

# MARYLAND BASKETBALL 1990-91


All-American Candidate  
WALT 'The Wizard' WILLIAMS

WB. P. LOLE JR.  
STUDENT ACTIVITIES BUILDING

*Come Inside and Feel the Pride!*



Tri-Captain Cedric Lewis



## WELCOME TO MARYLAND

**C**ome Inside and Feel the Pride. It's more than a slogan. It's an invitation to experience Maryland Basketball.

Head Coach Gary Williams' Terps shook the Cole Field House rafters last season. The old, hallowed hall was filled with thrills, filled with excitement, filled with pride.

The 1990-91 edition of the Terps is promising. Walt Williams brings his wizardry back to the Cole court. Sharpshooting Matt Roe will put on display one of the nation's best outside shots. Cedric Lewis will patrol the paint as few shot blockers can.

Those three tri-captains have pride in the themselves, pride in the program and pride in the school. So does the head coach, whose pride in this school comes as an alumnus as well as an employee. Come inside and feel it. Welcome to Maryland Basketball.

### Before Your Visit

Game credentials are issued through the sports information office. Ivan Meltzer will coordinate the distribution of credentials and he asks that requests be made in writing on company

letterhead at least four days prior to the game. It is perfectly acceptable to relay a credential request via fax. Our new fax number is (301) 314-9094. When a request is received well in advance, the credential and an appropriate parking pass will be mailed to the media representative.

**Photographers**, too, need to make their requests for credentials at least four days in advance. Again, faxed requests are fine. Photographers should note that the Cole Field House newly-installed lights are color balanced for daylight. An exposure setting of 1/250 at f2.8 has been found to work well with ASA 400 film and normal processing. With Cole's illuminating lighting system, there now are limits placed on the number of sets of strobe lights that will be allowed in Cole. If you wish to hang strobes, alert Ivan in the sports information office well in advance of the game for approval.

Members of the press corps wishing to **order telephone service** need to contact C&P Telephone Company at least two weeks prior to the game. The Cole Field House account representative is Karen Donaldson and can be reached at (301) 852-9900.

### General Interview Policy

Interviews with student-athletes must be arranged through the sports information office. Either Ivan, Joe Blair or Herb Hartnett will be

happy to set up one-on-one interviews. They do request, however, 24 hours advance notice to insure the student-athlete's availability. This one-day notice policy also holds for brief pre-practice interviews. The student-athletes' class schedules vary daily and often particular players are not available immediately prior to practice. In those instances, players will be made available after practice. Student-athletes will return phone calls when requested. Their home phone numbers will not be distributed. Interviews will not be arranged through basketball office.

**Interviews with Coach Gary Williams** also should be arranged in advance through the sports information office. Coach Williams typically returns phone calls in the early afternoon hours. Coach will make himself available for brief interviews on the court each day prior to practice.

Practices are open to the media with few exceptions. The team generally practices from 3 to 6 p.m. Monday through Friday. Weekend practice schedules vary and if media representatives wish to come out on weekends they should contact the sports information office ahead of time. Still and electronic cameramen are welcome at practice provided they do not interfere with practice.

### Game Day

Because of the renovations to Byrd Stadium, **Press Parking**

this year will be lots Z and 1, which are both west of Cole Field House adjacent to the Cole Tennis Courts. Please be advised, parking spaces will be at a premium and the media is encouraged to arrive early. For convenience sake, it is suggested that whenever possible media park in the lower portions of Lot Z and Lot 1, as those locations offer more direct access to the press entrance, which is at the back door of Cole Field House. Maryland's home weekday night games all begin at 7:30 p.m., which means the immediate campus area will be crowded with Terp basketball revelers, and night school students, so plan your schedule accordingly.

Press credentials that were not mailed are left at **press will call/press entrance**, which is located at the back door of Cole Field House inside the service parking area on Stadium Drive.

There is a **working press room** one level above the court in the wrestling team lounge. Pre-game and halftime food and beverage service is available in that room, as is all pre-game notes, media guides and auxiliary game information.

**Press seating** is located on along the west sideline of the court. A seating chart is posted each game outside the working press room. For help in locating your seat, please ask a member of the sports information office.

Photographers' floor access is governed by Atlantic Coast Conference policy. Photographers, both still

## TERRAPIN GAME DAYS

**Monday, November 26**

at Cole Field House  
Towson State, 7:30 p.m.

**Wednesday, November 28**

at Cole Field House  
Southern California  
7:30 p.m.

**Saturday, December 1**

at West Virginia, 4 p.m.

**Monday, December 3**

at Richmond  
Boston College, 9 p.m.

**Saturday, December 8**

at Jacksonville, 7:30 p.m.

**Tuesday, December 11**

at Cole Field House  
California-Irvine, 7:30 p.m.

**Saturday, December 22**

at Cole Field House  
Lafayette, 1 p.m.

**Thursday, December 27**

at ECAC Holiday Festival

**Saturday, December 29**

at ECAC Holiday Festival

**Wednesday, January 2**

at Wake Forest, 7:30 p.m.

**Saturday, January 5**

at Cole Field House  
Clemson, 1 p.m.

**Monday, January 7**

at Cole Field House  
Md.-Balt. Co., 7:30 p.m.

**Wednesday, January 9**

at North Carolina, 7:30 p.m.

**Saturday, January 12**

at Cole Field House  
Duke, 1 p.m.

**Wednesday, January 16**

at Cole Field House  
Virginia, 7:30 p.m.

**Saturday, January 19**

at South Florida, 7:30 p.m.

**Tuesday, January 22**

at Cole Field House  
Boston Univ., 7:30 p.m.

**Saturday, January 26**

at Cole Field House  
N.C. State, 1 p.m.

**Tuesday, January 29**

at Cole Field House  
American, 7:30 p.m.

**Friday, February 1**

at Georgia Tech, 7:30 p.m.

**Wednesday, February 6**

at Clemson, 7:30 p.m.

**Saturday, February 9**

at Duke, 1 p.m.

**Wednesday, February 13**

at Cole Field House

Georgia Tech, 7:30 p.m.

**Saturday, February 16**

at Cole Field House  
North Carolina, 7:30 p.m.

**Tuesday, February 19**

at Virginia Tech, 7:30 p.m.

**Saturday, February 23**

at Cole Field House  
Wake Forest, 1 p.m.

**Wednesday, February 27**

at N.C. State, 7:30 p.m.

**Saturday, March 2**

at Virginia, 1 p.m.

and electronic, must shoot from the baselines at the Northwest (Maryland team bench end/press row side) and the Southeast corners of the court. When the visiting team does not travel with cheerleaders, the Southwest side will be open to photographers as well. Please note that only game photographers — no assistants, producers, runners, etc. — will have access to the floor areas.

**Post-game coaches interviews** are held in the cozy basketball lounge, adjacent to the Maryland lockerroom. Coaches from both

competing teams — winner first — are brought to the interview area. Following coach Williams' post-game remarks, the **Maryland lockerroom is open** to all credentialed media for a brief period. The visiting team's lockerroom access policy is determined by officials of that school.

**Statistics packets**, including running play-by-play, first half and final boxscores, and post-game coaches quotes are compiled following every Maryland game and made available to the media both at press row and in the working press room.

## MARYLAND SPORTS INFORMATION

### Mailing Address

P.O. Box 295  
College Park, MD 20740-0295

### Shipping Address

Cole Field House  
Room 1112  
Campus Drive  
College Park, MD 20740

**Main Office Phone: (301) 314-7064**

**SID Fax: (301) 314-9094**

**Director: Herb Hartnett**

Office Phone: (301) 314-7061

Home Phone: (301) 730-8824

**Assistant Director/Basketball Contact: Ivan Meltzer**

Office Phone: (301) 314-7062

Home Phone: (301) 935-5267

**Assistant Director: Joe Blair**

Office Phone: (301) 314-7063

Home Phone: (301) 589-6883

**Assistant Director: Chuck Walsh**

Office Phone: (301) 314-7065


Home Phone: (301) 890-9671


**Secretary: Dee Stough**

**Students: Kris Klick, Ricky Martin, John Tierney**

## QUICK FACTS

<b>Location:</b>	College Park, Maryland
<b>Enrollment:</b>	26,863
<b>Founded:</b>	1807
<b>Colors:</b>	Red, White, Black & Gold
<b>President:</b>	Dr. William E. Kirwan
<b>Athletics Director:</b>	Andy Geiger
<b>Nickname:</b>	Terrapins (Terps)
<b>Arena (capacity):</b>	Cole Field House (14,500)
<b>Affiliation:</b>	NCAA Division I
<b>Conference:</b>	Atlantic Coast
<b>Head Coach:</b>	Gary Williams (Maryland, 1968)
<b>Record at Maryland:</b>	19-14 (1 year)
<b>Career Record:</b>	226-142 (12 years)
<b>Best Time to Reach:</b>	11 a.m. to 1 p.m.
<b>Assistant Coaches:</b>	Billy Hahn (Maryland, 1975) Art Perry (Rutgers, 1975) Adam Preyer (Roanoke, 1988)
<b>1989-90 Record:</b>	19-14
<b>1989-90 ACC Record (Finish):</b>	6-8 (T5th)
<b>Starters Returning:</b>	One
<b>Letterwinners Returning:</b>	Five
<b>Letterwinners Lost:</b>	Seven
<b>Newcomers:</b>	Five





# TERP TABLE

The Maryland Men's Basketball Media Guide was written and edited by Ivan Meltzer. Editorial assistance and recommendations provided by the entire sports information staff — Herb Hartnett, Joe F. Blair, Chuck Walsh, Dee Stough and Kris Klick. Layout and design by Dave Pfeiffer of Presstar Printing, Inc., who took a keen interest in this job from the beginning and almost never lost patience with it. The book was printed at Presstar and no amount of thanks could possibly do justice to the time and effort put in on this project by Bill, Joel, Kathy, Kathy, Rusty and the gang. Cover photos were courtesy of Edwin Mahan and Lars Gelfan. Interior photos were by Larry Crouse, Gelfan, Mitchell Layton, Mahan, and Bruce Schwartzman. Special thanks to Charlie Guillette of Colonial Lithograph for his original design, from which this year's book was developed. As always, the sports information office is indebted to the University's Paula Mandelman for her assistance.

## THIS IS MARYLAND

Athletic Director .....	5
Board of Regents .....	4
Campus Administration .....	4
Cole Field House .....	8-9
President .....	4
Terp Support .....	93-94
Terp Traditions .....	10
University at College Park .....	6-7

## THE COACHING STAFF

Top Terp Gary Williams .....	12-13
Terp Assistant Billy Hahn .....	16
Terp Assistant Art Perry .....	17
Terp Assistant Adam Preyer .....	18
Terp Assistant Mike Gielen .....	18
Administrative Assistant Peter Sauer .....	18
Medical Staff .....	19
Managers .....	19

## MEET THE TERPS

Team Picture/Roster .....	20
Vince Broadnax .....	22-23
Evers Burns .....	24-25
Kevin Chamberlain .....	26-27
Matt Downing .....	36
Dean Green .....	36
Eric Kjome .....	37
Cedric Lewis .....	28-29
Mark McGlone .....	37
Kevin McLinton .....	30-31
Matt Roe .....	32-33
Garfield Smith .....	38
Mike Thibeault .....	38
Walt Williams .....	34-35

## THE OPPONENTS

1990-91 ACC Composite Schedule .....	67
American .....	40
Boston College .....	40
Boston University .....	41
Brigham Young .....	41
Cal-State Irvine .....	42
Clemson .....	42
Duke .....	43
Georgia Tech .....	43

## THE OPPONENTS

Jacksonville .....	44
Lafayette .....	44
Md.-Baltimore Co. ....	45
North Carolina .....	45
N.C. State .....	46
Rutgers .....	46
South Carolina .....	47
Towson State .....	47
Virginia .....	48
Virginia Tech .....	48
Wake Forest .....	49
West Virginia .....	49
Terps on the Road .....	96

## TERP RECORD BOOK

1989-90 Final Season Stats .....	52
1989-90 Final ACC Stats .....	52
1989-90 Game Results .....	53
1989-90 Game Highs .....	53
1989-90 Game-by-Game Statistics .....	54
1989-90 Individual Pts.-Rebs.-Asst. ....	53
1990 Final ACC Standings & Stats .....	64-65
Individual Records .....	55-57
Maryland Year-by-Year Stats .....	60
Miscellaneous Records .....	58
Opponent Year-by-Year Stats .....	61
Season Leaders .....	62-63
Team Records .....	59
Terps vs. All Opponents .....	68-72

## HISTORY MAKING TERPS

1990 ACC All-Star Tour .....	66
ACC Award-Winning Terps .....	76
All-Americans .....	78-79
All-Time Terp Coaching Records .....	91
Former Terps-Where Are They Now? .....	82-83
Team Award Winners .....	77
Terp Lettermen .....	84-85
Terp Olympians .....	80
Terps in the ACC Tournament .....	74
Terps in the NBA .....	81
Terps in the NCAA Tournament .....	75
Terps in the NIT .....	75
Year-by-Year Terp Results .....	86-91
Wire Service Rankings .....	93

T E R R A P I N S

# THIS IS MARYLAND



# THE UNIVERSITY

## Board of Regents

- |   |   |
|---|---|
| <b>George V. McGowan,</b><br>Chairperson<br><i>Anne Arundel County</i>        | <b>Benjamin L. Brown</b><br><i>Baltimore City</i>     |
| <b>Roger Blunt,</b><br>Vice Chairperson<br><i>Montgomery County</i>           | <b>Earle Palmer Brown</b><br><i>Montgomery County</i> |
| <b>Albert N. Whiting, Secretary</b><br><i>Howard County</i>                   | <b>Charles W. Cole, Jr.</b><br><i>Baltimore City</i>  |
| <b>Ilona M. Hogan, Treasurer</b><br><i>Frederick County</i>                   | <b>Frank A. Gunther, Jr.</b><br><i>Baltimore City</i> |
| <b>Constance M. Unseld,</b><br>Assistant Secretary<br><i>Baltimore County</i> | <b>Ann R. Hull</b><br><i>Prince George's County</i>   |
| <b>Hon. Wayne A. Cawley, Jr.</b><br>ex officio                                | <b>Henry R. Lord</b><br><i>Baltimore County</i>       |
| <b>Margaret Alton</b><br><i>Baltimore City</i>                                | <b>Joann M. McCartney</b><br><i>St. Mary's County</i> |
| <b>Richard O. Berndt</b><br><i>Baltimore City</i>                             | <b>John W.T. Webb</b><br><i>Wicomico County</i>       |

## System Administration

- |  |   |
|--|---|
| <b>Dr. Donald N. Langenberg</b><br>Chancellor  | <b>Dr. Raymond J. Miller</b><br>Vice Chancellor for<br><i>Agriculture and Natural Resources</i> |
| <b>Dr. Jean E. Spencer</b><br>Deputy Chancellor  | <b>Mr. John K. Martin</b><br>Executive Director<br><i>University of Maryland Foundation</i>     |
| <b>Dr. David S. Sparks</b><br>Vice Chancellor for<br><i>Academic Planning and Accountability</i> |   |
| <b>Mr. Donald L. Myers</b><br>Vice Chancellor for<br><i>Management Services and Finance</i>      |   |

## College Park Campus

- |   |   |
|---|---|
| <b>Dr. J. Robert Dorfman</b><br>Vice President for Academic<br><i>Affairs and Provost</i> | <b>Dr. Kathryn Costello</b><br>Vice President for<br><i>Institutional Advancement</i> |
| <b>Mr. Charles F. Sturtz</b><br>Vice President for<br><i>Administrative Affairs</i>       | <b>Dr. William L. Thomas, Jr.</b><br>Vice-President for Student<br><i>Affairs</i>     |

## University President

*William E. Kirwan*

After more than 25 years of service as a professor and administrator at the University of Maryland at College Park, Dr. William E. Kirwan was appointed president on February 1, 1989.

Dr. Kirwan has played a major role in determining the direction of Maryland as it rises to become one of the nation's best public universities. Under his leadership, it recently developed a \$150 million, five-year plan to enhance college Park.

Dr. Kirwan joined the university in 1964 as an assistant professor of mathematics. He rose steadily through the faculty ranks as associate professor (1968-1972), professor (1972-present), and chair of the Department of Mathematics (1977-1981).

In 1981, he was appointed vice chancellor for academic affairs, College Park's chief academic post. From August to November 1982, Dr. Kirwan served as acting chancellor, returning to his position as vice chancellor when Dr. John Slaughter was appointed chancellor of College Park. As vice chancellor, Dr. Kirwan raised admis-

sion standards, increased the number of merit scholarships and graduate fellowships, and established an academic planning process.

Dr. Kirwan is a member of numerous honorary and professional societies, including Phi Beta Kappa, the American Mathematical Society, and the Mathematical Association of America. He is the co-editor of the book "Advances in Complex Analysis", and the author of many published articles on mathematical research. He served as the editor of the Proceedings of the American Mathematical Society from 1977 to 1985. Currently, he chairs the Mathematical Sciences in the Year 2000 Committee, a task force created by the National Research Council to improve mathematics education at the nation's colleges and universities during the next decade.

Born in Louisville, Kentucky on April 14, 1938, Dr. Kirwan received a bachelor's degree in mathematics from the University of Kentucky in 1960. He holds master's (1962) and Ph.D. (1964) degrees in mathematics from Rutgers University.

Dr. Kirwan and his wife, Patricia, have a son who received his bachelor's and master's degrees in architecture from College Park, and a daughter who currently is a student at the university.



**Dr. Donald N. Langenberg is the newly appointed chancellor.**

**ANDY GEIGER****Athletic Director****ATHLETIC DIRECTOR**

**F**erdinand A. (Andy) Geiger, whose tenure as Athletic Director at Stanford University elevated him to the top rank of athletic administrators, was named on September 7, 1990, to direct the athletic program at Maryland by College Park President William E. Kirwan. Geiger assumed his new duties on October 1.

Geiger oversaw a renaissance of Stanford athletics. During his tenure, Stanford's 29-sport program won 27 national collegiate championships in 11 years, the most won by any NCAA Division One school. He also realigned the Stanford athletic program to dramatically increase fund-raising and to better external af-

fairs. Stanford's on-field success was accomplished without sacrificing its place among the top academic schools.

At Maryland, Geiger directs a 23-sport program that has a proud history of having won more ACC titles than any school. He immediately will direct a \$30 million refurbishment of College Park facilities, and will give priority to a study of departmental structure and policies, and continued improvement of academic performance by student-athletes.

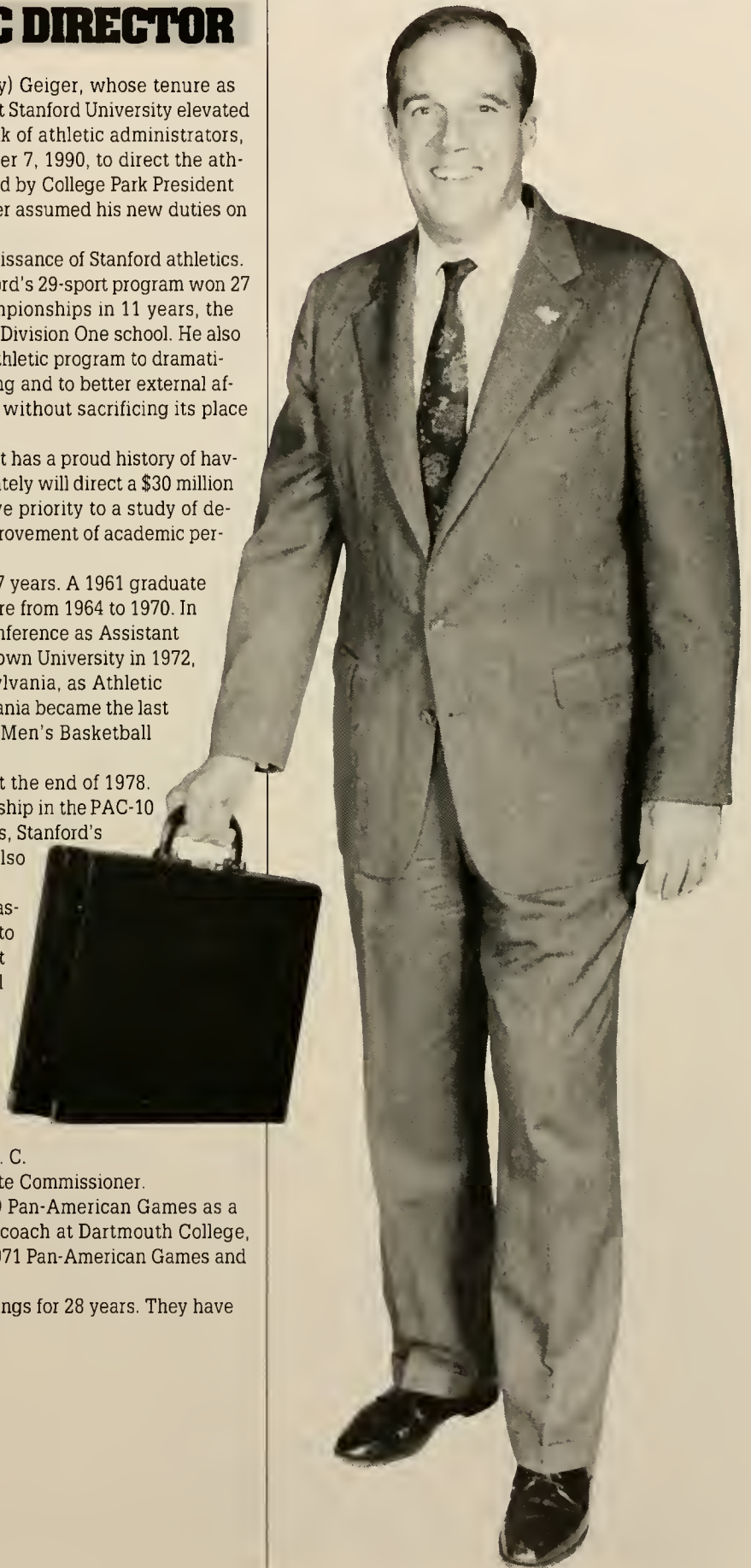
Geiger, 51, has been an athletic administrator for 27 years. A 1961 graduate of Syracuse, he was Assistant Athletic Director there from 1964 to 1970. In 1970, he moved to the Eastern Collegiate Athletic conference as Assistant Commissioner. He was named Athletic Director at Brown University in 1972, and he moved to another Ivy League school, Pennsylvania, as Athletic Director in 1975. During his final year there, Pennsylvania became the last Ivy school to qualify for the Final Four of the NCAA Men's Basketball Championship.

Geiger was named Athletic Director at Stanford at the end of 1978. He guided the Cardinal to a position of athletic leadership in the PAC-10 Conference, and in addition to its NCAA team success, Stanford's athletes won 96 NCAA individual championships, also the most by any school.

Geiger was a member of the NCAA Division One Basketball Tournament Committee for six years, helping to initiate many of the dramatic advances in tournament structure. He also was a member of the NCAA Special Committee on Reorganization, and served as chair on several other committees—the NCAA Water Polo Committee, the PAC-10 Television Committee for 11 years, the Men's Administrative Committee of the Conference, and he founded and chaired the Committee on Championships. He also served on the PAC-10 Compliance Committee, and he chaired the E. C. A. C. Committee on Infractions when he was Associate Commissioner.

An oarsman at Syracuse, he competed in the 1959 Pan-American Games as a member of the U. S. team. He was a freshman crew coach at Dartmouth College, and later served as manager of the U. S. crew at the 1971 Pan-American Games and as secretary of the U. S. Olympic Rowing Committee.

Geiger has been married to the former Eleanor Rollings for 28 years. They have two children, Phillip and Gregory.



## THE UNIVERSITY AT COLLEGE PARK

**T**he University of Maryland College Park is the cornerstone of the 11 school Maryland state system of four year colleges. Chartered in 1856, Maryland College Park is situated on a 1300 acre campus nine miles north of Washington, D.C., and in close proximity to Maryland's Capital of Annapolis and the state's largest city, Baltimore. Acres of lawns and tall shade trees accompany the 335 major buildings at Maryland College Park. It is one of the finest universities in the nation.



A charter member of the Atlantic Coast Conference, Maryland's athletic roots are in the old Southern Intercollegiate Conference that encompassed schools from the Deep South north to Maryland.

After that conference split up in 1932, Maryland joined with traditional Mid-Atlantic and Near South rivals to form the Southern Conference. In 1953, seven traditional rivals left that league to form the ACC. Maryland has been ACC football champions eight times.

From its pre-Civil War roots as the state's first agricultural college, and its designation soon after as one of America's original land grant institutions, to its officially mandated status in 1988 as the "flagship" institution of the state's 11-university system, the University of Maryland at College Park has emerged as one of the nation's foremost public institutions of higher education.

In such disciplines as engineering, computer science, physics, economics, and mathematics, College Park has attracted national and international recognition, placing it among the best of its peers. In the social sciences and humanities, in business and the arts, as well, the university has been widely acclaimed for the quality of its faculty and programs.

The 11th largest university in the United States, College Park undergraduate enrollment last year was 24,473. Its students pursue 122 majors for undergraduates and 88 programs for graduate students. Courses are taught by more than 2,000 full-time



faculty, many of whom are internationally known scholars and researchers.

Over the past several years the average SAT scores of entering freshmen have soared to the highest in university history. As part of its commitment to enhancing undergraduate education, the university has reduced undergraduate enrollment, improved faculty-student ratios, raised admissions standards, revamped the honors program, strengthened advising, supported student research and encouraged numerous innovations in teaching. Along with the expanded emphasis on improving the learning environment for undergraduate students, the university has placed the highest priority on attracting more minority students and transforming the academic climate for women.

At the same time, the university attracts some of the nation's outstanding research scholars to its faculty. College Park ranks fourth in the nation in total federal research and development funding among public universities without a medical school, and the faculty has been awarded numerous Guggenheim, Sloan and Fulbright fellowships. In addition, since its inception in 1984, the highly coveted National Science Foundation Presidential Young Investigator Award has gone to 17 younger College Park faculty members.

Home to dozens of specialized centers and institutes that focus on areas as diverse as global climate change, international security, advanced



helicopter design, super computers, the ecology of the Chesapeake Bay, Renaissance and Baroque studies, and innovative approaches to systems engineering. College Park is a hub of research and academic activity for the state, the region and the nation.

It is also a leader in providing technical assistance to businesses and government agencies as well as a catalyst for technology transfer and economic development within the state. From agricultural economics and artificial intelligence to regional and urban planning and the training of tomorrow's teachers, the university is a rich source of expertise for meeting the needs of both the public and private sector.

On the eve of a new century, the University of Maryland at College Park looks forward to the year 2000 as an institution of vigor and vitality, committed to continuing its role of helping stimulate and strengthen the intellectual, economic and cultural well-being of the students and citizens it serves.

## College Park Leadership

College Park is home of a variety of exceptional research facilities, including a computer vision laboratory; a full-scale low velocity wind tunnel, a 500 liter computer controlled fermentation system for research in bioprocess scale-up programs, the Center for Automation Research; and a quiescent plasma device (Q machine) for plasma research. Such major facilities as the Engineering Research Center, the Systems Research Center, and the new Center for Global Change conduct research that is especially significant to the state and the nation.

In the 1990's, College Park will be the home of one of the nation's most important research facilities—the 1.7 million square-foot, \$205 million Second National Archives Building. It will house more than half the collection of the National Archives Records Administration, including some of the nation's most valuable historical documents. The building will be completed by 1993.





December 2, 1955  
 Cole Field House Dedication  
 Maryland 67, Virginia 55

## COLE FIELD HOUSE

**W**hen college basketball was achieving its most explosive growth—from the late 1950s to the 1970s—there was one college gymnasium on the East Coast that sat as many as 12,000 fans. Cole Field House epitomized the new big time, main event status of college hoops, the sport of network TV and emerging legends. It stands today as a building that faces cosmetic renewal over the next several years, but Cole's charisma will not be tampered with; there was not a bad seat in the house on Dec. 2, 1955, when it was dedicated in a game against Virginia, and there is not a better place to watch a game today. Only in a building like Cole, where history has been routinely made, can the fan feel the echo of tradition, and experience, even in an empty Cole, the electricity generated by buzzer beaters and a thousand slam dunks.

Cole was dedicated as the Student Activities Center, a \$3.3 million project that was erected under the tutelage of Board of Regents Chair, Judge William P. Cole, Jr., and President Wilson Elkins. A year after the dedication, the building was named in honor of Cole, who served the Board of Regents for 25 years.

Although Cole has remained the same basketball hall it was built to be, there have been refinements. Scoreboards were installed recently that will not only tell the fan what the score is, but also how loud they are cheering. Cole's seating also grew from its original base, and 14,500 fans can now root for the Red and White at any game.

As championships were awarded over the years, Cole got some of the very best. The 1966 and 1970 Men's Basketball Final Fours were held here. In 1991, first and second round NCAA games will be hosted. The NCAA Wrestling Championship was held here in 1960, 1972, 1978, 1987, and 1990, and the NCAA Women's Volleyball Championship is scheduled for Cole in December.

Cole Field House houses most of the athletic department offices, and yearly hosts thousands who visit just to see where so much hoop history has been made.



**NCAAS AT COLE**

**1962 Eastern Regionals**  
**Semi-Finals**  
 Wake Forest 96, St. Joseph's(Pa)85,  
 Villanova 79, New York U. 76  
**Championship**  
 Wake Forest 79, Villanova 69  
**Third Place**  
 New York U. 94, St. Joseph's 85

**1963 Eastern Regionals**  
**Semi-Finals**  
 Duke 81, New York U. 76,  
 St. Joseph's 97, West Virginia 88  
**Championship**  
 Duke 73, St. Joseph's 69  
**Third Place**  
 West Virginia 83, New York U. 73

**1965 Eastern Regionals**  
**Semi-Finals**  
 Princeton 66, North Carolina 48,  
 Providence 81, St. Joseph's 73(OT)  
**Championship**  
 Princeton 109, Providence 69  
**Third Place**  
 North Carolina 103, St. Joseph's 81

**1966 Final Four**  
**Semi-Finals**  
 Kentucky 83, Duke 79, Texas El  
 Paso 85, Utah 78  
**Championship**  
 Texas El Paso 85, Kentucky 65  
**Third Place**  
 Duke 79, Utah 77

**1967 Eastern Regionals**  
**Semi-Finals**  
 North Carolina 78, Princeton 70(OT),  
 Boston College 63, St. John's  
 (N.Y.) 62  
**Championship**  
 North Carolina 96,  
 Boston College 80  
**Third Place**  
 Princeton 78, St. John's 58

**1968 First Round**  
 Davidson 79, St. John's 70

**1969 Eastern Regionals**  
**Semi-Finals**  
 North Carolina 79, Duquesne 78,  
 Davidson 79, St. John's 69  
**Championship**  
 North Carolina 87, Davidson 85  
**Third Place**  
 Duquesne 75, St. John's 72

**1970 Final Four**  
**Semi-Finals**  
 Jacksonville 94, St. Bonaventure 83,  
 UCLA 93, New Mexico St. 77  
**Championship**  
 UCLA 80, Jacksonville 69  
**Third Place**  
 New Mexico St. 79, St.  
 Bonaventure 73

**1977 Eastern Regionals**  
**Semi-Finals**  
 Kentucky 93, Virginia Military 78,  
 North Carolina 79, Notre Dame 77  
**Championship**  
 North Carolina 79, Kentucky 72

*NCAA's at Cole: BC was a  
 one-point victor in this 1967  
 NCAA Eastern Regional  
 game.*



**Terp Attendance Through the Years**

Total Season			Home Games Only			
Season	Games	Attendance	Average	Games	Attendance	Average
1989-90	33	306,339	9,293	16	164,806	10,300
1988-89	29	276,604	9,538	14	128,773	9,198
1987-88	31	355,597	11,471	12	145,525	12,127
1986-87	26	241,118	9,274	16	130,975	8,186
1985-86	33	335,937	10,180	14	160,267	11,447
1984-85	37	393,459	10,634	16	199,335	12,458
1983-84	32	353,551	11,048	15	170,060	11,337
1982-83	30	308,340	10,278	17	172,445	10,144
1981-82	29	286,264	9,871	16	157,275	9,830
1980-81	31	398,036	12,840	15	196,978	13,132
1979-80	31	317,519	10,242	16	160,815	10,050
1978-79	30	316,449	10,548	18	201,536	11,196
1977-78	28	305,001	10,893	14	172,673	12,334
1976-77	27	325,777	12,066	19	240,254	12,645
1975-76	28	343,785	12,278	15	196,656	13,110
1974-75	29	314,341	10,839	14	187,971	13,427
1973-74	28	301,164	10,756	12	144,149	12,012
1972-73	30	340,964	11,365	13	172,828	13,294
1971-72	32	352,436	11,014	14	184,323	13,166
1970-71	26	273,553	10,521	15	180,842	12,056
1969-70	26	221,153	8,506	14	138,600	9,900
1968-69	26	152,005	5,746	10	66,500	6,650
1967-68	24	144,950	6,040	10	70,100	7,010
1966-67	25	164,390	6,576	10	82,490	8,249
1965-66	25	221,000	8,840	10	95,400	9,540
1964-65	26	185,500	7,135	12	103,100	8,592
1963-64	26	132,200	5,084	9	52,500	5,833


Attendance records prior to 1963 are incomplete.

**Largest Cole Field House Crowd:** 15,287  
**Final Score:** North Carolina 79, Maryland 77 (OT)

**Date:** Wednesday, Feb. 16, 1972

Because of current seating regulations, capacity of Cole Field House now is 14,500.





## TERP TRADITIONS

Testudo, a Diamondback Turtle whose name is derived from the scientific classification for turtle (*testudines*), is the mascot of the University of Maryland. Testudo's flight to become official mascot was (there is no other description) slow. But once on top, Testudo has reigned with a bronze-like grip, peering at generations of younger Terps crossing in front of, or entering the Theodore R. McKeldin Library in the heart of the College Park campus. The 500 pound terrapin's days of roving to conquer rival campuses at the behest of the College Park student body are over, his undisturbed regal bearing insured by his being bolted to a concrete throne.

The need for a mascot was essential in the early 1920s in a world littered with Wildcats, Tigers, Devils, Wolves, Bears, and all sorts of traditional names derived from a half-century of college athletics. Maryland was consolidated from different state schools in 1920 to form the base of today's wide-ranging state system and it needed a flag-carrier to do battle with Wahoos, Lions, and Generals.

Dr. H.C. Byrd, the University President in 1922, recommended the Diamondback as mascot in response to the student newspaper's search for an "official" leader. Although his suggestion was, indeed, "official," there were some who resisted, opting for the older and historically entrenched term. Old-Liners. A label derived from the Revolutionary

War when Maryland soldiers earned the accolade for bravery and perseverance in the face of British troops. Old-Liners had a more vocal lobby than the speechless turtle.

By 1935, however, the Yearbook had changed its name from Reveille to Terrapin by a vote of the student body, and save for some splintered resistance, Testudo's family had won. Newspapers, even then exploring every angle, shortened Terrapin to Terp, but Testudo by any name is still a turtle.

Samuel P. Gorham of Providence, R.I., cast Testudo in bronze at the request of the Class of 1933. He was modeled after a feisty Diamondback that came from Dr. Byrd's hometown of Crisfield. Dr. Byrd's choice of mascot was not intended to reflect the docility of Maryland teams. As a small boy near his home

he surely found out what so many others have discovered about Terrapins — they bite.

### COLORS

The colors of the University of Maryland are those of the state flag—gold, red, black and white.

Maryland's flag bears the arms of the Calvert and Crossland families. Calvert was the family name of the Lords Baltimore who founded Maryland, and their colors of gold and black appear in the first and fourth quarters of the flag. Crossland was the family of the mother of George Calvert, first Lord Baltimore. The red and white Crossland colors, with a Greek cross terminating in the foils, appear in the second and third quarters. The flag was first flown in its present form October 25, 1888, at Gettysburg Battlefield for ceremonies dedicating monuments to Maryland regiments of the


Army of the Potomac. It was officially adopted in 1904. Maryland law requires that if any ornament is affixed to the top of a flagstaff carrying the Maryland flag, the ornament must be a gold cross bottony.

Like the long trek of Testudo to become mascot, the trip for these colors to arrive as "official" was marked by factionalism. By the post World War II years, there was disgruntlement from the press and others that Maryland's football uniforms were difficult to read, and Old Gold and Black were deemed the colors even though red had been an official color. By the time of Coach Jim Tatum's matchless era of success, which included a National Championship in 1953, the football team was back in red. Today's Maryland football teams incorporate all the colors of the state flag, although the predominate University of Maryland "fight" color is red.



Testudo

# THE COACHING STAFF



**GARY WILLIAMS****Head Coach****HEAD COACH**

**A**pproximately a year and a half ago—June 13, 1989 to be exact—Gary Williams was named head basketball coach at the University of Maryland, his alma mater. After a few brief opening remarks, Williams settled in behind the microphone and immediately started talking basketball.

With enthusiasm that onlookers strictly attributed to the occasion, Williams explained his plan for the upcoming year. Maryland, he said, would be a competitive basketball team. The Terps, he proclaimed, would win their share of Atlantic Coast Conference games. This team, he commanded, would woo fans with its hustle, its attitude and its determination. Those gathered shrugged, allowing Williams his say but not for a moment believing that he could turn the team into a contender in just one season.

Well, one year later, let the record show that Williams knew exactly what he was talking about. Last season saw Maryland post a 19-14 record, 6-8 in the rugged ACC. The Terps competed in the post-season, advancing to the second round of the National Invitation Tournament after narrowly missing an invite to the NCAA Tournament. To his lengthy personal list of accomplishments, Williams now can add: winningest first year coach in Maryland history and winningest first year coach among his active ACC peers. That's right, no current ACC coach—not Mike Krzyzewski of Duke, not Bobby Cremins of Georgia Tech, not even Dean Smith of North Carolina—won more games in his first year in the league than did Williams. Anyone that knows Gary Williams, however, knows that the coaching veteran will not rest on past achievements. In 12 years as a head coach he never has. He didn't at Ohio State, where he led three consecutive teams to post-season tournaments. Likewise at Boston College, where three of his four Eagles' teams advanced to postseason action. Even at American University, where he began his college head coaching career in 1978, Williams directed AU to two postseason tournaments in four years. His career record stands at 226-142, a .614 winning percentage.

Williams is the only coach to direct programs in the three elite conferences of college basketball—the Atlantic Coast, the Big East and the Big 10. He has delivered each of the four schools he has coached to post-season berths, traveling the postseason road nine times in 12 seasons. Last year certainly was one of the more memorable campaigns for Williams. In his first year at Maryland, he led the Terps to the second best one-year turnaround in school history, winning 19 games after winning only nine the previous season. His Terps swept the season series with archrivals North Carolina and Virginia.

A Terp by title and diploma, the importance of those series sweeps were not lost on Williams, The Alum. "I remember what it was like in those games as a player," said Williams, who lettered three years for Maryland. "Even though I wasn't out on the court last year, I felt the same excitement."

During his undergraduate years, Williams was a three-year starter for H.A. "Bud" Millikan. In his three seasons, Williams played in 74 of Maryland's 76 games, helping the Terps to a 43-33 record during that span. Never a prolific scorer—his career average was 4.5 points a game—Williams set the defensive tone for those Maryland teams. The fervent 94 feet of man-to-man defensive pressure that was his trademark as a player has become his signature as a head coach.

Williams' coaching career included a high school state championship and seven seasons as a college assistant before taking a head coach position—the top spot at American. His years at AU were memorable. In 1981, his squad set a school record for victories with a 24-6 slate, won the East Coast Conference Championship and played in the NIT. The next year, the Eagles went 21-9 and made a return trip to the NIT. In four years at AU, Williams' teams were 72-42.

In 1983, he moved on to Boston College, leading those Eagles to a 25-7 record, the Big East Conference regular season title and the NCAA "Sweet 16" that first season. Three of Williams' BC squads would go on to play in the post-season, twice earning trips to the final 16.

In 1987, Williams accepted the head coaching position at Ohio State, and immediately was a success. His first Buckeyes squad upended then No. 1 and unbeaten Iowa in the regular season. That would be the first of many giant-killings by the Williams-led-Buckeyes. Other big wins would follow, including victories over second-ranked Purdue, perennial power Kansas, and highly regarded Big 10 foes Michigan and Illinois.

Now, with an immensely successful Maryland season behind him, Williams is as enthusiastic as ever. The Terps will continue to be competitive, they will hustle, they will continue to surprise, he says. Only this time, nobody is doubting.



**THE WILLIAMS COACHING RECORD**

Year	School	Won	Lost	.Pct	Tourney
1978-79	American Univ.	14	13	.518	
1979-80	American Univ.	13	14	.481	
1980-81	American Univ.	24	6	.800	NIT
1981-82	American Univ.	21	9	.700	NIT
	<b>American Totals</b>	<b>72</b>	<b>42</b>	<b>.631</b>	
1982-83	Boston College	25	7	.781	NCAA
1983-84	Boston College	18	12	.600	NIT
1984-85	Boston College	20	11	.645	NCAA
1985-86	Boston College	13	15	.464	
	<b>B.C. Totals</b>	<b>76</b>	<b>45</b>	<b>.628</b>	
1986-87	Ohio State	20	13	.606	NCAA
1987-88	Ohio State	20	13	.606	NIT
1988-89	Ohio State	19	15	.558	NIT
	<b>O.S.U. Totals</b>	<b>59</b>	<b>41</b>	<b>.590</b>	
1989-90	Maryland	19	14	.576	NIT
	<b>12-year Totals</b>	<b>226</b>	<b>142</b>	<b>.614</b>	

**THE WILLIAMS RESUME****Coaching Experience**

1989- Present	Head Coach, University of Maryland, College Park, MD 1-year record: 19-14 NIT Tournament: 1990 Winningest first-year head coach in Maryland history.
1986-89	Head Coach, Ohio State University, Columbus, OH 3-year record: 59-41 NCAA Tournament: 1987 NIT Tournament: 1988 & 1989
1982-86	Head Coach, Boston College, Chestnut Hill, MA 4-year record: 76-45 NCAA Tournament: 1983 & 1985 (Final 16 each yr) NIT Tournament: 1984
1978-82	Head Coach, American University, Washington, D.C. 4-year record: 72-42
1977-78	NIT Tournament: 1981 & 1982 Assistant Coach Boston College, Chestnut Hill, MA Assistant to Tom Davis
1971-77	1-year record: 15-11 Assistant Basketball Coach/Head Soccer Coach, Lafayette College, Easton, PA Assistant to Tom Davis 6-year record: 116-44
1969-71	Soccer record unavailable Head Varsity Coach, Woodrow Wilson High School, Camden NJ 1969-70 squad was 27-0 and New Jersey
1968-69	State Champions Head Junior Varsity Coach, Woodrow Wilson High School, Camden, NJ
1967-68	Graduate Assistant Coach, University of Maryland, College Park, MD

**Personal Information**

Age:	45
Birthdate:	March 4, 1945
High School:	Collingswood High School, Collingswood, NJ

**CAREER STATISTICS**


Here's a glance at Williams' career statistics at Maryland:

Season	GP	FGM-FGA	.PCT	FTM-FTA	.PCT	PF-DQ	REB-AVG	PTS-AVG
1964-65	26	33-87	.379	25-50	.500	37-0	80-3.1	91-3.5
1965-66	23	23-61	.386	29-42	.476	27-0	74-3.2	66-2.9
1966-67	25	71-134	.530	31-49	.633	53-0	82-3.3	173-6.9
Totals	74	127-282	.450	85-141	.600	117-0	236-3.2	330-4.5

**What They Said Then**

Biography from the 1966-67 Maryland basketball media guide:

*"Gary Williams, 6-0, 170, 21 Senior, Collingswood, N.J. — Maryland's best floor man who can work the ball down the floor quicker than any of his mates ... can hit the open man ... a fierce competitor with a heart as big as his chest."*



## GARY'S FIRST YEAR

**F**or Gary Williams, there is no such thing as a rebuilding year, no room for transition periods.

"We wanted to be as good as we could be right away," said Williams of his 1989-90 squad, his first at Maryland. "I didn't want to hear about Maryland not being talented enough or needing a transition year to get used to the new staff. I wasn't about to let our players think we were going to move slowly toward our goals."

In large part due to that strong will of their head coach, last season's Terps proved they could be very good.

The numbers tell part of the amazing story. A team that was near-unanimously picked to finish last in the Atlantic Coast Conference, ended the season with a 6-8 ACC record and a tie for fifth place in the league. Overall, the team won 19 games and advanced to the second round of the National Invitation Tournament. The Terps swept the season series with North Carolina and Virginia and played competitively with every other ACC school.

Off the court, the players carried themselves with a pride befitting a team that offered no excuses, but rather went out every game and played hard. Fans responded to the players' attitude, filling Cole Field House regularly and shaking the rafters with thundering approval for Gary Williams' Terps.







**Loyalty Key to Decision**

*There were smiles all around on August 28, 1990, when Walt Williams ended months of speculation and announced he was staying at the University of Maryland. That single event was more important a victory for Gary Williams' first year than any of the 19 that came on the court. For Walt, the decision was not an easy one, but it came down to his belief in the principle of loyalty. "I guess some of things that made me decide were loyalty to Coach Williams and to the staff," he said, "but even more important than that is loyalty to myself. I felt that whatever decision I made, I was the one who would have to live with it, so I wanted to make sure that I would be happy."*



Indeed, the year just past was a special one for Maryland basketball and it was made special by the brand of hoops Gary Williams brought to the University and the intensity with which his team played that style. Tony Massenburg, a 1989-90 team co-captain, summed it up this way: "Coach Williams," he said, "gave us the feeling we could win."

*Sights from Gary's first year: Plenty of congratulations, 12 home wins, a trip to the 53rd annual NIT, and plenty of sideline officiating made Gary Williams the winningest first-year Terp coach ever.*

**BILLY  
HAHN****Assistant Coach****TERP ASSISTANTS**

**B**illy Hahn remembers the glory years of Maryland basketball. He was there on the Sunday afternoons when the great Maryland teams of the mid-1970s met the great North Carolina State teams. He knows first hand that sports fans the following Mondays were talking about the Terps basketball games and not about the Super Bowls that followed it.

Now Hahn is orchestrating similar excitement in Maryland hoops as part of the Terps' coaching staff.

When Hahn played at Maryland, from 1971-75, the Terps were one of the nation's most dominant teams. He was part of a National Invitation Tournament championship in 1972, a member of the team that lost arguably the greatest ACC game of all time—103-100 in triple overtime to N.C. State in 1973—and he shared in the triumph of captaining his senior team to the

an assistant at Rhode Island (1977- 80), where he recruited and coached future New York Knicks star Sly Williams, and before that Hahn was an assistant at Davidson College (1976-77) and Morris Harvey College in West Virginia (1975-76).

Hahn, who has a reputation as a tireless recruiter, was an equally relentless player. Recruited out of Mishawaka, Ind.—the first Maryland player from the tradition-rich Hoosier state—Hahn starred for the Terps' 1971 freshman team. But in 1972, the Terps recruited a point guard of some repute by the name of John Lucas. Two years later another one by the name of Brad Davis came along. Billy Hahn became a reserve, but handled his fate with typical enthusiasm, becoming the team's vocal leader if not its statistical one.

Now, Hahn helps lead the Terps from the bench, lending to this Maryland team as a coach, the same competitiveness, desire and love for the program that he added to those mid-1970s teams as a player.



*Billy Hahn (left) knows how to get his players' attention. (Above) Recounting a game as head coach at Ohio University.*

third round of the NCAA Tournament in 1975.

When his career continued as a coach, big wins, a few more heartbreaking losses and continued success in the NIT and NCAA tournaments continued as well.

Now he's on the sidelines in College Park to continue the resurgence of one of the country's great hoops programs. It's a program he knows well and loves deeply.

Prior to joining Gary Williams' Maryland staff, Hahn was for three years the head coach at Ohio University, compiling a 42-45 overall record and always fielding competitive teams in the under-appreciated Mid-American Conference. In 1989, he coached the MAC Player of the Year, Paul Graham. Throughout his three years, 100 percent of his senior players earned their degrees.

Prior to his being named head coach, Hahn was for six years the Ohio University assistant, aiding Danny Nee's staffs as its primary recruiter and a savvy court coach. For four years those OU teams posted 20 win seasons, while twice earning trips to the NCAA Tournament and once to the NIT.

Prior to his stint at Ohio, Hahn was for three years

**Specifics:** 37 (6-22-53)

**Education:** B.S. Distributive Education, with a minor in business administration, University of Maryland, 1975

**Playing Experience:** Three-time letterman for the University of Maryland. Team captain in 1974-75. He earned the Alvin Aubinoe Career Contribution Award as a senior and was a member of the ACC Academic Honor Roll in 1974-75.

**Coaching:** Morris Harvey College, Assistant Coach, 1975-76; Davidson College, Assistant Coach, 1976-77; University of Rhode Island, Assistant Coach, 1977-80 (1979 NIT appearance); Ohio University, Assistant Coach, 1980-86 (1983 & 1985 NCAA Tournament appearances, 1986 NIT appearance); Ohio University, Head Basketball Coach, 1986-89 (three-season record of 42-45); University of Maryland, Assistant Coach, 1989-Present.

**Personal:** Hometown is Mishawaka, Indiana. He is married to the former Kathi Sheehy and the couple has two children: Matthew, 12, and Ashley, 7.

It didn't take Art Perry long to make up his mind to accept Gary Williams' offer to come to the University of Maryland as an assistant coach. Williams, after all, was offering Perry a chance to coach in the Atlantic Coast Conference and an opportunity to assist with a program that had turned the corner in Williams' first year and by all accounts was on its way toward being a national contender. But most of all, "Gary was offering me a chance to come home," says Perry, who grew up in Washington D. C. and whose family still lives there.

Perry, 45, went to high school in the area (Eastern High), he played his college ball nearby (at American) and now brings to his "neighborhood" an impressive resume of 18 years in coaching.

For the past six years, he has been a member of Tom Young's Old Dominion University staff. However, Perry's association with Young goes back well beyond ODU. Perry has coached almost continually with the Maryland graduate (Class of '58) since 1973, when he joined Young's Rutgers staff as a student coach. He was with Young at Rutgers when the Scarlet Knights earned a berth in the 1976 NCAA Final Four. After a brief stint at Connecticut, Perry rejoined Young at Rutgers as a fulltime assistant in 1978 and had stayed with Young at Rutgers and ODU until accepting the Maryland assistants post this summer.

Like his counterpart on the Maryland coaching staff, Billy Hahn, Perry is a tireless recruiter, and he has a keen eye for talent. More than 20 student-athletes that Perry has recruited have been drafted into the pros, and more than 10 have played extensively. Among his most recent recruiting jewels were Chris Gatling and Anthony Carver — both prep All-Americans — to Old Dominion. To Rutgers, Perry recruited future NBA players Roy Hinson and John Battle.

But Perry's experiences with outstanding basketball talent is not confined to his coaching roles. As a college player at American, Perry was a teammate of Kermit Washington, who went on to star in the NBA. Perry, too, had visions of basketball after college, but a knee injury prior to his junior season dashed those hopes and led him toward his coaching track. When Young offered him a chance to finish his degree as a student coach, the career was born.

Perry was a three-sport star at Eastern High School, which during the early 1960s was The District's athletics powerhouse. As a senior, Perry

quarterbacked both the football and basketball (as a point guard) teams to the city championship. He also was a sprinter on the track team. Perry graduated from Eastern High in 1964 and spent four years in the Air Force as a crew chief for jet fighters and as a member of the All-Air Force basketball team before returning home to D.C. and enrolling at American. Now, 20 years later, Perry returns home again.

**Specifics:** 45 (11-8-46)

**Education:** B. S. Health, Physical Education and Recreation, Rutgers University, 1975; currently enrolled in the M. A. Sports Management program at Old Dominion.

**Playing Experience:** Three-time letterwinner at American University, 1970-73; four times named to the All-Air Force Team, 1965-69

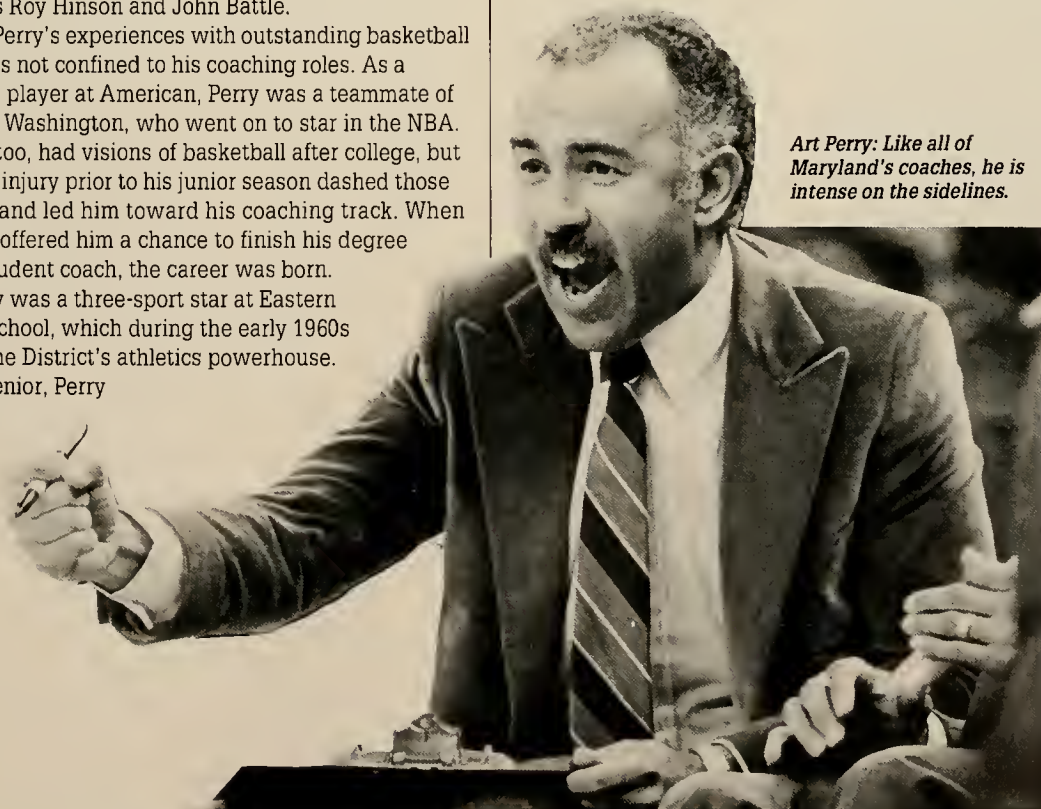
**Coaching:** Rutgers University, Assistant Coach, 1973-76 (1976 NCAA Final Four); University of Connecticut, Assistant Coach, 1976-78; Rutgers University, Assistant Coach, 1978-85 (NCAA Tournament twice, NIT, once); Old Dominion University, Assistant Coach, 1985-90 (1986 NCAA Tournament, 1988 NIT).

**Personal:** Hometown is Washington D. C. His mother, sister and brother all still live in The District. Perry is single.

## ART PERRY



Assistant Coach



*Art Perry: Like all of Maryland's coaches, he is intense on the sidelines.*

# TERP ASSISTANTS

## ADAM PREYER



### Part-Time Coach


Entering his second season as the Terps' part-time coach is Adam Preyer. A 1988 graduate of Roanoke College, Preyer joined the ACC coaching ranks after one year of coaching at Millersville University.

Given the fact that Preyer handles a majority of Maryland's scouting, assists with all court coaching, and plans many of the basketball program's clinics and special events, he is "part-time" in title only.

Preyer coached under former Maryland coach John Kochan at Millersville University, which finished the 1988-89 season with a 26-7 record and secured the Pennsylvania State Athletic Conference and Eastern Regional championships. In addition to his Millersville experience, Preyer has coached at numerous national basketball camps, including the nationally-recognized 5-Star Camp series.

Preyer, a native of Greensboro, N.C., graduated from Roanoke College with a degree in English. He was a four-year basketball letterman, leading the Maroons to three conference titles. As a senior he was the team's co-captain.

## MICHAEL GIelen



### Volunteer Coach

Michael Gielen is getting his coaching career started in the same area where his playing career received all sorts of notoriety. Early indications suggest that Gielen will be as successful on the sidelines, as he was on the hardwood.

Like Billy Hahn and Adam Preyer, Gielen begins his second year this season coaching with Gary Williams. Gielen's responsibilities on the staff include court coaching—primarily working with the guards on ballhandling and shooting techniques—scouting, and organization and coordination of the Gary Williams Basketball Camp.

As a prep, Gielen attended famed DeMatha High School in nearby Hyattsville, Md., which he led to the 1984 national high school championship. In 1985, his senior season, he was nominated as a McDonald's All-America and earned DeMatha's Horace Mann Scholar Athlete Award. A 4.0 high school student and all-star basketball player, Gielen chose Harvard University at which to continue his athletic and academic pursuits.



**TERP MANAGERS:**  
(Kneeling, L-R) David Gell, Jon Chronister, Aaron Dudley; (standing, L-R) Todd Davis, Doug Finniff, Matt Morin.

Gielen excelled in the Ivy League. He led the league in steals and assists in 1988-89, and was voted the Crimson's best defensive player and Most Valuable Player. He captained the Harvard squad as a junior and senior, becoming the first two-time captain in the school's history. He finished his Harvard career as the school's seventh all-time leading scorer.

## PETER SAUER



### Administrative Assistant

Handling the day-to-day administrative duties of Maryland's basketball opera-

tion is Peter Sauer, who is in his second year with the staff.

Sauer was the assistant athletic director for development and communications at the University of Maryland-Baltimore County in 1988, before joining Gary Williams' first staff. In that capacity, he coordinated all marketing efforts over the course of a very successful UMBC season.

Sauer orchestrated the revamping of UMBC's corporate sponsorships, one end result of which was the broadcasting of four Retriever games on television—a University first. His efforts in other areas helped secure for UMBC its most productive year ever at the gate. The school set single game and season attendance records during the 1988-89 season.

Prior to his work at UMBC, he was an assistant to the general manager at the Patriot Center, George Mason University's home bas-

ketball arena. There he assisted in all areas of event and facility management.

Among Sauer's duties for the Terps are coordination of the facilities and schedules and game management. He also coordinates team travel and assists with the organization of the Gary Williams Basketball Camp.

Like his boss, Gary Williams, Sauer is a graduate of Maryland, earning a bachelor of arts degree in government and politics in 1981. He went on to earn his law degree in 1987 from the University of Nebraska College of Law.

**BILL SAYLOR****Assistant Trainer**

Providing the day-to-day injury-prevention care to the Maryland basketball team is trainer Bill Saylor, who is in his fourth year as chief trainer for the team.

One of four full-time assistants to Head Trainer J.J. Bush, Saylor works with most of Maryland's athletic teams, and supervises the training of the men's basketball team, specifically.

Saylor coordinates and supervises the team's off-season conditioning regimen. He travels with the team and supervises all rehabilitative efforts in the advent of an injury.

As a former varsity athlete in football and wrestling, Saylor has first hand knowledge of the importance of preventative medical care in the success of an athletes' career. Saylor was a letter-earning wrestler for three years and a football safety for one year at Delaware. He graduated from Delaware in 1980 with a Bachelor of Science in physical education. He earned his master's degree in physical education from Virginia in 1983.

Prior to coming to Maryland, Saylor served as a trainer in the Sports Medicine Department of the U.S. Naval Academy

for three years. He also worked on a part time basis as a trainer with the Washington Redskins for three years.

Saylor, 38, is married to the former Patricia Bird.

**FRANK COSTELLO****Strength and Conditioning Coach**

Currently in his fourth decade of association with the University of Maryland, Frank Costello this year is in his 10th season as head strength and conditioning coach.

In that capacity, Costello and his staff supervise all weight training and off-season conditioning regimens. Costello is one of the area's leading authorities on strength training and conditioning. He also supervises all the conditioning for the National Hockey League's Washington Capitals.

Costello served as Head Track and Field Coach for Maryland from 1974-81 before moving into his current position. As track coach, Costello's teams won an ACC Championship and Indoor and Outdoor IC4A Championships. He has worked with a number of world class athletes, including hurdler and world record holder, Renaldo Nehemiah. In 1976, his long jumpers were

one, two, and three in the IC4A's. Of course he had some special knowledge of high jumping.

As New Jersey state high jump champion, Costello came to Maryland and made immediate contributions to the program. He was undefeated in the ACC, IC4A, and NCAA competition in 1965, winning both indoor and outdoor NCAA titles. His list of accomplishments includes titles in the Penn Relays, Milrose Games, Eastern European Championships, Southern Hemisphere Games and the French National Championships. In 1966, he was the third-ranked high jumper in the world.

In addition to coaching, Costello has been the author of numerous articles on track and field, including six articles published for *Scholastic Magazine*, four in the *Athletic Journal*, and two more in *Track Technique Magazine*.

Costello and his wife, Sherry, reside in Bowie, Md.

**DR. STANFORD LAVINE****Team Physician**

Dr. Stan Lavine's role at Maryland has been to make the Terrapins go, whether as an undergraduate standout in football, or as the team physician for al-

most three decades.

A native of Pittsburgh where he attended Schenley High School, Dr. Lavine matriculated at Maryland to prepare for his medical career, and played initially for the immortal Clark Shaughnessy, one of football's great innovators. By the time of his 1950 graduation, he had led Maryland under Head Coach Jim Tatum to a 9-1 record and a 20-7 win over Missouri in the Gator Bowl as the team's quarterback. After graduating from the University's Medical School, he interned in hospitals in Philadelphia and Cleveland, served two years in the Air Force, and then began his orthopedic medical practice and work with Maryland's athletic

teams.

Dr. Lavine attends all football games, home basketball games and some road games, and he is on call at all times for the athletes on the University's 23 sports teams. His professional reputation is national in scope, and many prominent athletes have sought his treatment. He was team physician for the Washington Redskins (1975-85), and was there for two Super Bowls. He was the team physician for the Washington Bullets when they won the NBA Championship. He was the team physician for the Washington Diplomats soccer team. He presently works at Sibley Hospital in Washington, D.C.



*Basketball Secretaries: Cleo Thomas (L), Kate Len.*

# 1990-91 MEN'S BASKETBALL ROSTERS



Front Row (L-R): Todd Davis, manager, Chris Kerwin\*, Garfield Smith, Walt Williams, Matt Roe, Cedric Lewis, Evers Burns, Mark McGlone, Matt Morin, manager. Back Row (L-R): Adam Preyer, assistant coach, Peter Sauer, administrative assistant, Billy Hahn, assistant coach, Eric Kjome, Kevin McLinton, Matt Downing, Gary Williams, head coach, Vince Broadnax, Kevin Chamberlain, Bill Saylor, trainer, Art Perry, assistant coach, Mike Gielen, assistant coach.  
\*Will not compete in 1990-91  
Not pictured: Dean Green, Mike Thibeault

## ALPHABETICAL

NAME (NO.)	YR.	POS.	HT.	WT.	HOMETOWN (HS/CC)
Vince Broadnax (40)	Jr.	F	6-3	191	Forestville, MD (Suitland)
Evers Burns (33)	So.	F-C	6-8	247	Baltimore, MD (Woodlawn)
Kevin Chamberlain (24)	So.	F	6-8	206	College Park, GA (Douglas)
Matthew Downing (12)	Jr.	G	5-10	162	Atchison, KS (Dodge City CC)
Dean Green (30)	Sr.	F	6-3	203	Martinsburg, WV (Martinsburg)
Eric Kjome (45)	Sr.	F	6-7	223	Red Wing, MN (Central)
Cedric Lewis (43)	Sr.	C	6-9	229	Temple Hills, MD (John Carroll)
Mark McGlone (52)	Fr.	F	6-6	252	Bladensburg, MD (Bladensburg)
Kevin McLinton (22)	So.	G	6-3	208	Silver Spring, MD (Springbrook)
Matt Roe (4)	Sr.	G-F	6-6	201	Manlius, NY (Fayetteville-Manlius)
Garfield Smith (21)	Jr.	F	6-6	223	Bronx, NY (Coffeyville CC)
Mike Thibeault (3)	Fr.	G	6-2	169	Glen Burnie, MD (Glen Burnie)
Walt Williams (42)	Jr.	G	6-8	200	Temple Hills, MD (Crossland)


## NUMERICAL

NO.	NAME	YR.	POS.	HT.	WT.
3	Mike Thibeault	Fr.	G	6-2	169
4	Matt Roe	Sr.	G-F	6-6	201
12	Matthew Downing	Jr.	G	5-10	162
21	Garfield Smith	Jr.	F	6-6	223
22	Kevin McLinton	So.	G	6-3	208
24	Kevin Chamberlain	So.	F	6-8	206
30	Dean Green	Sr.	F	6-3	203
33	Evers Burns	So.	F-C	6-8	247
40	Vince Broadnax	Jr.	F	6-3	191
42	Walt Williams	Jr.	G	6-8	200
43	Cedric Lewis	Sr.	C	6-9	229
45	Eric Kjome	Sr.	F	6-7	223
52	Mark McGlone	Fr.	F	6-6	252


Head Coach: Gary Williams (Maryland, 1968)

Assistant Coaches: Billy Hahn, Art Perry, Adam Preyer, Mike Gielen

# MEET THE TERRAPINS



**VINCE BROADNAX**



#40  
Junior, Forward  
6-3, 191  
Forestville, Maryland

Quite possibly the best defensive player on the squad . . . his work habits and attitude are among the best on the team . . . while not anywhere close to the most physically talented member of the team, he gets as much out of his ability as anyone playing the game . . . his tenaciousness on defense and rebounding prowess makes him a coaches' favorite . . . he is a tremendous position rebounder, who consistently pulls down his share of boards despite being at a severe height disadvantage against most ACC forwards . . . plays with the same intensity whether the situation is practice or an ACC game . . . **As a Sophomore** — He was the team's all-important sixth man during the 1989-90 campaign . . . started the season as a walk-on, but earned a scholarship . . . he was granted the scholarship on Jan. 16, 1990, the night before Maryland played at Virginia . . . against the Cavaliers in that game, he scored the bucket to tie the game with under three minutes to play and then in the final seconds tied up a loose ball that sealed the Terps' win . . . he played in all 33 games, starting two, and averaged 3.5 points and 2.1 rebounds a game . . . his .551 field goal percentage was tops among the Terps' regulars and he had 16 games in which he shot 50 percent or better from the floor . . . he scored in double figures three times, including an 11-point outing against Duke in the ACC Tournament . . . he became a favorite of Gary Williams' early in the fall practices and had almost as many minutes of playing time in the Terps season opener against Delaware State (17) as he had the entire previous season (19) . . . **As a Freshman** — One of three walk-ons to the 1988-89 squad . . . he saw the most action of the three, playing in 11 games and averaging just under two minutes an outing . . . he scored his season high of eight points and four rebounds against Maryland-Eastern Shore . . . he also played in both of Maryland's ACC Tournament games . . . **High School** — Played at Suitland High School . . . two-year varsity player for the Rams . . . as a senior, he averaged 20 points and seven rebounds an outing, leading SHS to the second round of the playoffs . . . played both forward positions as a prep . . . coached at Suitland by Owen Johnson . . . **Personal** — Born July 6, 1969 . . . full name is Vincent Delmas Broadnax . . . his cousin, Horace, played for Georgetown . . . in the fall conditioning tests, he bench pressed 250 pounds and posted a 31-inch vertical jump . . . he is majoring in speech communications.



**CAREER STATISTICS**

YEAR	GP	FGA-FGM	.PCT	3PM-3PA	.PCT	FTM-FTA	.PCT	AS	TO	BK	ST	PF-DQ	QR-DR	RBS-AVG	PTS-AVG
1989-90	33	38-69	.551	0-0	.000	39-55	.709	47	25	3	12	65-1	28-40	68-2.1	115-3.5
ACC	14	13-27	.482	0-0	.000	13-20	.650	25	10	1	3	31-1	8-18	26-1.9	39-2.8
1988-89	11	3-7	.429	0-0	.000	4-5	.800	1	2	0	0	3-0	3-3	6-0.6	10-0.9
ACC	5	0-2	.000	0-0	.000	0-0	.000	0	0	0	0	0-0	0-0	0-0.0	0-0.0
<b>Totals</b>	<b>44</b>	<b>41-76</b>	<b>.540</b>	<b>0-0</b>	<b>.000</b>	<b>43-60</b>	<b>.717</b>	<b>48</b>	<b>27</b>	<b>3</b>	<b>12</b>	<b>68-1</b>	<b>31-43</b>	<b>74-1.7</b>	<b>125-2.8</b>
ACC	19	13-29	.448	0-0	.000	13-20	.650	25	10	1	3	31-1	8-18	26-1.4	39-2.1



**GAME BY GAME STATISTICS**

1989-90	FG-FGA	3P-3PA	FT-FTA	PTS	OR-TR	PF	A	TO	BLK	STL	MN
Del. St.	4-4	0-0	2-2	10	2-4	3	2	1	0	0	17
Augusta	2-3	0-0	3-4	7	1-5	3	1	2	0	0	21
S. Carolina	0-0	0-0	0-0	0	0-0	0	0	0	0	0	6
Army	0-1	0-0	2-2	2	2-2	0	0	0	0	0	5
UConn	1-1	0-0	1-3	3	0-0	1	0	1	0	0	11
Jacksonville	1-5	0-0	0-0	2	2-5	2	0	1	0	0	18
Coppin St.	0-1	0-0	0-0	0	0-1	1	0	0	1	0	9
G. Mason	1-1	0-0	0-0	2	1-1	0	2	0	0	1	9
E. Tenn. St.	1-1	0-0	0-0	2	0-0	0	0	0	0	0	10
CS-Sac.	1-2	0-0	3-4	5	1-1	2	1	0	0	0	9
Alcorn St.	4-6	0-0	2-3	10	2-2	1	1	1	0	1	10
W Forest	2-4	0-0	4-4	8	1-1	3	4	3	0	1	22
at Clemson	2-3	0-0	0-1	4	2-4	4	2	2	0	0	12
UNC	1-1	0-0	2-4	4	0-1	4	2	1	0	0	25
at Duke	0-1	0-0	0-0	0	0-1	1	1	1	0	0	15
at UVA	3-5	0-0	0-0	6	1-3	1	3	0	0	0	22
at Boston U.	1-4	0-0	2-2	4	2-4	1	2	1	0	2	17
S. Florida	0-2	0-0	0-0	0	1-3	2	1	0	1	0	19
at NCSU	1-3	0-0	0-0	2	0-1	1	1	0	0	0	13
Va Tech	2-3	0-0	0-2	4	3-6	1	1	3	0	1	23
Ga. Tech	1-3	0-0	0-0	2	1-2	3	0	0	0	0	23
Clemson	0-0	0-0	0-0	0	0-0	1	0	0	0	0	4
Duke	0-1	0-0	2-2	2	0-1	5	4	1	0	0	18
at Ga Tech	0-0	0-0	0-0	0	0-1	1	3	0	1	0	15
at UNC	0-0	0-0	0-2	0	1-3	3	0	0	0	0	13
at USC	1-1	0-0	0-0	2	0-0	4	3	0	0	1	22
UMBC	2-2	0-0	2-2	6	0-0	2	3	0	0	2	12
at WForest	1-2	0-0	0-0	2	0-4	1	1	1	0	0	15
NCSU	1-2	0-0	1-2	3	0-0	2	2	1	0	2	22
UVA	1-2	0-0	4-5	6	2-4	1	2	0	0	0	17
Duke (ACC)	2-2	0-0	7-8	11	1-2	3	2	3	0	0	19
UMass (NIT)	2-3	0-0	0-1	4	2-5	4	1	1	0	1	17
Penn St. (NIT)	0-0	0-0	2-2	2	0-1	4	2	1	0	0	23
<b>1988-89</b>											
UMES	2-3	0-0	4-5	8	2-4	1	1	1	0	0	8
at S. Carolina	0-0	0-0	0-0	0	0-0	0	0	0	0	0	1
at UTEP	0-1	0-0	0-0	0	0-1	0	0	0	0	0	1
at UNC	0-1	0-0	0-0	0	0-0	0	0	0	0	0	1
NCSU	0-0	0-0	0-0	0	0-0	0	0	0	0	0	1
UMBC	0-0	0-0	0-0	0	0-0	0	0	0	0	0	1
at Ga. Tech	0-0	0-0	0-0	0	0-0	0	0	0	0	0	2
at NCSU	0-0	0-0	0-0	0	0-0	0	0	0	0	0	1
at UVA	0-1	0-0	0-0	0	0-0	0	0	0	0	0	1
NCSU (ACC)	0-0	0-0	0-0	0	0-0	0	0	1	0	0	1
UNC (ACC)	1-1	0-0	0-0	2	0-1	1	0	0	0	0	1

**CAREER HIGHS**

PTS	10	vs. several opponents
FGM	4	vs. several opponents
FGA	6	vs. Alcorn State (12-30-89)
FG%	1.000	(4-4) vs. Delaware St. (11-25-89)
FTM	7	vs. Duke (3-9-90)
FTA	8	vs. Duke (3-9-90)
FT%	.875	(7-8) vs. Duke (3-9-90)
ORB	3	vs. Virginia Tech (1-29-90)
DRB	4	vs. several opponents
RBS	6	vs. Virginia Tech (1-29-90)
AST	4	vs. several opponents
STL	2	vs. several opponents
BLK	1	vs. several opponents
MIN	25	vs. North Carolina (1-10-90)




**Rewarding Hustle**

*The night before Maryland's game last year at Virginia, head coach Gary Williams asked Vince Broadnax to his hotel room. With little fanfare, Williams extended a scholarship offer to his theretofore walk-on sixth man. Broadnax graciously accepted, and then the next night went out say thank you to his coach. Against UVA, Broadnax scored the bucket to tie the game with under three minutes to play and then in the game's final seconds he tied up a loose ball that sealed the Terps' road win.*



**EVERS  
BURNS**



**#33**  
**Sophomore, Forward/  
 Center**  
**6-8, 247**  
**Baltimore, Maryland**

**W**ith Maryland having to develop an entirely new frontcourt this year, Burns could be the key component of the revamped front . . . he has the size and skills that allow him to play either power forward or center, giving the coaching staff versatility . . . he runs the floor well and has good hands for his size . . . a lefty, he also has an accurate shooting touch from 15 feet-in . . . he will need to score his share of points this year, but his biggest contribution to the Terps will come if his low-post defense improves . . . he has added about 15 pounds over last year's playing weight, a result of an intense weight lifting regimen . . . As a **Freshman** — Saw the most playing time of any freshman during the 1989-90 campaign . . . he played in 28 games and averaged 4.3 points and 2.7 rebounds a game . . . both of those averages were sixth best on the team . . . he shot .543 from the field and was perfect from three-point distance (1-1) . . . he worked hard at both ends of the floor, grabbing 31 offensive rebounds and 44 defensive . . . **High School** — Played at Woodlawn High School . . . he was a two-sport prep star, excelling as a basketball forward/center and a football tight end . . . as a senior in 1988-89, he led WHS to a 20-3 record and a berth in the state tournament semifinals . . . during his sophomore and junior seasons, Woodlawn advanced to the regional semifinals . . . as a senior, he averaged 16 points, 8.5 rebounds and three blocks per game, earning all-Baltimore County and all-Metropolitan by the *Baltimore Sun* and honorable mention All-America honors . . . he shot 52 percent from the field and 86 percent from the line . . . while his basketball numbers were impressive, his



football totals were even more outstanding . . . he played both ways for the Woodlawn football team, as a tight end and defensive end . . . on offense, he had 29 receptions for 15 touchdowns and averaged just over 20 yards per catch as a senior . . . those numbers earned him football prep All-America honors and had him coveted by a number of powerhouse college football programs . . . not surprisingly, he was Woodlawn's Outstanding Male Athlete . . . **Personal** — Born August 24, 1971 . . . his full name is Evers Allen Burns . . . currently he is following a pre-business curriculum . . . during the fall testing period, he bench pressed 255 pounds and had a vertical jump of 30 inches, both

considerable improvements from his freshman season tests . . . Evers father, Emmett, is the National Life Membership Director of the NAACP in Baltimore . . . his older brother, Emmett, Jr., played fullback at Temple and his brother, Engel, attends Howard University.




**CAREER STATISTICS**

YEAR	GP	FGA-FGM	.PCT	3PM-3PA	.PCT	FTM-FTA	PCT	AS	TQ	BK	ST	PF-DQ	OR-DR	RBS-AVG	PTS-AVG
1989-90	28	57-105	.543	1-1	1.000	5-22	.227	7	18	5	7	27-0	31-44	75-2.7	120-4.3
ACC	11	10-21	.476	1-1	1.000	0-3	.000	1	6	0	3	13-0	7-8	15-1.4	21-1.9

### GAME BY GAME STATISTICS

1989-90

GAME	FG-FGA	3P-3PA	FT-FTA	PTS	ORB-DRB	PF	A	TO	BLK	STL	MIN
Del. St.	3-10	0-0	0-0	6	4-6	2	0	2	0	1	14
Augusta	4-8	0-0	1-2	9	1-3	1	0	1	0	0	14
S. Carolina	0-1	0-0	0-0	0	0-0	0	0	0	0	0	6
Army	0-3	0-0	0-0	0	1-2	2	0	0	0	0	10
UConn	2-4	0-0	1-4	5	1-3	0	0	0	1	0	11
Jacksonville	6-9	0-0	0-0	12	2-6	1	0	1	1	1	13
Coppin St.	2-4	0-0	0-0	4	2-5	1	2	1	0	0	17
G. Mason	7-8	0-0	0-1	14	2-7	2	0	1	0	1	16
E. Tenn. St.	2-4	0-0	0-0	4	2-4	1	1	0	0	0	8
CS-Sac.	6-8	0-0	0-3	12	4-8	0	1	1	0	0	12
Alcorn St.	8-10	0-0	1-3	17	4-8	2	1	1	2	0	18
WForest	0-1	0-0	0-0	0	0-0	2	0	0	0	0	9
at Clemson	0-0	0-0	0-0	0	0-0	4	0	1	0	1	6
at Duke	2-2	0-0	0-0	4	1-0	1	0	1	0	0	6
at UVA	0-0	0-0	0-0	0	0-1	1	0	0	0	0	3
S. Florida	3-5	0-0	0-0	6	0-3	2	1	1	1	0	11
at NCSU	1-3	0-0	0-0	2	0-1	0	0	1	0	0	8
Va Tech	0-2	0-0	0-0	0	0-0	0	0	1	0	0	5
Ga. Tech	0-0	0-0	0-0	0	0-0	0	0	0	0	0	1
Clemson	1-2	0-0	0-1	2	0-2	0	0	0	0	0	8
Duke	4-10	1-1	0-2	9	4-6	2	1	1	0	2	14
at Ga. Tech	2-3	0-0	0-0	4	1-2	1	0	1	0	0	5
at USC	0-1	0-0	0-0	0	0-0	0	0	0	0	0	1
UMBC	3-6	0-0	1-3	7	1-5	0	0	1	0	1	13
at WForest	0-0	0-0	0-0	0	0-0	1	0	0	0	0	2
UVA	0-0	0-0	0-0	0	1-2	1	0	1	0	0	5
Duke (ACC)	0-0	0-0	0-0	0	0-0	0	0	0	0	0	2




#### Points in a Hurry


*This season, Evers Burns expects to see a majority of his playing time at center, alternating with defensive-wiz Cedric Lewis. If his freshman year is any indication, Burns will be the perfect offensive compliment to Lewis. A year ago, he scored a point every two minutes he was on the court. A couple of his more impressive points-per-minute games were: 12 points in 12 minutes against Cal-State Sacramento, 12 points in 13 minutes against Jacksonville, and 17 points in 18 minutes against Alcorn State.*

#### CAREER HIGHS

PTS	17	vs. Alcorn State (12-30-89)
FGM	8	vs. Alcorn State (12-30-89)
FGA	10	vs. several opponents
FG%	.875	(7-8) vs. George Mason (12-22-89)
FTM	1	vs. several opponents
FTA	4	vs. Connecticut (12-4-89)
FT%	.500	(1-2) vs. several opponents
ORB	4	vs. several opponents
DRB	5	vs. George Mason (12-22-89)
RBS	7	vs. George Mason (12-22-89)
AST	2	vs. Coppin State (12-12-89)
STL	2	vs. Duke (2-10-90)
BLK	2	vs. Alcorn State (12-30-89)
MIN	18	vs. Alcorn State (12-30-89)



**KEVIN CHAMBERLAIN**




**#24**  
**Sophomore, Forward**  
**6-8, 206**  
**College Park, Georgia**

**A**n outstanding natural athlete, possibly the best on the team, Chamberlain still is trying to find his niche as a basketball player . . . he'll begin the year as a reserve power forward . . . he is quick and agile, which gives him the potential to be an outstanding defensive player . . . he also has the best vertical jump on the team at 34.5 inches . . . despite a slender frame, he is exceptionally strong and can battle in the paint . . . **As a Freshman** — Spent the season as a member of the practice scout team . . . he played in six games, scoring two points . . . those points and his lone rebound of the year came in a three-minute stint against Maryland-Baltimore County . . . **High School** — Played at Frederick Douglas High School . . . he led Douglas to a 50-11 mark in his two seasons as a starter, including a 28-2 campaign as a senior in 1988-89 . . . that team, with Chamberlain as its leading scorer at 14 points and 10 rebounds a game, was ranked as high as No. 5 in the USA Today weekly high school rankings . . . the team advanced to the state tournament regional finals . . . as a senior, he shot 59 percent from the floor and 79 percent from the line . . . besides his high school team, he played on an Atlanta area AAU team which included a number of Division I players, including Wayne Buckingham of Clemson, Jim Morgan of Stanford and Gerald Houston of Texas, who was also a high school teammate of Chamberlain's . . . he was coached in high school by Don Dollar . . . **Personal** — Born August 11, 1971 . . . his full name is Kevin Denis Chamberlain . . . during the fall testing period he bench pressed 265 pounds and ran a 4.86 40-yard dash, the second best sprint on the team . . . he has yet to declare a major.

**Most Athletic Terp**

*Although he hasn't had a great amount of playing time to show it, Kevin Chamberlain is among the Terps most athletically-gifted players. This fall, during the final conditioning tests, Chamberlain registered team highs in three of the six tests conducted. Among Chamberlain's more impressive physical accomplishments: a team-best 34½-inch vertical jump and a 10-foot, one-inch standing long jump.*



**CAREER STATISTICS**

YEAR	GP	FGA-FGM	.PCT	3PM-3PA	.PCT	FTM-FTA	.PCT	AS	TO	BK	ST	PF-DQ	OR-DR	RBS-AVG	PTS-AVG
1989-90	6	1-5	.200	0-0	.000	0-0	.000	0	0	0	0	1-0	1-0	1-0.2	2-0.3

**GAME BY GAME STATISTICS**

1989-90


GAME	FG-FGA	3P-3PA	FT-FTA	PTS	ORB-DRB	PF	A	TO	BLK	STL	MN
Del. St.	0-0	0-0	0-0	0	0-0	0	0	0	0	0	1
Augusta	0-1	0-0	0-0	0	0-0	0	0	0	0	0	2
G. Mason	0-0	0-0	0-0	0	0-0	0	0	0	0	0	1
CS-Sac.	0-0	0-0	0-0	0	0-0	1	0	0	0	0	1
Alcorn St.	0-1	0-0	0-0	0	0-0	0	0	0	0	0	2
UMBC	1-3	0-0	0-0	2	1-1	0	0	0	0	0	3

**CAREER HIGHS**

PTS	2	vs. UMBC (2-22-90)
FGM	1	vs. UMBC (2-22-90)
FGA	3	vs. UMBC (2-22-90)
FG%	.333	(1-3) vs. UMBC (2-22-90)
ORB	1	vs. UMBC (2-22-90)
RBS	1	vs. UMBC (2-22-90)
MIN	3	vs. UMBC (2-22-90)



**CEDRIC LEWIS**



**#43**  
**Senior, Center**  
**6-9, 229**  
**Temple Hills,**  
**Maryland**

**A**fter three years as a reserve, Lewis this year appears to be the Man in the Middle for the Terps . . . one of only three seniors and a team tri-captain, he is the likely starter at center for Maryland . . . he is one of the most active defensive players on the Maryland squad . . . he has excellent timing and is as quick off his feet as any player on the team, a combination which makes him one of the best shot blockers in the Atlantic Coast Conference and the nation . . . his looming defensive presence in the low post allows his teammates to play tighter, riskier defense on the perimeter . . . he runs the floor extremely well for his size . . . his offensive game has made tremendous strides . . . he has become a more consistent free throw shooter, which was a priority of the coaching staff last year because of Lewis' propensity to get fouled . . . also his shot selection from around the basket has improved, as has his field goal percentage . . . he played this summer as part of the ACC All-Stars on a 10-day tour of Germany . . . he averaged 6.2 points a game on that tour as the league stars won all six games of the tour . . . at 6-9, is the tallest Terp . . . **As a Junior** — He is coming off far and away his most productive season as a Terp in 1989-90 . . . he played in all 33 games, starting the first five . . . for the first time in his career, he totaled more than 100 points (101) and 100 rebounds (100 even) . . . he averaged 3.1 points and 3.0 rebounds a game, averaging 13.2 minutes an outing . . . his 1.5 blocks per game was third in the ACC . . . his 49 total blocks was a season high and leaves him just four short of 100 for his career . . . he currently is No. 3 on the Terps all-time blocked shot list . . . during the season, he either set or tied career highs for points (13), rebounds (11) and blocks (6) . . . not known as a great shooter, he 10 times last year shot 50 percent or better from the field . . . **As a Sophomore** — He played in 27 games, and averaged 13.8 minutes an outing . . . he had his season-best



game against Morgan State, when he scored 11 points, grabbed five rebounds and blocked three shots in 20 minutes . . . he also had 10 points, five boards and two

blocks in 18 minutes at North Carolina . . . he averaged one block for every 10 minutes of playing time over the course of the season . . . his 36 blocks for the year was the sixth best total in the ACC . . . **As a Freshman** — He opened the season in a big way, garnering 33 minutes in his college career opener against Loyola and scored 10 points, grabbed four rebounds and blocked three shots . . . averaged 2.0 points, 2.0 rebounds and just under two blocks a game in the team's first seven contests, starting two of those seven . . . he did not play another game that season, however, as a case of mononucleosis forced him out of action . . . **High School** —

Played at John Carroll High School . . . he averaged 17 points and nine rebounds as a senior . . . had game highs that season of 25 points, 15 boards and 15 blocked shots . . . was the national high school leader in blocks . . . **Personal** — Born September 24, 1969 in Washington D. C. . . he had a 31.5-inch vertical jump, which was third-best on the team . . . his brother, Derrick, played for Maryland from 1984-88 and is among the school's career leaders in scoring and rebounding and currently plays professionally in France . . . majoring in family studies.



**CAREER STATISTICS**

YEAR	GP	FGA-FGM	.PCT	3PM-3PA	.PCT	FTM-FTA	.PCT	AS	TO	BK	ST	PF-DO	OR-DR	RBS-AVG	PTS-AVG
1989-90	33	38-89	.427	0-0	.000	25-45	.556	16	31	49	19	59-0	34-66	100-3.0	101-3.1
ACC	14	10-27	.370	0-0	.000	3-8	.375	5	11	18	6	23-0	8-16	24-1.7	23-1.6
1988-89	27	35-62	.565	0-0	.000	16-39	.410	5	18	36	3	52-0	27-50	77-2.9	86-3.2
ACC	12	18-32	.563	0-0	.000	7-19	.368	4	4	14	2	22-0	9-27	36-3.0	43-3.6
1987-88	7	5-16	.313	0-0	.000	4-13	.308	1	8	11	6	6-0	9-5	14-2.0	14-2.0
TOTALS	67	78-167	.467	0-0	.000	45-97	.464	22	57	96	28	117-0	70-121	191-2.9	201-3.0
ACC	26	28-59	.475	0-0	.000	10-27	.370	9	15	32	8	45-0	17-43	60-2.3	66-2.5

**GAME BY GAME STATISTICS**

1989-90

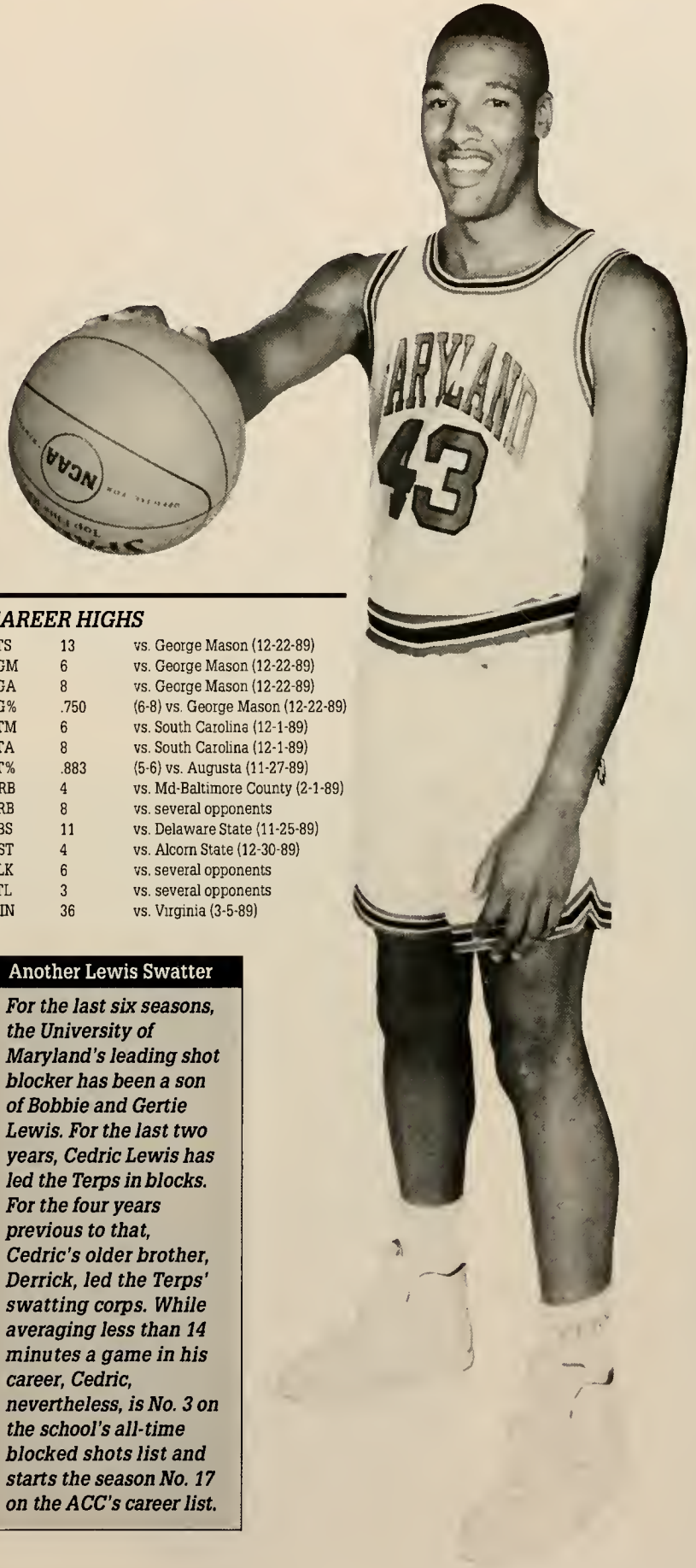
GAME	FG-FGA	3P-3PA	FT-FTA	PTS	ORB-DRB	PF	A	TO	BLK	STL	MN
Del. St.	2-8	0-0	0-3	4	3-11	3	2	1	6	0	35
Augusta	1-4	0-0	5-6	7	2-6	1	0	1	3	3	28
S. Carolina	2-6	0-0	6-8	10	1-7	1	0	2	1	3	32
Army	0-2	0-0	2-2	2	0-2	4	0	0	2	0	10
UConn	0-1	0-0	0-0	0	0-2	1	0	2	1	1	15
Jacksonville	2-3	0-0	0-1	4	1-5	3	1	0	3	0	17
Coppin St.	2-3	0-0	0-1	4	2-5	1	0	0	1	0	20
G. Mason	6-8	0-0	1-3	13	1-2	4	1	1	2	1	21
E. Tenn. St.	2-2	0-0	1-2	5	3-5	2	0	0	0	1	13
CS-Sac.	2-4	0-0	0-0	4	3-7	1	0	2	0	1	13
Alcorn St.	1-5	0-0	0-0	2	2-4	3	4	2	0	0	15
WForest	0-2	0-0	1-2	1	2-2	4	0	0	0	0	5
at Clemson	0-1	0-0	2-3	2	0-1	1	0	1	1	0	11
UNC	1-4	0-0	0-0	2	2-3	1	0	0	1	0	12
at Duke	3-6	0-0	0-0	6	2-2	4	0	1	1	2	12
at UVA	0-0	0-0	0-0	0	0-3	1	0	1	0	0	9
at Boston U.	1-2	0-0	0-0	2	0-0	0	0	1	1	1	11
S. Florida	0-1	0-0	0-0	0	0-0	1	0	0	1	0	2
at NCSU	3-3	0-0	0-1	6	1-4	1	1	2	3	1	14
Va Tech	1-3	0-0	0-0	2	1-3	0	0	2	1	1	15
Ga. Tech	1-4	0-0	0-0	2	0-0	2	1	0	4	0	15
Clemson	0-1	0-0	0-0	0	0-1	2	0	1	1	0	4
Duke	0-0	0-0	0-2	0	0-0	1	0	0	0	0	5
at Ga. Tech	0-0	0-0	0-0	0	0-0	0	0	0	0	0	1
at UNC	0-0	0-0	0-0	0	0-0	1	0	1	1	3	10
at USC	2-2	0-0	0-0	4	1-3	3	1	3	0	0	10
UMBC	3-6	0-0	2-3	8	3-4	1	1	1	0	0	13
at WForest	0-0	0-0	0-0	0	0-2	2	1	2	0	0	9
NCSU	0-2	0-0	0-0	0	0-2	2	1	1	3	0	10
UVA	2-4	0-0	0-0	4	1-4	1	1	1	3	0	11
Duke (ACC)	0-0	0-0	3-4	3	1-3	3	1	1	2	0	15
UMass (NIT)	0-1	0-0	1-2	1	1-2	2	0	1	4	1	10
Penn St. (NIT)	1-1	0-0	1-2	3	1-5	2	0	0	3	0	12

1988-89

TCU	1-1	0-0	0-0	2	1-3	3	0	1	1	0	7
GaState	0-0	0-0	0-0	0	0-2	0	0	0	0	0	10
UMES	3-5	0-0	0-2	6	2-4	1	0	2	6	0	20
at S Caro.	1-2	0-0	0-0	2	2-3	3	0	1	0	0	16
Morgan St.	4-6	0-0	3-4	11	2-5	2	0	2	3	0	20
at Ark.	0-1	0-0	2-2	2	2-3	2	0	1	2	0	20
Monmouth	1-1	0-0	0-0	2	0-1	1	0	0	3	0	17
WVU	3-4	0-0	0-0	6	2-3	2	0	1	2	1	15
Lamar	1-3	0-0	0-0	2	0-0	1	0	1	1	0	12
at UTEP	0-0	0-0	0-0	0	0-1	3	0	1	0	0	3
LSU	0-1	0-0	2-4	2	0-2	0	0	2	3	0	8
at W Forest	1-3	0-0	0-0	2	1-1	3	0	0	0	0	5
at Clem	0-0	0-0	0-0	0	0-1	1	0	2	0	0	6
at UNC	4-4	0-0	2-3	10	1-5	1	1	1	2	0	18
Duke	1-1	0-0	0-4	2	1-3	1	0	1	0	0	14
UVA	0-1	0-0	0-0	0	0-0	0	0	0	1	0	10
Missouri	0-0	0-0	0-0	0	0-1	2	0	0	0	0	10
NCSU	1-3	0-0	3-7	5	1-5	0	1	0	3	0	14
UMBC	2-3	0-0	0-4	4	4-9	3	1	0	1	0	19
at Duke	0-1	0-0	0-0	0	0-2	3	0	0	1	1	15
GaT	2-3	0-0	0-0	4	0-1	1	1	0	0	1	14
UNC	4-5	0-0	1-2	9	2-3	3	0	0	1	0	17
W Forest	2-3	0-0	0-0	4	1-3	3	0	0	2	0	15
at NCSU	1-2	0-0	0-0	2	0-2	2	1	0	0	0	18
at UVA	2-6	0-0	1-3	5	2-10	4	0	0	4	0	36
NCSU (ACC)	0-0	0-0	0-0	0	0-1	0	0	0	0	0	1
UNC (ACC)	1-3	0-0	2-4	4	3-3	4	0	2	0	0	13

1987-88

Loyola	3-4	0-0	4-12	10	2-4	0	1	1	3	2	33
Ole Miss	1-2	0-0	0-1	2	0-0	1	0	3	1	0	10
Winthrop	0-1	0-0	0-1	0	2-2	1	0	0	3	2	15
at WVU	0-4	0-0	0-0	0	2-3	2	0	1	0	1	12
at MTSTM	1-3	0-0	0-0	2	1-3	1	0	1	1	1	13
ECU	0-2	0-0	0-1	0	1-1	0	0	1	3	0	15
at LSU	0-0	0-0	0-0	0	1-1	1	0	1	0	0	14




**CAREER HIGHS**

PTS	13	vs. George Mason (12-22-89)
FGM	6	vs. George Mason (12-22-89)
FGA	8	vs. George Mason (12-22-89)
FG%	.750	(6-8) vs. George Mason (12-22-89)
FTM	6	vs. South Carolina (12-1-89)
FTA	8	vs. South Carolina (12-1-89)
FT%	.883	(5-6) vs. Augusta (11-27-89)
ORB	4	vs. Md-Baltimore County (2-1-89)
DRB	8	vs. several opponents
RBS	11	vs. Delaware State (11-25-89)
AST	4	vs. Alcorn State (12-30-89)
BLK	6	vs. several opponents
STL	3	vs. several opponents
MIN	36	vs. Virginia (3-5-89)

**Another Lewis Swatter**

*For the last six seasons, the University of Maryland's leading shot blocker has been a son of Bobbie and Gertie Lewis. For the last two years, Cedric Lewis has led the Terps in blocks. For the four years previous to that, Cedric's older brother, Derrick, led the Terps' swatting corps. While averaging less than 14 minutes a game in his career, Cedric, nevertheless, is No. 3 on the school's all-time blocked shots list and starts the season No. 17 on the ACC's career list.*

**KEVIN  
McLINTON**



**#22**  
**Sophomore, Guard**  
**6-3, 208**  
**Silver Spring,**  
**Maryland**

**A**wonderful natural athlete who enters this season as the likely back-up at point guard . . . a two-sport high school star — basketball and football — he might be the best overall athlete on the team . . . he has excellent quickness and jumping ability that allows him to play much taller than his 6-3 frame . . . his ballhandling is ever-improving, as is his outside shot . . . he worked quite a bit in the offseason with teammate Matt Roe on the mechanics of his jumper . . . a consistently effective outside shot would allow the Maryland coaches the flexibility to play him at the off guard as well . . . he still is relatively new to organized basketball, having played just two years of high school ball and a small portion of last season . . . **As a Freshman** — Played in six games, starting three in 1989-90 before a stress fracture in his left leg forced him from the line-up . . . he missed the rest of the season, using the spring semester to rehabilitate the leg and concentrate on his academics . . . in his six games of active duty, however, he showed tremendous promise . . . he opened the season with an eight-point, seven-assist performance against Delaware State . . . two nights later, against Augusta, he scored a season-high 10 points, going eight of nine from the line . . . for the year, he averaged 3.7 points and 2.8 assists a game . . . **High School** — Played at Springbrook High School . . . he led SHS to a 43-6 two-year record and one state championship (1987-88 season) . . . in his first year of varsity he started at power forward, averaged 12 points a game and led the team to the state title . . . then as a senior, he was moved to point guard, where he directed the offense while scoring 19.5 points a game and adding seven rebounds and five assists an outing . . . he also led the team in steals, field goal percentage (.550) and free throw percentage (.750) . . . he was named to the Montgomery Journal's all-Metropolitan team and was a second team selection on the Washington Post's all-Met team . . . Mc Linton has given all-new meaning to the term beginners luck: In his first year of varsity basketball (1987-88), he led Springbrook to the state title, then in the fall of 1988, his first season as part of an organized football team, he led Springbrook to the state football title . . . in that football championship game, played at Maryland's Byrd Stadium, he returned an interception 99 yards for the clinching touchdown . . . he played his high school basketball for Coach John Barrett, a Maryland graduate . . . **Personal** — Born August 28, 1971 . . . his full name is Kevin Dennard Mc Linton . . . he is majoring in pre-business . . . during fall testing drills, Mc Linton bench pressed 240 pounds and posted a 29.5-inch vertical jump . . . his brother, Darren, 16, already is playing for the varsity at Springbrook . . . his father is the former Washington Redskins all-star middle linebacker Harold Mc Linton, who tragically died in an accident in 1978 . . . one of Kevin's fondest memories of his dad's playing career was the now-famous 1973 Monday Night Football game between the Redskins and Cowboys . . . in that game, Harold had a game-high 12 tackles and thoroughly dominated the Cowboys offense in the first half . . . the 'Skins won the game, 14-7, on one of the greatest goal line stands in NFL history.



**CAREER STATISTICS**

YEAR	GP	FGA-FGM	.PCT	3PM-3PA	.PCT	FTM-FTA	.PCT	AS	TO	BK	ST	PF-DQ	OR-DR	RBS-AVG	PTS-AVG
1989-90	6	7-16	.438	0-0	.000	8-9	.889	17	20	0	4	12-0	0-4	4-0.7	22-3.7



**GAME BY GAME STATISTICS**

GAME	FG-FGA	3P-3PA	FT-FTA	PTS	ORB-DRB	PF	A	TO	BLK	STL	MN
<b>1989-90</b>											
Del. St.	4-7	0-0	0-0	8	0-1	3	7	4	0	2	27
Augusta	1-5	0-0	8-9	10	0-0	3	2	5	0	0	25
S. Carolina	0-2	0-0	0-0	0	0-0	0	1	2	0	0	10
Army	0-0	0-0	0-0	0	0-0	0	1	2	0	0	5
UConn	2-2	0-0	0-0	4	0-2	4	5	3	0	1	18
Jacksonville	0-0	0-0	0-0	0	0-1	1	1	4	0	1	17

**CAREER HIGHS**


PTS	10	vs. Augusta (11-27-89)
FGM	4	vs. Delaware State (11-25-89)
FGA	7	vs. Delaware State (11-25-89)
FG%	.571	(4-7) vs. Delaware State (11-25-89)
FTM	8	vs. Augusta (11-27-89)
FTA	9	vs. Augusta (11-27-89)
FT%	.889	(8-9) vs. Augusta (11-27-89)
RBS	2	vs. Connecticut (12-4-89)
AST	7	vs. Delaware State (11-25-89)
STL	2	vs. Delaware State (11-25-89)
MIN	27	vs. Delaware State (11-25-89)



**Beginner's Luck**


*When in high school, Kevin McLinton gave all new meaning to the term "beginner's luck." In his first season of varsity basketball, 1987-88, McLinton led Springbrook High School to the Maryland state championship. The next season, McLinton's senior year and his first playing competitive football, he led the Blue Devils to the state gridiron title. Taking his particular knack to college, McLinton scored eight points and dished for a season-high seven assists in his first collegiate hoops game last year against Delaware State.*

**MATT ROE**



**#4**  
**Senior, Guard/**  
**Forward**  
**6-6, 201**  
**Manlius, New York**

The consummate student-athlete . . . an All-Atlantic Coast Conference candidate as well as an Academic All-America nominee . . . transferred to Maryland from Syracuse following his junior season . . . announced his transfer on July 19, 1989 and sat out of competition last season under NCAA guidelines . . . he practiced all last year and quickly earned his new teammates' respect for his dedication and hustle . . . despite not yet playing a minute for the Terps, his teammates named him a tri-captain along with Cedric Lewis and Walt Williams . . . he is an excellent long-range shooter and tireless worker at all aspects of his game . . . he plays with a level of intensity and intelligence that sets him apart from most players . . . despite an undeserved reputation to the contrary, he is one of the most physically capable members of the team . . . he ran a 4.85 40-yard dash in the fall, which was the team's best . . . his 275 bench press also was the team high and he ranked among the team leaders in both the standing long jump and in a quickness drill . . . off the court, he is near a degree in radio, television and film and is lacking his undergrad degree now only because he did not attend school last summer because of commitment to the ACC All-Star Team . . . he has better than a 3.3 grade point average overall and had a 3.6 during his first year at Maryland . . . **As a Redshirt** — He sat out of competition last year, but was one of the most vital practice players and team leaders throughout the season . . . his exemplary attitude was infectious to the young team . . . he was the original "gym rat," frequently soliciting a manager to rebound for him into the early morning hours . . . more than once, Roe would shoot in a darkened gym when he was unable to have the Cole Field House lights turned on . . . prior to every home game, he would run through an hour of full-speed drills with an assistant coach then shower and join his teammates on the bench for the game . . . this summer, he was one of the key performers in the ACC All-Star's six wins on a tour of Germany . . . he averaged 15.0 points per game for the all-stars and was the team's third-leading scorer . . . **As a Junior** — He started all 38 games for Syracuse as the Orangemen's season ended one game short of the Final Four in 1988-89 . . . he was the team's fifth leading scorer, averaging 11.0 points a game . . . his outside shooting opened up SU's inside game . . . he owns the Syracuse records in every three-point shooting category, including most three-point baskets in a game (6, vs. several opponents), season (83, in 1988-89) and career (159) . . . his career figure is more than double Greg Monroe's previous SU record of 79 . . . by comparison, the career leader in three-point goals for Maryland is Teyon McCoy with 88 . . . his 47.4 percent accuracy from the arc is the Syracuse record . . . he broke his own SU record by hitting at least one three-pointer in 16 consecutive games . . . Roe also holds the SU record for most steals in a game with eight, which he set against St. Francis . . . he also had a career-high nine assists in that game . . . he had 24 double figure scoring games, including two in which he scored 24 or more points . . . **As a Sophomore** — He set career highs with 25 points and eight rebounds against Pittsburgh . . . worked his way into the starting line-up by the fifth game of the season, and was a fixture in the first five from then on . . . became the only player in Big East history to hit two *no hold* plays in a game (vs. Pitt.) . . . he hit at least one three pointer in 14 consecutive games — the record until his junior season . . . he was the CBS/Chevrolet Player of the Game against Georgetown . . . he led the team in free throw percentage (78.9%) and was eighth in the Big East in three-point percentage (40.7%) . . . **As a Freshman** — He played in 13 games, averaging 2.2 points and 0.9 rebounds in 5.7 minutes per game . . . he posted season highs of seven points, three assists and two rebounds . . . **High School** — Played at Fayetteville-Manlius High School . . . he was first team all-county and all-Central New York . . . earned fifth team recognition as all-New York State . . . Roe was the first Fayetteville-Manlius player to score more than 1,000 career points, finishing his prep years with 1,137 . . . averaged a league-leading 23.6 points a game as a senior, while pulling down 11 rebounds and dishing for four assists a game . . . as a junior, he had averaged 17.1 points and eight boards a game . . . **Personal** — Born June 25, 1968 . . . he has toured two countries during his college playing days — Germany this summer with the ACC All-Stars and Australia in 1986 as part of a Big East all-star contingent.



**CAREER STATISTICS**

YEAR	GP	FGA-FGM	.PCT	3PM-3PA	.PCT	FTM-FTA	.PCT	AS	TO	BK	ST	PF-DO	OR-DR	RBS-AVG	PTS-AVG
1988-89	38	147-299	.492	83-175	.474	41-63	.651	62	52	1	35	82-4	16-71	87-2.3	418-11.0
1987-88	35	109-258	.422	74-182	.407	30-38	.789	69	35	2	17	67-1	20-66	86-2.5	322-9.2
1986-87	13	12-35	.343	2-10	.200	3-3	1.000	5	1	0	2	7-0	3-8	11-0.9	29-2.2
<b>TOTALS</b>	<b>86</b>	<b>268-592</b>	<b>.453</b>	<b>159-367</b>	<b>.433</b>	<b>74-104</b>	<b>.712</b>	<b>136</b>	<b>88</b>	<b>3</b>	<b>54</b>	<b>156-5</b>	<b>39-145</b>	<b>184-2.1</b>	<b>769-9.0</b>

**GAME BY GAME STATISTICS**

1988-89

Game	FG-FGA	3P-3PA	FT-FTA	PTS	OR-TR	PF	A TO	BLK	STL	MN
La Salle	5-13	2-8	0-0	12	0-7	1	5 2 0	0	0	29
Wyoming	4-5	1-1	0-2	9	0-0	4	3 0 0	1	1	20
Indiana	5-6	3-3	0-0	13	1-3	0	2 1 0	0	0	23
Missouri	3-8	3-6	2-2	11	0-6	1	3 0 0	0	0	26
Cornell	3-5	0-1	0-0	6	0-5	1	0 2 0	0	0	16
E. Tenn. St.	5-10	2-4	5-5	17	2-6	2	2 2 0	3	3	23
La. Tech	7-10	6-7	5-8	25	0-1	2	6 4 0	4	4	40
Kentucky St.	3-7	1-3	0-0	7	0-2	3	3 3 0	1	1	16
US Inter.	8-10	6-7	2-3	24	0-1	0	3 2 1	3	3	22
Canisius	3-5	2-2	2-2	10	0-2	1	5 3 0	1	1	22
W. Michigan	2-10	1-4	3-4	8	2-5	1	2 1 0	1	1	22
Rutgers	3-7	3-6	2-2	11	0-4	2	0 1 0	0	0	24
St. Francis	6-8	2-4	0-0	14	0-3	0	9 0 0	8	2	22
Pittsburgh	3-7	2-5	2-2	10	0-1	5	0 1 0	2	3	36
Seton Hall	5-11	1-3	2-4	13	1-3	1	0 0 0	0	0	29
Villanova	6-12	4-9	0-0	16	1-2	5	1 2 0	0	0	37
St. John's	3-7	2-6	2-4	10	0-3	1	2 1 0	1	1	34
UConn	5-10	4-9	0-0	14	0-2	5	0 3 0	2	3	32
Notre Dame	3-6	2-4	4-7	12	0-2	4	0 1 0	0	0	27
Boston College	5-10	2-6	2-2	14	1-4	1	0 1 0	1	1	37
Providence	5-10	3-7	0-0	13	0-0	2	2 0 0	1	1	31
Villanova	3-4	0-1	0-0	6	1-3	2	0 0 0	0	0	20
Pittsburgh	3-4	2-2	0-0	8	0-0	2	1 0 0	0	0	20
Seton Hall	4-5	1-1	0-2	9	0-0	3	0 0 0	0	0	28
St. John's	5-6	3-4	0-0	13	0-0	1	1 2 0	0	0	22
Georgetown	1-3	0-0	0-0	2	0-1	2	0 1 0	0	0	19
Providence	4-12	3-8	1-1	12	1-3	5	2 5 0	1	1	25
Kentucky	5-11	3-9	0-0	13	0-4	2	1 0 0	0	0	27
UConn	1-7	1-4	2-2	5	1-3	0	2 1 0	1	1	25
Boston College	6-14	4-9	0-1	16	1-3	3	2 2 0	0	0	34
Georgetown	1-6	1-5	0-0	3	0-0	2	0 1 0	1	1	26
Providence (BE)	0-4	0-1	2-4	2	1-1	2	0 2 0	0	0	19
Seton Hall (BE)	4-8	2-3	0-0	10	0-1	3	3 2 0	2	2	21
Georgetown (BE)	2-4	1-1	0-0	5	1-2	4	1 1 0	1	1	21
Bucknell (NCAA)	7-14	4-9	1-2	19	0-1	3	0 0 0	0	0	32
Colo. St. (NCAA)	4-9	2-5	1-2	11	1-2	1	1 2 0	0	0	35
Missouri (NCAA)	1-2	0-0	0-0	2	1-1	3	0 1 0	0	0	14
Illinois (NCAA)	4-9	4-8	1-2	13	0-0	2	0 2 0	0	0	21

1987-88

UNC	3-4	3-4	2-2	11	0-1	2	0 0 0	0	0	12
Alaska	3-7	2-4	2-2	10	1-3	2	0 2 0	1	1	21
UAB	3-6	1-1	0-0	7	0-3	1	0 2 0	0	0	22
Arizona	4-8	4-8	0-0	12	0-1	1	3 0 0	1	1	28
S. Florida	4-9	1-4	0-0	9	1-2	1	5 0 0	2	2	21
TCU	4-7	3-5	0-0	11	0-3	1	1 0 0	0	0	18
Cornell	3-5	2-4	5-6	13	1-3	1	5 2 0	0	0	18
Canisius	3-5	2-4	2-3	10	0-2	0	2 3 1	0	0	24
St. Bon.	3-5	2-3	4-4	12	1-2	3	1 1 0	1	1	16
UTSA	7-10	6-9	5-6	25	0-4	3	2 0 0	1	1	30
Morehead St.	5-11	4-9	0-0	14	2-6	1	6 1 0	0	0	25
Siena	2-10	1-7	1-2	6	1-3	2	2 2 0	2	2	24
Boston College	2-8	2-7	0-0	6	0-0	2	3 0 0	2	1	19
Seton Hall	6-12	5-7	0-1	17	1-1	1	2 1 0	0	0	35
Villanova	0-8	0-7	0-0	0	0-2	1	4 1 0	1	1	23
UConn	4-12	1-8	0-0	9	1-2	1	0 2 0	0	0	30
Boston College	5-6	3-4	0-0	13	0-2	1	2 0 0	1	1	23
Georgetown	1-3	1-6	0-0	3	0-1	1	0 2 0	0	0	20
Seton Hall	5-7	1-2	0-0	11	0-3	4	2 0 0	2	3	35
Michigan	1-4	1-3	0-1	3	0-2	2	2 1 0	0	0	20
Providence	2-8	0-4	0-0	4	0-1	0	0 1 0	0	0	20
St. John's	3-7	2-5	2-2	10	1-2	1	3 0 0	1	1	35
Pittsburgh	9-15	5-9	2-2	25	3-8	3	4 2 0	0	0	38
Georgetown	4-10	4-10	0-0	12	1-5	4	1 1 0	0	0	36
St. John's	3-6	2-5	1-2	9	0-1	2	2 1 0	0	0	23
UConn	4-10	3-9	0-0	11	1-3	3	1 2 0	1	1	32
Providence	2-8	1-5	2-2	7	0-2	2	3 2 0	0	0	20
Kentucky	1-5	1-4	0-0	3	0-0	3	0 0 0	0	0	23
Villanova	2-6	2-5	0-1	6	0-1	4	1 0 0	0	0	24
Pittsburgh	1-6	1-4	2-2	5	1-3	5	2 2 0	0	0	24
Boston Col.(BE)	3-7	2-4	0-0	8	1-2	1	3 0 1	0	0	25
Seton Hall (BE)	0-4	0-2	0-0	0	0-0	0	3 1 0	0	0	16
Villanova (BE)	1-4	1-2	0-0	3	1-4	3	2 2 0	1	1	16
NC A&T (NCAA)	3-9	2-6	0-0	8	2-6	3	1 1 0	0	0	29
R. Island (NCAA)	3-6	3-5	0-0	9	0-2	2	2 0 0	0	0	25

**GAME BY GAME STATISTICS**

1986-87


Game	FG-FGA	3P-3PA	FT-FTA	PTS	OR-TR	PF	A TO	BLK	STL	MN
Loyola	2-4	0-1	3-3	7	0-2	1	1 0 0	0	0	9
G. Washington	0-2	0-2	0-0	0	0-0	0	0 0 0	0	0	6
N'Eastern	0-0	0-0	0-0	0	0-0	0	0 0 0	0	0	2
Cornell	0-1	0-0	0-0	0	0-0	0	0 1 0	0	0	5
Canisius	2-5	1-1	0-0	5	1-2	2	3 0 0	1	1	15
Fairfield	1-4	0-0	0-0	2	0-2	0	1 0 0	0	0	11
Hawaii Loa	3-8	1-3	0-0	7	0-1	1	0 0 0	0	0	10
Boston U.	0-2	0-1	0-0	0	0-1	1	0 0 0	0	0	3
UConn	2-2	0-0	0-0	4	0-0	0	0 0 0	0	0	2
Louisivlle	2-3	0-0	0-0	4	0-1	0	0 0 0	1	1	6
Boston College	0-2	0-2	0-0	0	0-0	1	0 0 0	0	0	6
Pittsburgh (BE)	0-2	0-0	0-0	0	2-2	0	0 0 0	0	0	1
W. Ken. (NCAA)	0-0	0-0	0-0	0	0-0	1	0 0 0	0	0	2

**The Original Gym Rat**


*Matt Roe says his favorite sports hero is Chris Mullin, the former St. John's All-American. Last year, Roe took a page from Mullin's well-chronicled practice regime. He asked for, and got a key to the gym. Then, at least four times a week, a solitary Roe could be found at midnight on the Cole Field House floor working on his game.*

**CAREER HIGHS**

PTS	25	vs. several opponents
FGM	9	vs. Pittsburgh (1987-88)
FGA	15	vs. Pittsburgh (1987-88)
FG%	.800	(8-10) vs. U. S. Int (1988-89)
3PM	6	vs. several opponents
3PA	10	vs. Georgetown (1987-88)
3P%	.857	(6-7) vs. several opponents
FTM	5	vs. several opponents
FTA	8	vs. Louisiana Tech (1987-88)
FT%	1.000	(4-4) vs. St. Bon (1987-88)
ORB	3	vs. Pittsburgh (1987-88)
DRB	7	vs. La Salle (1988-89)
RBS	8	vs. Pittsburgh (1987-88)
AST	9	vs. St. Francis (1988-89)
STL	8	vs. St. Francis (1988-89)
BLK	1	vs. several opponents
MIN	38	vs. Pittsburgh (1987-88)

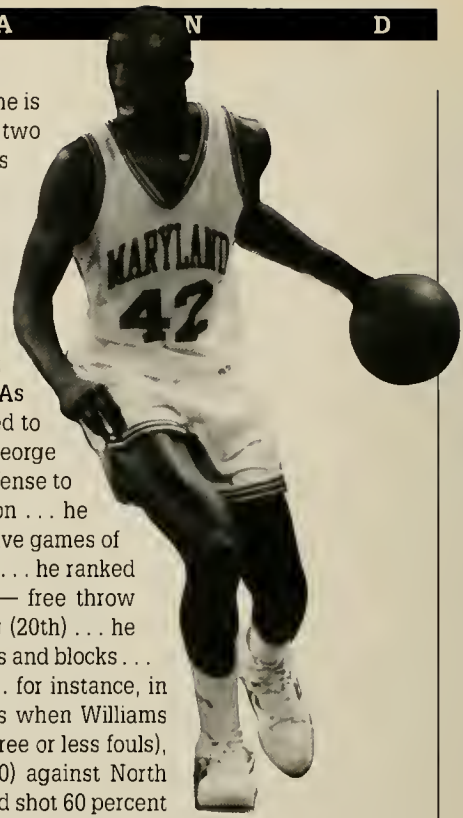


**WALT WILLIAMS**



**#42**  
**Junior, Forward**  
**6-8**  
**200**  
**Temple Hills,**  
**Maryland**

**H**e is a legitimate All-Conference and All-America candidate . . . he is tremendously versatile, having played four positions in his first two years . . . found his niche last season, however, when he was moved to point guard for the eighth game of the season . . . he handles the ball with an effortless skill, has an explosive first step to the basket and causes opponents' guards all sorts of defensive trouble . . . he distributes the ball adeptly and is continually finding more range on his jumper . . . his leadership qualities prompted his teammates to name him a tri-captain with Cedric Lewis and Matt Roe despite being only a junior . . . at 6-8 he is the league's tallest guard at arguably the conference's most competitive position — the point . . . **As a Sophomore** — He played in all 33 games, starting 31 . . . was moved to the point guard for Maryland's Christmas tournament game against George Mason and responded with seven assists while leading the Terps' offense to a 104-point outing . . . he was the starting point guard from then on . . . he scored in double figures in 23 games, including the last five consecutive games of the season . . . but he did so much more than just score for the Terps . . . he ranked among the ACC's top 20 individuals in four statistical categories — free throw percentage (7th), steals (6th), assists (8th), blocks (10th) and scoring (20th) . . . he was the only ACC player to rank in the league's top 10 in assists, steals and blocks . . . his value to the team manifested itself in other statistics, as well . . . for instance, in games when Williams fouled out, the Terps were 1-6, but in games when Williams played without threat of foul trouble (finished with the game with three or less fouls), the Terps were 12-3 . . . he shot 80 percent from the floor (8 of 10) against North Carolina, 70 percent (7 of 10) against ACC Champion Georgia Tech and shot 60 percent or better from the field eight times . . . he had unquestionably his best game as a collegian against North Carolina in Cole Field House (Jan. 10, 1990), when he scored a career-high 33 points and dished for a career-best nine assists . . . his shooting that night was phenomenal as he went 8 of 10 from the floor, 4 of 4 from three-point, and 13 of 14 from the line . . . he also set his career-high for rebounds during the season, with 11 against Clemson . . . overall, he led the team in scoring four times and in rebounding twice . . . **As a Freshman** — He played in 26 games, starting 12 and averaged 7.3 points and 3.5 rebounds a game — both



fourth best on the team . . . as a starter, he upped those averages to 9.7 points and 4.9 boards . . . he scored in double figures eight times, including the first five games in which he was a starter . . . he saw playing time at both guard and both forward positions during the year . . . he had an outstanding ACC Tournament, including a 13-point, seven-rebound, school-record seven-steal outing in the semifinals against North Carolina . . . he missed three games in the middle of the season with a broken finger . . . **High School** — Played at Crossland High School . . . he averaged 22 points, 10 rebounds, five assists, five blocks and four steals as a senior in 1987-88 . . . he beat out former Maryland teammate Jerrod Mustaf for Metropolitan Player of the Year as selected by the *Washington Times* and the *Prince George's (County) Journal* . . . he averaged 14 points and 10 boards as a junior . . . in his three years of varsity ball, Crossland had a combined record of 71-7 and enjoyed three straight trips to the state championship game, winning the title in 1986 . . . **Personal** — Born April 16, 1970 . . . he had the second best vertical jump on the team at 33 inches and bench pressed 205 pounds in the fall . . . he is majoring in management and consumer studies.

**CAREER STATISTICS**

YEAR	GP	FGA-FGM	.PCT	3PM-3PA	.PCT	FTM-FTA	.PCT	AS	TO	BK	ST	PF-DO	OR-DR	RBS-AVG	PTS-AVG
1989-90	33	143-296	.483	30-67	.448	104-134	.776	149	125	34	57	115-7	41-97	138-4.2	420-12.7
ACC	14	73-143	.511	17-31	.548	59-73	.808	79	64	14	24	49-4	22-57	79-5.6	222-15.9
1988-89	26	75-170	.441	7-27	.259	33-53	.623	66	77	13	33	76-7	31-61	92-3.5	190-7.3
ACC	12	34-80	.425	0-9	.000	18-24	.750	36	32	5	14	39-4	11-23	34-2.8	86-7.2
<b>TOTALS</b>	<b>59</b>	<b>218-466</b>	<b>.468</b>	<b>37-94</b>	<b>.394</b>	<b>137-187</b>	<b>.733</b>	<b>215</b>	<b>196</b>	<b>47</b>	<b>90</b>	<b>191-14</b>	<b>72-158</b>	<b>230-3.9</b>	<b>610-10.3</b>
ACC	26	107-223	.480	17-40	.425	77-97	.794	115	96	19	38	88-8	33-80	113-4.3	308-11.8

**GAME BY GAME STATISTICS**

**1989-90**


GAME	FG-FGA	3P-3PA	FT-FTA	PTS	ORB-DRB	PF	A	TO	BLK	STL	MN
Del. St.	5-11	1-1	0-2	11	1-3	3	2	3	1	3	23
Augusta	8-10	2-3	6-6	24	1-4	4	4	4	2	3	26
S. Carolina	1-3	0-1	0-2	2	0-3	4	1	1	0	2	27
Army	4-8	0-1	0-1	8	1-3	3	6	1	0	2	32
UConn	1-9	1-3	1-2	4	2-5	4	3	6	1	2	33
Jacksonville	3-10	0-2	5-8	11	5-8	1	2	4	2	5	26
Coppin St.	4-7	0-0	1-2	9	1-2	5	2	2	0	0	23
G. Mason	1-2	0-0	0-0	2	0-1	4	7	3	2	0	15
E. Tenn. St.	3-8	1-1	6-6	13	0-1	4	6	4	2	2	25
CS-Sac.	3-6	0-2	7-9	13	2-2	3	5	6	1	2	28
Alcorn St.	4-9	0-3	2-2	10	0-6	2	6	1	2	3	31
WForest	6-11	0-1	3-8	15	1-2	3	5	7	0	2	37
at Clemson	4-15	1-2	9-11	18	2-11	3	4	3	1	1	39
UNC	8-10	4-4	13-14	33	1-6	2	9	5	1	4	34
at Duke	4-10	0-1	2-3	10	3-4	5	4	4	1	1	32
at UVA	5-11	0-1	2-2	12	2-7	3	8	3	2	0	39
at Boston U.	4-6	0-1	0-1	8	1-2	4	1	3	1	1	18
S. Florida	4-7	3-3	2-3	13	0-2	1	3	5	0	0	32
at NCSU	4-12	0-2	2-2	10	1-2	5	4	5	1	2	33
Va Tech	3-8	0-2	0-0	6	1-6	5	5	5	2	2	27
Ga. Tech	7-10	2-2	1-1	17	2-6	3	9	5	1	2	35
Clemson	5-8	1-3	6-6	17	1-3	5	4	4	0	1	37
Duke	6-10	1-1	0-0	13	2-7	5	5	4	1	2	21
at Ga. Tech	6-9	2-3	1-1	15	1-4	3	7	3	0	1	39
at UNC	1-5	0-1	3-4	5	2-5	4	8	6	2	2	31
at USC	4-8	0-1	0-0	8	1-4	4	2	1	0	2	26
UMBC	5-8	1-1	3-3	14	1-3	2	4	2	0	1	21
at WForest	2-6	0-1	2-3	6	0-6	4	3	6	1	2	35
NCSU	7-12	2-2	9-11	25	3-8	1	6	5	1	3	38
UVA	8-14	4-7	6-7	26	1-8	3	3	4	2	1	37
Duke (ACC)	5-15	2-5	6-6	18	0-0	5	4	4	2	2	35
UMass (NIT)	3-4	0-0	4-6	10	2-2	4	2	2	0	0	22
Penn St. (NIT)	5-14	2-6	2-2	14	0-2	4	5	4	2	1	36

**1988-89**

TCU	2-5	1-1	1-2	6	0-1	0	4	3	1	0	25
GaState	2-5	0-0	1-3	5	0-1	0	0	4	0	1	14
UMES	1-3	0-1	1-3	3	0-1	2	4	5	0	1	19
at S. Carolina	1-3	0-0	2-2	4	0-3	0	1	1	0	0	14
Morgan St	0-2	0-2	0-0	0	0-2	0	1	1	0	1	9
at Ark	2-4	1-1	0-0	5	2-3	5	1	1	0	0	12
Monmouth	3-5	1-1	0-0	7	1-7	4	4	1	2	0	18
WVU	5-11	1-5	1-3	12	2-6	4	5	3	1	0	28
Lamar	6-11	0-0	2-4	14	2-5	3	3	4	1	3	30
at UTEP	5-13	0-2	1-2	11	4-8	3	2	3	0	2	35
LSU	5-9	0-0	0-0	10	3-7	5	1	2	2	2	31
at WForest	3-6	0-1	5-6	11	1-4	5	1	3	1	2	35
at Clemson	3-5	0-0	0-0	6	0-1	3	4	4	1	2	29
at UNC	4-10	0-2	1-2	9	1-4	4	2	4	0	0	34
Duke	5-8	0-0	1-4	11	3-9	5	4	2	0	0	29
UVA	2-10	0-1	0-0	4	2-3	3	3	4	0	0	27
Missouri	3-4	1-1	0-2	7	2-2	5	0	3	0	0	19
Clemson	0-0	0-0	0-0	0	0-1	0	0	0	0	0	1
at Duke	0-4	0-0	4-4	4	0-2	2	2	0	0	1	14
Ga. Tech	4-5	0-0	0-0	8	2-3	0	2	0	1	1	18
UNC	4-11	0-1	6-6	14	0-0	3	4	5	1	3	28
WForest	4-8	0-2	0-0	8	1-1	4	1	2	1	1	21
at NCSU	2-5	0-0	0-0	4	0-2	5	8	3	0	0	20
at UVA	3-8	0-2	1-2	7	1-4	5	5	5	0	4	34
NCSU (ACC)	2-5	0-1	3-4	7	1-5	3	1	5	1	2	39
UNC (ACC)	4-10	2-3	3-4	13	3-7	3	3	3	0	7	34


**CAREER BESTS**

PTS	33	vs. North Carolina (1-10-90)
FGM	8	vs. several opponents
FGA	15	vs. several opponents
FG%	.800	(8-10) vs. several opponents
3PM	4	vs. several opponents
3PA	7	vs. Virginia (3-3-90)
FTM	13	vs. North Carolina (1-10-90)
FTA	14	vs. North Carolina (1-10-90)
FT%	.929	(13-14) vs. North Carolina (1-10-90)
ORB	5	vs. Jacksonville (12-9-89)
DRB	9	vs. Clemson (1-6-90)
RBS	11	vs. Clemson (1-6-90)
AST	9	vs. several opponents
BLK	2	vs. several opponents
STL	7	vs. North Carolina (3-11-89)
MIN	39	vs. several opponents



**He has the Heels' Number**

Mark down on you schedule the dates Jan. 9, 1991 and Feb. 16, 1991. You can be sure Walt Williams has. On those days, Maryland is scheduled to play North Carolina, an opponent who Williams has enjoyed his biggest games as a collegian against. In five career games against the Tar Heels, Williams has averaged 14.8 points, 5.2 assists, 4.4 rebounds and 3.2 steals a game. Williams owns his career highs in points (33), assists (9) and steals (7) against North Carolina.

**MATTHEW DOWNING**

**#12**  
**Junior, Guard**  
**5-10, 162**  
**Atchison, Kansas**

A very quick, very versatile guard who will have two years of eligibility after a two-year stint at Dodge City Community College in Dodge City, Kan. . . he is expected to vie with Kevin McLinton for backup point guard duties at Maryland, but possesses an excellent outside shot and could play some off guard as well. . . he has an excellent first step, which makes him a threat to penetrate. . . he is a fundamentally-sound player, having grown up with the game, his father being a high school coach. . . **At Dodge City CC**—He was a two year starter at DCCC, playing both the point and the off guard. . . he averaged 18 points a game last year and 15 a game as freshman to lead the team both seasons. . . last year, he also averaged four rebounds, four as-

sists and two steals a game, and shot 45 percent from the field, 41 percent from three-point range and 81 percent from the free throw line. . . he was selected to the Jayhawk East-West All-Star Game, which includes only the top 20 JC players in the state. . . He also was a Jayhawk West All-Conference selection. . . he always seemed to have his best games against Dodge City's biggest rival, Garden City CC, scoring more than 30 points a game in each of the three contests between the two teams last year. . . DCCC was 17-18 overall last season. . . he says he went to junior college out of high school to "prove he could play the point". . . he played at DCCC for Coach Brad Underwood. . . **High School**—Played at Atchison High School. . . played for his father,

Chic, who this year is beginning his 18th season as head coach at Atchison. . . he led the team to the state championship as a sophomore and senior and to the championship game as a junior. . . in fact, in Downing's three years of varsity ball, Atchison had a combined record of 68-6, including 24-1 his senior year. . . he was the team's leading scorer as a junior and senior, averaging 20 and 19 points per game, respectively. . . **Personal**—Born January 15, 1970. . . he is the oldest of five children. . . he goes by his nickname, "Cougar". . . his brother, Clifford, is a forward at Neosho Junior College in Kansas. . . he is majoring in consumer economics, but is interested in getting involved in physical therapy after graduation.

**All in the Family**

*When Matt Downing was born, his father nicknamed him "Cougar" as a joke, "because my dad didn't really like cats," Matt says. The name stuck, and so did Chic Downing's panache for nicknaming his children after members of the feline family. The oldest of five, Matt Downing has a brother nicknamed "Leopard," and sisters "Jaguar", "Puma" and "Bobcat."*

**DEAN GREEN**

**#30**  
**Senior, Forward**  
**6-3, 203**  
**Martinsburg, West Virginia**


Continuing a Gary Williams tradition at Maryland, Green is the second former Maryland football player to earn a spot on the Terps hoops roster in as many years. . . he follows last year's back-up point guard, Mike Anderson, who made the transformation from football fullback to basketball quarterback. . . Green is making the attempt to go from wide receiver to small forward, and his quickness, intensity and athletic ability have him well on his way to a smooth transition. . . he can be a huge help on Maryland's press and should help on the boards at both ends of the floor. . . he decided to try out after conversations with Anderson and with members of the basketball team with

whom he played pick-up games this summer. . . he has not played organized basketball since his senior year in high school. . . on the football team, he played one year as a reserve defensive back and his final two years as a wide receiver. . . as a junior, he caught 14 passes (seventh on the team) for 215 yards and two touchdowns. . . as a senior and the starting split end, he had 19 catches (fourth overall) for 342 yards and one TD. . . he was named the team's Unsung Hero after the 1989 season. . . **High School**—Played football and basketball at Martinsburg High School. . . he led the team to the state semifinals as a senior as the team's leading scorer at 17 points a game. . . not surpris-

ingly, he was the Senior Athlete of the Year after being named first team all-state in football and second team in basketball. . . he attended the same high school that produced one of Maryland's most heralded basketball players—All-American and U.S. Olympian Vicky Bullett. . . **Personal**—Born June 22, 1968. . . he calls the chance to play two sports on the Division I level a dream come true. . . he is majoring in speech communications and should have his degree by next summer. . . his is an academic career to model. . . after coming to Maryland as a Proposition 48 athlete, he finished his football career by being named to the ACC's All-Academic Team in 1989.

**A Two-sport Star?**

*Dean Green is Gary Williams' second recruit in as many years from the Maryland football team. Over the years, Maryland has had some outstanding two-sport stars. A few of the more prominent moonlighters were: John Lucas (All-ACC in basketball and tennis), Tom Brown (football and baseball), and Bosey Berger (basketball and baseball).*

**ERIC KJOME**

**#45**  
**Senior, Forward**  
**6-7, 223**  
**Red Wing, Minnesota**


An unselfish player who can help the team in a variety of ways . . . at present, he has one year of eligibility remaining, pending appeal, after starting his college career at the U.S. Air Force Academy . . . he is a strong outside shooter and has the height and bulk to be an effective rebounder . . . he is an aggressive player, who does the little things well—going to the floor for loose balls, hitting the open man, working the offensive boards, etc . . . he is likely to see the majority of his playing time at power forward . . . **At the Air Force Academy**—Played in all 27 games as a freshman in 1985-86 and was a starter for

most of his sophomore season . . . he started 19 of 27 games as a sophomore (1986-87) and averaged 9.0 points and 4.7 rebounds a game . . . that scoring average was fourth-best on the team and his rebounding total was second best . . . as a freshman, he averaged 7.6 points and 3.4 rebounds a game . . . he had the second best field goal percentage on the team as a sophomore, hitting .536 (83-115) . . . surprisingly, he also had the second best three-point percentage at .366 . . . his career highs were 23 points against BYU, 12 rebounds against Utah and five assists vs. Texas El-Paso, all in his sophomore season . . . he went into active duty in

the Air Force in July 1988 for two years . . . **High School**—Played at Red Wing High School . . . two-time all-state basketball player and all-state as a first baseman and pitcher in baseball as a senior . . . averaged 25 points a game as a senior . . . he was the team's leading scorer as a junior and senior . . . **Personal**—Born April 30, 1967 . . . his last name is pronounced Cho-MEE . . . he has traveled extensively, including trips to Australia, New Zealand and Japan . . . he is the youngest of two children . . . his sister, Kimberly Clark, was a collegiate swimmer at Wisconsin . . . he is majoring in business.

**A World Traveler**

*There are somethings Eric Kjome says he won't miss about the Air Force, the marching in formation, the inspections, the general regimentation. But Kjome admits, he will miss the travel. During is two-years as a player at the Air Force Academy, Kjome traveled to tournaments in Hawaii, Japan and Australia. He says that he has visited all but three states west of the Mississippi (Montana, Idaho and Alaska), but has missed a majority of the East. "Now that I'm at Maryland, I plan on hitting the rest," he says.*

**MARK McGLONE**

**#52**  
**Freshman, Forward**  
**6-6, 252**  
**Bladensburg,**  
**Maryland**


Gary Williams' first local signee . . . he can play either the small forward or power forward, although he played mostly inside in high school . . . he possesses excellent quickness for his size, owns a deft outside shot and is an intense competitor—all qualities which endear him to the Terps basketball staff . . . he has never lived more than 15 minutes from the Maryland campus, and says playing for the Terps has always been a dream . . . this summer, he played on a Kenner League team with Maryland mates Matt Roe, Garfield Smith and Mike Thibeault . . . **High**

**School**—Played at Bladensburg High School as a senior . . . he was the team's leading scorer and rebounder, averaging 17 points, 10 rebounds a game . . . he also added a team-high three blocks a game and five assists an outing . . . he was named first team All-Prince George's County by the *PG Journal* and was a second team All-Metropolitan pick by the *Washington Post* . . . he was Bladensburg's team MVP . . . he also was named MVP of the Girard (Ohio) Christmas Tournament, where he had 33 points, 14 rebounds and eight assists in the championship

game . . . he led Bladensburg to a 21-3 record and into the regional finals . . . Bladensburg was the 3A/2A League champion . . . he played in the PG County All-Star Game and the Maryland vs. D.C. All-Star Game . . . he also started for the Largo area AAU team that finished in the nation's top 10 in the national tournament in Florida . . . he played at Bladensburg for Coach Bob Patterson . . . prior to playing for Bladensburg, McGlone had played at Largo as a freshman and McNamara as a junior . . . **Personal**—Born September 28, 1971 . . . he is majoring in education.

**McGlone is Area's First**

*Much has been chronicled about high school basketball in the Baltimore/Washington corridor. The availability of some of the nation's best high school talent within shouting distance of the Maryland campus is not lost on Gary Williams. He and his staff know the importance of keeping the top local players at home for their college experience. Mark McGlone is the first local to heed Williams' call.*

**GARFIELD SMITH**

**#21**  
**Junior, Forward**  
**6-6, 223**  
**Bronx, New York**


Might be the key recruit among this year's newcomers . . . he has two years of eligibility after a two-year stint at Coffeyville Community College in Coffeyville, Kan . . . he has the ability to be a force for the Terps right from the start . . . he can play either forward position, . . . he is an excellent rebounder for his size and has excellent range on his jumper . . . he runs the floor extremely well . . . though new to Maryland, his community college experience will allow him to assume a leadership role for the youthful Terps . . . **At Coffeyville CC**—He was a two-year starter

and twice was the team's leading scorer . . . he averaged 22 points a game as a freshman and 16.1 points and eight rebounds a game as a sophomore . . . he was a Jayhawk East All-Conference selection both years and was an honorable mention All-American after his sophomore year . . . he was named to the East-West All-Star Game last year, and was selected as the East squad's MVP . . . he led CCC to a 18-13 record this past season and finished his career as the school's No. 3 all-time scorer . . . He played at Coffeyville for Coach Ben Graefe . . . **High School**—

Graduated from Evander Childs High School, but did not play basketball for the school . . . instead, he played for the nationally-recognized Riverside Church AAU team . . . he played for Our Savior Lutheran High School as a junior, leading the team to the state championship—beating a team led by Kenny Anderson in the finals . . . he was coached at Riverside by Ernie Lorch . . . **Personal**—Born December 18, 1969 in Jamaica and moved to New York in 1978 . . . he has five sisters and one brother, all living in New York . . . he is majoring in radio, television and film.

**A Team with Potential**

*Garfield Smith played AAU basketball for the renowned Riverside Church team of Manhattan. During Smith's career with Riverside, through the 17 & under, 19 & under and 19 & over ranks, Riverside never lost a national tournament. It's not surprising, considering the young talent Riverside had assembled. Among Smith's AAU teammates were: Kenny Anderson (now at Georgia Tech), Anthony Cade (Louisville), Brian Reese (North Carolina) and Malik Sealy (St. John's).*

**MIKE THIBEAULT**

**#3**  
**Freshman, Guard**  
**6-2, 169**  
**Glen Burnie, Maryland**

A walk-on who head coach Gary Williams added in the preseason as much for his work ethic as his outside shot . . . fiercely competitive and is always hustling . . . strong fundamentally . . . he most likely will play the off guard, but may be able to get some minutes at small forward . . . decided to attend Maryland over a number of Division II and III basketball offers because of its School of Engineering, but had always dreamed of playing basketball for Maryland . . . he gave some thought to trying

out for Maryland's soccer team, but wanted to give his first love, basketball, a shot . . . **High School**—Played at Glen Burnie High School . . . led the Metropolitan area in scoring last year with a 29.9 points per game average . . . he was a three-year starter and the team's leading scorer as a junior and a senior . . . team MVP both seasons as well . . . he was a first team all-state selection in basketball as a senior and was a two-time all-state pick in soccer . . . he was named the area's Player of the Year by the

*Annapolis Capital* . . . **Personal**—Born February 29, 1972, a leap year child which makes his current age 4 1/2 . . . he is the youngest of four . . . his last name is pronounced TEE-bow . . . he played this summer in the Kenner League on the same team as Maryland teammates Matt Roe, Garfield Smith and Mark McGlone . . . during the fall testing drills, he ran a 4.9 40-yard dash and had a 27-inch vertical jump . . . he is enrolled in a civil engineering curriculum.

**What A Day**

*If you think you had a rough day, consider Mike Thibeault's daily grind during the fall semester. The freshman civil engineering major has 8 a.m. classes every day. Those classes go continuously till 3 p.m. Basketball practice begins daily at 3:30 and lasts until 6 p.m. After an hour for dinner, Thibeault heads to the campus computer lab for two to three hours, then to his dorm room for some chemistry and calculus work. "I usually study those two subjects till I can't see straight and then I go to bed . . . usually it's about 3 a.m. by that time."*



# MARYLAND OPPONENTS



**AMERICAN**



Jan. 29, 1990; 7:30 p.m.  
Cole Field House

**GENERAL INFORMATION**


Location: Washington, D.C.  
Enrollment: 11,500  
Founded: 1893  
Interim President: Dr. Milton Greenberg  
Athletic Director: Joseph F. O'Donnell  
Nickname: Eagles  
Colors: Red, White & Blue  
Conference: Colonial Athletic Association  
Series Record: Maryland leads 3-1

**SID INFORMATION**


Office Number: (202) 885-3032  
Director: Joan von Thron  
Home Number: (202) 362-4587  
Assistant: Mike Graber  
Home Number: (202) 537-3014  
Mailing Address: 4400 Massachusetts Ave.  
Washington, D.C. 20016  
Press Row Phone: (202) 885-3997  
Fax Number: (202) 885-3033

**BASKETBALL INFORMATION**

Head Coach: Chris Knoche  
Alma Mater, Year: American, 1980  
Record at School, Years: First Year  
Career Record, Years: Same  
Office Phone: (202) 885-3010  
Best Time to Reach: 10 a.m. to Noon  
Assistant Coaches: Gordon Austin (American, 1983)  
Darrell Brooks (Bowie State, 1979)  
1989-90 Record: 20-9  
Conference Record (Finish): 10-4 (3rd)  
Starters Returning: Three  
Letterwinners Returning: Eight Lost: Three



Chris Knoche



Brock Wortman

**1990-91 ROSTER**

No.	Name	Ht.	Yr.	Pos.	Hometown
3	Byron Hawkins	6-4	Jr.	G	Washington, D.C.
10	Donald Grant	6-0	Jr.	G	Temple Hills, MD
11	Bran Mackey	5-10	Fr.	G	Capital Hgts., MD
12	Fred Tillman	6-2	Sr.	G	Washington, D.C.
15	Chns Rooney	6-3	So.	G	Smithtown, NY
22	Bran Gilgeous	6-6	So.	G	Brooklyn, NY
23	Fred Cooper	6-6	Jr.	F	Woodbridge, VA
25	Brock Wortman	6-1	Sr.	G	Mercer Island, WA
33	Bryan Palmer	6-7	Fr.	F	Woodbridge, VA
34	Enck Grace	6-7	So.	F	Lakeland, FL
40	Ron Davenport	6-8	Sr.	C	Ann Arbor, MI
42	Sean Stevens	6-11	So.	C	Crownsville, MD
50	Craig Sedmak	6-9	So.	F	New Berlin, WI

**1990-91 SCHEDULE**

N27	Distict of Columbia	J23	at George Mason
D1	Lehigh	J26	Navy
D3	Old Dominion	J29	at Maryland
D7-8	at Mile High Classic	F2	at East Carolina
D11	at Loyola (Md.)	F4	at UNC-Wilmington
D15	Ohio State	F6	Towson State
D18	Florida Atlantic	F9	Richmond
D22	at Santa Clara	F11	at Navy
J5	UNC-Wilmington	F13	at William & Mary
J7	East Carolina	F16	James Madison
J12	at Richmond	F20	George Mason
J16	William & Mary	F23	at George Washington
J19	at James Madison	F29	at College of Charleston

**BOSTON COLLEGE**



ACC-Big East Challenge  
Dec. 3, 1990; 9 p.m.  
Richmond Coliseum, Richmond, VA  
ESPN Telecast, Delayed

**GENERAL INFORMATION**

Location: Chestnut Hill, MA  
Enrollment: 1863  
Founded: 9,015  
President: J. Donald Monan, S.J.  
Athletic Director: William J. Flynn  
Nickname: Eagles  
Colors: Maroon & Gold  
Conference: Big East  
Series Record: Maryland leads, 3-0

**SID INFORMATION**

Office Number: (617) 552-3004  
Director: Reid Oslin  
Home Number: (617) 861-6661  
Assistant: Joe Gomes  
Home Number: (508) 238-3386  
Mailing Address: Conte Forum, Room 321  
Chestnut Hill, MA 02167  
Press Row Phone: (617) 552-4747  
Fax Number: (617) 552-4903

**BASKETBALL INFORMATION**

Head Coach: Jim O'Brien  
Alma Mater, Year: Boston College, 1971  
Record at School, Years: 49-70, 4 years  
Career Record, Years: 116-121, 8 years  
Office Phone: (617) 552-3006  
Best Time to Reach: Through SID  
Assistant Coaches: Joe Gallagher (Pembroke St., 1968)  
Frank Dobbs (Villanova, 1984)  
Paul Ward (Bridgewater St., 1959)



Jim O'Brien



David Hinton

**1990-91 ROSTER**

No.	Name	Ht.	Yr.	Pos.	Hometown
10	Howard Eisley	6-2	Fr.	G	Detroit, MI
12	Malcolm Huckaby	6-3	Fr.	G	Enstol, CT
14	Lior Arditti	6-3	So.	G	Herzliya Israel
15	Billy Curley	6-10	Fr.	F	Duxbury, MA
22	Corey Jackson	6-7	Jr.	F	Miami, FL
23	Gerrod Abram	6-0	Fr.	G	River Rouge, MI
24	Mike Herren	6-4	So.	G	Fall River, MA
30	Bobby Moran	6-3	Sr.	G	Queens, NY
31	Corey Beasley	6-9	Sr.	F	Baltimore, MD
32	Walter Lundy	6-2	So.	G	Claxton, GA
35	Doug Able	6-5	Sr.	F	Baltimore, MD
41	Randy Hagerdon	7-2	Fr.	C	Warwick, NY
44	David Hinton	6-11	So.	C	Newburgh, IN
50	Willy Foley	6-9	Jr.	F	Albany, NY

**1990-91 SCHEDULE**


N14-	Preseason NIT	J17	Maryland-Eastern Shore
N27	at New Hampshire	J19	Georgetown
N30-D1	BC Classic	J22	Villanova
D3	Maryland (at Richmond, VA)	J31	at Notre Dame
D8	Harvard	F2	at Syracuse
D11	Providence	F5	at Connecticut
D15	at Holy Cross	F9	at Pittsburgh
D28-29	at Hall of Fame Classic	F13	St. John's
J2	Connecticut	F16	Syracuse
J5	at St. John's	F18	at Villanova
J9	Maine	F23	at Providence
J12	at Georgetown	M2	at Seton Hall
J15	Seton Hall		

1989-90 Record: 8-20  
Conference Record (Finish): 1-15 (9th)  
Starters Returning: Three  
Letterwinners Returning: Five Lost: Two

**BOSTON UNIVERSITY**



Bob Brown



Fred Davy

Jan. 22, 1991; 7:30 p.m.  
Cole Field House

**GENERAL INFORMATION**

Location: Boston, MA  
Enrollment: 13,355  
Founded: 1839  
Interim President: Jon Westling  
Athletic Director: Gary Strickler  
Nickname: Terriers  
Colors: Scarlet & White  
Conference: North Atlantic  
Series Record: Tied 1-1

**SID INFORMATION**

Office Number: (617) 353-2872  
Director: Ed Carpenter  
Home Number: (617) 444-3152  
Assistant: Dick Kelly (Hoops Contact)  
Home Number: (617) 484-1088  
Mailing Address: 300 Babcock St.  
Boston University  
Boston, MA 02215  
Press Row Phone: (617) 437-0102  
Fax Number: (617) 353-5286

**BASKETBALL INFORMATION**

Head Coach: Bob Brown  
Alma Mater, Year: Boston University, 1960  
Record at School, Years: First Year  
Career Record, Years: 102-71, 6 years  
Office Phone: (617) 353-2875  
Best Time to Reach: 9 a.m. to Noon  
Assistant Coaches: Karl Hobbs (Connecticut, 1985)  
Steve Clifford (Maine-Farmington, 1983)  
Phil Rowe (Plymouth State, 1984)

**1990-91 ROSTER**

No.	Name	Ht.	Yr.	Pos.	Hometown
4	Mark Daly	6-3	Jr.	G	Hamilton, ONT
10	Adam Olmsted	6-2	So.	G	Manetta, GA
12	Sotiris Manolopoulos	6-2	So.	G	Athens, Greece
14	Reggie Stewart	6-3	Sr.	G	Newton, MA
15	James Brown	6-7	Fr.	F	Cambridge, MA
21	Mike Jarvis II	6-0	Jr.	G	Cambridge, MA
23	Norbert Pickett	6-3	Jr.	G	Fitchburg, MA
24	Rick Rosu-Myles	6-10	Fr.	C	Hungry Hollow, ONT
30	Russell Jarvis	6-9	Jr.	C	Cambridge, MA
31	Brian Holden	6-3	Fr.	G	Holbrook, MA
34	Fred Davy	6-6	Sr.	F	Washington D.C.
42	Jason Scott	6-7	Jr.	F	Temple Hills, MD
45	Kevin Harris	6-6	So.	F	New York, NY

**1990-91 SCHEDULE**


N23-24	at Fleet Classic	J19	Vermont
N28	Fairleigh-Dickinson	J22	at Maryland
D1	at Massachusetts	J26	Northeastern
D4	at Maryland-Balt. Co	J30	Maine
D7	Delaware	F2	Hartford
D10	at Michigan	F9	at Maine
D15	at Hartford	F12	North Carolina A&T
D22	at Eastern Michigan	F16	New Hampshire
D28-29	at Spokane Shootout	F19	at Army
J2	at Duke	F23	at Vermont
J5	George Washington	F26	at Delaware
J12	at Indiana State	M3	at Northeastern
J16	at New Hampshire		

1989-90 Record: 18-12  
Conference Record (Finish): 9-3 (T1st)  
Starters Returning: One  
Letterwinners Returning: Six Lost: Six

**BRIGHAM YOUNG**



Roger Reid



Steve Schreiner

ECAC Holiday Festival  
Championship/Consolation  
Dec. 29, 1990  
Madison Square Garden, New York, NY

**GENERAL INFORMATION**

Location: Provo, UT  
Enrollment: 27,000  
Founded: 1875  
President: Rex E. Lee  
Athletic Director: Glen Tuckett  
Nickname: Cougars  
Colors: Blue & White  
Conference: Western Athletic  
Series Record: First Meeting

**SID INFORMATION**

Office Number: (801) 378-4911  
Director: Ralph Zobell  
Home Number: (801) 225-0672  
Assistant: Mike Twitty  
Home Number: (801) 785-7007  
Mailing Address: 30 SFH  
Provo, UT 84602  
Press Row Phone: (801) 378-3675  
Fax Number: (801) 378-3520

**BASKETBALL INFORMATION**

Head Coach: Roger Reid  
Alma Mater, Year: Weber State, 1968  
Record at School, Years: 21-9, 1 year  
Career Record, Years: Same  
Office Phone: (801) 378-3612  
Best Time to Reach: Mornings  
Assistant Coaches: Tony Ingle (Huntingdon, 1976)  
Charles Bradley (Wyoming, 1981)

**1990-91 ROSTER**

No.	Name	Ht.	Yr.	Pos.	Hometown
14	Keegan Kane	6-4	Jr.	G	Idaho Falls, ID
21	Mark Heslop	6-5	Jr.	G	Odgen, UT
23	Nathan Call	5-11	Jr.	G	Mission Viejo, CA
24	Robert Jones	6-6	Jr.	F	Chicago, IL
31	Kenneth Roberts	6-8	Fr.	F	Brigham, UT
33	Jeff Campbell	6-9	Fr.	F	Athens, AL
34	Gary Trost	6-10	So.	C	Salt Lake City, UT
35	Steve Schreiner	6-7	Sr.	F-C	Salt Lake City, UT
40	David Astle	6-9	So.	C	Sacramento, CA
44	Scott Moon	6-1	Sr.	G	Farmington, UT
45	Shawn Bradley	7-6	Fr.	C	Castle Dale, UT
50	Kirk Davidson	6-9	So.	F-C	Sparks, NV
52	Jared Miller	6-8	So.	F	Fielding, UT
	Shane Knight	6-8	Fr.	F	San Diego, CA

**1990-91 SCHEDULE**


N14-	Preseason NIT	J12	New Mexico
N24	Utah State	J17	at Colorado State
N29	Weber State	J19	at Wyoming
D1	at Utah State	J24	Air Force
D4	at LaSalle	J26	Wyoming
D7-8	Cougar Classic	J31	Colorado State
D12	Arizona State	F2	at Texas-El Paso
D19	James Madison	F7	San Diego State
D21	Stetson	F9	Hawaii
D22	Tulsa	F14	at New Mexico
D27-29	at ECAC Holiday Festival	F16	at Utah
J3	at San Diego State	F23	at Air Force
J5	at Hawaii	M2	Utah
J10	Texas-El Paso		

1989-90 Record: 21-9  
Conference Record (Finish): 11-5 (1st)  
Starters Returning: One  
Letterwinners Returning: Eight Lost: Nine

**CAL-STATE IRVINE**



Bill Mulligan



Ricky Butler

Dec. 11, 1990; 7:30 p.m.  
Cole Field House

**GENERAL INFORMATION**

Location: Irvine, CA  
Enrollment: 16,500  
Founded: 1962  
Chancellor: Dr. Jack Peltason  
Athletic Director: Tom Ford  
Nickname: Anteaters  
Colors: Blue & Gold  
Conference: Big West  
Series Record: First Meeting

**SID INFORMATION**

Office Number: (714) 856-5814  
Director: Bob Olson  
Home Number: (714) 646-2386  
Assistant: Stacey King  
Home Number: (714) 673-1029  
Mailing Address: Crawford Hall  
UC Irvine  
Irvine, CA 92717  
Press Row Phone: (714) 856-5814  
Fax Number: (714) 856-5814

**BASKETBALL INFORMATION**

Head Coach: Bill Mulligan  
Alma Mater, Year: Chicago (Teachers College, 1952)  
Record at School, Years: 152-137, 10 years  
Career Record, Years: Same  
Office Phone: (714) 856-6840  
Best Time to Reach: 10 to 11:30 a.m.  
Assistant Coaches: Mike Bokosky (Fort Lewis, 1978)  
Ernie Carr (Pepperdine, 1970)  
Tim Murphy (Colorado State, 1984)

**1990-91 ROSTER**

No.	Name	Ht.	Yr.	Pos.	Hometown
5	Gerald McDonald	6-1	Jr.	G	Los Angeles, CA
11	Jeff Herdman	6-7	Sr.	F	Mission Viejo, CA
21	Cornelius Banks	6-5	So.	F	Los Angeles, CA
22	Dylan Rigdon	6-3	So.	G	Laguna Beach, CA
23	Craig Marshall	6-2	So.	G	Santa Ana, CA
25	David Hollaway	6-2	Jr.	G	Carson, CA
31	Don May	6-9	Jr.	C	Palos Hills, CA
32	Khari Johnson	6-6	Fr.	F	El Toro, CA
33	Rick Swanwick	6-10	Fr.	C	El Toro, CA
40	Dan Augulis	6-10	Fr.	C	Leawood, KS
41	Jeff Von Lutzow	6-9	So.	F	Glendora, CA
42	Elgin Rogers	6-6	Jr.	F	Gary, IN
43	Gabe Higa	6-6	Fr.	F	Lancaster, CA
51	Ricky Butler	6-7	Sr.	C	Lynwood, CA

**1990-91 SCHEDULE**

N23-26	at Great Alaska Shootout	J19	at UC-Santa Barbara
N30-D1	Disneyland Freedom Bowl Classic	J24	Cal-State Fullerton
D8	Utah	J26	Nevada-Las Vegas
D11	at Maryland	J31	at Fresno State
D15	at San Diego State	F2	at Pacific
D19	at Stanford	F7	New Mexico State
D22	California	F9	Long Beach State
D28-29	at Tenn-Chattanooga Tournament	F16	UC-Santa Barbara
J2	at Utah State	F21	at Nevada-Las Vegas
J4	at San Jose State Pacific	F23	at Cal-State Fullerton
J7	Fresno State	F28	Utah State
J9	at Long Beach State	M2	San Jose State
J12	at New Mexico State		
J14			

1989-90 Record: 5-23

Conference Record (Finish): 3-15 (10th)


Starters Returning: Four

Letterwinners Returning: Seven Lost: Six

**CLEMSON**



Cliff Ellis



David Young

Jan. 5, 1991; 1 p.m.  
Cole Field House

Feb. 6, 1991; 7:30 p.m.  
Littlejohn Coliseum, Clemson, SC

**GENERAL INFORMATION**

Location: Clemson, SC  
Enrollment: 16,072  
Founded: 1889  
President: Dr. Max Lennon  
Athletic Director: Bobby Robinson  
Nickname: Tigers  
Colors: Orange & Purple  
Conference: Atlantic Coast  
Series Record: Maryland leads 63-33

**SID INFORMATION**

Office Number: (803) 656-2114  
Director: Tim Bourret  
Home Number: (803) 654-6240  
Associate: Tim Match (Hoops contact)  
Home Number: (803) 654-9400  
Mailing Address: P.O. Box 632  
Clemson, SC 29633  
Press Row Phone: (803) 654-3326  
Fax Number: (803) 656-0299

**BASKETBALL INFORMATION**

Head Coach: Cliff Ellis  
Alma Mater, Year: Florida State, 1968  
Record at School, Years: 119-69 (6 years)  
Career Record, Years: 293-153 (15 years)  
Office Phone: (803) 656-2101  
Best Time to Reach: Through SID office  
Assistant Coaches: Len Gordy (Arizona, 1977)  
Bobby Hussey (Appalachian State, 1962)  
Eugene Harris (Florida State, 1978)

**1990-91 ROSTER**

No.	Name	Ht.	Yr.	Pos.	Hometown
3	Bruce Martin	6-3	Fr.	G	Shady Spring, WV
10	Jimmy Mason	6-1	Fr.	G	Southern Pines, NC
11	David Young	6-4	Jr.	G	Greenville, SC
12	Willie Shears	6-2	Fr.	G	Marion, AL
13	Steve Harris	6-5	Fr.	G-F	Simpsonville, SC
14	Bruce Donnell	6-5	Sr.	G	Branchville, SC
15	Shawn Lastinger	6-1	So.	G	Atlanta, GA
22	Sean Tyson	6-7	Sr.	F	Baltimore, MD
24	Eric Burks	6-3	Fr.	G	Atlanta, GA
24	Joey Watts	6-3	So.	G	Aiken, SC
25	Ricky Jones	6-7	Sr.	F	Pendleton, SC
31	Andre Bovain	6-2	Fr.	G	Columbia, SC
32	Tyrone Paul	6-5	Fr.	G-F	Inglewood, CA
34	Dale Davis	6-11	Sr.	F	Toccoa, GA
42	Wayne Buckingham	6-9	So.	F	Atlanta, GA
44	Colby Brown	6-8	Sr.	F	Baconton, GA

**1990-91 SCHEDULE**

N24	Maryland-Baltimore County	J16	Western Carolina
N26	Samford	J19	Temple
N28	The Citadel	J24	at Georgia Tech
D2	Furman	J26	Duke
D4	Seton Hall (at Syracuse)	J31	North Carolina
D8	Wisconsin-Green Bay	F2	at South Carolina
D15	UNC-Charlotte	F6	Maryland
D17	South Carolina State	F10	N.C. State
D20-21	at FIU Invitational	F16	at Virginia
J2	at N.C. State	F23	at North Carolina
J5	at Maryland	F24	at Wake Forest
J8	Virginia	F27	at Duke
J12	Wake Forest	M2	Georgia Tech

1989-90 Record: 26-9

Conference Record (Finish): 10-4 (1st)

Starters Returning: Two

Letterwinners Returning: Nine Lost: Four

**DUKE**



Mike Krzyzewski



Christian Laettner

Jan. 12, 1991; 1 p.m.  
Cole Field House

Feb. 9, 1991; 1 p.m.  
Cameron Indoor Stadium, Durham, NC

**GENERAL INFORMATION**

Location: Durham, NC  
Enrollment: 6,300  
Founded: 1924  
President: H. Keith H. Brodie, M.D.  
Athletic Director: Tom Butters  
Nickname: Blue Devils  
Colors: Royal Blue & White  
Conference: Atlantic Coast  
Series Record: Duke leads 74-47

**SID INFORMATION**  
Office Number: (919) 684-2633  
Director: Mike Cragg  
Home Number: (919) 544-0259  
Assistant: Warren Miller  
Home Number: (919) 489-6488  
Mailing Address: 115 Cameron Indoor Stadium  
Durham, NC 27706  
Press Row Phone: (919) 684-6186  
Fax Number: (919) 684-2489

**BASKETBALL INFORMATION**

Head Coach: Mike Krzyzewski  
Alma Mater, Year: Army, 1969  
Record at School, Years: 231-101, 10 years  
Career Record, Years: 304-160, 15 years  
Office Phone: (919) 684-2633  
Best Time to Reach: Mornings  
Assistant Coaches: Mike Brey (George Washington, 1982)  
Tommy Amaker (Duke, 1987)  
Pete Gaudet (Boston Univ., 1966)  
Jay Bilas (Duke, 1986)

**1990-91 ROSTER**

No.	Name	Ht.	Yr.	Pos.	Hometown
3	Marty Clark	6-6	Fr.	G	Westchester, IL
4	Kenny Blakeney	6-4	Fr	G	Washington D.C.
5	Bill McCaffrey	6-3	So.	G	Allentown, PA
11	Bobby Hurley	6-0	So	G	Jersey City, NJ
12	Thomas Hill	6-4	So	G-F	Lancaster, TX
21	Tony Lang	6-8	Fr.	F	Mobile, AL
22	Greg Koubek	6-6	Sr	F	Chifton Park, NY
23	Brian Davis	6-6	Jr.	G-F	Capitol Heights, MD
32	Christian Laettner	6-11	Jr.	F	Angola, NY
33	Grant Hill	6-7	Fr.	G-F	Reston, VA
34	Crawford Palmer	6-9	Jr.	C	Arlington, VA
45	Clay Buckley	6-10	Sr.	F-C	Wayne, PA
54	Christian Ast	6-8	Fr.	F	Heidelberg, Germany

**1990-91 SCHEDULE**


N14	Marquette	J19	North Carolina
N16-	Preseason NIT	J23	at N.C. State
N26	East Carolina	J26	at Clemson
D1	UNC-Charlotte	J30	at Georgia Tech
D5	Georgetown (Landover, MD)	F2	at Notre Dame
D8	Michigan	F7	Virginia
D19	at Harvard	F9	Maryland
D22	at Oklahoma	F10	Louisiana State
D29	Lehigh	F13	Davidson
J2	Boston University	F16	at Wake Forest
J5	at Virginia	F20	N.C. State
J9	Georgia Tech	F24	at Arizona
J12	at Maryland	F27	Clemson
J14	Wake Forest	M3	at North Carolina
J16	at The Citadel		

1989-90 Record: 29-9  
Conference Record (Finish): 9-5 (2nd)  
Starters Returning: Two  
Letterwinners Returning: Eight Lost: Four

**GEORGIA TECH**



Bobby Cremins



Kenny Anderson

Feb. 1, 1991; 7:30 p.m.  
Alexander Memorial Coliseum, Atlanta, GA

Feb. 13, 1991; 7:30 p.m.  
Cole Field House

**GENERAL INFORMATION**

Location: Atlanta, GA  
Enrollment: 11,900  
Founded: 1885  
President: Dr. John Patrick Crecine  
Athletic Director: Dr. Homer Rice  
Nickname: Yellow Jackets  
Colors: Old Gold & White  
Conference: Atlantic Coast  
Series Record: Tech leads, 18-13

**SID INFORMATION**  
Office Number: (404) 894-5445  
Director: Mike Finn  
Home Number: (404) 938-9910  
Assistant: Frank Zang  
Home Number: (404) 874-4393  
Mailing Address: 150 Bobby Dodd Way  
Atlanta, GA 30332-0455  
Press Row Phone: (404) 894-5458  
Fax Number: (404) 873-4440

**BASKETBALL INFORMATION**

Head Coach: Bobby Cremins  
Alma Mater, Year: South Carolina, 1970  
Record at School, Years: 181-99 (9 years)  
Career Record, Years: 281-169 (15 years)  
Office Phone: (404) 894-5425  
Best Time to Reach: 11 a.m. to 1 p.m.  
Assistant Coaches: Kevin Cantwell (UNC-Asheville, 1973)  
Sherman Dillard (James Madison, 1978)  
Jimmy Hebron (UNC-Wilmington, 1973)

**1990-91 ROSTER**

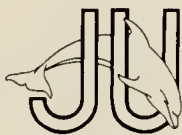
No.	Name	Ht.	Yr.	Pos.	Hometown
3	Brian Domahik	5-11	Sr.	G	Leesburg, VA
11	Bryan Hill	6-4	So.	G	Arlington, VA
12	Kenny Anderson	6-2	So.	G	Rego Park, NY
14	Jon Barry	6-4	Jr.	G	Oakland, CA
15	Darryl Barnes	6-8	So.	F	Brooklyn, NY
23	Brian Black	6-1	Fr.	G	Manetta, GA
24	James Munlyn	6-11	Sr.	C	Aiken, SC
31	Greg White	6-2	Jr.	G	Norcross, GA
32	Malcolm Mackey	6-10	So.	F	Chattanooga, TN
33	Ivano Newbill	6-9	Fr.	F	Macon, GA
34	Rob Balamis	6-3	Fr.	G	Williamsburg, VA
52	Matt Geiger	7-0	Jr.	F-C	Clearwater, FL

**1990-91 SCHEDULE**


N24	Augusta College	J24	Clemson
N27	Morgan State	J27	at North Carolina
D1	at Richmond	J30	Duke
D5	St. John's (at Landover, Md.)	F1	Maryland
D8	Fordham	F3	N.C. State
D15	at Temple	F9	at Wake Forest
D19	Georgia	F13	at Maryland
D22	Loyola Marymount	F17	Arizona (at E. Ruth., NJ)
D27-28	at Sugar Bowl Tournament	F19	at Virginia
J2	Howard	F24	Louisville
J6	Wake Forest	F28	North Carolina
J13	at Duke	M2	at Clemson
J19	Virginia		

1989-90 Record: 28-7  
Conference Record (Finish): 8-6 (T3rd)  
Starters Returning: Two  
Letterwinners Returning: Six Lost: Four

**JACKSONVILLE**



Rich Haddad



Reggie Law

Dec. 8, 1990; 7:30 p.m.  
Jacksonville Coliseum, Jacksonville, FL

**GENERAL INFORMATION**

Location: Jacksonville, FL  
Enrollment: 2,400  
Founded: 1934  
President: Dr. James J. Brady  
Athletic Director: Donald O. Jacobs  
Nickname: Dolphins  
Colors: Green & Gold  
Conference: Sun Belt  
Series Record: Maryland leads, 2-0

**SID INFORMATION**

Office Number: (904) 744-3950, ext. 3402  
Director: Gary Izzo  
Home Number: (904) 241-0060  
Assistant: Karen Clark  
Home Number: (904) 721-9801  
Mailing Address: 2800 University Blvd., N  
Jacksonville, FL 32211  
Press Row Phone: (904) 353-3610  
Fax Number:

**BASKETBALL INFORMATION**

Head Coach: Rich Haddad  
Alma Mater, Year: College of Charleston, 1975  
Record at School, Years: 35-53, 3 years  
Career Record, Years: Same  
Office Phone: (904) 744-3950, ext. 3408  
Best Time to Reach: 10 a.m. to 2 p.m.  
Assistant Coaches: Marty Gross (Jacksonville, 1977)  
Sam Hare (College of Charleston, 1981)  
Mark McKown (USC-Spartanburg, 1979)  
1989-90 Record: 13-16  
Conference Record (Finish): 5-9 (6th)  
Starters Returning: One  
Letterwinners Returning: Eight Lost: Five

**1990-91 ROSTER**

No.	Name	Ht.	Yr.	Pos.	Hometown
00	Wille Ivery	6-3	Jr.	G	Miami, FL
10	Tabarris Hamilton	6-4	Sr.	G-F	Smithfield, NC
11	Jerome McDuffie	6-3	So.	G	Barnwell, SC
12	Junior Hanna	6-5	Fr.	G	Sarasota, FL
20	Kelly McKinnon	6-6	Jr.	G	Norcross, FL
21	Al Powell	6-8	So.	F	Jacksonville, FL
22	Nate Burrell	6-1	Fr.	G	Ft. Lauderdale, FL
23	Alonzo Harris	6-5	So.	F	Orlando, FL
24	Steve Gilbert	6-9	Sr.	F-C	Sarasota, FL
31	Danny Trado	5-8	Jr.	G	New York, NY
33	Kent Shafer	6-6	Fr.	F	Jacksonville, FL
34	Tim Burroughs	6-8	Jr.	C	Eastover, SC
42	Reggie Law	6-8	Sr.	F	Dickson, TN


**1990-91 SCHEDULE**

N24	Flagler	J19	Virginia Commonwealth
N27	at North Carolina	J26	at UNC-Charlotte
N30-D1	at Gator Bowl Tournament	J28	at Virginia Commonwealth
D4	Mississippi State	J31	Long Island
D8	Maryland	F2	Alabama-Birmingham
D15	Bethune-Cookman	F4	at Western Kentucky
D19	at Oklahoma State	F7	South Alabama
D22	at Pepperdine	F9	at Alabama-Birmingham
D29	Hartford	F11	South Florida
J7	at South Florida	F16	Florida State
J10	at Old Dominion	F18	at South Alabama
J14	Western Kentucky	F20	UNC-Charlotte
J16	Butler	F23	Old Dominion

**LAFAYETTE**



John Leone



Bruce Stankavage

Dec. 22, 1991; 1 p.m.  
Cole Field House

**GENERAL INFORMATION**

Location: Easton, PA  
Enrollment: 2,050  
Founded: 1832  
President: Dr. Robert I. Rotberg  
Athletic Director: Eve Atkinson  
Nickname: Leopards  
Colors: Maroon & White  
Conference: Patriot League  
Series Record: Maryland leads, 2-0

**SID INFORMATION**

Office Number: (215) 250-5122  
Director: Steve Pulver  
Home Number: (215) 559-9537  
Mailing Address: 2 Markle Hall  
Lafayette College  
Easton, PA 18042  
Press Row Phone: (215) 250-5518  
Fax Number: (215) 250-5127

**BASKETBALL INFORMATION**

Head Coach: John Leone  
Alma Mater, Year: Hartwick, 1974  
Record at School, Years: 35-23, 2 years  
Career Record, Years: Same  
Office Phone: (215) 250-5475  
Best Time to Reach: Mornings  
Assistant Coaches: Scott Coval (William & Mary, 1986)  
Joe Hindelang (Temple, 1967)  
1989-90 Record: 15-13  
Conference Record (Finish): 7-7 (4th in ECC)  
Starters Returning: Two  
Letterwinners Returning: Seven Lost: Four

**1990-91 ROSTER**

No.	Name	Ht.	Yr.	Pos.	Hometown
12	Terry Burke	6-2	Jr.	G	Abington, PA
14	Bruce Stankavage	6-2	Sr.	G	Furlong, PA
20	Jon Norton	6-6	Fr.	F	McLean, VA
22	Keith Van Auken	6-6	Jr.	F	Dalton, PA
23	Jeff Antolick	6-6	So.	F	Drums, PA
24	Joe Azzinaro	6-0	So.	G	Queens, NY
30	Tom Kresge	6-0	Sr.	G	Lehighton, PA
34	Larry Spigner	6-3	So.	G	Metuchen, NJ
42	Craig White	6-5	Jr.	F	Philadelphia, PA
52	Matt Jens	6-6	So.	F-C	Port Jefferson, NY
54	Jamie Panko	6-7	Fr.	F-C	Isehn, NJ

**1990-91 SCHEDULE**

N24-24	at Fleet Classic	J23	at Colgate
N27	Princeton	J26	Lehigh
D1	at Brown	J28	Pennsylvania
D4	Columbia	J31	Rider
D7	at Yale	F2	at Bucknell
D10	Drexel	F6	Holy Cross
D22	at Maryland	F9	at Army
D28-29	at UConn Mutual Classic	F13	at Fordham
J2	at Navy	F16	Colgate
J5	at Drexel	F20	at Lehigh
J10	at Holy Cross	F23	at Davidson
J16	Army	F25	Bucknell
J19	Fordham		

**MARYLAND-BALT. CO.**



Earl Hawkins



Jim Frantz

Jan. 7, 1991; 7:30 p.m.  
Cole Field House

**GENERAL INFORMATION**

Location: Baltimore, MD  
Enrollment: 10,095  
Founded: 1966  
President: Dr. Michael K. Hooker  
Athletic Director: Dr. Charles Brown  
Nickname: Retrievers  
Colors: Old Gold & Black  
Conference: East Coast  
Series Record: Maryland leads, 3-0

**SID INFORMATION**

Office Number: (301) 455-2197  
Director: Steve Levy  
Home Number: (301) 363-6379  
Mailing Address: Fieldhouse Room 307  
Maryland-Baltimore County  
Baltimore, MD 21228

Press Row Phone: (301) 455-3840  
Fax Number: (301) 455-3994

**BASKETBALL INFORMATION**

Head Coach: Earl Hawkins  
Alma Mater, Year: Glenville State, 1974  
Record at School, Years: 29-27 (2 years)  
Career Record, Years: Same  
Office Phone: (301) 455-3864  
Best Time to Reach: MWF, 10 a.m. to Noon  
Assistant Coaches: Derrell Matthews (Md.-Eastern Shore, 1977)  
Robert Burke (Haverford, 1988)  
Pat Clatchey (student at UMBC)

1989-90 Record: 12-16  
Conference Record (Finish): N/A  
Starters Returning: Two  
Letterwinners Returning: Nine Lost: Four

**1990-91 ROSTER**

Name	Ht.	Yr.	Pos.	Hometown
Mark Bogosh	7-0	Fr.	C	Sparks, MD
Richard Cross	6-5	Jr.	F	Laurel, MD
Emmanuel Fasaye	6-8	So.	F	Lagos, Nigeria
Spencer Ferguson	5-10	Fr.	G	Martinsburg, WV
Jim Frantz	6-10	Sr.	F-C	Connellsville, PA
Dana Harns	5-11	So.	G	Silver Spring, MD
Chad Johnston	6-7	Fr.	F	Vancouver, BC
Bobby Mills	6-2	Sr.	G	Brackenridge, PA
Derrick Reid	6-7	Sr.	F	Chicago, IL
Skip Saunders	6-0	Fr.	G	Woodbridge, VA
Melvin Swann	6-4	So.	G	Richmond, VA
Derrell Thompson	6-4	So.	G	Hyattsville, MD
Brian Watkins	6-4	So.	F	Ft. Washington, MD
Stanley Wright	6-5	Fr.	F	Washington D.C.

**1990-91 SCHEDULE**

N24	at Clemson	J17	Hofstra
N27	Howard	J19	at Rider
	N30-D1 at Baltimore Beltway	J23	Delaware
	Tourney	J26	Towson State
D4	Boston University	J30	at Drexel
D8	at Coppin State	F2	at Hofstra
D11	at George Washington	F4	at St. Francis (Pa.)
D15	at Iowa	F7	Central Connecticut
F22	Loyola	F13	at Delaware
J2	Bucknell	F16	Rider
J5	at Loyola of Chicago	F20	Drexel
J7	at Maryland	F23	at Central Connecticut
J10	at Kansas	F25	Buffalo
J14	at Bucknell		

**NORTH CAROLINA**



Dean Smith



Rick Fox

Jan. 9, 1991; 7:30 p.m.  
Dean Smith Center, Chapel Hill, NC

Feb. 16, 1991; 1 p.m.  
Cole Field House  
Raycom/Jefferson-Pilot Telecast, Delayed

**GENERAL INFORMATION**

Location: Chapel Hill, NC  
Enrollment: 23,592  
Founded: 1789  
Chancellor: Paul Hardin  
Athletic Director: John D. Swofford  
Nickname: Tar Heels  
Colors: Carolina Blue & White  
Conference: Atlantic Coast  
Series Record: Carolina leads, 89-40

**SID INFORMATION**

Office Number: (919) 962-2123  
Director: Rick Brewer  
Home Number: (919) 929-2721  
Associate: Dave Lohse  
Home Number: (919) 967-7272  
Mailing Address: Dean E. Smith Center  
Bowles Drive  
Chapel Hill, NC 27514  
Fax Number: (919) 962-0612

**BASKETBALL INFORMATION**

Head Coach: Dean Smith  
Alma Mater, Year: Kansas, 1953  
Record at School, Years: 688-203, 29 years  
Career Record, Years: Same  
Office Phone: (919) 962-1154  
Best Time to Reach: 10 a.m. to Noon

**1990-91 ROSTER**

No.	Name	Ht.	Yr.	Pos.	Hometown
00	Eric Montross	7-0	Fr.	C	Indianapolis, IN
3	Pat Sullivan	6-7	Fr.	F	Bogota, NJ
4	Kenny Harris	6-2	So.	G	Petersburg, VA
5	Henrik Rodl	6-7	So.	F	Heusenstamm, Germany
11	Scott Cherry	6-3	So.	G	Ballston Spa, NY
14	Derrick Phelps	6-3	Fr.	G	Pleasantville, NY
21	King Rice	6-1	Sr.	G	Binghamton, NY
31	Brian Reese	6-6	Fr.	G-F	Bronx, NY
32	Pete Chilcutt	6-10	Sr.	F-C	Eutaw, AL
33	Kevin Salvador	6-11	Fr.	C	Pittsburgh, PA
34	George Lynch	6-7	So.	F	Roanoke, VA
40	Hubert Davis	6-5	Jr.	G-F	Burke, VA
44	Rick Fox	6-8	Sr.	F	Nassau, Bahamas
45	Clifford Rozier	6-9	Fr.	F	Bradenton, FL
55	Matt Wenstrom	7-0	So.	C	Katy, TX

**1990-91 SCHEDULE**

N24	San Diego State	J19	at Duke
N27	Jacksonville	J23	at Wake Forest
N30-D1	at Tournament of Champions	J27	Georgia Tech
D6	Connecticut	J31	at Clemson
D10	Kentucky	F6	at N.C. State
D15	Alabama	F9	Virginia
D22	at Purdue	F13	Wake Forest
D29-30	at Citrus Bowl Classic	F16	at Maryland
J3	at Cornell	F18	The Citadel
J5	Notre Dame (at E. Ruth., NJ)	F23	Clemson
J9	Maryland	F28	at Georgia Tech
J12	at Virginia	M3	Duke
J16	N.C. State		


Assistant Coaches: Bill Guthridge (Kansas State, 1960)  
Phil Ford (North Carolina, 1978)  
Dave Hanners (North Carolina, 1976)  
Randy Wiel (North Carolina, 1979)

1989-90 Record: 21-13  
Conference Record (Finish): 8-6 (T3rd)  
Starters Returning: Three  
Letterwinners Returning: Nine Lost: Four

# NORTH CAROLINA STATE



Les Robinson



Chris Corchiani

Jan. 26, 1991; 1 p.m.  
Cole Field House  
Raycom/Jefferson-Pilot Telecast, Delayed

Feb. 27, 1991; 7:30 p.m.  
Reynolds Coliseum, Raleigh, NC

### GENERAL INFORMATION

Location: Raleigh, NC  
Enrollment: 24,265  
Founded: 1887  
Chancellor: Dr. Larry K. Monteith  
Athletic Director: Todd Turner  
Nickname: Wolfpack  
Colors: Red & White  
Conference: Atlantic Coast  
Series Record: State leads, 63-41

### SID INFORMATION

Office Number: (919) 737-2102  
Director: Mark Bockelman  
Home Number: (919) 467-7138  
Assistant: Carter Cheves  
Home Number: (919) 460-9669  
Mailing Address: P.O. Box 8501  
Raleigh, NC 27695-8501

Press Row Phone: (919) 737-3393  
Fax Number: (919) 737-2898

### BASKETBALL INFORMATION

Head Coach: Les Robinson  
Alma Mater, Year: N.C. State, 1965  
Record at School, Years: First Year  
Career Record, Years: 213-232, 16 years  
Office Phone: (919) 737-2104  
Best Time to Reach: 11:30 a.m. to 1 p.m.  
Assistant Coaches: Buz Peterson (North Carolina, 1985)  
Al Daniel (Furman, 1979)

### 1990-91 ROSTER

No.	Name	Ht.	Yr.	Pos.	Hometown
12	Adam Fletcher	6-1	Fr.	G	Raleigh, NC
13	Chns Corchiani	6-1	Sr.	G	Miami, FL
15	Roland Whitley	6-0	Jr.	G	Goldsboro, NC
21	Rodney Monroe	6-3	Sr.	G	Hagerstown, MD
22	Migjen Bakalli	6-6	Fr.	F	Belmont, NC
23	Jamie Knox	6-7	Jr.	F	Vicksburg, MS
24	Tom Gughotta	6-9	Jr.	F	Huntington Sta., NY
25	David Lee	6-8	Sr.	F	Torrence, CA
33	Anthony Robinson	6-9	Fr.	F	Havelock, NC
34	Bryant Feggins	6-6	So.	F	Winston-Salem, NC
42	Kevin Thompson	6-9	So.	F	Winston-Salem, NC
43	Marc Lewis	6-7	Fr.	F	Greensboro, NC

### 1990-91 SCHEDULE


N23	at Florida International	J21	Marquette
N28	Baptist College	J23	Duke
D1	Western Carolina	J26	at Maryland
D4	at Syracuse	J29	at Virginia
D8	Mount St. Mary's	F3	at Georgia Tech
D22	UNC-Asheville	F6	North Carolina
D29	at E. Tennessee State	F10	at Clemson
J2	Clemson	F13	Robert Morris
J5	at Kansas	F16	at Connecticut
J7	Coastal Carolina	F20	at Duke
J13	Georgia Tech	F23	Virginia
J16	at North Carolina	F25	at Tennessee
J19	at Wake Forest	F27	Maryland
		M2	Wake Forest

1989-90 Record: 18-12  
Conference Record (Finish): 6-8 (T5th)  
Starters Returning: Three  
Letterwinners Returning: Six Lost: Four

# RUTGERS



Bob Wenzel



Keith Hughes

ECAC Holiday Festival  
Opening Round  
Dec. 27, 1990  
Madison Square Garden, New York, NY

### GENERAL INFORMATION

Location: New Brunswick, NJ  
Enrollment: 22,000  
Founded: 1766  
President: Dr. Francis L. Lawrence  
Athletic Director: Frederick E. Gruninger  
Nickname: Scarlet Knights  
Color: Scarlet  
Conference: Atlantic 10  
Series Record: Tied, 2-2

### SID INFORMATION

Office Number: (908) 932-4200  
Director/Media Relations: Pete Kowalski  
Home Number: (908) 745-4941  
Director: Bob Smith  
Home Number: (908) 545-4126  
Mailing Address: P.O. Box 1149  
Louis Brown Athletic Center  
Piscataway, NJ 08855

Press Row Phone: (908) 932-4200  
Fax Number: (908) 932-3063

### BASKETBALL INFORMATION

Head Coach: Bob Wenzel  
Alma Mater, Year: Rutgers, 1971  
Record at School, Years: 36-30, 2 years  
Career Record, Years: 124-114, 8 years  
Office Phone: (908) 932-4291  
Best Time to Reach: 10 a.m. to Noon  
Assistant Coaches: Jeff Mitchell (St. John's 1983)  
Ed Jordan (Rutgers, 1985)  
Jerry Dallesio (Notre Dame, 1974)  
Rick Dadika (Rogers, 1990)

### 1990-91 ROSTER

No.	Name	Ht.	Yr.	Pos.	Hometown
3	Earl Duncan	6-3	Sr.	G	Los Angeles, CA
10	Marc Redden	6-1	So.	G	Dorchester, MA
15	Mike Jones	6-4	So.	G	Morrisville, PA
23	Craig Carter	6-4	Sr.	G	Brooklyn, NY
25	Andre Lamoureux	6-9	Jr.	C	Los Alamitos, CA
30	Glenn Stokes	6-7	Fr.	F	Wyckoff, NJ
31	Keith Hughes	6-8	Sr.	F	Carteret, NJ
32	Daryl Smith	6-4	Jr.	F	Washington D.C.
33	Charles Weiler	6-9	Fr.	F	Haddonfield, NJ
35	Tom Savage	6-5	Sr.	F	Trenton, NJ
40	Creighton Drury	6-3	Jr.	G	Oradell, NJ
44	Donnell Lumpkin	6-7	So.	F	S. Brunswick, NJ
52	Joe Jarldana	6-10	Jr.	C	Brooklyn, NY
54	Brent Dabbs	6-9	Sr.	C	Peekskill, NY

### 1990-91 SCHEDULE

N27	Missouri	J19	West Virginia
D1	St. Bonaventure	J22	at Notre Dame
D3	Bridgeport	J26	Rhode Island
D6	at St. Joseph's	J28	at Penn State
D11	at Massachusetts	J30	UNC-Wilmington
D15	Pnncton	F2	Temple
D22	at Seton Hall	F5	at Rhode Island
D27-29	at ECAC Holiday Festival	F9	at St. Bonaventure
J3	Duquesne	F13	St. Joseph's
J5	Delaware	F16	George Washington
J8	at Temple	F21	at Duquesne
J12	at West Virginia	F24	Massachusetts
J17	at George Washington	F27	Penn State

1989-90 Record: 18-17  
Conference Record (Finish): 11-7 (T3rd)  
Starters Returning: Four  
Letterwinners Returning: Seven Lost: Six




**SOUTH CAROLINA**



"Gamecocks"



George Felton



Jo Jo English

ECAC Holiday Festival  
Championship/Consolation  
Dec. 29, 1990  
Madison Square Garden, New York, NY

**GENERAL INFORMATION**

Location: Columbia, SC  
Enrollment: 25,692  
Founded: 1801  
Interim President: Dr. Arthur K. Smith  
Athletic Director: King Dixon  
Nickname: Fighting Gamecocks  
Colors: Garnet & Black  
Conference: Metro  
Series Record: SC leads, 29-23

**SID INFORMATION**

Office Number: (803) 777-5204  
Director: Kerry Tharp  
Home Number: (803) 776-0382  
Assistant: Brian Binette  
Home Number: (803) 736-9444  
Mailing Address: Rex Enright Athletic Center  
Columbia, SC 29208  
Press Row Phone: (803) 777-6182  
Fax Number: (803) 777-2967

**BASKETBALL INFORMATION**

Head Coach: George Felton  
Alma Mater, Year: South Carolina, 1975  
Record at School, Years: 67-49, 4 years  
Career Record, Years: Same  
Office Phone: (803) 777-4197  
Best Time to Reach: Non-game days, 9 to 11 a.m.  
Assistant Coaches: Eddie Payne (Wake Forest, 1973)  
Jimmy Black (North Carolina, 1982)  
Joe Dooley (George Washington, 1988)

**1990-91 ROSTER**

No.	Name	Ht.	Yr.	Pos.	Hometown
4	Jo Jo English	6-4	Jr.	G	Columbia, SC
12	Obrad Ignjatovic	6-10	Jr.	F	Belgrade, Yugo.
13	Troy McKoy	6-7	Jr.	G-F	E. Hartford, CT
15	Jamie Watson	6-5	Fr.	G	Elm City, NC
21	Bojan Popovic	6-3	Jr.	G	Belgrade, Yugo.
30	Edmond Wilson	6-9	So.	F-C	Ellot, SC
32	Stefan Eggers	6-10	So.	F	Osnabruck, W Germany
34	Joe Rhett	6-8	Jr.	F	Columbia, SC
35	Chns Leso	6-8	So.	F	Spartanburg, SC
40	Barry Manning	6-4	Jr.	G	Columbia, SC
44	Michael Glover	6-5	Sr.	F	Columbia, SC
55	Jeff Roulston	7-0	Jr.	C	Summerville, SC

**1990-91 SCHEDULE**

N23-26	at Great Alaska Shootout	J23	at Davidson
N30-D1	at Tournament of Champions	J26	at Memphis State
D8	Temple	J29	at Augusta
D10	Baptist	J31	Tulane
D12	Furman	F2	Clemson
D22	St. Joseph's	F6	Louisville
D27-29	at ECAC Holiday Festival	F9	at Cincinnati
J2	Mercer	F14	at Tulane
J7	at Louisville	F16	at Southern Mississippi
J10	Southern Mississippi	F18	Winthrop
J12	Cincinnati	F23	Memphis State
J16	Virginia Tech	F27	at Virginia Tech
J19	Florida State	M2	at Florida State

1989-90 Record: 14-14  
Conference Record (Finish): 6-8 (T5th)  
Starters Returning: Six  
Letterwinners Returning: Nine Lost: One

**SOUTH FLORIDA**



Bobby Paschal



Rodenko Dobras

Jan. 19, 1991; 7:30 p.m.  
Sun Dome, Tampa, FL

**GENERAL INFORMATION**

Location: Tampa, FL  
Enrollment: 31,000  
Founded: 1956  
President: Dr. Francis T. Borkowski  
Athletic Director: Paul Griffin  
Nickname: Bulls  
Colors: Green & Gold  
Conference: Sun Belt  
Series Record: Maryland leads, 1-0

**SID INFORMATION**

Office Number: (813) 974-2125  
Director: John Gerdes  
Home Number: (813) 971-4967  
Assistant: John Renneker  
Home Number: (813) 576-7784  
Mailing Address: PED 214  
Tampa, FL 33620  
Press Row Phone: (813) 974-3287  
Fax Number: (813) 974-5328

**BASKETBALL INFORMATION**

Head Coach: Bobby Paschal  
Alma Mater, Year: Stetson, 1964  
Record at School, Years: 41-74, 4 years  
Career Record, Years: 194-159, 12 years  
Office Phone: (813) 974-3105  
Best Time to Reach: 10 to 11:30 a.m.  
Assistant Coaches: Dennis Donaldson (Corpus Christi, 1972)  
Bobby Bowman (Florida Southern, 1967)  
Tommy Tonelli (South Florida, 1986)  
Rodney Tenton (San Francisco, 1988)

**1990-91 ROSTER**

No.	Name	Ht.	Yr.	Pos.	Hometown
0	Marvin Taylor	6-1	Sr.	G	Yazoo City, MS
3	David Williams	6-6	Jr.	F	Washington D.C.
5	Fred Lewis	6-7	Jr.	F	Tampa, FL
10	Steve Williams	6-5	Sr.	F	Hallandale, FL
11	Tony Armstrong	6-1	Sr.	G	Haines City, FL
21	Gary Alexander	6-7	Jr.	F	Jacksonville, FL
22	Maurice Webster	6-1	Sr.	G	Pensacola, FL
31	Rodenko Dobras	6-7	Jr.	G	Yugoslavia
32	Bobby Russell	6-5	Jr.	F	Ft. Lauderdale, FL
33	Jarvis Jackson	6-7	So.	F	Chattahoochee, FL
34	Chad Dollar	6-1	Fr.	G	Atlanta, GA
43	Chns Risey	6-8	Sr.	F	New Orleans, LA
44	Landon Edmond	6-7	Jr.	F	San Jose, CA
54	Scott Roczey	6-9	Jr.	F	Los Angeles, CA

**1990-91 SCHEDULE**

N24	Florida	J19	Maryland
D3	Bethune Cookman	J22	at South Alabama
D5	Miami	J26	Xavier
D8	at Florida International	J31	UNC-Charlotte
D15	Stetson	F4	Florida International
D18	at Florida State	F7	at Virginia Commonwealth
D22	at Old Dominion	F9	South Alabama
D28-29	at Tampa Tribune Inv.	F11	at Jacksonville
J4	at Stetson	F14	Alabama-Birmingham
J7	Jacksonville	F16	Virginia Commonwealth
J12	Western Kentucky	F18	at Western Kentucky
J17	at Alabama-Birmingham	F21	Old Dominion
		F23	at UNC-Charlotte
		F25	at Miami


1989-90 Record: 20-11  
Conference Record (Finish): 9-5 (2nd)  
Starters Returning: Four  
Letterwinners Returning: Ten Lost: Two

**SOUTHERN CALIFORNIA**

TROJANS



George Raveling



Ronnie Coleman

Nov. 28, 1990; 7:30 p.m.  
Cole Field House

**GENERAL INFORMATION**

Location: Los Angeles, CA  
Enrollment: 28,895  
Founded: 1880  
President: Dr. James Zumberge  
Athletic Director: Dr. Mike McGee  
Nickname: Trojans  
Colors: Cardinal & Gold  
Conference: Pac-10  
Series Record:

**SID INFORMATION**

Office Number: (213) 743-2224  
Director: Tim Tessalone  
Home Number: (213) 540-7052  
Assistant: Gary Pine  
Home Number: (213) 947-2779  
Mailing Address: USC Sports Information  
HER 103  
Los Angeles, CA 90089-0601  
Press Row Phone: (213) 748-6136  
Fax Number: (213) 743-2989

**BASKETBALL INFORMATION**

Head Coach: George Raveling  
Alma Mater, Year: Villanova, 1960  
Record at School, Years: 38-78, 4 years  
Career Record, Years: 259-252, 18 years  
Office Phone: (213) 743-8848  
Best Time to Reach: 10 a.m. to Noon  
Assistant Coaches: Brian Hammel (Bentley, 1975)  
Charlie Parker (Findlay, 1972)  
Dean Keener (Davidson, 1988)

**1990-91 ROSTER**

No.	Name	Ht.	Yr.	Pos.	Hometown
3	Thurman Brown	6-0	Sr.	G	Garden Grove, CA
4	Keith Greeley	6-8	So.	F-C	Riverside, CA
5	Rodney Chatman	6-3	So.	G	New Smyrna Beach, FL
11	Phil Glenn	6-1	So.	G	Winston-Salem, NC
12	Duane Cooper	6-1	Jr.	G	Compton, CA
20	Robert Pack	6-2	Sr.	G	New Orleans, LA
21	Lorenzo Orr	6-7	Fr.	F	Detroit, MI
23	Harold Miner	6-5	So.	G	Inglewood, CA
24	Ronnie Coleman	6-6	Sr.	F	Compton, CA
25	Bosco Kante	6-2	Fr.	G	Portland, OR
33	Mark Boyd	6-7	Fr.	F	Stone Mountain, GA
34	Calvin Banks	6-6	Sr.	F	Toledo, OH
41	Wayne Butts	6-6	Fr.	F	Milledgeville, GA
42	Yamen Sanders	6-9	Jr.	C	Detroit, MI
44	Cordell Robinson	6-9	Jr.	C	Detroit, MI
50	Kraig Conger	6-9	Fr.	C	Colorado Springs, CO

**1990-91 SCHEDULE**

N24	Chicago State	J24	at Oregon
N28	at Maryland	J26	at Oregon State
D1	Miami	J30	UCLA
D4	San Diego State	F4	CS-Northridge
D8	at Colorado State	F7	Arizona State
D12	at Notre Dame	F9	Arizona
D22	Augusta	F14	at Stanford
D28	Harvard (at Long Beach, CA)	F16	at California
D29	Brooklyn (at Long Beach, CA)	F21	Oregon State
J2	at UCLA	F23	Oregon
J10	at Arizona	F28	at Washington
J12	at Arizona State	M2	at Washington State
J17	California	M7	Washington
J19	Stanford	M9	Washington State

1989-90 Record: 12-16

Conference Record (Finish): 6-12 (T7th)

Starters Returning: Four

Letterwinners Returning: Eight Lost: Two

**TOWSON STATE**



Terry Truax



Devin Boyd

Nov. 26, 1990; 7:30 p.m.  
Cole Field House

**GENERAL INFORMATION**

Location: Towson, MD  
Enrollment: 14,958  
Founded: 1866  
President: Dr. Hoke L. Smith  
Athletic Director: Bill Hunter  
Nickname: Tigers  
Colors: Gold, Black & White  
Conference: East Coast  
Series Record: Maryland leads, 5-0

**SID INFORMATION**

Office Number: (301) 830-2232  
Director: Peter Schlehr  
Home Number: (301) 838-9221  
Associate: Dan O'Connell  
Home Number: (301) 836-8349  
Mailing Address: SID Office, TSU  
Towson Center  
Towson, MD 21204-7097  
Press Row Phone: (301) 830-3286  
Fax Number: (301) 830-3861

**BASKETBALL INFORMATION**

Head Coach: Terry Truax  
Alma Mater, Year: Maryland, 1968  
Record at School, Years: 90-115, 7 years  
Career Record, Years: Same  
Office Phone: (301) 830-3173  
Best Time to Reach: 10 a.m. to 11 a.m.  
Assistant Coaches: Jim Meil (Lehigh, 1982)  
Michael Hunt (Furman, 1984)  
1989-90 Record: 18-13  
Conference Record (Finish): 8-6 (1st)  
Starters Returning: One  
Letterwinners Returning: Seven Lost: Five

**1990-91 ROSTER**

No.	Name	Ht.	Yr.	Pos.	Hometown
10	Devin Boyd	6-2	Jr.	G	Baltimore, MD
11	Lewis Waller	5-10	Sr.	G	Wilmington, DE
30	Craig Valentine	6-2	So.	G	Columbia, MD
33	William Giffin	6-6	So.	C	Pittsburgh, PA
34	Chuck Lightning	6-5	Jr.	F	Silver Spring, MD
40	Scott Heidler	6-8	So.	C	Virginia Beach, VA
44	Larry Brown	6-7	So.	F	Ambler, PA
24	Tom Caldwell	6-8	Fr.	F	Trenton, NJ
31	Matt Campbell	6-6	Fr.	F	Annapolis, MD
21	Terrance Jacobs	6-3	Jr.	G	Baltimore, MD
42	John James	6-7	Fr.	F	Wilmington, DE
22	Mike Manns	6-1	Jr.	G	Towson, MD
25	Andrew Mason	6-5	Fr.	F	Oxon Hill, MD
5	Myron Ray	6-3	Jr.	G	Wheeling, WV
35	Patrick Manning	6-5	Fr.	F	Annapolis, MD

**1990-91 SCHEDULE**

N24	at Dayton	J26	at Maryland-Balt. Co.
N26	at Maryland	J28	at Bucknell
N30-D1	Beltway Classic	J30	Delaware
D5	Navy	F2	at Rider
D18	at Howard	F4	Loyola (Md.)
D20	Syracuse (at Hershey, PA)	F6	at American
D28-29	at Blue Angels Tournament	F9	Central Connecticut
J4	Bucknell	F13	Drexel
J7	at Lehigh	F16	at Hofstra
J12	at Central Connecticut	F20	at Delaware
J16	Rider	F23	Youngstown State
J19	Hofstra	F25	at Virginia
J23	at Drexel		

**VIRGINIA**



Jeff Jones



John Crotty

Jan. 16, 1991; 7:30 p.m.  
Cole Field House

March 2, 1991; 1 p.m.  
University Hall, Charlottesville, VA  
Raycom/Jefferson-Pilot Telecast, Delayed

**GENERAL INFORMATION**

Location: Charlottesville, VA  
Enrollment: 17,444  
Founded: 1819  
President: John Casteen III  
Athletic Director: Jim Copeland  
Nickname: Cavaliers  
Colors: Orange & Blue  
Conference: Atlantic Coast  
Series Record: Maryland leads, 83-49

**SID INFORMATION**

Office Number: (804) 982-5500  
Director: Rich Murray  
Home Number: (804) 978-2966  
Assistant: Jeff Spelman  
Home Number: (804) 973-2806  
Mailing Address: P. O. Box 3785  
Charlottesville, VA 22903  
Press Row Phone: (804) 296-5910  
Fax Number: (804) 924-6031

**BASKETBALL INFORMATION**

Head Coach: Jeff Jones  
Alma Mater, Year: Virginia, 1982  
Record at School, Years: First Year  
Career Record, Years: Same  
Office Phone: (804) 982-5400  
Best Time to Reach: Mornings  
Assistant Coaches: Brian Ellerbe (Rutgers, 1985)  
Dennis Wolff (Connecticut, 1978)  
Tom Perrin (Vermont, 1979)

**1990-91 ROSTER**

No.	Name	Ht.	Yr.	Pos.	Hometown
4	Terry Kirby	6-3	So.	G	Tabb, VA
5	Berne Flonani	5-10	Sr.	G	Dover, DE
10	Anthony Oliver	6-4	Jr.	G	Faison, NC
11	Doug Smith	6-1	So.	G	Fayetteville, TN
12	Kenny Turner	6-6	Sr	F	Indianapolis, IN
15	Chris Havbeck	6-5	Fr.	G	Weston, MA
20	Bryant Stuth	6-5	Jr.	F-G	Freeman, VA
21	Derrick Johnson	6-2	Fr.	G	Plainfield, NJ
22	John Crotty	6-1	Sr	G	Spring Lake, NJ
23	Blair Ford	6-2	So.	G	Atlanta, GA
24	Dirk Katstra	6-6	Sr.	G-F	Stilwell, KS
30	Matt Blundin	6-7	Sr	F	Milmont Park, PA
31	Bobby Graves	6-4	Fr.	G	Herndon, VA
33	Cornel Parker	6-7	Fr.	G-F	Norfolk, VA
42	Ted Jeffries	6-9	So.	F-C	Bowie, MD
44	Corey Stewart	6-7	Fr.	F	Hampton, VA
52	Shawn Wilson	6-11	Fr.	F-C	Franklin, TN

**1990-91 SCHEDULE**

N23-26	at Great Alaska Shootout	J26	at Notre Dame
N30	New Orleans	J29	N.C. State
D1	Winthrop College	F2	Wake Forest
D3	Pittsburgh (at Richmond)	F4	Radford
D8	Vanderbilt	F7	at Duke
D20	at Marshall	F9	at North Carolina
D29	at Minnesota	F10	at Wake Forest
J2	at Marquette	F13	Fairfield
J5	Duke	F16	Clemson
J8	at Clemson	F19	Georgia Tech
J12	North Carolina	F23	at N.C. State
J16	Maryland	F25	Towson State
J19	at Georgia Tech	M2	Maryland
J21	Davidson College		
J23	Virginia Tech (at Richmond)		

1989-90 Record: 20-12  
Conference Record (Finish): 6-8 (T5th)  
Starters Returning: Five  
Letterwinners Returning: Nine Lost: Two

**VIRGINIA TECH**



Frankie Allen



David Herbster

Feb. 19, 1991; 7:30 p.m.  
Cassell Coliseum, Blacksburg, VA

**GENERAL INFORMATION**

Location: Blacksburg, VA  
Enrollment: 22,900  
Founded: 1872  
President: Dr. James D. McComas  
Athletic Director: Dave Braine  
Nickname: Hokies  
Colors: Maroon & Orange  
Conference: Metro  
Series Record: Maryland leads, 22-3

**SID INFORMATION**

Office Number: (703) 231-6726  
Director: Dave Smith  
Home Number: (703) 951-8024  
Assistant: Anne Panella  
Home Number: (703) 626-7842  
Mailing Address: P. O. Box 158  
Blacksburg, VA 24063-0158  
Fax Number: (703) 231-6984

**BASKETBALL INFORMATION**

Head Coach: Frankie Allen  
Alma Mater, Year: Roanoke College, 1971  
Record at School, Years: 43-45, 3 years  
Career Record, Years: Same  
Office Phone: (703) 231-6725  
Best Time to Reach: 11 a.m. to Noon  
Assistant Coaches: Ron Carr (Wolford, 1982)  
Tic Price (Virginia Tech, 1979)  
Jim Baker (Catawba, 1978)

1989-90 Record: 13-18  
Conference Record (Finish): 5-9 (7th)  
Starters Returning: Four  
Letterwinners Returning: Nine Lost: Three

**1990-91 ROSTER**

No.	Name	Ht.	Yr.	Pos.	Hometown
5	Rod Wheeler	5-10	So.	G	Highland Springs, VA
10	Jay Purcell	6-3	Fr.	G	Blacksburg, VA
11	Donald Corker	6-3	Fr.	G	Decatur, GA
21	John Rivers	6-5	Jr.	F	Moncks Corner, SC
22	Corey Jackson	6-7	Fr.	G-F	Ahef, TX
23	J.J. Burton	6-1	So.	G	Tabb, VA
24	Dirk Williams	6-4	So.	F	Williamsburg, VA
25	Antony Moses	6-5	Sr.	F	Florence, SC
31	Mike Holland	6-2	Jr.	G	Roanoke, VA
40	Jimmy Carruth	6-10	Fr.	C	Port Arthur, TX
41	Thomas Elliott	6-7	So.	F	Chattanooga, TN
44	Enk Wilson	7-0	Jr.	F	Detroit, MI
45	David Herbster	6-9	Sr.	C	Chantilly, VA
53	Ibraheem Oladotun	6-8	Sr.	C	Lago, Nigeria

**1990-91 SCHEDULE**

N24	Virginia Military Inst.	J23	Virginia (at Richmond)
N28	James Madison	J26	Florida State
D1	William & Mary	J30	at Louisville
D8	at Old Dominion	F2	at West Virginia
D11	at Virginia Commonwealth	F4	Richmond
D22	at George Washington	F7	at Southern Mississippi
D28-29	at Times Dispatch Tournament	F9	at Tulane
		F13	Louisville
J3	at Marshall	F16	Cincinnati
J5	Memphis State	F19	Maryland
J10	Tulane	F23	at Florida State
J12	Southern Mississippi	F27	South Carolina
J16	at South Carolina	M2	at Memphis State
J19	at Cincinnati		

**WAKE FOREST**



Jan. 2, 1991; 7:30 p.m.  
Joel Memorial Coliseum, Winston-Salem, NC

Feb. 23, 1991; 1 p.m.  
Cole Field House  
Raycom/Jefferson-Pilot Telecast, Delayed

**GENERAL INFORMATION**

Location: Winston-Salem, NC  
Enrollment: 3,400  
Founded: 1834  
President: Dr. Thomas K. Hearn, Jr.  
Athletic Director: Dr. Gene Hooks  
Nickname: Demon Deacons  
Colors: Old Gold & Black  
Conference: Atlantic Coast  
Series Record: Maryland leads, 41-39

**SID INFORMATION**


Office Number: (919) 759-5640  
Director: John Justus  
Home Number: (919) 722-1094  
Mailing Address: P.O. Box 7426  
Winston-Salem, NC 27109  
Press Row Phone: (919) 727-2945  
Fax Number: (919) 759-5140

**BASKETBALL INFORMATION**

Head Coach: David Odom  
Alma Mater, Year: Guilford, 1965  
Record at School, Years: 12-16, 1 year  
Career Record, Years: 50-58, 4 years  
Office Phone: (919) 759-5622  
Best Time to Reach: 9 to 11 a.m.  
Assistant Coaches: Jerry Wainwright (Colorado College, 1968)  
Ricky Stokes (Virginia, 1984)  
Larry Davis (Asbury College, 1978)



Dave Odom



Anthony Tucker

**1990-91 ROSTER**

No.	Name	Ht.	Yr.	Pos.	Hometown
3	David Hedgecoe	5-11	So.	G	Fayetteville, NC
4	Dernck McQueen	5-11	Jr.	G	Darlington, SC
13	Steve Ray	6-0	Sr.	G	Burnsville, NC
21	Robert Siler	6-3	Sr.	G	Siler City, NC
22	Randolph Childress	6-2	Fr.	G	Clinton, MD
23	Robert Doggett	6-3	Fr.	G	Reidsville, NC
25	Marc Blucas	6-3	Fr.	G	Girard, PA
30	Tom Wise	6-9	Sr.	C	Winchester, VA
31	Anthony Tucker	6-8	Jr.	F	Washington D.C.
34	Todd Sanders	6-6	Sr.	F	Pittsboro, NC
40	Trelonnie Owens	6-8	Fr.	F	Bladenboro, NC
44	Chris King	6-8	Jr.	F	Newton Grove, NC
45	Phil Medlin	6-9	Jr.	C	Greenville, NC
51	Stan King	7-0	Fr.	C	Jamaica, NY
54	Rodney Rogers	6-7	Fr.	F	Durham, NC
55	Mark Forester	6-6	So.	F	Concord, NC

**1990-91 SCHEDULE**

N23	Howard	J23	North Carolina
	N24Fairleigh Dickinson	J28	Miami
N27	at Alabama	J31	Winthrop
D1	at Tulane	F2	at Virginia
D6	Villanova (in Chapel Hill, NC)	F4	at William & Mary
D20	at Davidson	F6	Bucknell
D22	Richmond	F10	Virginia
J2	Maryland	F13	at North Carolina
J6	at Georgia Tech	F16	Duke
J9	Colorado	F23	at Maryland
J12	at Clemson	F24	Clemson
J14	at Duke	F27	New Hampshire
J19	N.C. State	M2	at N.C. State

1989-90 Record: 12-16  
Conference Record (Finish): 3-11 (8th)  
Starters Returning: Four  
Letterwinners Returning: Eight Lost: Four

**WEST VIRGINIA**



Dec. 1, 1990; 4 p.m.  
WVU Coliseum, Morgantown, WV

**GENERAL INFORMATION**

Location: Morgantown, WV  
Enrollment: 20,000  
Founded: 1867  
President: Neil Bucklew  
Athletic Director: Ed Pastilong  
Nickname: Mountaineers  
Colors: Old Gold & Blue  
Conference: Atlantic 10  
Series Record: West Virginia leads, 20-13

**SID INFORMATION**


Office Number: (304) 293-2821  
Director: Shelly Poe  
Home Number: (304) 599-7259  
Assistant: Mike Fragale  
Home Number: (304) 599-3806  
Mailing Address: P.O. Box 877  
Morgantown, WV 26507  
Press Row Phone: (304) 293-2821  
Fax Number: (304) 293-4105

**BASKETBALL INFORMATION**

Head Coach: Gale Catlett  
Alma Mater, Year: West Virginia, 1963  
Record at School, Years: 249-119, 12 years  
Career Record, Years: 375-163, 18 years  
Office Phone: (304) 293-2193  
Best Time to Reach: Early afternoon  
Assistant Coaches: Gary McPherson (Washington & Lee, 1958)  
Ron Brown (John Jay, 1977)  
Butch Haswell (Fairmont State, 1973)



Gale Catlett



Charles Becton

**1990-91 ROSTER**


No.	Name	Ht.	Yr.	Pos.	Hometown
3	Tracy Shelton	6-0	Jr.	G	Oak Hill, WV
11	Chns Leonard	6-4	Jr.	G	Purcellville, VA
15	Marsalis Basey	5-8	Fr.	G	Martinsburg, WV
20	Anthony Williams	6-6	So.	G	College Park, GA
21	Shaun Jackson	6-4	Sr.	F	Jacksonville, FL
22	Rickey Robinson	6-7	Fr.	F	Roselle, NJ
23	Chris Brooks	6-6	Sr.	F	Bronx, NY
24	Charles Becton	6-7	Sr.	F	Ft. Washington, MD
30	Tim McNeely	6-3	Jr.	G	Chapmanville, WV
31	Lawrence Pollard	6-5	Fr.	G-F	Brooklyn, NY
32	Mike Boyd	6-1	Fr.	G	Orange, NJ
34	Thomas Kroger	6-10	Jr.	C	Gainesville, FL
40	Jeremy Bodkin	6-8	So.	F	Upper Tract, WV
41	Pervures Green	6-8	Fr.	F	Oak Hill, WV
42	Jumor Robinson	6-10	Sr.	C	Washington, D.C.
45	Phil Wilson	6-8	Fr.	F	Bowie, MD
55	Matt Roadcap	6-9	So.	C	Millersburg, PA

**1990-91 SCHEDULE**

N27	Robert Morris	J24	George Washington
D1	Maryland	J26	St. Joseph's
D4	at Marshall	J29	at George Washington
D8	at Pittsburgh	J31	Penn State
D18	Old Dominion	F2	Virginia Tech
D21	at UNC-Charlotte	F6	at Massachusetts
J3	St. Bonaventure	F10	at Temple
J5	Miami	F12	Massachusetts
J7	Duquesne	F14	Rhode Island
J10	at Penn State	F17	at Duquesne
J12	Rutgers	F21	at St. Bonaventure
J15	at Notre Dame	F23	Temple
J19	at Rutgers	F26	at St. Joseph's
J21	at Rhode Island		

1989-90 Record: 16-12  
Conference Record (Finish): 12-6 (3rd)  
Starters Returning: Four  
Letterwinners Returning: Eleven Lost: Two

# TERP RECORD BOOK



# TERPS FINAL 1989-90 STATS

## RECORD 19-14

PLAYER	G/GS	/— TOTAL —/		/— 3PT —/		FT/FTA	FT%	PTS	AVG	DEF	TOT	REB	AVG	PF/D	AST	TO	BLK	STL	MIN
		FG/FGA	FG%	FG/FGA	FG%														
Jerrold Mustaf	33/33	236/446	.529	10/20	.500	127/164	.774	609	18.5	77	177	254	7.7	66/0	60	88	22	18	1048
Tony Massenburg	31/31	206/408	.505	0/2	.000	145/201	.721	557	18.0	120	194	314	10.1	94/3	20	65	37	28	973
Walt Williams	33/31	143/296	.483	30/67	.448	104/134	.776	420	12.7	41	97	138	4.2	115/7	149	125	34	57	993
Teyon McCoy	32/30	103/255	.404	64/164	.390	71/99	.717	341	10.7	20	56	76	2.4	95/4	115	61	3	25	992
Jesse Martin	33/29	131/264	.496	1/4	.250	64/89	.719	327	9.9	58	73	131	4.0	92/5	94	63	8	26	815
Evers Burns	28/0	57/105	.543	1/1	1.000	5/22	.227	120	4.3	31	44	75	2.7	27/0	7	18	5	7	240
Kevin McLinton	6/3	7/16	.438	0/0	.000	8/9	.889	22	3.7	0	4	4	.7	12/0	17	20	0	4	102
Vince Broadnax	33/2	38/69	.551	0/0	.000	39/55	.709	115	3.5	28	40	68	2.1	65/1	47	25	3	12	513
Cedric Lewis	33/5	38/89	.427	0/0	.000	25/45	.556	101	3.1	34	66	100	3.0	59/0	16	31	49	19	435
Rodney Walker	9/0	9/14	.643	0/0	.000	3/5	.600	21	2.3	6	4	10	1.1	7/0	1	2	1	1	51
Mike Anderson	25/0	13/40	.325	2/12	.167	26/36	.722	54	2.2	5	18	23	.9	30/0	34	42	0	9	248
Curley Young	20/1	10/33	.303	1/3	.333	8/18	.445	29	1.5	9	13	22	1.1	23/0	12	12	0	6	106
Max Etienne	10/0	5/8	.625	0/0	.000	2/4	.500	12	1.2	2	1	3	.3	4/0	0	0	0	0	18
Matt Kaluzienski	12/0	4/6	.667	1/1	1.000	1/2	.500	10	.8	1	7	8	.7	2/0	1	7	0	0	30
Mitch Kasoff	16/0	1/19	.050	0/4	.000	5/10	.500	7	.4	5	8	13	.8	12/0	10	8	0	5	51
Kevin Chamberlain	6/0	1/5	.200	0/0	.000	0/0	.000	2	.3	1	0	1	.2	1/0	0	0	0	0	10
Team Rebounds												111							
<b>TERPS</b>	<b>33/33</b>	<b>1002/2073</b>	<b>.483</b>	<b>110/278</b>	<b>.396</b>	<b>633/893</b>	<b>.709</b>	<b>2747</b>	<b>83.2</b>	<b>438</b>	<b>802</b>	<b>1351</b>	<b>40.9</b>	<b>704/20</b>	<b>583</b>	<b>567</b>	<b>162</b>	<b>217</b>	<b>—</b>
Team Rebounds												122							
<b>Opponent Totals</b>	<b>33/33</b>	<b>911/2122</b>	<b>.429</b>	<b>175/490</b>	<b>.357</b>	<b>566/811</b>	<b>.698</b>	<b>2563</b>	<b>77.7</b>	<b>446</b>	<b>676</b>	<b>1244</b>	<b>37.7</b>	<b>692/25</b>	<b>535</b>	<b>551</b>	<b>103</b>	<b>238</b>	<b>—</b>

# TERPS FINAL 1990 ACC STATS

## RECORD 6-8 (T5TH)

PLAYER	G/GS	/— TOTAL —/		/— 3PT —/		FT/FTA	FT%	PTS	AVG	DEF	TOT	REB	AVG	PF/D	AST	TO	BLK	STL	MIN
		FG/FGA	FG%	FG/FGA	FG%														
Jerrold Mustaf	14/14	109/208	.524	6/13	.462	59/75	.787	283	20.2	35	73	108	7.7	29/0	15	39	12	10	471
Tony Massenburg	14/14	107/209	.512	0/1	.000	64/87	.736	278	19.9	55	95	150	10.7	47/2	11	36	13	8	461
Walt Williams	14/14	73/143	.511	17/31	.548	59/73	.808	222	15.9	22	57	79	5.6	49/4	79	64	14	24	487
Jesse Martin	14/14	56/120	.467	1/3	.333	21/31	.677	134	9.6	23	29	52	3.7	54/4	43	31	1	11	368
Teyon McCoy	14/14	38/90	.422	20/56	.357	28/43	.651	124	8.9	9	30	39	2.8	52/4	51	24	0	7	457
Vince Broadnax	14/0	13/27	.482	0/0	.000	13/20	.650	39	2.8	8	18	26	1.9	31/1	25	10	1	3	236
Mike Anderson	13/0	8/21	.381	1/5	.200	14/18	.778	31	2.4	2	9	11	.9	23/0	14	25	0	4	113
Evers Burns	11/0	10/21	.476	1/1	1.000	0/3	.000	21	1.9	7	8	15	1.4	13/0	1	6	0	3	67
Cedric Lewis	14/0	10/27	.370	0/0	.000	3/8	.375	23	1.6	8	16	24	1.7	23/0	5	11	18	6	128
Matt Kaluzienski	2/0	1/1	1.000	0/0	.000	0/0	.000	2	1.0	0	1	1	.5	0/0	0	1	0	0	3
Rodney Walker	2/0	1/1	1.000	0/0	.000	0/0	.000	2	1.0	1	0	1	.5	0/0	0	0	0	0	2
Curley Young	6/0	2/8	.250	0/1	.000	0/2	.000	4	.7	1	1	2	.3	5/0	9	2	0	2	25
Max Etienne	2/0	0/1	.000	0/0	.000	0/0	.000	0	0	0	0	0	0	0/0	0	0	0	0	2
Mitch Kasoff	3/0	0/1	.000	0/1	.000	0/2	.000	0	0	1	0	1	.3	3/0	0	2	0	0	5
Team Rebounds												41							
<b>TERPS</b>	<b>14/14</b>	<b>428/878</b>	<b>.488</b>	<b>46/112</b>	<b>.411</b>	<b>261/362</b>	<b>.721</b>	<b>1163</b>	<b>83.1</b>	<b>172</b>	<b>337</b>	<b>550</b>	<b>39.3</b>	<b>329/15</b>	<b>253</b>	<b>251</b>	<b>59</b>	<b>78</b>	<b>—</b>
Team Rebounds												47							
<b>Opponent Totals</b>	<b>14/14</b>	<b>414/887</b>	<b>.467</b>	<b>79/197</b>	<b>.401</b>	<b>277/390</b>	<b>.710</b>	<b>1184</b>	<b>84.6</b>	<b>177</b>	<b>290</b>	<b>514</b>	<b>36.7</b>	<b>285/8</b>	<b>242</b>	<b>221</b>	<b>49</b>	<b>109</b>	<b>—</b>

# 1989-90 INDIVIDUAL POINTS - REBOUNDS - ASSISTS

(\* denotes starters)

OPPONENT	W-L	SCORE	12 ANDER	40 BROAD	33 BURNS	24 CHAM	31 ETIE.	13 KALU	5 KASOFF	43 LEWIS	14 MARTIN	25 MASSEN	11 McCOY	22 McLIN	32 MUSTAF	30 WALKER	42 WILLIAMS	21 YOUNG
DELAWARE ST.	W	87-53		10-4-2	6-6-0	0-0-0	2-0-0	4-2-0	0-2-2	*4-11-2	12-7-0	DNP	0-2-1	*8-1-7	*30-11-3	DNP	*11-3-2	*0-4-0
AUGUSTA COL. @ S. Carolina	L	51-52		0-0-0	0-0-0	DNP	DNP	DNP	DNP	*10-7-0	2-1-1	*10-6-0	15-2-3	*0-0-1	*12-7-0	DNP	*2-3-1	0-0-0
@ Army	W	78-60		2-2-0	0-2-0	DNP	0-0-0	DNP	0-0-0	*2-2-0	2-1-0	*20-14-1	*17-3-6	0-0-1	*19-4-3	8-3-0	*8-3-6	0-0-0
! Connecticut	L	65-87		3-0-0	5-3-0	DNP	DNP	0-0-0	2-0-2	*0-2-0	2-0-0	*11-9-1	*5-1-4	4-2-5	*25-5-0	2-1-0	*4-5-3	2-1-0
JACKSONVILLE	W	68-53		*2-5-0	12-6-0	DNP	0-0-0	2-1-0	0-0-0	4-5-1	*7-3-2	*8-5-0	*9-2-2	0-1-1	*13-11-5	DNP	11-8-2	DNP
COPPIN STATE	L	63-70	0-0-0	*0-1-0	4-5-2	DNP	DNP	0-0-0	0-2-2	4-5-0	*0-4-3	*8-10-0	*20-1-0	INJ	*17-4-3	DNP	9-2-2	1-2-1
# George Mason	W	104-86	2-2-4	2-1-2	14-7-0	0-0-0	0-0-0	0-0-0	0-0-0	13-2-1	*21-7-6	*17-8-0	*21-3-6	INJ	*9-5-3	3-0-0	*2-1-7	0-0-0
# E. Tenn. St.	W	91-86	2-0-1	2-0-0	4-4-1	DNP	DNP	DNP	0-0-0	5-5-0	*21-3-1	*15-12-2	*13-1-5	INJ	*16-9-5	DNP	*13-1-6	DNP
# Cal-St. Sac.	W	98-68	0-2-3	5-1-1	12-8-1	0-0-0	2-0-0	0-0-0	1-2-0	4-7-0	*17-9-3	*15-7-0	*6-2-2	INJ	*21-8-5	0-1-0	*13-2-5	2-3-1
ALCORN STATE	W	110-91	INJ	10-2-1	17-8-1	0-0-0	0-0-0	0-0-0	0-0-0	2-4-4	*17-10-5	*20-8-0	*16-2-5	INJ	*14-10-0	1-2-1	*10-6-6	3-1-1
* WAKE FOREST	W	88-82	2-0-3	8-1-4	0-0-0	DNP	DNP	DNP	DNP	1-2-0	*4-1-2	*21-11-2	*19-7-4	INJ	*18-7-1	INJ	*15-2-5	DNP
* at Clemson	L	77-82	1-2-0	4-4-2	0-0-0	DNP	DNP	DNP	DNP	2-1-0	*6-5-4	*15-5-1	*11-1-2	INJ	*20-8-0	DNP	*18-11-4	DNP
* N. CAROLINA	W	98-88	2-1-0	4-1-2	DNP	DNP	DNP	DNP	DNP	2-3-0	*7-1-2	*17-7-0	*14-2-5	INJ	*19-7-2	DNP	*33-6-9	DNP
* at Duke	L	80-91	8-1-2	0-1-1	4-1-0	DNP	DNP	DNP	DNP	6-2-0	*18-5-2	*12-12-0	*6-3-4	INJ	*16-6-0	DNP	*10-4-4	DNP
* at Virginia	W	74-72	2-0-1	6-3-3	0-1-0	DNP	DNP	DNP	DNP	0-3-0	*12-3-3	*23-9-0	*0-1-1	INJ	*19-2-1	DNP	*12-7-8	DNP
% at Boston U.	L	61-65	1-0-0	4-4-2	DNP	DNP	DNP	DNP	DNP	2-0-0	*13-3-4	*19-6-1	*10-2-5	INJ	*4-7-3	DNP	*8-2-1	DNP
SOUTH FLORIDA	W	84-66	3-2-5	0-3-1	6-3-1	DNP	DNP	2-1-0	0-0-1	0-0-0	*9-1-4	*19-11-0	*9-1-7	INJ	*23-5-3	0-1-0	*13-2-3	0-0-0
* at N.C. State	L	61-81	2-2-0	2-1-1	2-1-0	DNP	0-0-0	2-1-0	0-1-0	6-4-1	*14-5-1	*9-12-0	*2-1-2	INJ	*10-6-1	0-0-0	*10-2-4	2-0-1
VIRGINIA TECH	W	89-80	2-0-2	4-6-1	0-0-0	DNP	DNP	DNP	DNP	2-3-0	*16-2-2	*25-15-1	*21-4-4	INJ	*13-6-3	DNP	*6-6-5	DNP
* GEORGIA TECH	L	84-90	DNP	2-2-0	0-0-0	DNP	DNP	DNP	DNP	2-0-1	*11-5-6	*34-7-0	*5-3-1	INJ	*13-9-3	DNP	*17-6-9	DNP
* CLEMSON	L	73-75	0-0-1	0-0-0	2-2-0	DNP	DNP	DNP	DNP	0-1-0	*18-4-1	*16-10-0	*3-3-3	INJ	*17-5-2	DNP	*17-3-4	DNP
* DUKE	OT-L	111-114	5-1-1	2-1-4	9-6-1	DNP	DNP	DNP	0-0-0	0-0-0	*7-5-10	*28-11-1	*10-5-6	INJ	*35-12-0	DNP	*13-7-5	2-0-2
* at Ga. Tech	L	78-80	2-0-1	0-1-3	4-2-0	DNP	DNP	DNP	DNP	0-0-0	*8-4-3	*20-20-2	*5-3-3	INJ	*24-11-0	DNP	*15-4-7	0-1-2
* at N. Carolina	W	80-76	2-0-2	0-3-0	DNP	DNP	DNP	DNP	DNP	0-0-0	*10-3-4	*14-12-2	*22-4-5	INJ	*27-8-1	DNP	*5-5-8	0-0-2
* at USC	W	64-62	1-1-0	2-0-3	0-0-0	DNP	DNP	DNP	DNP	4-3-1	*6-3-6	*20-11-1	*10-2-2	INJ	*13-5-1	DNP	*8-4-2	0-0-0
Md.-Balt. Co.	W	113-61	4-3-0	6-0-3	7-5-0	2-1-0	2-1-0	0-1-1	4-2-2	8-4-1	*14-5-3	*11-9-1	*7-3-2	INJ	*19-9-1	5-1-0	*14-3-4	10-6-0
* at Wake Forest	L	74-84	0-0-0	2-4-1	0-0-0	DNP	DNP	DNP	DNP	0-2-1	*9-2-3	*29-14-0	*5-3-2	INJ	*23-9-0	DNP	*6-6-3	0-1-1
* N.C. STATE	W	96-95	3-2-2	3-0-2	DNP	DNP	DNP	DNP	DNP	0-2-1	*6-3-0	*24-13-2	*13-0-5	INJ	*22-11-3	DNP	*25-8-6	DNP
* VIRGINIA	W	89-74	2-2-1	6-4-2	0-2-0	DNP	0-0-0	0-0-0	0-0-0	4-4-1	*4-6-2	*16-7-1	*9-3-8	INJ	*20-7-1	2-1-0	*26-8-3	0-0-1
\$ Duke	L	84-104	0-1-1	11-2-2	0-0-0	DNP	DNP	DNP	0-0-0	3-3-1	*12-10-2	*18-12-0	*12-4-1	INJ	*7-8-3	DNP	*18-0-4	3-1-0
& MASSACHUSETTS	W	91-81	6-1-3	4-5-1	3-0-0	DNP	DNP	DNP	DNP	1-2-0	*6-1-3	*17-10-0	*19-1-6	INJ	*23-7-0	DNP	*10-2-2	2-0-0
& at Penn St.	L	78-80	2-0-1	2-1-2	DNP	DNP	DNP	DNP	DNP	3-5-0	*2-3-2	*26-11-1	*7-1-3	INJ	*22-10-1	DNP	*14-2-5	DNP

@ denotes Central Fidelity Holiday Classic, Richmond, VA, All-Tournament. Mustaf  
! denotes neutral site, Hartford Civic Center, Hartford, CT; ACC-Big East Challenge  
# denotes Chaminade Christmas Classic, Honolulu, HI, All-Tournament Martin (MVP), Massenburg  
\* denotes Atlantic Coast Conference Games  
% denotes game played at Boston Garden, Boston, MA

\$ denotes Atlantic Coast Conference Tournament, Charlotte, NC  
& denotes National Invitation Tournament  
HOME GAMES IN CAPS  
\*\* Mike Anderson did not join the squad until Dec. 11, 1989

## INDIVIDUAL GAME HIGHS

### MARYLAND

Points	35	by Jerrod Mustaf vs. Duke (2-10-90)
Points in 1st Half	23	by Tony Massenburg vs. Ga. Tech (2-3-90)
Points in 2nd Half	24	by Jerrod Mustaf vs. Duke (2-10-90)
Field Goals Made	16	by Jerrod Mustaf vs. Duke (2-10-90)
Field Goals Attempted	25	by Tony Massenburg vs. Ga. Tech (2-3-90)
Field Goal Percentage	1.000	(7-7) by T. Massenburg vs. Wake (1-4-90)
3PT Made	6	by Teyon McCoy vs. Alcorn State (12-12-89)
3PT Attempted	11	by Teyon McCoy vs. Alcorn State (12-30-89)
3PT Percentage	1.000	(4-4) by several Terps
Free Throws Made	13	by Walt Williams vs. UNC (1-10-90)
Free Throws Attempted	14	by Walt Williams vs. UNC (1-10-90)
Free Throw Percentage	1.000	(12-12) by T. Massenburg vs. Penn St.(3-19)
	.929	(13-14) by Walt Williams vs. UNC (1-10-90)
Rebounds	20	by Tony Massenburg vs. Ga Tech (2-13-90)
Offensive Rebounds	7	by Tony Massenburg vs. several opponents
Defensive Rebounds	13	by Tony Massenburg vs. Ga Tech (2-13-90)
Rebounds in a Half	12	by Tony Massenburg vs. Ga Tech (2-13-90)
Assists	10	by Jesse Martin vs. Duke (2-10-90)
Blocks	6	by Cedric Lewis vs. Del. State (11-25-89)
Steals	4	by several Terps
Minutes Played	42	by Teyon McCoy vs. Duke (2-10-90)

### OPPONENTS

Points	36	by Dennis Scott, Ga Tech (1-13-90)
Points in 1st Half	20	by Christian Laettner, Duke (1-13-90)
Points in 2nd Half	22	by several opponents
Field Goals Made	12	by several opponents
Field Goals Attempted	26	by Arthur Harris, Alcorn State (12-30-89)
Field Goal Percentage	.875	(7-8) by Christian Laettner, Duke (1-13-90)
	.800	(12-15) by Chris King, Wake Forest (1-4-90)
3PT Made	7	by Dennis Scott, Ga Tech (1-13-90)
3PT Attempted	12	by several opponents
3PT Percentage	.750	(6-8) by Reggie Issac, Coppin St. (12-12-89)
Free Throws Made	13	by Christian Laettner, Duke (1-13-90)
Free Throws Attempted	14	by several opponents
Free Throw Percentage	1.000	(13-13) by Christian Laettner, Duke (1-13)
Rebounds	17	by Chris King, Wake Forest (1-4-90)
Offensive Rebounds	7	by several opponents
Defensive Rebounds	11	by Joe Rhett, South Carolina (12-1-89)
Rebounds in a Half	10	by Chris King, Wake Forest (2nd, 1-4-90)
Assists	13	by Steve Smith, George Mason (12-22-89)
Blocks	4	by Elden Campbell, Clemson (1-6-90)
Steals	7	by Chris Corchiani, N.C. State (1-27-90)
Minutes Played	42	by Bobby Hurley, Duke (2-10-90)

# 1989-90 TEAM GAME-BY-GAME STATISTICS

TEAMS	FGM-FGA	PCT	3PM-3PA	PCT	FTM-FTA	PCT	AS	TO	BK	ST	PF-D	OR-DR	RBS	PTS
Delaware St.	18-73	.247	4-28	.143	13-23	.565	8	28	7	8	22-0	21-32	56	53
<b>MARYLAND</b>	35-75	.467	2-4	.500	15-30	.500	19	19	10	9	21-0	19-34	57	87
Augusta Col.	27-70	.386	7-25	.280	13-20	.650	16	29	5	6	26-1	15-21	39	74
<b>MARYLAND</b>	38-73	.521	2-3	.667	27-38	.711	15	23	5	9	21-0	17-32	50	105
@ S. Carolina	21-51	.412	6-13	.461	4-7	.571	8	17	7	5	22-1	10-27	37	52
<b>Maryland</b>	13-44	.295	3-7	.428	22-32	.687	6	15	2	7	16-0	12-22	34	51
@ Army	18-51	.353	2-2	1.000	22-33	.667	15	13	0	6	7-1	18-19	27	60
<b>Maryland</b>	30-59	.508	3-8	.375	15-22	.682	17	13	4	6	24-0	14-23	37	78
! Connecticut	32-71	.451	9-22	.409	14-27	.519	22	17	4	18	19-0	20-20	45	87
<b>Maryland</b>	24-57	.421	6-11	.545	11-20	.550	15	27	6	8	21-0	10-19	38	65
Jacksonville	20-64	.313	1-8	.125	12-17	.701	10	22	3	10	20-2	11-19	38	53
<b>MARYLAND</b>	25-62	.403	2-10	.200	16-25	.640	13	26	12	9	17-0	18-29	51	68
Coppin State	21-48	.437	7-9	.778	21-27	.777	12	14	5	3	15-0	9-21	35	70
<b>MARYLAND</b>	25-66	.379	6-14	.429	7-11	.636	13	14	6	3	22-1	16-20	40	63
# George Mason	31-77	.403	4-18	.222	20-29	.689	23	12	2	5	28-1	24-13	42	86
<b>Maryland</b>	41-67	.612	3-7	.428	19-29	.655	29	14	5	5	24-0	16-20	42	104
# E. Tenn. St.	32-64	.500	13-26	.500	9-12	.750	22	13	0	7	24-0	6-15	26	86
<b>Maryland</b>	30-59	.508	4-8	.500	27-33	.818	21	13	3	9	16-0	16-19	36	91
# Cal-St. Sac.	26-65	.400	4-22	.181	12-15	.800	17	13	0	10	24-1	7-14	23	68
<b>Maryland</b>	36-68	.529	2-10	.200	24-34	.705	21	14	4	10	19-0	23-29	54	98
Alcorn State	33-79	.418	8-19	.421	17-22	.773	17	22	4	3	25-3	16-23	43	91
<b>MARYLAND</b>	40-86	.465	4-14	.286	26-35	.743	24	14	7	8	17-0	24-29	56	110
* Wake Forest	32-57	.561	7-15	.467	11-21	.524	19	16	2	6	31-1	11-23	35	82
<b>MARYLAND</b>	29-51	.569	3-9	.333	27-44	.614	21	14	0	3	21-0	13-18	32	88
* CLEMSON	28-54	.519	6-14	.429	20-34	.588	22	20	7	11	23-0	8-27	40	82
<b>Maryland</b>	28-71	.394	3-8	.375	18-26	.692	13	18	3	5	29-2	12-25	47	77
* N. Carolina	30-58	.517	12-24	.500	16-22	.727	20	24	1	1	31-4	10-17	34	88
<b>MARYLAND</b>	29-55	.527	5-10	.500	35-46	.761	20	16	6	8	22-0	10-18	33	98
* DUKE	29-56	.518	6-13	.462	27-35	.771	18	25	2	9	22-0	11-18	31	91
<b>Maryland</b>	30-70	.429	3-9	.333	17-22	.773	13	22	3	10	27-1	20-15	37	80
* VIRGINIA	24-61	.393	5-14	.357	19-24	.792	16	9	2	4	12-0	12-21	37	72
<b>Maryland</b>	31-60	.517	2-6	.333	10-15	.667	17	9	4	4	20-0	6-23	33	74
% BOSTON UNIV.	24-58	.414	7-19	.368	10-11	.909	20	16	2	7	16-0	9-18	34	65
<b>Maryland</b>	22-50	.440	2-5	.400	15-19	.789	16	13	3	8	15-0	6-18	31	61
South Florida	28-67	.418	3-9	.333	7-15	.467	16	20	1	3	16-0	15-19	37	66
<b>MARYLAND</b>	36-59	.610	5-8	.625	7-10	.700	25	18	5	4	12-0	5-25	31	84
* N.C. STATE	22-53	.415	5-12	.417	32-39	.821	15	14	5	14	16-0	9-20	33	81
<b>Maryland</b>	26-60	.433	0-4	.000	9-14	.643	11	22	4	5	28-3	13-23	39	61
Virginia Tech	31-71	.437	7-18	.389	11-18	.611	13	14	1	8	22-1	12-18	32	80
<b>MARYLAND</b>	32-56	.571	5-10	.500	20-31	.645	18	20	9	6	12-1	13-29	43	89
* Ga Tech	33-65	.508	5-9	.556	19-25	.760	12	12	2	4	12-0	14-20	35	90
<b>MARYLAND</b>	36-68	.529	4-11	.364	8-10	.800	20	17	6	2	21-5	13-19	33	84
* Clemson	27-52	.519	0-6	.000	21-31	.677	15	20	8	4	17-0	13-21	38	75
<b>MARYLAND</b>	25-59	.424	3-10	.300	20-23	.870	11	16	2	9	26-2	8-20	32	73
* Duke	38-73	.521	4-7	.571	34-47	.723	19	19	0	8	25-1	14-23	39	114
<b>MARYLAND</b>	43-79	.544	4-9	.444	21-31	.677	30	25	4	5	38-5	16-32	48	111
* GA TECH	29-66	.439	9-19	.474	13-21	.619	20	13	5	10	13-1	10-23	36	80
<b>Maryland</b>	32-71	.451	3-5	.600	11-18	.611	21	16	3	6	17-1	16-30	49	78
* N. CAROLINA	32-74	.432	2-14	.405	10-13	.769	21	14	3	18	21-0	18-18	36	76
<b>Maryland</b>	30-56	.535	3-9	.333	17-28	.607	24	23	7	10	17-0	14-25	39	80
SOUTHERN CAL	19-63	.302	4-11	.364	20-28	.714	9	15	2	6	17-0	20-27	52	62
<b>Maryland</b>	27-62	.435	0-7	.000	10-16	.625	16	6	2	8	22-0	7-22	34	64
Md.-Balt. Co.	25-69	.362	1-19	.053	10-22	.455	14	24	2	0	31-3	13-23	39	61
<b>MARYLAND</b>	40-75	.533	2-9	.222	31-44	.705	18	18	2	12	23-0	19-34	57	113
* WAKE FOREST	32-72	.445	5-15	.333	15-27	.556	15	14	5	5	18-0	17-31	50	84
<b>Maryland</b>	25-68	.368	2-6	.333	22-27	.815	11	15	3	4	23-0	10-31	42	74
* N.C. State	33-74	.446	7-15	.467	22-26	.846	14	12	5	11	19-0	17-11	32	95
<b>MARYLAND</b>	34-57	.596	5-6	.833	23-28	.821	21	24	6	6	19-0	13-26	39	96
* Virginia	25-72	.347	6-20	.300	18-25	.720	16	9	2	4	25-1	13-17	35	74
<b>MARYLAND</b>	30-53	.566	6-10	.600	23-30	.767	20	17	8	1	21-0	11-33	47	89
\$ Duke	33-61	.541	4-9	.444	34-43	.791	16	14	6	10	27-0	14-20	35	104
<b>Maryland</b>	24-70	.343	7-16	.438	29-36	.806	14	18	5	8	28-2	22-19	44	84
& U. Mass.	31-68	.456	0-4	.000	19-25	.760	13	15	0	3	31-3	19-20	44	81
<b>MARYLAND</b>	30-54	.556	3-6	.500	28-39	.718	15	14	7	5	24-1	9-20	31	91
& PENN ST.	27-65	.415	5-12	.417	21-27	.778	22	12	3	11	20-0	16-21	39	80
<b>Maryland</b>	26-53	.491	3-9	.333	23-27	.852	15	17	6	5	24-0	7-26	35	78

Note: Total rebounds include team rebounds

HOME TEAM IN CAPS

@ denotes Central Fidelity Holiday Classic, Richmond, VA

! denotes neutral site, Hartford Civic Center, Hartford, CT; ACC-Big East Challenge

# denotes Chaminade Christmas Classic, Honolulu, HI

\* denotes Atlantic Coast Conference Game

% denotes game played at Boston Garden, Boston, MA

\$ denotes Atlantic Coast Conference Tournament, Charlotte, NC

& denotes National Invitation Tournament



# INDIVIDUAL RECORDS

## SCORING

### Game


1. 44 by Ernest Graham vs. N.C. State (12-20-78)
2. 41 by Len Bias at Duke (1-25-86)
3. 40 by Gene Shue vs. Wake Forest (SC Tourn., 1954)
- T4. 38 by Albert King vs. Clemson (ACC Tourn., 2-29-80)  
by Jim O'Brien vs. North Carolina (1-27-73)  
by Howard White vs. South Carolina (12-16-70)
- T7. 35 by Jerrod Mustaf vs. Duke (2-10-90)  
by Len Bias at North Carolina (2-20-86)  
by Tom McMillen at George Washington (12-4-71)
- T10. 34 by Tony Massenburg vs. Georgia Tech (2-3-90)  
by John Lucas vs. N.C. State (1-28-76)  
by John Lucas at Wake Forest (1-10-76)
- T13. 33 by Walt Williams vs. North Carolina (1-10-90)  
by Len Bias at George Mason (11-26-85)  
by Tom McMillen vs. Navy (N-site, 1-20-73)  
by Tom McMillen vs. Canisius (12-17-71)  
by Howard White vs. Georgetown (12-14-70)
- T18. 32 by Rudy Archer vs. Mount St. Mary's (12-8-87)  
by Derrick Lewis vs. UMBC (2-18-87)  
by Albert King vs. Wake Forest (1-20-80)  
by Tom McMillen vs. Georgetown (12-13-71)  
by Barry Yates vs. Miami, Fla. (12-29-70)
- T23. 31 by Len Bias vs. UNLV (N-Site, 12-7-85)  
by Ernest Graham vs. Bucknell (12-22-79)  
by John Lucas at North Carolina (2-15-75)  
by John Lucas vs. Duke (2-2-74)
- T27. 30 by Jerrod Mustaf vs. Delaware State (11-25-89)  
by Len Bias vs. Georgia Tech (2-22-86)  
by Len Bias vs. Villanova (1-27-85)  
by Adrian Branch vs. Virginia (1-30-85)  
by Albert King at Virginia (1979)  
by John Lucas vs. N.C. State (1-16-75)  
by Barry Yates vs. Richmond (1-2-71)  
by Tony Massenburg vs. Georgia Tech (2-14-89)

### Season

1. 743 by Len Bias (1985-86)
2. 701 by Len Bias (1984-85)
3. 674 by Albert King (1979-80)
4. 671 by Adrian Branch (1984-85)
5. 667 by Tom McMillen (1971-72)
6. 654 by Gene Shue (1953-54)
7. 616 by Tom McMillen (1972-73)
8. 609 by Jerrod Mustaf (1989-90)
9. 605 by Will Hetzel (1968-69)
10. 564 by John Lucas (1973-74)
11. 559 by Albert King (1980-81)
12. 557 by Tony Massenburg (1989-90)

### Career

1. 2146 by Len Bias (1982-86)
2. 2058 by Albert King (1977-81)
3. 2015 by John Lucas (1972-76)
4. 1988 by Adrian Branch (1981-85)
5. 1807 by Tom McMillen (1971-74)
6. 1607 by Ernest Graham (1977-81)
7. 1561 by Greg Manning (1977-81)
8. 1457 by Derrick Lewis (1984-1988)
9. 1386 by Gene Shue (1951-54)
10. 1370 by Will Hetzel (1967-70)



*Len Bias: Maryland's all time leading scorer.*



## SCORING AVERAGE

### Season

1. 23.3 by Will Hetzel (1968-69)
2. 23.2 by Len Bias (1985-86)
3. 22.1 by Gene Shue (1952-53)
4. 21.8 by Gene Shue (1953-54)
5. 21.7 by Albert King (1979-80)
6. 21.2 by Tom McMillen (1972-73)
7. 20.8 by Tom McMillen (1971-72)
8. 20.4 by Bob Kessler (1954-55)
9. 20.3 by Bob Kessler (1955-56)
10. 20.1 by John Lucas (1975-76)

### Career

1. 20.5 by Tom McMillen (1971-74)
2. 18.7 by Gene Shue (1951-54)
3. 18.3 by John Lucas (1972-76)
4. 18.0 by Will Hetzel (1967-70)
5. 17.4 by Albert King (1977-81)
6. 16.6 by Jerrod Mustaf (1988-90)

## REBOUNDS

### Game

1. 26 by Len Elmore at Wake Forest (2-27-74)
2. 24 by Len Elmore vs. Kent State (1-2-73)
3. 23 by Derrick Lewis at James Madison (1-28-87)
- T4. 22 by Buck Williams vs. Louisville (12-13-80)  
by Buck Williams vs. at UNLV (12-4-78)
- T6. 21 by Mike Davis vs. Pittsburgh (2-15-77)  
by Len Elmore vs. North Carolina (2-13-74)  
by Len Elmore vs. E. Kentucky (12-5-73)
- T9. 20 by Tony Massenburg at Georgia Tech (2-13-90)  
by Len Elmore vs. Duke (2-2-74)  
by Len Elmore vs. Richmond (1-2-74)

### Season

1. 412 by Len Elmore (1973-74)
2. 363 by Buck Williams (1980-81)
3. 351 by Len Elmore (1971-72)
4. 336 by Bob Kessler (1955-56)
5. 323 by Buck Williams (1978-79)
6. 321 by Tom Roy (1974-75)
7. 318 by Will Hetzel (1968-69)
8. 314 by Tony Massenburg (1989-90)
9. 306 by Tom McMillen (1971-72)

### Career

1. 1053 by Len Elmore (1971-74)
2. 948 by Derrick Lewis (1984-88)
3. 928 by Buck Williams (1978-81)
4. 895 by Larry Gibson (1975-80)
5. 859 by Tom McMillen (1971-74)
6. 849 by Bob Kessler (1953-56)
7. 795 by Al Bunge (1957-60)
8. 745 by Len Bias (1982-86)
9. 722 by Tony Massenburg (1985-90)
10. 715 by Albert King (1977-81)

*Len Elmore: Rebounded in double figures in each of his varsity seasons.*

# INDIVIDUAL RECORDS

## REBOUNDED AVERAGE

### Season

- 14.7 by Len Elmore (1973-74)
- 14.0 by Bob Kessler (1955-56)
- 12.6 by Al Bunge (1959-60)
- 12.2 by Will Hetzel (1968-69)
- 11.7 by Buck Williams (1980-81)
- 11.2 by Len Elmore (1972-73)
- 11.1 by Tom Roy (1974-75)
- 11.0 by Len Elmore (1971-72)
- 10.8 by Buck Williams (1978-79)
- 10.7 by Bob McDonald (1960-61)

### Career

- 12.2 by Len Elmore (1971-74)
- T2. 10.9 by Buck Williams (1978-81)  
by Bob Kessler (1953-56)
- 10.6 by Al Bunge (1957-60)

## ASSISTS

### Game

- 13 by Keith Gatlin vs. Virginia (1-30-84)
- T2. 12 by Keith Gatlin vs. Navy (N-Site, 1984-85)  
by Keith Gatlin at North Carolina (1-9-85)  
by Dutch Morley at Clemson (2-13-82)  
by Dutch Morley vs. Marshall (12-29-80)  
by John Lucas vs. Buffalo (2-11-73)  
by Rich Porac vs. Canisius (12-17-71)

### Season

- 221 by Keith Gatlin (6.0 apg; 1984-85)
- 204 by Keith Gatlin (6.4 apg; 1985-86)
- 178 by John Lucas (5.9 apg; 1972-73)
- 165 by Brad Davis (5.9 apg; 1975-76)
- 159 by John Lucas (5.6 apg; 1973-74)
- 149 by Walt Williams (4.5 apg; 1989-90)



**Tony Massenburg: The first Terp in a decade to grab 20 rebounds in a game.**



## Career

- 649 by Keith Gatlin (5.3 apg; 1983-88)
- 514 by John Lucas (4.7 apg; 1972-76)
- 460 by Dutch Morley (3.8 apg; 1978-82)
- 431 by Brad Davis (5.1 apg; 1974-77)
- 360 by Jeff Adkins (2.8 apg; 1981-85)

## STEALS

### Game

- 7 by Walt Williams vs. North Carolina (3-11-89)
- T2. 6 by Albert King at Clemson (1-17-81)  
by Albert King vs. Temple (12-29-79)  
by Ernest Graham vs. Catholic (12-15-79)  
by Dutch Morley vs. Penn State (12-3-79)  
by John Lucas vs. Clemson (1-21-76)  
by Greg Nared vs. Clemson (2-7-89)

### Season

- 64 by Dutch Morley (2.1 spg; 1979-80)
- 57 by Walt Williams (1.7 spg; 1989-90)
- 46 by Greg Nared (1.6 spg; 1988-89)
- T4. 45 by Derrick Lewis (1.5 spg; 1987-88)  
by Adrian Branch (1.2 spg; 1984-85)
- T6. 43 by Ernest Graham (1.4 spg; 1979-80)  
by Dutch Morley (1.4 spg; 1978-79)
- T8. 42 by Adrian Branch (1.4 spg; 1980-81)  
by Albert King (1.4 spg; 1979-80)

### Career

- 170 by Dutch Morley (1.4 spg; 1978-82)
- 137 by Derrick Lewis (1.1 spg; 1984-88)
- 123 by Ernest Graham (1.0 spg; 1977-81)
- 119 by Albert King (1.0 spg; 1977-81)
- T5. 110 by Jeff Adkins (0.9 spg; 1981-85)  
by Adrian Branch (0.9 spg; 1981-85)

## BLOCKS

### Game

- 12 by Derrick Lewis at James Madison (1-28-87)
- T2. 10 by Derrick Lewis vs. UMES (2-27-87)  
by Derrick Lewis vs. UMBC (2-18-87)  
by Derrick Lewis vs. Towson State (2-21-85)  
by Derrick Lewis vs. Tennessee (N-Site, 11-24-84)
- 8 by Larry Gibson vs. St. Joseph's (12-29-78)
- T7. 7 by Derrick Lewis vs. Virginia (3-1-86)  
by Derrick Lewis vs. Stanford (N-Site, 12-28-85)  
by Derrick Lewis vs. UMES (12-13-84)  
by Derrick Lewis vs. Cleveland State (12-5-84)  
by Larry Gibson vs. Syracuse (12-24-76)  
by Len Elmore vs. North Carolina (1-27-73)  
by Tony Massenburg vs. UMES (12-1-88)

### Season

- 114 by Derrick Lewis (4.4 bpg; 1986-87)
- 99 by Derrick Lewis (2.7 bpg; 1984-85)
- 71 by Derrick Lewis (2.2 bpg; 1985-86)
- 67 by Larry Gibson (2.5 bpg; 1976-77)
- 58 by Larry Gibson (1.9 bpg; 1978-79)

### Career

- 339 by Derrick Lewis (2.7 bpg; 1984-88)
- 182 by Larry Gibson (1.8 bpg; 1975-79)
- 97 by Tony Massenburg (0.9 bpg; 1985-90)
- 96 by Cedric Lewis (1.4 bpg; 1987-)
- 87 by Len Bias (0.7 bpg; 1982-86)
- 86 by Buck Williams (1.0 bpg; 1978-81)
- 75 by Ben Coleman (1.2 bpg; 1982-84)

**Keith Gatlin: Holds every school assist record.**

# SEASON LEADERS

## FIELD GOAL PERCENTAGE

### Game (minimum 5 attempts)


- T1. 1.000 (8-8) by Buck Williams vs. Canisius (12-23-78)
- (8-8) by Gary Williams vs. South Carolina (12-66)
- (8-8) by Greg Manning vs. Fairleigh Dickinson (12-10-80)
- (8-8) by Ben Coleman vs. Duquesne (12-10-83)
- (8-8) by Ben Coleman vs. Wake Forst (2-26-84)

### Season (minimum 100 attempts)

- 1. .647 (183-283) by Buck Williams (1980-81)
- 2. .643 (196-305) by Greg Manning (1979-80)
- 3. .611 (102-167) by Charles Pittman (1981-82)
- 4. .608 (194-319) by Ben Coleman (1983-84)
- 5. .606 (143-236) by Buck Williams (1979-80)

### Career

- 1. .615 (446-725) by Buck Williams (1978-81)
- 2. .583 (623-1068) by Greg Manning (1977-81)
- 3. .576 (438-760) by Lawrence Boston (1975-78)
- 4. .555 (699-1259) by Tom McMillen (1971-74)
- 5. .551 (484-878) by Larry Gibson (1975-79)
- 6. .524 (524-1001) by Tony Massenburg (1985-90)



**Gary Williams: Terps head coach still shares the record for field goal percentage in a game.**



**Gene Shue: Still holds the record for field goals attempted in a game (34), which he set in 1953.**

**Ernest Graham: Holds Terp record for field goals made in a game and for most consecutive games played.**

## MISCELLANEOUS RECORDS

### Game

- Field Goals Made:** 18 by Ernest Graham vs. N.C. State (12-20-78)
- Field Goals Attempted:** 34 by Gene Shue vs. Washington & Lee (2-53)
- Consecutive Field Goals Made:** 10 by Barry Yates vs. Miami (12-29-70)/by Keith Gatlin vs. Clemson (2-17-85)
- Free Throws Made:** 17 by Tom McMillen vs. Canisius (12-17-71)
- Free Throws Attempted:** 20 by Tom McMillen vs. Canisius (12-17-71)
- Consecutive Free Throws Made:** 15 by Albert King vs. Boston University (2-79)
- 3-Point Field Goals Made:** 6 several times, (last by Teyon McCoy vs. Alcorn State, 12-12-89)
- 3-Point Field Goals Attempted:** 11 by Teyon McCoy vs. Alcorn State (12-12-89)

### Season

- Field Goals Made:** 275 by Albert King (1979-80)
- Consecutive Field Goals Made:** 15 by Greg Manning (over two games during the 1980-81 season; ACC Record)
- Free Throws Made:** 209 by Len Bias (1985-86)
- Consecutive Free Throws Made:** 32 by Len Bias (1985-86)

### Career

- Games Played:** 131 by Len Bias (1982-86)
- Consecutive Games Played:** 109 by Ernest Graham (1977-81)
- Games Started:** 113 by Len Bias (1982-86)
- Field Goals Made:** 862 by Albert King (1977-81)
- Consecutive Field Goals Made:** 15 by Greg Manning (1978-81)
- Free Throws Made:** 470 by Len Bias (1982-86)
- Consecutive Free Throws Made:** 32 by Len Bias (1982-86)/by Bob O'Brien (1954-57)



## GAME SCORING RECORDS

### Game High (Maryland)

1.	130	(130-106) vs. East Carolina (1977-78)
2.	129	(129-103) vs. Canisius (1978-79)
T3.	127	(127-84) vs. East Carolina (1975-76)
		(127-82) vs. Brown (1972-73)
5.	124	(124-110) vs. N.C. State (1978-79)
6.	122	(122-82) vs. Boston Univ. (1975-76)
7.	118	(118-96) vs. George Washington (1971-72)
8.	117	(117-51) vs. UMES (1986-87)
T9.	115	(115-83) vs. Georgetown (1973-74)
		(115-76) vs. Miami (Ohio, 1979-80)

### Game High (Opponent)

1.	114	(111-114) by Duke (2-10-90)
2.	110	(124-110) by N.C. State (1978-79)
3.	108	(109-108) by N.C. State (1977-78)
4.	107	(87-107) by North Carolina (1968-69)
5.	106	(130-106) by East Carolina (1977-78)
6.	105	(70-105) by North Carolina (1970-71)

### Game High (Combined)

1.	236	(131-106) vs. East Carolina (1977-78)
2.	234	(124-110) vs. N.C. State (1978-79)
3.	232	(129-103) vs. Canisius (1978-79)
4.	225	(111-114) vs. Duke (2-10-90)
5.	217	(109-108) vs. N.C. State (1977-78)
6.	214	(118-96) vs. George Washington (1971-72)

### Game Low (Maryland)

T1.	25	(25-59) vs. Duke (1945-46)
		(25-52) vs. Army (1945-46)
T3.	27	(27-54) vs. N.C. State (1945-46)
		(27-55) vs. Navy (1946-47)

### Game Low (Opponent)

1.	25	(51-25) by Washington & Lee (1953-54)
2.	30	(31-30) by South Carolina (1970-71)
T3.	31	(64-31) by Duke (1958-59)
		(37-31) by Richmond (1945-46)

### Game Low (Combined)

1.	61	(31-30) vs. South Carolina (1970-71)
2.	64	(31-33) vs. North Carolina (1945-46)
3.	67	(35-32) vs. Hampton-Sydney (1945-46)
T4.	68	(33-35) vs. West Virginia (1945-46)
		(37-31) vs. Richmond (1945-46)
		(28-40) vs. N.C. State (1981-82)

## MISCELLANEOUS RECORDS

### MISCELLANEOUS MARYLAND RECORDS

#### Game

**Points in a Half:** 77 vs. N.C. State (12-78; 2nd half)  
**Rebounds:** 74 vs. Penn State (12-64)  
**Field Goals:** 55 vs. Brown (11-72)/vs. Canisius (12-78)  
**Fewest Field Goals:** 6 vs. Seton Hall (12-41)  
**Field Goals Attempted:** 99 vs. Canisius (12-78)  
**Fewest Field Goals Attempted:** 18 vs. South Carolina (1-71)  
**3-Point Field Goals:** 7 vs. Duke (2-10-90)  
**3-Point Field Goals Attempted:** 16 vs. Duke (2-10-90)  
**Free Throws:** 40 vs. North Carolina (ACC Tourn. final, 1958; 40-52)  
**Fewest Free Throws:** 0 at Wake Forest (2-73)  
**Free Throw Attempts:** 57 vs. North Carolina (1-53)  
**Fewest Free Throw Attempts:** 1 vs. several opponents  
**Fouls:** 44 vs. Williams & Mary (2-52)  
**Fewest Fouls:** 7 vs. Buffalo (1-72)  
**Field Goal Percentage:** .833 (15-18) vs. South Carolina (1-71)  
**Free Throw Percentage (min. 10 attempts):** .966 (28-29) vs. Duke (2-76)

#### Season Highlights

**Total Attendance:** 398,036 in 31 games (1980-81)  
**Home Attendance:** 240,254 in 19 games (1976-77)  
**Average Home Attendance:** 13,427 over 14 games (1974-75)  
**Consecutive Wins to Open Season:** 11 (1975-76)  
**Consecutive Wins Against Non-ACC Opponents:** 31 (1970-73)  
**Consecutive Wins:** 14 (1971-72 through 1972-73)  
**Consecutive 20-Win Seasons:** 5 (1971-72 through 1975-76)

### MISCELLANEOUS OPPONENT RECORDS

**Free Throws:** 40 by Clemson (1-68)  
**Free Throw Attempts:** 53 by Clemson (1-68)  
**Fouls:** 37 by North Carolina (1-53)

### COLE FIELD HOUSE RECORDS

**Points by a Team:** 141 by Maryland Freshmen vs. Kings College (12-13-69)  
**Field Goals by a Team:** 62 by Maryland Freshmen vs. Kings College (12-13-69)  
**Point by an Individual:** 48 by Tom Baxley vs. Virginia Freshmen (1961); by Tom Braxley vs. Bainbridge Prep (1961); by Tom McMillen vs. Georgetown Freshmen (1971).  
**Field Goals by an Individual:** 21 by Tom McMillen vs. Georgetown Freshmen (1971)  
**Rebounds by an Individual:** 31 by Tom McMillen vs. West Virginia Freshmen (1971)



**Len Elmore:** Hook-shot his way into the Terp recordbook.



**Greg Manning:** Kept some of Maryland's highest-scoring teams moving in the right direction.

# TEAM RECORDS

## Points Scored

Season	Points Scored	Year
1.	2,747	1969-90
2.	2,613	1972-73
3.	2,607	1974-75
4.	2,602	1984-85
5.	2,481	1979-80
6.	2,469	1975-76
7.	2,444	1971-72
8.	2,400	1973-74
9.	2,391	1983-84
10.	2,353	1980-81

## Scoring Average

Season	Scoring Average	Year
1.	89.9	1974-75
2.	88.2	1975-76
3.	87.1	1972-73
4.	85.7	1973-74
5.	83.2	1989-90
6.	82.1	1977-78
7.	80.0	1979-80
8.	78.8	1968-69
9.	78.3	1976-77
10.	77.9	1978-79

## Rebounds

Season	Rebounds	Year
1.	1,388	1971-72
2.	1,368	1973-74
3.	1,361	1972-73
4.	1,351	1989-90
5.	1,261	1974-75
6.	1,188	1977-78
7.	1,184	1984-85
8.	1,175	1957-58
9.	1,174	1968-69
10.	1,162	1964-65

## Rebounding Average

Season	Rebounding Average	Year
1.	48.9	1973-74
2.	48.3	1955-56
3.	45.4	1972-73
4.	45.1	1968-69
5.	44.7	1964-65
6.	44.4	1970-71
7.	44.3	1965-66
T8.	44.0	1967-68
		1960-61
10.	43.5	1974-75

## Field Goals Made

Season	Field Goals Made	Year
1.	1,089	1972-73
2.	1,049	1974-75
3.	1,038	1984-85
4.	1,012	1973-74
5.	1,002	1989-90
6.	996	1975-76

## Field Goals Attempted

Season	Field Goals Attempted	Year
1.	2,094	1972-73
2.	2,073	1989-90
3.	2,065	1984-85
4.	1,983	1973-74
5.	1,918	1974-75
6.	1,897	1978-79

## Field Goal Percentage

Season	Field Goal Percentage	Year
1.	.551	1979-80
2.	.547	1974-75
3.	.539	1983-84
4.	.537	1975-76
5.	.532	1980-81

## Free Throws Made

Season	Free Throws Made	Year
1.	633	1989-90
2.	590	1957-58
3.	586	1971-72
4.	532	1953-54
5.	526	1984-85
6.	511	1979-80

## Free Throws Attempted

Season	Free Throws Attempted	Year
1.	893	1989-90
2.	858	1957-58
3.	787	1953-54
4.	786	1971-72
5.	744	1955-56
6.	724	1982-83

## Free Throw Percentage

Season	Free Throw Percentage	Year
1.	.758	1975-76
2.	.757	1974-75
3.	.751	1981-82
4.	.747	1959-60
T5.	.746	1971-72
		1973-74

## OPPONENT 100-POINT GAMES

Total 100-point Games: 17  
 Most in a Season: 3 (1977-78)  
 Most Consecutive 100-point Games: 2  
 Last 100-point Game: March 9, 1990 (by Duke)

Score	Opponent	Year
124-110	NC State	1989-90 (2)
1977-78 (3)		
84-104	Duke (ACC Tourn.)	1987-88 (1)
111-114	Duke (OT)	1978-79 (3)
82-104	at Georgia Tech	1973-74
79-102	North Carolina (ACC Tourn.)	1979-80
129-103	Canisius	1974-75
109-108	NC State (3 OT, ACC Tourn.)	1973-74 (1)
90-101	at George Washington	100-103 NC State (ACC Tourn. Final)
130-106	East Carolina	

1972-73 (1)  
 89-103 Providence (NCAA Tourn.)  
 1970-71 (2)  
 76-100 North Carolina  
 70-105 at North Carolina  
 1969-70 (2)  
 68-101 South Carolina  
 87-104 Wake Forest  
 1968-69 (1)  
 87-107 at North Carolina  
 1963-64 (1)  
 72-104 Duke

## 100-POINT GAMES

Total 100-point Games: 60  
 Most in a Season: 8 (1973-74)  
 Most Consecutive 100-point Games: 2  
 Last 100-point game: Feb. 22, 1990

Score	Opponent	Year
1989-90 (5)		
105-74	Augusta College	1978-79 (3)
104-86	George Mason (at Chaminade Tr.)	129-103 Canisius
110-91	Alcorn State	124-110 NC State
111-114	Duke (OT)	107-97 Bucknell
113-61	Maryland-Balt. Co.	1977-78 (2)
1987-88 (1)		109-108 NC State (3OT, ACC Tourn.)
101-51	Md.-Eastern Shore	130-106 East Carolina
1986-87 (1)		1976-77 (1)
117-51	Md.-Eastern Shore	106-72 Bucknell
1983-84 (3)		1975-76 (7)
102-77	West Virginia (NCAA Tourn.)	105-91 Wake Forest
104-69	Md.-Eastern Shore	102-91 Duke
108-65	Johns Hopkins	102-84 NC State
1982-83 (2)		111-88 Long Island
101-90	at Duke	104-69 Seton Hall
106-94	North Carolina	122-82 Boston University
1980-81 (2)		127-84 East Carolina
114-89	Marshall	1974-75 (7)
109-83	Fairleigh Dickinson	104-87 East Tennessee
1979-80 (3)		103-82 at Duquesne
101-82	Duke	104-80 at Duke
115-76	Miami, OH	103-85 NC State
113-79	Catholic	105-67 Georgia Tech
		113-49 DePauw
		104-71 at Georgetown
		106-81 Richmond

1973-74 (8)  
 100-103 NC State (ACC Tourn. Final)  
 105-85 North Carolina (ACC Tourn. Semi)  
 110-75 Virginia  
 104-83 Duke  
 112-73 Fordham  
 102-75 Holy Cross  
 115-83 Georgetown  
 106-57 Eastern Kentucky  
 1972-73 (4)  
 100-73 Long Island  
 105-76 Wake Forest  
 107-80 at Canisius  
 127-82 Brown  
 1971-72 (5)  
 100-69 Niagara (NIT Final)  
 103-67 Western Kentucky  
 102-79 at Holy Cross  
 118-96 at George Washington  
 100-83 Brown  
 1970-71 (2)  
 111-77 Miami (Fla.)  
 109-70 Buffalo  
 1969-70 (1)  
 103-85 Clemson  
 1965-66 (2)  
 107-92 West Virginia  
 107-81 at George Washington  
 1959-60 (1)  
 103-80 Yale

## YEAR BY YEAR TEAM STATISTICS

YEAR	GP	FGA-FGM	.PCT	3 PT FGA/FGM	.PCT	FTM-FTA	.PCT	AST	BLK	STL	PF-DQ	OFF REB	DEF REB	RBS-AVG	PTS-AVG
1950-51	27	481-1210	.398	—	—	450-663	.679	—	—	—	—	—	—	—	1412-52.3
1951-52															
1952-53	23	487-1285	.379	—	—	432-698	.617	—	—	—	—	—	—	—	1406-61.1
1953-54	30	712-1661	.429	—	—	532-787	.648	—	—	—	—	—	—	—	1959-65.3
1954-55															
1955-56	24	550-1382	.398	—	—	500-744	.672	—	—	—	—	—	—	1158-48.3	1600-66.7
1956-57	26	597-1414	.422	—	—	486-679	.716	—	—	—	—	—	—	911-35.0	1680-64.6
1957-58	29	706-1698	.416	—	—	590-858	.688	—	—	—	—	—	—	1175-40.5	2004-69.1
1958-59	23	502-1262	.398	—	—	361-545	.655	—	—	—	—	—	—	889-38.7	1365-59.3
1959-60	23	548-1310	.418	—	—	399-534	.747	—	—	—	—	—	—	864-37.6	1495-65.0
1960-61	26	628-1482	.424	—	—	491-659	.745	—	—	—	—	—	—	1143-44.0	1747-67.2
1961-62	25	637-1476	.432	—	—	474-644	.736	—	—	—	—	—	—	1082-43.3	1748-69.9
1962-63	21	506-1272	.398	—	—	337-496	.679	—	—	—	332-	—	—	888-42.3	1349-64.2
1963-64	26	714-1634	.437	—	—	397-572	.694	—	—	—	512-16	—	—	1058-40.7	1825-70.2
1964-65	26	726-1596	.455	—	—	457-634	.720	—	—	—	453-15	—	—	1162-44.7	1909-73.4
1965-66	25	705-1535	.459	—	—	381-560	.680	—	—	—	449-18	—	—	1107-44.3	1791-71.6
1966-67	25	637-1448	.439	—	—	350-479	.730	—	—	—	378-5	—	—	884-35.3	1624-64.9
1967-68	24	653-1678	.389	—	—	346-519	.667	—	—	—	457-21	—	—	1058-44.0	1652-68.8
1968-69	26	782-1842	.425	—	—	485-657	.738	—	—	—	487-15	—	—	1174-45.1	2049-78.8
1969-70	26	781-1709	.457	—	—	417-586	.712	337	—	—	458-17	—	—	1106-42.5	1979-76.1
1970-71	26	735-1650	.448	—	—	480-715	.671	302	—	—	442-13	—	—	1154-44.4	1950-75.0
1971-72	32	929-1877	.495	—	—	586-786	.746	443	—	—	490-10	—	—	1388-43.4	2444-76.4
1972-73	30	1089-2094	.520	—	—	435-606	.718	557	—	—	547-17	—	—	1361-45.4	2613-87.1
1973-74	28	1012-1983	.510	—	—	376-504	.746	450	—	—	492-10	—	—	1368-48.9	2400-85.7
1974-75	29	1049-1918	.547	—	—	509-672	.757	413	—	—	535-18	—	—	1261-43.5	2607-89.9
1975-76	28	996-1854	.537	—	—	477-629	.758	397	—	—	562-20	—	—	1126-40.2	2469-88.2
1976-77	27	850-1645	.516	—	—	415-566	.733	310	155	163	500-20	—	—	1049-38.8	2115-78.3
1977-78	28	935-1829	.509	—	—	433-599	.722	336	142	148	577-20	—	—	1188-42.4	2303-82.1
1978-79	30	954-1897	.503	—	—	430-600	.717	415	126	195	589-18	—	—	1154-38.5	2338-77.9
1979-80	31	985-1789	.551	—	—	511-706	.724	558	114	233	569-12	—	—	1089-35.1	2481-80.0
1980-81	31	943-1774	.532	—	—	467-649	.720	503	93	201	596-17	—	—	1095-35.3	2353-75.9
1981-82	29	651-1359	.479	—	—	476-634	.751	307	78	126	530-15	—	—	876-30.2	1778-61.3
1982-83	30	820-1672	.490	—	—	496-724	.685	375	88	105	619-25	—	—	1098-36.6	2222-74.1
1983-84	32	941-1745	.539	—	—	509-702	.725	548	100	148	578-15	—	—	1078-33.7	2391-74.7
1984-85	37	1038-2065	.503	—	—	526-708	.743	575	181	206	639-14	—	—	1184-32.0	2602-70.3
1985-86	33	911-1786	.510	—	—	500-686	.729	465	135	159	549-9	—	—	1030-31.2	2322-70.4
1986-87	26	674-1344	.502	122-290	.461	395-553	.714	423	143	130	474-15	200	524	769-29.6	1865-71.7
1987-88	31	874-1733	.504	195-454	.430	407-606	.672	536	140	177	537-12	303	583	957-30.9	2350-75.8
1988-89	29	760-1651	.460	88-311	.283	398-587	.678	427	125	159	529-15	309	615	1002-34.6	2006-69.2
1989-90	33	1002-2073	.483	110-278	.396	633-893	.709	583	162	217	704-20	438	802	1351-40.9	2747-83.2

# OPPONENT YEAR BY YEAR STATISTICS

YEAR	GP	FGA-FGM	PCT	3 PT		ATT	PCT	AST	BLK	STL	PF-DQ	OFF	DEF	RBS-AVG	PTS-AVG
				FTM-FTA	PCT							REB	REB		
1950-51	27	510-	—	—	—	400-663	.603	—	—	—	—	—	—	—	1420-52.6
1951-52															
1952-53	23	369-	—	—	—	515-788	.654	—	—	—	—	—	—	—	1256-54.3
1953-54	30	539-	—	—	—	594-888	.668	—	—	—	—	—	—	—	1672-55.7
1954-55															
1955-56	24	509-1470	.346	—	—	537-733	.732	—	—	—	—	—	—	977-40.7	1555-64.8
1956-57	26	553-1414	.391	—	—	484-729	.661	—	—	—	—	—	—	940-36.2	1590-61.5
1957-58	29	583-1687	.352	—	—	497-735	.676	—	—	—	—	—	—	1031-35.6	1671-57.6
1958-59	23	444-1201	.369	—	—	408-584	.697	—	—	—	—	—	—	814-35.4	1296-56.3
1959-60	23	529-1331	.397	—	—	343-490	.700	—	—	—	—	—	—	795-34.6	1407-61.2
1960-61	26	642-1676	.384	—	—	473-679	.697	—	—	—	—	—	—	1119-43.0	1757-67.6
1961-62	25	700-1669	.419	—	—	405-624	.649	—	—	—	489-	—	—	1115-44.6	1805-72.2
1962-63	21	614-1336	.460	—	—	276-396	.697	—	—	—	336-	—	—	879-41.9	1504-71.6
1963-64	26	736-1618	.455	—	—	509-735	.692	—	—	—	462-14	—	—	1145-44.0	1964-75.5
1964-65	26	686-1655	.415	—	—	417-584	.714	—	—	—	490-23	—	—	1021-39.3	1789-68.8
1965-66	25	649-1603	.405	—	—	415-588	.706	—	—	—	454-11	—	—	1029-41.2	1711-68.4
1966-67	25	644-1380	.467	—	—	340-476	.714	—	—	—	393-7	—	—	928-37.1	1628-65.1
1967-68	24	670-1533	.437	—	—	434-619	.701	—	—	—	419-12	—	—	1188-49.0	1774-73.9
1968-69	26	858-1846	.465	—	—	472-651	.725	—	—	—	488-18	—	—	1225-47.1	2188-84.1
1969-70	26	762-1695	.449	—	—	421-619	.680	—	—	—	472-13	—	—	1082-41.6	1945-74.7
1970-71	26	743-1625	.457	—	—	422-600	.703	308	—	—	544-24	—	—	1056-40.6	1908-73.4
1971-72	32	843-1933	.436	—	—	417-607	.687	302	—	—	607-30	—	—	1040-32.5	2107-65.8
1972-73	30	947-2023	.468	—	—	332-484	.686	363	—	—	598-23	—	—	1043-34.8	2226-74.2
1973-74	28	798-1993	.400	—	—	335-475	.705	278	—	—	513-11	—	—	1066-38.1	1931-69.0
1974-75	29	916-2075	.441	—	—	331-477	.694	355	—	—	634-28	—	—	999-34.5	2163-74.6
1975-76	28	867-1954	.444	—	—	346-489	.708	307	—	—	575-25	—	—	1024-36.6	2080-74.3
1976-77	27	804-1845	.436	—	—	393-544	.722	299	58	202	529-21	—	—	978-36.2	2001-74.1
1977-78	28	906-2001	.453	—	—	415-612	.678	363	60	227	563-14	—	—	1057-37.7	2227-79.5
1978-79	30	912-1923	.474	—	—	416-601	.692	402	99	240	576-17	—	—	1036-34.5	2240-74.7
1979-80	31	926-1952	.474	—	—	374-534	.700	476	83	231	662-31	—	—	1000-32.3	2226-71.8
1980-81	31	879-1860	.473	—	—	406-582	.698	454	76	254	613-27	—	—	954-30.8	2164-69.8
1981-82	29	666-1424	.468	—	—	372-548	.679	326	80	150	581-30	—	—	802-27.7	1704-58.8
1982-83	30	808-1783	.453	—	—	425-634	.670	385	78	144	655-22	—	—	1022-34.1	2141-71.4
1983-84	32	889-1922	.462	—	—	373-537	.694	465	66	170	644-32	—	—	996-31.1	2151-67.2
1984-85	37	981-2136	.459	—	—	440-637	.691	510	84	192	681-26	—	—	1222-33.0	2404-65.0
1985-86	33	873-1820	.480	—	—	420-575	.730	457	78	187	639-16	—	—	1017-30.8	2166-65.6
1986-87	26	728-1521	.479	113-245	.461	336-491	.684	425	61	193	497-12	298	520	871-33.5	1905-73.3
1987-88	31	840-1744	.482	126-318	.396	421-589	.715	488	60	203	567-	347	599	1010-32.6	2227-71.8
1988-89	29	798-1722	.463	125-339	.369	431-615	.701	475	72	171	531-13	330	604	1024-34.6	2152-74.2
1989-90	33	911-2122	.429	175-490	.357	566-811	.698	535	103	238	692-25	466	676	1244-37.7	2563-77.7



**Buck Williams: Led the team in field goal percentage two years, and in dunks.**



**John Lucas: Only player in Maryland history to lead the team in scoring three consecutive years.**

# SEASON LEADERS

## Scoring

Year	Leader	Pts-Avg.
1950-51	Lee Brawley	404-15.0
1951-52	not available	
1952-53	Gene Shue	508-22.1
1953-54	Gene Shue	654-21.8
1954-55	not available	
1955-56	Bob Kessler	490-20.4
1956-57	Bob O'Brien	342-13.2
1957-58	Charles McNeil	401-13.8
1958-59	Charles McNeil	311-14.8
1959-60	Al Bunge	383-16.6
1960-61	Bob McDonald	347-13.4
1961-62	Jerry Greenspan	380-15.2
1962-63	Jerry Greenspan	365-17.4
1963-64	George Suder	327-13.0
1964-65	Jay McMillen	512-19.7
1965-66	Gary Ward	430-17.2
1966-67	Jay McMillen	392-16.3
1967-68	Pete Johnson	360-15.0
1968-69	Will Hetzel	605-23.3
1969-70	Rod Horst	428-16.5
1970-71	Howard White	389-15.6
	Jim O'Brien	342-16.3
1971-72	Tom McMillen	667-20.8
1972-73	Tom McMillen	616-21.2
1973-74	John Lucas	564-20.1
1974-75	John Lucas	469-19.5
1975-76	John Lucas	557-19.9
1976-77	Lawrence Boston	338-13.0
	Steve Sheppard	309-16.2
1977-78	Lawrence Boston	423-15.5
1978-79	Ernest Graham	499-16.6
1979-80	Albert King	674-21.7
1980-81	Albert King	559-18.0
1981-82	Adrian Branch	442-15.2
1982-83	Adrian Branch	541-18.7
1983-84	Ben Coleman	491-15.3
1984-85	Len Bias	701-18.9
1985-86	Len Bias	743-23.2
1986-87	Derrick Lewis	510-19.6
1987-88	Derrick Lewis	466-15.0
1988-89	Tony Massenburg	481-16.6
1989-90	Jerrod Mustaf	609-18.5

## Rebounding

Year	Leader	Rbs-Avg.
1955-56	Bob Kessler	336-14.0
1956-57	Jim Halleck	195-7.5
1957-58	Al Bunge	265-9.1
1958-59	Al Bunge	241-10.5
1959-60	Al Bunge	289-12.6
1960-61	Bob McDonald	279-10.7
1961-62	Jerry Greenspan	235-9.4
1962-63	Jerry Greenspan	184-8.8
1963-64	Rick Wise	185-7.1
	Gary Ward	103-7.4
1964-65	Gary Ward	271-10.4
1965-66	Gary Ward	241-9.6
1966-67	Jay McMillen	195-8.1
1967-68	Rich Drescher	202-8.4
1968-69	Will Hetzel	318-12.2
1969-70	Rod Horst	258-9.9
1970-71	Barry Yates	224-8.6
1971-72	Len Elmore	351-11.0
1972-73	Len Elmore	290-11.2

1973-74	Len Elmore	412-14.7
1974-75	Tom Roy	321-11.1
1975-76	Lawrence Boston	249-8.9
	Larry Gibson	157-9.8
1976-77	Larry Gibson	228-8.4
1977-78	Larry Gibson	253-9.0
1978-79	Buck Williams	323-10.8
1979-80	Buck Williams	242-10.1
1980-81	Buck Williams	363-11.7
1981-82	Herman Veal	213-7.3
1982-83	Ben Coleman	242-8.1
1983-84	Ben Coleman	269-8.4
1984-85	Len Bias	251-6.8
1985-86	Len Bias	224-7.0
1986-87	Derrick Lewis	248-9.5
1987-88	Derrick Lewis	237-7.6
1988-89	Tony Massenburg	226-7.8
1989-90	Tony Massenburg	314-10.1

## Field Goal Percentage

(150 attempts minimum)

Year	Leader	FG Pct
1950-51	Dick Koffenberger	.480
1951-52	not available	
1952-53	Gene Shue	.469
1953-54	Gene Shue	.506
1954-55	not available	
1955-56	Bob O'Brien	.421
1956-57	John Nacincik	.470
1957-58	Nick Davis	.463
1958-59	Charles McNeil	.443
1959-60	Paul Jelus	.470
1960-61	Bob McDonald	.453
1961-62	Bruce Kelleher	.437
1962-63	Connie Carpenter	.447
1963-64	Jackie Clark	.480
1964-65	Jay McMillen	.486
1965-66	Gary Ward	.463
1966-67	Rich Drescher	.445
1967-68	Will Hetzel	.423
1968-69	Rod Horst	.480
1969-70	Rod Horst	.532
1970-71	Charlie Blank	.473
1971-72	Tom McMillen	.549
1972-73	Tom McMillen	.585
1973-74	Maurice Howard	.553
1974-75	Tom Roy	.606
1975-76	Maurice Howard	.572
1976-77	Lawrence Boston	.597
1977-78	Lawrence Boston	.580
1978-79	Buck Williams	.583
1979-80	Greg Manning	.643
1980-81	Buck Williams	.647
1981-82	Charles Pittman	.611
1982-83	Ben Coleman	.571
1983-84	Ben Coleman	.608
1984-85	Len Bias	.530
1985-86	Tom Jones	.551
1986-87	Derrick Lewis	.602
1987-88	Brian Williams	.600
1988-89	Tony Massenburg	.550
1989-90	Jerrod Mustaf	.529

## Free Throw Percentage

(minimum 50 attempts)

Year	Leader	FT Pct
1950-51	Dick Koffenberger	.772
1951-52	not available	
1952-53	Gene Shue	.700



# SEASON LEADERS

1953-54	Gene Shue	.789
1954-55	not available	
1955-56	Bob O'Brien	.767
1956-57	Jim Halleck	.764
1957-58	Charles McNeil	.762
1958-59	Jerry Bechtle	.783
1959-60	Paul Jelus	.842
1960-61	Bob McDonald	.873
1961-62	Bruce Kelleher	.816
1962-63	Jerry Greenspan	.749
1963-64	Neil Brayton	.803
1964-65	Gary Ward	.818
1965-66	Jay McMillen	.792
1966-67	Jay McMillen	.787
1967-68	Pete Johnson	.721
1968-69	Will Hetzel	.813
1969-70	Will Hetzel	.781
1970-71	Jim O'Brien	.784
1971-72	Tom McMillen	.817
1972-73	Jim O'Brien	.844
1973-74	Maurice Howard	.786
1974-75	John Lucas	.836
1975-76	Maurice Howard	.828
1976-77	Brad Davis	.784
1977-78	Jo Jo Hunter	.863
1978-79	Greg Manning	.857
1979-80	Greg Manning	.908
1980-81	Greg Manning	.821
1981-82	Herman Veal	.780
1982-83	Herman Veal	.762
1983-84	Len Bias	.767
1984-85	Keith Gatlin	.862
1985-86	Len Bias	.864
1986-87	John Johnson	.796
1987-88	Rudy Archer	.770
1988-89	John Johnson	.790
1989-90	Walt Williams	.776

## Assists

Year	Leader	Ast-Avg.
1969-70	Mickey Wiles	135-5.2
1970-71	Jim O'Brien	70-3.3
1971-72	Howard White	93-2.9
1972-73	John Lucas	178-5.9
1973-74	John Lucas	159-5.7
1974-75	Brad Davis	134-4.6
1975-76	Brad Davis	165-5.9
1976-77	Brad Davis	132-4.9
1977-78	Greg Manning	74-2.6
1978-79	Dutch Morley	128-4.3
1979-80	Ernest Graham	136-4.4
1980-81	Ernest Graham	120-3.9
1981-82	Dutch Morley	124-4.3
1982-83	Jeff Adkins	121-4.0
1983-84	Keith Gatlin	148-4.6
1984-85	Keith Gatlin	221-6.0
1985-86	Keith Gatlin	204-6.4
1986-87	Teyon McCoy	111-4.3
1987-88	Rudy Archer	172-5.5
1988-89	Greg Nared	135-4.8
1989-90	Walt Williams	149-4.5

## Blocks

Year	Leader	Blk-Avg.
1976-77	Larry Gibson	67-2.5
1977-78	Larry Gibson	57-2.0



**Derrick Lewis: Led the team in blocks four years and in steals three seasons.**



**Walt Williams: Led the Terps in three separate categories last season—free throw percentage, assists and steals.**

1978-79	Larry Gibson	58-1.9
1979-80	Taylor Baldwin	35-1.1
1980-81	Buck Williams	29-0.9
1981-82	Charles Pittman	31-1.3
1982-83	Ben Coleman	33-1.1
1983-84	Ben Coleman	42-1.3
1984-85	Derrick Lewis	99-2.7
1985-86	Derrick Lewis	71-2.2
1986-87	Derrick Lewis	114*-4.4
1987-88	Derrick Lewis	55-1.8
1988-89	Cedric Lewis	36-1.3
1989-90	Cedric Lewis	49-1.5

\* second-best total in the nation that season

## Steals

Year	Leader	Stl-Avg.
1976-77	Steve Sheppard	27-1.4
1977-78	Jo Jo Hunter	26-1.0
1978-79	Dutch Morley	43-1.4
1979-80	Dutch Morley	64-2.1
1980-81	Ernest Graham	42-1.4
1981-82	Dutch Morley	33-1.1
1982-83	Jeff Adkins	23-0.8
1983-84	Adrian Branch	29-1.0
1984-85	Adrian Branch	45-1.2
1985-86	Derrick Lewis	37-1.1
1986-87	Derrick Lewis	38-1.5
1987-88	Derrick Lewis	45-1.5
1988-89	Greg Nared	46-1.6
1989-90	Walt Williams	57-1.7

# MARGIN OF VICTORY

## Largest Margins of Victory

	Opponent	Score
+66	Md.-Eastern Shore (2-27-87)	117-51
+64	DePauw (1974-75)	113-49
+57	DePauw (1975-76)	99-42
+53	Towson State (2-21-85)	91-38
+52	Md.-Baltimore County (2-22-90)	113-62
+49	E. Kentucky (1973-74)	106-57
+46	Appalachian St. (1974-75)	96-50
+45	Brown (1972-73)	127-82
+44	Md.-Eastern Shore (12-1-88)	97-53
+43	Johns Hopkins (11-26-83)	108-65
+40	Boston Univ. (1975-76)	122-82
+40	South Carolina (1957-58)	99-59
+40	Clemson (1953-54)	81-41

## 10 Largest Margins of Defeat

	Opponent	Score
-63	Bainbridge Navy (1944-45)	85-22
-57	Miami (Fla.) (1968-69)	92-35
-53	Army (1943-44)	78-25
-44	Seton Hall (1941-42)	59-15
-39	Wake Forest (1962-63)	80-41
-38	West Virginia (1946-47)	81-43
-38	Navy (1932-33)	58-21
-37	Navy (1944-45)	70-33
-37	Cincinnati (1948-49)	70-33
-37	S. Carolina (1932-33)	65-28

# 1989-90 FINAL ACC STANDINGS

Team	Conference Games			All Games						
	Won	Lost	Pct.	Off. Avg.	Def. Avg.	Won	Lost	Pct.	Off. Avg.	Def. Avg.
Clemson	10	4	.714	78.9	77.2	26	9	.743	79.3	69.9
Duke	9	5	.643	84.3	81.0	29	9	.763	89.1	76.6
*Georgia Tech	8	6	.571	86.4	81.6	28	7	.800	91.1	83.2
North Carolina	8	6	.571	79.6	76.5	21	13	.618	82.6	77.9
Virginia	6	8	.429	70.0	75.4	20	12	.625	72.5	69.9
N.C. State	6	8	.429	81.9	84.4	18	12	.600	82.3	75.1
Maryland	6	8	.429	83.1	84.4	19	14	.576	83.2	77.6
Wake Forest	3	11	.214	69.4	77.4	12	16	.429	68.8	69.3

\* Won ACC Championship in Conference Tournament

ACC's record vs. non-conference opponents: 110-29 (.791)

ACC's 1990 NCAA Tournament record: 14-5 (.737)

## Final 1990 Atlantic Coast Conference Individual Statistics

(A player must have played in at least 75 percent of his team's games to be listed)



Jerrod Mustaf: Led the Terps in scoring last season and was No. 7 on the ACC list.

### Scoring

Rank	Player, School	FG	3P	FT	Pts.	Avg.
1.	Dennis Scott, GaT	336	137	161	970	27.7
2.	Rodney Monroe, NCS	228	84	157	697	23.2
3.	Brian Oliver, GaT	260	57	147	724	21.3
4.	Bryant Stith, Va.	217	40	192	666	20.8
5.	Kenny Anderson, GaT	283	48	107	721	20.6
6.	Phil Henderson, Duke	251	79	102	683	18.5
7.	Jerrod Mustaf, Md.	236	10	127	609	18.5
8.	Tony Massenburg, Md.	206	0	145	557	18.0
9.	Elden Campbell, Clem.	225	1	124	575	16.4
10.	Christian Laettner, Duke	194	6	225	619	16.3
11.	Rick Fox, UNC	203	70	75	551	16.2
12.	Chris King, WF	189	1	73	452	16.1
13.	John Crotty, Va.	156	66	134	512	16.0
14.	Dale Davis, Clem.	205	0	127	537	15.3
15.	Alaa Abdelnaby, Duke	217	0	138	572	15.1
16.	Scott Williams	190	1	96	477	14.5
17.	Chris Corchiani, NCS	131	33	99	394	13.1
18.	Brian Howard, NCS	152	30	55	389	13.0
	Anthony Tucker, WF	143	4	74	364	13.0
20.	Walt Williams, Md.	143	30	104	420	12.7

## The 1989-90 Captains — a Four-year Look

Mitch Kasoff, 1989-90 Team Co-Captain; Maryland Graduate, May 1990

YEAR	GP	FGA-FGM	.PCT	FTM-FTA	.PCT	AS	BK	ST	PF-DQ	OR-DR	RBS-AVG	PTS-AVG
1989-90	16	1-19	.050	5-10	.500	10	0	5	12-0	5-8	13-0.8	7-0.4
ACC	3	0-1	.000	0-2	.000	0	0	0	3-0	1-0	1-0.3	0-0.0
1988-89	15	2-8	.250	7-10	.700	6	0	3	6-0	3-3	6-0.4	11-0.7
ACC	9	0-4	.000	1-2	.500	2	0	1	3-0	1-2	3-0.3	1-0.1
1987-88	6	2-5	.400	1-3	.333	0	0	1	0-0	0-0	0-0.0	5-0.8
ACC	2	0-1	.000	0-0	.000	0	0	0	0-0	0-0	0-0.0	0-0.0
1986-87	7	5-10	.500	0-1	.000	1	0	0	0-0	1-1	2-0.3	11-1.6
ACC	2	1-1	1.000	0-0	.000	0	0	0	0-0	0-0	0-0.0	2-1.0
TOTALS	44	10-42	.238	13-24	.542	17	0	9	18-0	9-12	21-0.5	34-0.8
ACC	16	1-7	.143	1-5	.200	2	0	1	6-0	2-2	4-0.5	3-0.2

Tony Massenburg, 1989-90 Team Co-Captain; Maryland Graduate, May 1990

YEAR	GP	FGA-FGM	.PCT	FTM-FTA	.PCT	AS	BK	ST	PF-DQ	OR-DR	RBS-AVG	PTS-AVG
1989-90	31	206-408	.505	145-201	.721	20	37	28	94-3	120-194	314-10.1	557-18.0
ACC	14	107-209	.512	64-87	.736	11	13	8	47-2	55-95	150-10.7	278-19.9
1988-89	29	197-358	.550	87-145	.600	21	27	15	90-3	85-141	226-7.8	481-16.6
ACC	14	90-173	.520	41-63	.651	15	9	12	43-1	29-63	92-6.6	221-15.3
1987-88	23	93-179	.520	47-82	.573	10	22	9	67-2	65-57	122-5.3	233-10.1
ACC	14	48-104	.462	21-41	.512	7	13	9	42-2	37-27	64-4.6	117-8.4
1985-86	29	28-56	.500	27-48	.563	0	11	9	49-1	18-42	60-2.1	83-2.9
ACC	13	9-20	.450	11-18	.611	0	6	4	23-1	5-9	14-1.1	29-2.2
TOTALS	112	524-1001	.524	306-476	.643	51	97	61	300-9	288-434	722-6.5	1354-12.1
ACC	55	254-506	.502	137-209	.656	33	41	33	155-6	126-194	320-5.8	645-11.7

**Field Goal Percentage**

Rank	Player, School	FGM	FGA	Pct.
1.	Dale Davis, Clem.	205	328	.625
2.	Alaa Abdelnaby, Duke	217	350	.620
3.	Scott Williams, UNC	190	343	.554
4.	Chris King, WF	189	346	.546
5.	<b>Jerrod Mustaf, Md.</b>	<b>236</b>	<b>446</b>	<b>.529</b>
6.	Elden Campbell, Clem.	225	431	.522
7.	Rick Fox, UNC	203	389	.522
8.	Brian Oliver, GaT	260	504	.516
9.	Kenny Anderson, GaT	283	549	.515
10.	Christian Laettner, Duke	194	380	.511

**Free Throw Percentage**

Rank	Player, School	FTM	FTA	Pct.
1.	Christian Laettner, Duke	225	269	.836
	Phil Henderson, Duke	102	122	.836
3.	Chris Corchiani, NCS	99	119	.832
4.	Rodney Monroe, NCS	157	192	.818
5.	Dennis Scott, GaT	161	203	.793
6.	Bryant Stith, Va.	192	247	.777
7.	<b>Walt Williams, Md.</b>	<b>104</b>	<b>134</b>	<b>.776</b>
8.	Alaa Abdelnaby, Duke	138	178	.775
9.	<b>Jerrod Mustaf, Md.</b>	<b>127</b>	<b>164</b>	<b>.774</b>
10.	Bobby Hurley, Duke	110	143	.769

**3-Point Percentage**

Rank	Player, School	3PM	3PA	Pct.
1.	Rodney Monroe, NCS	84	174	.483
2.	Rick Fox, UNC	70	160	.438
3.	Dennis Scott, GaT	137	331	.414
4.	Phil Henderson, Duke	79	191	.414
5.	<b>Teyon McCoy, Md.</b>	<b>64</b>	<b>164</b>	<b>.390</b>
6.	Brian Oliver, GaT	57	147	.388
7.	John Crotty, Va.	66	194	.340

**Rebounding**

Rank	Player, School	GP	No.	Avg.
1.	Dale Davis, Clem.	35	395	11.3
2.	<b>Tony Massenburg, Md.</b>	<b>31</b>	<b>314</b>	<b>10.1</b>
3.	Christian Laettner, Duke	38	364	9.6
4.	Elden Campbell, Clem.	35	281	8.0
5.	<b>Jerrod Mustaf, Md.</b>	<b>33</b>	<b>254</b>	<b>7.7</b>
6.	Malcolm Mackey, GaT	35	262	7.5
7.	Chris King, WF	28	208	7.4
8.	Scott Williams, UNC	33	240	7.3
9.	Kenny Turner, Va.	32	225	7.0
	Tom Gugliotta, NCS	30	211	7.0

**Assists**

Rank	Player, School	GP	No.	Avg.
1.	Kenny Anderson, GaT	35	285	8.1
2.	Chris Corchiani, NCS	30	238	7.9
3.	Bobby Hurley, Duke	38	288	7.6
4.	John Crotty, Va.	32	214	6.7
5.	Kin Rice, UNC	34	217	6.4
6.	Derrick McQueen, WF	27	141	5.2
7.	Marion Cash, Clem.	35	174	5.0
8.	<b>Walt Williams, Md.</b>	<b>33</b>	<b>149</b>	<b>4.5</b>
9.	David Young, Clem.	35	142	4.1
10.	<b>Teyon McCoy, Md.</b>	<b>32</b>	<b>115</b>	<b>3.6</b>

**Steals**

Rank	Player, School	GP	No.	Avg.
1.	Chris Corchiani, NCS	30	95	3.2
2.	Kenny Anderson, GaT	35	79	2.3
3.	Brian Howard, NCS	30	56	1.9
4.	Bobby Hurley, Duke	38	69	1.8
	Dennis Scott, GaT	35	62	1.8
6.	<b>Walt Williams, Md.</b>	<b>33</b>	<b>57</b>	<b>1.7</b>
7.	Christian Laettner, Duke	38	59	1.6
	Derrick Forrest, Clem.	35	57	1.6
	Marion Cash, Clem.	35	56	1.6
	Rick Fox, UNC	34	54	1.6
	King Rice, UNC	34	54	1.6
	Tom Gugliotta, NCS	30	48	1.6

**Blocked Shots**

Rank	Player, School	GP	No.	Avg.
1.	Elden Campbell, Clem.	35	97	2.8
2.	Dale Davis, Clem.	35	58	1.7
3.	<b>Cedric Lewis, Md.</b>	<b>33</b>	<b>49</b>	<b>1.5</b>
4.	Alaa Abdelnaby, Duke	38	48	1.3
5.	Malcolm Mackey, GaT	35	41	1.2
	Scott Williams, UNC	33	41	1.2
	<b>Tony Massenburg, Md.</b>	<b>31</b>	<b>37</b>	<b>1.2</b>
8.	Christian Laettner, Duke	38	41	1.1
	Chris King, WF	28	31	1.1

**Maryland in the Final 1989 ACC Team Statistics**

Scoring Offense:	3rd (83.2 ppg)
Scoring Defense:	6th (77.2 ppg)
Rebounding Margin:	3rd (+3.2 rpg)
Scoring Margin:	5th (+5.7 ppg)
FG Percentage:	5th (.483)
FT Percentage:	4th (.709)
3PT Percentage:	3rd (.396)
Opponent Percentage:	2nd (.429)
Blocked Shots:	2nd (4.9 bpg)
Steals:	6th (6.6 spg)
Turnover Margin:	7th (-0.6 pg)



*Gary Williams: Made quite a positive impression in his first year on the ACC's sidelines.*



*Walt Williams: The only player in the ACC last season to rank in the league's top 10 assists, steals and blocked shots.*

The Atlantic Coast Conference's 1990 All-Star team had a distinctly Maryland flavor. Of a traveling party of 16, including players, coaches, administrative and medical staffs, seven members of the party had Maryland ties.


The All-Stars, who swept a six-game tour through Germany, were led by Maryland Head Coach Gary Williams. Williams was joined on the summer staff by assistant coach Billy Hahn, assistant athletic director Jeff Hathaway (and his wife, Paula), trainer Bill Saylor, and team doctor Pete Lavine.

That Maryland contingent was joined on the team of 10 by Terrapin players Matt Roe and Cedric Lewis. Roe was the team's third leading scorer, averaging 15.0 points a game on the tour. He led the team in scoring in two of the six games. As is Gary Williams' style, he coached an uptempo game to the delight of the German spectators and his team. The all-stars averaged 114.5 points on the tour and never failed to surpass the century mark in any of the six games.

The tour, sponsored by Champion Products, Inc., was the second such tour for the ACC in as many years. In the summer of 1989, an ACC all-star team traveled to Greece.



1990 ACC All-Stars: (Kneeling, L-R) Bill Saylor, trainer, Matt Roe, Maryland, Bill McCaffrey, Duke, King Rice, UNC, George Lynch, UNC. (Standing, L-R) Billy Hahn, assistant coach, Kenny Turner, Virginia, Wayne Buckingham, Clemson, Cedric Lewis, Maryland, Matt Geiger, Georgia Tech, Tom Gugliotta, N.C. State, Anthony Tucker, Wake Forest, Gary Williams, Head Coach, Pete Lavine, team doctor, Jeff Hathaway, team administrator.



Turtle Tours: Even the bus company on the ACC's Summer Tour had a distinctly Maryland flavor. Pictured here are (L-R): Cedric Lewis, Billy Hahn, Matt Roe, and Gary Williams.

### Final Stats and Results for 1990 ACC Summer Tour

Player, School	TTL			Germania	Steiner	SSV	Total	Avg.
	Bamberg	Bramsche	Godesberg					
George Lynch, UNC.....	25	11	17	16	24	13	106	17.7
Matt Geiger, GaT.....	20	13	12	15	17	14	91	15.2
Matt Roe, Md.....	17	22	17	13	7	14	90	15.0
Anthony Tucker, WF.....	19	17	11	18	3	18	80	14.3
Kenny Turner, Va.....	8	16	6	8	8	18	64	10.7
Bill McCaffrey, Duke.....	7	14	6	8	11	14	60	10.0
King Rice, UNC.....	12	17	7	2	13	5	56	9.3
Wayne Buckingham, Clem.....	0	6	12	20	11	5	54	9.0
Tom Gugliotta, NCS.....	8	13	10	3	2	5	41	6.8
Cedric Lewis, Md.....	2	11	5	4	5	10	37	6.2

Date	Opponent	Score	Leading Scorer
August 11	TTL Bamberg	118-106	George Lynch (UNC) 25
August 13	Bramsche	140-110	Matt Roe (Md.) 22
August 14	Godesberg	103-96	Matt Roe (Md.) & George Lynch (UNC) 17
August 15	Germania Trier	107-90	Wayne Buckingham (Clem.) 20
August 17	Steiner Bayreuth	101-100	George Lynch (UNC) 24
August 18	SSV Ulm	118-92	Kenny Turner (Va.) 20

# 1990-91 Atlantic Coast Conference Basketball Schedule

(ALL TIMES EASTERN — SUBJECT TO CHANGE)

	SUNDAY	MONDAY	TUESDAY	WEDNESDAY	THURSDAY	FRIDAY	SATURDAY	
NOVEMBER	11 Marathon Oil at N.C. STATE (7:30)	12	13 German National at VIRGINIA (7:30)	14 Marquette at DUKE in NIT (TV:7:30)	15 Marathon Oil at CLEMSON (7:30) USSR at GEORGIA TECH (7:30) German National at WAKE FOREST (7:30)	16 German National at N.C. STATE (7:30)	17 German National at NORTH CAROLINA (7:30)	
	18	19	20	21	22	23 Howard at WAKE FOREST (7:30) N.C. STATE at Florida International (8:00)	24 VIRGINIA in Alaska Shootout Mt. St. Mary at CLEMSON (5:00) Augusta at GEORGIA TECH (7:30) San Diego State at NORTH CAROLINA (7:30) Farrleigh Dickinson at WAKE FOREST (7:30)	
	25 ← VIRGINIA in Alaska Shootout (Anchorage) →	26 Spartan at CLEMSON (7:30) East Carolina at DUKE (7:30) Towson State at MARYLAND (8:30)	27 Morgan State at GEORGIA TECH (7:30) Jacksonville at NORTH CAROLINA (7:30) WAKE FOREST at Alabama (8:30)	28 The Citadel at CLEMSON (7:30) Southern Cal at MARYLAND (7:30) Baylor at N.C. STATE (7:30)	29	30 ← NORTH CAROLINA in Del Paso Tournament of Champions (Charlotte) →	1 Western Carolina at N.C. STATE (7:30) UNC-Charlotte at DUKE (7:30) GEORGIA TECH at Richmond (7:30) MARYLAND at West Virginia (TBA) WAKE FOREST at Tulsa (2:00)	
DECEMBER	2 Furman at CLEMSON (2:00)	3 Richmond, Va., Coliseum VIRGINIA Pittsburgh (TV:7:00) MARYLAND Boston College (9:00)	4 <b>ACC/BIG EAST BASKETBALL CHALLENGE</b>		5 Capitol Centre, Landover, MD GEORGIA TECH St. John's (TV:7:00) DUKE Georgetown (TV:8:00)	6 Smith Center, Chapel Hill, N.C. WAKE FOREST Villanova (TV:7:00) NORTH CAROLINA Connecticut (TV:8:00)	7	8 Michigan at DUKE (TV:2:00) W. Green Bay at CLEMSON (5:00) Mt. St. Mary at N.C. STATE (7:30) Fordham at GEORGIA TECH (7:30) Ipswich at VIRGINIA (7:30) MARYLAND at Jacksonville (7:30) WAKE FOREST at Davidson (7:30)
	9	10 Kentucky at NORTH CAROLINA (TV:9:00)	11 UC Irvine at MARYLAND (7:30)	12	13	14	15 GEORGIA TECH at Temple (TV:4:00) UNC-Charlotte at CLEMSON (5:00) Alabama at NORTH CAROLINA (TV:7:30)	
	16	17 South Carolina State at CLEMSON (7:30) Auburn in Action at VIRGINIA (7:30)	18	19 Georgia at GEORGIA TECH (7:30) DUKE at Harvard (7:30)	20 ← CLEMSON in Florida International Invitational (Miami) →	21	22 Lafayette at MARYLAND (1:00) UNC-Asheville at N.C. STATE (2:00) DUKE at Oklahoma (TV:3:45) NORTH CAROLINA at Purdue (TV:7:30) Richmond at WAKE FOREST (7:30) Loyola Marymount at GEORGIA TECH (TV:8:30)	
	23	24	25	26	27 ← GEORGIA TECH in Sugar Bowl Classic (New Orleans) →	28 MARYLAND in ECAC Tournament (NYC)	29 Lehigh at DUKE (7:30) N.C. STATE at East Tennessee State (7:30) VIRGINIA at Minnesota (8:00) MARYLAND in ECAC Tournament (NYC) NORTH CAROLINA vs. DePaul in Citrus Classic at Orlando (TV:4:00)	
	30 NORTH CAROLINA in Citrus Classic at Orlando	31	1	2 CLEMSON at N.C. STATE (TV:7:00) MARYLAND at WAKE FOREST (7:30) Boston University at DUKE (7:30) Howard at GEORGIA TECH (7:30) VIRGINIA at Marquette (8:30)	3 NORTH CAROLINA at Cornell (7:30)	4	5 DUKE at VIRGINIA (TV:12:30) CLEMSON at MARYLAND (1:00-TV DELAY) NORTH CAROLINA vs. Notre Dame at Meadowlands (TV:8:00) N.C. STATE at Kansas (8:00)	
JANUARY	6 WAKE FOREST at GEORGIA TECH (TV:12:30)	7 Coastal Carolina at N.C. STATE (7:30) Mt. St. Mary at MARYLAND (7:30)	8 VIRGINIA at CLEMSON (TV:9:00)	9 MARYLAND at NORTH CAROLINA (7:30) Colorado at WAKE FOREST (7:30) GEORGIA TECH at DUKE (TV:8:00)	10	11	12 WAKE FOREST at CLEMSON (TV:12:30) DUKE at MARYLAND (1:00-TV DELAY) NORTH CAROLINA at VIRGINIA (TV:4:00)	
	13 GEORGIA TECH at N.C. STATE (TV:12:30)	14 WAKE FOREST at DUKE (TV:8:00)	15	16 VIRGINIA at MARYLAND (7:30) Western Carolina at CLEMSON (7:30) DUKE at The Citadel (7:30) N.C. STATE at NORTH CAROLINA (TV:9:00)	17	18	19 Temple at CLEMSON (TV:12:30) N.C. STATE at WAKE FOREST (TV:1:30) VIRGINIA at GEORGIA TECH (TV:4:00) MARYLAND at South Florida (7:30) NORTH CAROLINA at DUKE (TV:4:00)	
	20	21 Davidson at VIRGINIA (7:30) Marquette at N.C. STATE (7:30)	22 Boston University at MARYLAND (7:30)	23 DUKE at N.C. STATE (TV:7:00) VIRGINIA Virginia Tech at Richmond (7:30) NORTH CAROLINA at WAKE FOREST (TV:8:00)	24 CLEMSON at GEORGIA TECH (TV:9:00)	25	26 N.C. STATE at MARYLAND (1:00-TV DELAY) VIRGINIA at Notre Dame (TV:2:00) DUKE at CLEMSON (TV:4:00)	
	27 GEORGIA TECH at NORTH CAROLINA (TV:2:00)	28 Miami (FL) at WAKE FOREST (7:30)	29 American U. at MARYLAND (7:30) N.C. STATE at VIRGINIA (TV:9:00)	30 DUKE at GEORGIA TECH (TV:8:00)	31 Winthrop at WAKE FOREST (7:30) NORTH CAROLINA at CLEMSON (TV:8:00)	1 MARYLAND at GEORGIA TECH (7:30)	2 WAKE FOREST at VIRGINIA (TV:1:30) DUKE at Notre Dame (TV:4:00) CLEMSON at South Carolina (7:30)	
FEBRUARY	3 N.C. STATE at GEORGIA TECH (TV:2:00)	4 Radford at VIRGINIA (7:30) WAKE FOREST at William & Mary (7:30)	5	6 MARYLAND at CLEMSON (7:30) Bucknell at WAKE FOREST (7:30) NORTH CAROLINA at N.C. STATE (TV:8:00)	7 VIRGINIA at DUKE (TV:8:00)	8	9 MARYLAND at DUKE (1:00) GEORGIA TECH at WAKE FOREST (TV:1:30) VIRGINIA at NORTH CAROLINA (TV:4:00)	
	10 N.C. STATE at CLEMSON (TV:1:30) Louisiana State at DUKE (TV:2:00) VIRGINIA at WAKE FOREST (TV:4:00)	11	12	13 WAKE FOREST at NORTH CAROLINA (TV:7:00) GEORGIA TECH at MARYLAND (7:30) Davidson at DUKE (7:30) Fairleigh at VIRGINIA (7:30) Robert Morris at N.C. STATE (7:30)	14	15	16 NORTH CAROLINA at MARYLAND (1:00-TV DELAY) CLEMSON at VIRGINIA (TV:1:30) DUKE at WAKE FOREST (TV:4:00) N.C. STATE in Connecticut (TV:4:00)	
	17 GEORGIA TECH Arizona at Meadowlands (TV:3:45)	18 The Citadel at NORTH CAROLINA (7:30)	19 MARYLAND at Virginia Tech (7:30) GEORGIA TECH at VIRGINIA (TV:8:00)	20 N.C. STATE at DUKE (TV:4:00)	21	22	23 WAKE FOREST at MARYLAND (1:00-TV DELAY) CLEMSON at NORTH CAROLINA (TV:1:30) VIRGINIA at N.C. STATE (TV:4:00)	
	24 Louisville at GEORGIA TECH (TV:3:00) CLEMSON at WAKE FOREST (TV:4:00) DUKE at Arizona (TV:4:00)	25 Towson State at VIRGINIA (7:30) N.C. STATE at Tennessee (7:30)	26	27 MARYLAND at N.C. STATE (7:30) New Hampshire at WAKE FOREST (7:30) CLEMSON at DUKE (TV:8:00)	28 NORTH CAROLINA at GEORGIA TECH (TV:8:00)	1	2 MARYLAND at VIRGINIA (1:00-TV DELAY) WAKE FOREST at N.C. STATE (TV:1:30) GEORGIA TECH at CLEMSON (TV:4:00)	
MARCH	3 DUKE at NORTH CAROLINA (TV:2:00)	4	5	6	7	8 ← ACC TOURNAMENT at CHARLOTTE → (Games at 12:00, 2:00, 7:00, 9:00)	9 ← ACC TOURNAMENT at CHARLOTTE → (Semifinal Games at 1:30 & 3:30)	
	10 <b>ACC TOURNAMENT at CHARLOTTE</b> (Championship Game at 1:00)	11	12	13	14 <b>NCAA FIRST ROUND</b> EAST - College Park, Md. SOUTHEAST - Louisville, Ky. MIDWEST - Minneapolis, Minn. WEST - Salt Lake City, Utah	15 <b>NCAA FIRST ROUND</b> EAST - Syracuse, N.Y. SOUTHEAST - Atlanta, Ga. MIDWEST - Dayton, Ohio WEST - Tucson, Ariz.	16 <b>NCAA SECOND ROUND</b> EAST - College Park, Md. SOUTHEAST - Louisville, Ky. MIDWEST - Minneapolis, Minn. WEST - Salt Lake City, Utah	
	17 <b>NCAA SECOND ROUND</b> EAST - Syracuse, N.Y. SOUTHEAST - Atlanta, Ga. MIDWEST - Dayton, Ohio WEST - Tucson, Arizona	18	19	20	21 <b>NCAA REGIONAL SEMIFINALS</b> SOUTHEAST - Charlotte, N.C. WEST - Seattle, Wash.	22 <b>NCAA REGIONAL SEMIFINALS</b> EAST - East Rutherford, N.J. MIDWEST - Pontiac, Mich.	23 <b>NCAA REGIONAL FINALS</b> SOUTHEAST - Charlotte, N.C. WEST - Seattle, Wash.	
	24 <b>NCAA REGIONAL FINALS</b> EAST - East Rutherford, N.J. MIDWEST - Pontiac, Mich.	25	26	27	28	29	30 <b>NCAA FINAL FOUR SEMIFINALS</b> Indiana Hoosier Dome Indianapolis, Ind.	
APR.	31	1 <b>NCAA CHAMPIONSHIP</b> Indiana Hoosier Dome Indianapolis, Ind.	2	3	4	5	6	

# TERP RECORD VS. ALL OPPONENTS

## vs. Air Force

1977-78 74-73 H W 1-0  
1978-79 81-68 A W 2-0

## vs. Alabama

1924-25 27-21 W 1-0  
(SC Tourn.)  
1984-85 59-56 W 2-0  
1985-86 60-58 W 3-0

## vs. Alaska

1984-85 54-52 A W 1-0

## vs. Alcorn State

1989-90 110-91 H W 1-0

## vs. American

1926-27 16-21 A L 0-1  
1977-78 78-65 N W 1-1  
1980-81 95-65 H W 2-1  
1982-83 73-71 H W 3-1

## vs. Appalachian State

1974-75 96-50 H W 1-0  
1975-76 76-74 H W 2-0

## vs. Arizona

1963-64 54-57 A L 0-1

## vs. Arizona State

1953-54 65-50 A W 1-0

## vs. Arkansas

1987-88 88-61 H W 1-0  
1988-89 68-73 A L 1-1

## vs. Army

1966-67 57-56 A W 1-0  
1969-70 54-69 H L 1-1  
1977-78 99-77 H W 2-1  
1989-90 78-60 N W 3-1  
(Central Fidelity CL)

## vs. Ball State

1976-77 86-70 H L 1-0

## vs. Baltimore City

1913-14 not avail.H L 0-1  
1935-36 55-33 H W 1-1  
1937-38 50-32 A W 2-1

## vs. Biscayne College

1978-79 86-60 H W 1-0

## vs. Boston College

1957-58 86-63 W 1-0  
(NCAA Trn.)  
1973-74 58-37 H W 2-0  
1983-84 89-76 H W 3-0

## vs. Boston University

1975-76 122-82 H W 1-0  
1989-90 61-65 A L 1-1

## vs. Brown

1971-72 100-83 H W 1-0  
1972-73 127-82 H W 2-0  
1979-80 72-59 H W 3-0

## vs. Bucknell

1976-77 106-72 H W 1-0  
1977-78 96-62 H W 2-0  
1978-79 107-97 H W 3-0  
1979-80 95-73 H W 4-0  
1986-87 77-68 H W 5-0

## vs. Buffalo

1969-70 97-77 H W 1-0  
1970-71 109-70 H W 2-0  
1971-72 82-58 H W 3-0  
1972-73 93-64 H W 4-0

## vs. California-Santa Barbara

1987-88 92-82 N W 1-0  
(NCAA)

## vs. Cal-State Sacramento

1989-90 98-68 N W 1-0  
(Chaminade)

## vs. Canisius

1971-72 86-77 H W 1-0  
1972-73 107-80 A W 2-0  
1973-74 86-73 H W 3-0  
1978-79 129-103 H W 4-0  
1981-82 91-73 H W 5-0  
1982-83 67-66 A W 6-0  
1983-84 77-55 H W 7-0

## vs. Catholic

1910-11 35-30 H W 1-0  
1913-14 not avail.A L 1-1  
not avail.H L 1-2  
1918-19 7-25 L 1-3  
12-14 L 1-4  
1923-24 13-30 L 1-5  
14-20 L 1-6  
1924-25 18-14 A W 2-6  
27-17 H W 3-6  
1929-30 37-30 H W 4-6  
1930-31 24-21 A W 5-6  
1931-32 39-34 H W 6-6  
1932-33 27-29 A L 6-7  
1933-34 33-25 H W 7-7  
1934-35 29-45 A L 7-8  
1935-36 29-40 H L 7-9  
1937-38 49-33 H W 8-9  
1938-39 40-38 A W 9-9  
1939-40 46-31 A L 9-10  
1943-44 33-31 H W 10-10  
33-53 A L 10-11  
1979-80 113-79 H W 11-11

## vs. Central Florida

1986-87 73-55 H W 1-0

## vs. CCNY

1924-25 22-16 H W 1-0  
1941-42 40-57 A L 1-1

## vs. UNC-Charlotte

1975-76 70-60 H W 1-0

## vs. Cincinnati

1954-55 78-61 A W 1-0

## vs. The Citadel

1937-38 45-43 N W 1-0  
(SC Tourn.)

## vs. Clemson

1938-39 45-35 H W 1-0  
27-39 N L 1-1  
1939-40 53-26 H W 2-1  
30-48 A L 2-2  
1940-41 34-48 H L 2-3  
1947-48 49-42 H W 3-3  
63-61 A W 4-3  
1948-49 74-50 H W 5-3  
49-68 A L 5-4  
1949-50 55-60 H L 5-5  
68-70 A L 5-6  
1950-51 44-50 A L 5-7  
54-50 H W 6-7  
50-48 N W 7-7  
1953-54 81-41 A W 8-7  
75-54 H W 9-7  
75-59 N W 10-7  
1954-55 71-63 A W 11-7  
68-66 H W 12-7  
1955-56 71-63 A W 13-7  
81-69 H W 14-7  
59-52 A W 15-7  
74-65 H W 16-7  
1957-58 66-73 A L 16-8  
72-54 H W 17-8  
1958-59 46-55 A L 17-9  
77-58 H W 18-9  
1959-60 70-55 H W 19-9  
67-59 A W 20-9  
1960-61 69-76 A L 20-10  
82-80 H W 21-10  
91-75 N W 22-10  
1961-62 61-73 A L 22-11  
68-75 H L 22-12  
1962-63 60-62 A L 22-13  
69-67 H W 23-13  
1963-64 56-48 H W 24-13  
68-83 A L 24-14  
67-81 N L 24-15  
1964-65 67-65 A W 25-15  
88-71 H W 26-15  
61-50 N W 27-15  
1965-66 66-71 A L 27-16  
69-81 H L 27-17  
1966-67 68-48 H W 28-17  
61-65 A L 28-18  
1967-68 93-94 A L 28-19  
81-68 H W 29-19  
1968-69 83-78 H W 30-19  
84-83 A W 31-19  
1969-70 75-63 A W 32-19  
103-85 H W 33-19  
1970-71 56-52 H W 34-19  
45-51 A L 34-20  
1971-72 61-63 A L 34-21  
67-57 H W 35-21  
54-52 N W 36-21  
1972-73 79-75 A W 37-21  
69-66 H W 38-21  
7-61 N W 39-21  
1973-74 89-60 H W 40-21  
56-54 A W 41-21

1974-75 82-83 A L 41-22  
70-64 H W 42-22

1975-76 77-82 H L 42-23  
98-89 A W 43-23

1976-77 71-93 A L 43-24  
84-78 H W 44-24

1977-78 90-75 H W 45-24  
80-75 A W 46-24

1978-79 77-63 A W 47-24  
77-69 H W 48-24

1979-80 84-83 H W 50-24  
81-90 A L 50-25

1980-81 91-85 N W 51-25  
68-62 A W 52-25

1981-82 72-70 H W 53-25  
62-57 H W 54-25  
67-75 A L 54-26

1982-83 80-61 A W 55-26  
92-88 H W 56-26

1983-84 85-72 H W 57-26  
66-65 A W 58-26

1984-85 94-84 H W 59-26  
64-71 A L 59-27

1985-86 78-68 H W 60-27  
60-70 A L 60-28

1986-87 79-80 H L 60-29  
64-72 A L 60-30

1987-88 68-53 H W 61-30  
70-66 A W 62-30

1988-89 58-75 A L 62-31  
98-87 H W 63-31

1989-90 77-82 A L 63-32  
74-75 H L 63-33

## vs. Cleveland State

1984-85 95-84 A W 1-0

## vs. Columbia

1924-25 24-23 A W 1-0  
1963-64 82-76 A W 2-0

## vs. Connecticut

1989-90 65-87 N L 0-1  
(Big East)

## vs. Coppin State

1989-90 63-70 H L 0-1

## vs. Creighton

1974-75 83-79 N W 1-0  
(NCAA Tourn.)

## vs. Davidson

1966-67 66-65 A W 1-0  
1968-69 69-83 A L 1-1

## vs. Dayton

1965-66 77-75 A W 1-0  
1983-84 61-59 H W 2-0  
1984-85 63-67 A L 2-1

## vs. Delaware

1910-11 14-23 A L 0-1  
1969-70 94-58 H W 1-1  
1970-71 86-73 H W 2-1

## vs. Delaware College

1913-14 not avail.A L 0-1

## vs. Delaware State

1989-90 87-53 H W 1-0

## vs. DePaul

1976-77 92-74 H W 1-0

## vs. DePaw

1974-75 113-49 H W 1-0  
1975-76 99-42 H W 2-0

## vs. Duke

1925-26 41-20 H W 1-0  
1929-30 27-28 H L 1-1  
24-39 A L 1-2

1930-31 32-24 H W 2-2  
1931-32 20-18 A W 3-2

1932-33 30-28 H W 4-2  
1933-34 37-33 H W 5-2

1934-35 39-48 H L 5-3  
1935-36 47-35 N W 7-3

1936-37 31-34 A L 7-4  
30-34 A L 7-5

1937-38 40-35 H W 8-5  
34-44 A L 8-6

1938-39 37-34 H W 9-7  
60-44 A W 10-7

1939-40 32-30 H W 11-7  
37-48 A L 11-8

1940-41 26-40 H L 11-10  
17-43 A L 11-11

1941-42 33-37 A L 11-12  
46-64 H L 11-13

1942-43 43-46 H L 11-14  
1944-45 24-51 A L 11-15

49-76 N L 11-16  
1945-46 25-59 A L 11-17

43-38 H W 12-17  
1946-47 39-40 H L 12-18

1947-48 42-53 A L 12-19  
1949-50 46-58 A L 12-20

67-57 H W 13-20  
1950-51 40-49 H L 13-21

1951-52 51-56 A L 13-22  
48-51 N L 13-23

1952-53 74-65 N W 14-23  
1953-54 61-68 H L 14-24

1954-55 49-47 H W 15-24  
61-68 A L 15-25

1955-56 62-76 A L 15-26  
70-82 H L 15-27

69-94 N L 15-28  
1956-67 62-51 H W 16-28

60-72 A L 16-29  
1957-58 74-49 H W 17-29

59-68 A L 17-30  
71-65 N W 18-30

1958-59 64-31 H W 19-30  
69-78 A L 19-31

1959-60 56-48 A W 20-31  
71-61 H W 21-31

1960-61 62-70 A L 21-32  
76-71 H W 22-32

1961-62 68-84 A L 22-23  
53-79 H L 22-34

58-71 N L 22-35  
1962-63 56-92 A L 22-36

70-76 H L 22-37  
1963-64 72-104 H L 22-38

63-84 A L 22-39  
1964-65 64-82 A L 22-40

85-82 H W 23-40  
1965-66 61-76 A L 23-41

69-74 H L 23-42  
1966-67 69-72 H L 23-43

58-81 A L 23-44  
1967-68 52-84 H L 23-45

64-85 A L 23-46  
1968-69 85-96 A L 23-47

83-93 H L 23-48  
1969-70 52-50 H W 24-48

76-87 A L 24-49  
1970-71 88-79 A W 25-49

67-70 H L 25-50  
1971-72 77-58 H W 26-50

59-68 A L 26-51  
1972-73 81-85 A L 26-52

96-68 H W 27-52  
1973-74 104-83 H W 28-52  
64-61 A W 29-52



1974-75	85-66	N W	30-52
	83-77	H W	31-52
	104-80	A W	32-52
1975-76	102-91	H W	33-52
	67-69	A L	33-53
	80-78	N W	34-53
1976-77	65-64	A W	35-53
	85-72	H W	36-53
1977-78	78-88	H L	36-54
	70-81	A L	36-55
	69-81	N L	36-56
1978-79	78-87	A L	36-57
	70-68	H W	37-57
1979-80	101-82	H W	38-57
	61-66	A L	36-58
	72-73	N L	38-59
1980-81	94-79	H W	39-59
	54-55	A L	39-60
	56-53	N W	40-60
1981-82	40-36	A W	41-60
	77-60	H W	42-60
1982-83	67-86	H L	42-61
	101-90	A W	43-61
1983-84	81-75	A W	44-61
	84-89	H L	44-62
	74-62	N W	45-62
1984-85	78-76	H W	46-62
	62-70	A L	46-63
	73-86	N L	46-64
1985-86	75-81	H L	46-65
	68-80	A L	46-66
1986-87	61-85	H L	46-67
	67-76	A L	46-68
1987-88	72-69	A W	47-68
	83-90	H L	47-69
1988-89	72-82	H L	47-70
	60-86	A L	47-71
1989-90	80-91	A L	47-72
	111-114	H L	47-73
	OT		
	84-104	N L	47-74
(ACC Tourn.)			
<b>vs. Duquesne</b>			
1971-72	85-71	H W	1-0
1972-73	81-71	A W	2-0
1973-74	98-72	H W	3-0
1974-75	103-82	A W	4-0
1982-83	85-64	H W	5-0
1983-84	78-67	A W	6-0
<b>vs. East Carolina</b>			
1975-76	127-84	H W	1-0
1976-77	80-69	H W	2-0
1977-78	130-106	H W	3-0
1978-79	82-71	H W	4-0
1979-80	85-72	H W	5-0
1987-88	75-59	H W	6-0
<b>vs. Eastern Kentucky</b>			
1973-74	106-57	H W	1-0
<b>vs. East Tennessee</b>			
1974-75	105-87	H W	1-0
1989-90	91-86	N W	2-0
(Chaminade)			
<b>vs. Evansville</b>			
1953-54	66-58	A W	1-0
<b>vs. Fairleigh Dickinson</b>			
1980-81	109-83	H W	1-0
1985-86	74-51	H W	2-0
1986-87	70-59	H W	3-0
<b>vs. Florida</b>			
1931-32	24-39	L	0-1

<b>vs. Fordham</b>			
1956-57	62-68	H L	0-1
1957-58	61-58	A W	1-1
1959-60	76-54	A W	2-1
1969-70	94-71	H W	3-1
1972-73	83-72	A W	4-1
1973-74	112-73	H W	5-1
1974-75	65-46	A W	6-1
1975-76	81-56	H W	7-1
<b>vs. Galludet</b>			
1910-11	30-56	A L	0-1
	27-54	H L	0-2
1913-14	not avail.	A L	0-3
	not avail.	A L	0-4
	not avail.	H L	0-5
1918-19	27-26	W	1-5
	9-33	L	1-6
1923-24	42-28	W	2-6
1924-25	25-14	H W	3-6
1925-26	40-13	H W	4-6
1926-27	39-26	H W	5-6
1927-28	45-20	H W	6-6
1930-31	38-27	H W	7-6
1944-45	26-27	H L	7-7
<b>vs. George Mason</b>			
1981-82	74-62	H W	1-0
1985-86	81-80	A W	2-0
1989-90	104-86	N W	3-0
(Chaminade)			
<b>vs. George Washington</b>			
1913-14	not avail.	H L	0-1
1918-19	20-53	L	0-2
	11-25	L	0-3
1923-24	41-22	W	1-3
	19-20	L	1-4
1938-39	24-37	A L	1-5
1939-40	26-44	H L	1-6
1940-41	28-61	A L	1-7
1941-42	29-47	H L	1-8
1942-43	43-48	A L	1-9
1945-46	48-35	H W	2-9
1946-47	44-43	H W	3-9
	48-63	H L	3-10
1947-48	49-65	A L	3-11
	35-59	H L	3-12
1948-49	54-66	H L	3-13
1949-50	51-71	H L	3-14
1950-51	47-67	A L	3-15
1951-52	56-57	H L	3-16
1952-53	62-63	A L	3-17
	66-53	H W	4-17
1953-54	68-61	H W	5-17
	53-50	H W	6-17
1954-55	53-75	A L	6-18
	67-73	H L	6-19
1955-56	62-48	H W	7-19
	67-46	A W	8-19
1956-57	68-48	A W	9-19
	84-67	H W	10-19
1957-58	64-55	H W	11-19
1958-59	65-66	H L	11-20
1959-60	64-57	A W	12-20
	86-84	H W	13-20
1960-61	80-68	H W	14-20
	44-63	A L	14-21
1961-62	67-56	A W	15-21
	81-67	H W	16-21
1962-63	74-72	H W	17-21
	68-67	A W	18-21
1963-64	80-76	A W	19-21
1964-65	82-80	H W	20-21
1965-66	107-81	A W	21-21
1966-67	78-52	H W	22-21
1967-68	84-53	A W	23-21
1968-69	99-96	H W	24-21
1969-70	92-71	A W	25-21
1970-71	69-67	H W	26-21
1971-72	118-96	A W	27-21

1972-73	88-79	H W	28-21
1973-74	92-71	A W	29-21
1975-76	82-72	A W	30-21
1976-77	76-86	H L	30-22
1977-78	90-101	A L	30-23
1978-79	84-72	H W	31-23
<b>vs. Georgetown</b>			
1910-11	25-31	A L	0-1
1913-14	not avail.	A L	0-2
1934-35	24-25	H L	0-3
1935-36	47-39	A W	1-3
1936-37	27-39	H L	1-4
1937-38	39-57	A L	1-5
1938-39	25-39	H L	1-6
1939-40	28-27	A W	2-6
1940-41	34-51	A L	2-7
1941-42	51-42	A W	3-7
1942-43	36-46	H L	3-8
1947-48	40-52	A L	3-9
1948-49	51-53	A L	3-10
	52-56	H L	3-11
1949-50	71-65	A W	4-11
1950-51	58-47	H W	5-11
1951-52	55-40	H W	6-11
	61-71	A L	6-12
1952-53	45-54	H L	6-13
	48-49	A L	6-14
1953-54	56-58	A L	6-15
	53-50	H W	7-15
1954-55	60-43	H W	8-15
1955-56	62-57	A W	9-15
	72-61	H W	10-15
1956-57	82-69	H W	11-15
	62-59	A W	12-15
1957-58	55-45	A W	13-15
	56-46	H W	14-15
1958-59	61-53	H W	15-15
	67-56	A W	16-15
1959-60	59-48	H W	17-15
1960-61	78-67	A W	18-15
	55-47	H W	19-15
1961-62	78-79	H L	19-16
	83-70	A W	20-16
1962-63	70-79	A L	20-17
	73-72	H W	21-17
1963-64	72-83	A L	21-18
	78-81	H L	21-19
1964-65	85-67	A W	22-19
1965-66	77-59	H W	23-19
1966-67	49-80	A L	23-20
1967-68	68-60	H W	24-20
1969-70	81-71	H W	25-20
1970-71	79-96	A L	25-21
1971-72	79-46	H W	26-21
1972-73	99-73	A W	27-21
1973-74	115-83	H W	28-21
1974-75	104-71	A W	29-21
1975-76	72-63	A W	30-21
1977-78	91-87	N W	31-21
1978-79	65-68	N L	31-22
1979-80	71-83	N L	31-23
1979-80	68-74	N L	31-24
(NCAA)			
<b>vs. Georgia</b>			
1923-24	25-29	L	0-1
(SC)			
1926-27	34-33	H W	1-1
1930-31	26-25	W	2-1
(SC)			
1932-33	36-40	H L	2-2
1981-82	69-83	A L	2-3
(NIT)			
<b>vs. Georgia State</b>			
1988-89	69-62	N W	1-0
(Freedom Bowl)			
<b>vs. Georgia Tech</b>			
1972-73	90-55	H W	1-0

1974-75	105-67	H W	2-0
1975-76	93-65	H W	3-0
1977-78	65-63	H W	4-0
1979-80	70-60	H W	5-0
	83-73	A W	6-0
	52-49	N W	7-0
1980-81	66-55	A W	8-0
	72-64	H W	9-0
1981-82	43-45	H L	9-1
	63-64	A L	9-2
1982-83	77-68	H W	10-2
	60-70	A L	10-3
	58-64	N L	10-4
1983-84	70-71	A L	10-5
	79-74	H W	11-5
1984-85	69-70	N L	11-6
	60-72	H L	11-7
	43-48	A L	11-8
1985-86	67-68	A L	11-9
	70-77	H L	11-10
	62-64	N L	11-11
1986-87	67-76	H L	11-12
	58-61	A L	11-13
1987-88	83-96	H L	11-14
	82-104	A L	11-15
	84-67	N W	12-15
1988-89	74-87	A L	13-15
	66-67	H L	13-16
1989-90	84-90	H L	13-17
	78-80	A L	13-18
<b>vs. Hawaii</b>			
1984-85	79-71	A W	1-0
<b>vs. Hawaii-Pacific</b>			
1985-86	92-85	A W	1-0
<b>vs. Hofstra</b>			
1981-82	94-52	H W	1-0
<b>vs. Holy Cross</b>			
1971-72	102-79	A W	1-0
1973-74	102-75	H W	2-0
1982-83	55-53	A W	3-0
1984-85	99-75	H W	4-0
<b>vs. Houston</b>			
1965-66	69-68	A W	1-0
1982-83	50-60	N L	1-1
(NCAA)			
<b>vs. Illinois</b>			
1983-84	70-72	N L	0-1
(NCAA)			
<b>vs. Indiana</b>			
1934-35	25-30	H L	0-1
1959-60	63-72	A L	0-2
1980-81	64-99	N L	0-3
(NCAA)			
<b>vs. Iowa</b>			
1984-85	78-68	N W	1-0
<b>vs. Jacksonville</b>			
1971-72	91-77	W	1-0
(NIT)			
1989-90	68-53	H W	2-0

# TERP RECORD VS. ALL OPPONENTS

## vs. Loyola (Md.) College

1913-14	not avail.	A L	0-1
1930-31	30-33	H L	0-2
1931-32	27-28	H L	0-3
1947-48	52-63	H L	0-4
1948-49	75-77	A L	0-5
1958-59	54-40	A W	1-5
1970-71	88-69	A W	2-5
1971-72	73-60	A W	3-5
1984-85	88-74	A W	4-5
1987-88	74-60	N W	5-5

## vs. Maine

1969-70	97-68	H W	1-0
---------	-------	-----	-----

## vs. Manhattan

1957-58	59-55	N W	1-0
(NCAA)			

## vs. Marshall

1968-69	89-80	A W	1-0
1980-81	114-89	H W	2-0

## vs. Maryland-Baltimore County

1986-87	78-64	H W	1-0
1988-89	78-66	H W	2-0
1989-90	113-61	H W	3-0

## vs. Maryland-Eastern Shore

1979-80	82-58	H W	1-0
1980-81	81-65	H W	2-0
1981-82	76-64	H W	3-0
1982-83	91-70	H W	4-0
1983-84	104-69	H W	5-0
1984-85	87-48	H W	6-0
1985-86	91-44	H W	7-0
1986-87	117-51	H W	8-0
1987-88	101-51	H W	9-0
1988-89	97-53	H W	10-0

## vs. Massachusetts

1989-90	91-81	H W	1-0
(NIT)			

## vs. Memphis State

1957-58	46-47	A L	0-1
1966-67	53-55	A L	0-2

## vs. Miami (Fla.)

1953-54	63-57	A W	1-0
1961-62	71-68	A W	2-0
1964-65	73-80	A L	2-1
1967-68	73-93	A L	2-2
1968-69	35-92	A L	2-3
1970-71	111-77	H W	3-3

## vs. Miami (Ohio)

1948-49	43-42	A W	1-0
	48-58	A L	1-1
1979-80	115-76	H W	2-1
1984-85	69-68(OT)	N W	3-1
(NCAA)			

## vs. Michigan

1926-27	25-39	A L	0-1
1933-34	29-25	H W	1-1
1937-38	26-33	H L	1-2

## vs. Michigan State

1955-56	75-95	H L	0-1
---------	-------	-----	-----

## vs. Minnesota

1960-61	64-53	A W	1-0
1961-62	75-69	H W	2-0

## vs. Mississippi

1928-29	35-37	L	0-1
1987-88	74-69	N W	1-1

## vs. Mississippi State

1958-59	45-56	A L	0-1
1961-62	62-64	A L	0-2

## vs. Missouri

1987-88	85-93	A L	0-1
1988-89	73-87	H L	0-2

## vs. Monmouth

1988-89	74-70	H W	1-0
---------	-------	-----	-----

## vs. Montana State

1956-57	89-72	A W	1-0
---------	-------	-----	-----

## vs. Morgan State

1988-89	73-61	H W	1-0
---------	-------	-----	-----

## Mount St. Joseph

1910-11	22-20	H W	1-0
1913-14	not avail.	H L	1-1
	not avail.	A L	1-2

## vs. Mount St. Mary's

1987-88	82-54	A W	1-0
---------	-------	-----	-----

## vs. Navy

1924-25	16-23	A L	0-1
1925-26	21-12	A W	1-1
1926-27	30-32	A L	1-2
1927-28	26-35	A L	1-3
1928-29	30-27	A W	2-3
1929-30	43-39	A W	3-3
1930-31	33-36	A L	3-4
1931-32	26-15	H W	4-4
1932-33	21-59	A L	4-5
1933-34	27-46	A L	4-6
1934-35	36-43	A L	4-7
1935-36	32-20	A W	5-7
1936-37	37-53	A L	5-8
1937-38	34-37	A L	5-9
1938-39	37-47	A L	5-10
1940-41	27-52	A L	5-11
1941-42	47-61	A L	5-12
1942-43	63-54	A W	6-12
1943-44	35-69	A L	6-13
1944-45	33-70	A L	6-14
1945-46	35-44	A L	6-15
1946-47	27-55	A L	6-16
1947-48	47-51	A L	6-17
1948-49	46-52	A L	6-18
1949-50	62-75	A L	6-19
1950-51	47-51	A L	6-20
1951-52	48-45	A W	7-20
1952-53	47-51	A L	7-21
1953-54	61-60	A W	8-21
1954-55	60-54	A W	9-21
1955-56	80-61	H W	10-21
1956-57	55-56	A L	10-22
1957-58	88-58	H W	11-22
	64-51	A W	12-22
1958-59	50-53	H L	12-23
1959-60	51-50	A W	13-23
1960-61	63-62	H W	14-23
1961-62	58-67	A L	14-24
1962-63	67-61	H W	15-24
1963-64	55-68	A L	15-25
1964-65	77-58	H W	16-25
	70-57	A W	17-25
1965-66	74-69	H W	18-25
1966-67	76-72	H W	19-25
1968-69	68-72	A L	19-26
1969-70	73-57	H W	20-26
1971-72	85-60	A W	21-26

1972-73	76-67	A W	22-26
1973-74	72-50	A W	23-26
1974-75	83-73	A W	24-26
1975-76	87-69	A W	25-26
1976-77	64-54	N W	26-26
1978-79	82-62	H W	27-26
1980-81	86-64	H W	28-26
1982-83	98-73	H W	29-26
1984-85	64-59	N W	30-26

## vs. Nevada-Las Vegas

1977-78	81-68	H W	1-0
1978-79	88-94	A L	1-1
1984-85	76-78	A L	1-2
1985-86	63-64	H L	1-3
	64-70	N L	1-4
(NCAA)			

## vs. New Mexico A&M

1956-57	43-45	A L	0-1
---------	-------	-----	-----

## vs. New York University

1910-11	7-25	H L	0-1
1937-38	27-42	H L	0-2

## vs. Niagara

1971-72	100-69	W	1-0
(NIT-Final)			

## vs. North Carolina

1923-24	20-26	NA L	0-1
1924-25	16-21	H L	0-2
1925-26	23-22	H W	1-2
1926-27	28-23	H W	2-2
	23-32	H L	2-3
	23-19	A W	3-3
1928-29	22-28	H L	3-4
1929-30	36-24	H W	4-4
	22-19	A W	5-4
1930-31	33-31	H W	6-4
	19-17	N W	7-4
1931-32	26-25	H W	8-4
	26-32	A L	8-5
1932-33	42-29	H W	9-5
1933-34	24-28	H L	9-6
1934-35	31-39	H L	9-7
1935-36	32-44	H L	9-8
1936-37	24-41	A L	9-9
	35-44	H L	9-10
1937-38	24-42	A L	9-11
1938-39	34-32	H W	10-11
	66-41	A W	11-11
1940-41	36-55	H L	11-12
	29-44	A L	11-13
1941-42	30-34	H L	11-14
1942-43	47-40	H W	12-14
	40-31	A W	13-14
1944-45	28-53	A L	13-15
1945-46	28-64	A L	13-16
	31-33	H L	13-17
1946-47	42-58	A L	13-18
	61-57	H W	14-18
1947-48	46-70	A L	14-19
	47-51	H L	14-20
1948-49	47-55	A L	14-21
	42-66	H L	14-22
	61-79	N L	14-23
1949-50	53-55	A L	14-24
	56-69	H L	14-25
1950-51	67-59	A W	15-25
	56-55	H W	16-25
1951-52	47-51	A L	16-26
	71-51	H W	17-26
1952-53	45-59	A L	17-27
	68-66	H W	18-27
1954-55	70-60	A W	19-27
	63-61	H W	20-27
1955-56	62-68	H L	20-28

	55-64	A L	20-29
1956-57	61-70	A L	20-30
	71-65	H W	21-30
1957-58	74-61	H W	22-30
	59-66	A L	22-31
	86-74	N W	23-31
1958-59	57-64	A L	23-32
	69-51	H W	24-32
1959-60	66-75	H L	24-33
	64-81	A L	24-34
1960-61	56-81	A L	24-35
	52-58	H L	24-36
	56-34	A W	25-36
1961-62	79-64	H W	26-36
	67-70	A L	26-37
1962-63	56-78	H L	26-38
	68-82	A L	26-39
1963-64	88-97	A L	26-40
	74-64	H W	27-40
1964-65	76-78	H W	28-40
	91-80	A W	29-40
1965-66	52-67	A L	29-41
	76-66	H W	30-41
	70-77	N L	30-42
1966-67	77-85	A L	30-43
	78-79	H L	30-44
1967-68	67-73	H L	30-45
	60-83	A L	30-46
1968-69	87-107	A L	30-47
	86-88	H L	30-48
1969-70	69-77	H L	30-49
	83-90	A L	30-50
1970-71	70-105	A L	30-51
	76-100	H L	30-52
1971-72	72-92	A L	30-53
	79-77	H W	31-53
	64-73	N L	31-54
1972-73	94-88	H W	32-54
	85-95	A L	32-55
1973-74	73-82	A L	32-56
	91-80	H W	33-56
	105-85	N W	34-56
1974-75	66-69	H L	34-57
	96-74	A W	35-57
1975-76	93-95	A L	35-58
	69-81	H L	35-59
1976-77	68-71	H L	35-60
	70-97	A L	35-61
1977-78	71-85	A L	35-62
	64-66	H L	35-63
1978-79	53-54	H L	35-64
	67-76	A L	35-65
	79-102	N L	35-66
1979-80	92-86	A W	36-66
	70-69	H W	37-66
1980-81	66-75	A L	37-67
	63-76	H L	37-68
	60-61	N L	37-69
1981-82	50-66	H L	37-70
	56-59	A L	37-71
1982-83	71-72	A L	37-72
	106-94	H W	38-72
1983-84	62-74	H L	38-73
	63-78	A L	38-74
1984-85	74-75	A L	38-75
	54-60	H L	38-76
1985-86	67-71	H L	38-77
	77-72	A W	39-77
1986-87	86-93	H L	40-78
	65-98	A L	40-79
	63-82	N L	40-80
1987-88	65-71	H L	40-81
	73-74	A L	40-82
	64-74	N L	40-83



1978-79	124-110	H W	27-51
	82-81	A W	28-51
1979-80	62-67	A L	28-52
	66-62	H W	29-52
1980-81	82-75	H W	30-52
	76-72	A W	31-52
1981-82	53-74	A L	31-53
	38-52	H L	31-54
	28-40	N L	31-55
1982-83	86-81	H W	32-55
	67-58	A W	33-55
1983-84	59-55	A W	34-55
	63-50	H W	35-55
	69-63	N W	36-55
1984-85	58-56	H W	37-55
	71-70	A W	38-55
1985-86	55-67	H L	38-56
	67-66	A W	39-56
1986-87	72-85	H L	39-57
	47-69	A L	39-58
1987-88	81-83	H L	39-59
	68-74	A L	39-60
1988-89	67-90	H L	39-61
	77-94	A L	39-62
	71-49	N W	40-62

(ACC)  
1989-90 61-81 A L 40-63  
96-95 H W 41-63

**vs. Northeastern**

1985-86 84-72 H W 1-0

**vs. Northwestern**

1958-59 62-66 A L 0-1

**vs. Notre Dame**

1974-75 90-82 H W 1-0  
83-71 N W 2-0  
1975-76 69-63 A W 3-0  
1976-77 79-80 H L 3-1  
1977-78 54-69 A L 3-2  
1978-79 61-66 H L 3-3  
1979-80 63-64 A L 3-4  
1980-81 70-73 H L 3-5  
1981-82 51-55 A L 3-6  
1982-83 68-67 H W 4-6  
1983-84 47-52 A L 4-7  
1984-85 77-65 H W 5-7  
1985-86 62-69 A L 5-8  
1986-87 50-63 H L 5-9  
1987-88 78-75 A W 6-9

**vs. Ohio State**

1934-35 50-41 H W 1-0  
1978-79 72-79 N L 1-1  
(NIT)  
1982-83 68-72 N L 1-2  
1984-85 76-73 H W 2-2  
1985-86 66-78 A L 2-3

**vs. Ohio University**

1981-82 90-64 H W 1-0

**vs. Oklahoma State**

1966-67 50-49 A W 1-0

**vs. Old Dominion**

1982-83 87-67 H W 1-0  
1983-84 69-58 A W 2-0  
1984-85 87-75 H W 3-0  
1986-87 73-87 A L 3-1  
1987-88 70-65 A W 4-1

**vs. Penn State**

1913-14 not avail. A L 0-1  
1960-61 64-47 H W 1-1  
1961-62 65-71 A L 1-2  
1962-63 61-62 H L 1-3  
1963-64 62-91 A L 1-4  
1964-65 72-71 H W 2-4  
1965-66 61-65 A L 2-5  
1966-67 76-53 H W 3-5

1967-68	71-76	A L	3-6
1968-69	66-56	H W	4-6
1977-78	89-80	N W	5-6
1978-79	69-61	N W	6-6
1979-80	56-55	N W	7-6
1982-83	79-97	N L	7-7
1983-84	67-58	N W	8-7
1989-90	78-80	A L	8-8

(NIT)  
**vs. Pennsylvania**

1926-27 26-21 A W 1-0  
1927-28 26-30 A L 1-1  
1928-29 18-30 A L 1-2  
1938-39 24-36 A L 1-3  
1939-40 34-41 A L 1-4  
1940-41 32-43 A L 1-5  
1942-43 49-51 A L 1-6  
1946-47 54-80 A L 1-7  
1948-49 67-81 A L 1-8  
1949-50 52-54 A L 1-9  
1950-51 65-74 A L 1-10  
1951-52 52-53 A L 1-11  
1952-53 53-70 A L 1-12

**vs. Penn Military Academy**

1910-11 19-50 A L 0-1

**vs. Pepperdine**

1985-86 69-64 N W 1-0  
(NCAA)

**vs. Pittsburgh**

1976-77 88-75 H W 1-0  
1977-78 86-89OTA L 1-1  
1979-80 95-88 H W 2-1  
1980-81 69-66OTA W 3-1

**vs. Princeton**

1925-26 32-26 H W 1-0  
1968-69 63-72 H L 1-1  
1969-70 67-75 A L 1-2  
1975-76 66-59 H W 2-2  
1976-77 58-45 H W 3-2

**vs. Providence**

1972-73 81-71 A W 1-0

**vs. Randolph Macon**

1928-29 20-33 H L 0-1  
1937-38 43-27 H W 1-1  
1983-84 58-52 H W 2-1  
1985-86 74-50 H W 3-1

**vs. Rhode Island**

1954-55 83-66 A W 1-0  
1978-79 67-65OTN W 2-0  
(NIT)  
1923-24 24-22 W 1-0  
1925-26 30-14 H W 2-0  
1933-34 33-44 H L 2-1  
1934-35 26-56 H L 2-2  
1925-36 28-24 H W 3-2  
1936-37 40-51 A L 3-3  
1937-38 26-31 H L 3-4  
1938-39 34-41 A L 3-5  
47-32 N W 4-5  
SC Tourm.  
1939-40 35-19 H W 5-5  
1940-41 36-48 H L 5-6  
17-38 A L 5-7  
1941-42 41-23 A W 6-7  
1942-43 32-28 H W 7-7  
1943-44 34-65 A L 7-8  
1945-46 37-31 H W 8-8  
1946-47 39-41 H L 8-9  
49-68 A L 8-10  
1947-48 60-53 H W 9-10

1948-49	45-54	H L	9-11
	66-51	A W	10-11
1949-50	49-59	A L	10-12
	67-48	H W	11-12
1950-51	48-42	A W	12-12
	42-33	H W	13-12
1951-52	55-45	H W	14-12
	54-50	A W	15-12
1952-53	63-60	A W	16-12
	46-49	H L	16-13
1953-54	72-64	A W	17-13
	71-73	H L	17-14
1970-71	99-67	H W	18-14
1971-72	76-61	H W	19-14
1972-73	82-50	A W	20-14
1973-74	96-60	A W	21-14
1974-75	106-81	H W	22-14
1975-76	98-71	A W	23-14
1976-77	90-87	H W	24-14
1981-82	66-50	A W	25-14

(NIT)  
**vs. San Francisco**

1973-74 78-60 A W 1-0

**vs. Santa Clara**

1973-74 53-32 A W 1-0

**vs. Seton Hall**

1970-71 56-55 A W 1-0  
1975-76 104-69 H W 2-0

**vs. St. Francis**

1955-56 75-66 H W 1-0

**vs. St. John's**

1913-14 not avail. A L 0-1  
not avail. A L 0-2  
1927-28 25-22 H W 1-2  
1928-29 20-18 H W 2-2  
1929-30 41-25 H W 3-2  
1931-32 24-20 H W 4-2  
1932-33 34-22 H W 5-2  
1933-34 32-37 H L 5-3  
1934-35 17-24 H L 5-4  
1935-36 40-28 H W 6-4  
1936-37 37-39 A L 6-5  
1937-38 38-29 H W 7-5  
1971-72 90-69 H W 8-5

**vs. St. Joseph's**

1971-72 67-55 N W 1-0  
(NIT)  
1978-79 62-56 OTH W 2-0  
1980-81 74-57 H W 3-0  
1982-83 56-64 H L 3-1

**vs. St. Peter's**

1981-82 49-42 H W 1-0

**vs. South Carolina**

1924-25 38-22 H W 1-0  
1932-33 28-65 L 1-1  
SC Tourm.  
1934-35 29-39 H L 1-2  
1939-40 30-33 A L 1-3  
1947-48 68-54 H W 2-3  
54-53 A W 3-3  
1948-49 79-49 H W 4-3  
57-56 A W 5-3  
1949-50 56-61 H L 5-4  
44-59 A L 5-5  
1950-51 43-70 A L 5-6  
47-37 H W 6-6  
1953-54 53-49 A W 7-6  
79-48 H W 8-6  
1954-55 68-51 H W 9-6  
68-52 A W 10-6  
1955-56 76-57 H W 11-6  
59-53 A W 12-6  
1956-57 60-68 A L 12-7  
66-59 H W 13-7

64-74	N L	13-8
ACC		
1957-58	72-59	A W 14-8
	99-59	H W 15-8
1958-59	59-41	A W 16-8
	75-45	H W 17-8
1959-60	85-52	H W 18-8
	72-55	A W 19-8
1960-61	72-58	H W 20-8
	61-64	A L 20-9
1961-62	77-86	H L 20-10
	68-85	A L 20-11
1962-63	68-63	H W 21-11
	51-44	A W 22-11
1963-64	69-73	H L 22-12
	64-74	A L 22-13
1964-65	75-70	A W 23-13
	73-59	H W 24-13
1965-66	78-63	A W 25-13
	56-42	H W 26-13
1966-67	63-65	H L 26-14
	53-80	A L 26-15
	54-57	N L 26-16

(ACC)  
**vs. Southern California**

1967-68 66-65 H W 27-16  
59-68 A L 27-17  
1968-69 67-79 A L 27-18  
67-69 H L 27-19  
71-92 N L 27-20

(ACC)  
**vs. Southern Illinois**

1969-70 68-101 H L 27-21  
44-55 A L 27-22  
1970-71 70-96 A L 27-23  
31-30 H W 28-23  
63-71 N L 28-24

(ACC)  
**vs. Southern Illinois**

1987-88 82-77 H W 29-24  
1988-89 51-57 A L 29-25  
1989-90 51-52 N L 29-26  
(Central Fidelity)

**vs. Southern California**

1978-79 83-79 H W 1-0  
1989-90 64-62 A W 2-0

**vs. Southern Illinois**

1967-68 72-73 A L 0-1

**vs. South Florida**

1989-90 84-66 H W 1-0

**vs. Stanford**

1985-86 67-65 N W 1-0

**vs. Staunton Military Academy**

1910-11 24-58 A L 0-1

**vs. Stevens Institute**

1924-25 21-17 A W 1-0  
21-17 H W 2-0  
1925-26 24-27 H L 2-1  
1926-27 27-18 H W 3-1  
1927-28 31-24 H W 4-1

**vs. Syracuse**

1971-72 71-65 N W 1-0  
(NIT)  
1972-73 90-76 H W 2-0  
91-75 N W 3-0  
(NCAA)  
1976-77 96-85 H W 4-0  
1980-81 83-73 A W 5-0

**vs. Tampa**

1953-54 61-51 A W 1-0  
1970-71 80-72 H W 2-0

**vs. Temple**

1957-58 67-71 N L 0-1  
(NCAA)  
1979-80 85-63 H W 1-0

**vs. Tennessee**

1963-64 59-70 A L 0-1  
1979-80 86-75 N W 1-1  
(NCAA)  
1984-85 72-49 N W 2-1

**vs. Tennessee-Chatanooga**

1980-81 81-69 N W 1-0  
(NCAA)  
1982-83 52-51 N W 2-0  
(NCAA)

**vs. Texas Christian**

1988-89 74-67 N W 1-0  
(Freedom Bowl Tr.)

**vs. Texas-El Paso**

1967-68 53-70 A L 0-1  
1988-89 51-69 A L 0-2  
(Sun Bowl Tr.)

**vs. Texas Tech**

1954-55 58-54 A W 1-0

**vs. Towson State**

1981-82 75-59 H W 1-0  
1982-83 66-56 H W 2-0  
1984-85 91-38 H W 3-0  
1985-86 91-58 H W 4-0  
1986-87 79-71 H W 5-0

**vs. Tulsa**

1964-65 73-80 A L 0-1

**vs. UCLA**

1973-74 64-65 A L 0-1  
1974-75 75-81 H L 0-2  
1981-82 57-90 A L 0-3  
1982-83 80-792OTH W 1-3

**vs. Vanderbilt**

1957-58 71-56 A W 1-0

**vs. Villanova**

1984-85 77-74 H W 1-0  
1984-85 43-46 N L 1-1  
1985-86 62-64 A L 1-2

**vs. Virginia**

1923-24 13-26 NA L 0-1  
1924-25 24-18 H W 1-1  
36-25 A W 2-1  
1925-26 28-34 A L 2-2  
30-21 H W 3-2  
1926-27 17-22 A L 3-3  
29-28 H W 4-3  
1927-28 26-20 H W 5-3  
12-34 A L 5-4  
1928-29 30-22 A W 6-4  
22-25 H L 6-5  
1929-30 54-20 H W 7-5  
51-29 H W 8-5  
1930-31 31-34 A L 8-6  
34-21 H W 9-6  
1931-32 36-31 A W 10-6  
46-18 H W 11-6  
1932-33 19-26 A L 11-7  
37-28 H W 12-7  
1933-34 43-20 A W 13-7  
28-25 H W 14-7  
1934-35 44-24 H W 15-7  
33-32 A W 16-7  
1935-36 40-34 H W 17-7  
1936-37 37-23 H W 18-7  
1937-38 39-23 A W 19-7  
1938-39 31-21 H W 20-7  
1940-41 18-47 A L 20-8  
1941-42 35-34 A W 21-8  
36-26 H W 22-8  
1942-43 53-49 H W 23-8

# TERP RECORD VS. ALL OPPONENTS

1943-44	56-42	A W	24-8
	20-52	A L	24-9
	26-49	H L	24-10
1944-45	26-57	A L	24-11
	33-61	H L	24-12
1945-46	45-48	A L	24-13
	37-36	H W	25-13
1947-48	44-64	A L	25-14
	56-68	H L	25-15
1948-49	47-53	H L	25-16
	43-79	A L	25-17
1949-50	56-60	A L	25-18
	70-52	H W	26-18
1950-51	59-57	H W	27-18
	56-43	A W	28-18
1951-52	59-42	A W	29-18
	63-53	H W	30-18
1952-53	71-61	H W	31-18
	59-56	A W	32-18
1953-54	70-64	H W	33-18
	70-56	A W	34-18
1954-55	72-69	A W	35-18
	78-65	H W	36-18
	67-68	N W	37-18
1955-56	67-55	H W	38-18
	50-73	A L	38-19
1956-57	67-63	A W	39-19
	43-39	A W	40-19
	84-64	H W	41-19
	71-68	N W	42-19
1957-58	87-66	A W	43-19
	69-56	H W	44-19
	70-66	N W	45-19
1958-59	63-56	H W	46-19
	50-62	A L	46-20
	65-66	N L	46-21
1959-60	70-62	H W	47-21
	44-43	A W	48-21
1960-61	57-52	A W	49-21
	77-62	H W	50-21
1961-62	91-70	A W	51-21
	68-72	H L	51-22
1962-63	67-61	A W	52-22
	69-71	H L	52-23
1963-64	68-58	H W	53-23
	73-79	A L	53-24
1964-65	59-61	A L	53-25
	52-47	H W	54-25
1965-66	62-65	H L	54-26
	71-64	A W	55-26
1966-67	85-65	A W	56-26
	87-76	H W	57-26
1967-68	85-76	H W	58-26
	68-70	A L	58-27
1968-69	77-78	H L	58-28
	78-84	A L	58-29
1969-70	69-71	A L	58-30
	79-71	H W	59-30
1970-71	63-78	A L	59-31
	89-84	H W	60-31
1971-72	57-78	A L	60-32
	45-42	H W	61-32
	62-57	N W	62-32
1972-73	93-74	H W	63-32
	92-81	A W	64-32
1973-74	88-81	A W	65-32
	110-75	H W	66-32
1974-75	86-79	H W	67-32
	70-51	A W	68-32
1975-76	69-66	A W	69-32
	81-73	H W	70-32
	65-73	N L	70-33
1976-77	82-67	H W	71-33
	68-77	A L	71-34
1977-78	64-66	A L	71-35
	70-79	H L	71-36
1978-79	63-69	H L	71-37
	72-75	A L	71-38


1979-80	63-61	A W	72-38
	82-71	H W	73-38
1980-81	64-66	H L	73-39
	63-74	A L	73-40
	85-62	N W	74-40
1981-82	40-45	A L	74-41
	47-46	H W	75-41
1982-83	64-83	H L	75-42
	81-83	A L	75-43
1983-84	67-66	A W	76-43
	74-65	H W	77-43
1984-85	71-68	H W	78-43
	60-55	A W	79-43
1985-86	49-70	A L	79-44
	87-72	H W	80-44
1986-87	64-71	H L	80-45
	77-82	A L	80-46
1987-88	72-84	A L	80-47
	69-63	H W	81-47
1988-89	58-64	OTH L	81-48
	59-76	A L	81-49
1989-90	74-62	A W	82-49
	89-74	H W	83-49
<b>vs. Virginia Military</b>			
1910-11	17-14	A W	1-0
1913-14		A L	1-1
1923-24	12-21	L	1-2
	34-19	W	2-2
<b>SC Tourm.</b>			
1925-26	30-21	A W	3-2
1927-28	23-9	A W	4-2
1928-29	30-27	A W	5-2
1929-30	34-23	A W	6-2
1930-31	38-18	A W	7-2
	40-20	H W	8-2
1931-32	43-28	A W	9-2
	38-20	H W	10-2
1932-33	29-30	A L	10-3
	45-29	H W	11-3
1933-34	36-27	H W	12-3
1934-35	39-24	H W	13-3
1935-36	44-29	H W	14-3
	53-32	A W	15-3
1936-37	48-28	A W	16-3
	45-28	H W	17-3
1937-38	42-27	A W	18-3
	43-33	H W	19-3
1938-39	53-35	H W	20-3
1939-40	60-33	A W	21-3
	27-25	H W	22-3
1940-41	30-64	A L	22-4
	27-41	H L	22-5
1941-42	41-46	A L	22-6
	39-36	H W	23-6
1942-43	34-35	A L	23-7
	35-36	H L	23-8
1943-44	46-36	H W	24-8
	31-29	A W	25-8
1944-45	46-28	H W	26-8
	27-35	A L	26-9
1946-47	61-50	A W	27-9
	53-45	H W	28-9
1947-48	53-46	A W	29-9
	63-48	H W	30-9
1948-49	53-45	A W	31-9
	70-55	H W	32-9
1949-50	65-53	H W	33-9
	61-62	A L	33-10
1950-51	46-41	A W	34-10
	65-46	H W	35-10
1951-52	57-39	A W	36-10
	64-46	H W	37-10
1952-53	54-37	A W	38-10
	67-41	H W	39-10

<b>vs. Virginia Tech</b>			
1925-26	19-17	A W	1-0
	30-14	H W	2-0
1927-28	29-20	A W	3-0
	30-10	H W	4-0
1928-29	29-39	A L	4-1
1929-30	41-29	H W	5-1
	34-23	A W	6-1
1930-31	33-16	H W	7-1
1931-32	51-16	H W	8-1
1932-33	40-20	A W	9-1
	37-21	H W	10-1
1933-34	29-24	A W	11-1
	34-32	H W	12-1
1937-38	42-35	H W	13-1
1939-40	49-41	H W	14-1
1940-41	39-48	H L	14-2
1946-47	57-49	A W	15-2
	55-42	H W	16-2
1948-49	60-51	H W	17-2
1950-51	57-66	H L	17-3
1952-53	65-46	H W	18-3
	70-56	A W	19-3
1953-54	60-52	H W	20-3
	54-41	A W	21-3
1989-90	89-90	H W	22-3
<b>vs. Wagner</b>			
1980-81	96-73	A W	1-0
<b>vs. Wake Forest</b>			
1952-53	59-61	N L	0-1
1953-54	54-71	A L	0-2
	74-53	H W	1-2
	56-64	N L	1-3
1954-55	58-62	H L	1-4
	71-75	A L	1-5
1955-56	61-51	H W	2-5
	60-76	A L	2-6
1956-57	59-53	H W	3-6
	58-62	A L	3-7
1957-58	72-58	H W	4-7
	74-67	A W	5-7
1958-59	68-65	H W	6-7
	53-56	A L	6-8
1959-60	47-54	H L	6-9
	64-65	A L	6-10
1960-61	60-72	H L	6-11
	69-78	A L	6-12
	76-98	N L	6-13
1961-62	79-62	H W	7-13
	78-81	A L	7-14
1962-63	74-85	H L	7-15
	54-75	A L	7-16
	41-80	N L	7-17
1963-64	91-82	A W	8-17
	77-79	H L	8-18
1964-65	82-64	H W	9-18
	93-85	A W	10-18
1965-66	87-66	H W	11-18
	86-78	A W	12-18
1966-67	59-86	H L	12-19
	64-78	A L	12-20
1967-68	60-73	A L	12-21
	87-74	H W	13-21
1968-69	87-95	A L	13-22
	71-93	A L	13-23
1969-70	87-104	H L	13-24
	96-88	A W	14-24
1970-71	72-71	H W	15-24
	66-72	A L	15-25
1971-72	49-46	A W	16-25
	64-56	H W	17-25
1972-73	105-76	H W	18-25
	60-62	A L	18-26
	73-65	N W	19-26
1973-74	75-29	A W	20-26
	77-68	H W	21-26


1974-75	99-78	A W	22-26
	89-73	H W	23-26
1975-76	93-96	A L	23-27
	105-91	H W	24-27
1976-77	85-86	H L	24-28
	81-80	A W	25-28
1977-78	75-84	A L	25-29
	91-89	H W	26-29
1978-79	60-66	H L	26-30
	54-53	A W	27-30
1979-80	84-76	A W	28-30
	83-77	H W	29-30
1980-81	60-67	A L	29-31
	94-80	H W	30-31
1981-82	61-56	H W	31-31
	42-48	A L	31-32
1982-83	66-79	A L	31-33
	83-75	H W	32-33
1983-84	87-90	A L	32-34
	90-79	H W	33-34
	66-64	N W	34-34
1984-85	64-62	A W	35-34
	69-66	H W	36-34
1985-86	77-55	H W	37-34
	59-48	A W	38-34
1986-87	68-75	H L	38-35
	58-69	A L	38-36
1987-88	93-76	H W	39-36
	70-65	A W	40-36
1988-89	60-70	A L	40-37
	61-75	H L	40-38
1989-90	88-82	H W	41-38
	74-84	A L	41-39
<b>vs. Washington College</b>			
1924-25	16-27	H L	0-1
1926-27	18-22	H L	0-2
1927-28	22-20	H W	1-2
1930-31	32-33	H L	1-3
1931-32	36-16	H W	2-3
1932-33	35-27	H W	3-3
1933-34	44-33	H W	4-3
1934-35	43-27	H W	5-3
1935-36	46-34	H W	6-3
	56-30	A W	7-3
1936-37	41-20	A W	8-3
1937-38	43-42	A W	9-3
1938-39	47-37	H W	10-3
1940-41	26-18	H W	11-3
1941-42	28-25	H W	12-3
<b>vs. Washington &amp; Lee</b>			
1910-11	17-46	A L	0-1
	24-29	H L	0-2
1913-14		A L	0-3
1923-24	22-21	W	1-3
1925-26	40-27	H W	2-3
	33-20	A W	3-3
1926-27	44-32	H W	4-3
	32-34	A L	4-4
1927-28	38-24	H W	5-4
	31-28	A W	6-4
1928-29	22-47	H L	6-5
	18-42	A L	6-6
1929-30	25-29	H W	7-6
	21-36	A L	7-7
1930-31	36-21	A W	8-7
	28-17	H W	9-7
1931-32	42-38	A W	10-7
	49-19	H W	11-7
1932-33	40-43	A L	11-8
1933-34	37-45	L	11-9
<b>SC Tourm.</b>			
1934-35	29-33	H L	11-10
1935-36	27-30	A L	11-11
	54-55	H L	11-12
	32-38	L	11-13

1936-37	27-51	A L	11-14
	35-41	H L	11-15
1937-37	29-31	A L	11-16
	36-32	H W	12-16
1938-39	39-37	H W	13-16
1939-40	25-44	H L	13-17
	43-40	W	14-17
<b>SC Tourm.</b>			
1940-41	41-59	A L	14-18
	15-42	H L	14-19
1941-42	44-52	A L	14-20
	28-30	H L	14-21
1942-43	40-50	A L	14-22
	55-35	H W	15-22
1946-47			

# HISTORY MAKING TERPS



# THE ACC TOURNAMENT



1984 ACC Champs: Lefty Driesell gets a lift.



1958 ACC Champs: Bud Millikan's Terps earn the trophy.

## MARYLAND'S ACC TOURNAMENT HISTORY AT A GLANCE

Tournament Record: 26-35

Tournament Titles: Two; 1958 & 1984

First Tournament Game: UM 75, Clemson 59 (1954)

Last Tournament Game: Duke 104, UM 84 (3/9/90)

### Breakdown by Coach:

Lefty Driesell, 18-16 (.529)

Bob Wade, 2-3 (.400)

Bud Millikan, 6-13 (.316)

Gary Williams, 0-1 (.000)

Frank Fellows, 0-2 (.000)

### Breakdown by Opponent:

vs. Clemson, 7-1

vs. Duke, 5-6

vs. Georgia Tech, 2-2

vs. North Carolina, 3-7

vs. N.C. State, 3-9

vs. South Carolina, 0-4

vs. Virginia, 4-3

vs. Wake Forest, 2-3

### Breakdown by Round:

in Quarterfinals, 17-20

in Semifinals, 7-10

in Championship Game, 2-5

### Breakdown by Location:

in Greensboro, NC, 16-13

in Atlanta, GA, 1-3

in Charlotte, NC, 0-4

in Landover, MD, 3-3

in Raleigh, NC, 6-12

## Maryland's Southern Conference Tournament History at a Glance

Tournament Record: 13-22 (.371)

Tournament Titles: One; 1931

**ACC Tournament Breakdown**

Year	Opponent	Score	Cum. Record
1954	Clemson	75-59 W	1-0
	Wake Forest	64-56 L	1-1
1955	Virginia	68-67 L	1-2
1956	Duke	94-69 L	1-3
1957	Virginia	71-68 W	2-3
	South Carolina	74-64 L	2-4
1958	Virginia	70-66 W	3-4
	Duke	71-65 W	4-4
	North Carolina*	86-74 W	5-4
1959	Virginia	66-65 L	5-5
1960	N.C. State	74-58 L	5-6
1961	Clemson	91-75 W	6-6
	Wake Forest	98-76 L	6-7
1962	Duke	71-58 L	6-8
1963	Wake Forest	80-41 L	6-9
1964	Clemson	81-67 L	6-10
1965	Clemson	61-50 W	7-10
	N.C. State	76-67 L	7-11
1966	North Carolina	77-70 L	7-12
1967	South Carolina	57-54 L	7-13
1968	N.C. State	63-54 L	7-14
1969	South Carolina	92-71 L	7-15
1970	N.C. State	67-57 L	7-16
1971	South Carolina	71-63 L	7-17
1972	Clemson	54-52 W	8-17
	Virginia	62-57 W	9-17
	North Carolina*	73-64 L	9-18
1973	Clemson	77-61 W	10-18
	Wake Forest	73-65 W	11-18
	N.C. State*	76-74 L	11-19
1974	Duke	85-66 W	12-19
	North Carolina	105-83 W	13-19
	N.C. State*	103-100 L	13-20
1975	N.C. State	87-85 L	13-21
1976	Duke (ot)	80-78 W	14-21
	Virginia	73-65 L	14-22
1977	N.C. State	82-72 L	14-23
1978	N.C. State (3 ot)	109-108 W	15-23
	Duke	81-69 L	15-24
1979	Clemson	75-67 W	16-24
	North Carolina	102-79 L	16-25
1980	Georgia Tech	52-49 W	17-25
	Clemson	91-85 W	18-25
	Duke*	73-72 L	18-26
1981	Duke	56-53 W	19-26
	Virginia	85-62 W	20-26
	North Carolina*	61-60 L	20-27
1982	N.C. State	40-28 L	20-28
1983	Georgia Tech (ot)	64-58 L	20-29
1984	N.C. State	69-63 W	21-29
	Wake Forest	66-64 W	22-29
	Duke*	74-62 W	23-29
1985	Duke	86-73 L	23-30
1986	North Carolina	85-75 W	24-30
	Georgia Tech	64-62 L	24-31
1987	North Carolina	82-63 L	24-32
1988	Georgia Tech	84-67W	25-32
	North Carolina	74-64L	25-33
1989	N.C. State	71-49 W	26-33
	North Carolina	88-58 L	26-34
1990	Duke	104-84 L	26-35

\*ACC Tournament Championship Game

**NCAA Tournament Breakdowns**

Coaches in NCAA Tournament		Breakdown by Region	
Lefty Driesell	10-8	Southeast	3-2
Bud Millikan	2-1	East	4-3
Bob Wade	1-1	Midwest	4-3
		West	1-1

**NCAA Tournament Breakdown**

Year	Opponent	Region/ Round	Score	Cumulative Record
1958	Boston College	E QF	86-63 W	1-0
	Temple	E SF	81-67 L	1-1
	Manhattan	E 3rd	59-55 W	2-1
1973	Syracuse	E SF	91-75 W	3-1
	Providence	E Final	103-89 L	3-2
1975	Creighton	MW QF	83-79 W	4-2
	Notre Dame	MW SF	83-71 W	5-2
	Louisville	MW Final	96-82 L	5-3
1980	Tennessee	E QF	86-75 W	6-3
	Georgetown	E SF	74-68 L	6-4
1981	Tenn.-Chat.	MW QF	81-69 W	7-4
	Indiana	MW SF	99-64 L	7-5
1983	Tenn.-Chat.	MW QF	52-51 W	8-5
	Houston	MW SF	60-50 L	8-6
1984	West Virginia	ME QF	102-77 W	9-6
	Illinois	ME SF	72-70 L	9-7
1985	Miami (Ohio)	SE 1st R	69-68 W	10-7
	Navy	SE QF	64-59 W	11-7
	Villanova	SE SF	46-43 L	11-8
1986	Pepperdine	W 1st R	69-64 W	12-8
	UNLV	W QF	70-64 L	12-9
1988	UCSB	SE 1st R	92-82W	13-9
	Kentucky	SE QF	81-90L	13-10

**National Invitational Tournament**

(NIT-four appearances):

Won 7, Lost 3; Tournament Champion in 1972.

Year	Opponent	Score	Record
1972	St. Joseph's	67-55 W	1-0
	Syracuse	71-65 W	2-0
	Jacksonville	91-77 W	3-0
	Niagara	100-69 W	4-0
1979	Rhode Island	67-65 W (3 ot)	5-0
	Ohio State	79-72 L	5-1
1982	at Richmond	66-50 W	6-1
	Georgia	83-69 L	6-2
1990	Massachusetts	91-81 W	7-2
	at Penn State	80-78 L	7-3



1972 NIT Champs: Terps win the big show in New York City.

# ACC AWARD-WINNING TERPS

## All-Atlantic Coast Conference

- 1953-54 Gene Shue (1st Team)  
 1954-55 Bob Kessler (2nd Team)  
 1955-56 Bob Kessler (2nd Team)  
 1956-57 Bob O'Brien (2nd Team)  
 1957-58 Nick Davis (2nd Team)  
     John Nacincik (2nd Team)  
 1958-59 Charles McNeil (2nd Team)  
 1959-60 Al Bunge (1st Team)  
 1960-61 Bob McDonald (2nd Team)  
 1962-63 Jerry Greenspan (2nd Team)  
 1964-65 Jay McMillen (2nd Team)  
 1965-66 Gary Ward (2nd Team)  
 1968-69 Will Hetzel (2nd Team)  
 1969-70 Will Hetzel (2nd Team)  
 1970-71 Jim O'Brien (2nd Team)  
 1971-72 Tom McMillen (1st Team)  
     Len Elmore (2nd Team)  
 1972-73 Tom McMillen (1st Team)  
     Len Elmore (2nd Team)  
     John Lucas (1st Team)  
     Tom McMillen (2nd Team)  
 1974-75 John Lucas (1st Team)  
     Owen Brown (2nd Team)  
     Brad Davis (2nd Team)  
     Maurice Howard (2nd Team)  
 1975-76 John Lucas (1st Team)  
 1976-77 Brad Davis (2nd Team)  
 1978-79 Larry Gibson (2nd Team)  
 1979-80 Albert King (1st Team)  
     Greg Manning (2nd Team)  
     Charlie "Buck" Williams (2nd Team)  
 1980-81 Albert King (2nd Team)  
     Charles "Buck" Williams (2nd Team)  
 1982-83 Adrian Branch (2nd Team)  
     Ben Coleman (2nd Team)  
 1983-84 Ben Coleman (2nd Team)  
 1984-85 Len Bias (1st Team)  
     Adrian Branch (2nd Team)  
 1985-86 Len Bias (1st Team)  
 1986-87 Derrick Lewis (1st Team)  
 1987-88 Derrick Lewis (2nd Team)  
 1988-89 Tony Massenburg (3rd Team)  
 1989-90 Tony Massenburg (2nd Team)  
     Jerrod Mustaf (3rd Team)

## ACC Player of the Year

- 1979-80 Albert King  
 1984-85 Len Bias  
 1985-86 Len Bias

## ACC Rookie of the Year

- 1978-79 Charles "Buck" Williams

## ACC Coach of the Year

- 1974-75 Charles "Lefty" Driesell  
 1979-80 Charles "Lefty" Driesell

## All-ACC Tournament

- 1972-73 John Lucas, Tom McMillen,  
     Jim O'Brien (1st Team)  
 1973-74 Maurice Howard, John Lucas,  
     Tom McMillen (1st Team);  
     Owen Brown, Len Elmore (2nd Team)  
 1974-75 Maurice Howard (1st Team)  
 1975-76 Brad Davis (1st Team)  
 1977-78 Lawrence Boston (1st Team)  
     Larry Gibson (2nd Team)  
 1978-79 Larry Gibson (2nd Team)  
 1979-80 Albert King (MVP), Greg Manning (1st Team);  
     Ernest Graham, Charles "Buck" Williams (2nd Team)  
 1980-81 Albert King, Charles "Buck" Williams (1st Team)  
     Ernest Graham (2nd Team)  
 1983-84 Len Bias (MVP),  
     Ben Coleman (1st Team)  
     Adrian Branch (2nd Team)  
 1985-86 Len Bias (1st Team)  
 1987-88 Keith Gatlin (2nd Team)  
 1988-89 Tony Massenburg (1st Team)

## ACC Player of the Week

- 1988-89 John Johnson  
 1989-90 Tony Massenburg

## ACC Rookie of the Week

- 1988-89 Jerrod Mustaf (3 Times)

## All-ACC Academic

- 1966-67 Jay McMillen  
 1968-69 Tom Milroy  
 1971-72 Tom McMillen  
 1972-73 Tom McMillen  
 1973-74 Tom McMillen  
 1976-77 Steve Sheppard  
     Brian Magid  
 1978-79 Greg Manning  
 1979-80 Greg Manning  
 1980-81 Greg Manning  
 1983-84 Chuck Driesell  
 1984-85 Chuck Driesell

## All-Southern Conference

- 1930-31 Bosey Berger  
     Ed Ronkin  
 1932-33 Rufus Vincent  
 1935-36 Bernie Buscher  
     Vic Willis  
 1937-38 George Knepley  
 1938-39 George Knepley  
     Eddie Johnson  
     George DeWitt  
 1944-45 Jack Flynn  
 1948-49 Lee Brawley

## All-Southern Conference Tournament

- 1931 Bosey Berger  
     Ed Ronkin  
 1939 George Knepley  
 1945 Jack Flynn  
 1951 Dick Koffenberger  
 1953 Gene Shue (MVP)



*ACC Tournament MVPs: Albert King (top) in 1980, and Len Bias in 1984 are the only two Maryland players ever named MVP of the ACC Tournament.*



# AWARD WINNING TERPS

## **Academic All-America**

- 1971-72 Tom McMillen (1st Team)
- 1972-73 Tom McMillen (1st Team)
- 1973-74 Tom McMillen (1st Team)
- 1980-81 Greg Manning (2nd Team)


## **Most Valuable Player**

- 1969-70 Rod Horst
- 1970-71 Barry Yates
- 1971-72 Len Elmore/Tom McMillen
- 1972-73 Len Elmore
- 1973-74 Tom McMillen
- 1974-75 John Lucas
- 1975-76 Maurice Howard
- 1976-77 Larry Gibson
- 1977-78 Larry Gibson
- 1978-79 Larry Gibson
- 1979-80 Albert King
- 1980-81 Albert King/Buck Williams
- 1981-82 Adrian Branch
- 1982-83 Adrian Branch/Ben Coleman
- 1983-84 Ben Coleman
- 1984-85 Len Bias
- 1985-86 Len Bias
- 1986-87 Derrick Lewis
- 1987-88 Derrick Lewis
- 1988-89 Tony Massenburg
- 1989-90 Tony Massenburg

## **Alvin Aubinoe**

### **Greatest Career Contribution Award**

- 1969-70 Will Hetzel
- 1970-71 Jay Flowers
- 1971-72 Charlie Blank
- 1972-73 Jim O'Brien
- 1973-74 Tom McMillen
- 1974-75 Bill Hahn
- 1975-76 John Lucas
- 1976-77 John Pavlos (Manager)
- 1977-78 Lawrence Boston
- 1978-79 Larry Gibson
- 1979-80 John Bilney
- 1980-81 Albert King
- 1981-82 Greg "Dutch" Morley
- 1982-83 Adrian Branch
- 1983-84 Jeff Adkins
- 1984-85 Chuck Driesell
- 1985-86 Len Bias
- 1986-87 not awarded
- 1987-88 Derrick Lewis
- 1988-89 Dave Dickerson
- 1989-90 Tony Massenburg



**Tom McMillen: A team MVP on the court and an Academic All-American off of it.**



**Len Elmore: Three straight years the team's top rebounder and a two-time MVP as well.**

## **Most Improved Player**

- 1969-70 Sparky Still
- 1970-71 Jim O'Brien
- 1971-72 Darrell Brown
- 1972-73 John Lucas
- 1973-74 Owen Brown
- 1974-75 Maurice Howard
- 1975-76 Brad Davis
- 1976-77 Lawrence Boston
- 1977-78 Greg Manning
- 1978-79 Ernest Graham
- 1979-80 Taylor Baldwin
- 1980-81 Steve Rivers
- 1981-82 Charles Pittman
- 1982-83 Len Bias
- 1983-84 Terry Long
- 1984-85 Jeff Baxter/Tom Jones
- 1985-86 Jeff Baxter
- 1986-87 Dave Dickerson
- 1987-88 Tony Massenburg
- 1988-89 Cedric Lewis
- 1989-90 Jesse Martin

## **Newcomer of the Year**

- 1987-88 Brian Williams
- 1988-89 Jerrod Mustaf
- 1989-90 Evers Burns

## **Scholar of the Year**

- 1989-90 Matt Roe

## **Chris Patton**

### **Rebounding Award**

- 1969-70 Rod Horst
- 1970-71 Barry Yates
- 1971-72 Len Elmore
- 1972-73 Len Elmore
- 1973-74 Len Elmore
- 1974-75 Tom Roy
- 1975-76 Lawrence Boston
- 1976-77 Larry Gibson
- 1977-78 Larry Gibson
- 1978-79 Charles "Buck" Williams
- 1979-80 Charles "Buck" Williams
- 1980-81 Charles "Buck" Williams
- 1981-82 Herman Veal
- 1982-83 Ben Coleman
- 1983-84 Ben Coleman
- 1984-85 Len Bias
- 1985-86 Len Bias/Derrick Lewis
- 1986-87 Derrick Lewis
- 1987-88 Derrick Lewis
- 1988-89 Tony Massenburg
- 1989-90 Tony Massenburg

## **Chevrolet Scholarship**

### **Game MVP Awards**


- 1982-83 Adrian Branch vs. Houston  
Ben Coleman vs. Notre Dame
- 1983-84 Jeff Adkins vs. Boston College  
Herman Veal vs. Notre Dame  
Keith Gatlin vs. North Carolina  
Adrian Branch vs. Virginia
- 1988-89 Jesse Martin vs. Duke

## **Phi Beta Kappa**

- 1978-79 Eric Shrader

# ALL AMERICANS


## LOUIS "BOSEY" BERGER



6-2, Forward  
 Played: 1929-32  
 All-American: 1931 & 1932

**ON BERGER —** Considered one of the greatest athletes in the history of Maryland athletics ... a two-time All-America selection — an amazing feat, considering Maryland was an agricultural school at the time and not thought of among the athletics giants ... considered one of the best all-around players of his time ... led Maryland to the 1931 Southern Conference Championship, averaging a Conference-high 19.1 points per game over the nine-game conference season ... also played baseball, and signed a contract with the Cleveland Indians upon graduation ... played in the major leagues for six years, with Cleveland, Chicago and Boston ... left baseball with a .236 lifetime average

## LEN BIAS



6-8, Forward  
 Landover, Maryland  
 Played: 1982-86  
 All-American: 1986

**ON BIAS —** Unanimous choice on almost every All-

America squad following his senior season ... had been a third team selection in 1985 ... only Terrapin ever to be named ACC Player of the Year twice (in 1985 and 1986) ... the Terrapins all-time leading scorer with 2,149 career points ... he owns the school's top two single season scoring marks — his 743-point total in 1985-86 is No. 1 alltime and his 701-point total in 1984-85 is No. 2 ... he led the ACC in scoring two straight years ... his best single game scoring performance, 41 points at Duke, ranks as the second-best single game mark in school history and the top performance by a Terp in a road game ... he is No. 8 on the Maryland career rebounding list with 745 total boards ... he also is No. 5 on the school's career block shot list ... he was No. 2 pick overall in the 1986 National Basketball Association college draft, taken by the Boston Celtics.

## LEN ELMORE




6-9, Center  
 Springfield Gardens, New York  
 Played: 1971-74  
 All-American: 1974

**ON ELMORE —** The best rebounder in Maryland history and one of the nation's best ever ... rebounding prowess earned him a spot on most 1974 All-America squads along with offensive-minded teammates Tom McMillen and John Lucas ... is the only player in Maryland history with more than 1,000 career rebounds (1,053) ... his 1973-74 season average of 14.7 boards a game is the

school's single-season record ... his career rebounding average of 12.2 a game also is the Maryland record in that category ... he owns six of the top 9 single game rebounding marks in school history and two of the top three season totals ... his 412 rebounds in the 1973-74 season is the school record ... was a three-time All-ACC performer and the team's Most Valuable Player in 1972-73 and its Outstanding Senior in 1973-74 ... was drafted in the first round of the 1974 NBA college draft by the Washington Bullets, but chose to sign with the Indiana Pacers of the American Basketball Association ... spent 10 seasons in the ABA and NBA with the Pacers, Milwaukee Bucks, New Jersey Nets and New York Knickerbockers ... upon leaving professional basketball, he enrolled in Harvard Law School and graduated in 1987 ... he is the first former professional player to graduate from the prestigious law school ... he currently is a basketball analyst for CBS Television.

## ALBERT KING




6-7, Forward  
 Brooklyn, New York  
 Played: 1977-81  
 All-American: 1981

**ON KING —** One of the most prolific scorers in school history, King is one of only a handful of Maryland players to average in double figures in each of his four seasons ... ranks as the No. 2 all-time Maryland scorer with 2,058 points, only 88 points behind fellow All-American Len Bias on the school's charts ... his career scoring average of 17.4 points per game is the fifth

best in school history ... his 38 points in an ACC Tournament game against Clemson is the fourth best individual game performance on the Maryland books ... he shared the 1980-81 team Most Valuable Player Award with Buck Williams after winning the award outright in 1979-80 ... he was the ACC Player of the Year in 1979-80 and a first team All-ACC pick again in 1980-81 ... he came to Maryland generally regarded as the nation's top high school recruit, having averaged 38.6 points and 22 rebounds a game as a prep senior ... certainly lived up to that billing at Maryland and went onto star in the NBA ... picked in the first round — 12th selection overall — by the New Jersey Nets in the 1981 NBA college draft ... his older brother, Bernard, is a former NBA scoring champion and plays with the Washington Bullets.

## JOHN LUCAS



6-4, Guard  
 Durham, North Carolina  
 Played: 1972-76  
 All-American: 1975 & 1976

**ON LUCAS —** Generally regarded as the greatest guard in the history of the Maryland basketball ... a two-time All-America selection and three-time All-ACC first team performer — the only Maryland player ever to earn that conference distinction ... is the No. 3 scorer in Maryland history with 2,015 points ... his 564 points in the 1973-74 season is the 10th-best single season output in school history ... he is No. 2 on the school's career assists list ... in the years when Lucas

manned the point guard position, the Terrapins enjoyed their best seasons in terms of national finishes ... the Terps finished No. 8 (1973), No. 4 (1974) and No. 5 (1975) in the final Associated Press polls in those three seasons with Lucas at the helm ... was also a collegiate star in tennis, a sport in which he was a two-time ACC singles champion and once earned that title in doubles ... was the No. 1 pick in the 1976 NBA college draft, taken by the Houston Rockets ... he retired from professional basketball last September, after 14 years in the NBA.

## TOM McMILLEN



6-11, Forward  
 Mansfield, Pennsylvania  
 Played: 1971-74  
 All-America: 1974  
 Academic All-American: 1972, 1973, & 1974

**ON McMILLEN —** The quintessential team leader — both on and off the court ... averaged 20.5 points and 9.8 rebounds during his three-year varsity career, while setting an example off the court by being selected all three years to the prestigious Academic All-America team ... one of only three players to average more than 20 points per game in successive seasons and the only player in school history with a career scoring average above 20 points per game ... he owns two of the top seven single season scoring marks and four times in his career scored more than 30 points in a ballgame ... is the No. 5 career scorer in school history and the top scorer among players who were only eligible for three years (freshmen were not



eligible for the varsity during McMillen's career) . . . he led Maryland to the 1972 National Invitational Tournament Championship, earning Most Valuable Player of the tournament . . . he went on to play for the United States in the 1972 Olympic Games, where the USA earned the silver medal in its controversial game with the Soviets . . . played in the NBA for 11 seasons with Buffalo, Atlanta, New York and Washington, but put his professional career on a one-year hold in order to fulfill his Rhodes Scholarship obligation by studying for a year at Oxford . . . was elected in 1986 to the U.S. Congress from Maryland's 4th District.

**GENE SHUE**




**6-2, Forward**  
 Baltimore, Maryland  
 Played: 1951-54  
 All-American: 1954

**ON SHUE** — Was the Terps' first high-profile basketball star . . . earned Converse and Helms Foundation All-America honors as a senior, when he averaged 21.8 points a game . . . owns the third best single game scoring total in school history, hitting for 40 points against Wake Forest in the 1959 Southern Conference Tournament . . . he was selected as the Most Valuable Player of that tournament . . . he was the school record holder in career scoring until 1974 when fellow All-American Tom McMillen assumed that role . . . still holds the No. 9 slot on the team's career list . . . enjoys a successful career as a head coach in the NBA with Los Angeles

Clippers and has been previously the head coach of the Washington Bullets and Philadelphia 76ers.

**CHARLES "BUCK" WILLIAMS**



**6-8, Center/Forward**  
 Rocky Mount, North Carolina  
 Played: 1978-81  
 All-American: 1981

**ON WILLIAMS** — An outstanding scorer and extraordinary rebounder, Williams earned All-America honors after a junior season — his last in college ball — in which he averaged 15.6 points and 11.7 rebounds a game . . . he is the No. 3 rebounder in Maryland history with 928 career boards, third only to fellow All-American Len Elmore and recent Terp star Derrick Lewis . . . his career average of 10.9 rebounds per game is the second best average in school history . . . he was an equally adept shooter, averaging in double figures each of his three seasons and registering the school's best-ever field goal percentage . . . his 61.5 percent prowess from the field is the school career record . . . led the ACC in rebounding as a freshman in 1978-79, was third in 1979-80 and was second in 1980-81 . . . was a member of the 1980 United States Olympic Team that did not compete in the Moscow Games . . . applied for hardship placement in the NBA college draft and was selected as the No. 3 player overall by the New Jersey Nets . . . he was the NBA's Rookie of the Year in 1982 . . . he currently plays for the Portland Trailblazers, who he led to the NBA Finals in 1990.

**Len Bias' Statistics**

YEAR	GP	FGM-FGA	.PCT	FTM-FTA	.PCT	AST	BLK	STL	PF-DO	RBS-AVG	PTS-AVG
1982-83	30	86-180	.478	42-66	.636	22	16	10	55-1	125-4.2	217-7.2
1983-84	32	211-372	.567	66-86	.767	48	24	13	81-3	145-4.5	488-15.3
1984-85	37	274-519	.530	153-197	.777	65	33	34	106-2	251-6.8	701-18.9
1985-86	32	267-491	.544	209-242	.864	33	14	27	90-2	224-7.0	743-23.2
<b>TOTALS</b>	<b>131</b>	<b>838-1562</b>	<b>.536</b>	<b>470-591</b>	<b>.795</b>	<b>168</b>	<b>87</b>	<b>84</b>	<b>332-8</b>	<b>745-5.7</b>	<b>2149-16.4</b>

**Len Elmore's Statistics**

YEAR	GP	FGM-FGA	.PCT	FTM-FTA	.PCT	AST	BLK	STL	PF-DO	RBS-AVG	PTS-AVG
1971-72	32	126-273	.462	95-126	.745	37	—	—	83-3	351-11.0	347-10.8
1972-73	26	112-239	.469	37-61	.607	35	—	—	53-4	290-11.2	261-10.1
1973-74	28	170-324	.525	69-91	.758	48	—	—	74-0	412-14.7	409-14.6
<b>TOTALS</b>	<b>86</b>	<b>408-836</b>	<b>.488</b>	<b>201-278</b>	<b>.723</b>	<b>120</b>	<b>—</b>	<b>—</b>	<b>210-7</b>	<b>1053-12.2</b>	<b>1017-11.8</b>

**Albert King's Statistics**

YEAR	GP	FGM-FGA	.PCT	FTM-FTA	.PCT	AST	BLK	STL	PF-DO	RBS-AVG	PTS-AVG
1977-78	28	164-327	.502	53-82	.646	64	11	21	73-3	187-6.7	381-13.6
1978-79	28	191-387	.494	62-81	.765	62	10	30	62-2	144-5.1	444-15.9
1979-80	31	275-497	.553	124-151	.821	86	18	42	86-1	207-6.7	674-21.7
1980-81	31	232-462	.502	95-117	.812	92	11	26	93-3	177-5.7	559-18.0
<b>TOTALS</b>	<b>118</b>	<b>862-1673</b>	<b>.515</b>	<b>334-431</b>	<b>.775</b>	<b>304</b>	<b>50</b>	<b>119</b>	<b>314-9</b>	<b>715-6.1</b>	<b>2058-17.4</b>

**John Lucas' Statistics**

YEAR	GP	FGM-FGA	.PCT	FTM-FTA	.PCT	AST	BLK	STL	PF-DO	RBS-AVG	PTS-AVG
1972-73	30	190-353	.538	45-64	.703	178	—	—	66-2	83-2.8	425-14.2
1973-74	28	253-495	.511	58-77	.753	159	—	—	73-2	82-2.9	564-20.1
1974-75	24	186-359	.549	97-116	.836	91	—	—	60-	100-4.2	469-19.5
1975-76	28	233-456	.511	91-117	.778	86	—	—	77-2	109-3.9	557-19.9
<b>TOTALS</b>	<b>110</b>	<b>862-1663</b>	<b>.518</b>	<b>291-374</b>	<b>.778</b>	<b>514</b>	<b>—</b>	<b>—</b>	<b>276-</b>	<b>374-3.4</b>	<b>2015-18.3</b>

**Tom McMillen's Statistics**


YEAR	GP	FGM-FGA	.PCT	FTM-FTA	.PCT	AST	BLK	STL	PF-DO	RBS-AVG	PTS-AVG
1971-72	32	235-428	.549	197-241	.817	33	—	—	67-3	305-9.6	667-20.8
1972-73	29	250-427	.585	116-145	.800	28	—	—	76-3	284-9.8	616-21.2
1973-74	27	214-404	.530	96-126	.762	41	—	—	69-1	269-10.0	524-19.4
<b>TOTALS</b>	<b>88</b>	<b>699-1259</b>	<b>.555</b>	<b>409-512</b>	<b>.799</b>	<b>102</b>	<b>—</b>	<b>—</b>	<b>212-7</b>	<b>859-9.8</b>	<b>1807-20.5</b>

**Gene Shue's Statistics**

YEAR	GP	FGM-FGA	.PCT	FTM-FTA	.PCT	AST	BLK	STL	PF-DO	RBS-AVG	PTS-AVG
1951-52	21	—	—	—	—	—	—	—	—	—	224-10.6
1952-53	23	176-375	.469	156-223	.700	—	—	—	—	—	508-22.1
1953-54	30	237-469	.506	180-228	.789	—	—	—	—	—	654-21.8
<b>TOTALS</b>	<b>74</b>	<b>—</b>	<b>—</b>	<b>—</b>	<b>—</b>	<b>—</b>	<b>—</b>	<b>—</b>	<b>—</b>	<b>—</b>	<b>1386-18.7</b>

**Buck Williams' Statistics**

YEAR	GP	FGM-FGA	.PCT	FTM-FTA	.PCT	AST	BLK	STL	PF-DO	RBS-AVG	PTS-AVG
1978-79	30	120-206	.583	60-109	.550	18	25	29	77-2	323-10.8	300-10.0
1979-80	24	143-236	.606	85-128	.664	27	17	32	87-4	242-10.1	371-15.5
1980-81	31	183-283	.647	116-182	.637	31	29	29	94-4	363-11.7	482-15.5
<b>TOTALS</b>	<b>85</b>	<b>446-725</b>	<b>.615</b>	<b>216-419</b>	<b>.623</b>	<b>76</b>	<b>86</b>	<b>75</b>	<b>258-10</b>	<b>928-10.9</b>	<b>1153-13.6</b>



The first and the most recent: Boley Berger was Maryland's first All-American, while Len Bias was the Terps most recent selection.

# TERP OLYMPIANS

The ultimate individual reward in amateur athletics is to represent his or her country in international competition. And with the right timing, talent and dedication, international competition can mean participation in an Olympiad. Three Maryland basketball players have been fortunate enough to represent the United States at such a level.


## TOM McMILLEN



1972 U.S. Olympian  
Silver Medalist

Maryland's No. 5 career scorer and cornerstone to the highly successful Terp teams from 1972-75, McMillen represented the U.S. in 1972, when Coach Henry Iba's team earned a Silver Medal. An Oxford Scholar who spent 10 seasons in the NBA, McMillen was elected Congressman of Maryland's 4th District in 1986.


## STEVE SHEPPARD



1976 U.S. Olympian  
Gold Medalist

Known as the "Bear" to Maryland fans for his ferocious play on three nationally ranked teams during the mid-70's, Sheppard played for North Carolina coach Dean Smith's gold-medal winning 1976 Olympic squad. Sheppard helped the United States to a clean sweep of competition in the Montreal Games, and later played for the Chicago Bulls in the NBA.

## BUCK WILLIAMS



1980 U.S. Olympian

Maryland's No. 3 career rebounder, Williams was a member of the 1980 Olympic Team. That squad, along with all other U.S. teams did not participate in that summer's Moscow Olympics, but won four of six games against various NBA All-Star teams and defeated the 1976 gold-medal winning American team.



Buck Williams (standing, fourth from right) was Maryland's representative on the 1980 U.S. Olympic Team. Although they never caught a chance to compete in Olympic competition because of the U.S. boycott, the '80 squad still is considered one of the strongest U.S. teams ever selected for international competition.

1980



Steve Sheppard (middle of front row) of Maryland was one of seven ACC players on the 1976 Gold-medal USA Team, which was coached by the conference's own Dean Smith.

1976

Tom McMillen (#13) of Maryland averaged 14 points per game for the 1972 U.S. Olympic Team. The '72 squad was coached by the legendary Hank Iba (standing, far right).



Buck Williams: The Terps' most recent Olympian.



1972

# MARYLAND NBA DRAFT HISTORY

Year	Player	Team	Round
1954	Gene Shue	Philadelphia	1st
1956	Bob Kessler	Fort Wayne	2nd
1958	Nick Davis	Philadelphia	9th
1960	John Nacincik	Syracuse	3rd
	Charles McNeil	New York	5th
	Al Bunge	Philadelphia	1st
	Jerry Bechtle	New York	15th
	Bob McDonald	St. Louis	6th
1961	Bob McDonald	St. Louis	6th
1963	Jerry Greenspan	Syracuse	3rd
1966	Jerry Ward	Boston	6th
1967	JayMcMillen	Los Angeles	9th
1971	Barry Yates	Philadelphia	8th
1973	Jim O'Brien	Portland	3rd
	Bob Bodell	Seattle	10th
	Howard White	Washington	14th
1974	Tom McMillen	Buffalo	1st (9th pick)
	Len Elmore	Washington	1st (13th pick)
1975	Owen Brown	Phoenix	9th
	Tom Roy	Portland	2nd
1976	John Lucas	Houston	1st(1st pick)
	Mo Howard	Cleveland	2nd
1977	Brad Davis	Los Angeles	1st (15th pick)
	Steve Sheppard	Chicago	2nd
1978	Lawrence Boston	Washington	4th
1979	Larry Gibson	Milwaukee	3rd
1981	Buck Williams	New Jersey	1st (3rd pick)
	Albert King	New Jersey	1st(10th pick)
	Ernest Graham	Philadelphia	2nd
	Greg Manning	Denver	7th
	Charles Pittman	Phoenix	3rd
1984	Ben Coleman	Chicago	2nd
	Herman Veal	Phoenix	6th
	Mark Fothergill	Phoenix	8th
1985	Adrian Branch	Chicago	2nd
	Jeff Adkins	Chicago	7th
1986	Len Bias	Boston	1st(2nd pick)
1988	Derrick Lewis	Chicago	3rd
1990	Jerrold Mustaf	New York	1st(17th pick)
	Tony Massenburg	San Antonio	2nd

## Breakdown:

Total picks 39


First-round picks 10

Second-round picks 7

Team with most Maryland picks—Philadelphia and Chicago 5



*Jerrod Mustaf: After two seasons at Maryland, he took his versatile game to the Big Apple as a first round draft choice.*



*Tony Massenburg: A double figures scorer and rebounder last year at Maryland, his game fits in nicely with San Antonio's long-range plans.*

## NBA Found College Park

*With forward Jerrod Mustaf selected in the first round (No. 17 overall) and power forward Tony Massenburg in the second (No. 43), the University of Maryland joined only six other schools to boast at least two selections in the National Basketball Association's annual college draft. Michigan, with three first round picks and one second, was the only school with more than two players selected. The other teams with two picks in the two-round draft were: Duke, Georgia Tech, Illinois, Texas and Xavier. Before the 1990 draft, the last time Maryland had two players picked in a single draft was 1985.*

## WHERE ARE THEY NOW?

Maryland's basketball heritage extends beyond the confines of a 94-foot piece of hardwood. Men who competed for the University, graduated into careers as doctors, lawyers, businessmen, pilots and dozens of other professions. Here's a look at where some of Maryland's basketball alumni are now (the year in parenthesis is the last year the individual lettered at Maryland).

### Jeff Adkins (1985)

Basketball Coach, West Nottingham Academy, Rising Sun, Md.

### Jerry Bechtle (1960)

Deputy Director, United States Secret Service

### Louis "Bosey" Berger (1932)

Retired Businessman, University Park, Md.

### Al Bleich (1961)

Cardiologist, Atlanta, Ga.

### Bob Bodell (1973)

Mortgage Banker, Franklin Mortgage Capital Corp., McLean, Va.

### Adrian Branch (1985)

Professional Basketball Player, Portland Trailblazers

### Neil Brayton (1966)

Dentist, Chestertown, Md.

### Lee Brawley (1952)

Vice President for Sales, Sunbeam Bread, Beatrice Food, Co., Orangeburg, S.C.

### Darrell Brown (1973)

Corrections Officer, Pittsburgh, Pa.

### Ben Coleman (1984)

Former Professional Basketball Player, Milwaukee Bucks

### Tom Connelly (1953)

Airline Pilot, United Airlines

### Brad Davis (1977)

Professional Basketball Player, Dallas Mavericks

### Richard Drescher (1968)

Outdoor Guide, Real Estate Investor, Cambridge, Md.

### Chuck Driessell (1985)

Assistant Coach, James Madison University, Harrisonburg, Va.

### Leonard Elmore (1974)

Basketball Analyst, CBS-Television, New York City, N.Y.

### Neal Eskin (Mgr., 1984)

Assistant Director, Marketing, University of Maryland, College Park, Md.

### Warren Evans (1936)

Retired Teacher, Frederick County Schools, Frederick, Md.

### Bob Everett (1955)

Owner/Operator, McCrea Equipment, Co., Marlow Heights, Md.

### Jack Faber (1927)

Former Chairman, Department of Microbiology, University of Maryland/former President, Atlantic Coast Conference/former Head Lacrosse Coach, University of Maryland

### Frank Fellows (1953)

Retired Assistant Dean, Department of Physical Education, University of Maryland/former Head Basketball Coach, University of Maryland

### Scott Ferguson (1964)

Chairman of the Board & CEO, Lenders, Corp., La Jolla, Calif.

### Jack Flynn (1946)

Former Director, Air Transport Policy, United States Department of Transportation/ Current Director, M-Club, University of Maryland

### Billy Hahn (1975)

Assistant Basketball Coach, University of Maryland, College Park, Md.

### Robert Hardiman (1957)

Director, Regulatory Relations, C&P Telephone Co., Richmond, Va.

### Joe Harrington (1967)

Head Basketball Coach, University of Colorado, Boulder, Co.

### Jeff Hathaway (Mgr., 1979)

Assistant Athletic Director, University of Maryland, College Park, Md.

### Jack Heise (Mgr., 1947)

Attorney, Heise, Jorgenson & Stefanell, Silver Spring, Md.

### David Henderson (1980)

Engineer, Greenhorne & O'Mara, Inc., Greenbelt, Md.

### Fred Hetzel, Sr., (1930)

Director, Employment Service, United States Department of Labor

### J. Wayne Hisle (1932)

Retired Executive Vice President, Rockefeller Center, Inc.

### Ed Hurson (1946)

Vice President, General Electric, Co.

### Paul Jaeck (1950)

Financial Analyst, Federal Home Loan Bank & Building

### Paul Jelius (1962)

Dentist/Orthodontist, Molland, Pa.

### Edwin Johnson (1939)

Farm Owner

### John Johnson (1989)

Salesman, Pitney-Bowes, Co. Silver Spring, Md.

### Bob Keene (1949)

Vice President for Marketing, Control Data, Corp.

### Charlie Keller (1937)

Retired Major League Baseball Player, N.Y. Yankees & Detroit Tigers

### Harold Keller (1945)

Former Farm System Director, Minnesota Twins & Seattle Mariners

### Bob Kessler (1956)

Airline Pilot, USAir

### Albert King (1981)

Professional Basketball Player, Italian Pro League

### Jim Kinsman (1944)

Director, State of Florida YMCA, Tallahassee, Fla.

### Bob Lewis (1965)

Lawyer, Shearman & Sterling, San Francisco, Calif.

### Derrick Lewis (1988)

Professional Basketball Player, France



### John Lucas (1976)

Former Professional Basketball Player, National Basketball Association

### John MacDonald (1968)

Special Agent, United States Secret Service

### Greg Manning (1981)

Account Representative, Roadway Express, Baltimore, Md./Maryland basketball radio color commentator

### Tony Massenburg (1990)

Professional Basketball Player, San Antonio Spurs

### Jay McMillen (1967)

Physician, St. Joseph, Mo.

### Tom McMillen (1974)

United States Congressman, Maryland's 4th District

### Jim Merna (Mgr., 1957)

Press Secretary, Federal Energy Commission

### Tom Mont (1947)

Retired Director of Athletics, DePauw University

### Perry Moore (1958)

Retired Director of Athletics, Cal-State Long Beach

### Greg "Dutch" Morley (1982)

E. Frank Joy Construction, Bladensburg, Md.

### Bob Murray (1956)

Deputy Director, Safety Mgt., United States Department of the Army

### Bob Nardone (1960)

Publishing Executive, Chatham, NJ

### Brayton Still Enthusiastic

*As a varsity basketball player, Neil Brayton never dazzled folks with his scoring average or rebounding prowess, but he earned the undying admiration of his teammates and coaches for his all-out hustle and enthusiasm for the game. Today, Brayton has lost none of that exuberance for the Terps. A dentist in Chestertown, Md. on the state's Eastern Shore, Brayton is a district chairman for the Terrapin Club, the athletic department's fundraising group. He also organizes an annual golf tournament on the Eastern Shore to support Maryland athletics. Says Brayton's former teammate and current Maryland head coach Gary Williams: "Every University needs people like Neil Brayton. He loves his University and he does whatever he can to show it."*

**Bob O'Brien (1956)**  
Coach, PG County High Schools

**Jim O'Brien (1973)**  
Regional Vice-President, Integon Corp., Nokesville, Va.

**Gene Ochsenreiter (1941)**  
Former Mayor, Asheville, N.C.

**Skeets Parker (1926)**  
Director, Riggs National Bank, Washington, D.C.

**Rich Porac (1974)**  
Dentist, Frederick, Md.

**Tom Roy (1975)**  
Computer Salesman, Philadelphia, Pa.

**John Sandbower (1956)**  
Lawyer, Baltimore, Md.

**Drew Schaufler (1957)**  
Vice President for Investment Banking, Wheat First Securities

**Eric Sharder (1979)**  
Medical Doctor, University of Virginia Medical School

**Ron Siegrist (1950)**  
Vice President, Electronics Co., Lutherville, Md.

**Bob Thurston (1956)**  
Manager, Retirement Planning, Litton Industries

**Jap Trimble (1974)**  
Sales and Marketing Executive, WMAR-TV, Baltimore, Md.

**Terry Truax (1968)**  
Head Basketball Coach, Towson State University, Baltimore, Md.

**George Weber (1933)**  
Retired Director, Physical Plant and Supervisor of Engineering, University of Maryland

**Howard White (1973)**  
Retail Representative, Nike Inc., Lanham, Md.

**Mickey Wiles (1970)**  
Senior Vice President/Director of Marketing, Admiral Corp., Palm Coast, Fla.

**Charles "Buck" Williams (1981)**  
Professional Basketball Player, Portland Trailblazers

**Gary Williams (1967)**  
Head Basketball Coach, University of Maryland

**Gus Winnemore (1929)**  
Retired Teacher, D.C. Public Schools

**Tom Young (1958)**  
Head Basketball Coach, Old Dominion University

## TERP COACHING ALUMS

If Penn State is known for its linebackers, and Southern Cal for its tailbacks, Maryland surely is known for its basketball coaches. Consider that the coaches listed below all claim mail from the Maryland Alumni Office.

**Dr. Tom Davis**  
Maryland Graduate Class of '68  
Currently Head Coach  
University of Iowa

**Marty Fletcher**  
Maryland Class of '73  
Currently Head Coach  
Southwestern Louisiana

**Joe Harrington**  
Maryland Class of '68  
Currently Head Coach  
University of Colorado

**Wayne Szoke**  
Maryland Class of '63  
Currently Head Coach  
Monmouth College

**Terry Truax**  
Maryland Class of '68  
Currently Head Coach  
Towson State University

**Gary Williams**  
Maryland Class of '68  
Currently Head Coach  
University of Maryland

**Tom Young**  
Maryland Class of '58  
Currently Head Coach  
Old Dominion University

Ironically, coaches Fletcher and Szoke did not play basketball at Maryland, but became highly successful collegiate coaches. Davis did not play at Maryland either, but coached here while earning his doctoral degree. Coaches Harrington, Truax, Williams and Young all played and lettered for Maryland.



*Find the Maryland coaches: There are four in this picture. Bud Millikan (standing far left) and Frank Fellows (standing far right) both were Maryland head coaches, while Joe Harrington (#50) was a Terp assistant and Gary Williams (#14) now runs the show.*



The letter H: Former Terp lettermen Will Hetzel (top) and Jo Jo Hunter.



## LETTERWINNERS

### "A"

Acito, Joseph, 1944  
Adams, Donald, 1926-27-28  
Adkins, Jeff, 1982-83-84-85  
Allen, John, 1929  
Allen, Benjamin, 1936-37  
Archer, Rudy, 1988  
Andorka, William, 1935  
Armstrong, Frank, 1949-50  
Auslander, Brian, 1969, 1971  
Avery, John, 1966-67-68

### "B"

Baitz, Edward, 1942-43  
Baker, Harmon, 1925  
Balachow, David, 1945  
Baldwin, Taylor, 1979-80-81-82  
Barton, Joseph, 1962  
Baumann, Joseph, 1946  
Baxter, Jeff, 1983-84-85-86  
Beamer, Francis, 1938-39  
Beatty, William, 1924-25-26  
Bechtie, Gerald, 1958-59-60  
Behr, Samuel, 1945  
Berger, Louis, 1930-31-32  
Bengoechea, Adam, 1938-39-40  
Berlin, H.S., 1918-19  
Bias, Leonard, 1983-84-85-86  
Bilney, John, 1977-78-79-80  
Blank, Charles, 1970-71-72  
Blumberg, Norman, 1960-61  
Bodell, Bob, 1971-72-73  
Body, Robert, 1971-72-73  
Boland, Samuel, N/A  
Bosley, Robert, 1945  
Boston, Lawrence, 1976-77-78  
Bowie, William, 1936-37  
Boyd, Arthur, 1925-26-27  
Boyle, John, 1975-76  
Branch, Adrian, 1982-83-84-85  
Brawley, C. Lee, 1949-50-51-52  
Brayton, Neil, 1964-65-66  
Brenner, John, 1942  
Broadnax, Vince, 1989  
Brooks, Ronald, 1952-53-54  
Brown, Darrell, 1971-72-73  
Brown, Owen, 1973-74-75  
Brown, William, 1946-47-48  
Bryant, Bernard, 1935  
Bryant, William, 1936-37  
Bryant, William, 1977-78  
Buckley, John, 1945  
Bunge, Al, 1958-59-60  
Burch, Samuel, 1943  
Burger, Joseph, 1924-25  
Burns, Evers, 1990  
Burton, Tim, 1984-85-86-87  
Buscher, Alton, 1932-33-34  
Buscher, Bernard, 1934-35-36  
Butler, Jay, 1953

### "C"

Campbell, William, 1945  
Cardwell, Lee, 1925-26  
Carlson, Philip, 1963-64-65  
Carpenter, Conrad, 1962-63  
Carter, Harold, 1934  
Cartwright, Mark, 1972  
Chalmers, George, 1930-31-32  
Chamberlain, Kevin, 1990  
Chalmers, Steve, 1945  
Chase, Spencer, 1932-33-34  
Chong, Eddie, 1989-90  
Clark, Jackie, 1964-65-66  
Cohen, Morris, 1932

Cole, Kenneth, 1913-14  
Coleman, Ben, 1983-84  
Collins, James, 1938  
Connelly, Thomas, 1951  
Crawford, Mark, 1977  
Crescenzo, Edward, 1948  
Crosthwait, Samuel, 1927  
Cutler, Robert, 1958

### "D"

Daly, Edward, 1935  
Danko, Eugene, 1958-59  
Davis, Brad, 1975-76-77  
Davis, Michael, 1977-78  
Davis, Nick, 1956-57-58  
Davis, Todd, 1990  
Day, S.E., 1913  
Dean, Thurston, 1927-28-29  
Darstyn, R.S., 1914  
DeCosmo, Michael, 1964-65  
DeWitt, George, 1939-40  
Dickerson, David, 1986-87-88-89  
Diffie, Granville, 1950  
Dilworth, Robert, 1953-54-55  
Drescher, Richard, 1967-68  
Driesell, Charles, 1982-83-84-85  
Dunlap, Howard, 1956  
DuVall, Mearle, 1940, 1942  
Dyer, Harold, 1934

### "E"

Edwards, John, 1946-47-48-49  
Eicher, Robert, 1961-62-63  
Eiseman, John, 1918-19  
Elmore, Leonard, 1972-73-74  
Englebert, Erwin, 1944  
Ensor, Lionel, 1924-25-26  
Eskin, Neal, 1981-82-83-84  
Etenne, Max, 1989-90  
Evans, Warren, 1933  
Evans, William, 1928-29-30  
Everett, Robert, 1953-54-55

### "F"

Faber, John, 1924-25-26-27  
Farmer, Edward, 1983  
Farrell, Shawn, 1978  
Fellows, Frank, 1951, 1953  
Fennel, E.O., 1944  
Ferguson, Scott, 1962-63-64  
Fetters, Robert, 1941-42  
Fern, Gustav, 1957  
Flowers, Jay, 1970  
Flynn, John, 1944-45-46  
Fothergill, Mark, 1980, 82-83-84  
Franklin, James, 1964-65-66  
Franklin, William, 1965-66  
Fuqua, Frank, 1955

### "G"

Garrett, Ashton, 1941  
Gatlin, Keith, 1984-85-86  
Gaylor, Robert, 1929-30  
Gibson, Lawrence, 1976-77-78-79  
Gilbert, H.D., 1919  
Gilmore, Jack, 1941  
Gleasner, John, 1946  
Gordley, Larry, 1972  
Graham, Ernest, 1978-79-80-81  
Greco, Ralph, 1952-53-54  
Greenspan, Gerald, 1961-62-63  
Gregg, David, 1986  
Groves, John, 1924  
Guckeyson, Bill, 1935, 1937

### "H"

Hahn, Wilham, 1973-74-75  
Hall, Irving, 1924  
Halleck, James, 1957-58-59  
Hammerlund, Robert, 1937  
Hankin, Robert, 1950  
Hardiman, Robert, 1955-56-57  
Harrington, Joseph, 1965-66-67  
Hart, Robert, 1978-79  
Hathaway, Jeff, 1978-79  
Headley, Coleman, 1938  
Heagy, Al, 1928-29-30  
Heatley, Jack, 1945  
Heil, George, 1940  
Heise, John, 1946-47  
Henderson, David, 1977, 1979-80  
Hess, Harry, 1930-31  
Hetzel, Fred, 1928-29-30  
Hetzel, Will, 1968-69-70  
Hilden, Charles, 1944  
Hisie, John, 1932  
Hoffecker, Thomas, 1945  
Holbert, Peter, 1981-82-83-84  
Hood, Steve, 1987-88  
Horn, Hechert, 1942  
Horst, Rod, 1968-69-70  
Housley, Samuel, N/A  
Howard, Maunce, 1973-74-75-76  
Hughes, Harry, 1946  
Huntemann, Charles, 1913-14  
Hunter, Jo Jo, 1977-78

### "J"

Jackson, William, 1951  
Jackson, Reggie, 1979-80-81-82  
Jaeck, Paul, 1945  
James, Robert, 1942-43  
Jarmoska, George, 1941  
Jelus, Paul, 1960-61-62  
Johnson, Edward, 1937-38-39  
Johnson, James, 1951-52  
Johnson, John, 1986-87-88-89  
Johnson, Julius, 1967-68-69  
Jones, Thomas, 1985-86  
Jones, William, 1966-67-68

### "K"

Kaluzienski, Matt, 1989-90  
Kann, R.S., 1918  
Kaplan, Zev, 1955  
Karver, Mark, 1987-88  
Kassel, Steve, 1979  
Kasoff, Mitch, 1987-88-89-90  
Kebeck, Steve, 1970-71  
Keene, Robert, 1946  
Keller, Charles, 1935-36-37  
Kelleher, Bruce, 1960-61-62  
Kessler, Robert, 1954-55-56  
King, Albert, 1978-79-80-81  
Kinsman, James, 1943  
Knepley, George, 1937-38-39  
Knepley, Robert, 1942  
Knode, Robert, 1919  
Koffenberger, 1950-51-52  
Krukar, Paul, 1958-59-60

### "L"

Ladd, Robert, 1957  
Lake, William, 1946  
Lann, Alvin, 1948, 1950  
Leuci, Victor, 1954  
Levin, Julius, 1933  
Levin, Morris, 1952-53  
Levine, Frank, 1933  
Lewis, Cedric, 1988-89-90  
Lewis, Derrick, 1985-86-87  
Lewis, Robert, 1964  
Linkous, Fred, 1926-27-28

Long, Terry, 1984-85-86  
Lucas, John, 1973-74-75-76  
Luney, William, N/A

### "M"

MacDonald, Jan, 1968  
Mack, Charles, 1949-50  
Madigan, George, 1928-29-30  
Magid, Brian, 1976-77  
Mania, George, 1951-52-53  
Manning, Greg, 1978-79-80-81  
Marshal, Alfred, N/A  
Marshall, Ted, 1960-61-62  
Martin, Jesse, 1989-90  
Massenburg, Tony, 1986-88-89-90  
May, Charles, 1930-31-32  
Mays, H.W., 1911  
McCarthy, John, 1936-37-38  
McCoy, Teyon, 1987-88-90  
McCudy, Bruce, 1949  
McDonald, Robert, 1959, 1961  
McDonald, Leib, 1941  
McGinnis, Wayne, 1957  
McHale, Richard, 1971  
McMillen, James, 1965-66-67  
McMillen, Thomas, 1972-73-74  
McNeil, Charles, 1958-59  
McWilliams, Samuel, 1963-64  
Merna, James, 1956  
Michelson, Sheldon, 1967-68  
Miller, Thomas, 1966  
Milroy, Thomas, 1968-69-70  
Mobus, Paul, 1936-37  
Mondorf, Pershing, 1939-40  
Mont, Thomas, 1942-43, 1947  
Moore, Dwight, 1953  
Moore, Perry, 1956-57-58  
Moran, Donald, 1951-52-53  
Morgan, J.A., 1918  
Morn, Matt, 1990  
Morley, Greg, 1979-80-81-82  
Morrin, Alan, 1972-73  
Morrin, John, 1932  
Morrin, William, 1913-14  
Mueller, Richard, 1964  
Multz, Milton, 1937-38, 1940  
Murphy, William, 1957-58-59  
Murray, Robert, 1948, 1950  
Mustaf, Jerrod, 1989-90

### "N"

Nacincik, John, 1956-57-58  
Nakannua, Jeff, 1973  
Nared, Greg, 1986-87-88-89  
Neal, John, 1971-72  
Nevin, Phil, 1987  
Newsome, John, 1975-76  
Nofsinger, Michael, 1960-61-62  
Norris, John, 1930-31-32  
Nuttle, Byron, 1943

### "O"

O'Brien, James, 1971-72-73  
O'Brien, Robert, 1955-56-57  
Ochsenreiter, Eugene, 1939-40-41

### "P"

Palmer, Bryan, 1983, 1985  
Parker, Alvin, 1924  
Patton, Chns, 1975-76  
Pavlos, John, 1975-76-77  
Peck, Malvin, 1944, 1947  
Peebles, Irving, 1924  
Pinocci, Peter, 1946  
Pittman, Charles, 1981-82  
Pitzer, John, 1930-31  
Poling, William, 1946  
Porac, Richard, 1972-73-74  
Prins, Curtis, 1957

**“R”**

Radce, Julius, 1928-29-30  
 Raedy, Michael, 1919  
 Rea, William, 1938-39-40  
 Reyes, Andre, 1987  
 Rivers, Steve, 1981-82-83  
 Robinson, Jonathan, 1980-81  
 Ronkin, Edward, 1930-31-32  
 Rooney, Patrick, 1930  
 Roy, Thomas, 1973-74-75

**“S”**

Sandbower, John, 1954-55-56  
 Sanders, Harvey, 1970  
 Schaufler, Charles, 1955-56  
 Scheele, Thomas, 1935  
 Schmidt, Francis, 1933  
 Schroeder, David, 1961  
 Schuerholz, Donald, 1942-43, 1947

Schultz, Logan, 1938  
 Shaffer, Richard, 1939  
 Shanahan, Gerry, 1960  
 Sheppard, Steve, 1975-76-77  
 Shrader, Eric, 1977-78-79  
 Shue, Gene, 1952-53-54  
 Shumate, John, 1947  
 Siegrist, Ronald, 1948-49  
 Simms, Harvey, 1939  
 Smallwood, Lawrence, 1928-29  
 Smith, Bernard, 1948-49-50  
 Snyder, Robert, 1933-34  
 Sothoron, Norwood, 1934-35  
 Stasiulatis, William, 1961-62-63  
 Steiner, Carlton, 1942  
 Steinman, Edward, 1964  
 Stevens, James, 1918  
 Stevens, Myron, 1925-26-27  
 Stieber, Fred, 1933  
 Still, James, 1970-71  
 Stobaugh, Richard, 1969  
 Stone, Junior, 1918-19  
 Strachan, John, 1951  
 Suder, George, 1964  
 Suit, Jack, 1941  
 Sullivan, William, 1969  
 Supplee, William, 1924-25-26  
 Sweeney, Daniel, 1963

**“T”**

Taylor, Richard, 1949  
 Thomas, Fred, 1936-37  
 Thurston, Robert, 1955  
 Tillman, James, 1976-77  
 Traps, Ernest, 1942-43  
 Trimble, Japeth, 1972, 1974  
 Troxell, Walter, 1924-25-26  
 Truax, Terry, 1967-68  
 Tull, J.J., 1914  
 Turyn, Victor, 1946-47  
 Tuschak, Richard, 1944

**“U”**

Ulman, Bernard, 1941

**“V”**

Vannais, Leon, 1940  
 Veal, Herman, 1981-82-83-84  
 Vincent, J.M., 1914  
 Vincent, Rufus, 1932-33-34

**“W”**

Wainwright, Troy, 1988-89-90  
 Walker, George, 1933  
 Walker, Rodney, 1988-90  
 Waller, Edward, 1947  
 Ward, Gary, 1964-65-66  
 Waters, Albert, 1935-36-37  
 Weber, George, 1933  
 Webster, David, 1954-55  
 Weidinger, Charles, 1940  
 Weingarten, Julian, 1957-58  
 Wharton, James, 1941  
 Wheeler, Waverly, 1936-37-38  
 White, Joseph, 1942  
 White, Howard, 1971-72-73  
 Wiles, F. Michael, 1969-70  
 Williams, Brian, 1988  
 Wiles, Peter, 1960  
 Williams, Charles, 1979-80-81  
 Williams, Gary, 1965-66-67  
 Williams, Walt, 1989-90  
 Wilson, Robert, 1931-32  
 Wilson, Robert, 1960-61  
 Wilson, Len, 1913  
 Winnemore, Augustine, 1929  
 Wise, Richmond, 1964-65-66  
 Woodward, Arthur, 1940-41  
 Worthington, Charles, 1969  
 Wright, Spencer, 1948-49

**“Y”**

Yates, Barry, 1971  
 Yordy, Robert, 1945, 1949  
 Young, Thomas, 1953-54, 1958  
 Young, Curley, 1990  
 Yowell, Roy, 1934

**“Z”**

Zalesak, Emanuel, 1924  
 Zimmerman, James, 1935



*Letterwinning Terps: (Top) Three of the best guards ever to play for Maryland were teammates in the mid-1970's—John Lucas, Mo Howard and Brad Davis. (Bottom Left) Steve Sheppard earned three letters for the Terps, while Dave Dickerson (bottom right) was a four-time letterman.*



# TERPS THROUGH THE YEARS

## Legend

H denotes home games  
 R denotes road games  
 N denotes games at neutral sites  
 A denotes Atlantic Coast Conference Tournament  
 T denotes NIT  
 C denotes NCAA

## 1904-05

0-2 (no scores available)  
 Capt. Samuel P. Thomas  
 Washington Y.M.C.A.  
 Carroll Institute

No Teams for 1905-06 through 1909-10

## 1910-11

3-9 (2-3 H; 1-6 R)  
 Capt. Burt Shipley

<b>Maryland</b>	
7 New York University	25 H
30 Gallaudet	56 R
24 Staunton Military Acad.	58 R
17 Washington & Lee	46 R
17 Virginia Military Inst.	14 R
24 Washington & Lee	29 H
14 Delaware	23 R
27 Gallaudet	54 H
25 Georgetown	31 R
22 Mt. St. Joseph	20 H
35 Catholic	30 H
19 Penn Military Academy	50 R

No Team for 1911 through 1912-13

## 1913-14

Capt. Burt Shipley

<b>Maryland</b>	
Mt. St. Joseph	H
Gallaudet	R
Catholic	R
Mt. St. Joseph	R
Gallaudet	R
St. John's College	R
Loyola College	R
Georgetown	R
Catholic	H
Washington & Lee	R
Virginia Military Institute	R
St. John's College	R
George Washington	H
Gallaudet	H
Baltimore City	H
Penn State College	R
Delaware College	R
No Scores Available	

No Teams 1914-15 through 1916-17

## 1918-19

1-5 (1-5 R)

<b>Maryland</b>	
27 Gallaudet	26
7 Catholic University	25
11 George Washington	25
9 Gallaudet	33
12 Catholic University	14
20 George Washington	53

No Teams for 1919-20 through 1922-23



**H. BURTON SHIPLEY**  
 24 Seasons:  
 1923-24 to 1946-47  
 Record: 243-199  
 Conference: 124-91

## 1923-24

5-7  
 1-2 SC

<b>Maryland</b>	
41 George Washington	22
42 Gallaudet	28
13 Catholic	30
20 North Carolina	26
13 Virginia	26
24 Richmond	22
14 Catholic	20
19 George Washington	20
22 Washington & Lee	21
12 VMI	21
34 *VMI	19
25 *Georgia	29
*S.C. Tournament	

## 1924-25

12-5 (7-2 H; 4-2 R; 1-1 N)  
 3-1 SC

<b>Maryland</b>	
24 Virginia	18 H
24 Columbia	23 R
21 Stevens Institute	17 R
16 Navy	23 R
30 Lafayette	15 H
18 Catholic	14 R
21 Stevens Institute	17 H
16 North Carolina	21 H
25 Gallaudet	14 H
16 Washington College	27 H
24 Princeton	38 R
22 CCNY	16 H
38 South Carolina	22 H
36 Virginia	25 R
27 Catholic	17 H
27 *Alabama	21
16 *NC. State	30
*S.C. Tournament	

## 1925-26

14-3 (10-1 H; 4-1 R; 0-1 N)  
 7-1 SC

<b>Maryland</b>	
40 Washington & Lee	27 H
21 Navy	12 R
30 Richmond	14 H
30 VMI	21 R
33 Washington & Lee	20 R
19 VPI	17 R
40 Gallaudet	13 H
30 Washington College	26 H
24 Stevens Institute	27 H
30 VPI	14 H
28 Virginia	34 R
23 North Carolina	22 H
25 West Virginia	15 H
41 Duke	20 H
30 Virginia	21 H
32 Princeton	26 H
19 Mississippi Aggies	22

## 1926-27

10-10 (7-2 H; 3-7 R; 0-1 N)  
 6-4 SC

<b>Maryland</b>	
16 American	21 R
44 Washington & Lee	32 H
25 Michigan	39 R
17 Virginia	22 R
30 Navy	32 R
18 Washington College	22 H
34 Georgia	33 H
39 Gallaudet	26 H
27 Stevens Institute	18 H
28 North Carolina	23 H
23 North Carolina	32 H
26 Pennsylvania	21 R
32 Washington & Lee	34 R
32 VMI	15 R
29 Virginia	28 H
23 N.C. State	38 R
16 Washington College	21 R
32 Western Maryland	25 H
23 North Carolina	19 R
22 *Georgia	27
*S.C. Tournament	

## 1927-28

14-4 (11-0 H; 3-4 R)  
 8-1 SC

<b>Maryland</b>	
38 Washington & Lee	24 H
29 VPI	20 R
21 Washington & Lee	28 R
23 VMI	9 R
45 Gallaudet	20 H
37 Kentucky	7 H
20 Johns Hopkins	22 R
25 St. Johns College	22 H
26 Virginia	20 H
31 Stevens Institute	24 H
26 Navy	35 R
26 Pennsylvania	30 R
36 N.C. State	24 H
12 Virginia	34 R
22 Washington College	20 H
23 Johns Hopkins	19 H
30 VPI	10 H
30 Western Maryland	29 H

## 1928-29

7-9 (3-5 H; 4-3 R; 0-1 N)  
 2-5 SC

<b>Maryland</b>	
30 William & Mary	20 H
18 Pennsylvania	30 R
20 Randolph Macon	33 H
30 Virginia	22 R
20 Johns Hopkins	30 H
20 St. Johns	18 H
22 Virginia	25 H
22 Washington & Lee	47 H
29 VPI	39 R
18 Washington & Lee	42 R
30 VMI	27 R
22 North Carolina	28 H
30 Navy	27 R
32 Western Maryland	17 H
19 Johns Hopkins	18 R
35 *Mississippi	37
*S.C. Tournament	

## 1929-30

16-6 (10-3 H; 6-2 R; 0-1 N)  
 9-5 SC

<b>Maryland</b>	
27 William & Mary	23 H
27 Duke	28 H
37 Catholic	30 H
54 Virginia	20 H
41 Johns Hopkins	24 H
43 Navy	39 R
41 VPI	29 H

26 N.C. State	28 H
25 Washington & Lee	29 H
38 Western Maryland	17 H
36 North Carolina	24 H
34 VPI	23 R
44 VMI	25 R
21 Washington & Lee	36 R
51 Virginia	29 H
21 N.C. State	19 R
22 North Carolina	19 R
24 Duke	39 R
39 Johns Hopkins	24 R
39 VMI	21 H
41 St. Johns	25 H
21 *Kentucky	26
*S.C. Tournament	

## 1930-31

18-4 (10-2 H; 4-2 R; 4-0 N)  
 8-1 SC

### SOUTHERN CONFERENCE TOURNAMENT CHAMPIONS

<b>Maryland</b>	
38 Gallaudet	27 H
38 VMI	18 R
36 Washington & Lee	21 R
32 Duke	24 H
30 Loyola	33 H
33 Johns Hopkins	20 R
44 VMI	20 H
33 VPI	16 H
31 Virginia	34 R
28 Washington & Lee	17 H
24 Catholic	21 R
33 North Carolina	31 H
32 Washington College	33 H
34 Virginia	21 H
45 Western Maryland	35 H
32 St. Johns	27 H
33 Navy	36 R
31 Johns Hopkins	22 H
37 *LSU	33
19 *North Carolina	17
26 *Georgia	25
29 *Kentucky	27
*S.C. Tournament (Champions)	

## 1931-32

16-4 (11-1 H; 5-2 R; 0-1 N)  
 8-2 SC

<b>Maryland</b>	
30 Wisconsin	32 R
27 Loyola	28 H
42 Washington & Lee	38 R
43 VMI	28 R
26 Navy	15 H
36 Virginia	31 R
33 Johns Hopkins	26 R
38 VMI	20 H
51 VPI	16 H
39 Catholic	34 H
26 North Carolina	25 H
36 Washington College	16 H
35 Western Maryland	15 H
46 Virginia	18 H
49 Washington & Lee	19 H
24 St. Johns	20 H
26 North Carolina	32 R
20 Duke	18 R
38 Johns Hopkins	24 H
24 *Florida	39
*S.C. Tournament	

## 1932-33

11-9 (10-2 H; 1-6 R; 0-1 N)  
 7-3 SC

<b>Maryland</b>	
13 Wisconsin	22 H
40 VPI	20 R
30 Duke	28 H
29 VMI	30 R
40 Washington & Lee	43 R

27 Johns Hopkins	37 R
37 VPI	21 H
27 Catholic	29 R
21 Navy	59 R
19 Virginia	26 R
42 North Carolina	29 H
36 Georgia	40 H
35 Washington College	27 H
37 Virginia	28 H
46 Washington & Lee	28 H
45 VMI	29 H
34 St. Johns	22 H
37 Western Maryland	32 H
35 Johns Hopkins	31 H
28 *South Carolina	65
*S.C. Tournament	

## 1933-34

11-8 (9-4 H; 2-3 R; 0-1 N)  
 6-1 SC

<b>Maryland</b>	
29 Michigan	25 H
17 Indiana	30 H
24 West Virginia	26 R
37 Duke	33 H
29 VPI	24 R
34 VPI	32 H
32 Johns Hopkins	37 R
43 Virginia	20 R
24 North Carolina	28 H
33 Catholic	25 H
27 Navy	46 R
28 Virginia	25 H
33 Richmond	44 H
49 Western Maryland	33 H
36 VMI	27 H
32 St. Johns	37 H
44 Washington College	33 H
32 Johns Hopkins	19 H
37 *Washington & Lee	45
*S.C. Tournament	

## 1934-35

8-10 (6-8 H; 2-2 R)  
 4-5 SC

<b>Maryland</b>	
25 Indiana	30 H
50 Ohio State	41 H
29 West Virginia	39 H
35 South Carolina	21 H
39 VMI	24 H
39 Duke	48 H
43 Washington College	27 H
31 North Carolina	39 H
36 Navy	43 R
44 Virginia	24 H
26 Richmond	56 H
29 Catholic	45 R
29 Washington & Lee	33 H
33 Virginia	32 R
41 Johns Hopkins	35 R
17 St. Johns	24 H
52 Johns Hopkins	25 H
24 Georgetown	25 H

## 1935-36

14-6 (9-3 H; 4-2 R; 1-1 N)  
 3-3 SC

<b>Maryland</b>	
44 VMI	29 H
27 Washington & Lee	30 R
53 VMI	32 R
32 Navy	20 R
28 Richmond	24 H
55 Baltimore	33 H
46 Washington College	34 H
32 North Carolina	44 H
41 William & Mary	39 H
38 Duke	34 H
40 Virginia	34 H
26 West Virginia	51 R
54 Washington & Lee	55 H



40 St Johns	28 H
29 Catholic	40 H
56 Washington College	30 R
45 Johns Hopkins	40 H
47 Georgetown	39 R
47 *Duke	35
32 *Washington & Lee	38
*S.C. Tournament	

**1936-37**

8-12 (7-3 H; 1-8 R; 0-1 N)  
4-8 SC

**Maryland**

40 Richmond	51 R
54 Johns Hopkins	31 H
27 Washington & Lee	51 R
48 VMI	28 R
48 Western Maryland	36 H
31 Duke	34 R
41 Washington College	20 H
37 Virginia	23 H
33 N.C. State	35 R
24 North Carolina	41 R
30 Duke	34 R
37 Navy	53 R
35 North Carolina	44 H
41 William & Mary	29 H
45 VMI	28 H
35 Washington & Lee	41 H
27 Georgetown	39 H
37 St. Johns	39 R
41 N.C. State	35 H
35 *N.C. State	42
*S.C. Tournament	

**1937-38**

15-9 (10-3 H; 4-5 R; 1-1 N)  
7-4 SC

**Maryland**

26 Richmond	31 H
26 Michigan	33 H
50 Baltimore	32 R
43 Randolph Macon	27 H
29 Washington & Lee	31 R
42 VMI	27 R
39 Georgetown	57 R
40 Duke	35 H
24 North Carolina	43 R
34 Duke	44 R
42 VPI	35 H
34 Navy	37 R
27 NYU	42 H
36 Washington & Lee	32 H
45 William & Mary	38 H
43 VMI	33 H
49 Catholic	33 H
43 Washington College	42 R
39 Virginia	23 R
57 Dickinson	27 H
56 Johns Hopkins	30 H
38 St. Johns	29 H
45 *Citadel	43
32 *Duke	35
*S.C. Tournament	

**1938-39**

15-9 (9-2 H; 4-6 R; 2-1 N)  
8-3 SC

**Maryland**

34 Richmond	41 R
45 Clemson	35 H
44 Davidson	27 H
24 Pennsylvania	36 R
25 Army	45 R
37 Navy	47 R
37 Duke	34 H
34 North Carolina	32 H
34 Hampden-Sydney	25 H
31 Virginia	21 H
60 Duke	44 R
66 North Carolina	41 R

40 NC. State	46 R
25 Georgetown	39 H
29 Washington & Lee	37 H
49 William & Mary	57 H
48 St Johns	20 R
53 UM	35 H
40 Catholic	38 R
24 George Washington	37 R
47 Washington College	37 H
47 *Richmond	32
53 *N.C. State	29
27 *Clemson	39
*S.C. Tournament	

**1939-40**

14-9 (9-2 H; 4-6 R; 1-1 N)  
7-4 SC

**Maryland**

48 Western Maryland	32 H
47 Randolph Macon	16 H
53 Clemson	26 H
34 Pennsylvania	41 R
51 Rutgers	39 R
53 Rhode Island State	59 R
32 Duke	30 H
35 Richmond	19 H
28 Georgetown	27 R
49 VPI	41 H
25 Washington & Lee	44 H
43 NC State	36 R
30 Clemson	48 R
30 South Carolina	33 R
37 Duke	48 R
49 Johns Hopkins	36 H
60 VMI	33 R
19 Washington & Lee	39 R
46 Catholic	31 H
27 VMI	25 H
26 George Washington	44 H
43 Washington & Lee	30
32 *Duke	44
*S.C. Tournament	

**1940-41**

1-21 (1-10 H; 0-11 R)  
0-13 SC

**Maryland**

36 Richmond	48 H
24 Johns Hopkins	38 R
34 Clemson	48 H
32 Pennsylvania	43 R
26 Duke	40 H
41 Washington & Lee	59 R
30 VMI	64 R
34 Georgetown	51 R
36 North Carolina	55 H
17 Richmond	38 R
17 Duke	43 R
29 North Carolina	44 R
27 Navy	52 R
18 Virginia	47 R
15 Washington & Lee	42 H
28 George Washington	61 R
40 William & Mary	58 H
43 Connecticut	52 H
45 Rutgers	50 H
27 VMI	41 H
39 VPI	48 H
26 Washington College	18 H

**1941-42**

7-15 (4-5 H; 3-10 R)  
3-8 SC

**Maryland**

41 Richmond	23 R
34 William & Mary	39 R
36 West Virginia	63 R
15 Seton Hall	59 R
40 CCONY	57 R
48 St Johns (NY)	64 R
35 Virginia	34 R
33 Duke	37 R

28 Washington College	25 H
51 Georgetown	42 R
29 George Washington	47 H
36 Virginia	26 H
41 VMI	46 R
44 Washington & Lee	52 R
28 Washington & Lee	30 H
47 Navy	61 R
42 William & Mary	32 H
27 West Virginia	41 H
32 Army	44 R
30 North Carolina	34 H
46 Duke	64 H
39 VMI	36 H

**1942-43**

8-8 (5-3 H; 3-5 R)  
5-5 SC

**Maryland**

32 Richmond	28 H
47 North Carolina	40 H
53 Virginia	49 H
49 Pennsylvania	51 R
40 Washington & Lee	50 R
34 VMI	35 R
43 George Washington	48 R
63 Navy	54 R
40 Army	44 R
43 Duke	46 H
55 Washington & Lee	35 H
56 Virginia	42 R
40 North Carolina	31 R
36 Georgetown	46 H
51 William & Mary	36 H
35 VMI	36 H

**1943-44**

4-14 (3-6 H; 1-7 R; 0-1 N)  
2-1 SC

**Maryland**

33 Quantico Mannes	59 H
39 Marshall	46 H
20 Bainbridge Navy	52 H
20 Virginia	52 R
43 VMI	36 H
43 Hampden Sydney	51 H
25 Bainbridge Navy	78 R
29 Fort Belvoir	60 H
33 Catholic	31 H
26 Virginia	49 H
33 Catholic	53 R
34 Richmond	65 R
48 Woodrow Gen Hosp	26 H
25 Woodrow Gen Hosp	35 R
31 VMI	29 R
35 Navy	69 R
22 Army	85 R
23 *N.C. State	42
*S.C. Tournament	

**1944-45**

2-14 (1-5 H; 1-8 R; 0-1 N)  
2-5 SC

**Maryland**

26 Gallaudet	27 H
28 North Carolina	53 R
24 Duke	51 R
32 N.C. State	46 R
33 Navy	70 R
46 VMI	28 H
34 Marine Corps Inst.	50 H
42 N.C. State	57 H
42 Hampden-Sydney	43 H
26 Virginia	57 R
27 VMI	35 R
33 Virginia	61 H
53 William & Mary	46 R
41 Merchant Marine	54 R
34 Army	54 R
49 *Duke	76
*S.C. Tournament	

**1945-46**

9-12 (8-4 H; 1-7 R; 0-1 N)  
5-5 SC

**Maryland**

61 Marine Corps Inst.	46 H
43 Marshall	50 H
47 Quantico Mannes	50 H
25 Duke	59 R
47 N.C. State	39 R
28 North Carolina	64 R
35 Navy	44 R
37 N.C. State	33 H
45 Virginia	48 R
43 Duke	38 H
35 Hampden-Sydney	32 H
48 George Washington	35 H
31 North Carolina	33 H
37 Virginia	36 H
43 Merchant Manne	39 H
37 Richmond	31 H
36 William & Mary	42 R
33 West Virginia	35 H
25 Army	52 R
31 Merchant Manne	48 R
27 *N.C. State	54
*S.C. Tournament	

**1946-47**

14-10 (9-3 H; 5-6 R; 0-1 N)  
9-4 SC

**Maryland**

43 West Virginia	81 R
49 Western Maryland	39 H
41 Johns Hopkins	36 H
62 Quantico Mannes	48 R
42 North Carolina	58 R
39 Richmond	41 H
44 George Washington	43 H
65 Washington & Lee	60 R
57 VPI	49 R
61 VMI	50 R
61 North Carolina	57 H
27 Navy	55 R
59 Washington & Lee	50 H
55 Georgetown	49 H
48 George Washington	63 H
49 Richmond	68 R
55 VPI	42 H
38 Duke	40 H
47 Kings Point	73 R
57 Army	54 R
52 Citadel	40 H
53 VMI	45 H
54 Pennsylvania	80 R
43 *N.C. State	55
*S.C. Tournament	



**"FLUCIE" STEWART**  
3 Seasons:  
1947-48 to 1949-50  
Record: 27-50  
Conference: 22-27

**1947-48**

11-14 (6-4 H; 5-9 R; 0-1 N)  
9-7 SC

**Maryland**

63 Western Maryland	58 R
52 Loyola	63 H
59 Davidson	58 H
64 Washington & Lee	70 R

53 VMI	46 R
64 Johns Hopkins	53 R
42 North Carolina	70 R
46 Duke	53 R
40 Georgetown	52 R
49 Clemson	42 H
44 Virginia	64 R
47 Navy	51 R
68 South Carolina	54 H
63 VMI	48 H
44 Army	48 R
64 Washington & Lee	38 H
49 George Washington	65 R
47 North Carolina	51 H
56 Virginia	68 H
60 Richmond	53 H
54 South Carolina	53 R
63 Clemson	61 R
62 Richmond	64 R
35 George Washington	59 H
51 *Davidson	58
*S.C. Tournament	

**1948-49**

9-18 (4-5 H; 5-12 R; 0-1 N)  
8-7 SC

**Maryland**

49 Temple	67 R
60 VPI	51 H
75 Loyola (Baltimore)	77 R
45 Richmond	54 H
47 Virginia	53 H
74 Clemson	50 H
47 North Carolina	55 R
49 Davidson	52 R
43 Virginia	79 R
51 Georgetown	53 R
67 Pennsylvania	81 R
46 Navy	52 R
54 George Washington	66 H
43 Miami (Ohio)	42 R
48 Miami (Ohio)	58 R
33 Cincinnati	70 R
53 VMI	45 R
66 Washington & Lee	60 R
79 South Carolina	49 H
42 North Carolina	66 H
52 Georgetown	56 H
57 South Carolina	56 R
49 Clemson	68 R
66 Richmond	51 R
42 George Washington	61 R
70 VMI	55 H
61 *North Carolina	79
*S.C. Tournament	

**1949-50**

7-18 (6-6 H; 1-12 R)  
5-13 SC

**Maryland**

57 VPI	63 R
40 Tennessee	61 R
56 Virginia	66 R
65 Washington & Lee	46 H
52 Pennsylvania	54 R
55 Clemson	60 H
62 Navy	75 R
71 Ohio Wesleyan	75 H
53 North Carolina	55 R
46 Duke	58 R
71 Georgetown	65 R
52 William & Mary	56 H
49 Richmond	59 R
51 George Washington	72 H
56 William & Mary	64 R
65 VMI	53 H
56 North Carolina	69 H
61 VMI	62 R
67 Duke	57 H
56 South Carolina	61 H
70 Virginia	52 H
64 Davidson	61 H
67 Richmond	48 H
44 South Carolina	59 R
68 Clemson	70 R

# TERPS THROUGH THE YEARS



**BUD MILLIKAN**  
17 Seasons:  
1950-51 to 1966-67  
Record: 243-182  
Conference: 130-109

## 1950-51

16-11 (10-3 H; 5-7 R; 1-1 N)  
11-8 SC

**Maryland**

59 Virginia	57 H
65 Pennsylvania	74 R
48 William & Mary	41 H
46 Virginia	43 R
52 Washington & Lee	43 H
51 Rutgers	45 H
67 North Carolina	59 R
48 Richmond	42 R
47 Navy	51 R
58 Georgetown	47 H
57 VPI	66 H
56 North Carolina	55 H
57 Davidson	55 R
43 South Carolina	70 R
44 Clemson	50 R
65 Washington & Lee	83 R
46 VMI	41 R
47 South Carolina	37 H
64 West Virginia	70 H
40 Duke	49 H
50 William & Mary	55 R
54 Clemson	50 H
42 Richmond	33 H
47 George Washington	67 R
65 VMI	46 H
50 *Clemson	48
45 *N.C. State	54
*S.C. Tournament	

## 1951-52

13-9 (8-1 H; 5-7 R; 0-1 N)  
9-5 SC

**Maryland**

59 Virginia	42 R
71 Washington & Lee	51 H
52 Pennsylvania	53 R
54 William & Mary	53 H
36 West Virginia	39 R
57 VMI	39 R
51 Washington & Lee	43 R
47 North Carolina	51 R
48 Navy	45 R
63 Virginia	53 H
55 Georgetown	40 H
55 Rutgers	61 R
71 North Carolina	51 H
64 VMI	46 H
55 Richmond	45 H
66 William & Mary	71 R
51 Duke	56 R
61 Georgetown	71 R
54 Richmond	50 R
56 George Washington	57 H
71 Davidson	48 H
48 *Duke	51
*S.C. Tournament	

**1952-53**  
15-8 (8-2 H; 6-5 R; 1-1 N)  
12-3 SC

**Maryland**

71 Virginia	61 H
64 William & Mary	61 H
53 Pennsylvania	70 R
52 West Virginia	45 H
54 VMI	37 R
45 Washington & Lee	40 R
49 North Carolina	59 R
59 Virginia	56 R
63 Richmond	60 R
45 Georgetown	54 H
65 VPI	46 H
68 North Carolina	66 H
62 George Washington	63 R
70 VPI	56 R
46 Richmond	49 H
67 VMI	41 H
87 Washington & Lee	56 H
79 William & Mary	57 R
48 Georgetown	49 R
47 Navy	51 R
66 George Washington	53 H
74 *Duke	65
59 *Wake Forest	61
*S.C. Tournament	

**1953-54**  
23-7 (9-2 H; 13-4 R; 1-1 N)  
7-2 ACC (2nd)

**Maryland**

53 South Carolina	49 R
81 Clemson	41 R
54 Wake Forest	71 R
69 William & Mary	54 R
71 West Virginia	54 R
60 VPI	52 H
79 South Carolina	48 H
65 Arizona State	50 R
66 Evansville	58 R
54 Ky. Wesleyan	37 R
72 Richmond	64 R
70 Virginia	64 H
75 Clemson	54 H
56 Georgetown	58 R
71 Richmond	73 H
68 George Washington	61 H
70 Virginia	56 R
61 Tampa	51 R
63 Miami (Fla)	57 R
51 Washington & Lee	25 R
54 VPI	41 R
76 Washington & Lee	43 H
61 Navy	60 R
74 Wake Forest	53 H
61 Duke	68 H
53 Georgetown	50 H
57 George Washington	70 R
74 William & Mary	55 H
75 Clemson	59 A
56 Wake Forest	64 A

**1954-55**  
17-7 (7-2 H; 10-4 R; 0-1 N)  
10-4 ACC (3rd)

**Maryland**

60 Georgetown	43 H
49 Duke	47 H
58 Wake Forest	62 H
72 Virginia	69 R
61 Duke	68 R
70 North Carolina	60 R
58 Texas Tech	54 R
83 Rhode Island	66 R
78 Cincinnati	61 R
68 South Carolina	51 H
78 Virginia	65 H
71 Clemson	63 R

68 North Carolina	52 R
68 N.C. State	64 H
53 George Washington	75 R
60 Navy	54 R
67 William & Mary	62 R
67 George Washington	73 H
63 North Carolina	61 H
68 Clemson	66 H
58 N.C. State	78 R
71 Wake Forest	75 R
57 Georgetown	48 R
67 Virginia	68 A

**1955-56**  
14-10 (9-5 H; 5-4 R; 0-1 N)  
7-7 ACC (5th)

**Maryland**

67 Virginia	55 H
52 William & Mary	51 H
61 Wake Forest	51 H
61 Kentucky	62 H
62 North Carolina	68 H
75 Michigan State	95 H
75 St. Francis	66 H
76 South Carolina	57 H
62 George Washington	48 H
71 Clemson	63 R
59 South Carolina	53 R
64 N.C. State	73 H
62 Duke	76 R
55 North Carolina	64 R
62 Georgetown	57 R
80 Navy	61 H
70 Duke	82 H
67 George Washington	46 R
81 Clemson	69 H
71 N.C. State	62 R
60 Wake Forest	76 R
60 Virginia	73 R
72 Georgetown	61 H
69 Duke	94 A

**1956-57**  
16-10 (8-2 H; 7-7 R; 1-1 N)  
9-5 ACC (2nd)

**Maryland**

67 Virginia	63 R
62 Fordham	68 H
59 Wake Forest	53 H
55 Kentucky	76 R
61 North Carolina	70 R
89 Montana State	72 R
93 New Mexico A&M	45 R
43 Virginia	39 R
59 Clemson	52 R
60 South Carolina	68 R
62 Duke	51 H
68 George Washington	48 R
66 South Carolina	59 H
82 Georgetown	69 H
79 N.C. State	66 H
60 Duke	72 R
84 George Washington	67 H
61 North Carolina	65 H
85 Virginia	64 H
56 N.C. State	49 R
58 Wake Forest	62 R
55 Navy	56 R
74 Clemson	65 H
62 Georgetown	59 R
71 Virginia	68 A
64 South Carolina	74 A

**1957-58**  
22-7 (10-1 H; 7-5 R; 5-1 N)  
9-5 ACC (4th)

**ACC Tournament Champion**

**Maryland**

64 George Washington	55 H
61 Fordham	58 R

71 Kentucky	62 H
72 Wake Forest	58 H
88 Navy	58 H
71 Vanderbilt	56 R
46 Memphis State	47 R
72 South Carolina	59 R
66 Clemson	73 R
74 Duke	49 H
74 North Carolina	61 H
55 Georgetown	45 R
48 N.C. State	57 H
64 Navy	51 R
87 Virginia	66 R
74 Wake Forest	67 R
72 Clemson	54 H
64 N.C. State	69 R
69 Virginia	56 H
59 Duke	68 R
59 North Carolina	66 R
56 Georgetown	46 H
99 South Carolina	59 H
70 Virginia	66 A
71 Duke	65 A
86 North Carolina	74 A
86 Boston College	63 C
67 Temple	71 C
59 Manhattan	55 C

**1958-59**  
10-13 (7-3 H; 3-9 R; 0-1 N)  
7-7 ACC (T3rd)

**Maryland**

53 N.C. State	55 H
62 Northwestern	66 R
63 Virginia	56 H
56 Kentucky	58 R
50 Navy	53 H
68 Wake Forest	65 H
45 Mississippi State	56 R
54 Loyola	50 R
64 Duke	31 H
59 South Carolina	41 R
46 Clemson	55 R
61 Georgetown	53 H
69 Duke	78 R
57 North Carolina	64 R
53 Wake Forest	56 R
65 George Washington	66 H
37 N.C. State	53 R
77 Clemson	58 H
50 Virginia	62 R
69 North Carolina	51 H
67 Georgetown	56 R
75 South Carolina	45 H
65 Virginia	66 A

**1959-60**  
15-8 (8-2 H; 7-5 R; 0-1 N)  
9-5 ACC (3rd)

**Maryland**

64 George Washington	57 R
70 Virginia	62 H
59 Georgetown	48 H
47 Wake Forest	54 H
63 Indiana	72 R
76 Fordham	54 R
103 Yale	80 H
85 South Carolina	52 H
51 Georgetown	66 R
56 Duke	48 R
63 N.C. State	53 H
51 Navy	50 R
66 North Carolina	75 H
64 Wake Forest	65 R
44 Virginia	43 R
46 N.C. State	48 R
70 Clemson	55 H
71 Duke	61 H
86 George Washington	84 H
64 North Carolina	81 R
67 Clemson	59 R
72 South Carolina	55 R
58 N.C. State	74 A

**1960-61**  
14-12 (8-2 H; 5-9 R; 1-1 N)  
6-8 ACC (5th)

**Maryland**

64 Penn State	47 H
57 Virginia	52 R
80 George Washington	66 H
64 Minnesota	53 R
78 Georgetown	67 R
60 Wake Forest	72 H
57 North Carolina	81 R
67 N.C. State	75 R
84 Wyoming	77 R
72 South Carolina	58 H
55 Georgetown	47 H
62 Duke	70 R
52 North Carolina	58 H
63 Navy	62 H
75 N.C. State	57 R
56 North Carolina	63 R
69 Wake Forest	78 R
59 Clemson	76 R
61 South Carolina	64 R
66 N.C. State	83 R
76 Duke	71 H
44 George Washington	63 R
77 Virginia	62 H
82 Clemson	80 H
91 Clemson	75 A
76 Wake Forest	98 A

**1961-62**  
8-17 (4-6 H; 4-10 R; 0-1 N)  
3-11 ACC (E7th)

**Maryland**

65 Penn State	71 R
78 Georgetown	79 H
68 N.C. State	73 H
75 Minnesota	69 H
79 Wake Forest	62 H
91 Virginia	70 R
62 Mississippi State	64 R
64 Louisville	83 R
67 George Washington	56 R
77 South Carolina	86 H
83 Georgetown	70 R
68 Duke	84 R
81 George Washington	67 H
61 N.C. State	68 R
71 Miami (Fla)	68 R
58 Navy	67 R
79 North Carolina	62 H
68 South Carolina	85 R
61 Clemson	73 R
53 Duke	79 H
78 Wake Forest	81 R
67 North Carolina	70 R
68 Virginia	72 H
68 Clemson	75 H
58 Duke	71 A

**1962-63**  
8-13 (5-6 H; 3-6 R; 0-1 N)  
4-10 ACC (T6th)

**Maryland**

61 Penn State	62 H
70 Georgetown	79 R
56 Duke	92 R
74 N.C. State	76 H
67 Virginia	61 H
74 Wake Forest	85 R
68 South Carolina	63 H
67 George Washington	72 H
74 Navy	61 H
56 North Carolina	78 H
59 N.C. State	79 R
68 George Washington	67 R
73 Georgetown	72 H
68 North Carolina	82 R
60 Clemson	62 R
51 South Carolina	44 R
54 Wake Forest	75 R
69 Virginia	71 H
70 Duke	76 H

69 Clemson 67 H  
41 Wake Forest 80 A

**1963-64**  
9-17 (5-4 H; 4-12 R; 0-1 N)  
5-9 ACC (6th)

**Maryland**

68 Virginia	58 H
72 Georgetown	83 R
62 Penn State	91 R
72 N.C. State	62 H
74 West Virginia	72 H
56 Clemson	48 H
59 Tennessee	70 R
75 LSU	65 R
54 Arizona	57 R
82 Columbia	76 R
69 South Carolina	73 H
55 Navy	68 R
88 North Carolina	97 R
65 N.C. State	66 R
91 Wake Forest	82 R
80 George Washington	76 R
67 West Virginia	91 R
72 Duke	104 H
77 Wake Forest	79 H
74 North Carolina	64 H
73 Virginia	79 R
63 Duke	84 R
78 Georgetown	81 H
68 Clemson	83 R
64 South Carolina	74 R
67 Clemson	81 A

**1964-65**  
18-8 (9-3 H; 8-4 R; 1-1 N)  
10-4 ACC (T2nd)

**Maryland**

72 Penn State	71 H
82 George Washington	80 H
59 Virginia	61 R
62 N.C. State	63 H
73 West Virginia	80 H
82 Wake Forest	64 H
61 Kansas	63 H
66 Tulsa	59 R
73 Miami (Fla.)	80 R
76 North Carolina	68 H
67 Clemson	65 R
75 South Carolina	70 R
77 Navy	58 H
93 Wake Forest	85 R
67 N.C. State	73 R
91 North Carolina	80 R
64 Duke	82 R
86 West Virginia	78 R
85 Georgetown	67 R
52 Virginia	47 H
70 Navy	57 R
85 Duke	82 H
88 Clemson	71 H
73 South Carolina	59 H
63 Clemson	50 A
67 N.C. State	76 A

**1965-66**  
14-11 (7-3 H; 7-7 R; 0-1 N)  
7-7 ACC (5th)

**Maryland**

61 Penn State	65 R
87 Wake Forest	66 H
59 N.C. State	48 H
62 Kansas	71 R
63 Kansas State	57 R
77 Georgetown	59 H
74 West Virginia	76 R
69 Houston	68 R
77 Dayton	75 R
52 North Carolina	67 R
62 Virginia	65 H
61 Duke	76 R
58 N.C. State	60 R
107 George Washington	81 R
66 Clemson	71 R

78 South Carolina	63 R
76 North Carolina	66 H
86 Wake Forest	78 R
74 Navy	69 H
107 West Virginia	92 H
71 Virginia	64 R
69 Duke	74 H
56 South Carolina	42 H
69 Clemson	81 H
70 North Carolina	77 A

**1966-67**  
11-14 (5-5 H; 6-8 R; 0-1 N)  
5-9 ACC (T5th)

**Maryland**

76 Penn State	53 H
54 N.C. State	38 R
63 South Carolina	65 H
85 Virginia	65 R
50 Oklahoma State	49 R
53 Memphis State	55 R
59 Wake Forest	68 H
66 Davidson	65 R
57 Army	54 R
60 N.C. State	55 H
82 West Virginia	81 R
69 Duke	72 H
68 Clemson	48 H
58 West Virginia	61 H
53 South Carolina	80 R
77 North Carolina	85 R
78 George Washington	52 H
49 Georgetown	80 R
87 Virginia	76 H
65 Navy	66 R
58 Duke	81 R
78 North Carolina	79 H
61 Clemson	65 R
64 Wake Forest	78 R
54 South Carolina	57 A



**FRANK FELLOWS**  
2 Seasons:  
1967-68 to 1968  
Record: 16-34  
Conference: 6-22

**1967-68**  
8-16 (7-3 H; 1-12 R; 0-1 N)  
4-10 ACC (6th)

**Maryland**

71 Penn State	76 R
84 George Washington	53 R
62 N.C. State	75 H
66 South Carolina	65 H
60 Wake Forest	73 R
53 Texas El Paso	70 R
72 Southern Illinois	73 R
59 South Carolina	68 R
52 N.C. State	68 R
79 West Virginia	75 H
52 Duke	84 H
93 Clemson	94 R
76 Navy	72 H
73 Miami (Fla.)	93 R
67 North Carolina	73 H
64 Duke	85 R
66 West Virginia	83 R
85 Virginia	76 H
87 Wake Forest	74 H
60 North Carolina	83 R
81 Clemson	68 H
68 Virginia	70 R
68 Georgetown	60 H
54 NC State	63 A

**1968-69**  
8-18 (4-6 H; 4-11 R; 0-1 N)  
2-12 ACC (T7th)

**Maryland**

66 Penn State	56 H
65 West Virginia	86 R
67 South Carolina	79 R
63 Princeton	72 H
87 Wake Forest	95 R
99 George Washington	96 H
89 Marshall	80 R
35 Miami (Fla.)	92 R
69 Davidson	83 R
95 Wichita	83 R
71 Wake Forest	93 R
69 N.C. State	85 R
67 South Carolina	69 H
85 Duke	96 R
83 Clemson	78 H
77 Virginia	78 H
87 North Carolina	107 R
81 N.C. State	86 H
91 West Virginia	84 H
83 Duke	93 H
68 Navy	72 R
78 Virginia	84 R
86 North Carolina	88 H
84 Clemson	83 R
83 Georgetown	78 R
71 South Carolina	92 A



**CHARLES "Lefty" DRIESELL**  
17 Seasons:  
1969-70 to 1985-86  
Record: 348-159  
Conference: 126-101

**1969-70**  
13-13 (10-4 H; 3-8 R; 0-1 N)  
5-9 ACC (6th)

**Maryland**

97 Buffalo	77 H
92 George Washington	71 R
67 Princeton	75 R
87 Wake Forest	104 H
68 South Carolina	101 H
54 Army	69 H
94 Fordham	71 H
94 Delaware	58 H
57 N.C. State	91 R
96 Wake Forest	88 R
83 West Virginia	76 H
44 South Carolina	55 R
75 Clemson	63 R
73 Navy	57 H
97 Maine	68 H
52 Duke	50 H
69 North Carolina	77 H
54 N.C. State	64 R
81 Georgetown	71 H
69 Virginia	71 R
83 North Carolina	90 R
76 Duke	87 R
103 Clemson	85 H
78 West Virginia	83 R
79 Virginia	71 H
57 N.C. State	67 A

**1970-71**  
14-12 (11-4 H; 3-7 R; 0-1 N)  
5-9 ACC (T6th)

**Maryland**

86 Delaware	73 H
109 Buffalo	70 H

85 Lehigh	66 H
72 Wake Forest	71 H
70 South Carolina	96 R
79 Georgetown	96 R
80 Tampa	72 H
111 Miami (Fla.)	77 H
99 Richmond	67 H
81 N.C. State	83 H
31 South Carolina	30 H
56 Clemson	52 H
69 George Washington	67 H
88 Loyola (Md.)	69 R
70 North Carolina	105 R
61 N.C. State	71 R
88 Duke	79 R
63 Virginia	78 R
67 Duke	70 H
76 North Carolina	100 H
56 Seton Hall	55 R
45 Clemson	51 R
81 West Virginia	83 H
66 Wake Forest	72 R
89 Virginia	84 H
63 South Carolina	71 A

**1971-72**  
27-5 (14-0 H; 7-4 R; 6-1 N)  
8-4 ACC (T2nd)  
NIT Champions

**Maryland**

100 Brown	83 H
118 George Washington	96 R
57 Virginia	78 R
79 Georgetown	46 H
86 Canisius	77 H
73 Loyola	60 R
102 Holy Cross	79 R
103 Western Kentucky	67 H
90 St. John's	69 H
83 N.C. State	70 H
61 Clemson	63 R
49 Wake Forest	46 R
85 Navy	60 R
82 Bulfalo	58 H
72 North Carolina	92 R
66 N.C. State	65 R
77 Duke	58 H
85 Duquesne	71 H
78 Long Island Univ.	60 R
79 North Carolina	77 H
67 Clemson	57 H
76 Richmond	61 H
59 Duke	68 R
64 Wake Forest	56 H
45 Virginia	42 H
54 Clemson	52 A
62 Virginia	57 A
64 North Carolina	73 A
67 St. Joseph's	55 T
71 Syracuse	65 T
91 Jacksonville	77 T
100 Niagara	69 T

**1972-73**  
23-7 (12-1 H; 8-4 R; 3-2 N)  
7-5 ACC (3rd)

**Maryland**

127 Brown	82 H
82 Richmond	50 R
107 Canisius	80 H
99 Georgetown	73 R
88 George Washington	79 H
90 Georgia Tech	55 H
90 Syracuse	76 H
76 Kent State	58 H
79 Clemson	75 R
93 Virginia	74 H
85 N.C. State	87 H
76 Navy	67 R
105 Wake Forest	76 H
100 Long Island	73 H
94 North Carolina	88 H
78 N.C. State	89 R
81 Duke	85 R
83 Fordham	72 R

93 Buffalo	64 H
85 North Carolina	95 R
69 Clemson	66 H
81 Duquesne	71 R
96 Duke	68 H
60 Wake Forest	62 R
92 Virginia	81 R
77 Clemson	61 A
73 Wake Forest	65 A
74 N.C. State	76 A
91 Syracuse	75 C
89 Providence	103 C

**1973-74**  
23-5 (12-1 H; 9-3 R; 2-1 N)  
9-3 ACC (T2nd)

**Maryland**

64 UCLA	65 R
106 Eastern Kentucky	57 H
115 Georgetown	83 H
78 San Francisco	60 R
53 Santa Clara	32 R
102 Holy Cross	75 H
58 Boston College	37 H
96 Richmond	60 R
89 Clemson	60 H
72 Wake Forest	59 R
74 N.C. State	80 R
112 Fordham	73 H
72 Navy	50 R
86 Canisius	73 H
73 North Carolina	82 R
80 N.C. State	86 H
101 Duke	83 H
88 Virginia	81 R
92 George Washington	71 R
91 North Carolina	80 H
56 Clemson	54 R
98 Duquesne	72 H
64 Duke	61 R
77 Wake Forest	68 H
110 Virginia	75 H
85 Duke	66 A
105 North Carolina	85 A
100 N.C. State (3OT)	103 A

**1974-75**  
24-5 (12-2 H; 10-1 R; 2-2 N)  
10-2 ACC  
ACC REGULAR SEASON  
CHAMPIONS

**Maryland**

106 Richmond	81 H
99 Wake Forest	78 R
99 Long Island	84 H
104 Georgetown	71 R
113 DePaul	49 H
81 George Washington	67 R
105 Georgia Tech	67 H
75 UCLA	81 H
96 Appalachian State	50 H
90 Notre Dame	82 H
83 Duke	77 H
89 Wake Forest	73 H
103 N.C. State	85 H
87 Navy	73 R
82 Clemson	83 R
66 North Carolina	69 H
98 N.C. State	97 R
86 Virginia	79 H
65 Fordham	46 R
104 Duke	80 R
96 North Carolina	74 R
70 Virginia	51 R
103 Duquesne	82 R
70 Clemson	64 H
104 East Tennessee	87 H
85 N.C. State	87 A
83 Creighton	79 C
83 Notre Dame	71 C
82 Louisville	96 C

# TERPS THROUGH THE YEARS

## 1975-76

22-6 (13-2 H; 8-3 R; 1-1 N)  
7-5 ACC (T2nd)

### Maryland

127 East Carolina	84 H
99 DePauw	42 H
98 Richmond	71 R
122 Boston University	82 H
93 Georgia Tech	65 H
81 Fordham	56 H
70 UNC Charlotte	60 H
104 Seton Hall	69 H
66 Pnncteton	59 H
111 Long Island	88 H
82 George Washington	72 R
93 Wake Forest	96 R
87 N.C. State	69 R
87 Navy	69 R
77 Clemson	82 H
93 North Carolina (OT)	95 R
102 N.C. State	84 H
69 Notre Dame	63 R
69 Virginia	66 R
102 Duke	91 H
69 North Carobna	81 H
98 Clemson	89 R
72 Georgetown	63 R
67 Duke	69 R
105 Wake Forest	91 H
81 Virginia	73 H
80 Duke (OT)	78 A
65 Virginia	73 A

## 1976-77

19-8 (15-4 H; 3-3 R; 1-1 N)  
7-5 ACC (4th)

### Maryland

79 Notre Dame (OT)	80 H
86 Ball State	70 H
49 Long Island	45 H
58 Princeton	45 H
80 East Carolina	69 H
92 DePaul	74 H
76 Appalachian St.	74 H
106 Bucknell	72 H
84 Xavier	74 H
96 Syracuse	85 H
90 Richmond	87 H
85 Wake Forest (OT)	86 H
87 N.C. State	80 H
62 Navy	54 N
71 Clemson	93 R
68 North Carotna	71 H
75 N.C. State	73 R
76 George Washington	86 H
82 Virginia	67 H
65 Duke (OT)	64 R
70 North Carolina	97 R
84 Clemson	78 H
88 Pittsburgh	75 H
85 Duke	72 H
81 Wake Forest	80 R
68 Virginia	77 R
72 N.C. State	82 A

## 1977-78

15-13 (10-4 H; 1-8 R; 4-1 N)  
3-9 ACC (6th)

### Maryland

95 Bucknell	62 H
78 American	65 N
91 Georgetown	87 N
89 Penn State	80 N
130 East Carolina	106 H
90 George Washington	101 R
94 Long Island	64 H
99 Army	77 H
91 Western Kentucky	78 H
65 Georgia Tech	63 H
78 Duke	88 H

75 Wake Forest	84 R
82 N.C. State	88 R
74 Air Force	73 H
90 Clemson	75 H
71 North Carolina	85 R
73 N.C. State	80 H
54 Notre Dame	69 R
64 Virginia	66 R
81 Nevada-Las Vegas	68 H
64 North Carolina	66 H
80 Clemson	75 R
86 Pittsburgh (OT)	89 R
70 Duke	81 R
91 Wake Forest	89 H
70 Virginia	79 H
109 N.C. State (3 OT)	108 A
69 Duke	81 A

## 1978-79

19-11 (12-4 H; 4-4 R; 3-3 N)  
6-6 ACC (4th)

### Maryland

107 Bucknell	97 H
65 Georgetown	68 N
81 Air Force	68 R
88 Nevada-Las Vegas	94 R
69 Penn State	61 N
86 Biscayne	60 H
82 East Carolina	71 H
124 N.C. State	110 H
129 Canisius	103 H
62 St. Joseph's (OT)	56 H
83 Southern California	79 H
84 George Washington	72 H
60 Wake Forest	66 H
82 N.C. State(2OT)	81 R
84 Louisville	99 H
77 Clemson	63 R
53 North Carolina	54 H
82 Navy	62 H
66 Notre Dame	65 H
63 Virginia	69 H
78 Duke	87 R
67 North Carolina	76 R
77 Clemson	69 H
70 Duke	68 H
54 Wake Forest	53 R
72 Virginia	75 R
75 Clemson	67 A
79 North Carolina	102 A
67 Rhode Island (3 OT)	65 T
72 Ohio State	79 T

## 1979-80

24-7 (16-0 H; 4-4 R; 4-3 N)  
11-3 ACC

ACC REGULAR SEASON  
CHAMPIONS

### Maryland

82 UMES	58 H
56 Penn State	55 N
71 Georgetown	83 N
72 Brown	59 H
113 Catholic	79 H
70 Georgia Tech	60 H
95 Bucknell	73 H
115 Miami (Ohio)	76 H
85 Temple	63 H
83 Georigita Tech	73 R
84 Wake Forest	76 R
62 N.C. State	67 R
95 Pittsburgh	88 H
84 Clemson	83 H
92 North Carolina	86 R
66 N.C. State	62 H
63 Notre Dame	64 R
63 Virginia	61 R
101 Duke	82 H
70 North Carolina	69 H
81 Clemson	90 R
99 Boston	76 H

85 East Carolina	72 H
61 Duke	66 R
83 Wake Forest	77 H
82 Virginia	71 H
52 Georgia Tech (OT)	49 A
91 Clemson	85 A
72 Duke	73 A
86 Tennessee	75 C
68 Georgetown	74 C

## 1980-81

21-10 (13-3 H; 6-5 R; 3-2 N)  
8-6 ACC (4th)

### Maryland

86 Navy	64 H
95 American	65 H
96 Wagner	73 R
83 Syracuse	73 R
109 Fairleigh Dicknson	83 H
67 Louisville	78 R
82 N.C. State(OT)	75 H
66 Georgia Tech	55 R
114 Marshall	89 H
74 St. Joseph's	57 H
69 William & Mary	64 H
66 North Carolina	75 R
94 Duke	79 H
64 Virginia	66 H
68 Clemson(OT)	62 R
81 UMES	65 H
70 Notre Dame	73 H
69 Pittsburgh (OT)	66 R
72 George Tech	64 H
60 Wake Forest	67 R
54 Duke	55 R
72 Clemson	70 H
63 North Carolina	76 H
94 Wake Forest	80 H
76 N.C. State	72 R
63 Virginia	74 R
56 Duke	53 A
85 Virginia	62 A
60 North Carolina	61 A
81 Tenn Chattanooga	69 C
64 Indiana	99 C

## 1981-82

16-13 (13-3 H; 2-8 R; 1-2 N)  
5-9 ACC (5th)

### Maryland

49 St. Peter's	42 H
82 Lafayette	58 H
87 Long Island	79 H
74 George Mason	62 H
76 UMES	64 H
75 Towson State	59 H
53 N.C. State	74 R
90 Ohio University	64 H
43 Georgia Tech	45 H
57 UCLA	90 R
50 North Carolina	66 H
40 Duke	36 R
40 Virginia (OT)	45 R
62 Clemson	57 H
91 Canisius	73 H
51 Notre Dame	55 R
50 William & Mary	43 R
61 Georgia Tech	64 R
61 Wake Forest	56 H
77 Duke	60 H
94 Hofstra	59 H
56 North Carolina	59 R
62 Clemson	75 R
42 Wake Forest	48 R
38 N.C. State	52 H
47 Virginia (OT)	46 H
28 N.C. State	40 A
66 Richmond	50 T
69 Georgia	83 T

## 1982-83

20-10 (14-3 H; 5-4 R; 1-3 N)  
8-6 ACC (T3rd)

### Maryland

79 Penn State	97 N
91 UMES	70 H
67 Canisius	66 R
56 St. Joseph's	64 H
85 Duquesne	64 H
66 Towson	56 H
80 UCLA (2OT)	79 H
73 American	71 H
56 William & Mary	51 H
64 Virginia	83 H
71 North Carolina	72 R
87 Duke	56 H
60 Clemson	61 R
68 Notre Dame	67 H
55 Holy Cross	53 R
56 N.C. State	81 H
98 Navy	73 H
87 Old Dominion	67 H
77 Georgia Tech	68 H
66 Wake Forest	79 R
106 North Carolina	94 H
92 Clemson	88 H
101 Duke	90 R
60 Georgia Tech	70 R
83 Wake Forest	75 H
67 N.C. State	58 R
81 Virginia	83 R
58 Georgia Tech(OT)	64 A
52 Tenn Chattanooga	51 C
50 Houston	60 C

## 1983-84

24-8 (13-2 H; 6-4 R; 5-2 N)  
9-5 ACC (2nd)

ACC TOURNAMENT  
CHAMPIONS

### Maryland

108 Johns Hopkins	65 H
68 Ohio State	72 N
77 Canisius	55 H
67 Penn State	58 N
78 Duquesne	67 R
104 UMES	69 H
89 Boston College	76 H
58 Randolph Macon	52 H
96 LaSalle	83 H
59 N.C. State	55 R
58 William & Mary	44 H
62 North Carolina	74 H
81 Duke	75 R
85 Clemson	72 H
69 Old Dominion	58 R
47 Notre Dame	52 R
67 Virginia	66 R
70 Georgia Tech	71 R
87 Wake Forest	90 R
84 Duke	89 H
61 Dayton	59 H
66 Clemson	65 R
63 North Carolina	78 R
79 Georgia Tech	74 H
90 Wake Forest	79 H
63 N.C. State	50 H
74 Virginia	65 H
69 N.C. State	63 A
66 Wake Forest	64 A
74 Duke	62 A
102 West Virginia	77 C
70 Illinois	72 C

## 1984-85

25-12 (14-2 H; 7-6 R; 4-4 N)  
8-6 ACC (T4th)

### Maryland

56 Kansas	58 N
54 Alaska	52 R
72 Tennessee	49 N
56 West Virginia	47 H
95 Cleveland St.	84 H
59 Alabama	54 R
76 Ohio State	73 H
87 UMES	48 H
81 Loyola	74 R
78 Iowa (OT)	68 N
79 Hawaii	71 R
69 Georgia Tech	70 N
58 N.C. State	56 H
61 Dayton	67 R
74 North Carolina	75 R
78 Duke (OT)	76 H
94 Clemson	84 H
76 Nevada-Las Vegas	78 R
99 Holy Cross	75 H
77 Notre Dame	85 H
77 Villanova	74 H
71 Virginia	58 H
60 Georgia Tech	72 H
87 Old Dominion	75 H
64 Wake Forest	62 R
62 Duke	70 R
54 North Carolina	60 H
64 Clemson	71 R
43 Georgia Tech	48 R
91 Towson State	38 H
69 Wake Forest	66 H
71 N.C. State	70 R
60 Virginia	55 R
73 Duke	86 A
69 Miami (OH) (OT)	68 C
64 Navy	59 C
43 Villanova	46 C

## 1985-86

19-14 (10-5 H; 6-7 R; 3-2 N)  
6-8 ACC (6th)

### Maryland

84 Northeastern	72 H
81 George Mason	80 R
66 Ohio State	78 R
74 F. Dickinson	51 H
77 William & Mary	48 H
61 Nevada-Las Vegas	64 H
42 West Virginia	41 R
91 Towson State	58 H
60 Alabama	58 H
67 Stanford	65 N
92 Hawaii Pacific	85 R
75 Duke	81 H
74 Rand Macon	50 H
67 Georgia Tech	68 R
67 North Carolina	71 H
49 Virginia	70 R
55 N.C. State	67 H
68 Duke	80 R
77 Wake Forest	55 H
62 Villanova	64 R
62 Notre Dame	69 R
78 Clemson	69 H
67 N.C. State	66 R
60 Clemson	70 R
91 UMES	44 H
77 North Carolina	72 R
70 Georgia Tech	77 H
59 Wake Forest	48 R
87 Virginia	72 H
85 North Carolina	75 A
62 Georgia Tech	64 A
69 Pepperdine	64 C
64 Nevada-Las Vegas	70 C



**BOB WADE**  
**3 Seasons: 1986-89**  
**Record: 36-50**  
**Conference: 7-35**

**1986-87**

9-17 (8-8 H; 1-8 R; 0-1 N)  
 0-14 ACC (8th)

**Maryland**

76	Winthrop	58	H
70	Fairleigh Dickinson	59	H
50	Notre Dame	63	H
47	N.C. State	69	R
79	Towson State	71	H
65	North Carolina	98	R
64	Virginia	71	H
61	Duke	85	H
64	Clemson	72	R
77	Bucknell	68	H
65	West Virginia	62	H
73	Old Dominion	87	R
90	James Madison	76	R
72	Georgia Tech	76	R
58	Wake Forest	69	R
79	Clemson	80	H
67	Duke	76	R
74	Georgia Tech	78	H
86	North Carolina	93	H
73	Central Florida	55	H
78	UMBC	64	H
68	Wake Forest	75	H
72	N.C. State	85	H
117	UMES	51	H
77	Virginia	82	R
63	North Carolina	82	A

**1987-88**

18-13 (8-4 H; 6-7 R; 4-2 N)  
 6-8 ACC (5th)

**Maryland**

74	Loyola (Md.)	60	N
77	Mississippi	69	N
65	Winthrop	52	H
49	West Virginia	75	R
82	Mt. St. Mary's	54	R
75	East Carolina	59	H
54	Louisiana St.	55	R
82	South Carolina	77	H
88	Arkansas	61	H
93	Wake Forest	76	H
85	Missouri	93	R
68	Clemson	53	H
65	North Carolina	71	H
72	Duke	69	R
72	Virginia	84	R
81	N.C. State	83	H
78	Notre Dame	75	R
70	Old Dominion	65	R
83	Georgia Tech	96	H
70	Clemson	66	R
83	Duke	90	H
82	Georgia Tech	104	R
73	North Carolina	74	R
101	UMES	51	H
70	Wake Forest	65	R
68	N.C. State	74	R
69	Virginia	63	H
84	Georgia Tech	67	A
64	North Carolina	74	A
92	Cal-Santa Barbara	82	C
81	Kentucky	90	C

**1988-89**  
 9-20 (5-9 H; 0-10 R; 4-1 N)  
 1-13 ACC (8th)

**Maryland**

74	Texas Christian	67	N
69	Georgia State	62	N
97	UMES	53	H
51	South Carolina	57	R
73	Morgan State	61	H
68	Arkansas	73	R
74	Monmouth	70	H
61	West Virginia	69	H
74	Lamar	65	N
51	Texas-El Paso	69	R
77	Louisiana State	79	H
60	Wake Forest	70	R

58	Clemson	75	R
72	North Carolina	88	R
72	Duke	82	H
58	Virginia(OT)	64	H
73	Missouri	87	H
67	N.C. State	90	H
78	UMBC	66	H
74	Georgia Tech	87	R
98	Clemson	87	H
60	Duke	86	R
66	Georgia Tech	67	H
75	North Carolina	86	H
61	Wake Forest	75	H
77	N.C. State	94	R
59	Virginia	86	R
71	N.C. State	49	A
58	North Carolina	88	A



**GARY WILLIAMS**  
**1 Season: 1989-90**  
**Record: 19-14**  
**Conference: 6-8**

**1989-90**

19-14 (12-4 H; 3-7 R; 4-3 N)  
 6-8 ACC (T5th)

**Maryland**

N25	87	Delaware	53	H	W
N27	105	Augusta College	74	H	W
D1	51	@South Carolina	52	N	L
D2	78	@Army	60	N	W
D4	65	%Connecticut	87	N	L
D9	68	Jacksonville	53	H	W
D12	63	Coppin State	70	H	L
D22	104	#George Mason	86	N	W
D23	91	#E. Tennessee State	86	N	W
D24	98	#CSU-Sacramento	68	N	W
D30	110	Alcorn State	91	H	W
J4	88	Wake Forest	82	H	W
J6	77	at Clemson	82	R	L
J10	98	North Carolina	88	H	W
J13	80	at Duke	91	R	L
J17	74	at Virginia	72	R	W
J20	61	at Boston Univ.	65	R	L
J23	84	South Florida	66	H	W
J27	61	at N.C. State	81	R	L
F3	84	Georgia Tech	90	H	L
F7	73	Clemson	75	H	L
F10	111	Duke	OT 114	H	L
F13	78	at Georgia Tech	80	R	L
F17	80	at North Carolina	76	R	W
F19	64	at Southern Cal	62	A	W
F22	113	Md.-Baltimore County	61	H	W
F24	74	at Wake Forest	84	A	L
F28	96	N.C. State	95	H	W
M3	89	Virginia	74	H	W
M9	84	\$Duke	104	A	L
	91	&Massachusetts	81	T	W
	78	&at Penn State	80	T	L

@ Central Fidelity Holiday Classic, Richmond, VA  
 # ACC-Big East Challenge, Hartford, CT  
 # Chaminade Christmas Classic, Honolulu, HI  
 \$ ACC Tournament, Charlotte, NC  
 & National Invitation Tournament

**COACHING RECORDS**

**Overall Won/Loss Records**

Head Coach	Years	W	L	Pct
1. Burton Shipley	(24) 1924-1947	243	199	.549
2. Flucie Stewart	(3) 1948-1950	27	48	.360
3. Bud Milikan	(17) 1961-1967	243	182	.572
4. Frank Fellows	(2) 1968-1969	16	34	.320
5. Charles Driesell	(17) 1970-1986	348	159	.686
6. Bob Wade	(3) 1987-89	36	50	.419
7. Gary Williams	(1) 1990	19	14	.575
Maryland Totals	(67) 1924-1990	932	656	.576

**Conference Games Only**

Head Coach	Years	W	L	Pct.
1. Charles Driesell	(17) 1970-1986	122	100	.549
2. Bud Milikan	(17) 1961-1967	98	93	.513
3. Gary Williams	(1) 1990	6	8	.429
4. Frank Fellows	(2) 1968-1969	6	22	.214
5. Bob Wade	(3) 1987-1989	7	35	.167
Maryland Totals		239	258	.481

**NIT Tournament Games**

Head Coach	No.	W	L	Pct.
1. Charles Driesell	(3)	6	2	.750
2. Gary Williams	(1)	1	1	.500
Maryland Totals	(4)	7	3	.700
(1972-79-82-90)				

**ACC Tournament Games**

Head Coach	Years	W	L	Pct.
1. Charles Driesell	(17) 1970-1986	17	16	.515
2. Bud Milikan	(17) 1961-1967	7	13	.350
3. Bob Wade	(3) 1987-1989	1	3	.250
4. Frank Fellows	(2) 1968-1969	0	2	.000
5. Gary Williams	(1) 1990	0	1	.000
Maryland Totals		25	35	.417

**NCAA Tournament Games**

Head Coach	No.	W	L	Pct.
1. Bud Milikan	(1)	2	1	.667
2. Charles Driesell	(8)	10	8	.556
3. Bob Wade	(1)	1	1	.500
Maryland Totals	(10)	13	10	.565
(1958-73-75-80-81-83-84-85-86-88)				



A legend: Len Elmore and Tom McMillen with the legendary "Red" Auerbach.

## AP RANKINGS

### 1954

1. Kentucky
2. LaSalle
3. Holy Cross
4. Indiana
5. Duquesne
6. Notre Dame
7. Bradley
8. Western Kentucky
9. Penn State
10. Oklahoma A&M
20. **Maryland**

### 1958

1. West Virginia
2. Cincinnati
3. Kansas State
4. San Francisco
5. Temple
6. **Maryland**
7. Kansas
8. Notre Dame
9. Kentucky
10. Duke

### 1972

1. UCLA
2. North Carolina
3. Pennsylvania
4. Louisville
5. Long Beach St.
6. South Carolina
7. Marquette
8. S.W. Louisiana
9. Brigham Young
10. Florida State
14. **Maryland**

### 1973

1. UCLA
2. N.C. State
3. Long Beach
4. Providence
5. Marquette
6. Indiana
7. S.W. Louisiana
8. **Maryland**
9. Kansas State
10. Minnesota

### 1974

1. N.C. State
2. UCLA
3. Marquette
4. **Maryland**
5. Notre Dame
6. Michigan
7. Kansas
8. Providence
9. Indiana
10. Long Beach

### 1975

1. UCLA
2. Kentucky
3. Indiana
4. Louisville
5. **Maryland**
6. Syracuse
7. N.C. State
8. Arizona State
9. North Carolina
10. Alabama

### 1976

1. Indiana
2. Marquette
3. UNLV
4. Rutgers
5. UCLA
6. Alabama
7. Notre Dame
8. North Carolina
9. Michigan
10. W. Michigan
11. **Maryland**

### 1980

1. DePaul
2. Louisville
3. Louisiana State
4. Kentucky
5. Oregon State
6. Syracuse
7. Indiana
8. **Maryland**
9. Notre Dame
10. Ohio State

### 1981

1. DePaul
2. Oregon State
3. Arizona State
4. Louisiana State
5. Virginia
6. North Carolina
7. Notre Dame
8. Kentucky
9. Indiana
10. UCLA
18. **Maryland**

### 1984

1. North Carolina
2. Georgetown
3. Kentucky
4. DePaul
5. Houston
6. Illinois
7. Oklahoma
8. Arkansas
9. Texas-El Paso
10. Purdue
11. **Maryland**

## UPI RANKINGS

### 1958

1. West Virginia
2. Cincinnati
3. San Francisco
4. Kansas State
5. Temple
6. **Maryland**
7. Notre Dame
8. Kansas
9. Dayton
10. Indiana

### 1972

1. UCLA
2. North Carolina
3. Pennsylvania
4. Louisville
5. South Carolina
6. Long Beach St.
7. Marquette
8. S.W. Louisiana
9. Brigham Young
10. Florida State
11. **Maryland**

### 1973

1. UCLA
2. N.C. State
3. Long Beach
4. Marquette
5. Providence
6. Indiana
7. Kansas State
8. S.W. Louisiana
9. Minnesota
10. **Maryland**

### 1974

1. N.C. State
2. UCLA
3. Notre Dame
4. **Maryland**
5. Marquette
6. Providence
7. Vanderbilt
8. North Carolina
9. Indiana
10. Kansas

### 1975

1. Indiana
2. UCLA
3. Louisville
4. Kentucky
5. **Maryland**
6. Marquette
7. Arizona State
8. Alabama
9. N.C. State
10. North Carolina

### 1976

1. Indiana
2. Marquette
3. Rutgers
4. UNLV
5. UCLA
6. North Carolina
7. Alabama
8. Notre Dame
9. Michigan
10. Washington
13. **Maryland**

### 1980

1. DePaul
2. Louisiana State
3. Kentucky
4. Louisville
5. Oregon
6. Syracuse
7. Indiana
8. **Maryland**
9. Ohio State
10. Georgetown

### 1981

1. DePaul
2. Oregon State
3. Virginia
4. Louisiana State
5. Arizona State
6. North Carolina
7. Indiana
8. Kentucky
9. Notre Dame
10. Utah
20. **Maryland**

### 1984

1. North Carolina
2. Georgetown
3. Kentucky
4. DePaul
5. Houston
6. Illinois
7. Arkansas
8. Oklahoma
9. Texas-El Paso
10. **Maryland**

# ACADEMIC SUPPORT



*Dr. Gerald Gurney: The hands-on head of the Academic Support Unit.*

Dr. Gurney joined Maryland in 1987 after tenures at Southern Methodist and Iowa State, institutions which were lauded for their nationally recognized academic support programs. Dr. Gurney earned his Ph.D. in higher education administration from Iowa State in 1980. He holds a master's degree in counseling and student personnel work, and a bachelor of science in English education, both from Ohio State University.

Working with him is a distinguished staff that includes:

**Dr. Javaune Adams-Gaston** coordinates the development services arm of the Unit, organizing the student-athlete orientation, drug education and career programs. A licensed clinical psychologist, Dr. Adams-Gaston also coordinates the various counseling programs offered. She received her Ph.D. in counseling psychology from Iowa State in 1983.

The creation of the Academic Support Unit at Maryland puts the University's commitment to the student-athlete front and center. It is important to the University that each student-athlete grow academically and graduate, and to that end Academic Support has as large a presence as any sport program in the athletic department.

**Dr. Gerald Gurney**, Associate Athletic Director for Academic Support, oversees a program of intensive assessment, skill development and counseling that is offered to each student-athlete. Academic Support offers a comprehensive program for personal and academic development that includes the following:

- \* Personal academic career assessment
- \* Tutoring
- \* Supervised study
- \* Learning skill programs
- \* Academic monitoring
- \* Computer training and usage
- \* Career mentorship
- \* Summer internships
- \* Career awareness programs and job hunting



*Milvia Sadler: Coordinates academic programs including the Unit's extensive list of tutors.*



*Dr. Javaune Adams-Gaston: Handles counseling and developmental services for the ASU.*

**John Bowman** is coordinator of academic counseling, and he directs the monitoring of student-athlete progress. In following each student-athlete's progress toward a degree, he makes use of his 19 years of campus knowledge acquired as an academic advisor at College Park. Bowman received a M.A. degree in education from

Case Western Reserve University in 1976.

**Milvia Sadler**, a counselor in the Academic Support Unit, coordinates student-athlete study sessions, tutoring schedules and the bookroom. Sadler has her master's in counselor education from Penn State and a bachelor of arts in psychology from North Carolina.

The Academic Support Unit also operates a full-function computer room, which is available to all student-athletes. Among his duties in the Unit, **Guy Hays** monitors the computer lab.

The ASU also handles the increasing flow of paperwork which accompanies certification, student services, housing, financial aid and the like. Hays coordinates these services for the Unit.

In general, the resources of the University of Maryland's Academic Support Unit are second to none among the nation's university athletic departments.



*John Bowman: Takes an involved, personal approach to academic counseling.*

## STRENGTH AND CONDITIONING

Preparing an athlete to play a particular sport is the mission of the Strength and Conditioning program at Maryland. Proper training leads to more confidence on the athlete's part, and translates into a competitive, ready Terrapin.

Strength and Conditioning is directed by Frank Costello, an extraordinary competitor and coach. As a Terrapin undergraduate, he was the third ranked high jumper in the world. NCAA Champion and four-time All-America. As a coach he led Maryland to both the IC4A Indoor and Outdoor team titles and was NCAA District Coach of the Year. Maryland's Strength and Conditioning Coordinator since 1981, Costello coaches the whole athlete. He is one of the leading authorities on the dangers of drug abuse in his profession, and is a frequent guest on network television, explaining the dangers of taking shortcuts to enhance the body.

Costello and Assistants Dwight Galt, Mike Vasalani, and Rich Nelson begin the road to physically preparing an athlete to play their sport by conferring with the sport's coach, and then testing and evaluating the individual. Weight training, speed training, flexibility training—all could be part of a balanced prescription to excel, depending on the sport.

Galt is on his second stint as part of the Maryland strength staff. He was an assistant strength coach in 1984 and 1985 under Costello, and rejoined the staff just prior to the start of the 1989 football season. Both he and Nelson, a starting offensive lineman for the Terps in 1987 and 1988, have their undergraduate degrees from Maryland. Galt also has a master's degree in exercise physiology and Nelson currently is working toward his master's. Vasalani is in his third year on the staff, after graduating from Slippery Rock in 1987. While at Slippery Rock, he was the National Collegiate Powerlifting Champion.

Maryland's commitment to strength and conditioning grows with the explosion of interest

among athletes and coaches. Men's and women's sports, team and individual competition—every sport is involved. Two weight rooms now exist, with the facility expansion and refurbishment under The Maryland Partnership promising even better facilities in the future.





# TERP RADIO

The JP Sports/Maryland Radio Network will again bring Terrapin fans the most comprehensive coverage of Maryland basketball via a 16-station network.

The flagship of the network is Washington D. C.'s WMAL, which will feed the signal over a network reaching Pennsylvania, West Virginia, and the District, as well as every corner of the state of Maryland.

Each game, play-by-play announcer Johnny Holliday and color commentator Greg Manning will set up the action with an informative pre-game show, provide special analysis during halftime and post-game shows and bring complete tip-off-to-final buzzer game action. Head Coach Gary Williams will be heard as part of the pre-game show and his post-game comments will be aired live immediately after each game.

## Johnny Holliday Play-by-Play

A nationally-recognized radio personality, Johnny Holliday is beginning his 12th season as the "Voice of the Terrapins." His varied professional resume includes ABC Radio work at the 1988 Summer and Winter Olympics, play-by-play stints on the ACC Basketball Television Network, weekly work as play-by-play man for the Maryland football team as well as the pre-game host for the Washington Redskins Football Network. All this, of course, in addition to his highly-regarded work as sports director for WMAL Radio in Washington.

In addition to his news and play-by-play work, Holliday serves as the host for the Maryland Coaches Corner, Gary Williams' weekly half-hour television show, which airs on Home Team Sports. In fact, Holliday can be found on a variety of HTS broadcasts.

Holliday and his wife, Mary Clare, are the parents of three daughters, Kellie, 30, Tracie, 27, and Moira, 12.

## Greg Manning Color Commentary

Beginning his fourth year as the color analyst for Maryland basketball is Greg Manning. A four-year starter for the Terps from 1978-81, Manning was the quintessential student-athlete. On the court, he ranked among the Atlantic Coast Conference most productive point guard, earning All-Tournament honors at the 1980 ACC Tournament while leading Maryland to the conference title. Three of Manning's four seasons, Maryland advanced to post-season play.

Off the court, Manning was in 1981 an Academic All-American, the Terps most recent such honoree. He was a three-time Academic All-ACC pick and earned a NCAA Post-Graduate Scholarship upon graduation.

When not broadcasting Maryland games, Manning is an executive with Roadway Express, Inc., a national freight moving company. Manning and his wife, Cathy have a son, Greg, Jr., 5, and a daughter, Courtney, 1.



The Voices of Maryland Hoops: Greg Manning (l) and Johnny Holliday.

## JP Sports/Maryland Radio Network Maryland/Washington D. C.

Aberdeen .....	WAMD-AM 970
Annapolis .....	WYRE-AM 810
Baltimore .....	WBAL-AM 1090
Bel Air .....	WHRF-AM 1520
Cumberland .....	WTBO-AM 1450
Denton .....	WKDI-AM 840
Frederick .....	WFMD-AM 930
Hagerstown .....	WARK-AM 1490
Thurmont .....	WTHU-AM 1450
Lexington Park .....	WPTX-AM 920
Ocean City .....	WETT-AM 1590
Salisbury .....	WLVW-AM 960
Washington D. C. ....	WMAL-AM 630



## Pennsylvania

Carlisle .....	W100-AM 100
Elizabethtown .....	WPDC-AM 1600

## West Virginia

Berkley Springs .....	WCST-AM 1010
-----------------------	--------------



Post-game with Gary Williams: Johnny and Greg let the coach recount the win.

# 1990-91 MEN'S BASKETBALL MEDIA LIST

## PRIMARY MEDIA OUTLETS

**Tony Cotton**  
**Washington Post**  
 Sports  
 1150 15th St., NW  
 Washington, D.C. 20071  
 (202) 334-7350  
 (202) 334-7685 (fax)  
 Columnists:  
 Mike Wilbon  
 Tony Kornheiser  
 Ken Denlinger

**Elizabeth Cosin**  
**Washington Times**  
 Sports  
 3600 New York Ave., NE  
 Washington, D.C. 20002  
 (202) 636-3269  
 (202) 529-7869 (fax)  
 Columnists:  
 Tom Knott  
 Dan Daly

**Don Markus**  
**Baltimore Morning Sun**  
 Sports  
 Calvert & Centre Sts.  
 Baltimore, MD 21203  
 (301) 332-6200  
 (301) 783-2518 (fax)  
 Columnists:  
 John Eisenberg  
 Mike Littwin

**Milton Kent**  
**Baltimore Evening Sun**  
 Sports  
 Calvert & Centre Sts.  
 Baltimore, MD 21203  
 (301) 332-6418  
 (301) 332-6666 (fax)  
 Columnist: Bill Tanton

**Chris Howland**  
**PG Journal**  
 Sports  
 9426 Annapolis Road  
 Lanham, MD 20706  
 (301) 731-8330  
 (301) 731-8363 (fax)

**Keith Cavanaugh**  
**Montgomery Journal**  
 Sports  
 2 Research Court  
 Rockville, MD 20850  
 (301) 670-1427  
 (301) 670-1421 (fax)

**Stan Goldberg**  
**Frederick News-Post**  
 Sports  
 200 E. Patrick St.  
 Frederick, MD 21701  
 (301) 662-1177  
 (301) 662-1615 (fax)

**Brett Friedlander**  
**Annapolis Capital**  
 Sports  
 2000 Capitol Drive  
 Annapolis, MD 21404  
 (301) 280-5923  
 (301) 280-5975 (fax)

**Dave Ginsberg**  
**Associated Press**  
 Sports  
 222 St. Paul Place  
 Baltimore, MD 21202  
 (301) 539-3524  
 (301) 727-1550 (fax)

**Paul Walsh**  
**UPI**  
 Sports  
 1400 I St., NW  
 Washington, D.C. 20015  
 (202) 898-8069  
 (202) 789-2362 (fax)

**Johnny Holliday**  
**Play-by-Play Announcer**  
 WMAL Radio  
 4400 Jenifer St.  
 Washington, D.C. 20015

**Greg Manning**  
**Basketball Analyst**  
 412 Denton Way  
 Abingdon, MD 21009  
 (301) 686-3010

## STUDENT MEDIA

**The Diamondback**  
 3136 South Campus Dining Hall  
 University of Maryland  
 College Park, MD 20742

**Dave Goldman**  
 WMUC-Radio Sports  
 P.O. Box 99  
 College Park, MD 20742

## RADIO OUTLETS

**Sports Director**  
**WRC-Sports**  
 8121 Georgia Ave.  
 Silver Spring, MD 20910  
 (202) 587-4900

**Dave Johnson**  
**WTOP-Sports**  
 4646 40th St.  
 Washington, D.C. 20015  
 (202) 895-5000

**Bob Bartel**  
**WCAO-Sports**  
 189 Reisterstown Road  
 Baltimore, MD 21208  
 (301) 653-2200

**Jim West**  
**WBAL-Sports**  
 3800 Hooper Ave.  
 Baltimore, MD 21211  
 (301) 467-3000

## TELEVISION OUTLETS

**George Michael**  
**WRC-TV Sports**  
 4001 Nebraska Ave., NW  
 Washington, D.C. 20016  
 (202) 885-4451

**Glenn Brenner**  
**WUSA-TV Sports**  
 4001 Brandywine St., NW  
 Washington, D.C. 20008  
 (202) 364-3822

**Frank Herzog**  
**WJLA-TV Sports**  
 3007 Tilden St., NW  
 Washington, D.C. 20008  
 (202) 364-7726

**Steve Buckhantz**  
**WTTG-TV Sports**  
 5151 Wisconsin Ave., NW  
 Washington, D.C. 20016  
 (202) 895-3026

**Scott Garceau**  
**WMAR-TV Sports**  
 6400 York Road  
 Baltimore, MD 21212  
 (301) 377-7558

**Vince Bagli**  
**WBAL-TV Sports**  
 3800 Hooper Ave.  
 Baltimore, MD 21212  
 (301) 338-1750

**John Buren**  
**WJZ-TV Sports**  
 Television Hill  
 Baltimore, MD 21211  
 (301) 578-7522

## Finding the Terps on the Road

**ACC/Big East Challenge**  
 Richmond Marriott  
 (804) 643-3400

**Clemson**  
 Holiday Inn  
 (803) 654-4450

**ECAC Holiday Festival**  
 Marriott Marquis  
 (212) 398-1900

**Georgia Tech**  
 Hyatt Regency  
 (404) 588-4110

**Jacksonville**  
 Jacksonville Marriott  
 (904) 296-7561

**North Carolina**  
 Omni-Europa  
 (919) 968-4900

**N.C. State**  
 Ramada Crabtree  
 (919) 782-7525

**South Florida**  
 Tampa Marriott  
 West Shore  
 (813) 287-2555

**Virginia Tech**  
 Blacksburg Marriott  
 (703) 552-7001

**Wake Forest**  
 Stouffer Hotel  
 (919) 725-3500

**West Virginia**  
 Lakeview Conference  
 Center  
 1-800-624-8300

Editor's note: At presstime, the Terps accommodations for games at Duke and at Virginia were not available.


**1990-91 SCHEDULE**

DATE(S)	DAY(S)	OPPONENT	TIME
<b>NOVEMBER</b>			
26	Mon.	Towson State	7:30 p.m.
28	Wed.	Southern California	7:30 p.m.
<b>DECEMBER</b>			
1	Sat.	at West Virginia	7:30
3	Mon.	Boston College (ACC/Big East Challenge) Richmond, VA	9 p.m.
8	Sat.	at Jacksonville	7:30 p.m.
11	Tues.	California-Irvine	7:30 p.m.
22	Sat.	Lafayette	1 p.m.
27-29	Thurs.-Sat.	at ECAC Holiday Festival	
27	Thurs.	Maryland vs. Rutgers	7 p.m.
		South Carolina vs. Brigham Young	9 p.m.
29	Sat.	Consolation Game	7 p.m.
		Championship Game	9 p.m.
<b>JANUARY</b>			
2	Wed.	at Wake Forest*	7:30 p.m.
5	Sat.	Clemson*	1 p.m.
7	Mon.	Maryland-Baltimore County	7:30 p.m.
9	Wed.	at North Carolina*	7:30 p.m.
12	Sat.	Duke*	1 p.m.
16	Wed.	Virginia*	7:30 p.m.
19	Sat.	at South Florida	7:30 p.m.
22	Tues.	Boston University	7:30 p.m.
26	Sat.	N.C. State*	1 p.m.
29	Tues.	American	7:30 p.m.
<b>FEBRUARY</b>			
1	Fri.	at Georgia Tech*	7:30 p.m.
6	Wed.	at Clemson*	7:30 p.m.
9	Sat.	at Duke*	1 p.m.
13	Wed.	Georgia Tech*	7:30 p.m.
16	Sat.	North Carolina*	1 p.m.
19	Tues.	at Virginia Tech	7:30 p.m.
23	Sat.	Wake Forest*	1 p.m.
27	Wed.	at N.C. State*	7:30 p.m.
<b>MARCH</b>			
2	Sat.	at Virginia*	1 p.m.

Home games (in bold) at Cole Field House.

All game times, Eastern Standard Time.

\* denotes Atlantic Coast Conference game.



Academic  
All-American Candidate  
MATT ROE

