

# MARYLAND

BASKETBALL 1993-94



# WELCOME

**WELCOME** to the University of Maryland. Head Coach Gary Williams is looking forward to an exciting season and we hope that you can be with us as the Terps take to the basketball court in Cole Field House. Please also plan to be with us when we host, for the second consecutive season, a game at the Baltimore Arena.

## Before Your Visit

**GAME CREDENTIALS** should be ordered a week before each game and are issued through the Sports Information Office. Please make your credential requests in writing on letterhead. If it is convenient for you to FAX your credential request, please feel free to do so. The FAX number in the Sports Information Office is (301) 314-9094. When the request is made well in advance, the credential and a parking pass will be mailed to the media representative.

**WRITERS** are encouraged to file from either the floor of Cole or in the newly refurbished Press Room on the second level of the Field House. Telephone Lines may be ordered at floor level by contacting Gary Parker in the Maryland Athletic Department Facilities Office at (301) 314-7127. He will arrange to have your line installed at your seat location. Writers should indicate when making credential requests if they desire electrical power at their press table seat. Please order telephone and electric lines two weeks in advance of a game.

**PHOTOGRAPHERS**, too, should make their credential requests one week in advance. Credential requests for photography passes are welcome. Photographers should note that the Cole Field House lights are color balanced for daylight. An exposure setting of /250 at f2.8 has been found to work well with ASA 400 film and normal processing. Strobe lights may be installed in Cole, but arrangements must be made through the Sports Information Office two weeks in advance. Space for strobe lights is available on a first come, first served basis.

## Interview Policy

**INTERVIEWS** with student-athletes must be arranged through the Sports Information Office. Either Chuck Walsh, Herb Hartnett or Joe F. Blair will be happy to set up one-on-one interviews. Please call ahead at least 24 hours to insure the student-athlete's availability. The 24-hour notice policy also holds for brief pre-practice interviews. The student-athletes' class schedules may vary from day to day, and quite often a particular athlete is not available at the beginning of practice. In those instances, student-athletes will be made available after practice. Their home phone numbers will not be distributed, nor will interviews be arranged through the basketball office.

Interviews with Head Coach Gary Williams should also be arranged in advance through the Sports Information Office. Coach Williams typically returns phone calls in the early afternoon hours before practice. Coach Williams will also make himself available for a brief time on the court prior to practice each day.

**COACH WILLIAMS** is also available each Tuesday during the season beginning January 4 from 11:40-11:50 a.m. as part of the ACC Coaches' Teleconference. Members of the media wishing to join the teleconference should dial (703) 276-4310. Each conference coach is available on the teleconference; it begins at 11:00 and runs through 12:20 with each coach speaking in alphabetical order by school.

**PRACTICES** are open to the media with few exceptions. The team generally practices from 3 to 6 p.m. Monday through Friday. Weekend practice time varies; media wishing to attend a weekend practice should contact the Sports Information Office ahead of time. Still and electronic photographers are welcome to practice provided they do not interfere with practice.



**Game Day**

PRESS PARKING is located along the concourse of Byrd Stadium, directly below the Tyser (Press Box) Tower. Access to the concourse is through the autogate at the south gate behind the Tower. Access is via press parking pass only. Press credentials that are not mailed are left at Will Call at the Press Entrance located at the back door of Cole Field House.

The refurbished press room on the second level of Cole opens well before game time, and media representatives are welcome to make themselves comfortable. Food service is available to the media in the press room as a pre-game meal is served buffet style. A half-time and post-game beverage service is also available. University Dining Services serves a fine meal before each home game, which is available one hour before tip-off.

All pre-game notes, media guides and press advisories are available in the press room.

PRESS SEATING is located on the floor in the Northwest corner of the arena. Press seating is manned by members of the Sports Information Office at all times. The Sports Information Office desires to help the media be as comfortable as possible during each game.

PHOTOGRAPHERS, both still and electronic, must shoot from the baselines at the Northwest (Maryland Bench end/directly in front of press seating) and Southeast (visiting bench) corners of the court. Photographer's floor access is governed by Atlantic Coast Conference policy. When the visiting team does not travel with cheerleaders, the Southwest corner will be open to photographers. Please note that only game photographers, no runners, assistants or producers, will have access to the photography areas. Photographers are also welcome to shoot from the photo deck on the West side of Cole. Access to the photo deck is from the concourse level opposite the team benches.

POST GAME COACHES INTERVIEWS are held in the basketball lounge adjacent to the Maryland locker room. Coaches from both teams will be brought to the interview area after each game. Coach Gary Williams will appear first, immediately after he talks to his team. He will be followed by the visiting coach. The Maryland Locker Room is open to credentialed media for a brief period after Coach Williams concludes his comments to the media. This is in accordance with ACC rules. The visiting team's locker room access policy is determined by officials of that school.

STATISTICS PACKETS, including running play-by-play, first half and final box scores and post-game quotes are compiled following every game and made available to the media at press row and in the press room.

Welcome to Maryland. We hope you enjoy your visit.

**MARYLAND SPORTS INFORMATION**

**Mailing Address**

P.O. Box 295, College Park, MD 20742-0295

**Shipping Address**

Room 1112, Cole Field House, Campus Drive, College Park, MD 20740

Main Office Phone: .....(301) 314-7064

Office Fax:.....(301) 314-9094

Director:Herb Hartnett

Office Phone:.....(301) 314-7064

Home Phone:.....(410) 730-8824

Assistant Director/Basketball Contact:Chuck Walsh

Office Phone:.....(301) 314-7065

Home Phone:.....(301) 890-9671

Assistant Director:joe f. blair

Office Phone:.....(301) 314-7063

Home Phone:.....(301) 589-6883

Assistant Director:Heidi McGuigan

Office Phone:.....(301) 314-7062

Home Phone:.....(410) 799-2573

Administrative Assistant:Vanessa Abell

Students:Amy Farnum, Debbie Drucker, Naomi Charm, Wayne Mercer, Ross Knobloch.

**TERRAPIN GAME DAYS**

**Friday November 19** at Cole Field House  
Australian National Team (exh.), 8 p.m.

**Tuesday November 23** at Cole Field House  
Verich Reps (exh.), 8 p.m.

**Friday November 26** at USAir Arena  
Georgetown, 2 p.m. (ESPN)

**Saturday November 27** at Cole Field House  
Cornell, 8 p.m.

**Tuesday November 30** at Cole Field House  
Rider, 8 p.m.

**Thursday December 2** at Cole Field House  
Md-Baltimore County, 8 p.m.

**Saturday December 4** at Cole Field House  
Morgan State, 8 p.m.

**Tuesday December 7** at the Myriad,  
Oklahoma City, OK  
Oklahoma, 9:30 p.m.

**Thursday December 23** at the Baltimore Arena  
Towson State, 8 p.m.

**Tuesday-Wednesday December 28-29**

Abdow's Hall of Fame Classic  
Tues. Massachusetts vs. Hartford 6 p.m.  
Maryland vs. Hofstra 8 p.m.  
Wed Consolation/Championship 6/8 p.m.

**Tuesday January 4** at Georgia Tech, 8 p.m.

**Saturday January 8** at Cole Field House  
North Carolina, 1:30 p.m.

**Tuesday, January 11** at Cole Field House  
Florida State

**Saturday, January 15** at Wake Forest, 4 p.m.

**Saturday, January 22** at Cole Field House  
N.C. State, 3:30 p.m.

**Wednesday, January 26** at Cole Field House  
Clemson, 8 p.m.

**Saturday, January 29** at Duke, Noon

**Wednesday, February 2** at Virginia, 7 p.m.

**Saturday, February 5** at Cole Field House  
Georgia Tech, 1:30 p.m.

**Thursday, February 10** at North Carolina, 8 p.m.

**Saturday, February 12** at Florida State, 2 p.m.

**Wednesday, February 16** at Cole Field House  
Wake Forest, 8 p.m.

**Saturday, February 19** at Cole Field House  
Loyola (MD), 8 p.m.

**Wednesday, February 23** at N.C. State, 7:30

**Saturday, February 26** at Clemson, Noon

**Wednesday, March 2** at Cole Field House  
Duke, 8 p.m.

**Saturday, March 5** at Cole Field House  
Virginia, 4 p.m.

**Thursday-Sunday March 10-13**  
at ACC Tournament, Charlotte, NC



# TERP TABLE

The Maryland Men's Basketball Media Guide was written and edited by Chuck Walsh with considerable help from Herb Hartnett, Ivan Meltzer, Joe F. Blair, Heidi McGuigan, Vanessa Abell and Amy Franum. Also special thanks to the Sports Information Student Staff of Debbie Drucker, Naomi Charm Wayne Mercer and Ross Knobloch. Sports Information Staff Photographer Lisa Helfert went to great lengths to produce many of the pictures that appear in the media guide. Her patience, support and encouraging words were also very helpful. Layout and design is by Dave Pfeiffer of Presstar Printing, Inc., who did things that were not thought to be possible as he worked on the guide. The media guide was printed at Colonial Lithograph in Attleboro, Mass. Charlie Guillet worked with me more than any printer should, and a great deal of thanks goes to him. Thanks also to the staff at Colonial Lithograph: Cathy La Salandra, Dave Redding, Craig Jordan, Roger Boucher and Paul Mendes. The sports information office would also like to thank the many photographers who contributed to the publication - Katie Zernelt, Edwin Mahan, Bruce Schwartzman, Mitchell Layton, Jeff Fishbein, Brian Lewis, Doug Pensinger and Dave Yoblick. Thank also to the University's Paula Mandleman for her assistance.

Welcome to Maryland .....	IFC-1
Terp Table .....	2

**Looking at 1993-94 .....** 3

Season Outlook .....	4-7
Team Roster .....	8

**The Coaching Staff .....** 9

Head Coach Gary Williams .....	10-17
Assistant Coach Billy Hahn .....	18
Assistant Coach Art Perry .....	19
Assistant Coach Jimmy Patsos .....	20
Administrative Assistant Peter Sauer .....	20
Coaches Secretary Cleo Long-Thomas .....	20
Strength and Conditioning, Managers .....	22

**Divider Page - Meet the Terps .....** 23

Wayne Bristol .....	24-25
Exree Hipp .....	26-27
Mario Lucas .....	28-29
Johnny Rhodes .....	30-31
Kurtis Shultz .....	32-33
Duane Simpkins .....	34-35
John Walsh .....	36-37
Keith Booth .....	38
Nick Bosnic .....	39
Matt Kovarik .....	40
Matt Raydo .....	41
Joe Smith .....	42

**Divider Page - Welcome to Maryland .....** 43

Coel Field House .....	44
NCAAs at Cole Field House .....	45
The University at College Park .....	46-49
Terp Traditions .....	50
President William E. Kirwan .....	51
Athletic Director Andy Geiger .....	52
Academic Support .....	53
Fast Start Program .....	54
Medical Staff .....	55
Terp Club / M Club .....	56
Terp Airwaves .....	57
Cheerleaders .....	58
The Atlantic Coast Conference .....	59
Athletic Department Staff Pictures .....	60
Athletic Department Directory .....	61

**Divider Page - All-American Terps .....** 62

Bosey Berger .....	63
Len Bias .....	63
Len Elmore .....	64
Albert King .....	64
John Lucas .....	65
Tom McMillen .....	65
Gene Shue .....	66
Buck Williams .....	66
Walt Williams .....	66

**Divider Page - Terp Basketball Traditions . 67**

ACC Award Winning Terps .....	68-69
Team Award Winners .....	70-71
Terp Letterman .....	72-73
Former Terps - Where Are They? .....	74-75
Terp Olympians .....	76
Terps in the NBA .....	77

**Divider Page - Terp Record Book .....** 78


1992-93 Final Statistics .....	79
1992-93 Final ACC Statistics .....	79
1992-93 Game by Game Team Statistics .....	80
1992-93 Individual Points-Rebounds-Assists .....	81
1992-93 Individual Game Highs .....	81
1992-93 Box Scores .....	82-88
Terp Hall of Fame .....	89
Individual Records .....	90-92
Team Records .....	93
Maryland Year-by-Year Statistics .....	94
Opponent Year-by-Year Statistics .....	95
Season Leaders .....	96-97
Miscellaneous Records .....	98
Margin of Victory Leaders .....	99
ACC Tournament History .....	100
NCAA, NIT Tournament History .....	101
Terps vs. All-Opponents .....	102-107
Terp Coaching Records .....	108
Year-by Year Results .....	109-114
Wire Service Rankings .....	115

**Divider Page - Terp Opponents .....** 116

ACC Composite Schedule .....	117
Clemson University .....	117
Cornell University .....	117
Duke University .....	118
Florida State University .....	118
Georgetown University .....	119
Georgia Tech .....	119
University of Hartford .....	120
Hofstra University .....	121
Loyola College in Maryland .....	122
Maryland-Baltimore County .....	122
University of Massachusetts .....	123
Morgan State University .....	123
University of North Carolina .....	124
N.C. State University .....	124
University of Oklahoma .....	125
Rider College .....	125
Towson State University .....	126
University of Virginia .....	126
Wake Forest University .....	127
Media List .....	128

MARYLAND TERRAPINS

# THE 1993-94 SEASON



# SEASON OUTLOOK

The 1992-93 season ended for the University of Maryland the same way it ended for six other major college programs — dropping a final post-season game to eventual national champion North Carolina.

For Maryland, that defeat came in the quarterfinals of the ACC Tournament. Rarely does a season ending loss portend future success, but this may be one case. No better preamble to the 1993-94 Terps is preparation than the transcript of the boxscore from that season finale. It reads, in part

	Pts	Reb	Ast	Stl	Min
Exree Hipp	19	0	2	1	29
Johnny Rhodes	15	5	3	2	30
Duane Simpkins	6	1	6	2	25

Forward Exree Hipp's 19 points was a team high. Guard Johnny Rhodes added 15 points, five rebounds, three assists and two steals. Point guard Duane Simpkins came off the bench to score eight points and dish for six assists in 25 minutes. Those three players all were freshmen, playing in their first ACC Tournament against the top-ranked team in the country. The loss may have ended Maryland's season, but their performances signaled the beginning of a new era in Maryland basketball.

The trio of Hipp, Rhodes and Simpkins is the focal point for the Terps for 1993-94. Though only sophomores, those three players have played the most minutes of anyone on the squad. Hipp and Rhodes were starters all of last season, earning first team ACC All-Freshman honors. Simpkins was the team's pivotal sixth man.

Rhodes, the runner-up for ACC Rookie of the Year, is poised to become one of the league's next stars. He is the leading Maryland returnee in scoring, rebounding, assists and steals. If Maryland showed its future talent at the ACC Tournament, then Rhodes showed that he will be a team leader.



COACH WILLIAMS ON THE SEASON:

**“This is going to be the type of team that improves as the season goes on. It is not a type of team that has any limits. We are going to continue to improve right up until the last game of the season.”**

In the ACC first round against N.C. State, the 6-4 guard grabbed a career-high 13 rebounds and dished for a career-best seven assists. Against Carolina, he turned in one of his best all-around games of the season.

“Anytime you lose it hurts and losing in the ACC Tournament was especially difficult because it was the last game for our seniors,” says Rhodes. “But the younger guys knew that they would be back, and maybe our play in the tournament was a way of starting something new for the program.”

If youth is any indication, there will be plenty ahead that is “new” for this program. Gary Williams’ Terps enter the season without a senior and with nine of 12 players in their first or second year of college ball. Senior leadership is a problem Williams has not faced in his previous four seasons.

But while its overall youth may cause the coach some anxious moments, he admits that top to bottom this is the most talented team he has had at Maryland, and one of the most talented he has assembled in 15 years as a college head coach.

“I think we can finally start playing the kind of basketball that I have wanted to play since I got here,” says Williams, who admits his fast-break offense and full-court pressure defense was stymied somewhat recently because of a lack of depth. “Our team finally has some interchangeable parts. We have got some players who can play two or three positions and we have quality depth on the bench now. Recently, there has been a dramatic dropoff in talent between our first five and our next five. I don’t see that as the case anymore.

“All 12 of our players will contribute to the success of this team. I may settle on a seven or eight man rotation early in the season, but I won’t hesitate about using anybody on this team in certain situations.”

Besides Hipp and his 11.3 points per game




# SEASON OUTLOOK

scoring average, the Terps front court returns three others. Juniors John Walsh and Kurtis Shultz will see some time at either forward spot. Walsh has seen plenty of game action in his two previous seasons, and averaged 2.5 points and 1.4 rebounds a game last year. Shultz, who played in a career-high 21 games last season, will be a valuable reserve.

The frontcourt also will be aided by an improving Mario Lucas. Sophomore Lucas showed considerable promise last year.

Lucas' development was in many ways typical of freshmen entering the ACC, where it is often difficult for newcomers to make an early mark. Lucas, in fact, played little in the early going. By the end of the season, though, he was the first frontcourt player off the bench. He averaged 18 minutes a game over the final eight games of the year. In the regular season finale at Virginia, Lucas scored nine points, grabbed a career-high 10 boards and provided justifiable reason for optimism about his contributions this year.

Add to that returning front court rookies Keith Booth, Joe Smith and Nick Bosnic and the depth that Williams mentioned becomes evident. Booth, a consensus High School All-American and the Maryland Player of the Year, and Bosnic, an all-state player from Pennsylvania are excellent swing players. Both have the size — each is at least 6-6 and 200 pounds — and the temperament to battle inside, and both have the offensive skills to play on the wing. In fact, Bosnic may wind up as one of the Terps primary three-point shooters, being used at the small forward position in a similar manner to the way Matt Roe was utilized by Williams a couple of years back.



Booth can literally play any position on the floor, and may well get that opportunity. Last year, Booth averaged 21 points, 10 rebounds and four assists, leading the famed Baltimore Dunbar program to the Maryland state title. He averaged 19.5 points as a junior, when Dunbar went 29-0 and won the mythical national title.

In Joe Smith, the Terps have the athletic big man they have coveted for years. At 6-10, Smith is big enough to play center. He is also mobile enough to play the power forward position. Smith averaged 20.8 points and 14.2 points per game, while shooting 61.3 percent from the field for Maury High School in Norfolk, Va. last year.

He is a great defensive player and has excellent timing which makes him a superb shot blocker. The Maryland staff likens his timing at the defensive end to that of former Terp Cedric Lewis, who set a ACC record for blocked shots in 1991. Smith made a name for himself in the summer AAU circuit. Last year, he was a member of the Boo Williams team that won the AAU National Tournament. This year, he competed with a team of Virginia All-Stars in the prestigious Boston Shootout, and took home the tournament's MVP honor.

The backcourt likely will be patrolled at the start by Simpkins at the point and Rhodes at the off guard. Both players gained valuable experience this summer. Simpkins was the starting point guard on a team of college All-Stars who competed in Spain against the top division European teams just prior to the European Championships. Rhodes, who had minor arthroscopic knee surgery in the spring, played for the East in the U.S. Olympic Festival in San Antonio, Texas.



COACH WILLIAMS ON THE SEASON:

**"The players that we have this season have worked and will continue to work very hard to improve all season long. That is all you can ask of them."**


Of the two, Simpkins has the biggest transition, as he will be given on-court control of the team.

"I'm definitely ready for the challenge," he says, "and in some ways I think it will be easier for me. Last year, whenever I was out on the court I was kind of looking over my shoulder because I knew Kevin (McClinton) was right there to come back in if I messed up.

"This year, I'll be more experienced, more prepared and, most importantly, more comfortable. I know I can play at this level and I know I am going to get the opportunity to show what I can do and I don't have to worry as much about making mistakes. My role will be to play hard, play smart and make us a better basketball team."

Off the bench for the Terps' backcourt will be junior Wayne Bristol, who has seen action in the last two years at both point guard and off guard, and freshman Matt Kovarik. Bristol is one of the team's best outside shooters; he will probably see most of his time at off-guard this year. Bristol averaged 2.4 points a game in 12 outings last year. Kovarik, who was a first team all-state pick from Grimsley High School in Greensboro, N.C., is likely to back up Simpkins at the point.

All of these interchangeable parts will be necessary for Williams's Terps to compete against its 1993-94 schedule. Besides a 16-game ACC schedule, the Terps play crosstown rival Georgetown in the season opener and travel to Oklahoma City, Okla. to take on Big Eight powerhouse Oklahoma. A Christmas break trip to the Hall of Fame Classic in Springfield, Mass. also could pit Maryland against NCAA Tournament qualifier Massachusetts.



# 1993-94 MEN'S BASKETBALL ROSTERS



Front Row (L to R): Chris Tomlinson, Manager; Matt Kovarik, Wayne Bristol, Duane Simpkins, Gary Williams, Head Coach; Johnny Rhodes, Nick Bosnic, Exree Hipp, Jon Chronister, Manager.

Standing (L to R): J.J. Bush, Trainer; Al Tiffany, Manager; Art Perry, Assistant Coach; Keith Booth, Mario Lucas, Joe Smith, John Walsh, Kurtis Shultz, Jimmy Patsos, Assistant Coach; Billy Hahn, Assistant Coach; Peter Sauer, Administrative Assistant.

## Alphabetical

Name (No.)	Yr.	Pos.	Ht.	Wt.	Hometown (High School)
Keith Booth (22)	Fr.	F	6-5	220	Baltimore, MD (Baltimore Dunbar)
Nick Bosnic (30)	Fr.	F-G	6-7	197	Uniontown, PA (Laurel Highlands)
Wayne Bristol (31)	Jr.	G	6-1	178	Beltsville, MD (High Point)
Exree Hipp (4)	So.	F	6-8	183	Washington, D.C. (Harker Prep)
Matt Kovarik (11)	Fr.	G	6-5	179	Greensboro, NC (Grimsley)
Mario Lucas (21)	So.	F	6-8	230	Memphis, TN (Fairley)
Matt Raydo (3)	Fr.	G	5-10	160	Ft. Lauderdale, FL (Cardinal Gibbons)
Johnny Rhodes (15)	So.	G	6-5	205	Washington, D.C. (Washington Dunbar)
Kurtis Shultz (55)	Jr.	F	6-6	235	Randallstown, MD (DeMatha)
Duane Simpkins (10)	So.	G	6-0	173	Ft. Washington, MD (DeMatha)
Joe Smith (32)	Fr.	F-C	6-9 1/2	213	Norfolk, VA (Maury)
John Walsh (24)	Jr.	F	6-8	221	West Islip, NY (St. Thomas More Prep)

## Numerical

No.	Name	Yr.	Pos.	Ht.	Wt.	Hometown (High School)
3	Matt Raydo	Fr.	G	5-10	160	Ft. Lauderdale, FL (Cardinal Gibbons)
4	Exree Hipp	So.	F	6-8	183	Washington, D.C. (Harker Prep)
10	Duane Simpkins	So.	G	6-0	173	Ft. Washington, MD (DeMatha)
11	Matt Kovarik	Fr.	G	6-5	179	Greensboro, NC (Grimsley)
15	Johnny Rhodes	So.	G	6-5	205	Washington, D.C. (Washington Dunbar)
21	Mario Lucas	So.	F	6-8	230	Memphis, TN (Fairley)
22	Keith Booth	Fr.	F	6-5	220	Baltimore, MD (Baltimore Dunbar)
24	John Walsh	Jr.	F	6-8	221	West Islip, NY (St. Thomas More Prep)
30	Nick Bosnic	Fr.	F-G	6-7	197	Uniontown, PA (Laurel Highlands)
31	Wayne Bristol	Jr.	G	6-1	178	Beltsville, MD (High Point)
32	Joe Smith	Fr.	F-C	6-9 1/2	213	Norfolk, VA (Maury)
55	Kurtis Shultz	Jr.	F	6-6	235	Randallstown, MD (DeMatha)

Head Coach: Gary Williams (5th year)

Assistant Coaches: Billy Hahn (5th year), Art Perry (4th year), Jimmy Patsos (3rd year)

Pronunciations Exree (x-Ree) Hipp; Nick Bosnic (BOZ-nik).

MARYLAND TERRAPINS

---

# THE COACHING STAFF

---



# GARY WILLIAMS

HEAD COACH

AS GARY WILLIAMS glances at the roster of his 1993-94 Maryland Terrapins basketball team a bemused expression sweeps across his face, portraying equal parts anticipation and apprehension.

The names that grace the roster may represent the most depth and talent that Williams has had at Maryland. The squad returns two starters and five of its top eight players from a year ago, and two of the four incoming freshmen are High School All-Americans.

With nearly every college hoops expert picking Maryland among the programs on the rise, there certainly is reason for the coach's anticipation.

That same roster, though, lists nine players as either freshmen or sophomores. All nine players — five freshmen and four sophomores — figure to play vital roles for Maryland this season. The Terps have no seniors this year and their three most experienced players are entering their second year. And, of course, there is the Atlantic Coast Conference — the league in which Maryland competes and the conference from which the last three national championship teams have come.

In 15 seasons as a college head coach, the last four at Maryland, Williams says he has never had a team so young. Williams figures Maryland's youth this season will just make his job all the more challenging — this from a coach whose career has known no barrier too great. Williams directed both American University and Boston College into the national spotlight as he led both schools to impressive victory totals and post-season play.

At Ohio State, his tenure was defined by the intense attention his teams drew, giving the Buckeyes basketball program equal billing with their well-known football team. His successes at his previous three coaching stops, however, pale when compared to the rebuilding project he has successfully negoti-

ated at Maryland. There is no question that four years after accepting this position at his alma mater, Williams has withstood all of the unique challenges to his position and has begun re-engineering Maryland basketball.

Williams and his staff have put back-to-back national top-10 recruiting classes together. The team, for the first time in Williams's tenure, has depth at every position and the flexibility to use differing line-ups as situations dictate.

His first season at Maryland saw the Terps, who had won just nine games the previous year, vault to 19 wins and a berth in the



National Invitation Tournament. That year included regular season series sweeps of Virginia and North Carolina. That initial season began to serve notice, and Williams's teams have continued to make it clear, that no matter what the circumstances, the Terps will play with anyone.

In four seasons at Maryland, Williams's won-loss record is 61-57. That record brings his career total to 268-185 in 15 seasons. Nine times in those 15 years, Williams has led teams to post-season play, taking American, Boston College, Ohio State and Maryland — all four head coaching stops on his resume — to post-season action. His out-of-conference record as a Terp is 39-11, including a 9-1 non-conference mark in 1992-93 that included wins over perennial top 20 powers Louisville and Oklahoma.

Williams is the only coach to direct programs in the three most powerful conferences of college basketball — the ACC, Big East and Big ten. Consider that in Williams's combined 11 years in those three conferences, the national champion has come from Williams's league six times (twice in his four years in the Big East, once in his three years in the Big Ten, and three out of four years in the ACC). Williams is undaunted by the task.

"The top teams in this league are not going to come back to us; we have to attain their level," says Williams, "and we are going to."

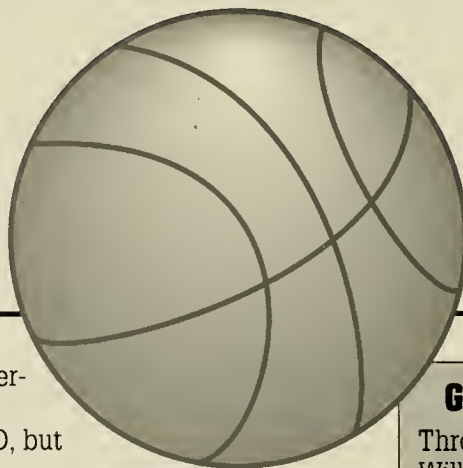
Toward that end, Williams refuses to accept anything other than complete effort from himself, his staff or his teams. Anyone who has seen Williams pace the sidelines as if on sentry duty, or watched him conduct every practice as if the next game were for the NCAA Championship, can't help but be affected by his competitiveness and drive. His excitement for the game has manifested itself in Maryland's fans. The loyal student body fills its section of Cole Field House early every game, and the students cheer continuously from the first player introduction to the final basket. Fans keep Cole packed after



### The Williams Coaching Record

Year	School	Won	Lost	.Pct	Tourney
1978-79	American Univ.	14	13	.518	
1979-80	American Univ.	13	14	.481	
1980-81	American Univ.	24	6	.800	NIT
1981-82	American Univ.	21	9	.700	NIT
<b>American Totals</b>		<b>72</b>	<b>42</b>	<b>.631</b>	
1982-83	Boston College	25	7	.781	NCAA
1983-84	Boston College	18	12	.600	NIT
1984-85	Boston College	20	11	.645	NCAA
1985-86	Boston College	13	15	.464	
<b>B.C. Totals</b>		<b>76</b>	<b>45</b>	<b>.628</b>	
1986-87	Ohio State	20	13	.606	NCAA
1987-88	Ohio State	20	13	.606	NIT
1988-89	Ohio State	19	15	.558	NIT
<b>O.S.U. Totals</b>		<b>59</b>	<b>41</b>	<b>.590</b>	
1989-90	Maryland	19	14	.576	NIT
1990-91	Maryland	16	12	.571	
1991-92	Maryland	14	15	.483	
1992-93	Maryland	12	16	.429	
<b>Maryland Totals</b>		<b>61</b>	<b>57</b>	<b>.517</b>	
<b>15-year Totals</b>		<b>268</b>	<b>185</b>	<b>.592</b>	





games — win or lose — and groups alternately hold up placards declaring the school as the University as MARYLAND, but Cole Field House as GARYLAND.

His all-out pursuit of excellence is a passion Williams effectively communicates to his players and his coaches, too. In his four years at Maryland, Williams has developed four players who were drafted into the NBA. Walt Williams, the No. 7 pick in the draft in 1992, was the second "lottery pick" that Williams has developed.

Maybe more impressive than the number of players he has sent to the professional ranks, are the number of coaches he has tutored who are now directing collegiate programs. Randy Ayers (head coach at Ohio State), Chris Knoche (American), Rick Barnes (Providence), Fran Fraschilla (Manhattan), Fran Dunphy (Pennsylvania) and Paul Brazeau (Hartford) all were assistants at one time under Williams.

A 1968 graduate of Maryland, Williams lettered as the Terps' starting point guard from



### Gary's Assistants Now in Charge

Throughout his coaching career, Gary Williams has overseen programs that achieve phenomenal graduation rates. And that's graduation at all levels. Williams student-athletes graduate. At Maryland, every senior that has played for Williams has earned his degree or is currently active in pursuing it.

But those graduation rates extend beyond the student-athletes. In unbelievable numbers, former assistants to Williams are graduating into head coaching positions at the Division I level. Currently, there are six former Williams assistants who are directing major college basketball programs.

#### Randy Ayers

Assistant to Gary Williams for three years at Ohio State. Currently the head coach at OSU.

#### Rick Barnes

Assistant to Gary Williams for one year at Ohio State. Currently the head coach at Providence.

#### Paul Brazeau

Assistant to Gary Williams for one year at Boston College and three years at Ohio State. Currently the head coach at Hartford.

#### Fran Dunphy

Assistant to Gary Williams at American. Currently the head coach at Pennsylvania.

#### Fran Frachilla

Assistant to Gary Williams for two years at Ohio State. Currently the head coach at Manhattan.

#### Chris Knoche

Assistant to Gary Williams for two years at American. Currently the head coach at American. Knoche also played for Williams as an undergraduate at AU.

1964-67 under Head Coach Bud Millikan. Not the most physically gifted college player, Williams excelled on the court by studying the game. The fullcourt pressure defense for which Williams's teams are now known is a variation on what he was first taught at Maryland as a player. The fast-breaking offense Williams employs today is similar to the up-tempo style that Vic Bubas' Duke teams used when Williams was a player.

Upon graduation, Williams immediately began applying the lessons and observations of his playing days to his career as a coach.

That career includes a high school state championship and seven seasons as a college assistant before taking a head coaching position - the top spot at American.

His years at AU were memorable. In 1981, his squad set the still-standing school record for victories with a 24-6 slate, won the East Coast Conference Championship and played in the NIT. The next year, the Eagles went 21-9 and made a return trip to the NIT. Only once prior to Williams' arrival had AU gone to a post-season tournament, and the Eagles have not returned to post-season play since Williams left. In four years at AU, Williams's teams were 72-42.

In 1983, he moved on to Boston College, where he had been an assistant to Tom Davis five years previous. In his inaugural season at the helm at BC, Williams led the Eagles to a 25-7 record, the Big East Conference regular season title and the NCAA "Sweet 16". He went on to duplicate that NCAA Tournament success in 1985, when he again led BC to the "Sweet 16."

In 1987, Williams accepted the head coaching position at Ohio State, and immediately was a success. His first Buckeye squad upended then No. 1 and unbeaten Iowa in the regular season, in what would be the first of many giant-killings by the Williams-led Buckeyes. Under Williams, OSU turned back second-ranked Purdue, perennial power Kansas, and highly regarded Big Ten foes

### Gary Williams The Player

Gary Williams was a three-year starter at point guard for Maryland from 1964-67. A quick, heady player, Williams was regarded as the "coach on the floor" type player by then-Head Coach Bud Millikan. Williams was a team co-captain for the 1966-67 season, his senior year. The following Williams biography was taken from the 1966-67 Maryland basketball media guide.

"Gary Williams, 6-0, 170, 21, Senior, Collingswood, N.J. — Maryland's best floor man who can work the ball down the floor quicker than any of his mates...can hit the open man...a fierce competitor with a heart as big as his chest."

Williams went on to average a career-high 6.9 points that season, leading the Terps to a fifth-place finish in the ACC. That senior season also saw Williams set a school record for field goal accuracy in a game. Against South Carolina, Williams went eight for eight from the field. That perfect shooting performance set a school record, which has since been tied by three other players. Some 25 years after his playing career, Williams still is in the Maryland record book.

A teammate of Williams's on that Terps squad was Joe Harrington, who like Williams was a senior in 1966-67 and, also like Williams, has gone on to become a college head coach. Harrington currently is the head coach at Colorado.

Michigan and Illinois. Each of Williams's three Ohio State team advanced to post-season play, and he laid the ground work for the highly-successful teams that have followed since he left Columbus for College Park.

Williams has achieved several milestones during his Maryland career. He coached his 250th career win during the 1991-92 season and coached in his 450th career game last year. Despite the milestones and all the past successes, the 48-year-old head coach has lost not an ounce of his intensity for the game.

With the youth and talent that dominate his roster, Williams knows this season may be both one of the most trying and exciting of his career.



# A FEEL FOR THE GAME

## How did your great passion for basketball come about?

I guess it gradually developed. I was five years old when I first started to play basketball. I can remember trying to shoot a basketball ... I couldn't get it into the basket, but I loved to bounce the ball. The first league I was in I was eight, and I played in a Little League type-league. From there I just kept playing. I played all sports, but as I got into junior high I just liked basketball. South Jersey was a big basketball area. The Big Five in Philadelphia was at its peak with Villanova, St. Joe's, Temple, Penn and La Salle. There was no Big East or Atlantic 10 in the East at the time. So it was just Big Five basketball. If you were growing up there, that is what you did. I played all summer and all winter and just stayed with it. When I got into high school, I really concentrated on basketball, though I played baseball, too.

## How did you come to be at Maryland?

I visited Pittsburgh, Maryland and Clemson and a couple of the Big Five schools. But I knew Maryland was in the ACC, which was also the top conference back then. I visited, liked it, and decided to come.

## When you first began bouncing a basketball, did you want to be a player or a coach?

You don't really think about it. You just like messing around with a ball. I think my grandfather had a lot to do with it. He was a pretty good athlete when he was young. He played baseball and basketball. He always encouraged me to play whatever was around. I had pretty good coordination. Basketball was something I was pretty good at early. Just like anything else, you do what you are good at. That is why I stuck to basketball.

## What is it like to play in a packed Cole Field House?

It's a thrill. Very few coaches ever get the opportunity to go back to their school and coach, espe-



cially when you are in a great conference.

When I was playing here in the 60's there was no way I ever thought I'd be back here as the Head Basketball Coach. That seemed pretty remote especially when my first job was as the J.V. Coach at Woodrow Wilson High School in Camden, NJ. I didn't see Cole Field House from there.

## What is it like to coach in the ACC Tournament?

Back when I played, and today, the feeling you get from the ACC tournament is incredible. When I played, only one team from the ACC would go to the NCAA Tournament because there were only 16 teams in the tournament. That was the winner of the ACC Tournament, not the regular season champion. So you can imagine the pressure. There were all sorts of weird things back then. There were slowdown games—I can remember one game where the score was 12-10 between N.C. State and North Carolina. You saw that all the time—teams would try anything. They would come out in a different defense than they had played all year. It's a great show and a great spectacle now, but you can imagine if you were playing for the one berth into the NCAA tournament. One year, Duke was ranked No. 2 in the country and Carolina was ranked 4th. One of those teams went home. That was just the way it went back then, and nobody thought it unusual.

## When did you decide to become a coach?

I always thought that I would like to coach. When I played, I had a pretty good feel for the game. I always knew when we ran our offense where everybody should be on the court. It was easy to me. Defensively, I always had a feel for who was guarding who, the match-ups. When we had a substitution, I could always tell that guy who to pick up. I also watched other coaches. When I was playing, we played against Vic Bubas, who was a legend at Duke, Press Maravich, who was a great coach at N.C. State before he coached his



**"I always thought that was the way the game should be played, the 94 foot type of game instead of the 45 foot game."**

son at LSU. Dean Smith started at North Carolina, and during my time here in the 1960's, he made the transition from being a young coach to having some great teams. You got a chance to see those coaches and play against them. It gave you ideas on what you might like to do as a coach. By about my junior year at Maryland I wanted to coach. There was no way, at that time, that I wanted to commit a career to coaching, but I did want to give it a try before I did anything else.

**How did you develop your coaching philosophy?**

By playing against Duke, for example. They came with pressure defense. Not many teams were doing it then — maybe UCLA with John Wooden and St. Joe's with Jack Ramsey. But very few schools pressed. Most schools thought the game should be played in a half-court situation. But Duke had quick guards, and they kept their substitution going in the back court. I saw how that wore you down as the game went on. It was not that they could get the ball all the time, it's just that all of the sudden in the second half you commit a turnover because you are tired mentally and physically. I always thought that was the way the game should be played, the 94 foot type of game instead of a 45 foot game. I always have tried to play that way. I enjoyed playing that way. Our young players are really quick now and they want to play that way. We are in a position for the first time that we are able to put in our system. I have not been able to do that since I have been here because we just have not had the numbers. I think we have eight or nine players who can get up and down pretty good this year, and you have to use all of those players if you want to play that way - that is a big part of it.

**What other coaches influenced you most?**


When I was a player I knew by about my sophomore year that I wasn't good enough to play in the pros. Back then there were only 10-12 pro teams and no ABA, no CBA . There was an old



Eastern League. If I had made one of those Eastern League teams I wouldn't have received a graduate assistantship. In 1968 I was able to be a freshman coach here while I finished my degree. Tom Davis was an assistant coach on the staff and three years later became the head coach at Lafayette College. He hired me there to be his assistant. It was a good job. There was only one full-time assistant, and that was me. To take that job I had to coach the soccer team and also be the assistant basketball coach. It was hard because it took away from the basketball part of it. I didn't have the identity as a basketball person that I wanted, but the jobs got me into college coaching. I probably would not have gotten into college coaching if it were not for Tom Davis. He was a big believer in pressing defense, especially zone pressure. That had a big influence on me because I was with him for six years at Lafayette and one as an assistant at Boston College. He is a great teacher and he has been very successful wherever he has been.

**As a player, who did you emulate?**

Probably Bob Cousy, the guard with the Boston Celtics. There was one basketball game on television a week back then, and the Celtics were good, so they would be on all the time. Cousy was a great ball handler and one of the guys to get fancy early — behind the back stuff. Red Auerbach was the coach; he let Cousy do his thing. Just watching him gave me an open mind toward the game. I didn't know how, but I knew that the game would always change. When I was in college, we were playing Wake Forest on a Saturday. We got down there and practiced Friday afternoon. That night North Carolina A&T was playing. And remember the ACC was still segregated for the most part, so all of the good black players really had no place to go except for the southern leagues. I went to the game and saw Earl Monroe play. He later played for the Bullets and for the Championship teams of the Knicks in



the 1970's. This guy came down court and did things that I never saw. He had the spin moves and the hesitation with the jump shot, the lay-up where you flip the ball up and make the defensive player goaltend. He became my favorite player because he got a quick 54 points that night. Once you think that you have the right way to play, then you are limited to what you can do in basketball. There are always new things in the game, there are going to be new things forever. The influence of the black players when they got the opportunity to play in the major conferences was incredible because it showed that there is more than one way to get it done. If you could throw a really good two-handed chest pass a coach would really like you. But there are ways to flick a pass that can get it there just a little quicker, and be a little more deceiving to the defense. It took a long time for coaches to accept that because it was a big change. I know that there are things out there that I will have to make adjustments to as I go along.

**Do you see yourself staying at the college level, and what do you like most about coaching college basketball?**

I see myself staying at the college level here. I left a good situation at Ohio State and made a commitment to come here. As long as they want me here, I am committed to getting it done. I wear two hats —I am the basketball coach, and I am also a graduate of the school. This school has never realized its basketball potential. Cole Field House, the College Park campus, the academic situation: we should be a great college basketball program. We have had great years in the past, but we have never been consistently great. What that takes is continuity. We need to concentrate on the people we bring into the program. We need student-athletes who really want to give back to the University. We now have alumni games and receptions where we invite players



back to make them feel a part of things here. It takes time. But we work hard at alumni relations

**Is selling the University across the state important to you?**

I saw what it meant at Ohio State. When a basketball player grows up in the state of Ohio he will at least look at Ohio State. You might not get every player, but Ohio State will be one of his schools. Here that is not necessarily true, yet. Keith Booth coming here certainly helps us in the Baltimore area. The Eastern Shore has players. Western Maryland has players. If you have a shot at the best players coming out of Baltimore, then you are going to have a shot at the best players in the state. We are the state school; we are the flagship school in the state of Maryland. That state wide allegiance is coming.

**What is your biggest basketball moment?**

There have been a couple. Winning the state championship, going undefeated as a high school coach. Also tying for the Big East Championship while I was at Boston College in 1982 and going to the Final 16 twice. During my first year at Ohio State we beat Kentucky in the NCAA Tournament — that was big. I think my biggest moment is still to come — I want it to be here.

**If you could do anything in basketball today to make the game better, what would you do?**

I think the college game is a great game. What I would do, and this would probably not be very popular, would be to do away with dunking. I think the dunk has hurt player's development. For example, I always felt that one of the reasons Kareem Abdul Jabbar played so long and was such a great player in the pros, was that during his college days, they passed a rule that you could not dunk. That forced him to learn how to shoot the ball. He had to learn the sky hook and the

**“I think my biggest moment  
is still to come—I want it to be here.”**

jump shot. Players don't have that today. The hook shot has almost disappeared, except for the jump hook. The dunk has become so fashionable and so much in demand. Coaches want your players to take the ball hard to the basket and dunk it because you get fouled and it is a very high percentage shot. But it has allowed offensive players not to have to develop a touch on the basketball. To learn how to put a touch on the ball is a skill. But if you can dunk you can just fire it down as hard as you can. Banning the dunk would help the defense, but that is not going to happen because the crowd really likes the dunk, and it is an exciting play.

**Do you consider yourself a basketball purist?**

I like the game to be played a certain way, but I am also enough of a realist to know that if you have a great player, you have to get him the ball in situations where he can score. I have been fortunate enough to have coached great players. Walt Williams, Dennis Hopson at Ohio State, who was the third pick in the NBA draft and Michael Adams at Boston College. If you could get them the ball in the right situation, they were going to do as well as if you made eight great passes, or ran a perfect offense. You just had to get them the ball. Part of being a coach, I feel, is that you don't hurt a player individually as you get the team to play really well together.

**How do you approach basketball and how do you approach golf, your other favorite sport?**

Golf is really a mind game. You have to be focused on golf. A lot of times I am playing golf I am not really focused on golf and I am probably thinking about basketball. I will never be a great golfer because of my personality, I just don't have the patience. I admire people who have that type of patience. I enjoy the competition. As you get



older it's one of those sports you can compete in without having to be in great shape. It's a great way to relax. I really enjoy playing golf with friends. It's fun to play other coaches. I play over the summer with P.J. Carlesimo (Seton Hall), Jim Boeheim (Syracuse), Dave Gavitt (Boston Celtics) and Mike Tranghese (the Commissioner of the Big East.) That's always fun. You have to be tough to play that game.

**After a game you are drained. What kind of a feeling is that?**

I hope that I am drained after a game. You don't want to leave anything on the floor whether you are a player or a coach. It doesn't do you any good in the locker room after a game. I try to leave it all out there on the court.

**How long does it take you to unwind after a game?**

That is the toughest part for me as a coach. I usually don't sleep much the night after a game. The night before a game I don't have any problem because you feel you have done everything you can to get ready. I start getting nervous on game day in the afternoon. There has never been a game, whether it be as a J.V. high school coach or versus North Carolina when they are No. 1 that you don't get nervous. If you can't be nervous before a game than you should get out because it doesn't mean enough to you.

# BILLY HAHN

ASSISTANT COACH

Beginning his fifth season on Gary Williams's staff at Maryland, Billy Hahn is considered one of the premier recruiters in college basketball.

Hahn's talents as one of the top recruiters in the nation are evident when one looks at a Terp roster. Maryland's most recent two recruiting classes have been ranked among the best with all of those players expected to be major contributors to the success of the Terp program.

Before joining Williams's staff, Hahn was the head coach at Ohio University for three years. He compiled a 42-45 record while always fielding competitive teams in the Mid-American Conference. In 1989, he coached the MAC Player of the Year, Paul Graham. During his tenure, 100 percent of his senior players earned their degrees.

Prior to his appointment as head coach, Hahn served Ohio as an assistant for six seasons under Danny Nee. Hahn served as Ohio's primary recruiter. While he was an assistant, Ohio posted four 20 win seasons, earned two trips to the NCAA Tournament and played in one NIT.

Hahn began his coaching career immediately following his playing career at Maryland. His first stop came at Morris Harvey College in West Virginia (1975-76). He moved on to Davidson College (1976-77) and the University of Rhode Island (1977-80) before going to Ohio. While at Rhode Island, he successfully recruited and coached future New York Knicks star Sly Williams.

Hahn is a 1975 alumnus of the University of Maryland. While an undergraduate here, he was a three-time varsity letter winner on three of the best basketball teams Maryland

has ever fielded. He was a freshman in 1971-72 when the Terps won the National Invitational Tournament, he was a starter on the team that lost what is considered to be the greatest game in ACC history - Maryland's 103-100 overtime loss to N.C. State in 1974 - and was captain of the team his senior year when the Terps advanced to the third round of the NCAA Tournament.

Hahn earned the Alvin Aubinoe Greatest Career Contribution Award following his senior season. Maryland recorded a 70-19 overall record during his playing career. The Terps finished with a 24-5 record and were the ACC regular season champions during his senior season.

Hahn received his bachelors degree in distributive education in 1975.



**Personal**

**Birthdate:**  
June 22, 1953  
(40 years old)

**Family:**  
Wife: Kathi (married  
June 25, 1976

**Children:**  
Matthew 15 and  
Ashley, 9

**Hometown:**  
Mishawaka, Indiana



**The Hahn File**

**Coaching Experience**

**1989-Present:** Assistant Coach, University of Maryland. Assistant to Gary Williams National Invitation Tournament, 1990

**1986-89:** Head Coach, Ohio University, Four-year record of 42-45

**1980-86:** Assistant Coach, Ohio University. Assistant to Danny Nee. NCAA Tournament, 1983, 1985. National Invitation Tournament, 1986

**1977-80:** Assistant Coach, University of Rhode Island. Assistant to Jack Kraft. National Invitation Tournament, 1979

**1976-77:** Assistant Coach, Davidson College. Assistant to Dave Pritchett

**1975-76:** Assistant Coach, Morris Harvey College Assistant to Rick Meckfessel

**Education**

**1975:** B.S. in distributive education, University of Maryland, College Park

**Playing Experience**

**1971-74:** Three-time letterwinner in basketball, University of Maryland, College Park.

**CAREER STATISTICS AT MARYLAND**

Season	GP	FGM	FGA	.PCT	FTM	FTA	.PCT	PF/DQ	REB	AVG	PTS	AVG
1971-72	16	53	108	.491	39	51	.765	37/ 1	43	2.7	145	9.1
1972-73	16	5	7	.714	0	2	.000	8/ 0	0	0.0	10	0.6
1973-74	20	12	23	.522	4	5	.800	13/ 0	9	0.4	28	1.4
<b>TOTALS</b>	<b>52</b>	<b>70</b>	<b>138</b>	<b>.576</b>	<b>43</b>	<b>58</b>	<b>.741</b>	<b>58/ 1</b>	<b>54</b>	<b>1.1</b>	<b>183</b>	<b>3.5</b>

# ART PERRY

ASSISTANT COACH

Art Perry, quickly gaining notoriety as a top-notch recruiter, is entering his fourth season on the Maryland staff of Gary Williams. Perry's success in attracting athletes of superior talent at each of his coaching stops has allowed him to become recognized as one of the top evaluators of talent in the country.

More than 20 of the student-athletes Perry has recruited have been drafted into the pros, and many of those players have enjoyed lengthy, successful careers. Early in his career, Perry recruited future NBA stars Roy Hinson and John Battle to Rutgers University. While at Old Dominion, Perry successfully recruited future NBA first round draft choice Chris Gatling. As a member of the Maryland staff he has helped recruit a number of players with potential NBA talent to come to College Park.

Perry, a Washington, D.C. native, was a three-sport star at Eastern High School. He was the quarterback on the football team, starting point guard on the basketball team and a top sprinter on the track team. He led both the football and basketball squads to city titles.

Following a four year stint as a crew chief for jet fighters and a member of the All-Air Force basketball team, Perry returned to the Washington, D.C. area and enrolled at American University. There, he played with future NBA star Kermit Washington. Perry had thoughts of taking his career to the professional ranks until a knee injury prior to his junior year ended his playing career. With his playing days having ended, Perry quickly began his coaching career. He joined Tom Young's staff at Rutgers as a student assis-



**Personal**

**Birthdate:**  
November 8, 1946  
(47 years old)

**Family:**  
Wife Kym (married  
August 14, 1993)

**Hometown:**  
Washington, D.C.



tant coach in 1975. He was a member of Young's staff that directed Rutgers to the 1976 NCAA Final Four. After a brief stay at Connecticut, Perry returned to Rutgers where he helped coach two more NCAA Tournament teams and one that advanced to the NIT. In 1985, he moved with Young to Old Dominion, which he helped direct it to the 1986 NCAA Tournament and the 1988 NIT.

It was from Rutgers that he received his bachelor's degree in health, physical education and recreation.

In addition to recruiting, Perry serves the Terps in a variety of capacities. Along with Billy Hahn, Perry is the chief opponent scout. He is also actively involved in the preparation of daily practice plans and all aspects on-court coaching.

**The Perry File**

**Coaching Experience**

**1990-Present:** Assistant Coach, University of Maryland. Assistant to Gary Williams

**1985-90:** Assistant Coach, Old Dominion University. Assistant to Tom Young. NCAA Tournament, 1986  
National Invitation Tournament, 1988

**1978-85:** Assistant Coach, Rutgers University. Assistant to Tom Young. NCAA Tournament, 1979, 1983. National Invitation Tournament, 1982

**1976-78:** Assistant Coach, University of Connecticut. Assistant to Dee Rowe

**1973-76:** Assistant Coach, Rutgers University. Assistant to Tom Young. NCAA Tournament, 1976 (Final Four)

**Education**

**1975:** B.S. in health, physical education and recreation. Rutgers University, Piscataway, New Jersey

**1992:** M.A. in sports management, currently finishing requirements. Old Dominion University, Norfolk, VA

**Playing Experience**

**1970-73:** Three-time varsity letterwinner in basketball. American University, Washington, D.C.

**1965-69:** All-Air Force Team, Four time all-star in United States Air Force

**CAREER STATISTICS AT AMERICAN UNIVERSITY**

Season	GP	FGM	FGA	.PCT	FTM	FTA	.PCT	PF/DQ	REB	AVG	PTS	AVG
1970-71	19	103	152	.408	33	48	.688	48- 1	255	14.2	239	12.6*
1971-72	Knee injury sidelined him the entire season											
1972-73	10	4	16	.250	0	0	.000	1- 0	2	0.2	8	0.8
TOTALS	29	107	168	.636	33	48	.688	49- 1	257	8.8	247	8.5

# ASSISTANTS

## Jimmy Patsos, Assistant Coach

Jimmy Patsos, a three-year varsity letter winner at Catholic University, begins his third year on Gary Williams' staff as an assistant coach.

Patsos is involved in all aspects of the program. In addition to his on-court responsibilities, he coordinates the video exchange program, administers the academic monitoring of team members, handles advance opponent scouting and works with on-campus recruiting.

Patsos joined the Maryland staff as a volunteer assistant during the 1991-92 season. During his first season, he expanded his coaching and administrative knowledge tenfold. His ability to grasp Williams's winning philosophy and work ethic during his first year, allowed him to gain a full-time spot on the staff for the start of the 1992-93 season.

Before coming to Maryland, Patsos was the assistant coach at Archbishop Carroll High School in Washington, D.C.. During his first year at Carroll, the team posted a 21-8 record and was ranked as high as No. 6 nationally before losing to archrival DeMatha in the city playoffs. Patsos enjoyed coaching a number of outstanding talent on that team including Charles Harrison (Wake Forest) and Lawrence Moten (Syracuse).

A native of Boston, Mass., Patsos, 27, played collegiately at Catholic University. He earned three varsity letters and was captain of the team his senior season. He earned his bachelor's degree in History from Catholic in 1989, and is

currently pursuing his master's in theater history at Maryland.

## Peter Sauer Administrative Assistant

Peter Sauer handles the day to day administrative duties of the Maryland men's basketball team. Now in his fifth year with the team, Sauer handles many of the increasingly complex duties that come with the operation of a Division I basketball team.

Among Sauer's duties for the Terps are facilities coordination, game management and team travel. He also assists with the organization of the Gary Williams Basketball Camp and the academic monitoring of the men's basketball student-athletes.

Sauer was the Assistant Athletic Director for Development and Communications at the University of Maryland - Baltimore County prior to joining Gary Williams in College Park. While there, he dramatically improved the corporate sponsorship program at the school. His efforts helped get four Retriever basketball games on television - a first in the history of UMBC athletics. His efforts also allowed UMBC to enjoy its best year ever financially. The school set single game and season attendance records during the 1988-89 season. Prior to his work at UMBC, he was an assistant to the General Manager at the Patriot Center, George Mason University's basketball arena.

Sauer is a graduate of the University of Maryland and the University of Nebraska School of Law. He earned his bachelor's degree in government and politics from the University of Maryland in 1981.

## Cleo Long-Thomas Coaches' Secretary

Cleo Long-Thomas begins her third season with the Terps as secretary to the coaches. Long-Thomas has the duty of keeping the professional schedules of the coaching staff in correct order. In addition, she helps in the planning of Coach Williams's speaking engagements and organizes recruiting correspondence.

A native of Washington, D.C., Long-Thomas has worked at the University for six years. Prior to working at the University, she worked for 17 years in the federal government.

Long-Thomas and her husband, Jocquin, have three children: Tyrone, 25, Jabari, 19 and Raven, 10.



Jimmy Patsos



Peter Sauer



Cleo Long-Thomas



Lynette Garrison (L),  
and Marchelle Payne

### The Patsos File

#### Coaching Experience

1991-Present: Assistant Coach, University of Maryland. Assistant to Gary Williams

1989-91: Assistant Coach, Archbishop Carroll High School

#### Education

1989: B.S. in history. Catholic University, Washington, D.C.

#### Playing Experience

1985-89: Three-time letterwinner in basketball, Catholic University, Washington, D.C.

#### Personal

Birthdate: October 1, 1966 (27 years old)  
Hometown: Boston, Mass.

# TERRAPIN MANAGERS



Jon Chronister



Chris Tomlinson



Al Tiffany



Alan Goodwich



Dave Hubbard



Faisal Kahn



# STRENGTH AND CONDITIONING

## Dave Ungerer

### Strength and Conditioning Coach

Dave Ungerer, Maryland's second-year head strength and conditioning coach, begins his first season working with the men's basketball team. Previously, Ungerer worked primarily with the football team but was named to oversee the overall strength and conditioning program on October 1.

Ungerer will work with all phases of the basketball team's strength and conditioning. From its pre-season conditioning, which included a three-day a week running program and weight lifting program, to its in-season program, Ungerer will see that the Terps are ready to play 40 minutes of basketball each time they hit the court.

Ungerer joined the Terps from Holy Cross, where during his four years there he worked with the highly successful football program. Ungerer was part of a staff that led the Crusaders to the winningest record in college football.

At Maryland, Ungerer oversees the strength and conditioning programs for Maryland's entire 23-sport intercollegiate athletic program. He directly oversees the men's basketball programs and coordinates each of the other teams workouts through a talented and effective staff.

His work with the football team since his arrival in College Park has yielded fantastic results in the weight room. In only his first spring in College Park, several school record performances were set in the weight testing period associated with spring practice. This past spring, many of those records were again broken. Ungerer's enthusiasm and ability to motivate student-athletes is well-known.


Prior to joining the Crusader staff at Holy Cross, Ungerer was the defensive line and strength coach at Davidson College during the 1986-87 school year. In 1985, he was the defensive line coach at Northeastern.

A native of Edison, NJ, Ungerer played running back and linebacker at Edison High School, rushing for more than 1,000 yards and earning All-Area honors. He then earned three varsity letters as a running back at Southern Connecticut State. He received his Bachelor of Science in Physical Education from SCSU in 1980.

Ungerer, 36, is single.



Dave Ungerer



Dwight Galt

## Dwight Galt

### Assistant Strength and Conditioning Coach

Dwight Galt has been a member of the Maryland strength and conditioning staff for several years and works with all 23 sports, focusing his attention primarily on men's basketball and football.

Galt was an assistant strength and conditioning coach at Maryland in 1984 and 1985, and rejoined the staff prior to the 1989 football season.

Galt has a wide ranging background in the field of strength and conditioning. He was the director of Frank Costello's Elite Training Center for several years and he has worked extensively with the Washington Capitals of the National Hockey League.

A graduate of the University of Maryland, Galt received his Bachelor of Science degree in Business and Management in 1983. He earned his Master's of Science in Exercise Physiology from Maryland in 1989.

Like Ungerer, Galt's enthusiasm and encouragement of Maryland's student-athletes in the weight room has met tremendous success. The Maryland athletes are stronger now than they ever have been.

Galt, 36, is married to the former Mary Janice Taylor. The couple has four children; Angie, Teri, Dwight, IV and Tom.





MARYLAND TERRAPINS

# MEET THE TERPS




# WAYNE BRISTOL

JUNIOR, GUARD  
6-1, 178  
WASHINGTON, DC  
#31

**ON BRISTOL**—The team's elder statesman among the guards...his 44 career games played is the most of any Terp back-court player...he is one of the quickest players on the team and has proven to be an excellent weakside rebounder despite his diminutive size...he possesses a tremendously explosive first step to the basket...he will see the majority of his playing time at the off guard position, where his accurate shooting eye from three-point range should get plenty of work this season...he has earned high praise from the coaches for his defensive efforts...As a Sophomore — Played in 21 games, and averaged 2.6 points and 1.2 rebounds per game...earned his first career start at Duke, taking the place of Johnny Rhodes in the first five...joined Duane Simpkins as the two guards who received the most playing time off the bench...had a great outing at Clemson with a career-high 10 points...also had a strong game against Wake Forest with seven points, including two of two from three-point range...totaled a season-high 13 minutes against Georgia Tech, when he ably subbed for the injured Kevin McLinton and the ineffective Johnny Rhodes...As a Freshman — Played in 23 games, tying John Walsh for the most appearances among the freshmen...he scored a season-high nine points at Louisville...all of his points came in a furious nine-minute stretch late in the game as Maryland tried to

mount a comeback...had eight points in an overtime loss to Florida State, his three-point attempt to win the game at the end of regulation just missed the mark...made the most of his time in his first ACC Tournament, scoring four points in just six minutes against Clemson...he played the second most minutes of any freshman on the team...High School — Played at High Point High School...he averaged 22.3 points and 7.1 rebounds a game as a senior and led High Point to the County championship and second place in the Region...he was a unanimous All-Met selection after his senior season, and was runner-up for Player of the Year by the Washington Post...he was the Prince George's Journal Player of the Year...he graduated as the school's all-time leading scorer with 1,234 career points...he had back-to-back 500-point seasons with 536 as a senior and 500 as a junior...he played for the Capital All-Stars in the annual Capital Classic...he led High Point to three straight County titles, a first in Prince George's County schoolboy history...more impressively, he led unheralded High Point to a State Championship his sophomore year and the State runner-up as a junior...he averaged 19.6 points a game as a junior, playing in the same lineup with Christian Ast of Duke...in three varsity seasons, he led HPHS to a 66-10 overall record...Personal — Born January 24, 1973...his full name is Wayne Cecil Bristol...he is majoring in criminal justice.



**1992-93 Season Highs**

- Points**  
10 vs. Clemson (1-26-93)
- Rebounds**  
3 vs. several opponents
- Assists**  
2 vs. Howard (1-2-93)



**C A R E E R S T A T I S T I C S**

YEAR	Gp/GS	FGM	FGA	.PCT	3PM	3PA	.PCT	FTM	FTA	.PCT	OR-DR	TR-AVG	PF-DQ	AST	TO	BLK	ST	MIN	PTS.	AVG
1992-93	21-1	14	40	.350	5	20	.250	21	35	.600	15-11	26-1.2	14- 0	12	9	3	5	148	54	2.6
1991-92	23-0	15	54	.278	4	19	.211	6	15	.400	13-5	18-0.8	23- 0	11	13	0	3	158	40	1.7
<b>TOTALS</b>	<b>44-1</b>	<b>29</b>	<b>94</b>	<b>.309</b>	<b>9</b>	<b>39</b>	<b>.231</b>	<b>27</b>	<b>50</b>	<b>.540</b>	<b>28-16</b>	<b>44-1.0</b>	<b>37- 0</b>	<b>23</b>	<b>22</b>	<b>3</b>	<b>8</b>	<b>306</b>	<b>94</b>	<b>2.1</b>

# MARYLAND TERRAPINS

## COACH WILLIAMS ON BRISTOL:

"Wayne showed signs last year of being able to score at the Atlantic Coast Conference level. He will be set back this season with having to sit out the first semester but Wayne will definitely make a contribution to the team this year."



### Game by Game Statistics

1992-93													
GAME	FG-FGA	3P-3PA	FT-FTA	PTS	OR-TR	PF	AST	TO	BLK	STL	MIN		
Md.-Balt. Co	1-3	0-0	4-5	6	2-2	1	1	1	0	0	8		
at West Virginia	0-1	0-1	0-0	0	0-0	1	0	0	0	0	3		
Md.-Eastern Sh.	0-3	0-2	2-4	2	1-3	0	1	0	0	0	7		
American	0-0	0-0	0-0	0	0-0	1	1	0	0	0	3		
Towson St	1-2	0-1	2-3	4	1-2	2	1	0	0	1	10		
Morgan St	0-1	0-0	1-2	1	0-0	0	1	0	0	0	11		
Howard	2-3	1-1	1-3	6	2-3	1	2	0	0	0	10		
Georgia Tech	0-0	0-0	0-0	0	0-1	2	0	1	0	0	3		
at No. Carolina	0-0	0-0	0-0	0	0-0	0	0	0	1	0	4		
at Florida St.	0-0	0-0	1-3	1	0-0	0	1	1	0	0	5		
at Clemson	2-5	1-3	5-6	10	0-1	2	0	2	1	1	7		
Duke	0-0	0-0	0-0	0	0-0	1	0	0	0	0	2		
at Ga Tech	1-3	0-0	0-0	2	2-2	1	2	0	0	1	13		
North Carolina	1-4	0-2	2-2	4	2-3	0	1	1	0	0	6		
at Wake Forest	2-3	2-2	1-1	7	0-1	1	0	1	1	0	12		
N C State	0-2	0-1	0-0	0	0-2	0	0	1	0	0	12		
Clemson	0-1	0-1	0-0	0	1-1	0	1	0	0	0	7		
at Duke	2-3	0-1	0-2	4	0-1	1	0	0	0	1	12		
at Virginia	0-0	0-0	1-2	1	0-0	1	0	1	0	1	6		
NC State-ACC	1-2	1-2	0-0	3	1-1	0	0	0	0	0	3		
No. Car -ACC	1-4	0-3	1-2	3	3-3	1	0	0	0	0	4		
1991-92													
GAME	FG-FGA	3P-3PA	FT-FTA	PTS	OR-TR	PF	AST	TO	BLK	STL	MIN		
Mt. St. Mary's	0-0	0-0	0-0	0	0-0	0	0	0	0	0	2		
Md.-Eastern Shore	2-4	0-2	0-0	4	1-2	2	1	0	0	0	9		
American	0-3	0-0	2-3	2	2-3	0	2	0	0	2	11		
West Virginia	0-1	0-1	0-0	0	0-0	0	0	1	0	0	3		
at Louisville	4-9	1-4	0-0	9	1-1	2	0	2	0	0	10		
Towson State	0-1	0-1	0-0	0	0-0	0	1	0	0	0	5		
Rider College	0-0	0-0	0-2	0	1-1	2	0	0	0	0	11		
Rutgers	0-3	0-0	0-2	0	0-0	1	1	3	0	0	13		
Evansville	1-4	0-0	0-0	2	0-0	2	1	0	0	0	10		
at Ga. Tech	0-0	0-0	2-4	2	0-0	0	0	1	0	0	6		
Duke	1-2	0-0	0-0	2	1-2	1	1	0	0	0	8		
at N.C. State	0-0	0-0	0-0	0	0-0	0	0	0	0	0	2		
at No. Carolina	0-2	0-2	0-0	0	0-0	1	1	2	0	0	8		
Florida State	3-7	2-4	0-0	8	1-1	2	0	0	0	0	13		
Wake Forest	1-2	0-0	0-0	2	1-2	1	2	1	0	0	12		
Clemson	0-2	0-1	1-2	1	0-1	2	1	0	0	0	4		
at Virginia	0-1	0-0	0-0	0	0-0	2	0	0	0	0	2		
at Duke	1-1	0-0	0-0	2	0-0	1	0	0	0	0	2		
at Clemson	0-4	0-2	0-0	0	3-3	4	0	1	0	0	10		
UNC-Greensboro	1-3	0-0	0-0	2	0-0	0	0	1	0	1	7		
Virginia	0-1	0-0	0-0	0	0-0	0	0	0	0	0	2		
Clemson(ACC)	1-4	1-2	1-2	4	2-2	0	0	0	0	0	6		
Duke(ACC)	0-0	0-0	0-0	0	0-0	0	0	1	0	0	2		

### Career Highs

PTS	10
vs Clemson (1-26-93)	
FGM	4
vs Louisville (12-10-91)	
FGA	9
vs Louisville (12-10-91)	
FG%	.667
numerous occasions	
FTM	5
vs Clemson (2-27-93)	
FTA	6
vs Clemson (2-27-93)	
FT%	.833
vs Clemson (2-27-93)	
OR	3
at Clemson (2-22-92)	
vs North Carolina (3-12-93)	
DR	2
numerous occasions	
REBS	3
numerous occasions	
AST	2
numerous occasions	
STL	2
vs American (11-3-91)	
MIN	13
numerous occasions	

## A C C S T A T I S T I C S

YEAR	Gp/GS	FGM	FGA	.PCT	3PM	3PA	.PCT	FTM	FTA	.PCT	OR-DR	TR-AVG	AST	TO	BLK	ST	PTS.	AVG
1991-92	11/0	15	54	.278	4	19	.211	6	15	.400	13- 5	18-0.8	11	13	0	3	40	1.7
1992-93	12/1	8	21	.381	3	10	.300	10	16	.625	5- 7	12-1.0	5	8	3	4	29	2.4
<b>TOTALS</b>	<b>23/1</b>	<b>23</b>	<b>75</b>	<b>.306</b>	<b>7</b>	<b>26</b>	<b>.269</b>	<b>16</b>	<b>31</b>	<b>.516</b>	<b>18-12</b>	<b>30-1.3</b>	<b>16</b>	<b>21</b>	<b>3</b>	<b>7</b>	<b>69</b>	<b>3.0</b>

# EXREE HIPPI


SOPHOMORE, GUARD/FORWARD

6-8, 183

WASHINGTON, DC

#4

**ON HIPPI**—His combination of fundamentally-sound basketball skills and awesome physical talent make him one of the most exciting players in the country...he is among the best leapers in the ACC and can dunk, it seems, from almost anywhere on the court...he showed throughout his first season ever-increasing range on his jumper to the point where he was one of the team's most reliable three-point specialists by the end of the year...he will be one of the featured players on this season's edition of the Terps...As a Freshman—Started all 28 games, becoming the first freshman to start every contest since the 1986-87 year...he averaged 11.3 points and 4.9 rebounds a game, the fourth-best averages on the squad in both categories...he was named to the first team ACC All-Freshmen Team, joining Johnny Rhodes as the two Maryland selections to that elite five...he was the second-leading freshman scorer in the ACC, behind Rhodes...he scored 21 points in his first college game, which is the best first-game freshman performance in school history...he was the ACC Rookie of the Week that first week of the season, and again in Week 10 when he averaged 14 points and six rebounds against No. 6 UNC and No. 10 FSU...he scored in double figures 17 times, including the first eight games of the season...he exploded for 18 points and six assists at Georgia Tech in one of his best regular-season ACC outings...he tied with Rhodes for team-high scoring honors (15 points) against Louisville, leading the Terps to the huge win in Cole Field House...also led the team in scoring versus UNC with 16




**1992-93 Season Highs**

**Points**  
21 vs. UMBC  
(12-1-92)

**Rebounds**  
9 vs. N.C. State  
(3-12-93)

**Assists**  
7 vs. N.C. State  
(1-23-93)

**Steals**  
3 vs. several  
opponents



points...he was outstanding in his first ACC Tournament: getting 11 points, nine rebounds and four assists in the opening round win over N.C. State, and then leading the Terps in scoring with 19 points in the quarterfinal loss to top-ranked North Carolina...in all, he led the team in scoring three times and in rebounding twice...he was extremely accurate from the outside, shooting better than 60 percent from the field in four games and 50 percent or better 11 times...High School—Attended Harker Prep...Selected Metropolitan Area Mr. Basketball as a senior, an award that has previously gone to such notables as Dennis Scott, Danny Ferry and Johnny Dawkins...he was a starter for the Capital team in the Capital Classic and was a unanimous first team All-Met pick...he led Harker Prep to a 23-1 record and a No. 6 national ranking by USA Today and a No. 3 ranking by ESPN...he averaged 19.5 points, 8.0 rebounds and 5.0 assists, and shot 62 percent from the field (33 percent from three point) and 72 percent from the line as a senior and was the team's second leading scorer...he was named to the all-tournament teams in every tournament in which Harker Prep played (three times)...as a junior he averaged 13.5 points and five rebounds a game, leading the Colonels to a national top 10 ranking...he began his high school career at Ballou in Washington D.C. before transferring to Harker prior to his junior season...his high school coach was Stu Vetter...Personal—Born November 22, 1973...his full name is Exree Joseph Hipp...his first name is pronounced X-ree.

**C A R E E R S T A T I S T I C S**

YEAR	Gp/GS	FGM	FGA	.PCT	3PM	3PA	.PCT	FTM	FTA	.PCT	OR-DR	TR-AVG	PF-DQ	AST	TO	BLK	ST	MIN	PTS.	AVG
1992-93	28/28	130	270	.482	20	63	.318	36	56	.643	48-90	138-4.9	74-1	87	58	10	35	816	316	11.3
<b>TOTALS</b>	<b>28/28</b>	<b>130</b>	<b>270</b>	<b>.482</b>	<b>20</b>	<b>63</b>	<b>.318</b>	<b>36</b>	<b>56</b>	<b>.643</b>	<b>48-90</b>	<b>138-4.9</b>	<b>74-1</b>	<b>87</b>	<b>58</b>	<b>10</b>	<b>35</b>	<b>816</b>	<b>316</b>	<b>11.3</b>

# MARYLAND TERRAPINS

## COACH WILLIAMS ON HIPP:

"Exree has the ability to turn on a crowd with his athleticism and outstanding ability to get up in the air. He was one of the top freshman in the Atlantic Coast Conference last year as he averaged in double figures.

He did a very good job in a starting role last year."



### Game by Game Statistics

1992-93

GAME	FG-FGA	3P-3PA	FT-FTA	PTS	OR-TR	PF	AST	TO	BLK	STL	MIN
Md.-Balt. Co.	9-13	0-1	3-3	21	2-6	1	1	3	0	2	25
at West Virginia	4-10	1-4	2-4	11	1-3	3	3	5	0	2	28
Md.-Eastern Sh.	4-9	0-2	2-2	10	2-5	3	2	2	2	2	25
American	6-9	0-1	2-2	14	3-7	3	1	0	0	2	27
at La Salle	9-13	1-4	0-0	19	2-8	4	4	0	0	1	32
Towson St.	5-9	0-0	0-0	10	0-2	3	4	1	1	0	27
Morgan St.	3-7	1-1	8-10	15	2-5	7	3	3	1	3	24
Louisville	7-11	1-2	0-0	15	2-5	2	4	1	0	0	32
Howard	3-6	0-0	2-8	8	1-5	1	1	4	0	2	21
Georgia Tech	3-8	1-4	0-2	7	3-4	3	3	2	0	0	27
at No. Carolina	2-5	1-2	1-2	6	1-1	4	2	2	0	1	21
at Florida St.	5-11	1-2	0-0	11	0-6	4	1	1	0	0	35
Wake Forest	3-6	1-2	2-2	9	1-2	3	4	3	0	1	26
Oklahoma	6-13	0-1	0-0	12	1-3	2	4	2	0	0	31
at N.C. State	3-10	0-0	2-2	8	4-7	1	7	0	0	1	34
at Clemson	4-9	0-1	0-1	8	2-6	3	2	4	1	1	33
Duke	1-4	0-1	0-0	2	0-3	5	3	3	0	2	36
Virginia	3-6	0-0	3-3	9	2-7	3	3	0	0	2	33
at Ga. Tech	8-14	2-4	0-0	18	0-2	1	6	2	0	1	25
North Carolina	7-13	2-3	0-0	16	4-6	4	4	4	1	3	34
Florida State	5-10	2-3	0-0	12	3-6	2	3	4	0	0	31
at Wake Forest	3-10	2-5	0-0	8	1-6	1	4	3	1	1	33
N.C. State	4-10	1-3	3-3	12	2-7	3	2	4	0	1	30
Clemson	6-13	1-8	0-0	13	2-7	3	5	1	1	2	36
at Duke	4-9	0-2	0-4	8	2-6	4	2	2	0	3	25
at Virginia	2-6	0-1	0-0	4	0-2	4	3	0	1	0	26
NC State-ACC	4-11	0-1	3-4	11	5-9	1	4	1	1	1	30
No. Car.-ACC	7-15	2-5	3-4	19	0-0	2	2	1	0	1	29

### Career Highs

PTS	21	vs Md-Baltimore County (12-1-92)
FGM	9	vs Md Baltimore County (12-1-92) at La Salle (12-12-92)
FGA	15	vs North Carolina (3-12-93)
FG%	.692	vs Md-Baltimore County (12-1-92) at La Salle (12-12-92)
FTM	8	vs Morgan State (12-26-93)
FTA	10	vs Morgan State (12-26-93)
FT%	1.000	numerous occasions
OR	5	N.C. State (3-11-93)
DR	6	at LaSalle (12-12-92) at Florida State (1-13-93)
REBS	9	vs N.C. State (3-11-93)
AST	7	at N.C. State (1-23-93)
STL	3	numerous occasions)
MIN	36	vs Duke (1-30-93) vs Clemson (2-27-93)

## A C C S T A T I S T I C S

YEAR	GP/GS	FGM	FGA	.PCT	3PM	3PA	.PCT	FTM	FTA	.PCT	OR-DR	TR-AVG	AST	TO	BLK	ST	PTS.	AVG
1992-93	16/16	63	144	.438	14	41	.342	17	32	.531	27-51	78-4.9	54	39	5	19	151	9.4
<b>TOTALS</b>	16/16	63	144	.438	14	41	.342	17	32	.531	27-51	78-4.9	54	39	5	19	151	9.4

# MARIO LUCAS


SOPHOMORE, FORWARD

6-8, 230

MEMPHIS, TENNESSEE

#21

**ON LUCAS**— A player who could play a pivotal role for the Terps...he truly began to be a force—both in games and in practice—late in the year...he took some time to get acclimated to the intensity level of college ball, but he showed signs throughout the year that he can be a dominant player at this level...he has good size and strength and the versatility to play any of the three front court positions...his game is most strongly suited, however, for the power forward spot, which is where he will see most of his time...he is an excellent rebounder and has as good a range on his jumper as any of Maryland's inside players...he shot 60 percent from three point range as a freshman...he finished the season as the Terps' first front court player off the bench and will, again, be one of the first subs for the Terps this year if he does not earn a starting role...As a Freshman— Played in 23 games, starting two...he averaged 3.5 points and 2.3 rebounds a game...he had a great start and a great end to the season, nailing five of six field goal attempts for 10 points in just 11 minutes in the second game of the season against West Virginia...then, in the regular-season finale, he scored nine points, grabbed 10 rebounds and blocked three shots at Virginia...in between those games, he played solidly throughout the season, even earning a start-



**1992-93 Season Highs**

**Points**

10 vs. West Virginia & UNC

**Rebounds**

10 vs. Virginia (3-6-93)

**Assists**

1 vs. several opponents

**Steals**

3 vs. Florida State (2-13-93)



ing nod in back-to-back ACC games, against Florida State and at Wake Forest...another outstanding performance came against UNC with 10 points and three rebounds in 25 minutes...he was four of six from the field against Towson State, including three straight buckets late in the first half that seemed to jump start the Terps' offense...for the year, he averaged 12 minutes a game, but played at least 21 minutes in four of his final eight games—testimony to his effectiveness late in the season...High School—Played at Fairley High School, which he led to the city championship three consecutive seasons—a first in Memphis schoolboy history...in his three seasons as a member of the Fairley varsity, the team had a combined won-loss record of 83-18...as a senior, he led Fairley to a 25-8 overall record, the city and district titles...he averaged 14 points, 10 rebounds, 3.5 blocks and shot 48 percent from the field...he was named to the Memphis All-City Team and was an honorable mention selection to the all-state team...he also was a honorable mention McDonald's All-American...as a junior, he averaged 12 points and 10 boards...his high school coach was Sylvester Ford...Personal— Born March 3, 1974...his full name is Mario Deshun Lucas...he is majoring in accounting.


**C A R E E R S T A T I S T I C S**

YEAR	Gp/GS	FGM	FGA	.PCT	3PM	3PA	.PCT	FTM	FTA	.PCT	OR-DR	TR-AVG	PF-DQ	AST	TO	BLK	ST	MIN	PTS.	AVG
1992-93	23/2	30	73	.411	3	5	.600	17	33	.515	18-35	53-2.3	35-0	8	25	9	10	277	80	3.5
TOTALS	23/2	30	73	.411	3	5	.600	17	33	.515	18-35	53-2.3	35-0	8	25	9	10	277	80	3.5

# MARYLAND TERRAPINS

## COACH WILLIAMS ON LUCAS:

"Mario was a very good player for us at times last year. The key to Mario is his ability to play at the same level each day. To be successful, he must be consistent on the court each day."



### Game by Game Statistics

1992-93															
GAME	FG-FGA	3P-3PA	FT-FTA	PTS	OR-TR	PF	AST	TO	BLK	STL	MIN				
Md.-Balt Co.	1-2	0-0	1-2	3	1-3	1	0	0	0	0	3				
at West Virginia	5-6	0-0	0-1	10	0-1	4	0	0	0	0	11				
Md.-Eastern Sh.	0-2	0-0	3-4	3	4-7	2	0	0	1	0	12				
American	0-2	0-0	1-2	1	0-0	1	1	2	0	0	9				
at La Salle	1-1	0-0	0-0	2	0-0	0	1	1	0	0	4				
Towson St.	4-6	0-0	0-0	8	0-0	0	0	0	0	0	8				
Morgan St.	0-0	0-0	2-5	2	1-2	0	0	6	0	1	10				
Louisville	0-0	0-0	0-0	0	0-0	0	0	0	0	0	2				
Howard	2-5	0-0	2-2	6	0-3	1	0	4	1	1	15				
Georgia Tech	3-6	1-1	1-4	8	2-4	1	0	0	0	0	8				
at No. Carolina	1-4	0-0	2-2	4	0-1	0	1	1	0	0	13				
at Florida St.	0-1	0-1	0-0	0	0-0	0	0	1	0	0	3				
Wake Forest	0-0	0-0	0-2	0	0-1	0	0	0	0	0	10				
Virginia	0-2	0-0	2-2	2	1-2	1	0	1	1	0	11				
at Ga. Tech	0-3	0-0	0-0	0	0-1	2	0	0	2	1	14				
North Carolina	4-6	1-1	1-2	10	1-3	3	1	1	0	0	25				
Florida State	1-5	0-0	0-2	2	0-3	3	2	2	0	3	27				
at Wake Forest	1-4	0-0	0-0	2	2-2	3	0	0	0	0	18				
Clemson	0-0	0-0	0-0	0	0-0	0	0	0	0	0	1				
at Duke	1-2	1-1	0-0	3	0-3	4	1	2	1	0	21				
at Virginia	4-9	0-1	1-1	9	4-10	3	0	3	3	1	21				
NC State-ACC	1-4	0-0	0-2	2	1-5	1	0	0	0	1	15				
No. Car.-ACC	1-3	0-0	1-2	3	1-2	4	1	1	0	2	16				

### Career Highs

PTS	10	at West Virginia (12-5-92) vs North Carolina (2-9-93)
FGM	5	at West Virginia (12-5-92)
FGA	9	at Virginia (3-6-93)
FG%	.833	at West Virginia (12-5-92)
FTM	3	vs Md-Eastern Shore (12-7-92)
FTA	5	vs Morgan State (12-26-93)
FT%	1.000	numerous occasions
OR	4	vs Md-Eastern Shore (12-7-92) at Virginia (3-6-93)
DR	6	at Virginia (3-6-93)
REBS	10	at Virginia (3-6-93)
AST	2	vs Florida State (2-13-93)
STL	3	at Wake Forest (2-17-93)
MIN	27	vs Florida State (2-13-93)

## ACC STATISTICS

YEAR	GP/GS	FGM	FGA	.PCT	3PM	3PA	.PCT	FTM	FTA	.PCT	OR-DR	TR-AVG	AST	TO	BLK	ST	PTS.	AVG
1992-93	12/ 2	15	42	.357	3	5	.600	7	15	.467	10-20	30-2.5	5	11	7	5	40	3.3
TOTALS	12/ 2	15	42	.357	3	5	.600	7	15	.467	10-20	30-2.5	5	11	7	5	40	3.3

# JOHNNY RHODES


SOPHOMORE GUARD

6-5, 205

WASHINGTON, DC

#15

**ON RHODES**—Without question, one of the top young guards in the country...there really is no weakness in his game...offensively, he can drive to basket, shoot from long range and dish the basketball with equal effectiveness and effortlessness...defensively, he is super quick and has great anticipation on the court, two qualities which helped him set a school record for steals in a season last year...he was an impact player in his first year in the ACC and now is perched to be a dominant player in the league...he played this summer for the South Team in the U.S. Olympic Festival in San Antonio, Texas...As a Freshman—Played in all 28 games and started 27 in what was one of the most heralded freshman seasons in the last 20 years of the program...he was one of only two unanimous picks to the ACC All-Freshmen first team...he was runner-up to Martice Moore of Georgia Tech for ACC Rookie of the Year...he was named second team Freshman All-American by Basketball Times...he led all league rookies in scoring (14.0 ppg), rebounding (5.2 rpg), steals (2.5 spg), three-pointers made per game (2.1) and three-point percentage (.341), and was second in assists (3.3 apg)...his rebounding average was the best among the ACC's starting guards...his steal average was second overall in the league, and he set a school record for steals in a season with 71...he finished the season as Maryland's third-leading scorer and second leading rebounder, and he is the top returnee for 1993-94 squad in both categories...he started all but one game and scored in double figures in 23 of the 28 contests...he was a three-time ACC Rookie of the Week...he played some of his best ball of the season down the stretch,



**1992-93 Season Highs**

**Points**

26 vs. UMES  
(12-7-92)

**Rebounds**

13 vs. N.C. State  
(3-11-93)

**Assists**

7 vs. La Salle &  
N.C. State

**Steals**

6 vs. Clemson  
(2-24-93)



scoring in double figures in eight of the last nine games and 11 of the final 13...he was selected by USA Today as the top freshman off guard in the country in a midseason rookie review...finished the regular season in grand fashion with a game-high 23 points on 64 percent shooting at Virginia...he had an outstanding ACC Tournament, with a career-high 13 rebounds and seven assists in the first round win over N.C. State...followed that up with a 15-point, five-rebound, three-assist performance against North Carolina in the quarterfinals...he led the team in scoring in seven games and in rebounding twice...his 26-point effort against Maryland-Eastern Shore was the third best scoring total by a freshman in school history...At Maine Central Institute—Averaged 17.7 points, 11.4 assists and 6.7 rebounds a game as the starting point guard...led MCI to a 29-1 record and was the team MVP on a squad that sent all 10 players to NCAA Division I programs...he was named Converse Player of the Year in the state of Maine...his MCI coach was Max Good, who calls Rhodes "the best overall player he has ever coached"...At Dunbar High School—Three-year starter...averaged 24 points, eight rebounds and six assists a game as a senior...led Dunbar to the City title in 1989 and 1990, and to the runner-up spot in 1991...was the City Title Game MVP in 1991...unanimous selection for All-Met and was the Washington Post's Player of the Year in 1991...he was the Capital Team MVP in the 1991 Cap Classic...his high school coach was Michael McLeese...Personal—Born September 13, 1972...his full name is John I.V. Rhodes...he has not yet declared a major.

**C A R E E R S T A T I S T I C S**

YEAR	Gp/GS	FGM	FGA	.PCT	3PM	3PA	.PCT	FTM	FTA	.PCT	OR-DR	TR-AVG	PF-DQ	AST	TO	BLK	ST	MIN	PTS.	AVG
1992-93	28/27	149	355	.420	59	173	.341	35	66	.530	41-104	145-5.2	68-1	91	62	12	71	926	392	14.0
<b>TOTALS</b>	<b>28/27</b>	<b>149</b>	<b>355</b>	<b>.420</b>	<b>59</b>	<b>173</b>	<b>.341</b>	<b>35</b>	<b>66</b>	<b>.530</b>	<b>41-104</b>	<b>145-5.2</b>	<b>68-1</b>	<b>91</b>	<b>62</b>	<b>12</b>	<b>71</b>	<b>926</b>	<b>392</b>	<b>14.0</b>



COACH WILLIAMS ON RHODES:

"Johnny Rhodes came to Maryland as one of the most highly recruited guards in the country as a freshman. He did not disappoint anyone. As a freshman, he had the added pressure of having to score for us — something he did very well. I personally felt that he was the best freshman the Atlantic Coast Conference last year."



**Game by Game Statistics**

1992-93	GAME	FG-FGA	3P-3PA	FT-FTA	PTS	OR-TR	PF	AST	TO	BLK	STL	MIN
Md.-Balt. Co.	6-12	2-7	2-2	16	0-4	2	2	1	0	4	29	
at West Virginia	7-16	3-9	0-0	17	2-5	4	2	2	0	2	28	
Md.-Eastern Sh.	9-13	2-3	6-9	26	1-3	0	0	1	0	2	30	
American	8-13	3-3	1-2	20	2-8	1	4	1	0	2	31	
at La Salle	4-13	2-5	1-2	11	2-6	3	7	2	1	3	35	
Towson St.	2-7	2-5	1-2	7	0-2	1	2	0	0	1	27	
Morgan St.	5-12	2-4	2-2	14	1-6	1	5	1	1	4	26	
Louisville	5-12	4-9	1-5	15	0-4	1	5	1	0	1	38	
Howard	4-10	2-6	1-2	11	0-9	2	3	0	2	3	31	
Georgia Tech	6-18	3-12	0-2	15	3-7	4	3	3	0	5	33	
at No. Carolina	6-15	1-8	0-0	13	0-3	3	2	7	1	2	31	
at Florida St	3-12	2-4	1-2	9	0-4	4	2	3	0	1	35	
Wake Forest	9-15	3-7	0-0	21	1-2	4	3	5	0	3	34	
Oklahoma	3-9	2-5	7-14	15	3-7	4	2	1	0	4	30	
at N.C. State	3-11	0-3	0-0	6	1-5	0	2	1	0	2	38	
at Clemson	6-16	2-9	4-5	18	5-7	4	5	1	0	5	34	
Duke	6-15	2-8	1-1	15	3-5	1	0	1	0	3	36	
Virginia	4-14	3-7	0-0	11	0-3	2	3	2	1	2	38	
at Ga. Tech	2-12	0-4	0-0	4	4-7	4	6	5	0	3	34	
North Carolina	5-12	3-9	0-0	13	1-4	5	4	6	1	2	35	
Florida State	5-14	0-5	0-0	10	3-8	4	4	5	2	2	38	
at Wake Forest	6-11	3-8	1-2	16	2-4	1	2	3	0	2	33	
N.C. State	4-9	1-3	3-6	12	2-5	3	4	4	0	2	31	
Clemson	6-13	2-6	0-2	14	1-2	2	3	1	0	6	37	
at Duke	8-15	2-4	1-2	19	1-4	2	5	0	1	0	33	
at Virginia	9-14	5-8	0-1	23	0-3	3	1	2	1	1	38	
NC State-ACC	2-10	0-5	2-2	6	1-13	3	7	0	1	2	33	
No. Car.-ACC	6-12	3-7	0-1	15	2-5	0	3	3	0	2	30	

**Career Highs**

PTS	26	vs Md-Eastern Shore (12-7-92)
FGM	9	numerous occasions
FGA	18	vs Georgia Tech (1-5-93)
FG%	.692	vs Md-Eastern Shore (12-7-92) vs American (12-10-92)
FTM	7	vs Oklahoma (1-12-93)
3FGM	5	at Virginia (3-6-93)
3FGA	12	vs Georgia Tech (1-5-93)
3FG%	1.000	vs American (12-10-92)
FTA	14	vs Oklahoma (1-12-93)
FT%	1.000	numerous occasions
OR	5	at Clemson (1-26-93)
DR	12	vs N.C. State (3-11-93)
REBS	13	vs N.C. State (3-11-93)
AST	7	at La Salle (12-12-92) vs N.C. State (3-11-93)
STL	6	vs Clemson (2-27-93)
MIN	38	numerous occasions

**A C C S T A T I S T I C S**


YEAR	GP/GS	FGM	FGA	.PCT	3PM	3PA	.PCT	FTM	FTA	.PCT	OR-DR	TR-AVG	AST	TO	BLK	ST	PTS.	AVG
1992-93	16/15	88	216	.478	32	105	.305	11	23	.478	27-46	73-4.6	49	49	7	41	219	13.7
<b>TOTALS</b>	<b>16/15</b>	<b>88</b>	<b>216</b>	<b>.478</b>	<b>32</b>	<b>105</b>	<b>.305</b>	<b>11</b>	<b>23</b>	<b>.478</b>	<b>27-46</b>	<b>73-4.6</b>	<b>49</b>	<b>49</b>	<b>7</b>	<b>41</b>	<b>219</b>	<b>13.7</b>

# KURTIS SHULTZ

JUNIOR, FORWARD  
6-6, 235  
RANDALLSTOWN, MD  
#55

**ON SHULTZ**—Easily the strongest player on the squad...his strength allows him to play much bigger inside than a typical 6-6 player...he is an effective rebounder and low post defender...he possesses a surprisingly accurate outside shot and is an excellent foul shooter...he is extremely coachable...he has accepted his role on this team very well, and is as enthusiastic a member of this team as any player in the program...As a Sophomore—Played in 21 games and averaged 1.6 points and 1.9 rebounds per game...had a big game off the bench against N.C. State with seven points and six boards in a season-high 22 minutes...played 14 huge minutes down the stretch against Oklahoma and more than held his own...had a solid seven-point, four-rebound performance against Howard...As a Freshman—Played in 15 games, including six of the last eight...he averaged 0.8 points and 0.7 rebounds a game...by season's end, he was the second front court player off the bench after John Walsh...his best outing of the year came in Maryland's ACC Tournament win over Clemson, when he was six of six from the line and finished the game with six points, four rebounds, one assist and one steal in 12 minutes of action...in that Clemson game, both Evers Burns and Chris Kerwin had three first-half fouls and eventually both fouled out of the game, necessitating that Shultz see more playing time late in that close game than in any similar circumstance all sea-

son...he also effectively subbed for foul-plagued Burns and Kerwin in the Terps' huge win at Florida State, recording a season-high 13 minutes...he scored three points and grabbed two rebounds in 10 minutes versus UNC-Greensboro...High School—Played his final two seasons at DeMatha High School...he began his prep career at McDonough High in Baltimore, but transferred to DeMatha after two seasons...he led the Stags to a third place city finish as a junior and the city's No. 2 spot as a senior, when he averaged 12 points and 12 rebounds a game...he averaged six points and seven rebounds as DeMatha's starting center his junior year...at McDonough, he started both years in basketball and also played tight end and defensive end for the football team...Personal—Born March 10, 1972...his full name is Kurtis William Shultz...he originally committed to attending the U.S. Naval Academy, but never enrolled fulltime at the Academy...after his Plebe Summer, he decided to resign his appointment and did not attend college during the 1990-91 academic year...during his year off, he worked as a substitute teacher in Baltimore County and worked on sharpening his game...also during his year off out of school he got involved in body building and bench pressed as much as 290 pounds during that time...he also has the largest feet on the team, strapping on size 18 Nikes...his father, Ron, is the athletic director at Dundalk High School.



**1992-93 Season Highs**

- Points**  
7 vs. several opponents
- Rebounds**  
6 vs. N.C. State (2-24-93)
- Assists**  
3 vs. American (12-10-92)



**C A R E E R S T A T I S T I C S**

YEAR	GP/GS	FGM	FGA	.PCT	3PM	3PA	.PCT	FTM	FTA	.PCT	OR-DR	TR-AVG	PF-DQ	AST	TO	BLK	ST	MIN	PTS.	AVG
1992-93	21/0	13	37	.351	2	5	.400	5	8	.625	17-22	39-1.9	15-0	5	7	2	2	172	33	1.6
1991-92	15/0	2	6	.333	0	0	.000	8	12	.667	4- 6	10-0.7	5-0	3	3	0	1	63	12	0.8
TOTALS	36/0	15	43	.349	2	5	.400	13	20	.650	21-28	49-1.4	20-0	8	10	2	3	235	45	1.3

# MARYLAND TERRAPINS

## COACH WILLIAMS ON SHULTZ:

"Kurtis has worked very hard to be able to compete in this league. During his freshman year, his free throws allowed Maryland to beat Clemson in the ACC Tournament. He will be counted on this year to make a positive impact on the program."



### Game by Game Statistics

1992-93															
GAME	FG-FGA	3P-3PA	FT-FTA	PTS	OR-DR	PF	AST	TO	BLK	STL	MIN				
Md.-Balt. Co	0-1	0-0	0-0	0	0-1	0	0	0	0	0	5				
at West Virginia	1-1	0-0	0-0	2	0-0	0	0	0	0	0	1				
Md.-Eastern Sh.	0-2	0-0	2-2	2	1-4	1	0	0	0	0	8				
American	0-1	0-0	0-0	0	1-5	0	3	0	1	0	11				
at La Salle	0-1	0-0	2-4	2	1-1	2	1	0	0	0	7				
Towson St.	1-1	0-0	0-1	2	0-2	0	0	0	0	0	8				
Morgan St.	3-7	0-0	1-1	7	2-2	0	0	0	0	0	10				
Howard	3-4	1-1	0-0	7	3-4	3	0	1	0	1	15				
Georgia Tech	1-2	0-1	0-0	2	1-2	0	0	0	0	0	2				
at No. Carolina	0-1	0-0	0-0	0	1-2	0	0	0	0	0	3				
at Florida St.	0-1	0-0	0-0	0	0-0	1	1	2	0	0	7				
Oklahoma	0-1	0-0	0-2	0	0-1	3	0	0	0	0	14				
at N.C. State	0-0	0-0	0-0	0	0-0	1	0	0	0	0	9				
at Clemson	1-5	0-0	0-0	2	3-4	1	0	2	0	1	18				
North Carolina	0-0	0-0	0-0	0	0-0	0	0	0	0	0	2				
at Wake Forest	0-2	0-1	0-0	0	1-1	0	0	0	0	0	7				
N.C. State	3-5	1-1	0-0	7	1-6	1	0	1	0	0	22				
Clemson	0-1	0-1	0-0	0	1-3	1	0	1	1	0	11				
at Virginia	0-1	0-0	0-0	0	1-1	0	0	0	0	0	5				
NC State-ACC	0-0	0-0	0-0	0	0-0	0	0	0	0	0	1				
No. Car.-ACC	0-0	0-0	0-0	0	0-0	1	0	0	0	0	6				
1991-92															
Game	FG-FGA	3P-3PA	FT-FTA	PTS	OR-TR	PF	A	TO	BLK	STL	MIN				
Mt. St. Mary's	0-0	0-0	0-0	0	0-0	0	1	0	0	0	4				
Md.-Eastern Shore	1-1	0-0	1-2	3	0-1	1	0	1	0	0	5				
American	0-1	0-0	0-0	0	0-1	0	0	0	0	0	3				
Rider College	0-0	0-0	0-0	0	0-0	0	0	0	0	0	1				
at No. Carolina	0-0	0-0	0-0	0	0-0	0	0	0	0	0	1				
Wake Forest	0-0	0-0	0-0	0	0-0	0	0	0	0	0	2				
Clemson	0-0	0-0	0-0	0	0-0	0	0	0	0	0	1				
at Florida State	0-1	0-0	0-0	0	1-1	0	0	1	0	0	13				
Georgia Tech	0-0	0-0	0-0	0	0-0	0	0	0	0	0	1				
at Duke	0-1	0-0	0-1	0	0-1	1	1	1	0	0	4				
at Clemson	0-0	0-0	0-0	0	0-0	0	0	0	0	0	2				
UNC-Greensboro	1-1	0-0	1-3	3	1-2	1	0	0	0	0	10				
Virginia	0-0	0-0	0-0	0	0-0	0	0	0	0	0	1				
Clemson(ACC)	0-1	0-0	6-6	6	2-4	2	1	0	0	1	12				
Duke(ACC)	0-0	0-0	0-0	0	0-0	0	0	0	0	0	3				

### Career Highs

PTS	7
numerous occasions	
FGM	3
numerous occasions	
FGA	7
vs Morgan State (12-26-93)	
FG%	.750
vs Howard (1-2-93)	
FTM	6
vs Clemson (3-12-93)	
FTA	6
vs Clemson (3-12-93)	
FT%	1.000
vs Clemson (3-12-93)	
OR	3
vs Howard (1-2-93)	
at Clemson (1-26-93)	
DR	5
vs N.C. State (2-24-93)	
REBS	6
vs N.C. State (2-24-93)	
AST	3
vs American (12-10-93)	
STL	1
numerous occasions	
MIN	22
vs N.C. State (2-24-93)	



*Kurtis Shultz*

## ACC STATISTICS

YEAR	GP/GS	FGM	FGA	.PCT	3PM	3PA	.PCT	FTM	FTA	.PCT	OR-DR	TR-AVG	AST	TO	BLK	ST	PTS.	AVG
1991-92	8/ 0	0	2	.000	0	0	.000	0	1	.000	1- 1	2-0.3	1	2	0	0	0	0.0
1992-93	10/ 0	5	18	.278	1	4	.250	0	0	.000	9-10	19-1.9	1	6	1	1	11	1.1
<b>TOTALS</b>	<b>10/ 0</b>	<b>5</b>	<b>20</b>	<b>.250</b>	<b>1</b>	<b>4</b>	<b>.250</b>	<b>0</b>	<b>1</b>	<b>.000</b>	<b>10-11</b>	<b>21-2.1</b>	<b>2</b>	<b>8</b>	<b>1</b>	<b>1</b>	<b>11</b>	<b>1.1</b>

# DUANE SIMPKINS


SOPHOMORE, POINT GUARD

6-0, 173

FORT WASHINGTON, MD

#10

**ON SIMPKINS**— After one season as the back-up, he is expected to be given the on-court controls of the Terps this year as the team's starting point guard...he is a quintessential point guard...he is a team leader both on and off the floor...on the court, he consistently makes those around him better...he and Johnny Rhodes are the two best passers on the team...he is adept at driving to the basket and dishing off at the most opportune moment and he can hit the open jumper when defenses sag against him...he benefited greatly from the opportunity to play with Kevin McLinton and to watch how the former Terp point guard always tried to dictate the tempo of a game at crucial junctures...he traveled to Spain in early summer and played with a group of collegiate all-stars against some of Europe's best teams...As a Freshman—Played in all 28 games, averaging 2.9 points, 1.1 rebounds and 2.4 assists a game...he was playing his best basketball of the year at season's end...in his first ACC Tournament he shined, scoring a season-high 14 points against N.C. State in the first round win and scoring eight points and dishing for a team-high six assists in the quarterfinal loss to UNC...his 67 assists on the year was the fourth-best total on the team, and tops among non-starters...in the regular season finale, he had five points and five assists in just 19 minutes at Virginia...he suffered a fracture of the orbit (the socket surrounding his right eye) in practice before the N.C. State game in Raleigh and that injury limited his minutes against State and in the first game with Clemson...he came back against Duke



**1992-93 Season Highs**

**Points**  
14 vs. N.C. State  
(3-11-93)

**Rebounds**  
3 vs. several  
opponents

**Assists**  
6 vs. several  
opponents

**Steals**  
2 vs. several  
opponents



with a regular season high 22 minutes as the Terps effectively used a small lineup against the Blue Devils...he was on the court down the stretch against Louisville, after Kevin McLinton was lost to fouls, and again in crunch time against Oklahoma...against OU, he calmly sank five of six free throws to secure the upset win...High School—Played at DeMatha High School...as a senior, he led the Stags to a second consecutive City Championship and a No. 3 national ranking...he averaged 15 points, six assists and four steals a game, while shooting 57 percent from the field and 72 percent from the line...directed DeMatha to a 31-2 overall mark...he was the MVP of the City Championship Game for the second consecutive year...he was a Parade All-American and a McDonald's All-American...he was DeMatha's senior MVP—an award that previously has gone to the likes of Danny Ferry, Adrian Dantley, and Gary Ward to name a few...as a junior, he averaged 10 points, six assists and three steals, leading the Stags to a 30-0 record and the City League title...as a sophomore, he became the youngest starting point guard in the heralded history of DeMatha, and directed the team to a 26-8 record...he was the first freshman guard to earn varsity status in DeMatha history...in his three years as the starter, DeMatha was a combined 87-10...his high school coach was Morgan Wootten...Personal—Born April 9, 1974...his full name is Duane Vance Simpkins...he is still undecided about his major.

**C A R E E R S T A T I S T I C S**

YEAR	Gp/GS	FGM	FGA	.PCT	3PM	3PA	.PCT	FTM	FTA	.PCT	OR-DR	TR-AVG	PF-DQ	AST	TO	BLK	ST	MIN	PTS.	AVG
1992-93	28/ 0	22	76	.290	7	27	.259	31	43	.720	3-28	31-1.1	44- 0	67	55	2	19	304	82	2.9
1992-93	28/ 0	22	76	.290	7	27	.259	31	43	.720	3-28	31-1.1	44- 0	67	55	2	19	304	82	2.9

# MARYLAND TERRAPINS

## COACH WILLIAMS ON SIMPKINS:

"Duane was limited in his playing time last season because of Kevin McLinton. This year he has the first shot at the point guard position. Duane really matured during his first year at Maryland and physically he is a lot stronger. He played for the legendary Morgan Wooten at DeMatha High School."



### Game by Game Statistics

1992-93

GAME	FG-FGA	3P-3PA	FT-FTA	PTS	OR-DR	PF	AST	TO	BLK	STL	MIN
Md.-Balt. Co.	1-4	0-1	3-4	5	0-0	2	5	3	0	1	18
at West Virginia	0-0	0-0	0-0	0	0-0	1	1	1	0	0	11
Md.-Eastern Sh.	0-0	0-0	2-2	2	0-2	2	5	3	0	1	16
American	1-2	0-0	4-7	6	0-0	0	4	3	0	1	14
at La Salle	0-1	0-0	0-0	0	0-1	0	2	1	0	0	6
Towson St.	0-1	0-0	0-0	0	0-1	0	0	3	0	0	10
Morgan St.	2-5	1-1	0-0	5	1-3	1	0	2	0	1	17
Louisville	1-2	1-1	2-2	5	0-2	2	1	2	0	1	15
Howard	1-1	1-1	2-2	5	0-3	1	6	2	0	2	17
Georgia Tech	2-7	1-4	1-4	6	0-0	0	3	1	0	1	19
at No. Carolina	2-5	0-1	0-0	4	2-3	1	2	2	0	2	18
at Florida St.	0-1	0-1	0-0	0	0-1	4	2	2	0	1	9
Wake Forest	0-4	0-0	0-0	0	0-1	2	2	1	0	1	15
Oklahoma	0-1	0-1	5-6	5	0-3	4	3	3	0	2	18
at N.C. State	0-1	0-1	0-0	0	0-0	2	0	1	0	0	1
at Clemson	0-3	0-2	0-1	0	0-1	1	0	2	1	1	7
Duke	2-7	0-1	2-2	6	0-1	4	6	4	0	0	22
Virginia	0-2	0-1	0-0	0	0-0	0	0	0	0	0	8
at Ga. Tech	0-2	0-2	0-0	0	0-1	1	2	3	0	0	20
North Carolina	1-2	0-0	0-1	2	0-0	1	1	1	0	0	9
Florida State	0-2	0-0	0-0	0	0-0	1	1	4	0	1	13
at Wake Forest	0-1	0-0	0-0	0	0-0	0	2	0	0	0	3
N.C. State	0-0	0-0	2-2	2	0-3	2	1	1	0	0	10
Clemson	1-2	0-1	0-0	2	0-0	1	0	0	0	0	4
at Duke	0-1	0-0	0-0	0	0-0	4	6	3	0	0	16
at Virginia	2-7	0-2	1-2	5	0-2	2	5	2	2	1	19
NC State-ACC	3-4	2-3	6-6	14	0-2	2	1	1	0	1	21
No. Car.-ACC	3-8	1-3	1-2	8	0-1	3	6	4	0	2	25

### Career Highs

PTS	14	vs N.C. State (3-11-93)
FGM	3	vs N.C. State (3-11-93)
FGA	7	numerous occasions
FG%	.750	vs N.C. State (3-11-93)
FTM	6	vs N.C. State (3-11-93)
FTA	7	vs American (12-10-92)
FT%	1.000	vs N.C. State (3-11-93)
OR	2	at North Carolina (1-9-93)
DR	3	numerous occasions
REBS	3	numerous occasions
AST	6	numerous occasions
STL	2	numerous occasions
MIN	25	vs North Carolina (3-12-93)

## A C C S T A T I S T I C S

YEAR	GP/GS	FGM	FGA	.PCT	3PM	3PA	.PCT	FTM	FTA	.PCT	OR-DR	TR-AVG	AST	TO	BLK	ST	PTS.	AVG
1992-93	16/ 0	10	47	.213	1	16	.060	6	12	.500	2-11	13-0.8	33	27	2	7	27	1.7
<b>TOTALS</b>	<b>16/ 0</b>	<b>10</b>	<b>47</b>	<b>.213</b>	<b>1</b>	<b>16</b>	<b>.060</b>	<b>6</b>	<b>12</b>	<b>.500</b>	<b>2-11</b>	<b>13-0.8</b>	<b>33</b>	<b>27</b>	<b>2</b>	<b>7</b>	<b>27</b>	<b>1.7</b>

# JOHN WALSH


JUNIOR FORWARD

6-8, 221

WEST ISLIP, NY

#24

**ON WALSH**—In terms of games played, he is the Terps most veteran player and will be looked upon to carry a leadership role for this team...he has good size and strength to play either of the forward positions...he runs the floor well and is a fundamentally sound player with excellent mechanics...he spends a lot of time working on his game...improvement in his all-around consistency will be the key factor in his playing time this year...if he can come off the bench with consistent defensive effort and work properly within the offensive scheme he will see valuable minutes for the Terps...As a Sophomore—Played in 25 games and averaged 2.5 points and 1.4 rebounds a contest...he played a season-high 16 minutes against North Carolina...he scored a season-high seven points against Howard and grabbed a season-best six rebounds at West Virginia...he had six points at Florida State in what was a return to the site of arguably his best game as a freshman...he was the team's second-best free throw shooter at 79.3 percent...As a Freshman—Played in 23 games, which tied with Wayne Bristol for the most appearances among the freshman class...by the end of the season, he was the team's sixth man...he averaged 2.4 points and 1.8 rebounds in just under nine minutes a game...he scored a career-high 10 points and grabbed six rebounds in Maryland's huge win at Florida State, and he was inserted into the line-up more liberally after that game...against Duke in the season finale, he



**1992-93 Season Highs**

**Points**

7 vs. Howard (1-2-93)

**Rebounds**

6 vs. West Virginia (12-5-92)

**Assists**

1 vs. several opponents



grabbed a season-high nine boards...one of his best all-around games was a seven-point, seven-rebound outing against UNC-Greensboro...he played at least 13 minutes in five of the last six games of the season, evidence of his value to the team down the stretch...for the season, he shot 40 percent from the field and 75 percent from the line...High School—Played his senior season at St. Thomas More Prep in Oakdale, Conn...he averaged 18 points, 11 rebounds and four assists a game and led St. Thomas to a 19-10 overall record and a fourth-place finish in the New England Championships...his coach at St. Thomas More, Jerry Quinn, raved about his work ethic...prior to enrolling at St. Thomas More, he competed for West Islip High School, which is in the same Long Island, N.Y. league that produced former N.C. State standout Tom Gugliotta...at West Islip, he started for three seasons and was his team's leading scorer as both a sophomore and junior...he averaged 19 points and 10 rebounds as a sophomore and 26 points, 12 rebounds and 6 assists a game as a junior...Personal—Born October 25, 1972...his full name is John David Walsh...his father is the former coach at Babylon High School on Long Island, and produced such notable college players as Chris Burst (UNC) and Matt Burst (St. John's)...he is the middle of three children...his older sister, Laura, graduated from Providence, and his younger sister, Sarah, currently is a sophomore at PC.

**C A R E E R S T A T I S T I C S**

YEAR	GP/GS	FGM	FGA	.PCT	3PM	3PA	.PCT	FTM	FTA	.PCT	OR-DR	TR-AVG	PF-DQ	AST	TO	BLK	ST	MIN	PTS.	AVG
1992-93	25/0	18	55	.327	3	9	.333	23	29	.793	16-19	35-1.4	23-0	10	6	2	8	177	62	2.5
1991-92	23/0	19	48	.396	2	6	.333	15	20	.750	19-22	41-1.8	25-0	8	10	1	5	202	55	2.4
TOTALS	48/0	37	103	.359	5	15	.333	38	49	.776	35-41	76-1.6	48-0	18	16	3	13	379	117	2.4

# MARYLAND TERRAPINS

## COACH WILLIAMS ON WALSH:

"John came off of a good freshman year and was slowed by back surgery before the season began. The back surgery never allowed him to realize his potential as a sophomore. This year, we are going to see a lot out of him and we look for big contributions to the program."



### Game by Game Statistics

1992-93																
GAME	FG-FGA	3P-3PA	FT-FTA	PTS	OR-DR	PF	AST	TO	BLK	STL	MIN					
Md.-Balt. Co.	0-4	0-1	0-0	0	0-1	1	1	0	0	0	13					
at West Virginia	0-4	0-0	3-4	3	4-6	0	1	1	0	0	12					
Md.-Eastern Sh.	1-4	0-0	0-0	2	0-2	1	0	1	0	0	8					
American	1-2	0-0	0-0	2	0-2	4	0	2	1	1	13					
at La Salle	3-4	0-0	0-0	6	0-1	1	0	0	0	1	11					
Towson St.	1-2	0-1	2-2	4	1-2	0	1	1	0	0	8					
Morgan St.	2-5	0-0	1-2	5	2-3	1	0	0	0	1	7					
Louisville	1-2	0-0	0-0	2	0-0	1	1	0	0	0	9					
Howard	2-4	0-1	3-3	7	2-2	1	1	1	0	0	8					
Georgia Tech	0-0	0-0	0-0	0	0-0	0	0	0	0	0	1					
at No. Carolina	0-2	0-1	2-2	2	1-1	3	1	0	0	2	16					
at Florida St.	1-4	1-1	3-3	6	0-0	0	1	0	0	1	9					
Wake Forest	0-1	0-1	0-0	0	0-1	0	0	0	0	1	7					
Oklahoma	1-1	0-0	0-2	2	0-1	2	1	1	0	0	7					
at N.C. State	0-0	0-0	0-0	0	0-0	1	0	0	0	0	4					
Duke	0-1	0-0	3-4	3	1-1	2	1	0	1	0	9					
Virginia	1-3	0-0	2-2	4	1-3	0	0	0	0	0	4					
North Carolina	0-0	0-0	0-0	0	0-0	0	0	0	0	0	2					
Florida State	0-0	0-0	0-0	0	0-1	1	0	0	0	0	5					
at Wake Forest	1-1	1-1	2-2	5	1-1	3	0	0	0	0	3					
N.C. State	1-1	0-0	0-0	2	0-1	0	0	0	0	0	1					
at Duke	1-3	1-1	0-0	3	1-2	0	1	0	0	0	7					
at Virginia	1-4	0-0	1-1	3	1-3	1	0	0	0	0	6					
NC State-ACC	0-2	0-0	1-2	1	0-0	0	1	0	0	0	4					
No. Car.-ACC	0-1	0-1	0-0	0	0-1	1	0	0	0	0	7					
1991-92																
GAME	FG-FGA	3P-3PA	FT-FTA	PTS	OR-DR	PF	AST	TO	BLK	STL	MIN	DR	REBS	AST	STL	MIN
Mt. St. Mary's	0-0	0-0	0-0	0	0-0	0	0	0	0	0	1	6	6	4	2	29
Md.-Eastern Shore	0-2	0-1	2-2	2	2-3	0	0	1	0	0	7	vs Duke (3-13-92)				
American	0-0	0-0	0-0	0	0-0	0	0	0	0	0	1	REBS	6			
Providence	0-0	0-0	0-0	0	0-0	0	0	0	0	0	1	at West Virginia (12-5-93)				
at Ga. Tech	0-1	0-0	0-0	0	0-0	0	0	0	0	0	1	AST	4			
Duke	0-1	0-0	0-0	0	1-2	0	0	0	0	0	1	vs N.C. State (2-13-92)				
at N.C. State	0-0	0-0	0-0	0	0-0	1	0	0	0	0	1	STL	2			
at No. Carolina	0-0	0-0	0-0	0	0-0	0	0	0	0	0	1	numerous occasions				
Florida State	0-0	0-0	0-0	0	0-0	0	0	0	0	0	1	MIN	29			
Wake Forest	0-1	0-0	0-0	0	0-0	0	0	0	0	0	3	at Florida State (2-5-92)				
Clemson	0-3	0-1	2-2	2	2-2	0	0	1	0	0	10					
at Virginia	1-2	0-0	1-1	3	0-0	2	0	0	0	0	15					
at Florida State	2-6	1-1	5-6	10	3-6	4	1	2	0	2	29					
Georgia Tech	0-3	0-0	0-1	0	0-0	3	1	0	0	0	11					
N.C. State	1-2	0-0	2-2	4	0-1	2	4	0	0	0	10					
at Duke	2-2	1-1	0-0	5	0-0	1	0	1	0	0	8					
at Clemson	2-2	0-0	0-1	4	0-1	1	0	0	0	0	9					
UNC-Greensboro	3-8	0-1	1-2	7	4-7	2	1	2	0	1	20					
North Carolina	2-2	0-0	1-2	5	0-2	1	0	0	0	0	17					
at Wake Forest	2-2	0-0	0-0	4	0-1	0	0	1	0	0	8					
Virginia	1-2	0-0	0-0	2	1-3	2	0	1	1	0	13					
Clemson(ACC)	1-4	0-1	1-1	3	3-4	2	0	0	0	2	17					
Duke(ACC)	2-5	0-0	0-0	4	3-9	4	1	1	0	0	1					

### Career Highs

PTS	10
vs Florida State (2-5-92)	
FGM	3
at La Salle (12-12-92)	
vs UNC-Greensboro (2-25-92)	
FGA	8
vs UNC-Greensboro (2-25-92)	
FG%	1.000
numerous occasions	
FTM	5
vs Florida State (2-5-92)	
FTA	6
vs Florida State (2-5-92)	
FT%	1.000
numerous occasions	
OR	4
vs UNC Greensboro (2-25-92)	
at West Virginia (12-5-92)	
DR	6
vs Duke (3-13-92)	
REBS	6
at West Virginia (12-5-93)	
AST	4
vs N.C. State (2-13-92)	
STL	2
numerous occasions	
MIN	29
at Florida State (2-5-92)	

## A C C S T A T I S T I C S

YEAR	GP/GS	FGM	FGA	.PCT	3PM	3PA	.PCT	FTM	FTA	.PCT	OR-DR	TR-AVG	AST	TO	BLK	ST	PTS.	AVG
1991-92	16/ 0	19	48	.396	2	6	.333	15	20	.750	19-22	41-1.8	8	10	1	5	55	2.4
1992-93	13/ 0	6	20	.300	3	5	.600	13	14	.929	6- 8	14-1.1	4	0	1	5	28	2.2
<b>TOTALS</b>	<b>29/ 0</b>	<b>25</b>	<b>68</b>	<b>.367</b>	<b>5</b>	<b>11</b>	<b>.454</b>	<b>28</b>	<b>34</b>	<b>.823</b>	<b>25-30</b>	<b>55-1.9</b>	<b>12</b>	<b>10</b>	<b>2</b>	<b>10</b>	<b>83</b>	<b>2.9</b>

# KEITH BOOTH


FRESHMAN/FORWARD

6-6, 210

BALTIMORE, MD

#22

**ON BOOTH**—One of the most nationally sought-after recruits in the storied history of Baltimore prep basketball...his game is so versatile he could wind up playing any of three positions regularly...he has three-point range on his jumper and is tremendously strong and efficient when working from the low post...his defensive abilities have Maryland coaches excited about the prospects of his presence on the press...**High School**—Attended Dunbar High School, where he was a three-year starter...as a senior, he was a first team McDonald's High School All-American and played in the national All-America game in Memphis, Tenn....he also was a second team Parade All-American...he averaged 21 points, 10 rebounds and four assists as a senior, leading the Poets to the Maryland Class A state championship...he was the Maryland state Player of the Year, the *Baltimore Sun* area Player of the Year and the City of Baltimore's Mr. Basketball...he was a four-year varsity player and a three-year starter, earning first team all-Met by the Sun as both a junior and a senior...as a junior, he averaged 19.5 points, 11.8 rebounds and four assists and led Dunbar to a 29-0 record and the mythical high school national title...he played for the Capital All-Stars in the annual Cap Classic...his high school coach was Pete Pompey...he signed during the spring ('93) signing period...**Personal**—Born October 9, 1974...his full name is Keith Eugene Booth II...he goes by the nickname "Turk"...he is the first cousin of University of Massachusetts sophomore Donte Bright.



#### Coach on Booth:

"Keith possess a lot of different skills - he is not a one dimensional player. I think he can be a great team player because of his ball handling, rebounding and scoring skills. He was the best high school player in the state of Maryland last season."





# NICK BOSNIC


FRESHMAN/FORWARD

6-7, 200

UNIONTOWN, PA


#30

**ON BOSNIC**—Could be the surprise recruit from Maryland's exceptional Class of '97...he was originally recruited because of his dead-eye accuracy from three-point, but as the coaches continued to watch him play they were intrigued by his athletic ability...he won the slam dunk contest during the 1993 Dapper Dan Festival...what he might lack in quickness he more than makes up for in hustle, determination and court savvy...High School—Attended Laurel Highlands High School...he was a four-year starter, and the team's leading scorer his last three seasons...as a senior, he averaged 29 points, 12 rebounds, four assists and four blocks a game...he led Laurel Highlands to a 23-0 regular season record in 1992-93...he was named by the *Pittsburgh Post-Gazette* to its Fab Five team, recognizing the top five prep players in Western Pennsylvania...he was a second-team all-state pick...in his four years of varsity competition, he totaled 1,936 career points—the Laurel Highlands school record...he averaged 30 points a game as a junior, 23 as a sophomore and 11 as a freshman...he earned all-county honors all four seasons...his high school coach was Mark John...Personal—Born June 5, 1974...his full name is Nicholas Earl Bosnic.



**Coach on Bosnic:**

"Nick is a legitimate three-point shooter with deceptive physical abilities. I look for Nick to really add to the team with his outside shooting and defensive abilities this season."



# MATT KOVARIK


FRESHMAN GUARD

6-4, 180

GREENSBORO, NC

#11

**ON KOVARIK**—The Terps final signee in 1993, accepting Maryland's scholarship offer near the conclusion of the spring signing period...his game is suited to either guard spot, but he probably will see most of his action at the point, where he is expected to back-up Duane Simpkins this season...like classmate Nick Bosnic, he has a great eye from the outside and should have plenty of opportunity to display that range this season...he is an excellent athlete who had college scholarship offers for soccer as well as basketball...High School—Attended Grimsley High School...he was a first team all-state pick in North Carolina and the Guilford County Player of the Year...as a senior, he averaged 19.7 points, 4.8 rebounds and 3.2 assists a game...he shot 51.1 percent from the field, while hitting 39 percent of his three-point attempts...he led Grimsley to a 21-7 record in 1992-93...as a junior, he averaged 12 points a game and led the Whirlies to a 20-7 mark...he was team MVP and an all-conference and all-county pick as both a junior and senior...he was a three-year starter at Grimsley...his high school coach was Robin Lincks...Personal—Born January 24, 1975...his full name is Matthew George Kovarik.



#### Coach on Kovarik:


"Matt is a combination type of guard — he is not just a point guard or a shooting guard — but a combination of both. He is also a very good athlete as evidenced by being All-State in soccer as well as basketball."



# MATT RAYDO

FRESHMAN, GUARD  
 5-10, 160  
 FT. LAUDERDALE, FL  
 #3

**ON RAYDO**—A walk-on who was added to the roster on the first day of practice, October 30...is a hard working, all-out hustle type of player who will help the Terps...has a tremendously strong work ethic and gives 100 percent each time he steps onto the court...has a good eye for the basket and can consistently hit the three point shot...High School — Attended Cardinal Gibbons High School where he earned honorable mention All-State honors following his senior season...was a second team all-county selection, also, following his senior year...he averaged 18.7 points and 9.5 assists while leading Broward County in assists and finishing fifth in the county in scoring...Gibbons won the district championship and advanced to the sectional finals his sophomore season...started three years on the varsity and was team captain his junior and senior seasons...his high school coach was Mark Wilson...showed his athleticism as he was a member of the Gibbons football team playing defensive back and wide receiver...set a school record for interceptions and was a second-team all-county selection as a senior...also a member of the golf team with a seven handicap. Personal — Born December 1, 1974...his full name is Matthew Todd Raydo...considered Boston College, Miami (Fl), Jacksonville and Florida Southern as well as Maryland.



**Coach on Kovarik:**

"Matt will help us in practice with his ball handling and defensive skills."



# JOE SMITH


FRESHMAN, CENTER/FORWARD

6-9 1/2, 220

NORFOLK, VA

#32

**ON SMITH**—Because of his size and the position he plays, he might ultimately have the most impact of any of Maryland's newcomers...he can play center or power forward—two positions at which Maryland must find replacements for graduated starters...he is an outstanding defensive player, who coaches think could develop into an awesome shot blocker...he possesses excellent strength and will undoubtedly benefit from Maryland's conditioning program...played for the Virginia All-Stars AAU team and led that squad to the championship of the prestigious Boston Shootout in mid-June...he was named MVP of that tournament, outshining several more highly-touted college freshmen-to-be (Joey Beard, Duke; Jeff Shepard, Kentucky; Charles O'Bannon, UCLA; and Randy Livingston, LSU)...in 1992, he played for the Boo Williams AAU team that won the national title and he was named one of 10 AAU All-Americans...he played in the Cap Classic, helping lead the Capital All-Stars to a two-point upset win...High School—Attended Maury High School...he was a third team 1993 Parade All-American...as a senior, he averaged 20.8 points, 14.2 rebounds and 4.5 blocks per game...he shot 61.3 percent from the field...he was a first-team all-state pick and the Virginian-Pilot Player of the Year...he also earned Player of the Year honors from the Norfolk Sports Club...as a junior, he averaged 16.6 points and 16.2 rebounds and shot 62.4 percent from the field...he started all four years...he was all-Tidewater Area and all-Eastern District as both a junior and senior...his high school coach was Jack Baker...Personal—Born July 26, 1975...his full name is Joseph Leynard Smith.



#### Coach on Smith:


"Joe was one of the most talented inside players in high school by the end of his senior year. He was the Most Valuable Player of the Boston Shootout in the spring of 1993. He brings the rare abilities of shot blocking and quickness to a player who is 6-9 1/2. He has great potential at the University of Maryland."



---

# THIS IS MARYLAND

---





**December 2, 1955**  
**Cole Field House Dedication**  
**Maryland 67, Virginia 55**

## COLE FIELD HOUSE

When college basketball was achieving its most expansive growth - from the late 1950's to the 1970's - there was one gymnasium on the East Coast that sat as many as 12,000 fans. Cole Field House epitomized the new big time, main event status of college basketball, the sport of network television and the emerging legends. It stands today as a building that faces cosmetic renewal over the next several years, but Cole's charm and charisma will not be tampered with; there was not a bad seat on Dec. 2, 1955 when it was dedicated in a game against Virginia, and there is not a better place to watch a game today. Only in a building like Cole, where history has routinely been made, can one feel the echo of tradition, and experience, even in an empty Cole, the electricity generated by buzzer beaters and a thousand slam dunks.

Cole was dedicated as the Student Activities Center, a \$3.3 million project that was erected under the tutelage of Board of Regents Chair, Judge William P. Cole Jr., and President Wilson Elkins. A year after the dedication, the building was named in honor of Cole, who served on the Board of Regents for 25 years.

Although Cole has remained the same basketball hall it was built to be, there have been refinements. Scoreboards were installed recently that not only tell the fan what the score is, but also how loud they are cheering. A new floor design was added in 1991. Cole's seating base grew from its original base, and 14,500 fans can now root for the Red and White at any game.

In the past two years, Cole's interior has undergone numerous changes. The concourse has been painted; both sky boxes along the east and west sides of the arena have been upgraded; a new weight room for use by the basketball teams was constructed; the academic support suite has been renovated; a new sound system installed and the concession facilities improved.

New to Cole this year is a refurbished main lobby and 29 banners within the arena area.

Following the 1994 season, the men's locker room area will be enhanced. Included in the plans are doubling the space of the player's locker room while constructing team meeting and coaches lounges. Future plans include improving the women's basketball lockerrooms and constructing of a facility for the volleyball team.

As Championships were awarded over the years, Cole got some of the best. The 1966 and 1970 Men's Basketball Final Fours were held here. In 1990 the first and second rounds of the Eastern Regionals were held in Cole Field House. The NCAA Wrestling Championships were held here in 1960, 1972, 1978, 1987 and 1990 and the NCAA Women's Volleyball Championship took place here in 1990.

Cole Field House is home to most of the athletic department offices, and yearly host to thousands who visit just to see where so much hoop history has been made.



**Maryland's 1955-56 team was the first to call Cole Field House home. The team was coached by H.A. "Bud" Millikan and it compiled a 9-5 record in the field house during the inaugural season.**

### Cole Field House Highlights

- 1955** Cole Field House dedicated at the cost of \$3.3 Million. Maryland defeats Virginia, 67-55 on Dec. 2 in the first game in the new facility.
- 1958** Cole is home to the Atlantic Coast Conference champions.
- 1966** Cole plays host to the NCAA Final Four. In the semifinals, Kentucky defeats Duke and Texas El Paso defeats Utah. Texas El-Paso then defeats Kentucky in one of the most memorable championship games in history.
- 1970** Cole plays host to the NCAA Final Four for the second time. Jacksonville defeats St. Bonaventure and UCLA defeats New Mexico State in the semifinals. UCLA then defeats Jacksonville as Sidney Wicks out dueled Artis Gilmore. It was the fourth of UCLA's nine consecutive NCAA championships.
- 1971** Maryland defeats South Carolina, 31-30, in one of the great "slow-down" games in the history of Cole. Leading only 4-3 at half-time, Maryland needed a lay-up from Jim O'Brien to tie the game with five seconds to go in regulation and an 11-foot jumper from O'Brien to win the game with four seconds remaining in overtime.
- 1972** Cole is home to the National Invitational Tournament Champions.
- 1972** The Cole Field House attendance record of 15,287 was set as Maryland played host to North Carolina on February 16. Maryland lost 79-77 in an overtime thriller. Maryland averaged 13,166 fans at each home game in 1972, the third highest total in school history.
- 1975** The Cole Field House home average attendance record of 13,427 was set. The Terps played 14 home games in front of 187, 971 Terp faithful.
- 1979** On Super Bowl Sunday, Larry Gibson sank a free throw with one second on the clock to boost the Terps past No. 1 Notre Dame, 67-66, on Jan. 27, 1979. Gibson scored 11 points that day while Ernest Graham scored 28 and Buck Williams grabbed 15 rebounds.
- 1979** Greg Manning sank an eight foot jumper with three seconds remaining in regulation to give Maryland a 70-68 victory over Duke on Jan. 16, 1979. The Blue Devils had entered the season ranked No. 1 in the country and were ranked among the top ten on the day of the game.
- 1984** Cole is home to the 1984 Atlantic Coast Conference Champions
- 1991** In the NCAA Eastern Regional first round, #15 Richmond defeats #2 Syracuse, 73-69, in one of the great upsets in NCAA Tournament history. It was only the second time in the history of the tournament that a #15 seed had defeated a #2 seed.
- 1992** Maryland defeats No. 10 North Carolina, 82-80 on a last second tip in by All-America Walt Williams on Feb. 13. Williams put the Terps up 81-80 with 1.3 seconds remaining to lead the Terps past the Tar Heels in Cole for only the second time since the 1982-83 season.

**NCAA's at COLE**

**1962 Eastern Regionals**

**Semi-Finals**  
Wake Forest 96, St. Joseph's(Pa) 85

Villanova 79, New York U. 76

**Championship**

Wake Forest 79, Villanova 69

**Third Place**

New York U. 94, St. Joseph's 85

**1963 Eastern Regionals**

**Semi-Finals**

Duke 81, New York U. 76

St. Joseph's 97, West Virginia 88

**Championship**

Duke 73, St. Joseph's 69

**Third Place**

West Virginia 83, New York U. 73

**1965 Eastern Regionals**

**Semi-Finals**

Princeton 66, North Carolina 48

Providence 81, St. Joseph's 73 (OT)

**Championship**

Princeton 109, Providence 69

**Third Place**

North Carolina 103, St. Joseph's 81

**1966 Final Four**

**Semi-Finals**

Kentucky 83, Duke 79

Texas El Paso 85, Utah 78

**Championship**

Texas El Paso 85, Kentucky 65

**Third Place**

Duke 79, Utah 77

**1967 Eastern Regionals**

**Semi-Finals**

North Carolina 78, Princeton 70 (OT)

Boston College 63, St. John's 62

**Championship**

North Carolina 96, Boston College 80

**Third Place**

Princeton 78, St. John's 58

**1968 First Round**

Davidson 79, St. John's 70

Columbia 83, La Salle 69

**1969 Eastern Regionals**

**Semi-Finals**

North Carolina 79, Duquesne 78

Davidson 79, St. John's 69

**Championship**

North Carolina 87, Davidson 85

**Third Place**

Duquesne 75, St. John's 72

**1970 Final Four**

**Semi-Finals**

Jacksonville 94, St. Bonaventure 83

UCLA 93, New Mexico St. 77

**Championship**

UCLA 80, Jacksonville 69

**Third Place**

New Mexico St. 79, St. Bonaventure 73

**1977 Eastern Regionals**

**Semi-Finals**

Kentucky 93, Virginia Military 78

North Carolina 79, Notre Dame 77

**Championship**

North Carolina 79, Kentucky 72

**1991 Eastern Regionals**

**First Round**

Oklahoma State 67, New Mexico 54

N.C. State 114, Southern Miss. 85

Temple 80, Purdue 63

Richmond 73, Syracuse 69

**Second Round**

Oklahoma State 73, N.C. State 64

Temple 77, Richmond 64



*Maryland's fans are considered to be among the best in the nation as exhibited by countless post-game victory celebrations on the Cole Field House court.*

**Terp Attendance Through the Years**

Total Season			Home Games Only			
Season	Games	Attendance	Average	Games	Attendance	Average
1992-93	28	321,673	11,488	15	175,217	11,681
1991-92	29	323,755	11,164	15	143,444	9,563
1990-91	28	267,401	9,550	14	137,476	9,820
1989-90	33	306,339	9,293	16	164,806	10,300
1988-89	29	276,604	9,538	14	128,773	9,198
1987-88	31	355,597	11,471	12	145,525	12,127
1986-87	26	241,118	9,274	16	130,975	8,186
1985-86	33	335,937	10,180	14	160,267	11,447
1984-85	37	393,459	10,634	16	199,335	12,458
1983-84	32	353,551	11,048	15	170,060	11,337
1982-83	30	308,340	10,278	17	172,445	10,144
1981-82	29	286,264	9,871	16	157,275	9,830
1980-81	31	398,036	12,840	15	196,978	13,132
1979-80	31	317,519	10,242	16	160,815	10,050
1978-79	30	316,449	10,548	18	201,536	11,196
1977-78	28	305,001	10,893	14	172,673	12,334
1976-77	27	325,777	12,066	19	240,254	12,645
1975-76	28	343,785	12,278	15	196,656	13,110
1974-75	29	314,341	10,839	14	187,971	13,427
1973-74	28	301,164	10,756	12	144,149	12,012
1972-73	30	340,964	11,365	13	172,828	13,294
1971-72	32	352,436	11,014	14	184,323	13,166
1970-71	26	273,553	10,521	15	180,842	12,056
1969-70	26	221,153	8,506	14	138,600	9,900
1968-69	26	152,005	5,746	10	66,500	6,650
1967-68	24	144,950	6,040	10	70,100	7,010
1966-67	25	164,390	6,576	10	82,490	8,249
1965-66	25	221,000	8,840	10	95,400	9,540
1964-65	26	185,500	7,135	12	103,100	8,592
1963-64	26	132,200	5,084	9	52,500	5,833

Attendance records prior to 1963 are incomplete.

**Largest Cole Field House Crowd:** 15,287

**Final Score:** North Carolina 79, Maryland 77 (OT)

**Date:** Wednesday, Feb. 16, 1972

Because of current seating regulations, capacity of Cole Field House now is 14,500.



*After almost 40 years, Cole Field House is still among the premier basketball arenas in the nation.*

## THE UNIVERSITY AT COLLEGE PARK

These are great days at the University of Maryland at College Park. The university, through an act of the state legislature, has been designated officially as the state's flagship campus with a mandate to become one of the nation's leading public universities. The effect of that mandate is for individuals from all corners of the university to aspire toward excellence, to think great thoughts and to become immersed in an educational enterprise of the highest caliber. There is an unmistakable momentum for change and a sense of heightened expectation at College Park — Maryland is choosing quality.

The faculty have enthusiastically endorsed a new general education program that began in the fall of 1990. It is a blueprint for comprehensive changes in the undergraduate experience at Maryland. The campus is reducing its undergraduate enrollment, improving the ratio between faculty and students, raising admissions standards, revamping the University Honors Program, strengthening the advising system, supporting expanded undergraduate research, and encouraging innovations in teaching.

A new language house has opened where student residents have direct satellite access to foreign language television broadcasts from Russia, Latin America, Italy and Japan, and where, in a total

immersion setting, they have pledged to speak their chosen language at all times. A new honors house, a stimulating living-and-learning center for undergraduates taking part in the University Honors Program, opened in 1992. An international house, a living-learning environment that will meet the growing needs of the diverse international population on campus, is in the works.

Our location adds to the excitement on campus, too. Few regions in the nation have the intellectual, cultural and physical resources to compare with those in the Baltimore-Washington,

D.C. corridor. College Park's location astride that corridor means that Maryland undergraduates may tap these resources to their fullest — through internships, research projects, cooperative work-study and other programs offering hands-on experience.

We invite you to take a closer look at the University of Maryland, its extensive academic programs, faculty, research facilities, student activities and support services and the resources and opportunities it offers. See for yourself the number of different ways in which Maryland is choosing quality. There has never been a better time to choose Maryland.





## History

Just after the American Revolution, the state of Maryland established its first two colleges in Chestertown and Annapolis. By the 1850s, at least thirty little colleges had sprung up over the state, many with state support, but most of them disappearing within a few years. Then, in 1859 a different kind of institution appeared at College Park—the Maryland Agricultural College, the third such college in the world, created mainly for farmers' sons. The college was established by Charles Benedict Calvert, a wealthy planter from nearby Riversdale—now Riverdale—and later a congressman. Calvert built a handsome Gothic dormitory—classroom structure located in a grove of trees near the present Morrill Hall, and he divided the land down to the Baltimore-Washington Turnpike into small plots where each of the 50-or-so students experimented with a different agricultural crop. After the Civil War the institution became a land-grant college, with small appropriations from Washington. The little college began to grow about 1900 when agricultural experiments began to bring prosperity to Maryland, and when the college expanded its offerings into engineering, business and the liberal arts. In 1912 the old Gothic building burned, and the state provided modern structures. Women were admitted to the campus, and graduate work began. In 1920 the college combined with



the long-established professional schools of Baltimore and changed its name to the University of Maryland. Growth accelerated after 1935 when the politically astute football coach, H.C. 'Curley' Byrd became president, added scores of new programs, and won national football championships. In the 1950s and 1960s, President Wilson H. Elkins maintained the rapid growth, and College Park became one of the largest campuses in the nation. President Elkins, a Rhodes Scholar, transformed the institution's public image from that of a party school to one of academic integrity. In the 1970s and 1980s, the university's graduate and research programs flourished. In 1988, the General Assembly of

## THE UNIVERSITY AT COLLEGE PARK

Maryland combined six state colleges with the five campuses of the University of Maryland, and specifically charged College Park with the role of leadership. The University of Maryland at College Park recognizes its special responsibility as the flagship and the largest of the eleven institutions within the statewide university system to lead the University of Maryland's quest for excellence. To this end, College Park offers broad coverage in the traditional arts and sciences as well as in a wide range of professional and pre-professional programs. The institution is organized into fourteen colleges and schools encompassing over 100 departments and campus-wide programs of study. A growing number

of these departments and programs rank among the best in the nation. Today the University of Maryland at College Park stands, by any measure, as one of the leading institutions of higher education in the world.

### Locale

The state of Maryland is unrivalled in its scenic beauty, its rich heritage, and its wealth of educational, recreational, and cultural opportunities. From the mountain passes of Garrett County in the west, to the sand dunes of Assateague Island on the Eastern Shore, and the cosmopolitan excitement of Baltimore and Washington, DC, there is an unparalleled variety of experiences and resources available to students at the university.



Nine miles from the nation's capital, the University of Maryland at College Park is within easy reach of the country's best research facilities. The Library of Congress, the National Archives (whose new facility is being constructed adjacent to the campus), the Smithsonian Institution and the National Libraries of Agriculture and Medicine are among the many unique resources in the area.

In addition to traditional scholarly resources, the campus is surrounded by the dynamic cultural opportunities that only a major metropolitan area can provide. The Kennedy Center alone

houses the National Symphony Orchestra, five performance stages, an opera company, and the American Film Institute.

In Baltimore, one of the great ports of the world, a recent and remarkable renaissance has added the glistening touch of office towers and hotels to the quaint shops and ethnic restaurants of its many colorful neighborhoods. Harborplace and the National Aquarium anchor the Inner Harbor, which has become a cultural magnet for thousands of tourists each year.

The Chesapeake Bay accounts for nearly 20 percent of Maryland's acreage, and is a focal



point for the serious study of estuarine ecology as well as a recreational treasure. It is the source of Maryland's famed crabs and other seafood specialties, and a refuge for many species of water fowl.

Not far from any point in the state is evidence of the burgeoning development which has made Maryland a model for economic growth and fiscal health. High tech, engineering, and service industries thrive in proximity to the campus, offering a wide spectrum of opportunities for work-study or internships for students and career choices for graduates.

The University of Maryland at College Park, as the flagship campus of the state higher education system, is a vital part of Maryland's current prosperity and its vision for the future. For students here, the state offers a bounteous extension to the campus's own wealth of opportunity.



## TERP TRADITIONS

Testudo, a Diamondback Turtle, whose name is derived from the scientific classification for turtle (\*testudiness), is the mascot of the University of Maryland. Testudo's flight to become official mascot was (there is no other description) slow. But once on top, Testudo has reigned with a bronze-like grip, peering at generations of younger Terps crossing in front of, or entering the Theodore R. McKeldin Library in the heart of the College Park campus. The 500 pound Terrapin's days of roving to conquer rival campuses at the behest of the College Park student body are over, his undisturbed regal bearing insured by his being bolted to a concrete throne.

The need for a mascot was essential in the early 1920s in a world littered with Wildcats, Tigers, Devils, Wolves, Bears and all sorts of traditional names derived from a half-century of college athletics. Maryland was consolidated from many different schools in 1920 to form a wide-ranging state system and it needed a flag-carrier to do battle with Wahoos, Lions and Generals.

Dr. H.C. Byrd, the University President in 1922, recommended the Diamondback as mascot in response to the student newspaper's search for an "official" leader. Although his suggestion was, indeed "official", there were some who resisted, opting for the older and historically entrenched term, Old Liners. A label



derived from the Revolutionary War when Maryland soldiers earned the accolade for bravery and perseverance in the face of British Troops. Old-Liners had more vocal lobby than the speechless turtle.

By 1935, however, the Yearbook had changed its name from Reveille to Terrapin by a vote of the entire student body, and save from some splintered resistance, Testudo's family had won. Newspaper, even then exploring every angle, shortened Terrapin to Terp, but Testudo by any other name is still a turtle.

Samuel P. Gorham of Providence, R.I.; cast Testudo in bronze at the request of the Class of 1933. He was molded after a feisty Diamondback that came from Dr. Byrd's hometown of Crisfield. Dr. Byrd's choice of a mascot was not intended to reflect the docility of Maryland teams. As a small boy near his home he surely found out what so many others have discovered about Terrapins - they bite.

## COLORS

The colors of the University of Maryland are those of the state flag - gold, red, black and white. Maryland's flag bears the arms of the Calvert and Crossland families. Calvert was the family name of the Lords Baltimore who founded Maryland, and their colors of gold and black appear in the first and fourth quarters of the flag. Crossland was the family of the mother of George Calvert, first Lord Baltimore. The red and white Crossland colors, with a Greek cross terminating in the foils, appear in the second and third quarters. The flag was first flown in its present form October 25, 1888, at the Gettysburg Battlefield for the ceremonies dedicating monuments to Maryland regiments of the Army of the Potomac. It was officially adopted in 1904. Maryland law requires that if any ornament is affixed to the top of a flag staff carrying the Maryland flag, the ornament must be a gold bottony.



# THE UNIVERSITY

## Board of Regents

George V. McGowen  
Chair  
Queen Annes County

Margaret Alton  
Baltimore County

The Honorable  
Mary Arabian  
Baltimore City

Richard O. Berndt  
Baltimore City

Roger Blunt  
Vice Chair  
Montgomery County

The Honorable  
Benjamin L. Brown  
Baltimore City

Earle Plamer Brown  
Montgomery County

Charles W. Cole Jr.  
Baltimore County

Frank A. Gunther, Jr.  
Baltimore City

Ilona Hogan  
Treasurer  
Frederick County

Ann Hull  
Prince George's County

Henry Lord  
Baltimore County

Franklin P. Perdue  
Wicomico County

Michael F. Seelman  
Montgomery County

Constance Unsel  
Assistant Secretary  
Baltimore County

Robert L. Walker  
Anne Arundel County

Dr. Albert N. Whiting  
Secretary  
Howard County



## System Administration

Dr. Donald Langenburg  
Chancellor

John K. Martin  
Vice Chancellor for  
Advancement

Dr. George L. Marx  
Vice Chancellor for  
Academic Affairs

Kenneth R. Stafford  
Interim Vice Chancellor  
for General  
Administration

## College Park Campus

Dr. William E. Kirwan  
President

Dr. Jacob K. Goldhaber  
Acting Vice President for  
Administrative Affairs

Charles F. Sturtz  
Vice President for  
Administrative Affairs

Dr. Kathryn Costello  
Vice President for  
Institutional  
Advancement

Dr. William L. Thomas, Jr.  
Vice Chancellor for  
Student Affairs

## University President

### William E. Kirwan

After more than 25 years of service as a professor and administrator at the University of Maryland at College Park, Dr. William E. Kirwan was appointed president on February 1, 1989. He had served as acting president of the University since August 1, 1988, when the resignation of President John B. Slaughter became effective.

Under Dr. Kirwan's leadership, the University of Maryland at College Park recently developed a \$150 million, five-year plan to enhance the University, including a program to strengthen undergraduate education.

Dr. Kirwan joined the University in 1964 as an assistant professor of mathematics. He rose steadily through the faculty ranks as associate professor (1968-72), professor (1972-present) and chair of the Department of Mathematics (1977-81).

In 1981, he was appointed vice chancellor for academic affairs, College Park's chief academic post. From August to November 1982, Dr. Kirwan served as acting chancellor, returning to his position as vice chancellor when Dr. Slaughter was appointed chancellor of College Park. As vice chancellor, Dr. Kirwan raised admission standards, increased the number of merit scholarships and graduate fellowships, and established an academic planning process.



Dr. Kirwan is a member of numerous honorary and professional societies, including Phi Beta Kappa, the American Mathematical Society, and the Mathematical Association of America. He is the co-editor of the book *Advances in Complex Analysis*, and the author of many published articles on mathematical research. He served as editor of the *Proceedings of the American Mathematical Society* from 1977 to 1985. Currently, he chairs the Mathematical Sciences in the Year 2000 committee, a task force created by the National Research Council to improve mathematics education at the nation's colleges and universities during the next decade.

Born in Louisville, Ky. on April 14, 1938, Dr. Kirwan received his bachelor's degree in mathematics from the University of Kentucky in 1960. He holds master's (1962) and Ph.D. (1964) degrees in mathematics from Rutgers University.

Dr. Kirwan and his wife, Patricia, have a son who received his bachelor's and master's degrees in architecture from College Park and a daughter who currently is a student at the University.



Dr. Donald Langenburg  
System Chancellor

## ATHLETIC DIRECTOR



**Andy Geiger**  
Athletic Director

Andy Geiger, whose tenure as Athletic Director at Stanford University elevated him to the top rank of athletic administrators, was named to direct the athletic program at Maryland by College Park President William E. Kirwan on Sept. 7, 1990.

Geiger's two-year tenure has elevated the image of Maryland athletics, and provided structure and planning for the 1990s and beyond. A national presence in intercollegiate athletics, he regularly serves on NCAA panels dealing with the issues of the day, and he is a member of the NCAA Special Events Committee. Geiger is frequently consulted by the media on what is taking place, and what will take place, in college athletics.

Geiger's structuring of Maryland's 23-sport program includes the creation of a contemporary fund-raising apparatus that will not only meet the

immediate economic goals of the department, but also the long-term needs. He is responsible for directing the Maryland Partnership, a matching-gift program with the State that is rebuilding the College Park athletic complex. Already, \$19.3 million worth of improvements have gone into Byrd Stadium.

Geiger's two years have also netted the school an NCAA Championship (Women's Lacrosse in 1992), and the first bid to a football bowl game in five years (the Independence Bowl in 1990). In Geiger's 11 years at Stanford, the Cardinal was as effective at winning NCAA titles (27) as any school in the nation. His stewardship also included a restructuring of its gift-giving system, and a continuation of the school's academic traditions.

At Maryland, Geiger has stressed the development of the whole student-athlete.



He has reorganized the Academic Support Unit, and in football there has been marked improvement in academics. Twenty-three players recorded 3.0 GPAs during the past semester, a 130% rise over a year before.

Geiger's academic philosophy was built-up over 27 years as an athletic administrator at some of the nation's most prestigious universities.

He was named Athletic Director at Brown in 1972, and he moved to another Ivy League school, Pennsylvania in 1975. During his final year there (1978-79), Pennsylvania became the

last Ivy school to qualify for the Final Four of the NCAA Men's Basketball Championship. While at Penn he was named to the NCAA Division I Basketball Committee, and as a member he helped direct the enormous explosion of the NCAA Tournament in the 1980s.

A 1961 graduate of Syracuse, he was an oarsman for the Orangemen and competed in the 1971 Pan-Am Games.

Geiger, 52, has been married to the former Eleanor Rollings for 30 years. They have two children, Phillip and Gregory.



## ACADEMIC SUPPORT UNIT

Commitment to academic achievement is at the forefront of the athletic department's responsibility to every student-athlete. Striving for excellence is not just something each University of Maryland student-athlete does on the basketball court.

Toward that goal of a successful academic experience for each student-athlete, the athletic department has insisted upon and fully supported the Academic Support Unit.

The Academic Support Unit offers a comprehensive program for personal and academic achievement and development that includes:

- \*\* Personal academic assessment.
- \*\* Academic advising and counseling.
- \*\* Supervised study.
- \*\* Learning and study skills programs.
- \*\* Computer training and usage skills.
- \*\* Group and individual tutoring.
- \*\* Career monitoring
- \*\* Summer internships.

**Dr. Javaune Adams-Gaston**, educator and clinical psychologist, is the Director of Athletic Student Services. She oversees the student-athlete's educational and medical well-being by integrating management of the Academic Support Unit and the Athletic Medicine Staff. In the ASU, Adams-Gaston and her staff work with every student-athlete in detail to provide the most complete academic experience for the student-athlete.

Dr. Adam's Gaston is a 1978 graduate of the University of Dubuque with a B.S. in biology, psychology and general sciences. She earned her Master's degree in clinical psychology from Loras College in 1980 and her Ph. D. in counseling psychology from Iowa State in 1983.

She regularly provides time for student-athletes as educational advisor and counselor. Her hands-on approach extends to a thorough series of seminars she and her staff hold that train the student-athlete in pertinent education beyond the classroom. Seminars cover time management, motivation, drug education, career planning and vocational mentorship. Each new school year begins with not only an academic orientation program, but also a seminar on interacting with the news media by nationally known media expert Kathleen Hessert.

Dr. Adams-Gaston is assisted by a pair of experienced, caring assistant directors.

**Elizabeth Freidman** is in her third year as a full-time counselor in the ASU after four years of assisting student-athletes on a part-time basis as a student herself. A native of Rockville, Md., and a graduate of College Park, she coordinates the Academic Support Unit's satisfactory progress monitoring system for all athletes and works daily with the many student-athletes in all aspects of academic support. The monitoring system is effective because of the enhanced communication between the ASU staff, the faculty and the student-athletes.

**Don Pearman**, who works directly and on a day by day basis with the men's basketball team, is in his second year with the ASU. His experience reaches many realms of the University System, working within its boundaries over the last four years. Prior to his joining the ASU, Pearman was the program director of the Meyerhoff Scholarships Program at the University of Maryland at Baltimore

County campus. A model program of minority recruitment in the fields of math and the sciences, the Meirhoff program is widely emulated. In the ASU, Pearman is responsible for post-graduate scholarship endeavors, the unit's tutorial programs, as well as monitoring every player on the men's basketball team. Pearman is a native of Brooklyn, NY., and received his Bachelor's degree in sociology and his Master's degree in counseling from St. Lawrence University.

In addition to individual academic counseling, each member of the ASU serves the department in many other capacities. The staff operates the ever-expanding computer room, where student-athletes in all sports gain hands-on experience with various computer hardware and software. The ASU also operates an extensive bookroom, where student-athletes have at their disposal the majority of the books they will need during their undergraduate careers.

More than 100 tutors in all academic disciplines are organized by the ASU. Student-Athletes can receive specialized one-on-one training in any class by a qualified tutor at any time.

The Academic Support Unit at the University of Maryland has a positive and important impact on each of the student-athletes who join the Terps' program.



*Javaune Adams-Gaston: As the head of the Academic Support Unit, she provides hands-on assistance to all student-athletes.*



*Liz Friedman (standing): A coordinator of the ASU's Computer Lab, she instructs all Terp student-athletes on the latest hardware and software equipment.*

## ASU'S START FAST PROGRAM

Now in its second very successful year, the athletic department's Academic Support Unit is preparing the student-athletes at the University of Maryland to be better prepared in the classroom with the **START FAST** Program. The program is designed as a comprehensive preparation and study skills program designed to assist incoming student-athletes adjust to the academic and social rigors of college life.

**Student Athlete Resource Tactics - Freshman Athlete Scholastic Training (START FAST)** is an orientation program designed especially for freshman and transfer student-athletes. As part of their transition into campus life at Maryland, new students are required to participate in this program, which is a combined effort between the student-athletes,

coaches, academic and development staff, campus faculty and administrators.

The focus of **START FAST** is to assist student-athletes in balancing their dual roles as students and athletes effectively. The program builds and improves student-athlete study skills as well as providing the student-athletes the opportunity to explore developmental issues.


The Academic Support Unit coordinates, but coaches participate in the academic development of the students in this daily program, and campus faculty provide expertise on a variety of topics.

During the course of the program, student-athletes are taught highly structured organizational planning which includes: note taking, time management, proactive planning, learning strategies,

test taking and writing skills.

Student-athletes prepare a **FAST** Notebook, in which they include daily scheduling, class notes and daily priority lists and summaries of each day's class lectures. The notebook is reviewed daily as part of the **START FAST** program, and has proven to be an invaluable organizational element and study tool for the student-athlete.

Additionally, weekly workshops, led by University faculty and staff, are scheduled that allow student-athletes to explore a variety of individual and campus issues. Career interests also are assessed on an individual basis and seminars on University survival skills - effective library use, utilizing advisors, computer assistance - also are a big part of the **START FAST** program.





# MEDICAL STAFF

## J.J. Bush Basketball Trainer

J.J. Bush is in his second season working with Gary Williams and the Terp men's basketball team. This is his second stint working with the program as he was the team's trainer from 1972-1976.



As the trainer for the basketball team, Bush coordinates the daily medical treatments for all the players and supervises all rehabilitative efforts in the advent of injury.

Bush came to the University in 1972, as an assistant trainer. He began working immediately with the men's basketball team. The team won the regular season championship of the Atlantic Coast Conference in 1975 and averaged 23 wins a season during his tenure.

Beginning with the 1976 football season, Bush worked with the Terp football team until 1992, when he returned to Cole Field House and the basketball team. Bush was the head trainer for the football team as it claimed 4 ACC Championships and played in nine bowl games.

In addition to his training duties, Bush also teaches a kinesiology course on preventative training techniques for the University, and is a frequent lecturer throughout the mid-Atlantic region of the United States on the latest training methods.

Bush is active in the National Athletic Trainers Association, and he has worked extensively within the organization on improving athletic training methods.

A native of Ft. Lauderdale, Fla., Bush, 47, graduated from Florida State University in 1969. He and his wife Gina have two children, Brandon, 16, and Jordan, 10.




**Dr. Sacred Bodison**  
Coordinator of Sports  
Medicine



**Dr. Stephen Fahey**  
Emergency Physician



**Dr. Bruce Ammerman**  
Neurosurgeon



**Dr. Irwan Ardam**  
Cardiologist



**Dr. Leslie Esrig**  
Dentist

## Dr. Stan Lavine Team Physician

Dr. Stan Lavine, head orthopedic surgeon for Maryland's 23 intercollegiate athletic teams, has roots that grow deep into Maryland's red clay. He first served the Terps as a football letterman in 1948 and 1949 and has, since, served the Terps from the medical profession.



A native of Pittsburgh where he attended Schenley High School. Dr. Lavine matriculated at Maryland to prepare for his medical career. He played football initially for Clark Shaughnessy, one of football's great innovators. By the time of his 1950 graduation, he had led Maryland, under Head Coach Jim Tatum, to a 9-1 season and a 20-7 victory over Missouri in the Gator Bowl as the team's quarterback. Following his graduation from Maryland's medical school, he interned at hospitals in Philadelphia and Cleveland, served two years in the Air Force, and began his orthopedic work with Maryland's athletic teams. Dr. Lavine attends all home basketball games and some road games and is on call at all times for the student-athletes playing on the University's 23 athletic teams. His professional reputation is national in scope and many prominent athletes regularly seek his treatment. He was team physician for the Washington Redskins, and was there for two Super Bowls. He was also the team physician for the Washington Bullets when they won the NBA Championship in 1978.



**Dr. Gerald Frishman**  
Optometrist




**Dr. David Linehan**  
Orthopedic Surgeon



**Dr. Craig Mendelsohn**  
Ophthalmologist



**Dr. Stephen Sandler**  
General Surgery



**Dr. Stephen Solomon**  
Ophthalmologist



**Dr. Tobin Finizio**  
Oral Surgeon

## Student Health Center

Much of the non-orthopedic medical care the Maryland student-athletes receive is performed on campus at the University's Student Health Center. Dr. Stephen Fahey and Dr. Sacred Bodison are the two full-time Health Center physicians who specialize in sports medicine.


Both Dr. Fahey and Dr. Bodison are available to treat student-athletes 24 hours a day, and both have scheduled hours in which they staff the University Training rooms and consult with student-athletes on a walk-up basis.

Dr. Fahey is an emergency physician who is in his seventh year working with the athletic department. He received his undergraduate degree from Dartmouth, where he competed in rugby and freshman basketball. He received his medical degree from Harvard in 1975.

Dr. Bodison, in her 14th years as the Health Center's assistant director for medical services, has been coordinator of sports medicine since 1982. She is a graduate of the University of Buffalo and received her medical degree from SUNY Down State Medical School in 1975.

Dr. Bodison and her husband have two children, Sasha, 14, and Brenton, 10. The family resides in Silver Spring, Md.

## TERP CLUB / M CLUB



Two traditional graduate arms of Maryland Athletics, representing friends and alumni of athletics for a combined 115 years, are joining forces to meet the extraordinary needs of today's student-athlete. The Terrapin Club/Maryland Educational Foundation, which for 46 years has been raising scholarship monies, and the M Club, the alumni letterwinners support group for 70 years, will now have common gift-giving levels and goal support of Maryland's 23 sports programs.



### *The Terrapin Club/Maryland Educational Foundation*

The Maryland Educational Foundation was founded on July 1, 1946, at the urging of Clark Shaughnessy, the football coach. The social segment of the organization, the Terrapin Club, was founded later that year.

The membership started with 132 friends of Maryland athletics each donating \$100 for scholarships and an additional \$25 for social dues. The early years featured philanthropic support for Terrapin scholarships, which were partly supported by athletic department revenues. What was an informal organization giving much needed help to Maryland athletics became an integral part of the budget process with the soaring costs of intercollegiate athletics in the 1970s. Now most scholarship revenues for Terrapin student athletes come from the Maryland Educational Foundation. In 1992-93, \$1.52 million was raised by the M.E.F. from 3,747 members.

### *The M Club*

Like so many other worthy projects at the University, the M Club had Dr. H.C. "Curley" Byrd on board at the start as the club's first president in 1923. Byrd was putting the finishing touches on the first Byrd Stadium complex built along U.S. 1, down campus from the present stadium, and monies were needed to fill needs beyond bricks and mortar. The present University of Maryland at College Park was formed in 1920, and Byrd was finally getting the athletic complex he had desired for years. The M Club was formed to meet the needs of a bigger, larger athletic department, to supply support for the student-athlete now that a new complex was built. The same philosophy drives the M Club today as it provides support for student-athletes through its 3,800 active members at a time when facilities are being built, and additional funds are a priority.

The Terrapin Club, one of the fastest growing booster clubs in the country, and the M Club, alumni letterwinners supporting the student athlete, invite friends of Maryland to make a commitment. For more information, call (301) 314-7020.

**The Terrapin Club**  
P.O. Box 295  
College Park, Md. 20741

**The M Club**  
P.O. Box 273  
College Park, Md. 20741



# TERP AIRWAVES



The Jefferson Pilot/Maryland Radio Network 15-station network is the only place for Terp fans to find the team when the can't get to Cole Field House or when they are on the road. The network covers the states of Maryland and Pennsylvania and the District of Columbia.

The flagship station of the network is Baltimore's WBAL (1090-AM) which produces the broadcasts and feeds the signal to Terp fans across the region. In Washington, D.C., WRC (980) will carry the Terps for the third consecutive season.

Each game, play-by-play announcer Johnny Holliday and color commentator Greg Manning bring the action to fans with an informative pre-game show, complete analysis and play-by-play from tip-off to final buzzer, special analysis at half-time and a complete post-game wrap-up. Head Coach Gary Williams is heard before and after each game giving each listener into the Terps men's basketball team.

## Johnny Holliday-Play-by-Play

Johnny Holliday, among the most experienced and well respected radio personalities in the Atlantic Coast region, begins his 15th season as the Terps' play-by-play announcer.

Holliday is well known for his thorough preparation, attention to detail, smooth professional delivery and versatility. He does a masterful job of describing the action and relating the drama of major college basketball like few others in his profession.

Holliday's knowledge of sports and versatility has allowed him to cover many of the worlds and Washington D.C areas biggest events. He has served as an ABC Radio studio host at the last six Olympic Games, covering both the summer and winter Olympics in 1984, 1988 and 1992. He also hosts a daily morning and afternoon show broadcast nationally by the ABC Information Radio Network.

His play-by-play skills are featured on both Maryland

basketball and football broadcasts and he is also featured on several programs televised by Jefferson-Pilot and Home Team Sports. Holliday is the studio host for the HTS program "ACC Sports Sunday" on which he deftly describes not only football and basketball but many of the Olympic sports competed in by ACC teams. In addition to his men's basketball duties, Holliday is a broadcast pioneer for women's basketball. He lists the historic 1993 triple-overtime ACC women's championship game between Maryland and Virginia on his resume.

In 1991, Holliday became part of the Maryland athletic family. He serves as master of ceremonies at most Terp banquets and functions and handles several speaking and celebrity engagements on behalf of the University. Holliday and his wife, Mary Claire, are the parents of three daughters; Kellie, 33, Tracie, 30 and Moria, 14.

## Greg Manning-Color Commentary

Greg Manning begins his seventh season as color commentator for Terps' basketball on the Maryland Radio Network.

Manning too, has become a recognizable voice on the Terps' broadcasts for his insightful analysis and strong knowledge of the game of basketball. Manning brings a lifetime of experiences to each broadcast. Manning was a four-year letter winner for the Terps and later a seventh-round draft choice of the Denver Nuggets.

Manning is also recognizable to Terp fans as the director of the University's M Club, the letter winner's association. Manning was appointed the Director of the M Club in 1991 and has worked hard to develop the organization into one of the top fundraising departments in the athletic department. Manning has increased the active number of members in the M Club to over 3,800 during his short tenure.

A Maryland graduate, class of 1981, Manning gained fame on the court for the Terps and in the classroom as a top-notch student-athlete. He was among the top point guards in the ACC from 1978-81. He led the Terps to the ACC regular season championship and was named to the All-ACC Tournament team in 1980. A four-year starter, he led the Terps to post-season play three times. Manning is listed among the Terp record books in numerous places including hitting 15 consecutive baskets during the 1981 season.

Off the court, Manning was a 1981 Academic All-American and a three-time All-ACC Academic selection. He earned an NCAA post-graduate scholarship upon graduation from Maryland.

Manning and his wife, Cathy, have a son, Greg, Jr., 8 and a daughter, Courtney, 3.

## JP Sports/Maryland Radio Network

### MARYLAND

Aberdeen  
WAMD-AM (970)

Annapolis  
WYRE-AM (880)

Baltimore  
WBAL -AM (1090)

Cumberland  
WTBO-AM (1450)

Frederick  
WFMD-AM (930)

Hagerstown  
WARK-AM (1490)

La Plata  
WMOM-AM (1560)

Lexington Park  
WPTX-AM (920)

Ocean City  
WETT-AM (1590)

Salisbury  
WLWV-AM (960)

Thurmont  
WTHU-AM (1450)

Westminster  
WTRR-AM (1470)

### PENNSYLVANIA

Carlisle  
W100-AM (1000)

Elizabethtown  
WPDC-AM (1600)

### WASHINGTON, D.C.

Metro Washington  
WRC-AM (980)

## TERP ENTHUSIASM

Maryland's cheerleaders and pep band are among the best and most enthusiastic found anywhere in collegiate basketball. Both share one common characteristic - devotion to the Maryland athletic teams. During the basketball season, the cheerleaders and band work overtime in support of the men's basketball team.

Maryland's cheerleaders placed seventh at the Collegiate Nationals sponsored by the National Cheerleading Association this past summer in Dallas, Tx. They perform at many athletic department, university and area functions spreading Terp spirit and athletic awareness.

The pep band has been in existence since the Cole Field House opened and also perform at each home basketball game. Their repertoire of Terp spirit songs, well-known melodies and movie and show tunes serve to excite and summon the crowd to cheer on the home team.

Head Coach Gary Williams, his staff and players know the hard work extended on their behalf. As a team, the Terps are impressed by the commitment of these students towards the program.

"The work and the effort that goes on to prepare themselves each night and for an entire season is incredible," Williams says. "Their tireless effort gives us, I believe, the best support in the Atlantic Coast Conference. We love playing in Cole Field House because of their efforts."



*Terp Cheerleaders (Front row, left to right): Jen Quarantillo, Robin Skutski, Angela Wakefield, Shana Cochrane, Janya Khararjian, Nikki Keiser, Dana Hammer, Kara Hickey, (Second Row): Barry Kagan, Napoleon Martinez, Scott Keller, Kim Shartle, Tracy Ricker, Tanya Serfass, J.J. Marzullo, Pat Taylor. (Third Row) Mascot - Ben Clarke, Omar Rosario, James Simmons, Phil Goodwin, George Fowler, Rick Medved, Patrick Taylor Coached by Lura Fleece and Tina Simijoski.*



*Maryland's pep band is among the best anywhere in college basketball*



# THE ATLANTIC COAST CONFERENCE

## THE TRADITION

Consistency. It's the mark of true excellence in any endeavor.

However, in today's world of intercollegiate athletics, competition has become so balanced and so competitive that it is virtually impossible to maintain a high level of consistency.

Yet the Atlantic Coast Conference has defied the odds. Founded on May 8, 1953 and now in its 41st year of competition, the ACC has long enjoyed the reputation as one of the strongest and most competitive intercollegiate conferences in the nation. And that is not just mere conjecture, the numbers support it.

Atlantic Coast Conference schools have captured 46 NCAA and AIAW Championships including the last three NCAA Championships in men's basketball. In all, 25 championships in men's sports and 21 in women's sports have been won. In addition, 72 men and 32 women have earned the coveted title of NCAA Champion.

The University of Maryland brought the first National Championship to the ACC, winning the national football title in 1953.

If success is best measured in terms of wins and losses, then the ACC is unrivaled in NCAA Basketball Tournament History. In addition to having the last three national champions coming from the ACC, no Division I conference has posted a better record than the ACC in the NCAA Tournament. The nine current conference members have posted an NCAA Tournament mark of 216-114 for a tournament best winning percentage of .655. Including the 1993 NCAA Champions, the ACC has claimed seven national basketball championships, while finishing second on eight occasions. The ACC has placed at least one team in the Final Four in six consecutive years and in 11 of the last 12 tournaments and led all conferences as it placed four teams in the 1991-92 "Sweet 16" of the NCAA Tournament. It was the seventh time overall and fourth time in the last five years that four conference teams had advanced to the "Sweet 16."

In addition, the ACC had the nation's best record against non-league teams during the 1992-93 season. League teams finished with an incredible 101-20 record against outside competition for an unparalleled winning percentage of .835.

## National Audiences

Over the years, ACC teams have gained global recognition through NCAA Tournament and national television appearances. During the 1993-94 season, a minimum of 90 games plus all eight games in the annual conference tournament will be televised either nationally or regionally. ACC teams will be seen on all three major networks, ESPN, ESPN2 and the Prime Network.

Maryland will appear nationally on ESPN four times and ESPN2 three times in 1993-94. Overall the Terps will enjoy 15 televised regular season games this season.

## Outstanding Academics

The ACC stands at the forefront of intercollegiate athletics in terms of the academic achievement of its student-athletes. That accomplishment is reflected in the CFA Academic Achievement Award which is annually given to the member institution with the highest graduation rate of its football student-athletes. Seven times in the past 12 years, an ACC member school has claimed the award.

In addition, since 1963, ACC basketball players have earned first team Academic All-America honors 28 times. Among the most recent honorees was Maryland's own Matt Roe, who was a national academic All-America following the 1990-91 season. Roe was among the top student-athletes in the ACC, earning third team All-ACC honors as a player and first team Academic All-America honors as a student-athlete.

## The Championships

The conference will conduct championships in 23 sports in 1993-94, with 12 for men and 11 for women.

The first conference championship was held in swimming on Feb., 25, 1954. The league's inaugural men's basketball championship tournament was March 4-6, 1954. The tournament drew 36,000 fans over three days in the Greensboro Coliseum. The 1993-94 ACC Tournament will, for the fifth consecutive year, be held in the Charlotte Coliseum, who's 23,000-plus seats, will be filled to capacity for four consecutive days.

The ACC sponsors men's championships in basketball, football, cross country, soccer, indoor and outdoor track, wrestling, baseball, swimming, tennis, golf and lacrosse.

Women's sports were initiated at the conference level in 1977. The league will sponsor championships for women in basketball, field hockey, soccer, swimming, indoor and outdoor track, volleyball, tennis, golf and softball.

## The Schools

**Clemson** - Charter member of the Southern Intercollegiate Athletic Association in 1894, charter member of the Southern Conference in 1921, charter member of the ACC in 1953.

**Duke** - Joined the SC in December 1928, charter member of the ACC in 1953.

**Florida State** - Charter member of the Dixie Conference in 1948, joined the Metro Conference in July 1976, joined the ACC July 1, 1991.

**Georgia Tech** - Charter member of the SIAA in 1894, charter member of the SC in 1921, charter member of the Southeastern Conference in 1932, joined the ACC in July, 1979.

**Maryland** - Charter member of the SC in 1921, charter member of the ACC in 1953.

**North Carolina** - Charter member of the SIAA in 1894, charter member of the SC in 1921, charter member of the ACC in 1953.

**N.C. State** - Charter member of the SC in 1921, charter member of the ACC in 1953.

**Virginia** - Charter member of the SIAA in 1894, charter member of the SC in 1921, resigned from the SC in December, 1936, joined the ACC in December, 1953.

**Wake Forest** - Joined the SC in February, 1936, charter member of the ACC in 1953.

## ACC Office Staff


**Commissioner:** Eugene F. Corrigan

**Assistant Commissioners:** Fred Barakat, Bradley Faircloth, Rick Chryst, Tom Mickle, David Thompson, Dee Todd.

**Service Bureau Staff:** Brian Morrison, Emily Watkins, Jessica Reo.

**Conference Office Phone:** (919) 854-8787.

# ATHLETIC DEPARTMENT



**Basketball Set-Up Crew:** (L to R) Charles Stubbs, Bernard Haines, Leroy Blackwell, Larry Garner, Johnny Sellers, Larry Jefferson, Earl Blake.



**Business Office:** (Front Row, L to R) Lisa Amick, Dwight Williams, Phyllis Wallace, Debbie Russell. (Back Row): Madonna Perry, Ken Pierini, Brian Hendricks.



**Development Office:** (Front Row, L to R) Monique Gilliam, Richie Harris, Dottie Warren, Keith Inman, Greg Manning. (Back Row): Manbeth Schorn, Richard Shaw, Melissa Whisnant, Ivan Meltzer, Marion Jones, Jeff Gray.



**Equipment Managers:** (L to R) John Bowie, Ron Fulton, Ron Ohringer.



**Operations and Facilities:** (L to R) Gary Parker, Curt Callahan, Anne Byrby, Gib Romane.



**Sports Information:** (Front Row, L to R) Amy Farnum, Debbie Drucker, Venessa Abell. (Back Row): Chuck Walsh, Heidi McGuigan, Joe Blair, Herb Hartnett.



**Sports Marketing:** (L to R) Patty Benfield, Lee Corrigan, Neal Eskin, Lisa Speas.



**Ticket Office:** (L to R) Tonya Wright, Eloise Jones, Kyle Kravchuk, Jack Zane.

# TERP DEPARTMENT DIRECTORY



**Dr. Suzanne Tyler**  
Senior Associate AD



**Jeff Gray**  
Associate AD/External Affairs

**Athletic Director's Office**

Andy Geiger, Director of Athletics ..... (301) 314-7075  
 Jody McCurdy, Administrative Assistant  
 Joyce Taylor, AD's secretary  
 Dr. Suzanne Tyler, Senior Associate Director of Athletics . 314-7076  
 Renee Mahaffey, Senior Associate AD's secretary

**Academic Support Unit** ..... 314-7043

Dr. Javaune Adams-Gaston, Director of Student Services  
 Elizabeth Friedman  
 Don Pearman  
 Lori Panko, Secretary

**Advancement** ..... 314-7020

Jeff Gray, Director  
 Monique Gilliam

**Business Office** ..... 314-7051

Dwight Williams, Assistant AD for Fiscal Affairs  
 Debbie Russell  
 MaDonna Perry  
 Brian Hendricks  
 Phyllis Wallace  
 Lisa Amick

**Certification** ..... 314-7081

Luke Glasgow, Certification Coordinator  
 Alan Friedlander

**Development** ..... 314-7020

A. Keith Inman, Director  
 Richie Harris

**M-Club** ..... 314-7020

Greg Manning, Director  
 Dottie Warren

**Terrapin Club** ..... 314-7020

Ivan Meltzer, Director  
 Melissa Whisnant

**Equipment** ..... 314-7331

Ron Ohringer  
 Eric Youngstrom  
 Ron Fulton  
 John Bowie

**Golf Course** ..... 403-4299

Tom Hanna, Director  
 Glenn McCloskey  
 Ron Scales  
 Ed Schmidt

**Grounds Staff** ..... 314-7383

Bunk Carter, Head Grounds Keeper  
 Bill Reinohl

**Operations and Facilities** ..... 314-7126

Curt Callahan, Director  
 Gary Parker  
 Gib Romaine  
 Anne Byrde

**Sports Marketing** ..... 314-7073

Neal Eskin, Director  
 Patty Benfield  
 Lisa Speas  
 Lee Corrigan, Maryland Radio Network ..... 314-7032  
 Scott Peyser, Group Ticket Sales ..... 314-7035

**Ticket Office** ..... 314-7070, 1-800-462-8377

Jack Zane, Manager  
 Eloise Jones  
 Tonya Wright

**Training Staff** ..... 314-7340

Sandy Worth  
 J.J. Bush  
 Kevin McLaughlin  
 Phyllis Sanders  
 Bill Saylor  
 Jim Weir

**Varsity Sports** ..... 314-7003

Gothard Lane, Assistant AD for Varsity Sports  
 Linda Barbour

**Sports Teams Offices**

Baseball, Tom Bradley ..... 314-7122  
 Basketball (men's), Gary Williams ..... 314-7029  
 Basketball (women's), Chris Weller ..... 314-7013  
 Cross Country (men's and women's), Dan Rincon ..... 314-7457  
 Field Hockey, Missy Meharg ..... 314-3895  
 Golf, Tom Hanna ..... 403-4299  
 Gymnastics, Bob Nelligan ..... 314-7007  
 Lacrosse (men's), Dick Edell ..... 314-7114  
 Lacrosse (women's), Cindy Timchal ..... 314-7002  
 Soccer (men's), Sasho Cirovski ..... 314-4161  
 Soccer (women's), April Heinrichs ..... 314-7034  
 Swimming and Diving (men's and women's),  
 Jim Wenhold, Teri Messenger ..... 314-7030  
 Tennis (men's and women's), Jim Laitta ..... 314-7131  
 Track & Field (men's and women's), Bill Goodman ..... 314-7457  
 Volleyball, Janice Kruger ..... 314-7009  
 Wrestling, John McHugh ..... 314-7134

MARYLAND TERRAPINS

# ALL-AMERICAN TERPS





# ALL-AMERICANS

## Louis "Bozey" Berger

**ON BERGER**— Considered one of the greatest athletes in the history of Maryland athletics...a two-time All-America selection— an amazing feat, considering Maryland was an agricultural school at the time and not thought of among the basketball giants...considered one of the best all-around players of his time...led Maryland to the 1931 Southern Conference Championship, averaging a Conference-high 19.1 points per game over the nine-game conference season...also played baseball, and signed a contract with the Cleveland Indians upon graduation...played in the major leagues for six years, with Cleveland, Chicago and Boston...left baseball with a .236 life-time average.




**Louis "Bozey" Berger**  
6-2, Forward  
Ft. Meyers, VA  
Played: 1929-32  
All-American: 1931 & 1932



## Len Bias

**ON BIAS**— Unanimous choice on almost every All-America squad following his senior season...had been a third team selection in 1985...only Terrapin ever to be named ACC Player of the Year twice (in 1985 and 1986)...Bias is the Terrapins all-time leading scorer with 2,146 career points...he led the ACC in scoring two straight years...his best single game scoring performance, 41 points at Duke, ranks as the second-best single game mark in school history and the top performance by a Terp in a road game...he is No. 8 on the Maryland career rebounding list with 745 total boards...he also is No. 3 on the school's career block shot list...he was a No. 2 pick overall in the 1986 National Basketball Association college draft, taken by the Boston Celtics.



**Len Bias**  
6-8, Forward  
Landover, Maryland  
Played: 1982-86  
All-American: 1986



### LEN BIAS'S CAREER STATISTICS

YEAR	GP	FGM-FGA-PCT	FTM-FTA-PCT	AST	BLK	STL	PF-DQ	RBS-AVG	PTS	AVG
1982-83	30	86 - 180 - .478	42 - 66 - .636	22	16	10	55 - 1	125 - 4.2	217	7.2
1983-84	32	211 - 372 - .567	66 - 86 - .767	48	24	13	81 - 3	145 - 4.5	488	15.3
1984-85	37	274 - 519 - .530	153 - 197 - .777	65	33	34	106 - 2	251 - 6.8	701	18.9
1985-86	32	267 - 491 - .544	209 - 242 - .864	33	14	27	90 - 2	224 - 7.0	743	23.2
<b>TOTALS</b>	<b>131</b>	<b>838 - 1562 - .536</b>	<b>470 - 591 - .795</b>	<b>168</b>	<b>87</b>	<b>84</b>	<b>332 - 8</b>	<b>745 - 5.7</b>	<b>2146</b>	<b>16.4</b>

## Len Elmore

**ON ELMORE**— The best rebounder in Maryland history and one of the nation's best ever...rebounding prowess earned him a spot on most 1974 All-America squads along with offensive-minded teammates Tom McMillen and John Lucas...is the only player in Maryland history with more than 1,000 career rebounds (1,053)...his 1973-74 season average of 14.7 boards a game is the school's single-season record...his career rebounding average of 12.2 a game also is the Maryland record in that category...he owns six of the top 10 single game rebounding marks in school history and two of the top three season totals...his 412 rebounds in the 1973-74 season is the school record...was a three-time All-ACC performer and the team's Most Valuable Player in 1972-73 and its Outstanding Senior in 1973-74...was drafted in the first round of the 1974 NBA college draft by the Washington Bullets, but chose to sign with the Indiana Pacers of the American Basketball Association...spent 10 seasons in the ABA and NBA with the Pacers, Milwaukee Bucks, New Jersey Nets and New York Knicks...upon leaving professional basketball, he enrolled in Harvard Law School and graduated in 1987...he is the first former professional player to graduate from the prestigious law school.


## Albert King

**ON KING**— One of the most prolific scorers in school history, King is one of only a handful of Maryland players to average in double figures in each of his four seasons...ranks as the No. 2 all-time Maryland scorer with 2,058 points, only 88 points behind fellow All-American Len Bias on the school's charts...his career scoring average of 17.4 points per game is the fifth best in school history...his 38 points in an ACC Tournament game against Clemson is the fourth best individ-

ual game performance on the Maryland books...shared the 1980-81 team Most Valuable Player Award with Buck Williams after winning the award outright in 1979-80...was the ACC Player of the Year in 1979-80 and a first team All-ACC pick again in 1980-81...came to Maryland generally regarded as the nation's top high school recruit, having averaged 38.6 points and 22 rebounds a game as a prep senior...certainly lived up to that billing at Maryland and went on to star at the NBA...picked in the first round— 12th selection overall— by the New Jersey Nets in the 1981 NBA college draft...his older brother, Bernard, is a former NBA star and league scoring champion when he was with the Washington Bullets.

## John Lucas

**ON LUCAS**— Generally regarded as the greatest guard in the history of the Terrapins program...a two-time All-America selection and three-time All-ACC first team performer— the only Maryland player ever to earn that conference distinction...is the No. 3 scorer in Maryland history with 2,015 points...his 564 points in the 1973-74 season is the ninth-best single season output in school history...he is No. 2 on the school's career assists list...in the years when Lucas manned the point guard position, the Terrapins enjoyed their best seasons in terms of national finishes...the Terps finished No. 8 (1973), No. 4 (1974) and No. 5 (1974) in the final Associated Press polls in those three seasons with Lucas at the helm...was also a collegiate star in tennis, a sport in which he was a two-time ACC singles champion and once earned that title in doubles...was the No. 1 pick in the 1976 NBA college draft, taken by the Houston Rockets...currently the head coach of the San Antonio Spurs.



**Len Elmore**  
6-9, Center  
Springfield Gardens, New York  
Played: 1971-74  
All-American: 1974



**Albert King**  
6-7, Forward  
Brooklyn, New York  
Played: 1977-81  
All-American: 1981

### LEN ELMORE'S CAREER STATISTICS


YEAR	GP	FGM-FGA-PCT	FTM-FTA-PCT	AST	BLK	STL	PF-DQ	RBS-AVG	PTS	AVG
1971-72	32	126 - 273 - .462	95 - 126 - .745	37	—	—	83 - 3	351 - 11.0	347	10.8
1972-73	26	112 - 239 - .469	37 - 61 - .607	35	—	—	53 - 4	290 - 11.2	261	10.1
1973-74	28	170 - 324 - .525	69 - 91 - .758	48	—	—	74 - 0	412 - 14.7	409	4.6
<b>TOTALS</b>	<b>86</b>	<b>408 - 836 - .488</b>	<b>201 - 278 - .723</b>	<b>120</b>	<b>—</b>	<b>—</b>	<b>210 - 7</b>	<b>1053 - 12.2</b>	<b>1017</b>	<b>11.8</b>

### ALBERT KING'S CAREER STATISTICS

YEAR	GP	FGM-FGA-PCT	FTM-FTA-PCT	AST	BLK	STL	PF-DQ	RBS-AVG	PTS	AVG
1977-78	28	164 - 327 - .502	53 - 82 - .646	64	11	21	73 - 3	187 - 6.7	381	13.6
1978-79	28	191 - 387 - .494	62 - 81 - .765	62	10	30	62 - 2	144 - 5.1	444	15.9
1979-80	31	275 - 497 - .553	124 - 151 - .821	86	18	42	86 - 1	207 - 6.7	674	21.7
1980-81	31	232 - 462 - .502	95 - 117 - .812	92	11	26	93 - 3	177 - 5.7	559	18.0
<b>TOTALS</b>	<b>118</b>	<b>862 - 1673 - .515</b>	<b>334 - 431 - .775</b>	<b>304</b>	<b>50</b>	<b>119</b>	<b>314 - 9</b>	<b>715 - 6.1</b>	<b>2058</b>	<b>17.4</b>

### JOHN LUCAS'S CAREER STATISTICS

YEAR	GP	FGM-FGA-PCT	FTM-FTA-PCT	AST	BLK	STL	PF-DQ	RBS-AVG	PTS	AVG
1972-73	30	190 - 353 - .538	45 - 64 - .703	178	—	—	66 - 2	83 - 2.8	425	14.2
1973-74	28	253 - 495 - .511	58 - 77 - .753	159	—	—	73 - 2	82 - 2.9	564	20.1
1974-75	24	186 - 359 - .518	97 - 116 - .836	91	—	—	60 - 0	100 - 4.2	469	19.5
1975-76	28	233 - 456 - .511	91 - 117 - .778	86	—	—	77 - 2	109 - 3.9	557	19.9
<b>TOTALS</b>	<b>110</b>	<b>862 - 1663 - .518</b>	<b>291 - 374 - .778</b>	<b>514</b>	<b>—</b>	<b>—</b>	<b>276 -</b>	<b>374 - 3.4</b>	<b>2015</b>	<b>18.3</b>




**John Lucas**  
6-4, Guard  
Durham, North Carolina  
Played: 1972-76  
All-American: 1975 & 1976

# ALL-AMERICANS

## Tom McMillen

**ON McMILLEN**— A team leader — both on and off the court...averaged 20.5 points and 9.8 rebounds during his three-year career, while setting an example off the court by being selected all three years to the prestigious Academic All-America team...one of only three players to average more than 20 points per game in successive seasons and the only player in school history with a career scoring average above 20 points per game...he owns two of the top eight single season scoring marks and four times in his career scored more than 30 points in a ballgame...is the No. 5 career scorer in school history and the top scorer among players who were only eligible for three years (freshmen were not eligible for the varsity during McMillen's career)...led Maryland to the 1972 National Invitational Tournament Championship, earning Most Valuable Player of the tournament honors...played for the United States in the 1972 Olympic Games, where the USA earned the silver medal in its controversial game with the Soviets...played in the NBA for 11 seasons with Buffalo, Atlanta, New York and Washington, but put is professional career on a one-year hold in order to fulfill his Rhodes Scholarship obligation by studying for a year at Oxford...was elected in 1986 to the U.S. Congress from Maryland's 4th District.



**Tom McMillen**  
6-11, Forward  
Mansfield, Pennsylvania  
Played: 1971-74  
All-America: 1974  
Academic All-American:  
1972, 1973, & 1974



## Gene Shue

**ON SHUE**— Was the Terp's first high-profile basketball star...earned Converse and Helms Foundation All-America honors as a senior, when he averaged 21.8 points a game...owns the third best single game scoring total in school history, hitting for 40 points against Wake Forest in the 1959 Southern Conference Tournament...was selected as the Most Valuable Player of the tournament...was the school record holder in career scoring until 1974 when fellow All-American Tom McMillen assumed that role...still holds the No. 10 slot on the team's career list...enjoyed a successful career as a head coach in the NBA with Washington Bullets, Philadelphia 76ers and Los Angeles Clippers...He now is the general manager of the 76ers.



**Gene Shue**  
6-2, Forward  
Baltimore, Maryland  
Played: 1951-54  
All-American: 1954



### TOM McMILLAN'S CAREER STATISTICS

YEAR	GP	FGM-FGA-.PCT	FTM-FTA-PCT	AST	BLK	STL	PF-DQ	RBS-AVG	PTS	AVG
1971-72	32	235 - 428 - .549	197 - 241 - .817	33	—	—	67 - 3	306 - 9.6	667	20.8
1972-73	29	250 - 427 - .585	116 - 145 - .800	28	—	—	76 - 3	284 - 9.8	616	21.2
1973-74	27	214 - 404 - .530	96 - 126 - .762	41	—	—	69 - 1	269 - 10.0	524	19.4
<b>TOTALS</b>	<b>88</b>	<b>699 - 1259 - .555</b>	<b>409 - 512 - .799</b>	<b>102</b>	<b>—</b>	<b>—</b>	<b>212-7</b>	<b>859 - 9.8</b>	<b>1807</b>	<b>20.5</b>

### GENE SHUE'S CAREER STATISTICS

YEAR	GP	FGM-FGA-.PCT	FTM-FTA-PCT	AST	BLK	STL	PF-DQ	RBS-AVG	PTS	AVG
1951-52	21	—	—	—	—	—	—	—	224	10.6
1952-53	23	176 - 375 - .469	156 - 223 - .700	—	—	—	—	—	508	22.1
1953-54	30	237 - 469 - .506	180 - 228 - .789	—	—	—	—	—	654	21.8
<b>TOTALS</b>	<b>74</b>	<b>—</b>	<b>—</b>	<b>—</b>	<b>—</b>	<b>—</b>	<b>—</b>	<b>—</b>	<b>1386</b>	<b>18.7</b>

## Charles "Buck" Williams

**ON WILLIAMS**— An outstanding scorer and extraordinary rebounder, Williams earned All-America honors after his junior season— his last in college ball— in which he averaged 15.6 points and 11.7 rebounds a game...he is the No. 3 rebounder in Maryland history with 928 career boards, third only to fellow All-American Len Elmore and recent Terp star Derrick Lewis...his career average of 10.9 rebounds per game is the second best average in school history...he was an equally adept shooter, averaging in double figures each of his three seasons and registering the school's best-ever field goal percentage...his 61.5 percent prowess from the field is the school career record...led the ACC in rebounding as a freshman in 1978-79, was third in 1979-80 and was second in 1980-81...was a member of the 1980 United States Olympic Team that did not compete in the Moscow Games...applied for hardship placement in the NBA college draft and was selected as the No. 3 player overall by the New Jersey Nets...currently a member of the Portland Trailblazers.

## Walt Williams

**ON WILLIAMS**— One of the most prolific scorers and most versatile players in the history of the Maryland program...he holds a special place in the annals of Maryland basketball, as he played for Maryland for four seasons, despite the opportunity to turn professional early or transfer to another school because of the Terps' NCAA sanc-

tions....as a senior, he set the school record for points in a season with 776 and the school mark for scoring average with 26.8 points a game...scored a national-best seven-game streak of 30-or more point games...he ended his season with a 19-game, 20-point scoring streak— also the nation's longest...as a senior, he led the team in scoring in 26 of 29 games...he was a first team All-American by Scripps-Howard News Service, Los Angeles Athletic Club (Wooden All-America Team) and Basketball Times, and a second team selection of the Associated Press...he was a finalist for both the Wooden and Naismith Player of the Year Awards...he finished his career as the No. 6 all-time scorer in school history with 1,704 points...he finished his career as the school's all-time leader in steals with 175, No. 4 on the all-time assists list with 410, and No. 7 on the all-time blocks list with 81...in addition to his seven-game, 30-point streak, Williams totaled 11 games with 30 or more points as a senior and finished his career with 14 such games— the most of any Terp player in history...his career high of 39 points against Wake Forest is the fourth-best single game total in school history...prior to his senior season, he was selected to represent the United States as a member of the USA National Team that competed in the Pan American Games...he averaged 10.9 points a game— third best overall— and led the team in steals with 17, as the Americans won the bronze medal in Havana, Cuba...Williams was drafted by the Sacramento Kings in the first round of the 1992 NBA Draft, the seventh pick overall.



**Charles "Buck" Williams**  
6-8, Center/Forward  
Rocky Mount, North Carolina  
Played: 1978-81  
All-American: 1981



**Walt Williams**  
6-8, Guard  
Temple Hills, Maryland  
Played: 1988-92  
All-American: 1992



### BUCK WILLIAMS'S CAREER STATISTICS

YEAR	GP	FGM-FGA-PCT	FTM-FTA-PCT	AST	BLK	STL	PF-DQ	RBS-AVG	PTS	AVG
1982-83	30	86 - 180 - .478	42 - 66 - .636	22	16	10	55 - 1	125 - 4.2	217	7.2
1978-79	30	120 - 206 - .583	60 - 109 - .550	18	25	29	77 - 2	323 - 10.8	300	10.0
1979-80	24	143 - 236 - .606	85 - 128 - .664	27	17	32	87 - 4	242 - 10.1	371	15.5
1980-81	31	183 - 283 - .647	116 - 182 - .637	31	29	29	94 - 4	363 - 11.7	482	15.5
<b>TOTALS</b>	<b>85</b>	<b>446 - 725 - .615</b>	<b>216 - 419 - .623</b>	<b>76</b>	<b>86</b>	<b>75</b>	<b>258 - 10</b>	<b>928 - 10.9</b>	<b>1153</b>	<b>13.6</b>

### WALT WILLIAMS'S CAREER STATISTICS

YEAR	GP	FGM-FGA-PCT	FTM-FTA-PCT	AST	BLK	STL	PF-DQ	RBS-AVG	PTS	AVG
1991-92	29	256 - 542 - .472	175 - 231 - .758	104	28	60	98 - 6	162 - 5.6	776	26.8
1990-91	17	109 - 243 - .449	72 - 86 - .837	91	6	25	51 - 2	86 - 5.1	318	18.7
1989-90	33	143 - 296 - .483	104 - 134 - .776	149	34	57	115 - 7	138 - 4.2	420	12.7
1988-89	26	75 - 170 - .441	33 - 53 - .623	66	13	33	76 - 7	92 - 3.5	190	7.3
<b>Totals</b>	<b>105</b>	<b>583 - 1251 - .466</b>	<b>384 - 504 - .762</b>	<b>410</b>	<b>81</b>	<b>175</b>	<b>340-22</b>	<b>478 - 4.6</b>	<b>1704</b>	<b>16.2</b>

MARYLAND TERRAPINS

# HISTORY MAKING TERPS



# ACC AWARD-WINNING TERPS

## All-Atlantic Coast Conference

1953-54  
Gene Shue (1st Team)  
1954-55  
Bob Kessler (2nd Team)  
1955-56  
Bob Kessler (2nd Team)  
1956-57  
Bob O'Brien (2nd Team)  
1957-58  
Nick Davis (2nd Team)  
John Nacmick (2nd Team)  
1958-59  
Charles McNeil (2nd Team)  
1959-60  
Al Bunge (1st Team)  
1960-61  
Bob McDonald (2nd Team)  
1962-63  
Jerry Greenspan (2nd Team)  
1964-65  
Jay McMillen (2nd Team)  
1965-66  
Gary Ward (2nd Team)  
1968-69  
Will Hetzel (2nd Team)

1969-70  
Will Hetzel (2nd Team)  
1970-71  
Jim O'Brien (2nd Team)  
1971-72  
Tom McMillen (1st Team)  
Len Elmore (2nd Team)  
1972-73  
Tom McMillen (1st Team)  
Len Elmore (2nd Team)  
1973-74  
Len Elmore (1st Team)  
John Lucas (1st Team)  
Tom McMillen (2nd Team)  
1974-75  
John Lucas (1st Team)  
Owen Brown (2nd Team)  
Brad Davis (2nd Team)  
Maurice Howard (2nd Team)  
1975-76  
John Lucas (1st Team)  
1976-77  
Brad Davis (2nd Team)  
1978-79  
Larry Gibson (2nd Team)  
1979-80  
Albert King (1st Team)  
Greg Manning (2nd Team)  
Buck Williams (2nd Team)

1980-81  
Albert King (2nd Team)  
Buck Williams (2nd Team)  
1982-83  
Adrian Branch (2nd Team)  
Ben Coleman (2nd Team)  
1983-84  
Ben Coleman (2nd Team)  
1984-85  
Len Bias (1st Team)  
Adrian Branch (2nd Team)  
1985-86  
Len Bias (1st Team)  
1986-87  
Derrick Lewis (1st Team)  
1987-88  
Derrick Lewis (2nd Team)  
1988-89  
Tony Massenburg (3rd Team)  
1989-90  
Tony Massenburg (2nd Team)  
Jerrod Mustaf (3rd Team)  
1990-91  
Matt Roe (3rd Team)  
1991-92  
Walt Williams (1st Team)

## ACC Player of the Year

1979-80  
Albert King  
1984-85  
Len Bias  
1985-86  
Len Bias

## ACC Rookie of the Year

1978-79  
Buck Williams

## ACC Coach of the Year

1974-75  
Lefty Driesell  
1979-80  
Lefty Driesell

## ACC Player of the Week

1972-73  
Tom McMillen  
Jim O'Brien  
1973-74  
John Lucas  
Len Elmore  
1974-75  
Tom Roy (2 Times)  
John Lucas (2 Times)  
1975-76  
Steve Sheppard  
Maurice Howard  
John Lucas  
1977-78  
Lawrence Boston  
1978-79  
Ernest Graham  
Albert King  
Greg Manning  
1979-80  
Albert King (2 Times)  
Greg Manning  
1980-81  
Albert King (2 Times)  
1982-83  
Adrian Branch  
Herman Veal  
1983-84  
Ben Coleman (2 Times)  
Jeff Adkins  
Adrian Branch  
1984-85  
Len Bias  
Adrian Branch  
1985-86  
Len Bias (2 Times)  
1986-87  
Derrick Lewis  
1987-88  
Derrick Lewis  
1988-89  
John Johnson  
1989-90  
Tony Massenburg  
1991-92  
Walt Williams

## ACC Rookie of the Week

1970-71  
Jim O'Brien (2 Times)  
Darrell Brown  
Howard White  
1971-72  
Tom McMillen (4 Times)  
Len Elmore  
1972-73  
John Lucas (2 Times)  
1974-75  
Brad Davis (3 Times)  
Steve Sheppard  
1975-76  
Larry Gibson  
Lawrence Boston  
1976-77  
Bill Bryant (2 Times)  
Mike Davis  
Jo Jo Hunter  
1977-78  
Greg Manning (2 Times)  
Albert King  
1978-79  
Buck Williams (3 Times)  
1981-82  
Adrian Branch (3 Times)  
1982-83  
Ben Coleman (2 Times)  
1983-84  
Keith Gatlin  
1984-85  
Derrick Lewis (3 Times)  
1985-86  
John Johnson  
1986-87  
Teyon McCoy (2 Times)  
Steve Hood  
1987-88  
Brian Williams (2 Times)  
1988-89  
Jerrod Mustaf (3 Times)  
1990-91  
Garfield Smith  
1992-93  
Exree Hipp (2 Times)  
Johnny Rhodes (2 Times)

## All-ACC Academic

1966-67  
Jay McMillen  
1968-69  
Tom Milroy  
1971-72  
Tom McMillen  
1972-73  
Tom McMillen  
1973-74  
Tom McMillen  
1976-77  
Steve Sheppard  
Brian Magid  
1978-79  
Greg Manning  
1979-80  
Greg Manning  
1980-81  
Greg Manning  
1983-84  
Charles Driesell  
1984-85  
Charles Driesell  
1990-91  
Matt Roe



Greg Manning was an All-ACC performer on the court and an All-ACC Academic student in the classroom.

# ACC AWARD-WINNING TERPS

## All-ACC Tournament

- 1954
- Gene Shue (1st Team)
- 1956
- Bob Kessler (2nd Team)
- 1957
- John Nacincik (2nd Team)
- 1958
- Nick Davis (1st Team)
- Charles McNeil (1st Team)
- Al Bunge (2nd Team)
- 1961
- Bill Stasiulatis (2nd Team)
- 1962
- Jerry Greenspan (2nd Team)
- 1965
- Jay McMillen (2nd Team)
- Gary Ward (2nd Team)
- 1972
- Tom McMillen (1st Team)
- Jim O'Brien (2nd Team)
- Len Elmore (2nd Team)
- 1973
- John Lucas (1st Team)
- Tom McMillen (1st Team)
- Jim O'Brien (1st Team)
- 1974
- Maurice Howard (1st Team)
- John Lucas (1st Team)
- Tom McMillen (1st Team)
- Owen Brown (2nd Team)
- Len Elmore (2nd Team)
- 1975
- Maurice Howard (1st Team)
- 1976
- Brad Davis (1st Team)
- 1978
- Lawrence Boston (1st Team)
- Larry Gibson (2nd Team)
- 1979
- Larry Gibson (2nd Team)
- 1980
- Albert King (MVP)
- Greg Manning (1st Team)
- Ernest Graham (2nd Team)
- Buck Williams (2nd Team)
- 1981
- Albert King (1st Team)
- Buck Williams (1st Team)
- Ernest Graham (2nd Team)
- 1984
- Len Bias (MVP)
- Ben Coleman (1st Team)
- Adrian Branch (2nd Team)
- 1986
- Len Bias (1st Team)
- 1988
- Keith Gatlin (2nd Team)
- 1989
- Tony Massenburg (1st Team)
- 1992
- Walt Williams (2nd Team)



Albert King scored these two on his way to being named MVP of the 1980 ACC Tournament.



John Lucas (15) and Owen Brown (42) both were named All-ACC Tournament in 1974. Maryland had five players selected to the first or second All-Tournament teams that year.

## All-Southern Conference

- 1930-31
- Bosey Berger
- Ed Ronkin
- 1932-33
- Rufus Vincent
- 1935-36
- Bernie Buscher
- Vic Willis
- 1937-38
- George Knepley
- 1938-39
- George Knepley
- Eddie Johnson
- George DeWitt
- 1944-45
- Jack Flynn
- 1948-49
- Lee Brawley

## All-Southern Conference Tournament

- 1931
- Bosey Berger
- Ed Ronkin
- 1939
- George Knepley
- 1945
- Jack Flynn
- 1951
- Dick Koffenberger
- 1953
- Gene Shue (MVP)



Gene Shue was the 1953 Southern Conference Tournament MVP.

# AWARD-WINNING TERPS

## Academic

### All-America

1971-72  
Tom McMillen (1st Team)  
1972-73  
Tom McMillen (1st Team)  
1973-74  
Tom McMillen (1st Team)  
1980-81  
Greg Manning (2nd Team)  
1990-91  
Matt Roe (1st Team)

### Phi Beta Kappa


1978-79  
Eric Shrader

### NCAA Post-Graduate Scholarship

1970  
Tom Milroy (alt.)  
1974  
Tom McMillen  
1981  
Greg Manning  
1991  
Matt Roe

### Scholar Athlete Award

1989-90  
Matt Roe  
1990-91  
Matt Roe  
1991-92  
Vince Broadnax



**Tom McMillen:** One of five Academic All-Americans at Maryland, he earned the honor three times.

## Most Valuable Player

1969-70  
Rod Horst  
1970-71  
Barry Yates  
1971-72  
Len Elmore  
Tom McMillen  
1972-73  
Len Elmore  
1973-74  
Tom McMillen  
1974-75  
John Lucas  
1975-76  
Maurice Howard  
1976-77  
Larry Gibson  
1977-78  
Larry Gibson  
1978-79  
Larry Gibson  
1979-80  
Albert King  
1980-81  
Albert King  
Buck Williams  
1981-82  
Adrian Branch  
1982-83  
Adrian Branch  
Ben Coleman  
1983-84  
Ben Coleman  
1984-85  
Len Bias  
1985-86  
Len Bias  
1986-87  
Derrick Lewis  
1987-88  
Derrick Lewis  
1988-89  
Tony Massenburg  
1989-90  
Tony Massenburg  
1990-91  
Cedric Lewis  
Matt Roe  
1991-92  
Walt Williams  
1992-93  
Kevin McLinton

## Most Improved Player

1969-70  
Sparky Still  
1970-71  
Jim O'Brien  
1971-72  
Darrell Brown  
1972-73  
John Lucas  
1973-74  
Owen Brown  
1974-75  
Maurice Howard  
1975-76  
Brad Davis

1976-77  
Lawrence Boston  
1977-78  
Greg Manning  
1978-79  
Ernest Graham  
1979-80  
Taylor Baldwin  
1980-81  
Steve Rivers  
1981-82  
Charles Pittman  
1982-83  
Len Bias  
1983-84  
Terry Long  
1984-85  
Jeff Baxter  
Tom Jones  
1985-86  
Jeff Baxter  
1986-87  
Dave Dickerson  
1987-88  
Tony Massenburg  
1988-89  
Cedric Lewis  
1989-90  
Jesse Martin  
1990-91  
Kevin McLinton  
1991-92  
Evers Burns  
1992-93  
Chris Kerwin

## Alvin Aubinoe Greatest Career Contribution

1969-70  
Will Hetzel  
1970-71  
Jay Flowers  
1971-72  
Charlie Blank  
1972-73  
Jim O'Brien  
1973-74  
Tom McMillen  
1974-75  
Bill Hahn  
1975-76  
John Lucas  
1976-77  
John Pavlos, Mgr.  
1977-78  
Lawrence Boston  
1978-79  
Larry Gibson  
1979-80  
John Bilney  
1980-81  
Albert King  
1981-82  
Dutch Morley  
1982-83  
Adrian Branch  
1983-84  
Jeff Adkins  
1984-85  
Chuck Driesell


1985-86  
Len Bias  
1986-87  
not awarded  
1987-88  
Derrick Lewis  
1988-89  
Dave Dickerson  
1989-90  
Tony Massenburg  
1990-91  
Cedric Lewis  
1991-92  
Walt Williams  
1992-93  
Evers Burns

## Newcomer of the Year

1987-88  
Brian Williams  
1988-89  
Jerrod Mustaf  
1989-90  
Evers Burns  
1990-91  
Garfield Smith  
1991-92  
John Walsh  
1992-93  
Exree Hipp  
Johnny Rhodes



**Kevin McLinton:** He was the Terps' Most Valuable Player in 1992-93.



**Darrell Brown:** He was voted the Most Improved Player during the 1971-72 season.



**Coaches' Award**

- 1989-90  
Jerrod Mustaf
- 1990-91  
Cedric Lewis
- 1991-92  
Garfield Smith
- 1992-93  
Kurtis Shultz

**Chris Patton  
Rebounding Award**

- 1969-70  
Rod Horst
- 1970-71  
Barry Yates
- 1971-72  
Len Elmore
- 1972-73  
Len Elmore
- 1973-74  
Len Elmore
- 1974-75  
Tom Roy
- 1975-76  
Lawrence Boston
- 1976-77  
Larry Gibson
- 1977-78  
Larry Gibson
- 1978-79  
Buck Williams
- 1979-80  
Buck Williams
- 1980-81  
Buck Williams
- 1981-82  
Herman Veal
- 1982-83  
Ben Coleman
- 1983-84  
Ben Coleman
- 1984-85  
Len Bias
- 1985-86  
Len Bias
- Derrick Lewis
- 1986-87  
Derrick Lewis
- 1987-88  
Derrick Lewis
- 1988-89  
Tony Massenburg

**Buck Williams  
Rebounding Award**

- 1989-90  
Tony Massenburg
- 1990-91  
Cedric Lewis
- 1991-92  
Evers Burns
- 1992-93  
Evers Burns

**Bud Millikan Defensive  
Player of the Year**


- 1990-91  
Vince Broadnax
- Cedric Lewis
- 1991-92  
Vince Broadnax
- 1992-93  
Kevin McLinton

**Mr. Hustle Award**

- 1989-90  
Vince Broadnax
- 1990-91  
Vince Broadnax
- 1991-92  
Chris Kerwin
- 1992-93  
Mike Thibeault

**Outstanding Free  
Throw Shooter**

- 1989-90  
Walt Williams
- 1990-91  
Walt Williams
- 1991-92  
Kevin McLinton
- 1992-93  
Kevin McLinton



Vince Broadnax: He earned the Defensive Player of the Year and the Hustle award, each twice.



Tony Massenburg: Led Maryland in rebounding twice during his career.



Tom Roy: Maryland's leading rebounder during the 1974-75 season.

**Most Assists Award**

- 1989-90  
Walt Williams
- 1990-91  
Kevin McLinton
- 1990-91  
Kevin McLinton
- 1992-93  
Kevin McLinton

**Senior Award**

- 1990-91  
Cedric Lewis
- 1991-92  
Matt Downing
- 1992-93  
Chris Kerwin

**Chevrolet Scholarship  
Game MVP Awards**

- 1982-83  
Adrian Branch vs. Houston
- Ben Coleman vs. Notre Dame
- 1983-84  
Jeff Adkins vs. Boston College
- Herman Veal vs. Notre Dame
- Keith Gatlin vs. North Carolina
- Adrian Branch vs. Virginia
- 1988-89  
Jesse Martin vs. Duke

# LETTERWINNERS

## “A”

Acito, Joseph, 1944  
 Adams, Donald, 1926-27-28  
 Adkins, Jeff, 1982-83-84-85  
 Allen, John, 1929  
 Allen, Benjamin, 1936-37  
 Archer, Rudy, 1988  
 Anderson, Mike, 1990  
 Andorka, William, 1935  
 Armsworthy, Frank, 1949-50  
 Auslander, Brian, 1969, 1971  
 Avery, John, 1966-67-68

## “B”

Baitz, Edward, 1942-43  
 Baker, Harmon, 1925  
 Balachow, David, 1945  
 Baldwin, Taylor, 1979-80-81-82  
 Barton, Joseph, 1962  
 Baumann, Joseph, 1946  
 Baxter, Jeff, 1983-84-85-86  
 Beamer, Francis, 1938-39  
 Beatty, William, 1924-25-26  
 Bechtle, Gerald, 1958-59-60  
 Behr, Samuel, 1945  
 Berger, Louis, 1930-31-32  
 Bengoechea, Adam, 1938-39-40  
 Berlin, H.S., 191819  
 Bias, Leonard, 1983-84-85-86  
 Bilney, John, 1977-78-79-80  
 Blank, Charles, 1970-71-72  
 Blumberg, Norman, 1960-61  
 Bodell, Bob, 1971-72-73  
 Body, Robert, 1971-72-73  
 Boland, Samuel, N/A  
 Bosley, Robert, 1945  
 Boston, Lawrence, 1976-77-78  
 Bowie, William, 1936-37  
 Boyd, Arthur, 1925-26-27  
 Boyle, John, 1975-76  
 Branch, Adrian, 1982-83-84-85  
 Brawley, C. Lee, 1949-50-51-52  
 Brayton, Neil, 1964-65-66

Brenner, John, 1942  
 Bristol, Wayne, 1992-93  
 Broadnax, Vince, 1989-90-91  
 Brooks, Ronald, 1952-53-54  
 Brown, Darrell, 1971-72-73  
 Brown, Owen, 1973-74-75  
 Brown, William, 1946-47-48  
 Bryant, Bernard, 1935  
 Bryant, William, 1936-37  
 Bryant, William, 1977-78  
 Buckley, John, 1945  
 Bunge, Al, 1958-59-60  
 Burch, Samuel, 1943  
 Burger, Joseph, 1924-25  
 Burns, Evers, 1990-91-92-93  
 Burton, Tim, 1984-85-86-87  
 Buscher, Alton, 1932-33-34  
 Buscher, Bernard, 1934-35-36  
 Butler, Jay, 1953

## “C”

Campbell, William, 1945  
 Cardwell, Lee, 1925-26  
 Carlson, Philip, 1963-64-65  
 Carpenter, Conrad, 1962-63  
 Carter, Harold, 1934  
 Cartwright, Mark, 1972  
 Chalmers, George, 1930-31-32  
 Chalmers, Steve, 1945  
 Chamberlain, Kevin, 1990  
 Chase, Spencer, 1932-33-34  
 Chong, Eddie, 1989-90  
 Chronister, Jon, 1992  
 Clark, Jackie, 1964-65-66  
 Cohen, Morns, 1932  
 Cole, Kenneth, 1913-14  
 Coleman, Ben, 1983-84  
 Collins, James, 1938  
 Connelly, Thomas, 1951  
 Crawford, Mark, 1977  
 Crescenze, Edward, 1948  
 Cranister, John, 1991  
 Crosthwait, Samuel, 1927  
 Cutler, Robert, 1958

## “D”

Daly, Edward, 1935  
 Danko, Eugene, 1958-59  
 Davis, Brad, 1975-76-77  
 Davis, Michael, 1977-78  
 Davis, Nick, 1956-57-58  
 Davis, Todd, 1990-91-92  
 Day, S.E., 1913  
 Dean, Thurston, 1927-28-29  
 Darstynne, R.S., 1914  
 DeCosmo, Michael, 1964-65  
 DeWitt, George, 1939-40  
 Dickerson, David, 1986-87-88-89  
 Diftie, Granville, 1950  
 Dilworth, Robert, 1953-54-55  
 Downing, Matt, 1991-92  
 Drescher, Richard, 1967-68  
 Driesell, Charles, 1982-83-84-85  
 Dudley, Aaron, 1991-92  
 Dunlap, Howard, 1956  
 DuVall, Mearle, 1940, 1942  
 Dyer, Harold, 1934

## “E”

Edwards, John, 1946-47-48-49  
 Eicher, Robert, 1961-62-63  
 Eiseman, John, 1918-19  
 Elmore, Leonard, 1972-73-74  
 Englebert, Erwin, 1944  
 Ensor, Lionel, 1924-25-26  
 Eskin, Neal, 1981-82-83-84  
 Etienne, Max, 1989-90  
 Evans, Warren, 1933  
 Evans, William, 1928-29-30  
 Everett, Robert, 1953-54-55

## “F”

Faber, John, 1924-25-26-27  
 Farmer, Edward, 1983  
 Farrell, Shawn, 1978  
 Fellows, Frank, 1951, 1953  
 Fennel, E.O., 1944  
 Ferguson, Scott, 1962-63-64  
 Feters, Robert, 1941-42  
 Fern, Gustav, 1957  
 Finniff, Doug, 1991  
 Flowers, Jay, 1970  
 Flynn, John, 1944-45-46  
 Fothergill, Mark, 1980, 82-83-84  
 Franklin, James, 1964-65-66  
 Franklin, William, 1965-66  
 Fuqua, Frank, 1955

## “G”

Garrett, Ashton, 1941  
 Gatlin, Keith, 1984-85-86-88  
 Gaylor, Robert, 1929-30  
 Gell, David, 1991  
 Gibson, Lawrence, 1976-77-78-79  
 Gilbert, H.D., 1919  
 Gilmore, Jack, 1941  
 Gleasner, John, 1946  
 Gordley, Larry, 1972  
 Graham, Ernest, 1978-79-80-81  
 Greco, Ralph, 1952-53-54  
 Greenspan, Gerald, 1961-62-63  
 Gregg, David, 1986  
 Groves, John, 1924  
 Guckeyson, Bill, 1935, 1937

## “H”

Hahn, William, 1973-74-75  
 Hall, Irving, 1924  
 Halleck, James, 1957-58-59  
 Hammerlund, Robert, 1937  
 Hankin, Robert, 1950  
 Hardiman, Robert, 1955-56-57  
 Harrington, Joseph, 1965-66-67  
 Hart, Robert, 1978-79  
 Hathaway, Jeff, 1978-79  
 Headley, Coleman, 1938  
 Heagy, Al, 1928-29-30  
 Heatley, Jack, 1945  
 Heil, George, 1940  
 Heise, John, 1946-47  
 Henderson, David, 1977, 1979-80  
 Hess, Harry, 1930-31  
 Hetzel, Fred, 1928-29-30  
 Hetzel, Will, 1968-69-70  
 Hilden, Charles, 1944  
 Hpp, Exree, 1993  
 Hisle, John, 1932  
 Hoffecker, Thomas, 1945  
 Holbert, Peter, 1981-82-83-84  
 Hood, Steve, 1987-88  
 Horn, Hechert, 1942  
 Horst, Rod, 1968-69-70  
 Horton, Frank, 1992  
 Housley, Samuel, N/A  
 Howard, Maunce, 1973-74-75-76  
 Hughes, Harry, 1946  
 Huntemann, Charles, 1913-14  
 Hunter, Jo Jo, 1977-78

## “J”

Jackson, William, 1951  
 Jackson, Reggie, 1979-80-81-82  
 Jaeck, Paul, 1945  
 James, Robert, 1942-43  
 Jarmoska, George, 1941  
 Jelus, Paul, 1960-61-62  
 Johnson, Edward, 1937-38-39  
 Johnson, James, 1951-52  
 Johnson, John, 1986-87-88-89  
 Johnson, Julius, 1967-68-69  
 Jones, Thomas, 1985-86  
 Jones, William, 1966-67-68

## “K”

Kaluzinski, Matt, 1989-90  
 Kann, R.S., 1918  
 Kaplan, Zev, 1955  
 Karver, Mark, 1987-88  
 Kassel, Steve, 1979-80-81  
 Kasoff, Mitch, 1987-88-89-90  
 Kebeck, Steve, 1970-71  
 Keene, Robert, 1946  
 Keller, Charles, 1935-36-37  
 Kelleher, Bruce, 1960-61-62  
 Kerwin, Chris, 1992-93  
 Kessler, Robert, 1954-55-56  
 King, Albert, 1978-79-80-81  
 Kinsman, James, 1943  
 Knepley, George, 1937-38-39  
 Knepley, Robert, 1942  
 Knode, Robert, 1919  
 Koffenberger, 1950-51-52  
 Krukar, Pete, 1958-59-60

## “L”


Ladd, Robert, 1957  
 Lake, William, 1946  
 Lann, Alvin, 1948, 1950  
 Leuci, Victor, 1954  
 Levin, Julius, 1933  
 Levin, Morris, 1952-53  
 Levine, Frank, 1933



Charles Blank earned three varsity letters and was a member of Maryland's 1972 NIT Championship team.



Joe Harrington earned three varsity letters, was co-captain of the 1966-67 team and a Terp assistant coach.



Mike Anderson earned a varsity basketball letter in 1990 and four in football, 1985, '86, '87, '89.

Lewis, Cedric, 1988-89-90-91  
 Lewis, Derrick, 1985-86-87-88  
 Lewis, Robert, 1964  
 Linkous, Fred, 1926-27-28  
 Long, Terry, 1984-85-86  
 Lucas, John, 1973-74-75-76  
 Lucas, Mario, 1993  
 Luney, William, N/A

“M”

MacDonald, Jan, 1968  
 Mack, Charles, 1949-50  
 Madigan, George, 1928-29-30  
 Magid, Brian, 1976-77  
 Mania, George, 1951-52-53  
 Manning, Greg, 1978-79-80-81  
 Marshall, Alfred, N/A  
 Marshall, Ted, 1960-61-62  
 Martin, Jesse, 1989-90  
 Massenburg, Tony, 1986-88-89-90  
 May, Charles, 1930-31-32  
 Mays, H. W., 1911  
 McCarthy, John, 1936-37-38  
 McCoy, Teyon, 1987-88  
 McCudy, Bruce, 1949  
 McDonald, Robert, 1959, 1961  
 McDonald, Leib, 1941  
 McGinnis, Wayne, 1957  
 McHale, Richard, 1971  
 McLinton, Kevin, 1990-91-92-93  
 McMillen, James, 1965-66-67  
 McMillen, Thomas, 1972-73-74  
 McNeil, Charles, 1958-59  
 McWilliams, Samuel, 1963-64  
 Mercer, Alvin, 1973-74  
 Merna, James, 1956  
 Michelson, Sheldon, 1967-68  
 Miller, Thomas, 1966  
 Milroy, Thomas, 1968-69-70  
 Mobus, Paul, 1936-37  
 Mondorf, Pershing, 1939-40  
 Mont, Thomas, 1942-43, 1947  
 Moore, Dwight, 1953  
 Moore, Perry, 1956-57-58  
 Moran, Donald, 1951-52-53  
 Morgan, J.A., 1918  
 Morin, Matt, 1990-91-92  
 Morley, Greg, 1979-80-81-82  
 Morris, Alan, 1972-73  
 Morris, John, 1932  
 Morris, William, 1913-14  
 Mueller, Richard, 1964  
 Multz, Milton, 1937-38, 1940  
 Murphy, William, 1957-58-59  
 Murray, Robert, 1948, 1950  
 Mustaf, Jerrod, 1989-90

“N”

Nacincok, John, 1956-57-58  
 Nakannua, Jeff, 1973  
 Nared, Greg, 1986-87-88-89  
 Neal, John, 1971-72  
 Nevin, Phil, 1987  
 Newsome, John, 1975-76  
 Nofsinger, Michael, 1960-61-62  
 Norris, John, 1930-31-32  
 Nuttle, Byron, 1943

“O”

O'Brien, James, 1971-72-73  
 O'Brien, Robert, 1955-56-57  
 Ochsenreiter, Eugene, 1939-40-41

“P”

Palmer, Bryan, 1983, 1985  
 Parker, Alvin, 1924  
 Patton, Chris, 1975-76  
 Pavlos, John, 1975-76-77  
 Peck, Malvin, 1944, 1947  
 Peebles, Irving, 1924  
 Petrovic, Nemanja, 1993  
 Pinocci, Peter, 1946  
 Pittman, Charles, 1981-82  
 Pitzer, John, 1930-31  
 Poling, William, 1946  
 Porac, Richard, 1972-73-74  
 Prins, Curtis, 1957

“R”

Radice, Julius, 1928-29-30  
 Raedy, Michael, 1919  
 Range, Alan, 1992  
 Rea, William, 1938-39-40  
 Reyes, Andre, 1987  
 Rhodes, Johnny, 1993  
 Rivers, Steve, 1981-82-83  
 Robinson, Jonathan, 1980-81  
 Roe, Matt, 1991  
 Ronkin, Edward, 1930-31-32  
 Rooney, Patrick, 1930  
 Roy, Thomas, 1973-74-75

“S”

Sandbower, John, 1954-55-56  
 Sanders, Harvey, 1970  
 Schaufler, Charles, 1955-56  
 Scheele, Thomas, 1935  
 Schmidt, Francis, 1933  
 Schroeder, David, 1961  
 Schuerholz, Donald, 1942-43, 1947  
 Schultz, Logan, 1938  
 Shaffer, Richard, 1939  
 Shanahan, Gerry, 1960  
 Sheppard, Steve, 1975-76-77  
 Shrader, Eric, 1977-78-79  
 Shue, Gene, 1952-53-54  
 Shultz, Kurtis, 1992-93  
 Shumate, John, 1947  
 Siegnst, Ronald, 1948-49  
 Simpkins, Duane, 1993  
 Simms, Harvey, 1939  
 Smallwood, Lawrence, 1928-29  
 Smith, Bernard, 1948-49-50  
 Smith, Garfield, 1991-92  
 Snyder, Robert, 1933-34  
 Sothoron, Norwood, 1934-35  
 Stasiulatis, William, 1961-62-63  
 Steiner, Carlton, 1942  
 Steinman, Edward, 1964  
 Stevens, James, 1918  
 Stevens, Myron, 1925-26-27  
 Steber, Fred, 1933  
 Still, James, 1970-71  
 Stobaugh, Richard, 1969  
 Stone, Junior, 1918-19  
 Strachan, John, 1951  
 Suder, George, 1964  
 Suit, Jack, 1941  
 Sullivan, William, 1969  
 Supplee, William, 1924-25-26  
 Sweeney, Daniel, 1963



James Johnson earned two letters in 1951 and 1952, two years that the Terps competed in the Southern Conference.



Steve Sheppard played on the 1975 regular season ACC Championship Terps and earned three letters, 1975, '76 and '77.



Ted Marshall won three letters playing for the Terps in 1960, '61 and '62.

“T”

Taylor, Richard, 1949  
 Thibeault, Mike, 1991-92-93  
 Thomas, Fred, 1936-37  
 Thurston, Robert, 1955  
 Tillman, James, 1976-77  
 Traps, Ernest, 1942-43  
 Trimble, Japeth, 1972, 1974  
 Troxell, Walter, 1924-25-26  
 Truax, Terry, 1967-68  
 Tull, J.J., 1914  
 Turyon, Victor, 1946-47  
 Tuschak, Richard, 1944

“U”

Ulman, Bernard, 1941

“V”

Vannais, Leon, 1940  
 Veal, Herman, 1981-82-83-84  
 Vincent, J.M., 1914  
 Vincent, Rufus, 1932-33-34

“W”

Wainwright, Troy, 1988-89-90  
 Walker, George, 1933  
 Walker, Rodney, 1988  
 Waller, Edward, 1947  
 Walsh, John, 1992-93  
 Ward, Gary, 1964-65-66  
 Waters, Albert, 1935-36-37  
 Weber, George, 1933  
 Webster, David, 1954-55  
 Weidinger, Charles, 1940  
 Weingarten, Julian, 1957-58  
 Wharton, James, 1941  
 Wheeler, Waverly, 193637-38  
 White, Joseph, 1942  
 White, Howard, 1971-72-73  
 Wiles, F. Michael, 1969-70  
 Williams, Brian, 1988  
 Wiles, Peter, 1960  
 Williams, Charles, 1979-80-81  
 Williams, Gary, 1965-66-67

Williams, Wait, 1989-90-91-92  
 Wilson, Robert, 1931-32  
 Wilson, Robert, 1960-61  
 Wilson, Len, 1913  
 Winnemore, Augustine, 1929  
 Wise, Richmond, 1964-65-66  
 Woodward, Arthur, 1940-41  
 Worthington, Charles, 1969  
 Wnght, Spencer, 1948-49

“Y”

Yates, Barry, 1971  
 Yordy, Robert, 1945, 1949  
 Young, Corley, 1990  
 Young, Thomas, 1953-54, 1958  
 Yowell, Roy, 1934

“Z”

Zalesak, Emanuel, 1924  
 Zimmerman, James, 1935

# WHERE ARE THEY NOW?

Maryland's basketball heritage extends beyond the confines of a 94-foot piece of hardwood. Men who competed for the University graduated into careers as doctors, lawyers, businessmen, pilots and dozens of other professional positions. Here's a look at where some of Maryland's basketball alumni are now (the year in parenthesis is the last year the individual lettered at Maryland).

- Jeff Adkins (1985)**  
Graduate Student,  
Salisbury, Md.
- Jeff Baxter (1986)**  
Manager, Federal Express  
Corp., Ft. Washington, Md.
- Jerry Bechtle (1960)**  
Deputy Director,  
United States  
Secret Service
- John Bilney (1980)**  
Regional Manager, Woods  
Wire Products, Inc.,  
Indianapolis, Ind.
- Al Bleich (1961)**  
Cardiologist, Atlanta, Ga.
- Bob Bodell (1973)**  
Mortgage Banker, Franklin  
Mortgage Capital Corp.,  
McLean, Va.
- John Boyle (1976)**  
Investment Banker, Ferris,  
Baker, Watts,  
Baltimore, Md.
- Adrian Branch (1985)**  
Professional Basketball  
Player, Australia



**Evers Burns:** A second round NBA draft pick in 1993 and a member of the Sacramento Kings.

- Neil Brayton (1966)**  
Dentist,  
Chestertown, Md.
- Lee Brawley (1952)**  
Vice President for Sales,  
Sunbeam Bread, Beatrice  
Food, Co., Orangeburg, SC
- Vince Broadnax (1992)**  
Account Representative,  
Federal Deposit Insurance  
Corporation,  
Washington, DC
- Darrell Brown (1973)**  
Corrections Officer,  
Pittsburgh, Pa.
- Conrad Carpenter (1963)**  
Government Contractor,  
Silver Spring, Md.
- Ben Coleman (1984)**  
Former Professional  
Basketball Player,  
Milwaukee Bucks
- Tom Connelly (1953)**  
Airline Pilot,  
United Airlines
- Gene Danko (1959)**  
Physician,  
Pittsburgh, Pa.
- Brad Davis (1977)**  
Assistant General  
Manager,  
Dallas Mavericks
- Dave Dickerson (1989)**  
Assistant Coach,  
Radford University
- Richard Drescher (1968)**  
Outdoor Guide, Real  
Estate Investor,  
Cambridge, Md.
- Chuck Driesell (1985)**  
Assistant Coach, James  
Madison University
- John Edwards (1949)**  
Retired Vice President,  
Chessie System,  
Richmond, Va.



**Jack Flynn:** A three-time letterwinner for the Maryland basketball team and the former director of the M Club, the athletic department letterman's association.

- Leonard Elmore (1974)**  
Attorney,  
Washington, D.C.
- Neal Eskin (Mgr., 1984)**  
Director, Marketing,  
University of Maryland
- Warren Evans (1936)**  
Retired Teacher, Fredenck  
County Schools
- Bob Everett (1955)**  
Owner/Operator, McCrea  
Equipment, Co., Marlow  
Heights, Md.
- Jack Faber (1927)**  
Former Chairman,  
Department of  
Microbiology, University of  
Maryland/former  
President, Atlantic Coast  
Conference/former Head  
Lacrosse Coach,  
University of Maryland
- Frank Fellows (1953)**  
Retired Assistant Dean,  
Department of Physical  
Education, University of  
Maryland/former Head  
Basketball Coach,  
University of Maryland
- Scott Ferguson (1964)**  
Chairman of the Board &  
CEO, Lenders, Corp.,  
La Jolla, Calif.

- Jack Flynn (1946)**  
Former Director, Air  
Transport Policy, United  
States Department of  
Transportation/Formers  
Director, M-Club,  
University of Maryland
- John Gilmore (1941)**  
Attorney,  
Bethesda, Md.
- Gerald Greenspan (1963)**  
Real Estate Developer,  
New Brunswick, N.J.
- Billy Hahn (1975)**  
Assistant Basketball  
Coach, University of  
Maryland
- Robert Hardiman (1957)**  
Director, Regulatory  
Relations, C&P Telephone  
Co., Richmond, Va.
- Joe Harrington (1967)**  
Head Basketball Coach,  
University of Colorado
- Jeff Hathaway (Mgr., 1979)**  
Associate Athletic  
Director, University of  
Connecticut
- Jack Heise (Mgr., 1947)**  
Attorney, Heise,  
Jorgenson & Stefanell,  
Silver Spring, Md.
- David Henderson (1980)**  
Engineer, Greenhorne &  
O'Mara, Inc., Greenbelt,  
Md.
- Fred Hetzel, Sr., (1930)**  
Director, Employment  
Service, United States  
Department of Labor



**Joe Harrington:** A three-time letter winner and former Terp assistant coach, he is now the head men's basketball coach at the University of Colorado.

- J. Wayne Hisle (1932)**  
Retired Executive Vice  
President, Rockefeller  
Center, Inc.
- Mo Howard (1976)**  
High School Basketball  
Coach, Philadelphia, Pa.
- Ed Hurson (1946)**  
Vice President, General  
Electric, Co.
- Paul Jaeck (1950)**  
Financial Analyst, Federal  
Home Loan Bank &  
Building
- Reggie Jackson (1982)**  
Account Representative,  
St. Anthony's Publishing,  
Co., Alexandria, Va.



**Tom Roy:** A member of Maryland's regular season ACC Champion in 1975 and now a computer salesman in Philadelphia, Pa.

**Paul Jelus (1962)**  
Dentist/Orthodontist,  
Molland, Pa.

**Edwin Johnson (1939)**  
Farm Owner

**John Johnson (1989)**  
Salesman, Coca-Cola, Inc.  
Alexandria, VA

**Billy Jones (1968)**  
Vice President, Martin  
Marietta Corp.,  
Orlando, Fla.

**Zev Kaplan (1981)**  
Attorney, Las Vegas, Nev.

**Mitch Kasoff (1990)**  
Insurance Saleman,  
Baltimore, Md.

**Bob Keene (1949)**  
Vice President for  
Marketing, Control Data,  
Corp.

**Charlie Keller (1937)**  
Retired Major League  
Baseball Player, N.Y.  
Yankees & Detroit Tigers



**Greg "Dutch" Morley: He played on three of Maryland's strongest teams and now works for B. Frank Joy Construction in Bladensburg, Md.**

**Harold Keller (1945)**  
Former Farm System  
Director, Minnesota Twins  
& Seattle Mariners

**Bob Kessler (1956)**  
Airline Pilot, USAir

**Albert King (1981)**  
Professional Basketball  
Player

**Jim Kinsman (1944)**  
Director, State of Florida  
YMCA, Tallahassee, Fla.

**Bob Lewis (1965)**  
Lawyer, Shearman &  
Sterling, San Francisco,  
Calif.



**Bob O'Brien: A three time varsity letterwinner at Maryland and now a coach in the Prince George's (MD) school system.**

**Cedric Lewis (1991)**  
Professional Basketball  
Player, France

**Derrick Lewis (1988)**  
Professional Basketball  
Player, France

**John Lucas (1976)**  
Former Professional  
Basketball Player, Houston  
Rockets

**John MacDonald (1968)**  
Special Agent, United  
States Secret Service

**Greg Manning (1981)**  
Director, M-Club,  
University of Maryland/  
Maryland basketball  
radio color commentator

**Tony Massenburg (1990)**  
Professional Basketball  
Player, Spain

**Jay McMillen (1967)**  
Physician,  
St. Joseph, Mo.

**Al Mercer (1974)**  
Director of  
Communications, George  
Washington Medical  
Center, Washington, D.C.

**Jim Merna (Mgr., 1957)**  
Press Secretary, Federal  
Energy Commission

**Tom Mont (1947)**  
Retired Director of  
Athletics, DePauw  
University

**Perry Moore (1958)**  
Retired Director of  
Athletics, Cal-State Long  
Beach

**Greg "Dutch" Morley (1982)**  
B. Frank Joy Construction,  
Bladensburg, Md.

**Bob Murray (1956)**  
Deputy Director, Safety  
Mgt., United States  
Department of the Army

**Jerrold Mustaf (1990)**  
Professional Basketball  
Player, Phoenix Suns

**Bob Nardone (1960)**  
Publishing Executive,  
Chatham, NJ

**Greg Nared (1989)**  
Sales Representative, Nike  
Corp., Lanham, Md.

**Bob O'Brien (1956)**  
Coach, PG County High  
Schools

**Jim O'Brien (1973)**  
Regional Vice-President,  
Integon Corp., Nokesville,  
Va.


**Gene Ochsenreiter (1941)**  
Former Mayor, Asheville,  
N. C.

**Skeets Parker (1926)**  
Director, Riggs National  
Bank, Washington, D.C.

**Rich Porac (1974)**  
Dentist, Frederick, Md.

**Tom Roy (1975)**  
Computer Salesman,  
Philadelphia, Pa.

**John Sandbower (1956)**  
Lawyer,  
Baltimore, Md.



**Terry Truax: A teammate of Gary Williams' in the late 1960s and now the head men's basketball coach at Towson State University.**

**Drew Schaufler (1957)**  
Vice President for  
Investment Banking,  
Wheat First Securities

**Don Schuerholz (1947)**  
Retired Civil Engineer,  
Baltimore, Md.

**Eric Sharder (1979)**  
Medical Doctor, University  
of Virginia Medical School

**Gene Shue (1954)**  
General Manager,  
Philadelphia 76ers,  
Philadelphia, Pa.



**Gary Ward: Played three varsity basketball seasons in College Park and is now a lawyer in Upper Marlboro, Md.**

**John Shumate (1947)**  
Travel Executive,  
Memphis, Tenn.

**Ron Siegrist (1950)**  
Vice President, Electronics  
Co., Lutherville, Md.

**Bob Thurston (1956)**  
Manager, Retirement  
Planning, Litton Industries

**Jap Trimble (1974)**  
Sales and Marketing  
Executive, WMAR-TV,  
Baltimore, Md.

**Terry Truax (1968)**  
Head Basketball Coach,  
Towson State University

**Vic Turyn (1947)**  
Retired FBI Agent &  
Specialist  
Ellicott City, Md.

**Gary Ward (1966)**  
Attorney,  
Upper Marlboro, Md.

**George Weber (1933)**  
Retired Director, Physical  
Plant and Supervisor of  
Engineering, University of  
Maryland

**Howard White (1973)**  
Retail Representative,  
Nike Inc., Lanham, Md.

**Mickey Wiles (1970)**  
Senior Vice  
President/Director of  
Marketing, Admral Corp.,  
Palm Coast, Fla.


**Buck Williams (1981)**  
Professional Basketball  
Player, Portland  
Trailblazers

**Gary Williams (1967)**  
Head Basketball Coach,  
University of Maryland

**Gus Winnemore (1929)**  
Retired Teacher, D.C.  
Public Schools

**Spence Wright (1949)**  
Chairman and CEO, First  
Federal Bank of  
Chattanooga,  
Chattanooga, Tenn.

**Tom Young (1958)**  
Former Head Basketball  
Coach, Old Dominion  
University



**Walt Williams: The seventh overall selection in the 1992 NBA draft, he is now a starter for the Sacramento Kings.**

# TERP OLYMPIANS

Representing one's country as an Olympian may be the highest honor an athlete can achieve. The men's basketball program at the University of Maryland has been fortunate to have had three such exemplary players during the illustrious history of the program.



*Buck Williams (standing, fourth from right) was a member of one of the strongest U.S. teams ever assembled. The team did not compete in Moscow because of the U.S. boycott of the Olympic Games.*

1980



*Buck Williams represented the University of Maryland on the 1980 U.S. Olympic team.*

## Tom McMillen



### 1972 U.S. Olympic Team Silver Medalist

Maryland's No. 5 career scorer and cornerstone of the highly successful Terp teams from 1972-74, McMillen represented the United States in 1972, when Head Coach Henry Iba's team earned a silver medal. McMillen was an Oxford Scholar who spent 10 seasons in the NBA. McMillen later served the United States as he was elected Congressman of Maryland's 4th District in 1986.

## Steve Sheppard



### 1976 U.S. Olympic Team Gold Medalist

One of Maryland's toughest ever players, Steve Sheppard played on three nationally ranked teams during the mid 1970s. Sheppard played for North Carolina coach Dean Smith's gold medal winning 1976 Olympic Squad. Sheppard helped the United States to an undefeated record in Olympic Competition in the Montreal Games, and later played for the Chicago Bulls of the NBA.

## Buck Williams



### 1980 U.S. Olympic Team

Maryland's No. 3 career rebounder, Williams was a member of the 1980 Olympic Team. That team, along with all other U.S. Olympic Teams, did not participate in the 1980 Olympics in Moscow. It won four of six games against various NBA All-Star teams and defeated the 1976 gold medal winning U.S. Team. Williams currently plays for the Portland Trailblazers of the NBA.



*Steve Sheppard (first row, fourth from right) was a member of the gold medal winning 1976 U.S. Olympic Team. The team was coached by North Carolina's Dean Smith and won the gold with seven players from the Atlantic Coast Conference.*

1976

*Tom McMillen (standing, No. 13) averaged 14 points for the silver medal winning 1972 U.S. Olympic Team. The team was coached by Hank Iba (standing, far right).*



1972

# TERPS IN THE PROS

## Maryland's NBA Draft History

By Year (round/team)

- 1954 Gene Shue (1st round, #3 overall/Philadelphia)
- 1955 Bob Kessler (2nd/Fort Wayne)
- 1958 John Nacincik (3rd/Syracuse)  
Nick Davis (9th/Philadelphia)
- 1960 Al Bunge (1st, #7 overall/Philadelphia)  
Charlie McNeil (6th/New York)  
Jerry Bechtle (16th/New York)
- 1961 Bob McDonald (6th/St. Louis)  
Charlie McNeil (7th/Philadelphia)
- 1963 Jerry Greenspan (3rd/Syracuse)
- 1966 Gary Ward (6th/Boston)
- 1967 Jay McMillen (9th/L.A. Lakers)  
Joe Harrington (11th/Boston)
- 1970 Will Hetzel (9th/Baltimore)
- 1971 Barry Yates (8th/Philadelphia)
- 1973 Jim O'Brien (3rd/Portland)  
Bob Bodell (10th/Seattle)  
Howard White (14th/Washington)
- 1974 Tom McMillen (1st, #9 overall/Buffalo)  
Len Elmore (1st, #13 overall/Washington)
- 1975 Tom Roy (3rd/Portland)  
Owen Brown (9th/Phoenix)
- 1976 John Lucas (1st, #1 overall/Houston)  
Mo Howard (2nd/Cleveland)
- 1977 Brad Davis (1st, #15 overall/L.A. Lakers)
- 1978 Larry Boston (4th/Washington)
- 1979 Larry Gibson (3rd/Milwaukee)
- 1981 Buck Williams (1st, #3 overall/N.J.)  
Albert King (1st, #10 overall/N.J.)  
Ernest Graham (3rd/Philadelphia)  
Greg Manning (7th/Denver)
- 1982 Charles Pittman (3rd/Phoenix)
- 1984 Ben Coleman (2nd/Chicago)  
Herman Veal (6th/Phoenix)  
Mark Fothergill (8th/Phoenix)
- 1985 Adrian Branch (2nd/Chicago)  
Jeff Adkins (7th/Chicago)
- 1986 Len Bias (1st, #2 overall/Boston)
- 1988 Derrick Lewis (3rd/Chicago)
- 1990 Jerrod Mustaf (1st, #17 overall/N.Y.)  
Tony Massenburg (2nd/San Antonio)
- 1992 Walt Williams (1st, #7 overall, Sacramento)
- 1993 Evers Burns (2nd, #31 overall, Sacramento)

### By Round\*

First Round Picks	11
Second Round	6
Third Round	8
Fourth Round	1
Sixth Round	4
Seventh Round	3
Eighth Round	2
Ninth Round	4
Tenth Round	1
Eleventh Round	1
Fourteenth Round	1
Sixteenth Round	1

\*Note: In 1989 the NBA began limiting its draft to two rounds



Terp All American Walt Williams enjoyed a superb rookie season playing for the Sacramento Kings during the 1992-93 season.

## Terps All-Time NBA Roster

(career points-rebounds-assists entering 1992-93 season in parenthesis)

### Lawrence Boston

Washington Bullets, 1980 (56-39-2)

### Adrian Branch

L.A. Lakers, 1987; New Jersey Nets, 1988; Portland Trailblazers, 1989; Minnesota Timberwolves, 1990 (834-253-96)

### Evers Burns

Sacramento Kings, Rookie

### Ben Coleman

New Jersey Nets, 1987-88; Philadelphia 76ers, 1988-89; Milwaukee Bucks, 1991 (1,466-902-128)

### Brad Davis

L.A. Lakers, 1978-79; Indiana Pacers, 1979-80; Utah Jazz, 1980; Dallas Mavericks, 1981-92 (7,866-1,738-4,709)

### Mike Davis

New York Knicks, 1983 (14-10-0)

### Len Elmore

Indiana Pacers, 1975-79; Kansas City Kings, 1980; Milwaukee Bucks, 1981; New Jersey Nets, 1982-83; New York Knicks, 1984 (3,948-3,360-616)

### Jerry Greenspan

Philadelphia 76ers, 1964-65 (122-83-11)

### Mo Howard

Cleveland Cavaliers, 1977; New Orleans Jazz, 1977 (59-41-5)

### Albert King

New Jersey Nets, 1982-87; Philadelphia 76ers, 1988; San Antonio Spurs, 1989 (6,439-2,251-1,166)

### John Lucas

Houston Rockets, 1977-78, 1985-86, 1990; Golden State Warriors, 1979-81; Washington Bullets, 1982-83; San Antonio Spurs, 1984; Milwaukee Bucks, 1987-88; Seattle SuperSonics, 1989 (9,951-2,151-6,454)

### Tony Massenburg

San Antonio Spurs, 1991; Charlotte Hornets, 1992; Boston Celtics, 1992; Golden State Warriors, 1992 (111-83-4)

### Tom McMillen

Buffalo Braves, 1976-77; New York Knicks, 1977; Atlanta Hawks, 1978-83; Washington Bullets, 1984-86 (5,914-2,913-786)

### Jerrod Mustaf

New York Knicks, 1991; Phoenix Suns, 1992 (501-314-81)

### Jim O'Brien

New York Nets, 1974; Memphis Sounds, 1975 (268-136-87)

### Charles Pittman

Phoenix Suns, 1983-86 (1,060-718-204)

### Steve Sheppard

Chicago Bulls, 1978-79; Detroit Pistons, 1979 (367-178-62)

### Gene Shue

Philadelphia Warriors, 1955; New York Knicks, 1955-56, 1963; Fort Wayne Pistons, 1957; Detroit Pistons, 1958-62; Baltimore Bullets, 1964 (10,068-2,856-2,609)

### Buck Williams


New Jersey Nets, 1982-89; Portland Trailblazers, 1990-92 (13,388-9,831-1,297)

### Walt Williams

Sacramento Kings, 1992 (1,001-265-176)

MARYLAND TERRAPINS

# TERP RECORD BOOK





# 1992-93 Final Season Statistics

Final Record: 12-16, 2-14 ACC

PLAYER	G/GS	/- TOTAL -/		/- 3PT -/		FT/FTA	FT%	PTS	AVG	OFF REB	DEF REB	TOT REB	AVG	PF/D	AST	TO	BLK	STL	MIN
		FG/FGA	FG%	FG/FGA	FG%														
Evers Burns	28-28	211-417	.506	0-1	.000	96-143	.671	518	18.5	103	146	249	8.9	95-9	41	71	22	47	920
Kevin McLinton	28-28	155-360	.431	6-28	.214	125-152	.822	441	15.8	38	97	135	4.8	87-5	175	116	2	46	935
Johnny Rhodes	28-27	149-355	.420	59-173	.341	35-66	.530	392	14.0	41	104	145	5.2	68-1	91	62	12	71	926
Exree Hipp	28-28	130-270	.482	20-63	.318	36-56	.643	316	11.3	48	90	138	4.9	74-1	87	58	10	35	816
Chris Kerwin	28-26	87-175	.497	0-1	.000	28-54	.519	202	7.2	51	93	144	5.1	97-2	15	33	30	12	689
Nemanja Petrovic	10-0	13-33	.394	0-0	.000	12-15	.800	38	3.8	21	12	33	3.3	17-0	3	8	5	0	91
Mario Lucas	23-2	30-73	.411	3-5	.600	17-33	.515	80	3.5	18	35	53	2.3	35-0	8	25	9	10	277
Duane Simpkins	28-0	22-76	.290	7-27	.259	31-43	.721	82	2.9	3	28	31	1.1	44-0	67	55	2	19	384
Wayne Bristol	21-1	14-40	.350	5-20	.250	21-35	.600	54	2.6	15	11	26	1.2	14-0	12	9	3	5	148
John Walsh	25-0	18-55	.327	3-9	.333	23-29	.793	62	2.5	16	19	35	1.4	23-0	10	6	2	8	177
Kurtis Shultz	21-0	13-37	.351	2-5	.400	5-8	.625	33	1.6	17	22	39	1.9	15-0	5	7	2	2	172
Mike Thibeault	19-0	3-15	.200	1-7	.143	8-15	.533	15	0.8	4	8	12	0.6	7-0	6	5	0	3	56
Alan Rainge	4-0	0-1	.000	0-0	.000	2-4	.500	2	0.5	0	0	0	0.0	1-0	1	2	0	0	9
Team												76							

Maryland Totals	28	845-1907	.443	106-339	.313	439-653	.672	2235	79.8	375	665	1116	39.9	577-18	521	457	99	258	5600
Opponent Team												84							

Opponent Totals	28	813-1812	.449	163-446	.366	437-661	.661	2226	79.5	408	694	1186	42.4	544-17	461	553	170	203	5600
-----------------	----	----------	------	---------	------	---------	------	------	------	-----	-----	------	------	--------	-----	-----	-----	-----	------

SCORE BY PERIOD	1	2	OT	OT	TOTAL	DEADBALL REBOUNDS
Maryland	1009	1226	0	0	2235	104
Opponents	1031	1195	0	0	2226	93

# 1992-93 Final ACC Statistics Only

Final ACC Record: 2-14

PLAYER	G/GS	/- TOTAL -/		/- 3PT -/		FT/FTA	FT%	PTS	AVG	OFF REB	DEF REB	TOT REB	AVG	PF/D	AST	TO	BLK	STL	MIN
		FG/FGA	FG%	FG/FGA	FG%														
Kevin McLinton	16-16	106-251	.422	5-23	.217	70-86	.814	287	17.9	29	52	81	5.1	51-4	98	65	1	27	564
Evers Burns	16-16	118-247	.478	0-0	.000	38-61	.623	274	17.1	66	74	140	8.8	55-6	17	34	9	27	546
Johnny Rhodes	16-15	88-216	.407	32-105	.305	11-23	.478	219	13.7	27	46	73	4.6	46-1	49	49	7	41	558
Exree Hipp	16-16	63-144	.438	14-41	.342	11-19	.579	151	9.4	27	51	78	4.9	48-1	54	35	5	19	485
Chris Kerwin	16-14	45-104	.433	0-0	.000	17-32	.531	107	6.7	27	47	74	4.6	58-0	5	15	16	5	395
Mario Lucas	12-2	15-42	.357	3-5	.600	7-15	.467	40	3.3	10	20	30	2.5	21-0	5	11	7	5	172
Wayne Bristol	12-1	8-21	.381	3-10	.300	10-16	.625	29	2.4	5	7	12	1.0	9-0	5	8	3	4	89
John Walsh	13-0	6-20	.300	3-5	.600	13-14	.929	28	2.2	6	8	14	1.1	11-0	4	0	1	5	74
Duane Simpkins	16-0	10-47	.213	1-16	.060	6-12	.500	27	1.7	2	11	13	0.8	26-0	33	27	2	7	196
Kurtis Shultz	10-0	5-18	.278	1-4	.250	0-0	.000	11	1.1	9	10	19	1.9	5-0	1	6	1	1	86
Mike Thibeault	9-0	2-7	.286	1-4	.250	4-10	.400	9	1.0	3	5	8	0.9	4-0	4	2	0	0	26
Nemanja Petrovic	2-0	0-0	.000	0-0	.000	0-0	.000	0	0.0	0	0	0	0.0	2-0	0	0	0	0	9
Team												41							

Maryland Totals	16	466-1117	.417	63-213	.296	187-288	.649	1182	73.9	211	331	583	36.4	336-12	275	252	52	141	3200
Opponent Team												41							

Opponent Totals	16	502-980	.512	101-225	.449	247-383	.645	1352	84.5	202	428	671	41.9	268-7	299	304	112	114	3200
-----------------	----	---------	------	---------	------	---------	------	------	------	-----	-----	-----	------	-------	-----	-----	-----	-----	------

# 1992-93 Team Game-by-Game Statistics

*Final Record: 12-16, 2-14 ACC*

TEAMS	FGM-FGA	PCT	3PM-3PA	PCT	FTM-FTA	PCT	AST	TO	BLK	STL	PF-D	OR-DR	REB	HALF	FINAL
Md.-Baltimore Co.	22-65	.338	8-21	.381	28-36	.778	12	23	7	5	25-1	14-21	38	31	80
<b>MARYLAND</b>	37-75	.493	2-10	.200	27-33	.818	23	17	4	15	22-0	16-30	50	45	103
WEST VIRGINIA	30-64	.469	1-7	.143	25-36	.694	20	22	10	8	17-0	18-24	47	41	86
<b>Maryland</b>	29-72	.403	4-16	.250	10-16	.625	14	23	4	7	28-2	15-22	41	41	72
Md.-Eastern Shore	19-59	.322	5-13	.385	20-27	.741	10	21	4	13	28-1	10-19	31	26	63
<b>MARYLAND</b>	30-66	.455	2-7	.286	32-41	.780	17	20	6	8	21-0	17-33	56	59	94
American	24-71	.338	6-25	.240	13-22	.591	14	23	2	8	26-1	18-17	42	32	67
<b>MARYLAND</b>	38-66	.576	3-6	.500	19-28	.679	26	20	3	10	20-0	14-30	46	44	98
LA SALLE	26-72	.361	12-37	.324	12-19	.632	10	21	3	9	16-0	21-15	40	38	76
<b>Maryland</b>	39-68	.574	3-9	.333	12-17	.706	25	16	4	9	21-0	11-26	39	42	93
Towson State	27-71	.380	2-12	.167	12-21	.571	12	17	6	3	24-2	22-23	50	34	68
<b>MARYLAND</b>	29-60	.483	2-7	.286	18-28	.643	19	11	5	5	17-1	10-25	37	38	78
Morgan State	25-79	.316	7-22	.318	6-9	.667	10	35	7	10	26-3	21-19	43	25	63
<b>MARYLAND</b>	35-70	.500	4-6	.667	29-42	.690	22	21	4	15	12-0	22-29	52	46	103
Louisville	29-70	.414	4-16	.250	5-10	.500	16	12	6	5	19-1	15-26	43	36	67
<b>MARYLAND</b>	28-58	.483	6-13	.462	10-18	.556	21	12	3	4	16-1	6-27	37	31	72
Howard	28-71	.394	7-19	.368	6-16	.375	11	25	3	8	28-0	9-19	29	33	69
<b>MARYLAND</b>	37-66	.561	5-13	.385	30-44	.682	25	27	5	13	18-0	15-39	57	56	109
Georgia Tech	32-61	.525	5-10	.500	16-27	.593	21	20	9	7	19-1	13-35	51	41	85
<b>MARYLAND</b>	31-86	.360	6-23	.261	7-21	.333	17	13	2	8	22-1	22-22	48	24	75
NORTH CAROLINA	39-70	.557	7-15	.467	16-27	.593	25	23	12	12	14-0	20-29	50	53	101
<b>Maryland</b>	30-72	.417	3-15	.200	10-13	.769	16	23	4	12	19-0	10-18	30	31	73
FLORIDA STATE	37-67	.552	8-18	.444	23-34	.676	23	20	10	11	16-1	12-30	46	40	105
<b>Maryland</b>	34-73	.479	5-11	.455	12-17	.706	15	20	1	9	27-1	5-25	32	23	85
Wake Forest	27-54	.500	6-11	.545	26-31	.839	15	18	3	5	20-1	14-24	39	38	86
<b>MARYLAND</b>	28-65	.431	5-14	.357	12-22	.545	16	13	1	10	23-1	15-14	34	31	73
Oklahoma	22-63	.349	4-20	.200	30-39	.769	12	16	6	5	30-1	18-27	45	31	78
<b>MARYLAND</b>	26-57	.456	2-7	.286	35-52	.673	17	13	2	13	29-1	11-28	42	36	89
N.C. STATE	26-58	.448	8-20	.400	5-12	.417	14	11	5	2	17-1	9-18	31	24	65
<b>Maryland</b>	27-64	.422	1-5	.200	15-18	.833	14	10	1	4	17-0	13-22	39	31	70
CLEMSON	28-54	.519	8-20	.400	18-28	.643	18	20	11	11	17-1	11-24	37	32	82
<b>Maryland</b>	28-72	.389	3-19	.158	13-22	.591	15	21	3	10	24-1	22-20	44	34	72
Duke	29-53	.547	5-12	.417	15-18	.833	16	21	6	4	16-0	8-28	37	41	78
<b>MARYLAND</b>	26-65	.400	2-11	.182	8-11	.727	16	17	1	8	22-1	10-17	31	35	62
Virginia	28-58	.483	8-15	.533	6-13	.462	17	14	5	0	16-0	13-25	42	36	70
<b>MARYLAND</b>	25-68	.368	4-11	.364	14-17	.824	13	4	2	8	17-0	15-21	37	33	68
GEORGIA TECH	36-64	.563	8-13	.615	13-15	.867	26	21	6	8	13-0	13-23	40	52	93
<b>Maryland</b>	38-80	.475	2-10	.200	1-4	.250	25	14	3	11	14-0	15-15	32	47	79
North Carolina	28-57	.491	2-7	.286	19-25	.760	14	22	4	6	15-0	13-29	44	30	77
<b>MARYLAND</b>	22-62	.355	6-15	.400	13-15	.867	18	20	4	6	21-1	12-17	30	23	63
Florida State	31-59	.525	5-10	.500	20-33	.606	11	28	9	12	19-0	10-25	37	35	87
<b>MARYLAND</b>	32-70	.457	2-9	.222	18-23	.783	18	23	4	13	22-1	12-24	38	41	84
WAKE FOREST	37-69	.536	6-13	.462	8-11	.727	18	11	4	5	10-0	13-28	46	36	88
<b>Maryland</b>	24-66	.364	8-18	.444	8-11	.727	14	11	3	4	16-0	11-16	29	33	64
N.C. State	28-68	.412	10-23	.435	5-11	.455	19	18	6	6	21-1	13-21	35	39	71
<b>MARYLAND</b>	30-57	.526	3-8	.375	25-35	.714	17	17	6	7	16-0	12-31	44	35	88
CLEMSON	29-56	.518	7-16	.438	16-25	.640	19	21	7	5	18-1	8-35	43	39	81
<b>Maryland</b>	28-80	.350	3-19	.231	14-21	.667	18	12	3	14	22-2	17-23	43	31	73
DUKE	33-61	.541	7-14	.500	22-37	.595	17	20	6	9	18-0	16-26	42	53	95
<b>Maryland</b>	35-65	.538	4-10	.400	5-17	.294	27	15	2	7	26-1	7-20	30	29	79
VIRGINIA	34-71	.479	1-8	.125	19-36	.528	26	16	9	11	20-0	16-30	51	38	88
<b>Maryland</b>	28-72	.389	6-14	.429	12-21	.571	16	20	12	9	28-2	13-26	42	25	74
\$ N.C. State	22-72	.306	4-21	.190	7-14	.500	11	17	1	5	20-0	22-22	50	26	55
<b>Maryland</b>	25-59	.424	4-13	.308	22-29	.759	19	9	3	9	17-0	13-28	43	31	76
\$ North Carolina	37-75	.493	2-8	.250	26-29	.897	24	17	3	10	17-0	18-34	57	51	102
<b>Maryland</b>	26-73	.356	6-19	.316	8-17	.471	18	18	4	9	20-1	14-17	33	32	66

Home team in CAPS

\$ denotes ACC Tournament, Charlotte, NC

# 1992-93 Individual Points-Rebounds-Assists

Final Record: 12-16, 2-14 ACC

\* indicates starter

Opponent	W-L	Score	Bristol	Burns	Hipp	Kerwin	Lucas	McLinton	Petrovic	Rainge	Rhodes	Shultz	Simpkins	Thib.	Walsh
Md-Baltimore Co.	W	103-80	6-2-1	*24-10-3	*21-6-1	*12-9-2	3-3-0	*11-5-7	4-5-1	1-0-0	*16-4-2	0-1-0	5-0-5	0-0-0	0-1-1
at West Virginia	L	72-86	0-0-0	*15-8-0	*11-3-3	*6-6-0	10-1-0	*6-4-6	2-4-0	0-0-1	*17-5-2	2-0-0	0-0-1	0-0-0	3-6-1
Md-Eastern Shore	W	94-63	2-3-1	*27-9-2	*10-5-2	*2-7-1	3-7-0	*12-3-5	5-4-1	1-0-0	*26-3-0	2-4-0	2-2-5	0-1-0	2-2-0
American	W	98-67	0-0-1	*24-12-3	*14-7-1	*5-1-1	1-0-1	*22-4-7	4-4-1	0-0-0	*20-8-4	0-5-3	6-0-4	0-1-0	2-2-0
at La Salle.	W	93-76	DNP	*29-10-4	*19-8-4	*8-4-1	2-0-1	*14-6-5	2-0-0	DNP	*11-6-7	2-1-1	0-1-2	DNP	6-1-0
Towson State	W	78-68	4-2-1	*16-2-4	*10-2-4	*9-10-0	8-0-0	*16-4-7	2-8-0		*7-2-2	2-2-0	0-1-0	0-0-0	4-2-1
Morgan State	W	103-63	1-0-1	*15-9-1	*15-7-3	*9-7-0	2-2-0	*11-4-11	17-7-0		*14-6-5	7-2-0	5-3-0	2-1-1	5-3-0
Louisville	W	72-67	DNP	*14-13-0	*15-5-4	*10-4-1	0-0-0	*9-4-9	2-1-0		*15-4-5	DNP	5-2-1	DNP	2-0-1
Howard	W	109-69	6-3-2	*27-10-2	*8-5-1	*9-9-1	6-3-0	*21-6-9	INJ		*11-9-3	7-4-0	5-3-6	2-0-0	7-2-1
Georgia Tech	L	75-85	0-1-0	*12-12-1	*7-4-3	*10-10-0	8-4-0	*15-4-7	INJ		*15-7-3	2-2-0	6-0-3	DNP	0-0-0
at North Carolina	L	73-101	0-0-0	*14-7-2	*6-1-2	*6-2-0	4-1-1	*21-5-6	0-0-0		*13-3-2	0-2-0	4-3-2	3-3-0	2-1-1
at Florida State	L	85-105	1-0-1	*17-8-3	*11-6-1	*11-7-0	0-0-0	*28-4-3	0-0-0		*9-4-2	0-0-1	0-1-2	2-0-1	6-0-1
Wake Forest	L	73-86	DNP	*15-12-0	*9-2-4	*10-6-1	0-1-0	*16-3-6	INJ		*21-2-3	DNP	0-1-2	2-1-0	0-1-0
Oklahoma	W	89-78	DNP	*22-7-1	*12-3-4	*13-9-2	DNP	*20-7-4	INJ		*15-7-2	0-1-0	5-3-3	0-1-1	2-1-0
at N.C. State	W	70-65	DNP	*20-10-1	*8-7-7	*7-6-0	DNP	*27-5-3	INJ		*6-5-2	0-0-0	0-0-0	2-2-1	0-0-0
at Clemson	L	72-82	10-1-0	*18-15-0	*8-6-2	*8-4-1	DNP	*8-4-6	INJ		*18-7-5	2-4-0	0-1-0	0-0-1	DNP
Duke	L	62-78	0-0-0	*12-4-0	*2-3-3	*6-4-1	DNP	*18-9-5	INJ		*15-5-0	DNP	6-1-6	DNP	3-1-1
Virginia	L	68-70	DNP	*11-3-3	*9-7-3	*6-4-0	2-2-0	*25-11-7	INJ		*11-3-3	DNP	0-0-0	DNP	4-3-0
at Georgia Tech	L	79-93	2-2-2	*36-10-1	*18-2-6	*12-6-1	0-1-0	*7-1-7	INJ		*4-7-6	DNP	0-1-2	DNP	DNP
North Carolina	L	63-77	4-3-1	*10-4-1	*16-6-4	*4-2-0	10-3-1	*4-7-6	INJ		*13-4-4	0-0-0	2-0-1	DNP	0-0-0
Florida State	L	84-87	DNP	*24-8-2	*12-6-3	4-4-1	*2-3-2	*32-6-5	INJ		*10-8-4	DNP	0-0-1	DNP	0-1-0
at Wake Forest	L	64-88	7-1-0	*11-5-0	*8-6-4	1-1-0	*2-2-0	*14-5-6	INJ		*16-4-2	0-1-0	0-0-2	0-1-0	5-1-0
N.C. State	W	88-71	0-2-0	*22-8-2	*12-7-2	*4-6-0	INJ	*27-4-7	INJ		*12-5-4	7-6-0	2-3-1	0-1-1	2-1-0
at Clemson	L	73-81	0-1-0	*27-13-2	*13-7-5	*7-7-0	0-0-0	*10-7-7	INJ		*14-2-3	0-3-0	2-0-0	0-0-0	DNP
at Duke	L	79-95	*4-1-0	*12-4-1	*8-6-2	*8-4-0	3-3-1	*22-3-11	INJ		*19-4-5	DNP	0-0-6	0-0-0	3-2-1
at Virginia	L	74-88	1-0-0	*13-14-1	*4-2-3	*3-1-0	9-10-0	*13-3-6	INJ		*23-3-1	0-1-0	5-2-5	DNP	3-3-0
\$ N.C. State	W	76-55	3-1-0	*17-8-2	*11-9-4	*12-2-0	2-5-0	*8-1-4	INJ		*6-13-7	0-0-0	14-2-1	2-0-0	1-0-1
\$ North Carolina	L	66-102	3-3-0	*14-11-2	*19-0-2	*0-2-1	3-2-1	*4-6-3	INJ		*15-5-3	0-0-0	8-1-6	0-0-0	0-1-0

\$ denotes ACC Tournament, Charlotte, NC

# 1992-93 Individual Game Highs

Final Record: 12-16, 2-14 ACC

Maryland		Opponents	
Points	36 by Evers Burns vs. Georgia Tech (2-6-93)	Points	34 by Bob Sura, Florida State (2-13-93)
Points (1st Half)	22 by Evers Burns vs. Georgia Tech (2-6-93)	Points (1st Half)	17 by Greg Minor, Louisville (12-28-92)
Points (2nd Half)	25 by Kevin McLinton vs. Fla. St. (2-13-93)	Points (2nd Half)	23 by Bob Sura, Florida State (2-13-93)
Field Goals Made	18 by Evers Burns vs. Georgia Tech (2-6-93)	Field Goals Made	13 by several opponents
Field Goals Attemptps	28 by Evers Burns vs. Georgia Tech (2-6-93)	Field Goals Attempted	24 by Bob Sura, Florida State (2-13-93)
Field Goal Percentage	.857 (6-7) by Chris Kerwin vs. UMBC (12-1-92)	Field Goal Percentage	.875 (7-8) by Eric Montross, UNC (2-9-93)
3PT Made	5 by Johnny Rhodes vs. Virginia (3-6-93)	3PT Made	6 by several opponents
3PT Attemptped	9 by Johnny Rhodes vs. several opponents	3PT Attempted	14 by Kareem Townes, La Salle (12-12-92)
3PT Percentage	1.000 (3-3) by Johnny Rhodes vs. American (12-10-92)	3PT Percentage	.833 (5-6) by Cory Alexander, Virginia (2-4-93)
Free Throws Made	12 by several players	Free Throws Made	11 by Randolph Childress, Wake Forest (1-16-93)
Free Throws Attempted	15 by several players	Free Throws Attempted	14 by Doug Edwards, Florida State (2-13-93)
Free Throw Percentage	1.000 (9-9) by Kevin McLinton vs. Howard (1-2-93)	Free Throw Percentage	.917 (11-12) by Randolph Childress, Wake (1-16-93)
Total Rebounds	15 by Evers Burns vs. Clemson (1-26-93)	Total Rebounds	17 by several opponents
Offensive Rebounds	8 by Evers Burns vs. Wake Forest (1-16-93)	Offensive Rebounds	8 by Kevin Thompson, N.C. State (2-24-93)
Defensive Rebounds	12 by Johnny Rhodes vs. N.C. State (3-11-93)	Defensive Rebounds	13 by Malcolm Mackey, Georgia Tech (1-5-93)
Rebounds in a Half	9 by Evers Burns vs. several opponents	Rebounds in a Half	11 by several opponents
Assists	11 by Kevin McLinton vs. several opponents	Assists	12 by Bobby Hurley, Duke (3-3-93)
Blocks	5 by Chris Kerwin vs. N.C. State (2-24-93)	Blocks	10 by Sharone Wright, Clemson (1-26-93)
Steals	6 by Johnny Rhodes vs. Clemson (2-27-93)	Steals	5 by Tommy Brown, Howard (1-2-93)
Minutes Played	40 by Kevin McLinton vs. N.C. State (1-23-93)	Minutes Played	40 by several opponents

# TERP 1992-93 BOX SCORES

## Maryland 103, UMBC 80

	UMBC						
	MIN	FG	FT	R	A	PF	TP
Walker	26	1-4	4-6	6	2	0	7
Watkins	27	2-8	0-0	6	4	3	4
Nixon	33	5-12	3-6	10	0	2	13
Harris	20	4-8	3-4	2	1	2	14
Saunders	27	3-13	4-4	5	2	3	13
Ferguson	19	4-5	4-4	1	2	5	13
Bellinger	11	0-1	2-2	2	0	2	2
Wright	9	1-4	0-0	0	0	2	2
Fasaye	6	0-2	1-2	1	0	0	1
Scott	13	2-8	5-6	1	1	3	9
Tweedy	5	0-0	2-2	0	0	1	2
Thompson	1	0-0	0-0	0	0	1	0
Butts	3	0-0	0-0	1	0	1	0
<b>TOTALS</b>	<b>200</b>	<b>22-65</b>	<b>28-36</b>	<b>38</b>	<b>12</b>	<b>25</b>	<b>80</b>

	Maryland						
	MIN	FG	FT	R	A	PF	TP
Hipp	25	9-13	3-3	6	1	1	21
Burns	30	9-18	6-6	10	3	3	24
Kerwin	29	6-7	0-1	9	2	3	12
Rhodes	29	6-12	2-2	4	2	2	16
McLinton	23	4-8	3-4	5	7	4	11
Simpkins	18	1-4	3-4	0	5	2	5
Petrovic	13	0-1	4-4	5	1	2	4
Walsh	13	0-4	0-0	1	1	1	0
Bristol	8	1-3	4-5	2	1	1	6
Lucas	3	1-2	1-2	3	0	1	3
Shultz	5	0-1	0-0	1	0	0	0
Thibeault	2	0-1	0-0	0	0	1	0
Rainge	2	0-1	1-2	0	0	1	1
<b>TOTALS</b>	<b>200</b>	<b>37-75</b>	<b>27-33</b>	<b>50</b>	<b>23</b>	<b>22</b>	<b>103</b>

Halftime: Maryland, 45-31

Three Points Goals: UMBC (8-21), Walker, 1-1; Harris, 3-5; Saunders, 3-8; Ferguson, 1-2; Fasaye, 0-2; Scott, 0-3. Maryland (2-10), Hipp, 0-1; Rhodes, 2-7; Simpkins, 0-1; Walsh, 0-1. Blocked Shots: UMBC (7), Nixon, 6; Bellinger, 1. Maryland (4), Kerwin, 1; Petrovic, 3. Steals: UMBC (5), Watkins, 2; Nixon, 1; Harris, 1; Scott, 1. Maryland (15), Hipp, 2; Burns, 1; Kerwin, 1; Rhodes, 4; McLinton, 5; Petrovic, 1; Thibeault, 1. Turnovers: UMBC (23); Walker, 1; Watkins, 6; Nixon, 2; Harris, 2; Saunders, 5; Ferguson, 2; Wtights, 2; Scott, 2; Thompson, 1. Maryland (17); Hipp, 3; Burns, 3; Kerwin, 1; Rhodes, 1; McLinton, 3; Simpkins, 3; Petrovic, 1; Bristol, 1; Rainge, 1. Technical Fouls: None. Attendance: 10,137.

## West Virginia 86, Maryland 72

	Maryland						
	MIN	FG	FT	R	A	PF	TP
Burns	34	6-11	3-5	8	0	5	15
Hipp	28	4-10	2-4	3	3	3	11
Kerwin	20	3-5	0-0	6	0	5	6
McLinton	36	2-13	2-2	4	6	4	6
Rhodes	28	7-16	0-0	5	2	4	17
Petrovic	14	1-5	0-0	4	0	2	2
Walsh	12	0-4	3-4	6	1	0	3
Simpkins	11	0-0	0-0	0	1	1	0
Lucas	11	5-6	0-1	1	0	4	10
Bristol	3	0-1	0-0	0	0	0	0
Rainge	1	0-0	0-0	0	1	0	0
Thibeault	1	0-0	0-0	0	0	0	0
Shultz	1	1-1	0-0	0	0	0	2
<b>TOTALS</b>	<b>200</b>	<b>29-72</b>	<b>10-16</b>	<b>41</b>	<b>14</b>	<b>28</b>	<b>72</b>

## West Virginia

	MIN	FG	FT	R	A	PF	TP
Greene	35	8-15	9-12	9	3	2	25
Robinson	34	9-11	6-9	10	2	2	24
Bodkin	22	2-7	2-2	7	3	4	6
Shleton	35	5-15	4-4	2	3	2	15
Basey	21	2-6	2-5	7	6	4	6
Boyd	17	2-6	2-4	2	1	0	6
Roadcap	15	0-0	0-0	3	0	1	0
Wilson	11	0-0	0-0	1	1	1	0
Grmusca	7	1-3	0-0	1	1	1	2
Arsic	1	1-1	0-0	0	0	0	2
Lamb	1	0-0	0-0	0	0	0	0
Agnew	1	0-0	0-0	0	0	0	0
<b>TOTALS</b>	<b>200</b>	<b>30-64</b>	<b>25-36</b>	<b>47</b>	<b>20</b>	<b>17</b>	<b>86</b>

Halftime: Tied, 41-41

Three Points Goals: Maryland (4-16), Hipp, 1-4; McLinton, 0-2; Rhodes, 3-9; Bristol, 0-1. West Virginia (1-7), Shelton, 1-5; Basey, 0-1; Grmusca, 0-1. Blocked Shots: Maryland (4), Burns, 3; Petrovic, 1. West Virginia (10), Greene, 2; Bodkin, 3; Roadcap, 2; Wilson, 3. Steals: Maryland (7), Burns, 2; Hipp, 2; Kerwin, 1; Rhodes, 2. West Virginia (8), Greene, 1; Robinson, 2; Bodkin, 1; Basey, 1; Boyd, 1; Wilson, 1; Grmusca, 1. Turnovers: Maryland (23), Burns, 7; Hipp, 5; Kerwin, 3; McLinton, 2; Rhodes, 2; Walsh, 1; Simpkins, 1; Team, 2. West Virginia (22), Greene, 6; Robinson, 4; Shelton, 1; Basey, 4; Boys, 5; Wilson, 1; Grmusca, 1. Technical Fouls: None. Attendance: 10,516.

## Maryland 94, Maryland-Eastern Shore 63

	UMES						
	MIN	FG	FT	R	A	PF	TP
Kimbrew	26	3-8	9-10	4	2	0	15
Thirdgill	18	1-3	0-2	4	0	1	2
Harris	20	0-5	2-3	2	0	4	2
Harrison	28	4-12	2-4	1	3	4	12
Allison	26	4-8	5-6	2	2	5	13
Snowden	16	1-5	0-0	5	1	3	2
McKinney	24	0-5	0-0	3	1	2	0
Smith	15	0-1	0-0	2	0	1	0
Richards	4	0-0	0-0	1	0	4	0
Caine	11	5-8	2-2	3	1	4	14
Jenkins	8	1-3	0-0	1	0	0	3
Dabbs	4	0-1	0-0	1	0	0	0
<b>TOTALS</b>	<b>200</b>	<b>19-59</b>	<b>20-27</b>	<b>31</b>	<b>10</b>	<b>28</b>	<b>63</b>

	Maryland						
	MIN	FG	FT	R	A	PF	TP
Hipp	25	4-9	2-2	5	2	3	10
Burns	29	11-18	5-5	9	2	3	27
Kerwin	17	1-4	0-0	7	1	3	2
Rhodes	30	9-13	6-9	3	0	0	26
McLinton	31	4-9	4-5	3	5	3	12
Simpkins	16	0-0	2-2	2	5	2	2
Lucas	12	0-2	3-4	7	0	2	3
Petrovic	9	0-2	5-6	4	1	3	5
Walsh	8	1-4	0-0	2	0	1	2
Shultz	8	0-2	2-2	4	0	1	2
Bristol	7	0-3	2-4	3	1	0	2
Thibeault	4	0-0	0-0	1	0	0	0
Rainge	4	0-0	1-2	0	0	0	1
<b>TOTALS</b>	<b>200</b>	<b>30-66</b>	<b>32-41</b>	<b>56</b>	<b>17</b>	<b>21</b>	<b>94</b>

Halftime: Maryland, 59-26

Three Point Goals: UMES (5-13), Kimbrew, 0-2; Harrison, 2-4; Allison, 0-1; McKinney, 0-1; Caine, 2-3; Jenkins, 1-2. Maryland (2-7), Hipp, 0-2; Rhodes,

2-3; Bristol, 0-2. Blocked Shots: UMES (4), Kimbrew, 1; Thirdgill, 1; Richards, 1; Dabbs, 1. Maryland (6), Hipp, 2; Burns, 2; McLinton, 1; Lucas, 1. Steals: UMES (13), Kimbrew, 1; Thirdgill, 2; Harrison, 4; Allison, 2; Smith, 1; Caine, 2; Jenkins, 1. Maryland (8), Hipp, 2; Burns, 1; McLinton, 2; Rhodes, 2; Simpkins, 1. Turnovers: UMES (21), Kimbrew, 3; Thirdgill, 2; Harris, 1; Harrison, 2; Allison, 6; Snowden, 1; McKinney, 2; Richards, 2; Caine, 2; Dabbs, 1. Maryland (20), Hipp, 2; Burns, 2; Kerwin, 1; Rhodes, 1; McLinton, 6; Simpkins, 3; Petrovic, 3; Walsh, 1; Rainge, 1. Technical Fouls: UMES Bench (1st, 10:56). Attendance: 6,264.


## Maryland 98, American 67

	American						
	MIN	FG	FT	R	A	PF	TP
Fudd	25	3-9	0-2	6	2	4	6
Krivokapic	16	3-6	0-0	1	0	4	8
Sedmak	29	7-16	5-7	15	0	4	19
Franklin	23	2-7	0-0	2	3	2	5
Gilgeous	29	3-13	6-8	2	3	5	13
Lawrence	20	1-5	0-1	3	0	0	2
Robinson	17	0-0	2-2	1	2	2	2
Blackwell	11	1-6	0-0	1	0	3	2
Gilliam	19	2-5	0-0	1	3	1	5
Palmer	9	2-3	0-2	3	1	1	5
Washington	2	0-1	0-0	0	0	0	0
<b>TOTALS</b>	<b>200</b>	<b>24-71</b>	<b>13-22</b>	<b>42</b>	<b>14</b>	<b>26</b>	<b>67</b>

	Maryland						
	MIN	FG	FT	R	A	PF	TP
Hipp	27	6-9	2-2	7	1	3	14
Burns	35	9-16	6-9	12	3	2	24
Kerwin	19	2-3	1-2	1	1	4	5
Rhodes	31	8-13	1-2	8	4	1	20
McLinton	28	9-12	4-4	4	7	4	22
Simpkins	14	1-2	4-7	0	4	0	6
Walsh	13	1-2	0-0	2	0	4	2
Lucas	9	0-2	1-2	0	1	1	1
Petrovic	6	2-5	0-0	4	1	0	4
Shultz	11	0-1	0-0	5	3	0	0
Bristol	3	0-0	0-0	0	0	1	0
Thibeault	2	0-1	0-0	1	0	0	0
Rainge	2	0-0	0-0	0	0	0	0
<b>TOTALS</b>	<b>200</b>	<b>38-66</b>	<b>19-28</b>	<b>46</b>	<b>26</b>	<b>20</b>	<b>98</b>

Halftime: Maryland, 44-32.

Three Point Goals: American (6-25), Krivokapic, 2-4; Sedmak, 0-3; Franklin, 1-4; Gilgeous, 1-5; Lawrence, 0-3; Blackwell, 0-4; Gilliam, 1-1; Palmer, 1-1. Maryland (3-6), Hipp, 0-1; Burns, 0-1; Rhodes, 3-3; McLinton, 0-1. Blocked Shots: American (2), Sedmak, 1; Lawrence, 1. Maryland (3), Kerwin, 1; Walsh, 1; Petrovic, 1. Steals: American (8), Fudd, 1; Krivokapic, 1; Sedmak, 1; Franklin, 2; Gilgeous, 1; Lawrence, 1; Palmer, 1. Maryland (10), Hipp, 2; Burns, 2; Rhodes, 2; McLinton, 1; Simpkins, 1; Walsh, 1; Thibeault, 1. Turnovers: American (23), Fudd, 2; Krivokapic, 3; Sedmak, 2; Franklin, 3; Gilgeous, 6; Lawrence, 2; Robinson, 2; Blackwell, 1; Gilliam, 2. Maryland (20), Burns, 3; Kerwin, 4; Rhodes, 1; McLinton, 2; Simpkins, 3; Walsh, 2; Lucas, 2; Petrovic, 2; Thibeault, 1. Technical Fouls: American Coach, 2nd Half, 8:06. Attendance: 7,053.



Kurtis Shultz grabbed five rebounds and handed out three assists versus American on December 10, 1992.

**Maryland 93, LaSalle, 76**

		Maryland						
	MIN	FG	FT	R	A	PF	TP	
Hipp	32	9-13	0-0	8	4	4	19	
Burns	37	13-19	3-4	10	4	3	29	
Kerwin	29	4-6	0-0	4	1	4	8	
Rhodes	35	4-13	1-2	6	7	3	11	
McLinton	36	4-9	6-7	6	5	3	14	
Lucas	4	1-1	0-0	0	1	0	2	
Walsh	11	3-4	0-0	1	0	1	6	
Simpkins	6	0-1	0-0	1	2	0	0	
Petrovic	3	1-1	0-0	0	0	1	2	
Shultz	7	0-1	2-4	1	1	2	2	
<b>TOTALS</b>	<b>200</b>	<b>39-68</b>	<b>12-17</b>	<b>39</b>	<b>25</b>	<b>21</b>	<b>93</b>	

		LaSalle						
	MIN	FG	FT	R	A	PF	TP	
Mott	30	6-12	3-4	10	1	3	15	
Kalombo	24	2-8	0-0	3	1	0	5	
Shelton	20	1-3	0-0	1	0	1	2	
Townes	34	8-19	1-4	3	1	3	23	
Burke	32	4-11	0-0	1	5	4	11	
Wooten	21	2-6	5-6	9	0	1	9	
Schultz	9	1-2	3-4	5	0	0	5	
Lee	11	0-6	0-0	1	1	1	0	
Neubauer	14	1-2	0-1	3	0	3	3	
Melchionni	5	1-3	0-0	0	1	0	3	
<b>TOTALS</b>	<b>200</b>	<b>26-72</b>	<b>12-19</b>	<b>40</b>	<b>10</b>	<b>16</b>	<b>76</b>	

Halftime: Maryland, 42-38  
 Three Point Goals: Maryland (3-9), Hipp, 1-4;  
 Rhodes, 2-5. LaSalle (12-37), Kalombo, 1-5; Townes,  
 6-14; Burke, 3-9; Lee, 0-4; Neubauer, 1-2;  
 Melchionni, 1-3. Blocked Shots: Maryland (4),  
 Burns, 1; Kerwin, 2; Rhodes, 1. LaSalle (3), Mott, 1;  
 Wooten, 1; Melchionni, 1. Steals: Maryland (9),  
 Hipp, 1; Burns, 2; Kerwin, 2; Rhodes, 3; Walsh, 1.  
 LaSalle (9), Mott, 2; Kalombo, 1; Townes, 1;

Burke, 2; Wooten, 1; Neubauer, 1; Melchionni, 1.  
 Turnovers: Maryland (16), Burns, 5; Kerwin, 2;  
 Rhodes, 2; McLinton, 5; Lucas, 1; Petrovic, 1.  
 LaSalle (21), Mott, 5; Kalombo, 2; Shelton, 1;  
 Townes, 3; Burke, 5; Wooten, 1; Lee, 2. Technical  
 Fouls: None. Attendance: 3,478.

**Maryland 78, Towson State 68**

		Towson State						
	MIN	FG	FT	R	A	PF	TP	
Campbell	32	1-6	0-0	3	0	1	2	
Brown	29	3-7	2-5	13	0	2	8	
James	35	3-8	1-4	11	2	5	7	
Boyd	32	6-17	6-7	4	4	5	18	
Alexander	31	10-21	0-0	8	4	2	20	
Caldwell	2	0-0	0-0	0	0	2	0	
Blalock	14	2-4	0-0	0	2	2	5	
Thomas	11	0-3	3-4	3	0	1	3	
Moody	4	1-3	0-0	0	0	0	3	
Mason	8	1-2	0-1	2	0	4	2	
Griffin	1	0-0	0-0	0	0	0	0	
Manning	1	0-0	0-0	1	0	0	0	
<b>TOTALS</b>	<b>200</b>	<b>27-71</b>	<b>12-21</b>	<b>50</b>	<b>12</b>	<b>24</b>	<b>68</b>	

		Maryland						
	MIN	FG	FT	R	A	PF	TP	
Hipp	27	5-9	0-0	2	4	3	10	
Burns	22	6-11	4-5	2	4	5	16	
Kerwin	26	2-6	5-8	10	0	2	9	
Rhodes	27	2-7	1-2	2	2	1	7	
McLinton	37	6-8	4-6	4	7	2	16	
Petrovic	16	1-6	0-1	8	0	2	2	
Simpkins	10	0-1	0-0	1	0	0	0	
Lucas	8	4-6	0-0	0	0	0	8	
Bristol	10	1-2	2-3	2	1	2	4	
Walsh	8	1-2	2-2	2	1	0	4	
Shultz	8	1-1	0-1	2	0	0	2	
Thibeault	1	0-1	0-0	0	0	0	0	
<b>TOTALS</b>	<b>200</b>	<b>29-60</b>	<b>18-28</b>	<b>37</b>	<b>19</b>	<b>17</b>	<b>78</b>	

Halftime: Maryland, 38-34  
 Three Point Goals: Towson State (2-12), Campbell,  
 0-1; Boyd, 0-6; Blalock, 1-2; Moody, 1-3. Maryland  
 (2-7), Rhodes, 2-5; Bristol, 0-1; Walsh, 0-1. Blocked  
 Shots: Towson State (6), Campbell, 1; James, 5.  
 Maryland (5), Hipp, 1; Burns, 2; Kerwin, 1;  
 McLinton, 1. Steals: Towson State (3), James, 1;  
 Boyd, 2. Maryland (5), Burns, 1; Kerwin, 1; Rhodes,  
 1; McLinton, 1; Bristol, 1. Turnovers: Towson State  
 (17), Campbell, 1; Brown, 2; Boyd, 4; Alexander, 6;  
 Thomas, 2; Moody, 1; Mason, 1. Maryland (11),  
 Hipp, 1; Burns, 1; McLinton, 5; Simpkins, 3; Walsh,  
 1. Technical Fouls: Towson Bench, 1st half; UM  
 Coach, 2nd Half. Attendance: 8,533.

**Maryland 103, Morgan State 63**

		Morgan State						
	MIN	FG	FT	R	A	PF	TP	
Feagin	24	2-9	0-0	5	2	5	5	
Burrell	18	2-8	0-0	6	0	0	4	
White	24	1-8	2-4	11	0	5	4	
Langston	34	6-11	0-0	3	4	3	16	
Sellers	21	3-9	0-0	1	2	1	6	
Wright	8	1-5	2-2	2	0	5	4	
Brewer	21	2-5	0-0	3	0	4	4	
Young	18	3-10	0-0	2	1	1	6	
Parker	13	4-9	0-0	5	0	1	10	
Jackson	19	1-5	2-3	2	1	1	4	
<b>TOTALS</b>	<b>200</b>	<b>25-79</b>	<b>6-9</b>	<b>43</b>	<b>10</b>	<b>26</b>	<b>63</b>	

		Maryland						
	MIN	FG	FT	R	A	PF	TP	
Hipp	24	3-7	8-8	7	3	1	15	
Burns	21	5-7	5-9	9	1	3	15	
Kerwin	24	4-7	1-2	7	0	2	9	
Rhodes	26	5-12	2-2	6	5	1	14	
McLinton	30	3-7	5-5	4	11	1	11	
Petrovic	15	7-11	3-4	7	0	2	17	
Lucas	10	0-0	2-5	2	0	0	2	
Simpkins	17	2-5	0-0	3	0	1	5	
Bristol	11	0-1	1-2	0	1	0	1	
Shultz	10	3-7	1-1	2	0	2	7	
Walsh	7	2-5	1-2	3	0	1	5	
Thibeault	5	1-1	0-0	1	1	0	2	
<b>TOTALS</b>	<b>200</b>	<b>35-70</b>	<b>29-42</b>	<b>52</b>	<b>22</b>	<b>12</b>	<b>103</b>	

Halftime: Maryland, 46-25  
 Three Point Goals: Morgan State (7-22), Feagin, 1-5;  
 White, 0-1; Langston, 4-6; Sellers, 0-3; Young, 0-3;  
 Parker, 2-2; Jackson, 0-2. Maryland (4-6), Hipp, 1-1;  
 Rhodes, 2-4; Simpkins, 1-1. Blocked Shots: Morgan  
 State (7), Feagin, 1; White, 2; Wright, 1; Brewer, 1;  
 Jackson, 1. Maryland (4), Hipp, 1; Burns, 1; Kerwin,  
 1; Rhodes, 1. Turnovers: Morgan State (35), Feagin,  
 5; Burrell, 3; White, 3; Langston, 11; Sellers, 5;  
 Wright, 4; Young, 2; Jackson, 2. Maryland (21),  
 Hipp, 3; Burns, 3; Rhodes, 1; McLinton, 4; Petrovic,  
 2; Lucas, 6; Simpkins, 2. Technical Fouls: None.  
 Attendance: 4,733.

**Maryland 72, Louisville 67**

		Louisville						
	MIN	FG	FT	R	A	PF	TP	
Smith	26	5-9	1-4	6	0	2	11	
Morton	32	7-14	2-2	11	2	1	17	
Rozier	29	5-12	1-2	15	1	3	11	
LeGree	27	0-6	0-1	1	5	5	0	
Minor	36	9-15	1-1	4	2	2	22	
Brewer	24	0-7	0-0	1	5	2	0	
Webb	11	2-4	0-0	1	1	2	4	
Hopgood	11	1-1	0-0	2	0	2	2	
Kiser	4	0-2	0-0	0	0	0	0	
<b>TOTALS</b>	<b>200</b>	<b>29-70</b>	<b>5-10</b>	<b>43</b>	<b>16</b>	<b>19</b>	<b>67</b>	

		Maryland						
	MIN	FG	FT	R	A	PF	TP	
Hipp	32	7-11	0-0	5	4	2	15	
Burns	38	6-13	2-4	13	0	1	14	
Kerwin	33	5-8	0-1	4	1	1	10	
Rhodes	38	5-12	1-5	4	5	1	15	
McLinton	27	2-8	5-6	4	9	5	9	
Petrovic	6	1-2	0-0	1	0	3	2	
Lucas	2	0-0	0-0	0	0	0	0	
Simpkins	15	1-2	2-2	2	1	2	5	
Walsh	9	1-2	0-0	0	1	1	2	
<b>TOTALS</b>	<b>200</b>	<b>28-58</b>	<b>10-18</b>	<b>37</b>	<b>21</b>	<b>16</b>	<b>72</b>	


Halftime: Louisville, 36-31  
 Three Point Goals: Louisville (4-16), Morton, 1-1;  
 LeGree, 0-1; Minor, 3-7; Brewer, 0-5; Kiser, 0-2.  
 Maryland (6-13), Hipp, 1-2; Kerwin, 0-1; Rhodes,  
 4-9; Simpkins, 1-1. Blocked Shots: Louisville (6),  
 Smith, 1; Morton, 1; Rozier, 3; Brewer, 1.  
 Turnovers: Louisville (12), Smith, 2; Morton, 1;  
 Rozier, 3; LeGree, 1; Minor, 2; Webb, 1; Hopgood,  
 2. Maryland (12), Hipp, 1; Burns, 2; Kerwin, 3;  
 Rhodes, 1; McLinton, 3; Simpkins, 2. Technical  
 Fouls: None. Attendance: 14,500.

**Maryland 109, Howard 69**


		Howard						
	MIN	FG	FT	R	A	PF	TP	
Ross, K	11	3-7	0-1	2	0	1	7	
Turley	34	5-16	1-2	7	2	4	12	
Milbert	13	0-0	0-0	3	0	3	0	
Beard	28	0-7	0-0	3	1	0	0	
Brown, M	27	5-10	1-3	0	5	4	12	
Riddick	22	5-10	0-0	1	0	4	13	
Solomon	24	2-5	2-4	6	1	4	6	
Brown, T	19	5-11	0-2	2	2	3	10	
Chenier	9	0-2	0-0	2	0	3	0	
Diggs	5	2-2	0-2	0	0	0	4	
Day	5	0-0	2-2	1	0	1	2	
Ross, I	3	1-1	0-0	1	0	1	3	
<b>TOTALS</b>	<b>200</b>	<b>28-71</b>	<b>6-16</b>	<b>29</b>	<b>11</b>	<b>28</b>	<b>69</b>	

		Maryland						
	MIN	FG	FT	R	A	PF	TP	
Hipp	21	3-6	2-8	5	1	1	8	
Burns	27	10-13	7-10	10	2	2	27	
Kerwin	24	4-7	1-2	9	1	3	9	
Rhodes	31	4-10	1-2	9	3	2	11	
McLinton	28	6-10	9-9	6	9	3	21	
Lucas	15	2-5	2-2	3	0	1	6	
Simpkins	17	1-1	2-2	3	6	1	5	
Bristol	10	2-3	1-3	3	2	1	6	
Walsh	8	2-4	3-3	2	1	1	7	
Shultz	15	3-4	0-0	4	0	3	7	
Thibeault	4	0-3	2-3	0	0	0	2	
<b>TOTALS</b>	<b>200</b>	<b>37-66</b>	<b>20-44</b>	<b>57</b>	<b>25</b>	<b>18</b>	<b>109</b>	

Halftime: Maryland, 56-33  
 Three Point Goals: Howard (7-19), Ross, K, 1-2;  
 Turley, 1-5; Brown, 1-3; Riddick, 3-5; Brown, 0-3;  
 Ross, I, 1-1. Maryland (5-13), Rhodes, 2-6; Simpkins,  
 1-1; Bristol, 1-1; Walsh, 0-1; Shultz, 1-1; Thibeault,  
 0-3. Blocked Shots: Howard (3), Ross, K, 1; Turley,  
 1; Brown, 1. Maryland (5), Kerwin, 2; Rhodes, 2;  
 Lucas, 1. Steals: Howard (8), Turley, 2; Riddick, 1;  
 Brown, T, 5. Maryland (13), Hipp, 2; Burns, 1;  
 Rhodes, 3; McLinton, 2; Lucas, 1; Simpkins, 2;  
 Shultz, 1; Thibeault, 1. Turnovers: Howard (25),  
 Turley, 6; Milbert, 2; Beard, 2; Brown, 1; Riddick, 4;  
 Solomon, 2; Brown, 5; Chenier, 1; Ross, I, 1.  
 Maryland (27), Hipp, 4; Burns, 5; McLinton, 10;  
 Lucas, 4; Simpkins, 2; Walsh, 1; Shultz, 1. Technical  
 Fouls: UM Coach, 2nd Half; Howard Bench, 2nd  
 Half. Attendance: 9,120.



John Walsh had seven points in eight minutes of play versus Howard on January 2, 1993.



Chris Kerwin grabbed 10 rebounds versus Georgia Tech on January 5, 1993.

**Georgia Tech 85, Maryland 75**

		Georgia Tech						
	MIN	FG	FT	R	A	PF	TP	
Mackey	39	6-11	5-7	17	5	4	17	
Forrest	39	8-17	4-9	11	1	4	20	
Newbill	23	2-2	0-0	7	1	5	4	
Best	33	7-14	7-8	3	4	4	25	
Hill	38	4-11	0-2	3	6	0	8	
Barry	27	5-6	1-1	6	4	2	11	
Barnes	1	0-0	0-0	1	0	0	0	
<b>TOTALS</b>	<b>200</b>	<b>32-61</b>	<b>16-27</b>	<b>51</b>	<b>21</b>	<b>19</b>	<b>85</b>	

		Maryland						
	MIN	FG	FT	R	A	PF	TP	
Hipp	27	3-8	0-2	4	3	3	7	
Burns	36	5-21	2-4	12	1	5	12	
Kerwin	33	5-12	0-0	10	0	4	10	
Rhodes	33	6-18	0-2	7	3	4	15	
McLinton	38	6-12	3-5	4	7	3	15	
Shultz	2	1-2	0-0	2	0	0	2	
Simpkins	19	2-7	1-4	0	3	0	6	
Walsh	1	0-0	0-0	0	0	0	0	
Bristol	3	0-0	0-0	1	0	2	0	
Lucas	8	3-6	1-4	4	0	1	8	
<b>TOTALS</b>	<b>200</b>	<b>31-86</b>	<b>7-21</b>	<b>48</b>	<b>17</b>	<b>22</b>	<b>75</b>	

Halftime: Georgia Tech, 41-24  
 Three Point Goals: Georgia Tech (5-10), Best, 4-8;  
 Hill, 0-1; Barry, 1-1. Maryland (6-23), Hipp, 1-4;  
 Rhodes, 3-12; McLinton, 0-1; Shultz, 0-1; Simpkins,  
 1-4; Lucas, 1-1. Blocked Shots: Georgia Tech (9),  
 Mackey, 5; Forrest, 2; Newbill, 2. Maryland (2),  
 Kerwin, 2. Steals: Georgia Tech (7), Forrest, 1; Best,  
 1; Hill, 1; Barry, 4. Maryland (8), Rhodes, 5;  
 McLinton, 2; Simpkins, 1. Turnovers: Georgia Tech  
 (20), Mackey, 1; Forrest, 2; Newbill, 3; Best, 3; Hill,  
 4; Barry, 6. Maryland (13), Hipp, 2; Burns, 4;  
 Rhodes, 3; McLinton, 2; Simpkins, 1; Bristol, 1.  
 Technical Fouls: Georgia Tech Bench, 2nd Half;  
 Maryland Bench, 2nd Half. Attendance: 14,500.

**North Carolina 101, Maryland 73**

		Maryland						
	MIN	FG	FT	R	A	PF	TP	
Hipp	21	2-5	1-2	1	2	4	6	
Burns	35	7-17	0-0	7	2	3	14	
Kerwin	18	3-5	0-2	2	0	3	6	
Rhodes	31	6-15	0-0	3	2	3	13	
McLinton	34	8-15	5-5	5	6	1	21	
Walsh	16	0-2	2-2	1	1	3	2	
Simpkins	18	2-5	0-0	3	2	1	4	
Lucas	13	1-4	2-2	1	1	0	4	
Bristol	4	0-0	0-0	0	0	0	0	
Petrovic	4	0-0	0-0	0	0	1	0	
Shultz	3	0-1	0-0	2	0	0	0	
Thibeault	3	1-3	0-0	3	0	0	3	
<b>TOTALS</b>	<b>200</b>	<b>30-72</b>	<b>10-13</b>	<b>30</b>	<b>16</b>	<b>19</b>	<b>73</b>	

		North Carolina						
	MIN	FG	FT	R	A	PF	TP	
Reese	21	3-6	0-2	3	2	1	6	
Lynch	25	7-11	2-4	8	4	2	16	
Montross	27	6-9	5-8	13	1	3	17	
Rodl	16	1-2	0-0	0	4	0	3	
Phelps	28	3-12	4-5	7	6	3	10	
Sullivan	21	4-5	0-0	6	3	0	8	
Williams	21	7-13	1-2	3	4	1	20	
Salvadori	17	3-4	2-2	5	0	3	8	
Calabria	10	1-1	2-2	1	1	1	5	
Wenstrom	4	1-2	0-0	2	0	0	2	
Cherry	3	1-1	0-2	0	0	0	2	
Davis	3	1-2	0-0	0	0	0	2	
Stephenson	2	0-1	0-0	0	0	0	0	
Geth	2	1-1	0-0	1	0	0	2	
<b>TOTALS</b>	<b>200</b>	<b>39-70</b>	<b>16-27</b>	<b>50</b>	<b>25</b>	<b>14</b>	<b>101</b>	

Halftime: North Carolina, 53-31  
 Three Point Goals: Maryland (3-15), Hipp, 1-2;  
 Rhodes, 1-8; McLinton, 0-1; Walsh, 0-1; Simpkins,  
 0-1; Thibeault, 1-2, North Carolina (7-15), Reese,  
 0-1; Rodl, 1-2, Phelps, 0-2; Sullivan, 0-1; Williams, 5-8;  
 Calabria, 1-1. Blocked Shots: Maryland (4), Burns, 1;  
 Kerwin, 1; McLinton, 1; Bristol, 1. North Carolina  
 (12), Montross, 5; Salvadori, 6; Wenstrom, 1. Steals:  
 Maryland (12), Hipp, 1; Burns, 1; Kerwin, 1;  
 Rhodes, 2; McLinton, 3; Walsh, 2; Lucas, 2. North  
 Carolina (12), Reese, 2; Lynch, 3; Montross, 1;  
 Phelps, 2; Sullivan, 1; Williams, 1; Cherry, 1; Davis,  
 1. Turnovers: Maryland (23), Hipp, 2; Burns, 2;  
 Kerwin, 3; McLinton, 7; Walsh, 6; Lucas, 2; Lucas,  
 1; Thibeault, 1. North Carolina (23), Reese, 2;  
 Lynch, 6; Montross, 1; Rodl, 3; Phelps, 6; Williams,  
 1; Salvadori, 1; Calabria, 3. Technical Fouls: None.  
 Attendance, 21,407.

**Florida State 105, Maryland 85**

		Maryland						
	MIN	FG	FT	R	A	PF	TP	
Hipp	35	5-11	0-0	6	1	4	11	
Burns	30	8-13	1-2	8	3	4	17	
Kerwin	26	5-7	1-2	7	0	4	11	
McLinton	33	11-21	5-5	4	3	5	28	
Rhodes	35	3-12	1-2	4	2	4	9	
Thibeault	3	1-2	0-0	0	1	0	2	
Simpkins	9	0-1	0-0	1	2	4	0	
Petrovic	5	0-0	0-0	0	0	1	0	
Lucas	3	0-1	0-0	0	0	0	0	
Walsh	9	1-4	3-3	0	1	0	6	
Bristol	5	0-0	1-3	0	1	0	1	
Shultz	7	0-1	0-0	0	1	1	0	
<b>TOTALS</b>	<b>200</b>	<b>34-73</b>	<b>12-17</b>	<b>32</b>	<b>15</b>	<b>27</b>	<b>85</b>	

**Florida State**

	MIN	FG	FT	R	A	PF	TP
Sura	36	7-15	2-4	7	7	2	20
Cassell	28	6-12	6-6	7	4	4	18
Ward	33	3-6	2-5	4	7	1	9
Edwards	22	11-15	4-5	11	1	5	26
Dobard	29	1-6	4-4	6	1	1	6
Hands	6	0-1	0-0	0	0	0	0
Shepard	2	0-0	2-2	0	1	1	2
Porter	1	0-0	0-0	0	0	0	0
Carroll	18	3-5	2-5	1	0	0	10
Wells	11	2-2	0-0	4	0	2	5
Robinson	11	3-4	1-3	1	1	0	7
Kerner	2	0-0	0-0	1	0	0	0
Gruhl	1	1-1	0-0	0	0	0	2
<b>TOTALS</b>	<b>200</b>	<b>37-67</b>	<b>23-24</b>	<b>46</b>	<b>23</b>	<b>16</b>	<b>105</b>

Halftime: Florida State, 40-23  
 Three Point Goals: Maryland (5-11), Hipp, 1-2;  
 Rhodes, 2-4; McLinton, 1-2; Simpkins, 0-1; Lucas,  
 0-1, Walsh, 1-1. Florida State: (8-18), Sura, 4-8;  
 Cassell, 0-2; Ward, 1-2; Edwards, 0-2; Carroll, 2-3;  
 Wells, 1-1. Steals: Maryland (9), Rhodes, 1;  
 McLinton, 3; Burns, 3; Simpkins, 1; Walsh, 1.  
 Florida State (11), Sura, 3; Cassell, 2; Ward, 4;  
 Edwards, 2. Blocked Shots: Maryland (1), Kerwin, 1.  
 Florida State (10), Sura, 3; Cassell, 2; Ward, 4;  
 Edwards, 2. Turnovers: Maryland (20), Hipp, 1;  
 Rhodes, 3; McLinton, 6; Kerwin, 3; Simpkins, 2;  
 Lucas, 1; Bristol, 1; Shultz, 2; Petrovic, 1. Florida  
 State (20), Sura, 8; Cassell, 3; Ward, 1; Edwards, 3;  
 Dobard, 1; Carroll, 3; Wells, 1. Technical Fouls:  
 None. Attendance: 9,018.

**Wake Forest 86, Maryland 73**

**Wake Forest**

	MIN	FG	FT	R	A	PF	TP
Rogers	38	7-17	7-8	10	2	3	23
Rich	9	0-0	0-0	4	0	2	0
Hicks	33	3-5	0-0	12	0	5	6
Harrison	35	4-11	2-2	3	3	1	11
Childress	35	8-13	11-12	0	6	4	30
Owens	29	2-5	6-9	6	1	3	10
Banks	8	2-2	0-0	1	1	0	4
Blucas	13	1-1	0-0	2	2	2	2
<b>TOTALS</b>	<b>200</b>	<b>27-54</b>	<b>26-31</b>	<b>39</b>	<b>15</b>	<b>20</b>	<b>86</b>

**Maryland**

	MIN	FG	FT	R	A	PF	TP
Hipp	26	3-6	2-2	2	4	3	9
Burns	36	5-11	5-7	12	0	2	15
Kerwin	22	5-11	0-1	6	1	4	10
Rhodes	34	9-15	0-0	2	3	4	21
McLinton	36	6-16	3-6	3	6	5	16
Lucas	10	0-0	0-2	1	0	1	0
Walsh	7	0-1	0-0	1	0	2	0
Simpkins	15	0-4	0-0	1	2	2	0
Thibeault	4	0-1	2-4	1	0	2	2
<b>TOTALS</b>	<b>200</b>	<b>28-65</b>	<b>12-22</b>	<b>34</b>	<b>16</b>	<b>23</b>	<b>73</b>

Halftime: Wake Forest, 38-31  
 Three Point Goals: Wake Forest (6-11), Rogers, 2-3;  
 Harrison, 1-1; Childress, 3-7. Maryland (5-14), Hipp,  
 1-2; Rhodes, 3-7; McLinton, 1-3; Walsh, 0-1;  
 Thibeault, 0-1. Steals: Wake Forest (5); Rogers, 1;  
 Owens, 3; Banks, 1. Maryland (10), Hipp, 1; Burns,  
 3; Rhodes, 3; McLinton, 1; Walsh, 1; Simpkins, 1.  
 Turnovers: Wake Forest (18), Rogers, 6; Hicks, 4;  
 Harrison, 2; Childress, 2; Owens, 2; Banks, 1.  
 Maryland (13), Hipp, 3; Rhodes, 5; McLinton, 4;  
 Simpkins, 1. Technical Fouls: UM Bench, 1st half.  
 Attendance: 14,500.

**Maryland 89, Oklahoma 78**

**Baltimore Arena**

	Min	Oklahoma			R	A	PF	TP
		FG	FT	R				
Webster	31	7-17	6-6	10	1	4	20	
Vann	20	2-4	1-3	1	0	5	6	
Conley	12	2-3	5-8	4	0	4	9	
Evans	37	3-14	6-6	5	6	4	14	
Hamilton	34	4-12	4-6	9	3	1	13	
Sallier	37	4-8	8-10	15	0	3	16	
Mnor	6	0-1	0-0	0	2	3	0	
Lewis	13	0-2	0-0	0	0	4	0	
Alexander	10	0-2	0-0	1	0	2	0	
<b>TOTALS</b>	<b>200</b>	<b>22-63</b>	<b>30-39</b>	<b>45</b>	<b>12</b>	<b>30</b>	<b>78</b>	

**Maryland**

	MIN	FG	FT	R	A	PF	TP
Hipp	31	6-13	0-0	3	4	2	12
Burns	37	5-13	12-15	7	1	4	22
Kerwin	29	6-9	1-4	9	2	5	13
Rhodes	30	3-9	7-14	7	2	4	15
McLinton	31	5-10	10-11	7	4	4	20
Simpkins	18	0-1	5-6	3	3	4	5
Shultz	14	0-1	0-0	1	0	3	0
Walsh	3	1-1	0-2	1	0	1	2
Thibeault	7	0-0	0-0	1	1	2	0
<b>TOTALS</b>	<b>200</b>	<b>26-57</b>	<b>35-52</b>	<b>42</b>	<b>17</b>	<b>29</b>	<b>89</b>

Halftime: Maryland, 36-31  
 Three Point Goals: Oklahoma (4-20), Vann, 1-3;  
 Evans, 2-12; Hamilton, 1-4; Alexander, 0-1.  
 Maryland (2-7), Hipp, 0-1; Rhodes, 2-5; Simpkins,  
 0-1. Blocked Shots: Oklahoma (6), Webster, 1; Vann,  
 1; Hamilton, 1; Sallier, 3. Maryland (2), Kerwin, 2.  
 Steals: Oklahoma (5), Evans, 2; Hamilton, 3.  
 Maryland 13; Burns, 5; Kerwin, 1; Rhodes, 4;  
 McLinton, 1; Simpkins, 1. Turnovers: Oklahoma  
 (16), Vann, 2; Evans, 5; Hamilton, 2; Sallier, 4;  
 Lewis, 3. Maryland (13), Hipp, 2; Burns, 2; Kerwin,  
 1; Rhodes, 1; McLinton, 3; Simpkins, 3; Thibeault,  
 1. Technical Fouls: Oklahoma Bench, 2nd Half.  
 Attendance: 12,313.

**Maryland 70, N.C. State 65**

**Maryland**

	MIN	FG	FT	R	A	PF	TP
Hipp	34	3-10	2-2	7	7	1	8
Burns	34	10-18	0-0	10	1	4	20
Kerwin	34	2-6	3-4	6	0	4	7
Rhodes	38	3-11	0-0	5	2	0	6
McLinton	40	9-18	8-8	5	3	3	27
Shultz	9	0-0	0-0	0	0	1	0
Simpkins	1	0-1	0-0	0	0	2	0
Thibeault	6	0-0	2-4	2	1	1	2
Walsh	4	0-0	0-0	0	0	1	0
<b>TOTALS</b>	<b>200</b>	<b>27-64</b>	<b>15-18</b>	<b>39</b>	<b>14</b>	<b>17</b>	<b>70</b>

**N.C. State**

	MIN	FG	FT	R	A	PF	TP
Davis	30	6-13	0-1	5	3	3	14
Wilson	26	3-6	1-3	2	4	2	9
Thompson	40	7-12	1-4	8	0	2	15
McCuller	35	4-13	0-0	3	2	1	10
Marshall	33	4-7	0-0	4	3	5	10
Fuller	19	1-3	3-4	4	1	0	5
Lewis	15	1-1	0-0	1	1	4	2
Newman	2	0-3	0-0	0	0	0	0
<b>TOTALS</b>	<b>200</b>	<b>26-58</b>	<b>5-12</b>	<b>31</b>	<b>14</b>	<b>17</b>	<b>65</b>

Halftime: Maryland, 31-24  
 Three Point Goals: Maryland (1-5), Rhodes, 0-3;  
 McLinton, 1-1; Simpkins, 0-1. N.C. State (8-20),  
 Davis, 2-7; Wilson, 2-2; McCuller, 2-5; Marshall,  
 2-4; Newman, 0-2. Blocked Shots: Maryland (1),  
 Kerwin, 1. N.C. State (5), Thompson, 5. Steals:  
 Maryland (4), Hipp, 1; Rhodes, 2; McLinton, 1. N.C.

State (2), Davis, 1; Marshall, 1. Turnovers:  
 Maryland (10), Burns, 2; Kerwin, 2; Rhodes, 1;  
 McLinton, 4; Simpkins, 1. N.C. State (11), Davis, 3;  
 Wilson, 2; McCuller, 4; Marshall, 1; Fuller, 1.  
 Technical Fouls: None. Attendance: 6,800.

**Clemson 82, Maryland 72**

**Maryland**

	MIN	FG	FT	R	A	PF	TP
Hipp	33	4-9	0-1	6	2	3	8
Burns	36	8-17	2-5	15	0	5	18
Kerwin	26	3-6	2-4	4	1	4	8
Rhodes	34	6-16	4-5	7	5	4	18
McLinton	31	4-11	0-0	4	6	4	8
Bristol	7	2-5	5-6	1	2	0	10
Simpkins	10	0-3	0-1	1	0	1	0
Shultz	18	1-5	0-0	4	0	1	2
Thibeault	5	0-0	0-0	0	1	0	0
<b>TOTALS</b>	<b>200</b>	<b>28-72</b>	<b>13-22</b>	<b>44</b>	<b>15</b>	<b>24</b>	<b>72</b>

**Clemson**

	MIN	FG	FT	R	A	PF	TP
Kelly	7	1-3	0-0	0	0	0	3
Buckingham	15	0-1	1-2	4	0	1	1
Wright	33	5-7	2-2	14	4	5	12
Martin	20	0-2	1-3	3	2	1	1
Whitney	37	6-12	1-2	4	6	3	19
Bovain	12	0-3	0-0	1	1	0	0
Brown	32	5-10	8-11	2	4	2	19
Gray	34	11-16	5-8	6	1	3	27
Hines	7	0-0	0-0	1	0	1	0
Richie	3	0-0	0-0	0	0	1	0
<b>TOTALS</b>	<b>200</b>	<b>28-54</b>	<b>18-28</b>	<b>37</b>	<b>18</b>	<b>17</b>	<b>82</b>

Halftime: Maryland, 34-32  
 Three Point Goals: Maryland (3-19), Hipp, 0-1;  
 Rhodes, 2-9; McLinton, 0-4; Bristol, 1-3; Simpkins,  
 0-2. Clemson (8-20), Kelly, 1-2; Martin, 0-2;  
 Whitney, 6-10; Bovain, 0-1; Brown, 1-4; Gray, 0-1.  
 Blocked Shots: Maryland (3), Hipp, 1; Kerwin, 1;  
 Bristol, 1. Clemson (11), Buckingham, 1; Wright, 10.  
 Steals: Maryland (10), Hipp, 1; Burns, 1; Rhodes, 5;  
 McLinton, 1; Bristol, 1; Shultz, 1. Clemson (11),  
 Buckingham, 1; Wright, 3; Whitney, 2; Brown, 2;  
 Gray, 3. Turnovers: Maryland (21), Hipp, 4; Burns,  
 4; Kerwin, 2; Rhodes, 1; McLinton, 3; Bristol, 2;  
 Simpkins, 2; Shultz, 2; Thibeault, 1. Clemson (20),  
 Kelly, 1; Buckingham, 2; Wright, 4; Martin, 1;  
 Whitney, 4; Bovain, 2; Brown, 3; Gray, 3. Technical  
 Fouls: None. Attendance: 6,000.

**Duke 78, Maryland 62**

**Duke**

	MIN	FG	FT	R	A	PF	TP
Lang	22	2-4	0-0	3	2	0	4
Hill, G	25	6-9	3-3	9	1	4	15
Parks	31	6-9	2-3	8	0	4	14
Hurley	39	4-14	6-6	2	6	1	17
Hill, T	34	6-9	0-0	7	3	2	14
Clark	25	2-3	2-2	3	3	1	6
Blakeney	13	2-3	2-2	2	1	2	6
Meek	9	1-2	0-2	2	0	2	2
Collins	2	0-0	0-0	0	0	0	0
<b>TOTALS</b>	<b>200</b>	<b>29-53</b>	<b>15-18</b>	<b>37</b>	<b>16</b>	<b>16</b>	<b>78</b>

**Maryland**

	MIN	FG	FT	R	A	PF	TP
Hipp	36	1-4	0-0	3	3	5	2
Burns	37	6-13	0-2	4	0	2	12
Kerwin	19	3-7	0-0	4	1	4	6
Rhodes	36	6-15	1-1	5	0	1	15
McLinton	39	8-18	2-2	9	5	3	18
Simpkins	22	2-7	2-2	1	6	4	6
Bristol	2	0-0	0-0	0	0	1	0
Walsh	9	0-1	3-4	1	1	2	3
<b>TOTALS</b>	<b>200</b>	<b>26-65</b>	<b>8-11</b>	<b>31</b>	<b>16</b>	<b>22</b>	<b>62</b>

Halftime: Duke, 41-35

Three Point Goals: Duke (5-12), Hurley, 3-8; Hill, T. 2-3; Blakeney, 0-1. Maryland (2-11); Hipp, 0-1; Rhodes, 2-8; McLinton, 0-1; Simpkins, 0-1. Blocked Shots: Duke (6), Lang, 1; Parks, 4; Hill, T., 1. Maryland (1), Walsh, 1. Steals: Duke (4), Hill, G., 2; Hurley, 1; Clark, 1. Maryland (8); Hipp, 2; Burns, 1; Rhodes, 3; McLinton, 2. Turnovers: Duke (21), Lang, 4; Hill, G., 4; Parks, 2; Hurley, 5; Hill, T., 1; Clark, 1; Blakeney, 3; Meek, 1. Maryland (17), Hipp, 3; Burns, 4; Kerwin, 2; Rhodes, 1; McLinton, 3; Simpkins, 4. Technical Fouls: None. Attendance: 14,500.

**Virginia 70, Maryland 68**

Virginia							
	MIN	FG	FT	R	A	PF	TP
Burrough	27	2-8	3-5	7	5	2	7
Parker	37	4-12	0-0	7	6	2	9
Jeffries	36	5-8	3-5	7	1	2	13
Alexander	40	11-15	0-2	5	2	3	27
Williford	17	2-5	0-0	2	1	4	4
Smith	23	2-6	0-0	5	2	1	6
Barnes	17	2-3	0-1	5	0	2	4
Havlicek	3	0-1	0-0	0	0	0	0
<b>TOTALS</b>	<b>200</b>	<b>28-58</b>	<b>6-13</b>	<b>42</b>	<b>17</b>	<b>16</b>	<b>70</b>

Maryland							
	MIN	FG	FT	R	A	PF	TP
Hipp	33	3-6	3-3	7	3	3	9
Burns	38	4-14	3-5	6	0	4	11
Kerwin	29	3-4	0-0	4	0	3	6
Rhodes	38	4-14	0-0	3	3	2	11
McLinton	39	10-23	4-5	11	7	4	25
Simpkins	8	0-2	0-0	0	0	0	0
Lucas	11	0-2	2-2	2	0	1	2
Walsh	4	1-3	2-2	3	0	1	4
<b>TOTALS</b>	<b>200</b>	<b>25-68</b>	<b>14-17</b>	<b>37</b>	<b>13</b>	<b>17</b>	<b>68</b>

Halftime: Virginia, 36-33  
 Three Point Goals: Virginia (8-15); Parker, 1-4; Alexander, 5-6; Smith, 2-5. Maryland (4-11); Rhodes, 3-7; McLinton, 1-3; Simpkins, 0-1. Blocked Shots: Virginia (5), Burrough, 1; Jeffries, 3; Alexander, 1. Maryland (2), Rhodes, 1; Lucas, 1. Steals: Virginia (0). Maryland (8), Hipp, 2; Burns, 3; Rhodes, 2; McLinton, 1. Turnovers: Virginia (14), Burrough, 2; Parker, 2; Jeffries, 2; Alexander, 4; Williford, 1; Barnes, 2; Havlicek, 1. Maryland (4), Kerwin, 1; Rhodes, 2; Lucas, 1. Technical Fouls: None. Attendance: 14,500.

**Georgia Tech 93, Maryland 79**

Maryland							
	MIN	FG	FT	R	A	PF	TP
Hipp	25	8-14	0-0	2	6	1	18
Burns	36	18-28	0-0	10	1	1	36
Kerwin	30	6-10	0-3	6	1	2	12
Rhodes	34	2-12	0-0	7	6	4	4
McLinton	28	3-8	1-1	1	7	2	7
Bristol	13	1-3	0-0	2	2	1	2
Lucas	14	0-3	0-0	1	0	2	2
Simpkins	20	0-2	0-0	1	2	1	0
<b>TOTALS</b>	<b>200</b>	<b>38-80</b>	<b>1-4</b>	<b>32</b>	<b>25</b>	<b>14</b>	<b>79</b>

Georgia Tech							
	MIN	FG	FT	R	A	PF	TP
Moore	28	4-8	2-2	5	3	2	11
Forrest	35	9-18	3-4	6	2	1	21
Mackey	38	7-12	3-3	16	1	1	17
Best	38	8-11	3-4	1	9	3	25
Barry	33	3-5	2-2	5	9	3	9
Newbill	11	2-4	0-0	2	0	1	4
Hill	17	3-6	0-0	1	2	1	6
<b>TOTALS</b>	<b>200</b>	<b>36-64</b>	<b>13-15</b>	<b>40</b>	<b>26</b>	<b>12</b>	<b>93</b>

Halftime: Georgia Tech, 52-47

Three Point Goals: Maryland (2-10), Hipp, 2-4; Rhodes, 0-4; Simpkins, 0-2. Georgia Tech (8-13), Moore, 1-2; Best, 6-8; Barry, 1-2; Hill, 0-1. Blocked Shots: Maryland (3); Burns, 1; Lucas, 2. Georgia Tech (6), Forrest, 2; Mackey, 3; Best, 1. Steals: Maryland (11), Hipp, 1; Burns, 2; Kerwin, 1; Rhodes, 3; McLinton, 2; Bristol, 1, Simpkins, 1. Georgia Tech (8), Forrest, 3; Best, 1; Barry, 4. Turnovers: Maryland (14), Hipp, 2; Burns, 2; Rhodes, 5; McLinton, 2; Simpkins, 3. Georgia Tech (21), Moore, 1; Forrest, 3; Mackey, 3; Best, 5; Barry, 6; Newbill, 2; Hill, 1. Technical Fouls: None. Attendance: 8,175.

**North Carolina 77, Maryland 63**

North Carolina							
	MIN	FG	FT	R	A	PF	TP
Sullivan	20	4-6	2-4	2	0	3	10
Lynch	32	4-10	4-4	12	1	3	12
Montross	33	7-8	3-5	7	0	3	17
Rodl	18	0-3	2-2	1	6	1	2
Phelps	31	5-8	0-0	8	2	2	11
Williams	25	2-9	5-5	5	2	0	9
Reese	20	3-7	0-0	1	2	1	6
Salvadori	13	2-5	0-1	6	0	2	4
Calabria	5	1-1	2-2	0	1	0	5
Wenstrom	2	0-0	0-0	0	0	0	0
Cherry	1	0-0	1-2	0	0	0	1
<b>TOTALS</b>	<b>200</b>	<b>28-57</b>	<b>19-25</b>	<b>44</b>	<b>14</b>	<b>15</b>	<b>77</b>

Halftime: North Carolina, 30-23

Maryland							
	MIN	FG	FT	R	A	PF	TP
Hipp	34	7-13	0-0	6	4	4	16
Burns	36	3-13	4-4	4	1	3	10
Kerwin	15	1-5	2-2	2	0	3	4
Rhodes	35	5-12	0-0	4	4	5	13
McLinton	36	0-7	4-4	7	6	2	4
Lucas	25	4-6	1-2	3	1	3	10
Simpkins	9	1-2	0-1	0	1	1	2
Shultz	2	0-0	0-0	0	0	0	0
Bristol	6	1-4	2-2	3	1	0	4
Walsh	2	0-0	0-0	0	0	0	0
<b>TOTALS</b>	<b>200</b>	<b>22-62</b>	<b>13-15</b>	<b>30</b>	<b>18</b>	<b>21</b>	<b>63</b>

Three Point Goals: North Carolina (2-7), Rodl, 0-2; Phelps, 1-2; Williams, 0-1; Reese, 0-1; Calabria, 1-1. Maryland (6-15), Hipp, 2-3; Rhodes, 3-9; Lucas, 1-1; Bristol, 0-2. Blocked Shots: North Carolina (4), Lynch, 2; Montross, 1; Salvadori, 1. Maryland (4), Hipp, 1; Burns, 1; Rhodes, 1; McLinton, 1. Steals: North Carolina (6), Lynch, 1; Phelps, 2; Williams, 2; Cherry, 1. Maryland (6), Hipp, 3; Burns, 1; Rhodes, 2. Turnovers: North Carolina (22), Sullivan, 2; Lynch, 7; Montross, 4; Rodl, 2; Phelps, 2; Williams, 4; Salvadori, 1. Maryland (20), Hipp, 4; Burns, 3; Kerwin, 1; Rhodes, 6; McLinton, 3; Lucas, 1; Simpkins, 1; Bristol, 1. Technical Fouls: None. Attendance: 14,500.

**Florida State 87, Maryland 84**

Florida State							
	MIN	FG	FT	R	A	PF	TP
Sura	39	13-24	4-8	9	2	3	34
Edwards	37	5-11	9-14	11	2	4	19
Dobard	27	4-5	4-7	4	0	4	12
Cassell	39	4-10	1-2	7	1	4	9
Ward	31	3-4	2-2	2	6	2	9
Hands	11	1-2	0-0	1	0	0	2
Wells	13	1-3	0-0	1	0	1	2
Robinson	3	0-0	0-0	0	0	1	0
<b>TOTALS</b>	<b>200</b>	<b>31-59</b>	<b>20-33</b>	<b>37</b>	<b>11</b>	<b>19</b>	<b>87</b>

Maryland							
	MIN	FG	FT	R	A	PF	TP
Hipp	31	5-10	0-0	6	3	2	12
Lucas	27	1-5	0-2	3	2	3	2
Burns	31	11-15	2-2	8	2	5	24
Rhodes	38	5-14	0-0	8	4	4	10
McLinton	38	10-20	12-15	6	5	3	32
Kerwin	17	0-4	4-4	4	1	3	4
Simpkins	13	0-2	0-0	0	1	1	0
Walsh	5	0-0	0-0	1	0	1	0
<b>TOTALS</b>	<b>200</b>	<b>32-70</b>	<b>18-23</b>	<b>38</b>	<b>18</b>	<b>23</b>	<b>84</b>

Halftime: Maryland, 41-35  
 Three Point Goals: Florida State (5-10), Sura, 4-7; Cassell, 0-1, Ward, 1-2. Maryland (2-9), Hipp, 2-3; Rhodes, 0-5; McLinton, 0-1. Blocked Shots: Florida State (9), Sura, 1; Edwards, 3; Dobard, 2; Cassel, 2; Wells, 1. Maryland (4), Rhodes, 2; Kerwin, 2. Turnovers: Florida State (28), Sura, 9; Edwards, 4; Dobard, 2; Cassell, 6; Ward, 5; Hands, 1; Wells, 1. Maryland (23), Hipp, 4; Lucas, 2; Burns, 2; Rhodes, 5; McLinton, 5; Kerwin, 1, Simpkins, 4. Technical Fouls: Edwards, FSU, 2nd Half. Attendance: 14,500.



Evers Burns scored a career high 36 points against Georgia Tech on February 6, 1993.



**Wake Forest 88, Maryland 64**

		Maryland					
	MIN	FG	FT	R	A	PF	TP
Lucas	18	1-4	0-0	2	0	3	2
Hipp	33	3-10	0-0	6	4	1	8
Burns	32	5-13	1-2	5	0	1	11
McLinton	37	6-17	2-2	5	6	2	14
Rhodes	33	6-11	1-2	4	2	1	16
Kerwin	20	0-3	1-2	1	0	4	1
Bristol	12	2-3	1-1	1	0	1	7
Thibeault	2	0-1	0-0	1	0	0	0
Simpkins	3	0-1	0-0	0	2	0	0
Walsh	3	1-1	2-2	1	0	3	5
Shultz	7	0-2	0-0	1	0	0	0
<b>TOTALS</b>	<b>200</b>	<b>24-66</b>	<b>8-11</b>	<b>29</b>	<b>14</b>	<b>16</b>	<b>64</b>

		Wake Forest					
	MIN	FG	FT	R	A	PF	TP
Rogers	33	13-19	1-1	13	0	0	28
Owens	34	3-9	0-0	7	2	3	6
Hicks	31	8-14	2-2	9	0	1	18
Blucas	26	5-8	0-0	2	3	2	13
Childress	33	3-11	5-7	3	7	1	13
Banks	18	2-2	0-0	4	1	2	4
Harrison	10	1-2	0-0	0	2	0	2
Castle	7	0-1	0-0	1	3	0	0
Canty	1	0-0	0-0	0	0	0	0
LaRue	2	0-1	0-0	0	0	0	0
Rasmussen	3	1-1	0-0	0	0	0	2
Fitzgibbons	1	1-1	0-1	1	0	0	2
King	1	0-0	0-0	1	0	1	0
<b>TOTALS</b>	<b>200</b>	<b>37-69</b>	<b>8-11</b>	<b>31</b>	<b>18</b>	<b>10</b>	<b>88</b>

Halftime: N.C. State, 39-35

Three Point Goals: N.C. State (10-23), Davis, 3-4; McCuller, 2-6; Marshall, 3-9; Wilson, 1-2; Newman, 1-2. Maryland (3-8), Hipp, 1-3; Rhodes, 1-3; Bristol, 0-1; Shultz, 1-1. Blocked Shots: N.C. State (6), Davis, 2; Thompson, 3; Wilson, 1. Maryland (6), Burns, 1; Kerwin, 5. Steals: N.C. State (6), Davis, 1; Thompson, 1; McCuller, 1; Marshall, 2; Newman, 1. Maryland (7), Hipp, 1; Burns, 2; Rhodes, 2; McLinton, 2. Turnovers: N.C. State (18), Davis, 4; Lewis, 3; Thompson, 5; Marshall, 3; Wilson, 2; Fuller, 1. Maryland (17), Hipp, 4; Kerwin, 1; Rhodes, 4; McLinton, 5; Bristol, 1; Shultz, 1; Simpkins, 1. Technical Fouls: None. Attendance: 13,853.

**Clemson 81, Maryland 73**

		Clemson					
	MIN	FG	FT	R	A	PF	TP
Brown	27	0-5	0-0	2	1	1	0
Gray	37	8-13	7-10	12	3	2	23
Wright	28	8-12	3-4	11	1	5	19
Martin	21	2-6	1-2	5	3	2	7
Whitney	40	8-13	3-5	4	6	3	23
Buckingham	19	1-2	2-4	7	2	3	4
Bovain	26	2-4	0-0	0	3	2	5
Tomera	2	0-1	0-0	0	0	0	0
<b>TOTALS</b>	<b>200</b>	<b>29-56</b>	<b>16-25</b>	<b>43</b>	<b>19</b>	<b>18</b>	<b>81</b>

		Maryland					
	MIN	FG	FT	R	A	PF	TP
Hipp	36	6-13	0-0	7	5	3	13
Burns	36	10-20	7-9	13	2	5	27
Kerwin	32	3-12	1-2	7	0	4	7
Rhodes	37	6-13	0-2	2	3	2	14
McLinton	35	2-18	6-8	7	7	5	10
Shultz	11	0-1	0-0	3	0	1	0
Bristol	7	0-1	0-0	1	1	0	0
Simpkins	4	1-2	0-0	0	0	1	2
Thibeault	1	0-0	0-0	0	0	1	0
Lucas	1	0-0	0-0	0	0	0	0
<b>TOTALS</b>	<b>200</b>	<b>28-80</b>	<b>14-21</b>	<b>43</b>	<b>18</b>	<b>22</b>	<b>73</b>

Halftime: Clemson, 39-31

Three Point Goals: Clemson (7-16), Brown, 0-1; Martin, 2-4; Whitney, 4-8; Bovain, 1-3. Maryland (3-19), Hipp, 1-8; Rhodes, 2-6; McLinton, 0-3; Bristol, 0-1; Simpkins, 0-1. Blocked Shots: Clemson (7), Gray, 1; Wright, 6. Maryland (3), Hipp, 1; Kerwin, 1; Shultz, 1. Steals: Clemson (5), Gray, 1; Whitney, 4. Maryland (14), Hipp, 2; Burns, 3; Kerwin, 1; Rhodes, 6; McLinton, 2. Turnovers: Clemson (21), Brown, 2; Gray, 5; Wright, 1; Martin, 3; Whitney, 5; Buckingham, 3; Bovain, 2. Maryland (12), Hipp, 1; Burns, 2; Rhodes, 1; McLinton, 7; Shultz, 1. Technical Fouls: None. Attendance: 14,380.

**Maryland 88, N.C. State 71**

		N.C. State					
	MIN	FG	FT	R	A	PF	TP
Davis	32	3-5	0-1	2	3	3	9
Lewis	20	1-8	2-3	3	1	5	4
Thompson	36	9-16	1-3	17	3	2	19
McCuller	32	4-12	0-2	2	2	2	10
Marshall	30	6-14	0-0	3	5	1	15
Wilson	19	3-6	0-0	4	3	3	7
Fuller	21	1-5	2-2	2	1	3	4
Newman	10	1-2	0-0	1	1	2	3
<b>TOTALS</b>	<b>200</b>	<b>28-68</b>	<b>5-11</b>	<b>35</b>	<b>19</b>	<b>21</b>	<b>71</b>

		Maryland					
	MIN	FG	FT	R	A	PF	TP
Hipp	30	4-10	3-3	7	2	3	12
Burns	31	6-10	10-13	8	2	1	22
Kerwin	26	1-3	2-4	6	0	4	4
Rhodes	31	4-9	3-6	5	4	3	12
McLinton	36	11-17	5-5	4	7	2	27
Bristol	12	0-2	0-0	2	0	0	0
Shultz	22	3-5	0-0	6	0	1	7
Simpkins	10	0-0	2-2	3	1	2	2
Thibeault	1	0-0	0-2	1	1	0	0
Walsh	1	1-1	0-0	1	0	0	2
<b>TOTALS</b>	<b>200</b>	<b>30-57</b>	<b>25-35</b>	<b>44</b>	<b>17</b>	<b>16</b>	<b>88</b>



Johnny Rhodes had a career high six steals and 13 points versus Clemson on February 24, 1993.

**Duke 95, Maryland 79**

		Maryland					
	MIN	FG	FT	R	A	PF	TP
Hipp	25	4-9	0-4	6	2	4	8
Burns	27	6-8	0-3	4	1	5	12
Kerwin	24	4-6	0-0	4	0	4	8
Bristol	12	2-3	0-2	1	0	1	4
McLinton	34	9-18	4-6	3	11	2	22
Rhodes	33	8-15	1-2	4	5	2	19
Simpkins	16	0-1	0-0	0	6	4	0
Lucas	21	1-2	0-0	3	1	4	3
Walsh	7	1-3	0-0	2	1	0	3
Thibeault	1	0-0	0-0	0	0	0	0
<b>TOTALS</b>	<b>200</b>	<b>35-65</b>	<b>5-17</b>	<b>30</b>	<b>27</b>	<b>26</b>	<b>79</b>

		Duke					
	MIN	FG	FT	R	A	PF	TP
Hill, T.	29	3-11	6-9	6	0	3	13
Lang	30	6-7	5-8	9	1	3	17
Parks	30	6-10	4-5	12	0	2	16
Hurley	35	6-11	3-6	1	12	2	19
Collins	23	3-8	1-2	2	0	1	9
Clark	18	3-5	0-1	4	3	1	6
Meek	15	3-3	3-6	8	3	4	9
Blakeney	17	3-5	0-0	0	1	1	6
Brown	2	0-0	0-0	0	0	1	0
Brunson	1	0-0	0-0	0	0	0	0
<b>TOTALS</b>	<b>200</b>	<b>33-61</b>	<b>22-37</b>	<b>42</b>	<b>17</b>	<b>18</b>	<b>95</b>

Halftime: Duke, 53-29

Three Point Goals: Maryland (4-10), Hipp, 0-2; Bristol, 0-1; McLinton, 0-1; Rhodes, 2-4; Lucas, 1-1; Walsh, 1-1. Duke (7-14), Hill, T., 1-1; Hurley, 4-5; Collins, 2-6; Blakeney, 0-1; Brown, 0-1. Blocked Shots: Maryland (2), Rhodes, 1; Lucas, 1. Duke (6), Parks, 5; Hurley, 1. Steals: Maryland (7), Hipp, 3; Kerwin, 1; Bristol, 1; McLinton, 2. Duke (9), Hill, T., 2; Lang, 2; Hurley, 3; Collins, 1; Clark, 1. Turnovers: Maryland (15), Hipp, 2; Burns, 2; McLinton, 6; Simpkins, 3; Lucas, 2. Duke (20); Hill, T., 2; Lang, 2; Parks, 3; Hurley, 5; Collins, 2; Clark, 2; Meek, 2; Blakeney, 2. Technical Fouls: None. Attendance: 9,314.



Kevin McLinton scored his 1,000 career point versus Virginia on March 6, 1993.

Virginia 88, Maryland 74

		Maryland						
	MIN	FG	FT	R	A	PF	TP	
Hipp	26	2-6	0-0	2	3	4	4	
Burns	35	6-16	1-3	14	1	5	13	
Kerwin	14	1-3	1-2	1	0	4	3	
Rhodes	38	9-14	0-1	3	1	3	23	
McLinton	30	3-12	6-9	3	6	5	13	
Lucas	21	4-9	1-1	10	0	3	9	
Walsh	6	1-4	1-1	3	0	1	3	
Simpkins	19	2-7	1-2	2	5	2	5	
Shultz	5	0-1	0-0	1	0	0	0	
Bristol	6	0-0	1-2	0	0	1	1	
<b>TOTALS</b>	<b>200</b>	<b>28-72</b>	<b>12-21</b>	<b>42</b>	<b>16</b>	<b>28</b>	<b>74</b>	

		Virginia						
	MIN	FG	FT	R	A	PF	TP	
Burrough	32	8-14	1-4	13	3	3	17	
Williford	24	3-10	0-0	4	4	3	7	
Jeffries	30	5-9	5-8	12	2	4	15	
Parker	33	4-10	4-7	9	8	4	12	
Alexander	37	7-12	6-11	2	7	3	20	
Smith	25	1-6	0-0	1	2	2	5	
Barnes	17	6-9	3-6	5	0	0	15	
Wilson	1	0-0	0-0	0	0	1	0	
Mitchell	1	0-1	0-0	0	0	0	0	
<b>TOTALS</b>	<b>200</b>	<b>34-71</b>	<b>19-36</b>	<b>51</b>	<b>26</b>	<b>20</b>	<b>88</b>	

Halftime: Virginia, 38-25

Three Point Goals: Maryland (6-14), Hipp, 0-1; Rhodes, 5-8; McLinton, 1-2; Lucas, 1-2; Simpkins, 0-2. Virginia (1-8), Williford, 1-2; Parker, 0-3; Smith, 0-3. Blocked Shots: Maryland (12), Hipp, 1; Burns, 4; Rhodes, 1; McLinton, 1; Lucas, 3; Simpkins, 2; Brnstol, 1. Virginia (9), Burrough, 5; Jeffnes, 1; Parker, 1, Barnes, 2. Steals: Maryland (9), Burns, 4; Rhodes, 1; McLinton, 1; Lucas, 1; Simpkins, 1; Bristol, 1. Virginia (11), Burrough, 1; Williford, 3; Jeffries, 1; Parker, 3; Alexander, 2; Smith, 1. Turnovers: Maryland (20) Burns, 4; Kerwin, 1; Rhodes, 2; McLinton, 7; Lucas, 3; Simpkins, 2; Bristol, 1. Virginia (16), Burrough, 2; Williford, 1; Jeffries, 3; Parker, 5; Alexander, 4; Smith, 1. Technical Fouls: Virginia Bench. Attendance: 8,864.

Maryland 76, N.C. State 55

ACC Tournament

		N.C. State						
	MIN	FG	FT	R	A	PF	TP	
Davis	29	4-9	1-1	5	3	4	10	
Lewis	27	3-13	2-2	7	1	1	8	
Thompson	32	6-15	3-5	14	1	3	15	
McCuller	36	2-13	0-0	5	2	1	5	
Marshall	31	1-8	1-4	2	3	4	4	
Fuller	16	1-3	0-0	8	0	2	2	
Wilson	11	2-6	0-0	3	0	2	4	
Bakalli	15	3-4	0-2	0	1	3	7	
Newman	2	0-0	0-0	0	0	0	0	
Kane	1	0-1	0-0	0	0	0	0	
<b>TOTALS</b>	<b>200</b>	<b>22-72</b>	<b>7-14</b>	<b>50</b>	<b>55</b>	<b>20</b>	<b>55</b>	

Maryland

	MIN	FG	FT	R	A	PF	TP
Hipp	30	4-11	3-4	9	4	1	11
Burns	35	7-13	3-4	8	2	4	17
Kerwin	22	5-7	2-2	2	0	4	12
Rhodes	33	2-10	2-2	13	7	3	6
McLinton	35	2-6	2-3	1	4	2	8
Lucas	15	1-4	0-0	5	0	1	2
Simpkins	21	3-4	3-6	2	1	2	14
Walsh	4	0-2	1-2	0	1	0	1
Bristol	3	1-2	0-0	1	0	0	3
Thibeault	1	0-0	2-2	0	0	0	2
Shultz	1	0-0	0-0	0	0	0	0
<b>TOTALS</b>	<b>200</b>	<b>25-59</b>	<b>22-29</b>	<b>43</b>	<b>19</b>	<b>17</b>	<b>76</b>

Halftime: Maryland, 31-26

Three Point Goals: N.C. State (4-21), Davis, 1-3; Lewis, 0-1; McCuller, 1-8; Marshall, 1-4; Fuller, 0-1; Wilson, 0-1, Bakalli, 1-2; Kane, 0-1. Maryland (4-13), Hipp, 0-1; Rhodes, 0-5; McLinton, 1-2; Simpkins, 2-3; Bristol, 1-2. Blocked Shots: N.C. State (1), Lewis, 1. Maryland (3), Hipp, 1; Burns, 1; Rhodes, 1. Steals: N.C. State (5); Lewis, 2; Marshall, 2; Fuller, 1. Maryland (9), Hipp, 1; Burns, 2; Kerwin, 1; Rhodes, 2; McLinton, 1; Lucas, 1; Simpkins, 1. Turnovers: N.C. State (17), Davis, 3; Lewis, 1; Thompson, 2; McCuller, 2; Marshall, 3; Wilson, 2; Bakalli, 3; Kane, 1. Maryland (9), Hipp, 1; Burns, 1; Kerwin, 2; McLinton, 3; Simpkins, 1; Thibeault, 1. Technical Fouls: None. Attendance: 17,978.

North Carolina 102, Maryland 66

ACC Tournament

		Maryland						
	MIN	FG	FT	R	A	PF	TP	
Hipp	29	7-15	3-4	0	2	2	19	
Burns	29	6-18	2-6	11	2	5	14	
Kerwin	22	0-2	0-0	2	1	3	0	
Rhodes	30	6-12	0-1	5	3	0	15	
McLinton	29	2-9	0-0	6	3	1	4	
Simpkins	25	3-8	1-2	1	6	3	8	
Lucas	16	1-3	1-2	2	1	4	3	
Walsh	7	0-1	0-0	1	0	1	0	
Shultz	6	0-0	0-0	0	0	1	0	
Bristol	4	1-4	1-2	3	0	0	3	
Thibeault	3	0-1	0-0	0	0	0	0	
<b>TOTALS</b>	<b>200</b>	<b>26-73</b>	<b>8-17</b>	<b>33</b>	<b>18</b>	<b>20</b>	<b>66</b>	

North Carolina

	MIN	FG	FT	R	A	PF	TP
Sullivan	14	3-3	1-1	2	1	2	7
Lynch	28	9-15	4-5	15	1	1	22
Salvadori	13	2-5	2-2	5	0	2	6
Phelps	15	1-5	0-0	3	4	4	2
Williams	23	2-7	2-2	1	3	0	7
Montross	24	4-6	3-3	8	0	2	11
Reese	20	5-11	6-7	6	3	2	16
Rodl	15	1-3	2-2	1	7	1	4
Calabria	14	1-6	0-0	3	3	2	2
Cherry	10	1-1	2-2	0	1	0	5
Wenstrom	9	2-2	2-2	1	1	0	6
Geth	6	3-4	1-1	5	0	7	0
Davis	6	3-6	1-2	2	0	1	7
Stephenson	3	0-1	0-0	0	0	0	0
<b>TOTALS</b>	<b>200</b>	<b>37-75</b>	<b>26-29</b>	<b>57</b>	<b>24</b>	<b>17</b>	<b>102</b>

Halftime: North Carolina, 51-34

Three Point Goals: Maryland (6-19); Hipp, 2-5; Rhodes, 3-7; Simpkins, 1-3; Walsh, 0-1; Bristol, 0-3. North Carolina (2-8), Williams, 1-4; Reese, 0-1; Rodl, 0-1; Calabria, 0-1; Cherry, 1-1. Blocked Shots: Maryland (4), Burns, 2; Kerwin, 2. North Carolina (3); Salvadori, 1; Reese, 1; Cherry, 1. Steals: Maryland (9), Hipp, 1; Rhodes, 2; McLinton, 2; Simpkins, 2; Lucas, 2. North Carolina (10), Lynch, 3; Phelps, 2; Williams, 2; Reese, 1; Calabria, 1; Geth, 1. Turnovers: Maryland (18), Hipp, 1; Burns, 3; Kerwin, 1; Rhodes, 3; McLinton, 5; Simpkins, 6; Lucas, 1. North Carolina (17), Lynch, 2; Salvadori, 1; Phelps, 2; Williams, 1; Montross, 4; Reese, 3; Rodl, 1; Wenstrom, 3. Technical Fouls: Mario Lucas, UM, first half. Attendance: 23,532.

# ATHLETIC HALL OF FAME

The Athletic Hall of Fame was founded in 1982 by the M Club Foundation as a joint project of the Department of Intercollegiate Athletics and the M Club. The first committee was organized by then Athletic Director Dick Dull and consisted of outstanding Terrapin athletes and coaches Jack Faber (Class of 1926), Tom Fields (Class of 1942), Al Heagy (Class of 1930), Jim Kehoe (Class of 1940) and Jack Scarbath (Class of 1952). Arthur L. Kramer (Class of 1942), a letterwinner in tennis, was particularly important in the founding of the Hall of Fame.

Qualifications for nominees include being out of school at least 10 years, having earned a minimum of one varsity letter, and if not an undergraduate athlete, being a Department of Intercollegiate Athletics staff member for at least 15 years. Nominees will be judged on personal conduct in life and their contributions to the high ideals of intercollegiate athletics.

## The Hall of Fame

### 1982 Inductees

- Louis W. Berger '32, football, basketball, baseball
- \*Joseph C. Burger '25, football, basketball, lacrosse
- \*Harry C. Byrd '08, football, track and field, baseball, coach
- \*Arthur E. Cook, rifle (Olympic Champion)
- Geary F. Eppley '21, football, track and field, coach

- \*John W. Guckeyson '36, football, basketball, track and field, baseball
- Charles E. Keller '37, basketball, baseball
- \*Frederick C. Linkous '28, football, basketball, lacrosse
- \*Charles L. Mackert '21, football, coach
- \*James G. Meade '39, football, lacrosse
- \*Julius J. Radice '30, football, basketball, baseball
- \*H. Burton Shipley '14, football, basketball, baseball, coach
- \*William C. Supplee '26, football, basketball, track and field

### 1983 Inductees

- \*George V. Chalmers '32, football, basketball, baseball
- \*William W. Evans '30, football, basketball, lacrosse
- John E. Faber, Jr. '26, basketball, lacrosse, coach
- Norwood S. Sothoron '35, football, basketball, baseball, lacrosse.

### 1984 Inductees

- \*Caleb "Zeke" Bailey '22, football, baseball
- \*Brooke "Untz" Brewer '22, football, track and field
- John F. Christliff '36, lacrosse
- William W. Cobey '30, Director of Athletics
- \*Joseph H. Deckman '31, lacrosse, football
- \*Charles F. Ellinger '37, football, lacrosse
- Albert B. Heagy '30, football, basketball, lacrosse, coach
- Fredenck M. Hewitt '39, football, lacrosse
- John F. Kelly '37, lacrosse
- \*Ivan M. Marty '24, lacrosse
- \*William G. "Country" Morris '13, football, baseball
- John C. Norris '32, football, basketball, lacrosse
- \*Edwin E. Powell '13, lacrosse

- \*Gordon S. Pugh '32, lacrosse
- John C. Scarbath '52, football, lacrosse
- \*Gerald "Snitz" Snyder '29, football, lacrosse
- \*James M. Tatum, football coach
- Reginald Van Trump Truitt '14, lacrosse, coach
- Robert Ward '52, football, coach
- Albert W. Woods '33, football, coach

### 1985 Inductees


- Frank H. Cronin '39, track and field, boxing, coach
- John F. "Tony" Hough '25, football, lacrosse
- \*Thomas J. McQuade '24, football, lacrosse
- Pershing L. Mondorff '41, football, basketball, baseball, soccer
- \*Kenneth T. Knole '16, football, baseball
- \*Harry Edwin Semler '22, football, baseball

### 1986 Inductees

- Benny Alperstein '39, boxing
- Francis A. "Bucky" Buscher '34, football, basketball, baseball
- James R. Kappler '57, lacrosse
- James H. Kehoe Jr. '40, track and field, cross country, coach, athletic director
- \*Jesse J. Krajovic '31, football, track and field
- John W. Zane '60, sports information director, assistant athletic director

### 1987 Inductees

- Thomas M. Fields '42, track and field, cross country
- William E. Krouse '41, football, wrestling, coach
- Thomas A. Mont '47, football, basketball, lacrosse, coach
- \*George W. Knepley '39, basketball, baseball
- \*Howard V. Keene '21, baseball
- Charles E. Wicker '56, lacrosse, soccer



Charlie Keller

### 1988 Inductees

- Clayton A. Beardmore '62, lacrosse, coach
- Bernard J. Faloney '53, football, baseball
- John D. Gilmore, Jr. '43, football, basketball, track and field, boxing
- Herman A. Millikan, basketball coach
- Raymond J. Poppelman '33, football, lacrosse
- Doyle P. Royal '43, tennis, soccer, coach
- \*Victor G. Willis '37, football, basketball, baseball

### 1989 Inductees

- William R. Campbell '56, swimming and diving coach
- W. Ernest Fischer '54, wrestling
- James H. Keating, Jr., '57, lacrosse
- Edward Ronkin '32, basketball, lacrosse
- John W. Simmons, Jr. '56, lacrosse



Bud Millikan

### 1990 Inductees

- Hotsy Alperstein, '42, boxing
- Ernest J. Betz '58, lacrosse
- John C. "Jack" Heim '67, lacrosse
- Charles A. May '31, basketball, football, lacrosse
- Edward M. Minion '38, football, lacrosse
- Milton M. Muiltz '40, basketball, lacrosse
- \*Myron B. Stevens '27, baseball, basketball, football

### 1991 Inductees

- John B. Flynn '46, basketball
- Stan Jones '53, football
- Alan Lowe '67, lacrosse
- Richard Moran '60, lacrosse
- Edward Rieder '49, boxing, soccer
- Gene Shue '54, basketball
- Robert Smith '42, football, baseball

### 1992 - No Inductees

### 1993 Inductees

- James H. Belt '51, soccer
- G. Irene Knox '34, rifle
- \*Raymond Krouse '50, football
- Richard "Little Mo" Modzelewski '53, football
- Vince D. Palumbo '55, boxing
- \*Deceased

# INDIVIDUAL RECORDS

## SCORING

### Game

1. 44 by Ernest Graham vs. N.C. State (12-20-78)
2. 41 by Len Bias at Duke (1-25-86)
3. 40 by Gene Shue vs. Wake Forest (SC Tourn., 1954)
4. 39 by Walt Williams vs. Wake Forest (1-22-92)\*
- T5. 38 by Walt Williams vs. Clemson (at ACC, 3-12-92)  
by Walt Williams at Florida State (2-5-92)\*  
by Albert King vs. Clemson (ACC Tourn., 2-29-80)  
by Jim O'Brien vs. North Carolina (1-27-73)  
by Howard White vs. South Carolina (12-16-70)
10. 36 by Evers Burns vs. Georgia Tech (2-6-93)
- T11. 35 by Jerrod Mustaf, vs. Duke (2-10-90)  
by Len Bias at North Carolina (2-20-86)  
by Tom McMillen at George Washington (12-4-71)
- T14. 34 by Walt Williams at Clemson (2-22-92)  
by Tony Massenburg vs. Georgia Tech (2-3-90)  
by John Lucas vs. N.C. State (1-28-76)  
by John Lucas at Wake Forest (1-10-76)
- T18. 33 by Walt Williams at Virginia (1-29-92)\*  
by Matt Roe vs. Georgia Tech (2-13-91)  
by Walt Williams vs. North Carolina (1-10-90)  
by Len Bias at George Mason (11-26-85)  
by Tom McMillen vs. Navy (N-site, 1-20-73)  
by Tom McMillen vs. Canisius (12-17-71)  
by Howard White vs. Georgetown (12-14-70)
- T25. 32 by Kevin McLinton vs. Florida State (2-13-93)  
by Walt Williams at North Carolina (1-13-92)\*  
by Rudy Archer vs. Mount St. Mary's (12-8-87)  
by Derrick Lewis vs. UMBC (2-18-87)  
by Albert King vs. Wake Forest (1-20-80)  
by Tom McMillen vs. Georgetown (12-13-71)  
by Barry Yates vs. Miami, Fla. (12-29-70)
- T32. 31 by Walt Williams vs. Virginia (3-7-92)  
by Walt Williams vs. Clemson (1-25-92)\*  
by Walt Williams vs. West Virginia (12-7-91)  
by Len Bias vs. UNLV (N-Site, 12-7-85)  
by Ernest Graham vs. Bucknell (12-22-79)  
by John Lucas at North Carolina (2-15-75)  
by John Lucas vs. Duke (2-2-74)
- T39. 30 by Walt Williams vs. Florida State (1-18-92)\*  
by Walt Williams at N.C. State (1-11-92)\*  
by Walt Williams vs. Rutgers (N-site, 12-27-90)  
by Walt Williams vs. Boston College (N-site, 12-3-90)  
by Jerrod Mustaf vs. Delaware St. (11-25-89)  
by Tony Massenburg vs. Georgia Tech (2-14-89)  
by Len Bias vs. Georgia Tech (2-22-86)  
by Len Bias vs. Villanova (1-27-85)  
by Adrian Branch vs. Virginia (1-30-85)  
by Albert King at Virginia (1979)  
by John Lucas vs. N.C. State (1-16-75)  
by Barry Yates vs. Richmond (1-2-71)

\* denotes consecutive games during 1991-92 season

### Season

1. 776 by Walt Williams (1991-92)
2. 743 by Len Bias (1985-86)
3. 701 by Len Bias (1984-85)
4. 674 by Albert King (1979-80)
5. 671 by Adrian Branch (1984-85)
6. 667 by Tom McMillen (1971-72)
7. 654 by Gene Shue (1953-54)
8. 616 by Tom McMillen (1972-73)
9. 609 by Jerrod Mustaf (1989-90)
10. 605 by Will Hetzel (1968-69)
11. 564 by John Lucas (1973-74)
12. 559 by Albert King (1980-81)
- T13. 557 by Tony Massenburg (1989-90)  
by John Lucas (1975-76)
15. 541 by Adrian Branch (1982-83)
16. 524 by Tom McMillen (1973-74)
17. 518 by Evers Burns (1992-93)
18. 512 by Jay McMillen (1964-65)
19. 510 by Derrick Lewis (1986-87)
20. 508 by Gene Shue (1952-53)

### Career

1. 2,146 by Len Bias (1982-86)
2. 2,058 by Albert King (1977-81)
3. 2,017 by Adrian Branch (1981-85)
4. 2,015 by John Lucas (1972-76)
5. 1,807 by Tom McMillen (1971-74)
6. 1,704 by Walt Williams (1988-92)
7. 1,607 by Ernest Graham (1977-81)
8. 1,561 by Greg Manning (1977-81)
9. 1,457 by Derrick Lewis (1984-1988)
10. 1,386 by Gene Shue (1951-54)
11. 1,380 by Evers Burns (1989-93)
12. 1,370 by Will Hetzel (1967-70)
13. 1,354 by Tony Massenburg (1985-90)
14. 1,300 by Jay McMillen (1964-67)
15. 1,266 by Bob Kessler (1953-56)
16. 1,244 by Lee Brawley (1949-52)
17. 1,235 by Jim O'Brien (1970-73)
18. 1,219 by Steve Sheppard (1974-76)
19. 1,198 by Larry Gibson (1975-79)
20. 1,161 by Mo Howard (1972-76)
21. 1,153 by Buck Williams (1978-81)
22. 1,094 by Gary Ward (1963-67)
23. 1,087 by Keith Gatlin (1984-88)
24. 1,026 by Brad Davis (1974-76)
25. 1,017 by Len Elmore (1971-74)
26. 1,007 by Lawrence Boston (1975-78)
27. 987 by Pete Johnson (1966-69)

## SCORING AVERAGE

### Season

1. 26.8 by Walt Williams (1991-92)
2. 23.3 by Will Hetzel (1968-69)
3. 23.2 by Len Bias (1985-86)
4. 22.1 by Gene Shue (1952-53)
5. 21.8 by Gene Shue (1953-54)
6. 21.7 by Albert King (1979-80)
7. 21.2 by Tom McMillen (1972-73)
8. 20.8 by Tom McMillen (1971-72)
9. 20.4 by Bob Kessler (1954-55)
10. 20.3 by Bob Kessler (1955-56)
11. 20.1 by John Lucas (1975-76)



Albert King played only three years as a Terp but is second on the all-time career scoring list with 2,058 points.



Gene Shue was a 1954 All-America and held the all-time career scoring record at Maryland for 20 years after his graduation.

# INDIVIDUAL RECORDS

## SCORING AVERAGE (continued)

### Career

1. 20.5 by Tom McMillen (1971-74)
2. 18.7 by Gene Shue (1951-54)
3. 18.3 by John Lucas (1972-76)
4. 18.0 by Will Hetzel (1967-70)
5. 17.4 by Albert King (1977-81)
6. 16.6 by Jerrod Mustaf (1988-90)
7. 16.2 by Walt Williams (1988-92)

## REBOUNDS

### Game

1. 26 by Len Elmore at Wake Forest (2-27-74)
- T2. 24 by Len Elmore vs. Kent State (1-2-73)  
by Will Hetzel vs. West Virginia (12-4-68)
4. 23 by Derrick Lewis at James Madison (1-28-87)
- T5. 22 by Buck Williams vs. Louisville (12-13-80)  
by Buck Williams at UNLV (12-4-78)  
by Al Bunge vs. Georgetown (1958)  
by Bob Kessler vs. Georgetown (1956)
- T9. 21 by Mike Davis vs. Pittsburgh (2-15-77)  
by Len Elmore vs. North Carolina (2-13-74)  
by Len Elmore vs. E. Kentucky (12-5-73)
- T12. 20 by Tony Massenburg at Georgia Tech (2-13-90)  
by Len Elmore vs. Duke (2-2-74)  
by Len Elmore vs. Richmond (1-2-74)

### Season

1. 412 by Len Elmore (1973-74)
2. 363 by Buck Williams (1980-81)
3. 351 by Len Elmore (1971-72)
4. 336 by Bob Kessler (1955-56)
5. 323 by Buck Williams (1978-79)
6. 321 by Tom Roy (1974-75)
7. 318 by Will Hetzel (1968-69)
8. 314 by Tony Massenburg (1989-90)
9. 306 by Tom McMillen (1971-72)
10. 290 by Len Elmore (1972-73)

### Career

1. 1,053 by Len Elmore (1971-74)
2. 948 by Derrick Lewis (1984-88)
3. 928 by Buck Williams (1978-81)
4. 895 by Larry Gibson (1975-80)
5. 859 by Tom McMillen (1971-74)
6. 849 by Bob Kessler (1953-56)
7. 795 by Al Bunge (1957-60)
8. 745 by Len Bias (1982-86)
9. 722 by Tony Massenburg (1985-90)
10. 715 by Albert King (1977-81)

## REBOUNDING AVERAGE

### Season

1. 14.7 by Len Elmore (1973-74)
2. 14.0 by Bob Kessler (1955-56)
3. 12.6 by Al Bunge (1959-60)
4. 12.2 by Will Hetzel (1968-69)
5. 11.7 by Buck Williams (1980-81)
6. 11.2 by Len Elmore (1972-73)
7. 11.1 by Tom Roy (1974-75)
8. 11.0 by Len Elmore (1971-72)
9. 10.8 by Buck Williams (1978-79)
10. 10.7 by Bob McDonald (1960-61)

### Career

1. 12.2 by Len Elmore (1971-74)
- T2. 10.9 by Buck Williams (1978-81)  
by Bob Kessler (1953-54)
4. 10.6 by Al Bunge (1957-60)

## ASSISTS

### Game

1. 13 by Keith Gatlin vs. Virginia (1-30-84)
- T2. 12 by Kevin McLinton vs. N.C. State (1-26-91)  
by Keith Gatlin vs. Navy (N-Site, 1984-85)  
by Keith Gatlin at North Carolina (1-9-85)  
by Dutch Morley at Clemson (2-13-82)  
by Dutch Morley vs. Marshall (12-29-80)  
by John Lucas vs. Buffalo (2-11-73)  
by Rich Porac vs. Canisius (12-17-71)

### Season


1. 221 by Keith Gatlin (6.0 apg; 1984-85)
2. 204 by Keith Gatlin (6.4 apg; 1985-86)
3. 178 by John Lucas (5.9 apg; 1972-73)
4. 175 by Kevin McLinton (6.3 apg; 1989-93)
5. 172 by Rudy Archer (5.5 apg; 1987-88)
6. 165 by Brad Davis (5.9 apg; 1975-76)
7. 159 by John Lucas (5.6 apg; 1973-74)
8. 154 by Kevin McLinton (5.3 apg; 1991-92)
9. 149 by Walt Williams (4.5 apg; 1989-90)
10. 148 by Keith Gatlin (4.6 apg; 1983-84)

### Career

1. 649 by Keith Gatlin (5.3 apg; 1983-88)
2. 514 by John Lucas (4.7 apg; 1972-76)
3. 469 by Kevin McLinton (5.2 apg; 1989-93)
4. 460 by Dutch Morley (3.8 apg; 1978-82)
5. 431 by Brad Davis (5.1 apg; 1974-77)
6. 410 by Walt Williams (3.9 apg; 1988-92)
7. 360 by Jeff Adkins (2.8 apg; 1981-85)
8. 346 by Ernest Graham (2.9 apg; 1977-81)
9. 304 by Albert King (2.6 apg; 1977-81)
- T10. 294 by Teyon McCoy (3.3 apg; 1987-90)  
by Kevin McLinton (4.7 apg; 1989-93)



Len Elmore holds Maryland's game, season and career rebounding records.



Keith Gatlin dished off a record number of assists as a Terp in a single game, season and career.

# INDIVIDUAL RECORDS

## STEALS

### Game

- T1. 7 by Walt Williams vs. North Carolina (3-11-89)  
by Walt Williams vs. Mt. St. Mary's (11-23-91)
- T3. 6 by Johnny Rhodes vs. Clemson (2-27-93)  
by Vince Broadnax at Clemson (2-6-91)  
by Albert King at Clemson (1-17-81)  
by Albert King vs. Temple (12-29-79)  
by Ernest Graham vs. Catholic (12-15-79)  
by Dutch Morley vs. Penn State (12-3-79)  
by John Lucas vs. Clemson (1-21-76)

### Season

1. 71 by Johnny Rhodes (2.5 spg; 1992-93)
2. 64 by Dutch Morley (2.1 spg; 1979-80)
3. 60 by Walt Williams (2.1 spg; 1991-92)
- T4. 47 by Evers Burns (1.7 spg; 1992-93)  
by Walt Williams (1.7 spg; 1989-90)
- T6. 46 by Kevin McLinton (1.6 spg; 1992-93)  
by Kevin McLinton (1.6 spg; 1991-92)
8. 46 by Greg Nared (1.6 spg; 1988-89)
- T9. 45 by Derrick Lewis (1.5 spg; 1987-88)  
by Adrian Branch (1.2 spg; 1984-85)
- T11. 43 by Ernest Graham (1.4 spg; 1979-80)  
by Dutch Morley (1.4 spg; 1978-79)
- T13. 42 by Cedric Lewis (1.5 spg; 1990-91)  
by Adrian Branch (1.4 spg; 1980-81)  
by Albert King (1.4 spg; 1979-80)

### Career

1. 175 by Walt Williams (1.7 spg; 1988-92)
2. 170 by Dutch Morley (1.4 spg; 1978-82)
3. 137 by Derrick Lewis (1.1 spg; 1984-88)
4. 136 by Kevin McLinton (1.5 spg; 1989-93)
5. 123 by Ernest Graham (1.0 spg; 1977-81)
6. 119 by Albert King (1.0 spg; 1977-81)
7. 114 by Evers Burns (1.0 spg; 1989-93)
8. 110 by Jeff Adkins (0.9 spg; 1981-85)  
by Adrian Branch (0.9 spg; 1981-85)
10. 90 by Keith Gatlin (0.7 spg; 1983-88)

## BLOCKS

### Game

- T1. 12 by Cedric Lewis at South Florida (1-20-91)  
by Derrick Lewis at James Madison (1-28-87)
- T3. 10 by Derrick Lewis, 4 times  
last time: vs. UMES (2-27-87)
- T7. 8 by Cedric Lewis, 3 times  
last time: vs. Georgia Tech (2-13-91)  
by Larry Gibson vs. St. Joseph's (12-29-78)
- T11. 7 by Cedric Lewis, 2 times  
last time vs. Georgia Tech (2-1-91)  
by Derrick Lewis, 4 times  
last time vs. Virginia (3-1-86)  
by Tony Massenburg vs. UMES (12-1-88)  
by Larry Gibson vs. Syracuse (12-24-76)  
by Len Elmore vs. North Carolina (1-27-73)

### Season

1. 143 by Cedric Lewis (5.1 bpg; 1990-91)
2. 114 by Derrick Lewis (4.4 bpg; 1986-87)
3. 99 by Derrick Lewis (2.7 bpg; 1984-85)
4. 71 by Derrick Lewis (2.2 bpg; 1985-86)
5. 67 by Larry Gibson (2.5 bpg; 1976-77)
6. 58 by Larry Gibson (1.9 bpg; 1978-79)
7. 57 by Larry Gibson (2.0 bpg; 1977-78)
8. 55 by Derrick Lewis (1.8 bpg; 1987-88)
9. 49 by Cedric Lewis (1.5 bpg; 1989-90)
- T10. 42 by Ben Coleman (1.3 bpg; 1983-84)  
by Ernest Graham (1.4 bpg; 1980-81)

### Career

1. 339 by Derrick Lewis (2.7 bpg; 1984-88)
2. 239 by Cedric Lewis (2.5 bpg; 1987-90)
3. 182 by Larry Gibson (1.8 bpg; 1975-79)
4. 97 by Tony Massenburg (0.9 bpg; 1985-90)
5. 87 by Len Bias (0.7 bpg; 1982-86)
6. 86 by Buck Williams (1.0 bpg; 1978-81)
7. 81 by Walt Williams (0.8 bpg; 1988-92)
8. 75 by Ben Coleman (1.2 bpg; 1982-84)

## FIELD GOAL PERCENTAGE

### Game (minimum 5 attempts)

- T1. 1.000 (8-8) by Buck Williams vs. Canisius (12-23-78)  
(8-8) by Gary Williams vs. South Carolina (12-66)  
(8-8) by Greg Manning vs. F. Dickinson (12-10-80)  
(8-8) by Ben Coleman vs. Duquesne (12-10-83)  
(8-8) by Ben Coleman vs. Wake Forest (2-26-84)

### Season (minimum 100 attempts)

1. .647 (183-283) by Buck Williams (1980-81)
2. .643 (196-305) by Greg Manning (1979-80)
3. .611 (102-167) by Charles Pittman (1981-82)
4. .608 (194-319) by Ben Coleman (1983-84)
5. .606 (143-236) by Buck Williams (1979-80)

### Career

1. .615 (446-725) by Buck Williams (1978-81)
2. .583 (623-1068) by Greg Manning (1977-81)
3. .576 (438-760) by Lawrence Boston (1975-78)
4. .555 (699-1259) by Tom McMillen (1971-74)
5. .551 (484-878) by Larry Gibson (1975-79)
6. .524 (524-1001) by Tony Massenburg (1985-90)

## FREE THROW PERCENTAGE

### Game (minimum 10 attempts)

- T1. 1.000 (14-14) by Jerry Greenspan vs. Minnesota (1961)  
(13-13) by Len Bias vs. North Carolina (2-20-86)  
(13-13) by Lee Brawley vs. North Carolina (1951)  
(12-12) by Matt Roe vs. Wake Forest (2-23-91)  
(12-12) by Tony Massenburg at Penn State (3-19-90)  
(12-12) by Bill Stasiulatis vs. Wake Forest (1961)  
(12-12) by Lee Brawley vs. North Carolina (1951)  
(12-12) by Bob Kessler vs. G. Washington (1956)
9. .929 (13-14) by Walt Williams vs. North Carolina (1-10-90)

### Season (minimum 50 attempts)

1. .908 (79-87) by Greg Manning (1979-80)
2. .864 (209-242) by Len Bias (1985-86)
3. .863 (57-66) by Jo Jo Hunter (1977-78)
4. .862 (50-58) by Keith Gatlin (1984-85)
5. .857 (66-77) by Greg Manning (1978-79)

### Career

1. .858 (315-367) by Greg Manning (1977-81)
2. .803 (418-517) by Jim O'Brien (1971-73)
3. .802 (163-205) by Keith Gatlin (1983-88)
4. .799 (409-512) by Tom McMillen (1971-74)



Derrick Lewis is the most prolific shot blocker in school history; he holds the Terp records for blocks in a single game, season and career.



Johnny Rhodes set the single season Terp record for steals in a season as a freshman with 71 during the 1992-93 season.

# TEAM RECORDS

## SCORING

### Game High (Maryland)

1.	130	(130-106)	vs. East Carolina (12-7-77)
2.	128	(128-103)	vs. Canisius (12-23-78)
T3.	127	(127-84)	vs. East Carolina (11-29-75)
		(127-82)	vs. Brown (12-1-72)
5.	124	(124-110)	vs. N.C. State (12-20-78)
6.	122	(122-82)	vs. Boston Univ. (12-8-75)
T7.	117	(117-96)	vs. George Washington (12-4-71)
		(117-51)	vs. UMES (2-27-87)
T9.	115	(115-83)	vs. Georgetown (12-11-73)
		(115-76)	vs. Miami, Ohio (12-28-79)
		(115-60)	vs. UMES (11-26-91)

### Game High (Opponent)

T1.	114	(91-114)	by N.C. State (2-27-91)
		(111-114)	by Duke (2-10-90)
3.	110	(124-110)	by N.C. State (12-20-78)
4.	108	(109-108)	by N.C. State (3-1-78)
5.	107	(87-107)	by North Carolina (1968-69)
6.	106	(130-106)	by East Carolina (12-7-77)
T7.	105	(73-105)	by North Carolina (2-9-91)
		(70-105)	by North Carolina (1970-71)
		(85-105)	by Florida State (1992-93)

### Game High (Combined)

1.	236	(130-106)	vs. East Carolina (12-7-77)
2.	234	(124-110)	vs. N.C. State (12-20-78)
3.	231	(128-103)	vs. Canisius (12-23-78)
4.	225	(111-114)	vs. Duke (2-10-90)
5.	217	(109-108)	vs. N.C. State (3-1-78)
6.	213	(117-96)	vs. George Washington (12-4-71)

### Points Scored

1.	2,747	1989-90
2.	2,613	1972-73
3.	2,607	1974-75
4.	2,602	1984-85
5.	2,481	1979-80
6.	2,469	1975-76
7.	2,444	1971-72
8.	2,400	1973-74
9.	2,391	1983-84
10.	2,353	1980-81

### Scoring Average

1.	89.9	1974-75
2.	88.2	1975-76
3.	87.1	1972-73
4.	85.7	1973-74
5.	83.2	1989-90
6.	82.1	1977-78
7.	81.0	1991-92
8.	80.2	1990-91
9.	80.0	1979-80
10.	79.8	1992-93

### Rebounding Average

1.	48.9	1973-74
2.	48.3	1955-56
3.	45.4	1972-73
4.	45.1	1968-69
5.	44.7	1964-65
6.	44.4	1970-71
7.	44.3	1965-66
T8.	44.0	1967-68
		1960-61
10.	43.5	1974-75



*Jerrod Mustaf was the leading scorer on Maryland's highest scoring team, the 1989-90 Terps.*

## Rebounds

Game		Season
1.	74 vs. Penn State (12-64)	1. 1,388 1971-72
2.	67 vs. East Carolina (12-7-77)	2. 1,368 1973-74
3.	65 vs. Bucknell (12-22-76)	3. 1,361 1972-73
T4.	63 vs. DePauw (12-12-74)	4. 1,351 1989-90
	vs. Long Island (12-17-77)	5. 1,261 1974-75

## Field Goals Made

Game		Season
T1.	55 vs. Brown (11-29-72)	1. 1,089 1972-73
	vs. Canisius (12-23-78)	2. 1,049 1974-75
3.	52 vs. East Carolina (12-7-77)	3. 1,038 1984-85
T4.	51 vs. Virginia (3-2-74)	4. 1,012 1973-74
	vs. Boston Univ. (12-8-75)	5. 1,002 1989-90

## Field Goals Attempted

Game		Season
1.	99 vs. Canisius (12-23-78)	1. 2,094 1972-73
2.	97 vs. East Carolina (12-7-77)	2. 2,073 1989-90
T3.	93 vs. Miami, Ohio (12-29-70)	3. 2,065 1984-85
	vs. G. Washington (12-4-71)	4. 1,983 1973-74
	vs. Long Island (1-23-73)	5. 1,918 1974-75

## Field Goal Percentage

Game		Season
1.	.833 vs. South Carolina (1-9-71)	1. .551 1979-80
2.	.739 vs. Wake Forest (1-28-86)	2. .547 1974-75
3.	.732 vs. N.C. State (12-20-80)	3. .539 1983-84
4.	.704 vs. Miami, Ohio (12-28-79)	4. .537 1975-76
5.	.667 vs. UMES (2-17-86)	5. .532 1980-81

## Free Throws Made

Game		Season
1.	40 vs. North Carolina (1958)	1. 633 1989-90
T2.	35 vs. Oklahoma (1-12-93)	2. 590 1957-58
	vs. North Carolina (1-10-90)	3. 586 1971-72
T4.	34 vs. James Madison (1-23-87)	4. 532 1963-64
	vs. Lafayette (11-29-81)	5. 527 1990-91
	vs. West Virginia (12-7-91)	

## Free Throws Attempted

Game		Season
1.	57 vs. North Carolina (1-53)	1. 893 1989-90
2.	52 vs. Oklahoma (1-12-93)	2. 858 1957-58
3.	47 vs. Bucknell (12-22-76)	3. 787 1953-54
T4.	46 vs. North Carolina (1-10-90)	4. 786 1971-72
	vs. West Virginia (12-7-91)	5. 772 1990-91

## Free Throw Percentage

Game		Season
1.	1.000 (19-19) vs. Holy Cross (1-21-85)	1. .758 1975-76
2.	.966 (28-29) vs. Duke (2-7-76)	2. .757 1974-75
3.	.950 (19-20) vs. Duke (2-2-80)	3. .751 1981-82
4.	.932 (28-31) vs. North Carolina (1-27-73)	4. .747 1959-60
5.	.931 (27-29) vs. Texas Christian (11-25-88)	T5. .746 1971-72
		1973-74

## Assists

Game		Season
1.	36 vs. Brown (11-29-72)	1. 583 1989-90
2.	35 vs. Brown (12-1-71)	2. 575 1984-85
3.	32 vs. Buffalo (2-11-73)	3. 558 1979-80
T4.	31 vs. Long Island (1-23-73)	4. 557 1972-73
	vs. Miami, Ohio (12-28-79)	5. 548 1983-84

## Steals

Game		Season
1.	17 vs. Mt. St. Mary's (11-23-91)	1. 258 1992-93
T2.	16 vs. Clemson (2-6-91)	2. 242 1991-92
	vs. Catholic (12-15-79)	3. 233 1979-80
	vs. Rider (12-23-91)	4. 227 1990-91
T5.	15 vs. Miami, Ohio (12-25-79)	5. 217 1989-90
	vs. Temple (12-29-79)	
	vs. Clemson (1-13-81)	
	vs. American (11-30-91)	
	vs. Morgan State (12-26-92)	

## Blocks

Game		Season
T1.	17 vs. UMES (2-27-87)	1. 185 1990-91
	vs. Georgia Tech (12-10-75)	2. 181 1984-85
3.	16 vs. UMES (12-1-88)	3. 162 1989-90
4.	14 vs. James Madison (1-28-87)	4. 155 1976-77
5.	13 vs. Tennessee (11-28-84)	5. 143 1986-87

# MARYLAND YEAR-BY-YEAR TEAM STATISTICS

YEAR	GP	/ - TOTAL - /		/ - 3PT - /		FTM-FTA	PCT	AST	BLK	STL	PF-DQ	OFF	DEF	TOTAL	PTS-AVG
		FGM-FGA	.PCT	FGM-FGA	.PCT							RBS	RBS	RBS-AVG	
1950-51	27	481-1210	.398	—	—	450-663	.679	—	—	—	—	—	—	—	1412-52.3
1951-52															
1952-53	23	487-1285	.379	—	—	432-698	.617	—	—	—	—	—	—	—	1406-61.1
1953-54	30	712-1661	.429	—	—	532-787	.648	—	—	—	—	—	—	—	1959-65.3
1954-55	24	563-1417	.398	—	—	447-682	.657	—	—	—	—	—	—	1178-49.0	1573-65.5
1955-56	24	550-1382	.398	—	—	500-744	.672	—	—	—	—	—	—	1158-48.3	1600-66.7
1956-57	26	597-1414	.422	—	—	486-679	.716	—	—	—	—	—	—	911-35.0	1680-64.6
1957-58	29	706-1698	.416	—	—	590-858	.688	—	—	—	—	—	—	1175-40.5	2004-69.1
1958-59	23	502-1262	.398	—	—	361-545	.655	—	—	—	—	—	—	889-38.7	1365-59.3
1959-60	23	548-1310	.418	—	—	399-534	.747	—	—	—	—	—	—	864-37.6	1495-65.0
1960-61	26	628-1482	.424	—	—	491-659	.745	—	—	—	—	—	—	1143-44.0	1747-67.2
1961-62	25	637-1476	.432	—	—	474-644	.736	—	—	—	—	—	—	1082-43.3	1748-69.9
1962-63	21	506-1272	.398	—	—	337-496	.679	—	—	—	332-	—	—	888-42.3	1349-64.2
1963-64	26	714-1634	.437	—	—	397-572	.694	—	—	—	512-16	—	—	1058-40.7	1825-70.2
1964-65	26	726-1596	.455	—	—	457-634	.720	—	—	—	453-15	—	—	1162-44.7	1909-73.4
1965-66	25	705-1535	.459	—	—	381-560	.680	—	—	—	449-18	—	—	1107-44.3	1791-71.6
1966-67	25	637-1448	.439	—	—	350-479	.730	—	—	—	378- 5	—	—	884-35.3	1624-64.9
1967-68	24	653-1678	.389	—	—	346-519	.667	—	—	—	457-21	—	—	1058-44.0	1652-68.8
1968-69	26	782-1842	.425	—	—	485-657	.738	—	—	—	487-15	—	—	1174-45.1	2049-78.8
1969-70	26	781-1709	.457	—	—	417-586	.712	337	—	—	458-17	—	—	1106-42.5	1979-76.1
1970-71	26	735-1650	.448	—	—	480-715	.671	302	—	—	442-13	—	—	1154-44.4	1950-75.0
1971-72	32	929-1877	.495	—	—	586-786	.746	443	—	—	490-10	—	—	1388-43.4	2444-76.4
1972-73	30	1089-2094	.520	—	—	435-606	.718	557	—	—	547-17	—	—	1361-45.4	2613-87.1
1973-74	28	1012-1983	.510	—	—	376-504	.746	450	—	—	492-10	—	—	1368-48.9	2400-85.7
1974-75	29	1049-1918	.547	—	—	509-672	.757	413	—	—	535-18	—	—	1261-43.5	2607-89.9
1975-76	28	996-1854	.537	—	—	477-629	.758	397	—	—	562-20	—	—	1126-40.2	2469-88.2
1976-77	27	850-1645	.516	—	—	415-566	.733	310	155	163	500-20	—	—	1049-38.8	2115-78.3
1977-78	28	935-1829	.509	—	—	433-599	.722	336	142	148	577-20	—	—	1188-42.4	2303-82.1
1978-79	30	954-1897	.503	—	—	430-600	.717	415	126	195	589-18	—	—	1154-38.5	2338-77.9
1979-80	31	985-1789	.551	—	—	511-706	.724	558	114	233	569-12	—	—	1089-35.1	2481-80.0
1980-81	31	943-1774	.532	—	—	467-649	.720	503	93	201	596-17	—	—	1095-35.3	2353-75.9
1981-82	29	651-1359	.479	—	—	476-634	.751	307	78	126	530-15	—	—	876-30.2	1778-61.3
1982-83	30	820-1672	.490	—	—	496-724	.685	375	88	105	619-25	—	—	1098-36.6	2222-74.1
1983-84	32	941-1745	.539	—	—	509-702	.725	548	100	148	578-15	—	—	1078-33.7	2391-74.7
1984-85	37	1038-2065	.503	—	—	526-708	.743	575	181	206	639-14	—	—	1184-32.0	2602-70.3
1985-86	33	911-1786	.510	—	—	500-686	.729	465	135	159	549- 9	—	—	1030-31.2	2322-70.4
1986-87	26	674-1344	.502	122-290	.461	395-553	.714	423	143	130	474-15	200	524	769-29.6	1865-71.7
1987-88	31	874-1733	.504	195-451	.430	407-606	.672	536	140	177	537-12	303	583	957-30.9	2350-75.8
1988-89	29	760-1651	.460	88-311	.283	398-587	.672	427	125	159	529-15	309	615	1002-34.6	2006-69.2
1989-90	33	1002-2073	.483	110-278	.396	633-893	.709	583	162	217	704-20	438	802	1351-40.9	2747-83.2
1990-91	28	814-1795	.454	90-309	.291	527-772	.683	455	185	227	550-19	373	625	1098-39.2	2245-80.2
1991-92	29	848-1880	.451	128-394	.325	526-751	.700	495	107	242	611-32	403	611	1092-37.7	2350-81.0
1992-93	28	813-1907	.443	163-146	.366	439-653	.672	521	99	258	577-18	375	665	1116-39.9	2235-79.8



# OPPONENTS YEAR-BY-YEAR STATISTICS

YEAR	GP	/ - TOTAL - /		/ - 3PT - /		FTM-FTA	.PCT	AST	BLK	STL	PF-DQ	OFF	DEF	TOTAL	PTS-AVG
		FGM-FGA	.PCT	FGM-FGA	.PCT							RBS	RBS	RBS-AVG	
1950-51	27	510-	-	-	-	400-663	.603	-	-	-	-	-	-	-	1420-52.6
1951-52															
1952-53	23	369-	-	-	-	515-788	.654	-	-	-	-	-	-	-	1256-54.3
1953-54	30	539-	-	-	-	594-888	.668	-	-	-	-	-	-	-	1672-55.7
1954-55															
1955-56	24	509-1470	.346	-	-	537-733	.732	-	-	-	-	-	-	977-40.7	1555-64.8
1956-57	26	553-1414	.391	-	-	484-729	.661	-	-	-	-	-	-	940-36.2	1590-61.5
1957-58	29	583-1687	.352	-	-	497-735	.676	-	-	-	-	-	-	1031-35.6	1671-57.6
1958-59	23	444-1201	.369	-	-	408-584	.697	-	-	-	-	-	-	814-35.4	1296-56.3
1959-60	23	529-1331	.397	-	-	343-490	.700	-	-	-	-	-	-	795-34.6	1407-61.2
1960-61	26	642-1676	.384	-	-	473-679	.697	-	-	-	-	-	-	1119-43.0	1757-67.6
1961-62	25	700-1669	.419	-	-	405-624	.649	-	-	-	489-	-	-	1115-44.6	1805-72.2
1962-63	21	614-1336	.460	-	-	276-396	.697	-	-	-	336-	-	-	879-41.9	1504-71.6
1963-64	26	736-1618	.455	-	-	509-735	.692	-	-	-	462-14	-	-	1145-44.0	1964-75.5
1964-65	26	686-1655	.415	-	-	417-584	.714	-	-	-	490-23	-	-	1021-39.3	1789-68.8
1965-66	25	649-1603	.405	-	-	415-588	.706	-	-	-	454-11	-	-	1029-41.2	1711-68.4
1966-67	25	644-1380	.467	-	-	340-476	.714	-	-	-	393- 7	-	-	928-37.1	1628-65.1
1967-68	24	670-1533	.437	-	-	434-619	.701	-	-	-	419-12	-	-	1188-49.0	1774-73.9
1968-69	26	858-1846	.465	-	-	472-651	.725	-	-	-	488-18	-	-	1225-47.1	2188-84.1
1969-70	26	762-1695	.449	-	-	421-619	.680	-	-	-	472-13	-	-	1082-41.6	1945-74.7
1970-71	26	743-1625	.457	-	-	422-600	.703	308	-	-	544-24	-	-	1056-40.6	1908-73.4
1971-72	32	843-1933	.436	-	-	417-607	.687	302	-	-	607-30	-	-	1040-32.5	2107-65.8
1972-73	30	947-2023	.468	-	-	332-484	.686	363	-	-	598-23	-	-	1043-34.8	2226-74.2
1973-74	28	798-1993	.400	-	-	335-475	.705	278	-	-	513-11	-	-	1066-38.1	1931-69.0
1974-75	29	916-2075	.441	-	-	331-477	.694	355	-	-	634-28	-	-	999-34.5	2163-74.6
1975-76	28	867-1954	.444	-	-	346-489	.708	307	-	-	575-25	-	-	1024-36.6	2080-74.3
1976-77	27	804-1845	.436	-	-	393-544	.722	299	58	202	529-21	-	-	978-36.2	2001-74.1
1977-78	28	906-2001	.453	-	-	415-612	.678	363	60	227	563-14	-	-	1057-37.7	2227-79.5
1978-79	30	912-1923	.474	-	-	416-601	.692	402	99	240	576-17	-	-	1036-34.5	2240-74.7
1979-80	31	926-1952	.474	-	-	374-534	.700	476	83	231	662-31	-	-	1000-32.3	2226-71.8
1980-81	31	879-1860	.473	-	-	406-582	.698	454	76	254	613-27	-	-	954-30.8	2164-69.8
1981-82	29	666-1424	.468	-	-	372-548	.679	326	80	150	581-30	-	-	802-27.7	1704-58.8
1982-83	30	808-1783	.453	-	-	425-634	.670	385	78	144	655-22	-	-	1022-34.1	2141-71.4
1983-84	32	889-1922	.462	-	-	373-537	.694	465	66	170	644-32	-	-	996-31.1	2151-67.2
1984-85	37	981-2136	.459	-	-	440-637	.691	510	84	192	681-26	-	-	1222-33.0	2404-65.0
1985-86	33	873-1820	.480	-	-	420-575	.730	457	78	187	639-16	-	-	1017-30.8	2166-65.6
1986-87	26	728-1521	.479	113-245	.561	336-491	.684	425	61	193	497-12	298	520	871-33.5	1905-73.3
1987-88	31	840-1744	.482	126-318	.396	421-589	.715	488	60	203	567-	347	599	1010-32.6	2227-71.8
1988-89	29	798-1722	.463	125-339	.369	431-615	.701	475	72	171	531-13	330	604	1024-34.6	2152-74.2
1989-90	33	911-2122	.429	175-490	.357	566-811	.698	535	103	238	692-25	466	676	1244-37.7	2563-77.7
1990-91	28	817-1827	.447	161-465	.346	427-631	.677	475	128	179	595-18	384	645	1114-39.8	2222-79.4
1991-92	29	829-1763	.470	164-440	.373	467-729	.641	460	152	165	612-18	378	656	1130-39.0	2289-78.9
1992-93	28	813-1812	.443	163-446	.313	437-661	.661	521	170	203	544-17	408	694	1186-42.4	2226-79.5

# SEASON LEADERS

## SCORING

Year	Leader	Pts-Avg.
1950-51	Lee Brawley	404-15.0
1951-52	not available	
1952-53	Gene Shue	508-22.1
1953-54	Gene Shue	654-21.8
1954-55	Bob Kessler	487-20.3
1955-56	Bob Kessler	490-20.4
1956-57	Bob O'Brien	342-13.2
1957-58	Charles McNeil	401-13.8
1958-59	Charles McNeil	311-14.8
1959-60	Al Bunge	383-16.6
1960-61	Bob McDonald	347-13.4
1961-62	Jerry Greenspan	380-15.2
1962-63	Jerry Greenspan	365-17.4
1963-64	George Suder	327-13.0
1964-65	Jay McMillen	512-19.7
1965-66	Gary Ward	430-17.2
1966-67	Jay McMillen	392-16.3
1967-68	Pete Johnson	360-15.0
1968-69	Will Hetzel	605-23.3
1969-70	Rod Horst	428-16.5
1970-71	Howard White	389-15.6
	Jim O'Brien	342-16.3
1971-72	Tom McMillen	667-20.8
1972-73	Tom McMillen	616-21.2
1973-74	John Lucas	564-20.1
1974-75	John Lucas	469-19.5
1975-76	John Lucas	557-19.9
1976-77	Lawrence Boston	338-13.0
	Steve Sheppard	309-16.2
1977-78	Lawrence Boston	423-15.5
1978-79	Ernest Graham	499-16.6
1979-80	Albert King	674-21.7
1980-81	Albert King	559-18.0
1981-82	Adrian Branch	442-15.2
1982-83	Adrian Branch	541-18.7
1983-84	Ben Coleman	491-15.3
1984-85	Len Bias	701-18.9
1985-86	Len Bias	743-23.2
1986-87	Derrick Lewis	510-19.6
1987-88	Derrick Lewis	466-15.0
1988-89	Tony Massenburg	481-16.6
1989-90	Jerrod Mustaf	609-18.5
1990-91	Matt Roe	497-17.8
	Walt Williams	318-18.7
1991-92	Walt Williams	776-26.8
1992-93	Evers Burns	518-18.5

## REBOUNDING

Year	Leader	Rbs-Avg.
1955-56	Bob Kessler	336-14.0
1956-57	Jim Halleck	195- 7.5
1957-58	Al Bunge	265- 9.1
1958-59	Al Bunge	241-10.5
1959-60	Al Bunge	289-12.6
1960-61	Bob McDonald	279-10.7
1961-62	Jerry Greenspan	235- 9.4
1962-63	Jerry Greenspan	184- 8.8
1963-64	Rick Wise	185- 7.1
	Gary Ward	103- 7.4
1964-65	Gary Ward	271-10.4
1965-66	Gary Ward	241- 9.6
1966-67	Jay McMillen	195- 8.1
1967-68	Rich Drescher	202- 8.4
1968-69	Will Hetzel	318-12.2
1969-70	Rod Horst	258- 9.9



John Lucas (airborn) led the Terps in scoring three consecutive years, the only player in school history to do so.



Len Elmore averaged 14.7 rebounds a game during the 1973-74 season, a mark that still stands as the Terp record.

1970-71	Barry Yates	224- 8.6
1971-72	Len Elmore	351-11.0
1972-73	Len Elmore	290-11.2
1973-74	Len Elmore	412-14.7
1974-75	Tom Roy	321-11.1
1975-76	Lawrence Boston	249- 8.9
	Larry Gibson	157- 9.8
1976-77	Larry Gibson	228- 8.4
1977-78	Larry Gibson	253- 9.0
1978-79	Buck Williams	323-10.8
1979-80	Buck Williams	242-10.1
1980-81	Buck Williams	363-11.7
1981-82	Herman Veal	213- 7.3
1982-83	Ben Coleman	242- 8.1
1983-84	Ben Coleman	269- 8.4
1984-85	Len Bias	251- 6.8
1985-86	Len Bias	224- 7.0
1986-87	Derrick Lewis	248- 9.5
1987-88	Derrick Lewis	237- 7.6
1988-89	Tony Massenburg	226- 7.8
1989-90	Tony Massenburg	314-10.1
1990-91	Cedric Lewis	233- 8.3
1991-92	Evers Burns	206- 7.1
1992-93	Evers Burns	249- 8.9

## FIELD GOAL PERCENTAGE

(150 attempts minimum)

Year	Leader	FG Pct
1950-51	Dick Koffenberger	.480
1951-52	not available	
1952-53	Gene Shue	.469
1953-54	Gene Shue	.506
1954-55	not available	
1955-56	Bob O'Brien	.421
1956-57	John Nacincik	.470
1957-58	Nick Davis	.463
1958-59	Charles McNeil	.443
1959-60	Paul Jelus	.470
1960-61	Bob McDonald	.453
1961-62	Bruce Kelleher	.437
1962-63	Connie Carpenter	.447
1963-64	Jackie Clark	.480
1964-65	Jay McMillen	.486
1965-66	Gary Ward	.463
1966-67	Rich Drescher	.445
1967-68	Will Hetzel	.423
1968-69	Rod Horst	.480
1969-70	Rod Horst	.532
1970-71	Charlie Blank	.473
1971-72	Tom McMillen	.549
1972-73	Tom McMillen	.585
1973-74	Maurice Howard	.553
1974-75	Tom Roy	.606
1975-76	Maurice Howard	.572
1976-77	Lawrence Boston	.597
1977-78	Lawrence Boston	.580
1978-79	Buck Williams	.583
1979-80	Greg Manning	.643
1980-81	Buck Williams	.647
1981-82	Charles Pittman	.611
1982-83	Ben Coleman	.571
1983-84	Ben Coleman	.608
1984-85	Len Bias	.530
1985-86	Tom Jones	.551
1986-87	Derrick Lewis	.602
1987-88	Brian Williams	.600
1988-89	Tony Massenburg	.550
1989-90	Jerrod Mustaf	.529
1990-91	Garfield Smith	.527
1991-92	Evers Burns	.516
1992-93	Evers Burns	.506

# SEASON LEADERS

## FREE THROW PERCENTAGE

(minimum 50 attempts)


Year	Leader	FT Pct
1950-51	Dick Koffenberger	.772
1951-52	not available	
1952-53	Gene Shue	.700
1953-54	Gene Shue	.789
1954-55	not available	
1955-56	Bob O'Brien	.767
1956-57	Jim Halleck	.764
1957-58	Charles McNeil	.762
1958-59	Jerry Bechtle	.783
1959-60	Paul Jelus	.842
1960-61	Bob McDonald	.873
1961-62	Bruce Kelleher	.816
1962-63	Jerry Greenspan	.749
1963-64	Neil Brayton	.803
1964-65	Gary Ward	.818
1965-66	Jay McMillen	.792
1966-67	Jay McMillen	.787
1967-68	Pete Johnson	.721
1968-69	Will Hetzel	.813
1969-70	Will Hetzel	.781
1970-71	Jim O'Brien	.784
1971-72	Tom McMillen	.817
1972-73	Jim O'Brien	.844
1973-74	Maurice Howard	.786
1974-75	John Lucas	.836
1975-76	Maurice Howard	.828
1976-77	Brad Davis	.784
1977-78	Jo Jo Hunter	.863
1978-79	Greg Manning	.857
1979-80	Greg Manning	.908
1980-81	Greg Manning	.821
1981-82	Herman Veal	.780
1982-83	Herman Veal	.762
1983-84	Len Bias	.767
1984-85	Keith Gatlin	.862
1985-86	Len Bias	.864
1986-87	John Johnson	.796
1987-88	Rudy Archer	.770
1988-89	John Johnson	.790
1989-90	Walt Williams	.776
1990-91	Walt Williams	.837
1991-92	Kevin McLinton	.781
1992-93	Kevin McLinton	.822

## ASSISTS

Year	Leader	Ast-Avg.
1969-70	Mickey Wiles	135-5.2
1970-71	Jim O'Brien	70-3.3
1971-72	Howard White	93-2.9
1972-73	John Lucas	178-5.9
1973-74	John Lucas	159-5.7
1974-75	Brad Davis	134-4.6
1975-76	Brad Davis	165-5.9
1976-77	Brad Davis	132-4.9
1977-78	Greg Manning	74-2.6
1978-79	Dutch Morley	128-4.3
1979-80	Ernest Graham	136-4.4
1980-81	Ernest Graham	120-3.9
1981-82	Dutch Morley	124-4.3
1982-83	Jeff Adkins	121-4.0
1983-84	Keith Gatlin	148-4.6
1984-85	Keith Gatlin	221-6.0
1985-86	Keith Gatlin	204-6.4



Jo Jo Hunter led the Terps in free throw percentage and steals during the 1977-78 season.



Cedric Lewis led the team in blocks three years and in steals one year during his career.

1986-87	Teyon McCoy	111-4.3
1987-88	Rudy Archer	172-5.5
1988-89	Greg Nared	135-4.8
1989-90	Walt Williams	149-4.5
1990-91	Kevin McLinton	123-4.4
	Walt Williams	91-5.4
1991-92	Kevin McLinton	154-5.3
1992-93	Kevin McLinton	175-6.3

## BLOCKS

Year	Leader	Blk-Avg.
1976-77	Larry Gibson	67-2.5
1977-78	Larry Gibson	57-2.0
1978-79	Larry Gibson	58-1.9
1979-80	Taylor Baldwin	35-1.1
1980-81	Buck Williams	29-0.9
1981-82	Charles Pittman	31-1.3
1982-83	Ben Coleman	33-1.1
1983-84	Ben Coleman	42-1.3
1984-85	Derrick Lewis	99-2.7
1985-86	Derrick Lewis	71-2.2
1986-87	Derrick Lewis	*114-4.4
1987-88	Derrick Lewis	55-1.8
1988-89	Cedric Lewis	36-1.3
1989-90	Cedric Lewis	49-1.5
1990-91	Cedric Lewis	*#143-5.1
1991-92	Chris Kerwin	31-1.1
1992-93	Chris Kerwin	30-1.1


\* second-best total in the nation that season

# ACC Record

## STEALS

Year	Leader	Stl-Avg.
1976-77	Steve Sheppard	27-1.4
1977-78	Jo Jo Hunter	26-1.0
1978-79	Dutch Morley	43-1.4
1979-80	Dutch Morley	64-2.1
1980-81	Ernest Graham	42-1.4
1981-82	Dutch Morley	33-1.1
1982-83	Jeff Adkins	23-0.8
1983-84	Adrian Branch	29-1.0
1984-85	Adrian Branch	45-1.2
1985-86	Derrick Lewis	37-1.1
1986-87	Derrick Lewis	38-1.5
1987-88	Derrick Lewis	45-1.5
1988-89	Greg Nared	46-1.6
1989-90	Walt Williams	67-1.7
1990-91	Cedric Lewis	42-1.5
1991-92	Walt Williams	60-2.1
1992-93	Johnny Rhodes	71-2.5

# MISCELLANEOUS RECORDS



Barry Yates is the co-holder of the school record for consecutive field goals made with 10 versus Miami (FL) on December 29, 1970.



Greg Manning holds the Terps record for consecutive field goals made, 15, in a career.

## INDIVIDUAL RECORDS

### Game

- Field Goals Made: 18 by Ernest Graham vs. N.C. State (12-20-78)
- Field Goals Attempted: 34 by Gene Shue vs. Washington & Lee (2-53)
- Consecutive Field Goals Made: 10 by Barry Yates vs. Miami (12-29-70)/by Keith Gatlin vs. Clemson (2-17-85)
- Free Throws Made: 17 by Tom McMillen vs. Canisius (12-17-71)
- Free Throws Attempted: 20 by Tom McMillen vs. Canisius (12-17-71)
- Consecutive Free Throws Made: 15 by Albert King vs. Boston Univ. (2-79)
- 3-Point Field Goals Made: 7 by Walt Williams vs. Florida St. (2-5-92)
- 3-Point Field Goals Attempted: 22 by Walt Williams vs. Clemson (2-22-92)

### Season

- Field Goals Made: 275 by Albert King (1979-80)
- Consecutive Field Goals Made: 15 by Greg Manning (over two games during the 1980-81 season; ACC Record)
- Free Throws Made: 209 by Len Bias (1985-86)
- Consecutive Free Throws Made: 32 by Len Bias (1985-86)

### Career

- Games Played: 131 by Len Bias (1982-86)
- Consecutive Games Played: 109 by Ernest Graham (1977-81)
- Games Started: 113 by Len Bias (1982-86)
- Field Goals Made: 862 by Albert King (1977-81)
- Consecutive Field Goals Made: 15 by Greg Manning (1978-81)
- Free Throws Made: 470 by Len Bias (1982-86)
- Consecutive Free Throws Made: 32 by Len Bias (1982-86)/by Bob O'Brien (1954-57)

## MISCELLANEOUS OPPONENT RECORDS

- Free Throws: 40 by Clemson (1-68)
- Free Throw Attempts: 53 by Clemson (1-68)
- Fouls: 37 by North Carolina (1-53)

## MARYLAND TEAM RECORDS

### Game

- Points in a Half: 77 vs. N.C. State (12-78; 2nd half)
- Rebounds: 74 vs. Penn State (12-64)
- Field Goals: 55 vs. Brown (11-72) vs. Canisius (12-78)
- Fewest Field Goals: 6 vs. Seton Hall (12-41)
- Field Goals Attempted: 99 vs. Canisius (12-78)
- Fewest Field Goals Attempted: 18 vs. South Carolina (1-71)
- 3-Point Field Goals : 9 vs. Clemson (1-25-92)
- 3-Point Field Goals Attempted: 29 vs. Clemson (2-22-92)
- Free Throws: 40 vs. North Carolina (ACC Tournament final, 1958; 40-52)
- Fewest Free Throws: 0 at Wake Forest (2-73)
- Free Throw Attempts: 57 vs. North Carolina (1-53)
- Fewest Free Throw Attempts: 1 vs several opponents (last time vs. Georgia Tech, 2-6-93)
- Fouls: 44 vs. Williams & Mary (2-52)
- Fewest Fouls: 7 vs. Buffalo (1-72)
- Field Goal Percentage: .833 (15-18) vs. South Carolina (1-71)
- Free Throw Percentage (min. 10 attempts): .966 (28-29) vs. Duke (2-76)

### Season Highlights

- Total Attendance: 398,036 in 31 games (1980-81)
- Home Attendance: 240,254 in 19 games (1976-77)
- Average Home Attendance: 13,427 over 14 games (1974-75)
- Consecutive Wins to Open Season: 11 (1975-76)
- Consecutive Wins Against Non-ACC Opponents: 31 (1970-73)
- Consecutive Wins: 14 (1971-72 through 1972-73)
- Consecutive 20-Win Seasons: 5 (1971-72 through 1975-76)



Maryland's 1977-78 team scored a team record 130 points in one game, scored a team record 77 points in one half and holds the sixth highest team scoring average in history.

# MARGIN OF VICTORY

## LARGEST MARGINS OF VICTORY

Margin	Opponent	Score
+66	Md.-Eastern Shore (2-27-87)	117-51
+64	DePauw (1974-75)	113-49
+57	DePauw (1975-76)	99-42
=55	Md.-Eastern Shore (11-26-91)	115-60
+53	Towson State (2-21-85)	91-38
+52	Md.-Baltimore County (2-22-90)	113-61
+49	E. Kentucky (1973-74)	106-57
+46	Appalachian St. (1974-75)	96-50
+45	Brown (1972-73)	127-82
+44	Md.-Eastern Shore (12-1-88)	97-53
+43	Johns Hopkins (11-26-83)	108-65
+40	Morgan State (1992-93)	103-63
+40	Boston Univ. (1975-76)	122-82
+40	South Carolina (1957-58)	99-59
+40	Clemson (1953-54)	81-41

## LARGEST MARGINS OF DEFEAT

Margin	Opponent	Score
-63	Bainbridge Navy (1944-45)	85-22
-57	Miami (Fla.) (1968-69)	92-35
-53	Army (1943-44)	78-25
-44	Seton Hall (1941-42)	59-15
-39	Wake Forest (1962-63)	80-41
-38	West Virginia (1946-47)	81-43
-38	Navy (1932-33)	59-21

## TERPS IN THE FINAL 1993 ACC TEAM STATISTICS

Turnover Margin	1st	3.3
Scoring Offense	4th	79.8
Steals	4th	9.2
Free Throw Percentage	6th	.672
Blocked Shots	7th	3.5
Field Goal Percentage	7th	.443
Scoring Defense	8th	79.5
Scoring Margin	8th	+0.3
3 Point Field Goal Percentage	9th	.314
3 Point Field Goals Per Game	9th	3.8
Rebound Margin	9th	-2.5

## 100-POINT GAMES

Total 100-point Games: 67  
Most in a Season: 8 (1973-74)  
Most Consecutive 100-point Games: 2

Last 100-point Game:  
January 2, 1993

Score	Opponent
1992-93 (3)	
103-80	Md.-Baltimore Cty
103-63	Morgan State
109-69	Howard
1991-92 (2)	
115-60	Md.-Eastern Shore
101-91	West Virginia
1990-91 (1)	
104-100	N.C. State
1989-90 (5)	
105-74	Augusta College
104-86	George Mason
110-91	Alcorn State
111-114	Duke (OT)
113-61	Md.-Baltimore Cty
1987-88 (1)	
101-51	Md.-Eastern Shore
1986-87 (1)	
117-51	Md.-Eastern Shore
1983-84 (3)	
102-77	vs. West Virginia
104-69	Md.-Eastern Shore
108-65	Johns Hopkins
1982-83 (2)	
101-90	at Duke
106-94	North Carolina
1980-81 (2)	
114-89	Marshall
109-83	Fairleigh Dickinson
1979-80 (3)	
101-82	Duke
115-76	Miami, OH
113-79	Catholic
1978-79 (3)	
129-103	Canisius
124-110	N.C. State
107-97	Bucknell
1977-78 (2)	
109-108	vs. N.C. State (3OT)
130-106	East Carolina
1976-77 (1)	
106-72	Bucknell
1975-76 (7)	
105-91	Wake Forest
102-91	Duke
102-84	NC State
111-88	Long Island
104-69	Seton Hall
122-82	Boston University
127-84	East Carolina
1974-75 (8)	
104-87	East Tennessee
103-82	at Duquesne
104-80	at Duke
103-85	N.C. State
105-67	Georgia Tech
113-49	DePauw
104-71	at Georgetown
106-81	Richmond
1973-74 (8)	
100-103	vs. N.C. State
105-85	vs. North Carolina
110-75	Virginia
104-83	Duke
112-73	Fordham
102-75	Holy Cross
115-83	Georgetown
106-57	Eastern Kentucky

1972-73 (4)

100-73	Long Island
105-76	Wake Forest
107-80	at Canisius
127-82	Brown
1971-72 (5)	
100-69	Niagara
103-67	Western Kentucky
102-79	at Holy Cross
118-96	at George Washington
100-83	Brown
1970-71 (2)	
111-77	Miami (Fla.)
109-70	Buffalo
1969-70 (1)	
103-85	Clemson
1965-66 (2)	
107-92	West Virginia
107-81	at George Washington
1959-60 (1)	
103-80	Yale

## OPPONENT

### 100-POINT GAMES


Total 100-point Games: 25  
Most in a Season: 5 (1990-91)  
Most Consecutive 100-point Games: 2

Last 100-point Game: March 12, 1993

Score	Opponent
1992-93 (3)	
73-101	at North Carolina
85-105	at Florida State
66-102	North Carolina
1990-91 (5)	
85-100	Boston College
73-105	at North Carolina
104-100	N.C. State
81-101	at Duke
91-114	at N.C. State
1989-90 (2)	
111-114	Duke (OT)
84-104	at Duke
1987-88 (1)	
82-104	at Georgia Tech
1978-79 (3)	
79-102	vs. North Carolina
129-103	Canisius
124-110	NC State
1977-78 (3)	
109-108	NC State (3 OT)
90-101	at George Washington
130-106	East Carolina
1973-74 (1)	
100-103	vs. NC State
1972-73 (1)	
89-103	vs. Providence
1970-71 (2)	
76-100	North Carolina
70-105	at North Carolina
1969-70 (2)	
68-101	South Carolina
87-104	Wake Forest
1968-69 (1)	
87-107	at North Carolina
1963-64 (1)	
72-104	Duke



Former Terp Head Coach H.A. Bud Millikan pictured here with current Terp Head Coach Gary Williams coached Maryland to its first ever 100 point game during the 1959-60 season.



Maryland's 1973-74 team that included current Terp Assistant Coach Billy Hahn scored 100 points or more eight times, a Maryland record.

## ACC TOURNAMENT HISTORY

Year	Opponent	Score	W/L	Tournament Round	Site
1954	Clemson	75-59	W	Quarterfinals	Raleigh, NC
	Wake Forest	56-64 (OT)	L	Semifinals	
1955	Virginia	67-68 (QT)	L	Quarterfinals	Raleigh, NC
1956	Duke	69-94	L	Quarterfinals	Raleigh, NC
1957	Virginia	71-68	W	Quarterfinals	Raleigh, NC
	South Carolina	64-74	L	Semifinals	
1958	Virginia	70-66	W	Quarterfinals	Raleigh, NC
	Duke	71-65 (OT)	W	Semifinals	
	North Carolina	86-74	W	Championship Game	
1959	Virginia	65-66	L	Quarterfinals	Raleigh, NC
1960	N.C. State	58-74	L	Quarterfinals	Raleigh, NC
1961	Clemson	91-75	W	Quarterfinals	Raleigh, NC
	Wake Forest	76-98	L	Semifinals	
1962	Duke	58-71	L	Quarterfinals	Raleigh, NC
1963	Wake Forest	41-80	L	Quarterfinals	Raleigh, NC
1964	Clemson	67-81	L	Quarterfinals	Raleigh, NC
1965	Clemson	61-50	W	Quarterfinals	Raleigh, NC
	N.C. State	67-76	L	Semifinals	
1966	North Carolina	70-77	L	Quarterfinals	Raleigh, NC
1967	South Carolina	54-57	L	Quarterfinals	Greensboro, NC
1968	N.C. State	54-63	L	Quarterfinals	Charlotte, NC
1969	South Carolina	71-92	L	Quarterfinals	Charlotte, NC
1970	N.C. State	57-67	L	Quarterfinals	Charlotte, NC
1971	South Carolina	63-71	L	Quarterfinals	Greensboro, NC
1972	Clemson	54-52	W	Quarterfinals	Greensboro, NC
	Virginia	62-57	W	Semifinals	
	North Carolina	64-73	L	Championship Game	
1973	Clemson	77-61	W	Quarterfinals	Greensboro, NC
	Wake Forest	73-65	W	Semifinals	
1974	N.C. State	74-76	L	Championship Game	
	Duke	85-66	W	Quarterfinals	Greensboro, NC
	North Carolina	105-83	W	Semifinals	
1975	N.C. State	100-103 (OT)	L	Championship Game	
	N.C. State	85-87	L	Semifinals (1st Rd. Bye)	Greensboro, NC
1976	Duke	80-78 (OT)	W	Quarterfinals	Landover, MD
	Virginia	65-73	L	Semifinals	



Len Elmore (left) and Tom McMillen led Maryland to the Championship game of the ACC Tournament twice.



Maryland's 1973 team played in the finals of the ACC Tournament and the finals of the Eastern Regional in the NCAA Tournament.



Reggie Jackson led the Terps to the ACC Championship game and a No. 8 national ranking in 1980.

1977	N.C. State	72-82	L	Quarterfinals	Greensboro, NC
1978	N.C. State	109-108 (3OT)	W	Quarterfinals	Greensboro, NC
	Duke	69-81	L	Semifinals	
1979	Clemson	75-67	W	Quarterfinals	Greensboro, NC
	North Carolina	79-102	L	Semifinals	
1980	Georgia Tech	52-49 (OT)	W	Quarterfinals	Greensboro, NC
	Clemson	91-85	W	Semifinals	
	Duke	72-73	L	Championship Game	
1981	Duke	56-53	W	Quarterfinals	Landover, MD
	Virginia	85-62	W	Semifinals	
	North Carolina	60-61	L	Championship Game	
1982	N.C. State	28-40	L	Quarterfinals	Greensboro, NC
1983	Georgia Tech	58-64 (OT)	L	Quarterfinals	Atlanta, GA
1984	N.C. State	69-63	W	Quarterfinals	Greensboro, NC
	Wake Forest	66-64	W	Semifinals	
	Duke	74-62	W	Championship Game	
1985	Duke	73-86	L	Quarterfinals	Atlanta, GA
1986	North Carolina	85-75	W	Quarterfinals	Greensboro, NC
	Georgia Tech	62-64	L	Semifinals	
1987	North Carolina	63-82	L	Quarterfinals	Landover, MD
1988	Georgia Tech	84-67	W	Quarterfinals	Greensboro, NC
	North Carolina	64-74	L	Semifinals	
1989	N.C. State	71-49	W	Quarterfinals	Atlanta, GA
	North Carolina	58-88	L	Semifinals	
1990	Duke	84-104	L	Quarterfinals	Charlotte, NC
1992	Clemson	81-75	W	1st Round	Charlotte, NC
	Duke	87-94	L	Quarterfinals	

## NCAA TOURNAMENT HISTORY

Year	Opponent	Score	W/L	Tournament Round	Site
1958	Boston College	88-63	W	Eastern Reg. Quarterfinals	New York, NY
	Temple	67-81	L	Eastern Reg. Semifinals	Charlotte, NC
	Manhattan	59-55	W	Eastern Reg. Consolation	Charlotte, NC
1973	Syracuse	91-75	W	Eastern Reg. Semifinals	Charlotte, NC
	Providence	89-103	L	Eastern Reg. Finals	Charlotte, NC
1975	Creighton	83-79	W	Midwest Reg. Quarterfinals	Lubbock, TX
	Notre Dame	83-71	W	Midwest Reg. Semifinals	Las Cruces, NM
	Louisville	82-96	L	Midwest Reg. Finals	Las Cruces, NM
1980	Tennessee	86-75	W	Eastern Reg. Quarterfinals	Greensboro, NC
	Georgetown	68-74	L	Eastern Reg. Semifinals	Philadelphia, PA
1981	UT-Chattanooga	81-69	W	Midwest Reg. Quarterfinals	Dayton, OH
	Indiana	64-99	L	Midwest Reg. Semifinals	Dayton, OH
1983	UT-Chattanooga	52-51	W	Midwest Reg. Quarterfinals	Houston, TX
	Houston	50-60	L	Midwest Reg. Semifinals	Houston, TX
1984	West Virginia	102-77	W	Mideast Reg. Quarterfinals	Birmingham, AL
	Illinois	70-72	L	Mideast Reg. Semifinals	Lexington, KY
1985	Miami (Ohio)	64-59	W	Southeast Reg. 1st Round	Dayton, OH
	Navy	64-59	W	Southeast Reg. Quarterfinals	Dayton, OH
	Villanova	43-46	L	Southeast Reg. Semifinals	Birmingham, AL
1986	Pepperdine	69-64	W	West Reg. 1st Round	Long Beach, CA
	Nevada-Las Vegas	64-70	L	West Reg. Quarterfinals	Long Beach, CA
1988	Cal-Santa Barbara	92-82	W	Southeast Reg. 1st Round	Cincinnati, OH
	Kentucky	81-90	L	Southeast Reg. Quarterfinals	Cincinnati, OH

## NIT HISTORY

Year	Opponent	Score	W/L	Tournament Round	Site
1972	St. Joseph's	67-55	W	1st Round	New York, NY
	Syracuse	71-65	W	Quarterfinals	New York, NY
	Jacksonville	91-77	W	Semifinals	New York, NY
	Niagara	100-69	W	Championship Game	New York, NY
1979	Rhode Island	67-65 (3OT)	W	1st Round	College Park, MD
	Ohio State	72-79	L	2nd Round	College Park, MD
1982	Richmond	60-50	W	1st Round	Richmond, VA
	Georgia	69-83	L	2nd Round	Athens, GA
1990	Massachusetts	91-81	W	1st Round	College Park, MD
	Penn State	78-80	L	2nd Round	State College, PA



Tom McMillen was named the Most Valuable Player of the 1972 National Invitation Tournament in leading the Terps to the tournament championship.

## Future NCAA Tournament Sites

### 1994

#### First & Second Rounds (March 17, 18 & 19, 20, 1994)

East Nassau Coliseum, Uniondale, NY  
USAir Arena, Landover, MD

Southeast Rupp Arena, Lexington, KY  
Florida Suncoast Dome, St. Petersburg, FL

Midwest Kansas Coliseum, Wichita, KS  
The Myriad, Oklahoma City, OK

West Dee Events Center, Ogden, UT  
Arco Arena, Sacramento, CA

#### Regionals (March 24-27, 1994)

East Miami Arena, Miami, FL

Southeast Thompson-Boling Arena, Knoxville, TN

Midwest Reunion Arena, Dallas, TX

West Sports Arena, Los Angeles, CA

#### Final Four (April 2 & 4, 1994)

Charlotte Coliseum, Charlotte, NC

### 1995

#### First & Second Rounds (March 16, 17 & 18, 19, 1995)

East Knickerbocker Arena, Albany, NY  
Baltimore Arena, Baltimore, MD

Southeast The Pyramid, Memphis, TN  
Tallahassee-Leon County Civic Center,  
Tallahassee, FL

Midwest Frank Erwin Center, Austin, TX  
University of Dayton Arena, Dayton, OH

West Boise State University Pavilion, Boise, ID  
Jon M. Huntsman Center, Salt Lake City, UT

#### Regionals (March 23-26, 1995)

East Meadowlands Arena, East Rutherford, NJ

Southeast Birmingham-Jefferson Civic Center, Birmingham, AL

Midwest Kemper Arena, Kansas City, MO

West Oakland-Alameda County Coliseum, Oakland, CA

#### Final Four (April 1 & 3, 1995)

Kingdome, Seattle, WA

### 1996

#### First & Second Rounds (March 14, 15, 16 & 17, 1996)

East Providence Civic Center, Providence, RI  
Richmond Coliseum, Richmond, VA

Southeast Hoosier Dome, Indianapolis, IN  
Orlando Arena, Orlando, FL

Midwest Reunion Arena, Dallas, TX  
Bradley Center, Milwaukee, WI

West University Arena, Albuquerque, NM  
University Activities Center, Tempe, AZ

#### Regionals (March 21-24, 1996)

East Georgia Dome, Atlanta, GA

Southeast Rupp Arena, Lexington, KY

Midwest Hubert H. Humphrey Metrodome, Minneapolis, MN

West McNichols Arena, Denver, CO

#### Final Four (March 30-April 1, 1996)

Meadowlands Arena, East Rutherford, NJ





Table listing sports results for Terrell (T), Evansville (E), Richmond (R), and Indiana State (I) from 1977-78 to 1992-93. Columns include year, score, home/away, and result.

vs. DUQUESNE Maryland leads, 6-0

Table listing sports results for Duquesne from 1971-72 to 1983-84.

vs. EAST CAROLINA Maryland leads, 6-0

Table listing sports results for East Carolina from 1975-76 to 1987-88.

vs. EAST KENTUCKY Maryland leads, 1-0

Table listing sports results for East Kentucky (1973-74).

vs. EAST TENNESSEE STATE Maryland leads, 2-0

Table listing sports results for East Tennessee State (1974-75, 1989-90).

vs. EVANSVILLE Series tied, 1-1

Table listing sports results for Evansville (1953-54, 1991-92).

vs. FARLEIGH DICKINSON Maryland leads, 3-0

Table listing sports results for Farleigh Dickinson (1980-81, 1985-86, 1986-87).

vs. FLORIDA Florida leads, 1-0

Table listing sports results for Florida (1931-32).

vs. FLORIDA STATE Florida State leads, 3-1

Table listing sports results for Florida State (1991-92, 1992-93).

vs. FORDHAM Maryland leads, 7-1

Table listing sports results for Fordham (1956-57 to 1975-76).

vs. GALLUDET Series tied, 7-7

Table listing sports results for Galludet (1910-11 to 1944-45).

vs. GEORGE MASON Maryland leads, 3-0

Table listing sports results for George Mason (1981-82 to 1989-90).

vs. GEORGE WASHINGTON Maryland leads, 31-23

Table listing sports results for George Washington (1913-14 to 1946-47).

Table listing sports results for various opponents (1947-48 to 1952-53).

vs. GEORGIA Georgia leads, 3-2

Table listing sports results for Georgia (1923-24 to 1959-60).

vs. GEORGIA STATE Maryland leads, 1-0

Table listing sports results for Georgia State (1961-62, 1962-63).

Table listing sports results for various opponents (1963-64 to 1973-74).

Table listing sports results for various opponents (1975-76 to 1978-79).

vs. GEORGETOWN Maryland leads, 31-24

Table listing sports results for Georgetown (1910-11 to 1955-56).

vs. HAWAII Maryland leads, 1-0

Table listing sports results for Hawaii (1984-85).

vs. HAWAII-PACIFIC Maryland leads, 1-0

Table listing sports results for Hawaii-Pacific (1985-86).

vs. HOFSTRA Maryland leads, 1-0

Table listing sports results for Hofstra (1981-82).

vs. HOLY CROSS Maryland leads, 4-0

Table listing sports results for Holy Cross (1971-72 to 1976-77).

vs. HOUSTON Series tied, 1-1

Table listing sports results for Houston (1965-66 to 1973-74).

vs. HOWARD Maryland leads, 1-0

Table listing sports results for Howard (1982-83).

vs. ILLINOIS Illinois leads, 1-0

Table listing sports results for Illinois (1983-84).

vs. INDIANA Indiana leads, 3-0

Table listing sports results for Indiana (1934-35 to 1980-81).

vs. IOWA Maryland leads, 1-0

Table listing sports results for Iowa (1984-85).

Table listing sports results for various opponents (1982-83 to 1988-89).

vs. JACSONVILLE Maryland leads, 2-1

Table listing sports results for Jacksonville (1971-72 to 1979-80).

vs. JAMES MADISON Maryland leads, 1-0

Table listing sports results for James Madison (1986-87).

vs. JOHNS HOPKINS Maryland leads, 15-4

Table listing sports results for Johns Hopkins (1927-28 to 1931-32).

Table listing sports results for various opponents (1932-33 to 1933-34).

vs. KANSAS Kansas leads, 3-0

Table listing sports results for Kansas (1964-65 to 1984-85).

vs. KANSAS STATE KSU leads, 1-0

Table listing sports results for Kansas State (1965-66).

vs. KENTUCKY Kentucky leads, 5-3

Table listing sports results for Kentucky (1927-28 to 1958-59).

vs. KENTUCKY WESLYAN Maryland leads, 1-0

Table listing sports results for Kentucky Wesleyan (1953-54).

vs. KENT STATE Maryland leads, 1-0

Table listing sports results for Kent State (1972-73).

vs. LAFAYETTE Maryland leads, 3-0

Table listing sports results for Lafayette (1924-25 to 1981-82).

vs. LaSALLE Maryland leads, 2-0

Table listing sports results for LaSalle (1983-84 to 1988-89).

vs. LEHIGH Maryland leads, 1-0

Table listing sports results for Lehigh (1970-71).

vs. LONG ISLAND Maryland leads, 7-0

Table listing sports results for Long Island (1971-72 to 1981-82).

vs. LOUISIANA STATE Series tied, 2-2

Table listing sports results for Louisiana State (1930-31 to 1988-89).

vs. LOUISVILLE Louisville leads, 5-1

Table listing sports results for Louisville (1961-62 to 1992-93).

vs. LOYOLA (Md.) Series tied, 5-5

Table listing sports results for Loyola (Md.) (1913-14 to 1958-59).

# TERP RECORD VS. ALL OPPONENTS

1970-71 88-69 A W  
 1971-72 73-60 A W  
 1984-85 88-74 A W  
 1987-88 74-60 N-mci W

**vs. MAINE**  
*Maryland leads, 1-0*

1969-70 97-68 H W  
**vs. MANHATTAN**  
*Maryland leads, 1-0*

1957-58 59-55 N-ncaa<sup>6</sup> W  
**vs. MARSHALL**  
*Maryland leads, 2-0*

1968-69 89-80 A W  
 1980-81 114-89 H W

**vs. Md.-BALTIMORE COUNTY**  
*Maryland leads, 5-0*

1986-87 78-64 H W  
 1988-89 78-66 H W  
 1989-90 113-61 H W  
 1990-91 92-66 H W  
 1992-93 103-80 H W

**vs. Md.-EASTERN SHORE**  
*Maryland leads, 12-0*

1979-80 82-58 H W  
 1980-81 81-65 H W  
 1981-82 76-64 H W  
 1982-83 91-70 H W  
 1983-84 104-69 H W  
 1984-85 87-48 H W  
 1985-86 91-44 H W  
 1986-87 117-51 H W  
 1987-88 101-51 H W  
 1988-89 97-53 H W  
 1991-92 115-60 H W  
 1992-93 94-63 H W

**vs. MASSACHUSETTS**  
*Maryland leads, 1-0*

1989-90 91-81 H-nit W  
**vs. MEMPHIS STATE**  
*MSU leads, 2-0*

1957-58 46-47 (3ot) N-sb L  
 1966-67 53-55 A L

**vs. MIAMI (Fla.)**  
*Series tied, 3-3*

1953-54 63-57 A W  
 1961-62 71-68 A W  
 1964-65 73-80 A L  
 1967-68 73-93 A L  
 1968-69 35-92 A L  
 1970-71 111-77 H W

**vs. MIAMI (Ohio)**  
*Maryland leads, 2-0*

1979-80 115-76 H W  
 1984-85 69-68 (ot) N-ncaa<sup>7</sup> W

**vs. MICHIGAN**  
*Michigan leads, 2-1*

1926-27 25-39 A L  
 1933-34 29-25 H W  
 1937-38 26-33 H L

**vs. MICHIGAN STATE**  
*MSU leads, 1-0*

1955-56 75-95 H L  
**vs. MINNESOTA**  
*Maryland leads, 2-0*

1960-61 64-53 A W  
 1961-62 75-69 H W

**vs. MISSISSIPPI**  
*Series tied, 1-1*

1928-29 35-37 L  
 1987-88 74-69 N-mci W

**vs. MISSISSIPPI STATE**  
*MSU leads, 2-0*

1958-59 45-56 A L  
 1961-62 62-64 A L

**vs. MISSOURI**  
*Missouri leads, 2-0*

1987-88 85-93 A L  
 1988-89 73-87 H L

**vs. MONMOUTH**  
*Maryland leads, 1-0*

1988-89 74-70 H W

**vs. MONTANA STATE**  
*Maryland leads, 1-0*

1956-57 89-72 A W

**vs. MORGAN STATE**  
*Maryland leads, 2-0*

1988-89 73-61 H W  
 1992-93 103-63 H W

**vs. MOUNT ST. JOSEPH**  
*Mt. St. Joseph's leads, 2-1*

1910-11 22-20 H W  
 1913-14 N/A H L  
 N/A A L

**vs. MOUNT ST. MARY'S**  
*Maryland leads, 2-0*

1987-88 82-54 A W  
 1991-92 83-53 H W

**vs. NAVY**  
*Maryland leads, 30-26*

1924-25 16-23 A L  
 1925-26 21-12 A W  
 1926-27 30-32 A L  
 1927-28 26-35 A L  
 1928-29 30-27 A W  
 1929-30 43-39 A W  
 1930-31 33-36 A L  
 1931-32 26-15 H W  
 1932-33 21-59 A L  
 1933-34 27-46 A L  
 1934-35 36-43 A L  
 1935-36 32-20 A W  
 1936-37 37-53 A L  
 1937-38 34-37 A L  
 1938-39 37-47 A L  
 1940-41 27-52 A L  
 1941-42 47-61 A L  
 1942-43 63-54 A W  
 1943-44 35-69 A L  
 1944-45 33-70 A L  
 1945-46 35-44 A L  
 1946-47 27-55 A L  
 1947-48 47-51 A L  
 1948-49 46-52 A L  
 1949-50 62-75 A L  
 1950-51 47-51 A L  
 1951-52 48-45 A W  
 1952-53 47-51 A W  
 1953-54 61-60 A L  
 1954-55 60-54 A W  
 1955-56 80-61 H W  
 1956-57 55-56 A L  
 1957-58 88-58 H W  
 64-51 A W  
 50-53 H L  
 51-50 A W  
 1960-61 63-62 H W  
 1961-62 58-67 A L  
 1962-63 67-61 H W  
 1963-64 55-68 A L  
 1964-65 77-58 H W  
 70-57 A W  
 1965-66 74-69 H W  
 1966-67 76-72 H W  
 1968-69 68-72 A L  
 1969-70 73-57 H W  
 1971-72 85-60 A W  
 1972-73 76-67 A W

1973-74 72-50 A W  
 1974-75 83-73 A W  
 1975-76 87-69 A W  
 1976-77 64-54 N-cap W  
 1978-79 82-62 H W  
 1980-81 86-64 H W  
 1982-83 98-73 H W  
 1984-85 64-59 N-ncaa<sup>7</sup> W

**vs. NEVADA-LAS VEGAS**  
*UNLV leads, 4-1*

1977-78 81-68 H W  
 1978-79 88-94 A L  
 1984-85 76-78 A L  
 1985-86 63-64 H L  
 64-70 N-ncaa<sup>8</sup> L

**vs. NEW MEXICO A&M**  
*A&M leads, 1-0*

1956-57 43-45 A L  
**vs. NEW YORK UNIVERSITY**  
*NYU leads, 2-0*

1910-11 7-25 H L  
 1937-38 27-42 H L

**vs. NIAGARA**  
*Maryland leads, 1-0*

1971-72 100-69 N-nit<sup>1</sup> W

**vs. NORTH CAROLINA**  
*UNC leads, 95-41*

1923-24 20-26 H L  
 1924-25 16-21 H L  
 1925-26 23-22 H W  
 1926-27 23-20 H W  
 23-32 H L  
 23-19 A W  
 1928-29 22-28 H L  
 1929-30 36-33 H W  
 29-22 A W  
 1930-31 33-31 H W  
 19-18 N-sct W  
 1931-32 26-25 H W  
 26-32 A L  
 42-29 H W  
 1933-34 24-28 H L  
 1934-35 31-39 H L  
 1935-36 32-44 H L  
 1936-37 24-41 A L  
 35-44 H L  
 24-43 A W  
 1937-38 34-32 H W  
 1938-39 66-41 A W  
 1940-41 36-55 H L  
 29-44 A L  
 1941-42 30-34 H L  
 1942-43 47-40 H W  
 40-31 A W  
 1944-45 28-53 A L  
 28-64 A L  
 31-33 H L  
 27-54 N-sct L  
 42-58 A W  
 1946-47 61-57 H W  
 46-70 A L  
 47-51 H L  
 47-55 A L  
 61-79 N-sct L  
 53-55 A L  
 56-69 H L  
 1950-51 67-59 A W  
 56-55 H W  
 1951-52 47-51 A L  
 71-51 H W  
 49-59 A L  
 68-66 H W  
 1954-55 70-60 A W  
 63-61 H W  
 1955-56 62-68 H L  
 55-64 A L  
 1956-57 61-70 A L  
 61-65 (2ot) H L

1957-58 74-61 H W  
 59-66 A L  
 86-74 N-acc<sup>3</sup> W

1958-59 57-64 A L  
 69-51 H W

1959-60 66-75 H L  
 64-81 A L  
 57-81 N L  
 52-58 H L  
 56-63 A L  
 79-62 H W  
 67-70 A L  
 56-78 H L  
 68-82 A L  
 1963-64 88-97 A L  
 74-64 H W  
 1964-65 76-68 H W  
 90-81 A W  
 52-67 A L  
 77-66 H W  
 70-77 N-acc<sup>3</sup> L  
 1966-67 77-85 A L  
 78-79 H L  
 67-73 H L  
 60-83 A L  
 1968-69 87-107 A L  
 86-88 H L  
 69-77 H L  
 83-90 A L  
 1970-71 79-105 A L  
 76-100 H L  
 1971-72 72-92 A L  
 79-77 (ot) H W  
 64-73 N-acc<sup>2</sup> L  
 94-88 H W  
 85-95 A L  
 1972-73 73-82 A L  
 91-80 H W  
 105-85 N-acc<sup>2</sup> W  
 1973-74 66-69 H L  
 96-74 A W  
 1975-76 93-95 (ot) A L  
 69-81 H L  
 68-71 H L  
 70-97 A L  
 1977-78 71-85 A L  
 64-66 H L  
 1978-79 53-54 H L  
 67-78 A L  
 79-102 N-acc<sup>2</sup> L  
 1979-80 92-86 A W  
 70-69 H W  
 1980-81 66-75 A L  
 63-76 H L  
 60-61 N-acc<sup>5</sup> L  
 1981-82 50-66 H L  
 56-59 A L  
 71-72 A L  
 106-94 H W  
 62-74 H L  
 1983-84 63-78 A L  
 74-75 A L  
 54-60 H L  
 1984-85 67-71 H L  
 77-72 (ot) A W  
 85-75 N-acc<sup>2</sup> W  
 86-93 H L  
 65-98 A L  
 63-82 N-acc<sup>5</sup> L  
 1987-88 65-71 H L  
 73-74 A L  
 64-74 N-acc<sup>2</sup> L  
 1988-89 72-88 A L  
 75-86 H L  
 58-88 N-acc<sup>4</sup> L  
 1989-90 98-88 H W  
 80-76 A W  
 1990-91 73-105 A L  
 75-87 H L  
 1991-92 76-96 A L  
 82-80 H W

1992-93 73-101 A L  
 63-77 H L  
 66-102 N-acc<sup>1</sup> L

**vs. UNC-CHARLOTTE**  
*Maryland leads, 1-0*

1975-76 70-60 H W  
**vs. UNC-GREENSBORO**  
*Maryland leads, 1-0*

1991-92 84-55 H W

**vs. NORTH CAROLINA STATE**  
*N.C. State leads, 65-46*

1924-25 16-30 N-sct L  
 1926-27 23-38 A L  
 1927-28 36-24 H W  
 1929-30 26-28 H L  
 21-19 A W  
 1936-37 33-35 A L  
 41-35 H W  
 35-42 N-sct L  
 1938-39 40-46 A L  
 53-29 N W  
 1939-40 43-36 A W  
 1943-44 23-42 N L  
 1944-45 32-46 A L  
 42-57 H L  
 1945-46 47-39 A W  
 37-33 H W  
 27-54 N-sct L  
 1946-47 43-55 N L  
 1950-51 45-54 N L  
 1954-55 68-64 H W  
 58-78 A L  
 1955-56 64-73 H L  
 71-62 A W  
 1956-57 79-66 H W  
 56-49 A W  
 1957-58 48-57 H L  
 64-69 A L  
 1958-59 53-55 H L  
 37-53 A L  
 1959-60 63-53 H W  
 46-48 A L  
 58-74 N-acc<sup>3</sup> L  
 1960-61 67-75 A L  
 75-57 H W  
 66-83 A L  
 1961-62 68-73 H L  
 61-68 A L  
 1962-63 74-76 H L  
 59-79 A L  
 1963-64 72-62 H W  
 65-66 A L  
 1964-65 62-63 H L  
 67-73 A L  
 1965-66 67-76 N-acc<sup>3</sup> L  
 59-48 H W  
 58-60 A L  
 1966-67 54-38 A W  
 60-55 H W  
 1967-68 62-75 H L  
 52-68 A L  
 54-63 N-acc<sup>1</sup> L  
 1968-69 69-85 A L  
 81-86 H L  
 1969-70 57-91 A L  
 54-64 H L  
 57-67 N-acc<sup>1</sup> L  
 1970-71 81-83 H L  
 61-71 A L  
 1971-72 83-70 H W  
 66-65 A W  
 1972-73 85-87 H L  
 78-89 A L  
 1973-74 74-76 N-acc<sup>2</sup> L  
 74-80 A L  
 80-86 H L  
 100-103 (ot) N-acc<sup>2</sup> L  
 1974-75 103-85 H W  
 98-97 A W  
 85-87 N-acc<sup>2</sup> L  
 1975-76 87-69 A W  
 102-84 H W

1976-77 87-80 H W
75-73 A W
72-82 N-acc<sup>2</sup> L
1977-78 82-88 A L
73-80 H L
109-108 N-acc<sup>2</sup> W
1978-79 124-110 H W
82-81 A W
62-67 A L
66-62 H W
1980-81 82-75 H W
76-72 A W
1981-82 53-74 A L
38-52 H L
28-40 N-acc<sup>2</sup> L
1982-83 86-81 H W
67-58 A W
59-55 A W
63-50 H W
69-63 N-acc<sup>2</sup> W
1984-85 58-56 H W
71-70 A W
1985-86 55-67 H L
67-66 A W
1986-87 72-85 H L
47-69 A L
1987-88 81-83 H L
68-74 A L
1988-89 67-90 H L
77-94 A L
71-49 N-acc<sup>4</sup> W
1989-90 61-81 A W
96-95 H W
1990-91 104-100 H W
91-114 A L
1991-92 88-94 A L
77-74 H W
1992-93 70-65 A W
88-71 H W
76-55 N-acc<sup>1</sup> W

vs. NORTHEASTERN
Maryland leads, 1-0

vs. NORTHWESTERN
Northwestern leads, 1-0

vs. NOTRE DAME
Notre Dame leads, 8-7

1974-75 90-82 H W
83-71 N-ncaa<sup>13</sup> W
1975-76 69-63 A W
1976-77 79-80 H L
1977-78 54-69 A L
1978-79 67-66 H W
1979-80 63-64 A L
1980-81 70-73 H L
1981-82 51-55 A L
1982-83 68-67 H W
1983-84 47-52 A L
1984-85 77-65 H W
1985-86 62-69 A L
1986-87 50-63 H L
1987-88 78-75 A W

vs. OLD DOMINION
Maryland leads, 4-1

1982-83 87-67 H W
1983-84 69-58 A W
1984-85 87-75 H W
1986-87 73-87 A L
1987-88 70-65 A W

vs. OHIO STATE
OSU leads, 3-2

1934-35 50-41 H W
1978-79 72-79 H-nit L
1983-84 68-72 N-meadow L
1984-85 76-73 H W
1985-86 66-78 A L

vs. OHIO UNIVERSITY
Maryland leads, 1-0

1981-82 90-64 H W

vs. OKLAHOMA

Maryland leads, 1-0

1992-93 89-78 N-balt W

vs. OKLAHOMA STATE
Maryland leads, 1-0

1966-67 50-49 A W

vs. PENN STATE
Series tied, 8-8

1913-14 N/A A L
1960-61 64-47 H W
1961-62 65-71 A L
1962-63 61-62 H L
1963-64 62-91 A L
1964-65 72-71 H W
1965-66 61-65 A L
1966-67 76-53 H W
1967-68 71-76 A L
1968-69 66-56 H W
1977-78 89-80 N-her W
1978-79 69-61 N-her W
1979-80 56-55 N-her W
1982-83 79-97 N-balt L
1983-84 67-58 N-her W
1989-90 78-80 A-nit L

vs. PENNSYLVANIA
Penn leads, 12-1

1926-27 26-21 A W
1927-28 26-30 A L
1928-29 18-30 A L
1938-39 24-36 A L
1939-40 34-41 A L
1940-41 32-43 A L
1942-43 49-51 A L
1946-47 54-80 A L
1948-49 67-81 A L
1949-50 52-54 A L
1950-51 74-65 A L
1951-52 52-53 A L
1952-53 53-70 A L

vs. PENN MILITARY
ACADEMY
PMA leads, 1-0

1910-11 19-50 A L

vs. PEPPERDINE
Maryland leads, 1-0

1985-86 69-64 N-ncaa<sup>9</sup> W

vs. PITTSBURGH
Maryland leads, 3-1

1976-77 88-75 H W
1977-78 86-89 (ot) A L
1979-80 95-88 H W
1980-81 69-66 (ot) A W

vs. PRINCETON
Maryland leads, 3-2

1925-26 32-26 H W
1968-69 63-72 H L
1969-70 67-75 A L
1975-76 66-59 H W
1976-77 58-45 H W

vs. PROVIDENCE
Maryland leads, 2-0

1972-73 81-71 A W
1991-92 76-66 N-acche<sup>3</sup> W

vs. RANDOLPH MACON
Maryland leads, 3-1

1928-29 20-33 H L
1937-38 43-27 H W
1983-84 58-52 H W
1985-86 74-50 H W

vs. RHODE ISLAND
Maryland leads, 2-0

1954-55 83-66 A W
1978-79 67-65 (ot) H-nit W

vs. RICHMOND

Maryland leads, 25-14

1923-24 24-22 W
1925-26 30-14 H W
1933-34 33-44 H L
1934-35 26-56 H L
1925-36 28-24 H W
1936-37 40-51 A L
1937-38 26-31 H L
1938-39 34-41 A L
47-32 N-sct W
1939-40 35-19 H W
1940-41 36-48 H L
1941-42 41-23 A W
1942-43 32-28 H W
1943-44 34-65 A L
1945-46 37-31 H W
1946-47 39-41 H L
49-68 A L
1947-48 60-53 H W
1948-49 45-54 H L
66-51 A W
1949-50 49-59 A L
67-48 H W
1950-51 48-42 A W
42-33 H W
1951-52 55-45 H W
54-50 A W
1952-53 63-60 A W
46-49 H L
1953-54 72-64 A W
71-73 H L
1970-71 99-67 H W
1971-72 76-61 H W
1972-73 82-50 A W
1973-74 96-60 A W
1974-75 106-81 H W
1975-76 98-71 A W
1976-77 90-87 H W
1981-82 66-50 A-nit W

vs. RIDER

Maryland leads, 1-0

1991-92 83-69 H W

vs. RUTGERS
Series tied, 3-3

1939-40 51-39 A W
1940-41 45-50 H L
1950-51 51-45 H W
1951-52 55-61 A L
1990-91 88-81 N-ecac W
1991-92 79-95 N-fiesta L

vs. ST. FRANCIS
Maryland leads, 1-0

1955-56 75-66 H W

vs. ST. JOHNS
Maryland leads, 8-5

1913-14 N/A L
N/A L
1927-28 25-22 H W
1928-29 20-18 H W
1929-30 41-25 H W
1931-32 24-20 H W
1932-33 34-22 H W
1933-34 32-37 H L
1934-35 17-24 H L
1935-36 40-28 H W
1936-37 37-39 A L
1937-38 38-29 H W
1971-72 90-69 H W

vs. ST. JOSEPH'S
Maryland leads, 3-1

1971-72 67-55 N-nit<sup>1</sup> W
1978-79 62-56 (ot) H W
1980-81 74-57 H W
1982-83 56-64 H L

vs. ST. PETER'S
Maryland leads, 1-0

1981-82 49-42 H W

vs. SAN FRANCISCO

Maryland leads, 1-0

1973-74 78-60 A W

vs. SANTA CLARA
Maryland leads, 1-0

1973-74 53-32 A W

vs. SETON HALL
Maryland leads, 2-0

1970-71 56-66 H W
1975-76 104-69 H W

vs. SOUTH CAROLINA
Maryland leads, 31-25

1924-25 38-22 H W
1932-33 28-65 N-sct<sup>1</sup> L
1934-35 35-21 H W
1939-40 30-33 A L
1947-48 68-54 H W
54-53 A W
1948-49 79-49 H W
57-56 A W
1949-50 56-61 H L
44-59 A L
1950-51 43-70 A L
47-37 H W
1953-54 53-49 A W
79-48 H W
1954-55 68-51 H W
68-52 A W
1955-56 76-57 H W
59-53 A W
1956-57 60-68 A L
66-59 H W
64-74 N-acc<sup>3</sup> L
1957-58 72-59 A W
99-59 H W
1958-59 59-41 A W
75-45 H W
1959-60 85-52 H W
72-55 A W
1960-61 61-64 A L
61-64 A L
1961-62 77-86 H L
68-85 A L
1962-63 68-63 H W
51-44 A W
1963-64 69-73 H L
64-74 A L
1964-65 75-70 A W
73-59 H W
1965-66 78-63 A W
56-42 H W
1966-67 63-65 H L
53-80 A L
54-57 N-acc<sup>2</sup> L
1967-68 66-65 H W
59-68 A L
1968-69 67-79 A L
67-69 H L
71-92 N-acc<sup>1</sup> L
1969-70 68-101 H L
44-55 A L
1970-71 70-96 A L
31-30 H W
63-71 N-acc<sup>2</sup> L
1987-88 82-77 H W
1988-89 51-57 A L
1989-90 51-52 N-afc L
1990-91 78-69 N-ecac W

vs. SOUTH FLORIDA
Maryland leads, 2-0

1989-90 84-66 H W
1990-91 87-81 A W

vs. SOUTHERN
CALIFORNIA
Maryland leads, 3-0

1978-79 83-79 H W
1989-90 64-62 A W
1990-91 72-59 H W

vs. SOUTHERN ILLINOIS
SIU leads, 1-0

1967-68 72-73 A L

vs. STANFORD

Maryland leads, 1-0

1985-86 67-65 N-hp W

vs. STAUNTON MILITARY
ACADEMY
SMA leads, 1-0

1910-11 24-58 A L

vs. STEVENS INSTITUTE
Maryland leads, 4-1

1924-25 21-17 A W
21-17 H W

1925-26 24-27 H L
1926-27 27-18 H W
1927-28 31-24 H W

vs. SYRACUSE
Maryland leads, 5-0

1971-72 71-65 N-nit<sup>1</sup> W
1972-73 90-76 H W
91-75 N-ncaa<sup>6</sup> W
1976-77 96-85 H W
1980-81 83-73 A W

vs. TAMPA
Maryland leads, 2-0

1953-54 61-51 A W
1970-71 80-72 H W

vs. TEMPLE
Series tied, 1-1

1957-58 67-71 N-ncaa<sup>6</sup> L
1979-80 85-63 H W

vs. TENNESSEE
Maryland leads, 2-1

1963-64 59-70 A L
1979-80 86-75 N-ncaa<sup>9</sup> W
1984-85 72-49 N-shoot W

vs. TENNESSEE-
CHATANOOGA
Maryland leads, 2-0

1980-81 81-69 N-ncaa<sup>7</sup> W
1982-83 52-51 N-ncaa<sup>10</sup> W

vs. TEXAS-EL PASO
UTEP leads, 2-0

1967-68 53-70 A L
1988-89 51-69 A-sun L

vs. TEXAS TECH
Maryland leads, 1-0

1954-55 58-54 A W

vs. TOWSON STATE
Maryland leads, 8-0

1981-82 75-59 H W
1982-83 66-56 H W
1984-85 91-38 H W
1985-86 91-58 H W
1986-87 79-71 H W
1990-91 93-69 H W
1991-92 83-76 H W
1992-93 78-68 H W

vs. TULSA
Tulsa leads, 1-0

1964-65 73-80 A L

vs. VANDERBILT
Maryland leads, 1-0

1957-58 71-56 A W

vs. VILLANOVA
Villanova leads, 2-1

1984-85 77-74 H W
1984-85 43-46 N-ncaa<sup>11</sup> L
1985-86 62-64 A L

vs. VIRGINIA
Maryland leads, 83-55

1923-24 13-26 N/A L
1924-25 24-18 H W
36-25 A W
1925-26 28-34 A L
30-21 H W
1926-27 17-22 A L
29-28 H W

# TERP RECORD VS. ALL OPPONENTS

1927-28	26-20	H	W
	12-34	A	L
1928-29	30-22	A	W
	22-25	H	L
1929-30	54-20	H	W
	51-29	H	W
1930-31	31-34	A	L
	34-21	H	W
1931-32	36-31	A	W
	46-18	H	W
1932-33	19-26	A	L
	37-28	H	W
1933-34	43-20	A	W
	28-25	H	W
1934-35	44-24	H	W
	33-32	A	W
1935-36	40-34	H	W
1936-37	37-23	H	W
1937-38	39-23	A	W
1938-39	31-21	H	W
1940-41	18-47	A	L
1941-42	35-34	A	W
	36-26	H	W
1942-43	53-49	H	W
	56-42	A	W
1943-44	20-52	A	L
	26-49	H	L
1944-45	26-57	A	L
	33-61	H	L
1945-46	45-48	A	L
	37-36	H	W
1947-48	44-64	A	L
	56-68	H	L
1948-49	47-53	A	L
	43-79	A	L
1949-50	56-60	A	L
	70-52	H	W
1950-51	59-57	H	W
	56-43	A	W
1951-52	59-42	A	W
	63-53	H	W
1952-53	71-61	H	W
	59-56	A	W
1953-54	70-64	H	W
	70-56	A	W
1954-55	72-69	A	W
	78-65	H	W
	67-68	N-acc <sup>3</sup>	L
1955-56	67-55	H	W
	50-73	A	L
1956-57	67-63	A	W
	43-39	A	W
	84-64	H	W
	71-68	N-acc <sup>3</sup>	W
1957-58	87-66	A	W
	69-56	H	W
	70-66	N-acc <sup>3</sup>	W
1958-59	63-56	H	W
	50-62	A	L
	65-66	N-acc <sup>3</sup>	L
1959-60	70-62	H	W
	44-43	A	W
1960-61	57-52	A	W
	77-62	H	W
1961-62	91-70	A	W
	68-72	H	L
1962-63	67-61	A	W
	69-71	H	L
	68-58	H	W
1963-64	73-79	A	L
	59-61	A	L
	52-47	H	W
1965-66	62-65	H	L
	71-64	A	W
1966-67	85-65	A	W
	87-76	H	W
1967-68	85-76	H	W
	68-70	A	L
1968-69	77-78	H	L
	78-84	A	L
1969-70	69-71	A	L
	79-71	H	W

1970-71	63-78	A	L
	89-84	H	W
1971-72	57-78	A	L
	45-42	H	W
	62-57	N-acc <sup>2</sup>	W
1972-73	93-74	H	W
	92-81	A	W
1973-74	88-81	A	W
	110-75	H	W
1974-75	86-79	H	W
	70-51	A	W
1975-76	69-66	A	W
	81-73	H	W
	65-73	N-acc <sup>5</sup>	L
1976-77	82-67	H	W
	68-77	A	L
1977-78	64-66	A	L
	70-79	H	L
1978-79	63-69	H	L
	72-75	A	L
1979-80	63-61	A	W
	82-71	H	W
1980-81	64-66	H	L
	63-74	A	L
	85-62	N-acc <sup>5</sup>	W
1981-82	40-45	A	L
	47-46	H	W
1982-83	64-83	H	L
	81-83	A	L
1983-84	67-66	A	W
	74-65	H	W
1984-85	71-58	H	W
	60-55	A	W
1985-86	49-70	A	L
	87-72	H	W
1986-87	64-71	H	L
	77-82	A	L
1987-88	72-84	A	L
	69-63	H	W
1988-89	58-64 (ot)	H	L
	59-86	A	L
1989-90	74-72	A	W
	89-74	H	W
1990-91	62-76	H	L
	78-74 (ot)	A	W
1991-92	75-82	A	L
	74-76	H	L
1992-93	68-70	H	L
	74-88	A	L

**vs. VIRGINIA MILITARY INSTITUTE**  
Maryland leads, 39-10

1910-11	17-14	A	W
1913-14		A	L
1923-24	12-21		L
	34-19	N-sct	W
1925-26	30-21	A	W
1927-28	23-9	A	W
1928-29	30-27	A	W
1929-30	34-23	A	W
1930-31	38-18	A	W
	40-20	H	W
1931-32	43-28	A	W
	38-20	H	W
1932-33	29-30	A	L
	45-29	H	W
1933-34	36-27	H	W
1934-35	39-24	H	W
1935-36	44-29	H	W
	53-32	A	W
1936-37	48-28	A	W
	45-28	H	W
1937-38	42-27	A	W
	43-33	H	W
1938-39	53-35	H	W
1939-40	60-33	A	W
	27-25	H	W
1940-41	30-64	A	L
	27-41	H	L
1941-42	41-46	A	L
	39-36	H	W

1942-43	34-35	A	L
	35-36	H	L
1943-44	46-36	H	W
	31-29	A	W
1944-45	46-28	H	W
	27-35	A	L
1946-47	61-50	A	W
	53-45	H	W
1947-48	53-46	A	W
	63-48	H	W
1948-49	53-45	A	W
	70-55	H	W
1949-50	65-53	H	W
	61-62	A	L
1950-51	46-41	A	W
	65-46	H	W
1951-52	57-39	A	W
	64-46	H	W
1952-53	54-37	A	W
	67-41	H	W

**vs. VIRGINIA TECH**  
Maryland leads, 23-3

1925-26	19-17	A	W
	30-14	H	W
1927-28	29-20	A	W
	30-10	H	W
1928-29	29-39	A	L
1929-30	41-29	H	W
	34-23	A	W
1930-31	33-16	H	W
1931-32	51-16	H	W
1932-33	40-20	A	W
	37-21	H	W
1933-34	29-24	A	W
	34-32	H	W
1937-38	42-35	H	W
1939-40	49-41	H	W
1940-41	39-48	H	L
1946-47	57-49	A	W
	55-42	H	W
1948-49	60-51	H	W
1950-51	57-66	H	L
1952-53	65-46	H	W
	70-56	A	W
1953-54	60-52	H	W
	54-41	A	W
1989-90	89-80	H	W
1990-91	82-67	A	W

**vs. WAGNER**  
Maryland leads, 1-0

1980-81	96-73	A	W
---------	-------	---	---

**vs. WAKE FOREST**  
Series tied, 43-43

1952-53	59-61	N	L
1953-54	54-71	A	L
	74-53	H	W
	56-64	N-acc <sup>3</sup>	L
1954-55	58-62	H	L
	71-75	A	L
1955-56	61-51	H	W
	60-76	A	L
1956-57	59-53	H	W
	58-62	A	L
1957-58	72-58	H	W
	74-67	A	W
1958-59	68-65	H	W
	53-56	A	L
1959-60	47-54	H	L
	64-65	A	L
1960-61	60-72	H	L
	69-78	A	L
	76-98	N-acc <sup>3</sup>	L
1961-62	79-62	H	W
	78-81	A	L
1962-63	74-85	H	L
	54-75	A	L
	41-80	N-acc <sup>3</sup>	L
1963-64	91-82	A	W
	77-79	H	L

1964-65	82-64	H	W
	93-85	A	W
1965-66	87-66	H	W
	86-78	A	W
1966-67	59-86	H	L
	64-78	A	L
1967-68	60-73	A	L
	87-74	H	W
1968-69	87-95	A	L
	71-93	A	L
1969-70	87-104	H	L
	96-88	A	W
1970-71	72-71	H	W
	66-72	A	L
1971-72	49-46	A	W
	64-56	H	W
1972-73	105-76	H	W
	60-62	A	L
	73-65	N-acc <sup>2</sup>	W
1973-74	72-59	A	W
	77-68	H	W
1974-75	99-78	A	W
	89-73	H	W
1975-76	93-96	A	L
	105-91	H	W
1976-77	85-86	H	L
	81-80	A	W
1977-78	75-84	A	L
	91-89	H	W
1978-79	60-66	H	L
	54-53	A	W
1979-80	84-76	A	W
	83-77	H	W
1980-81	60-67	A	L
	94-80	H	W
1981-82	61-56	H	W
	42-48	A	L
1982-83	66-79	A	L
	83-75	H	W
1983-84	87-90	A	L
	90-79	H	W
1984-85	66-64	N-acc <sup>2</sup>	W
	64-62	A	W
1985-86	69-66	H	W
	77-55	H	W
	59-48	A	W
1986-87	68-75	H	L
	58-69	A	L
1987-88	93-76	H	W
	70-65	A	W
1988-89	60-70	A	L
	61-75	H	L
1989-90	88-82	H	W
	74-84	A	L
1990-91	62-74	A	L
	86-78	H	W
1991-92	76-86	H	L
	77-66	A	W
1992-93	73-86	H	L
	64-88	A	L

**vs. WASHINGTON COLLEGE**  
Maryland leads, 12-3

1924-25	16-27	H	L
1926-27	18-22	H	L
1927-28	22-20	H	W
1930-31	32-33	H	L
1931-32	36-16	H	W
1932-33	35-27	H	W
1933-34	44-33	H	W
1934-35	43-27	H	W
1935-36	46-34	H	W
	56-30	A	W
1936-37	41-20	A	W
1937-38	43-42	A	W
1938-39	47-37	H	W
1940-41	26-18	H	W
1941-42	28-25	H	W

**vs. WASHINGTON & LEE**  
Maryland leads, 26-25

1910-11	17-46	A	L
	24-29	H	L
1913-14		A	L
1923-24	22-21		L
1925-26	40-27	H	W
	33-20	A	W
1926-27	44-32	H	W
	32-34	A	L
1927-28	38-24	H	W
	31-28	A	W
1928-29	22-47	H	L
	18-42	A	L
1929-30	25-29	H	W
	21-36	A	L
1930-31	36-21	A	W
	28-17	H	W
1931-32	42-38	A	W
	49-19	H	W
1932-33	40-43	A	L
1933-34	37-45	N-sct	L
1934-35	29-33	H	L
1935-36	27-30	A	L
	54-55	H	L
	32-38	N-sct	L
1936-37	27-51	A	L
	35-41	H	L
1937-37	29-31	A	L
	36-32	H	W
1938-39	39-37	H	W
1939-40	25-44	H	L
</			

1986-87	65-62	H	W
1987-88	49-75	A	L
1988-89	61-69	H	L
1990-91	85-90	A	L
1991-92	101-91	H	W
1992-93	72-86	A	L

**vs. WESTERN KENTUCKY**  
*Maryland leads, 2-0*

1971-72	103-67	H	W
1977-78	91-78	H	W

**vs. WESTERN MARYLAND**  
*Maryland leads, 9-0*

1926-27	32-25	H	W
1927-28	30-29	H	W
1928-29	32-17	H	W
1929-30	38-17	H	W
1930-31	45-35	H	W
1931-32	35-15	H	W
1932-33	37-32	H	W
1933-34	49-33	H	W
1936-37	48-36	H	W

**vs. WICHITA**

*Maryland leads, 1-0*

1968-69	95-83	A	W
---------	-------	---	---

**vs. WILLIAM & MARY**  
*Maryland leads, 14-0*

1928-29	30-20	H	W
1929-30	27-23	H	W
1935-36	41-39	H	W
1936-37	41-29	H	W
1937-38	45-38	H	W
1953-54	69-54	A	W
	74-55	H	W
1954-55	67-62	A	W
1955-56	52-51	H	W
1980-81	69-64	H	W
1981-82	50-43	A	W
1982-83	56-51	H	W
1983-84	58-44	H	W
1985-86	77-48	H	W

**vs. WINTHROP**

*Maryland leads, 2-0*

1986-87	76-58	H	W
1987-88	65-52	H	W

**vs. WISCONSIN**

*Wisconsin leads, 2-0*

1931-32	30-32	A	L
1932-33	13-22	H	L

**vs. WYOMING**

*Maryland leads, 1-0*

1960-61	84-77	A	W
---------	-------	---	---

**vs. XAVIER**

*Maryland leads, 1-0*

1976-77	84-74	H	W
---------	-------	---	---

**vs. YALE**

*Maryland leads, 1-0*

1959-60	103-80	H	W
---------	--------	---	---

**Neutral Court Legend**

aaacity = All-America City Tournament, Owensboro, KY  
 acc<sup>1</sup> = ACC Tournament, Charlotte, NC  
 acc<sup>2</sup> = ACC Tournament, Greensboro, NC  
 acc<sup>3</sup> = ACC Tournament, Raleigh, NC  
 acc<sup>4</sup> = ACC Tournament, Omni, Atlanta, GA  
 acc<sup>5</sup> = ACC Tournament, Capital Centre, Landover, MD  
 accbe<sup>1</sup> = ACC/Big East Challenge, RC, Richmond, VA  
 accbe<sup>2</sup> = ACC/Big East Challenge, HCC, Hartford, CT  
 accbe<sup>3</sup> = ACC/Big East Challenge, E. Rutherford, NJ  
 armory = Washington D.C. Municipal Armory  
 balt = Baltimore Arena, Baltimore, MD  
 bg = Boston Garden, Boston, MA  
 cap = Capital Centre, Landover, MD  
 cfc = Central Fidelity Classic, Richmond, VA  
 cham = Chaminade Christmas Classic, Honolulu, HI  
 ecac = ECAC Holiday Festival, MSG, New York, NY  
 evan = Evansville University Tournament  
 fiesta = Fiesta Bowl Classic, Tucson, AZ  
 free = Freedom Bowl Classic, Irvine, CA  
 her = Hershey Park, Hershey, PA  
 hp = Hawaii Pacific Tournament, Honolulu, HI  
 mci = MCI Heritage Classic, Baltimore, MD  
 mdinv = Maryland Invitational, College Park, MD  
 meadow = Meadowlands Arena, E. Rutherford, NJ  
 ncaa<sup>1</sup> = NCAA Tournament, MSG, New York City, NY  
 ncaa<sup>2</sup> = NCAA Tournament, The Spectrum, Philadelphia, PA  
 ncaa<sup>3</sup> = NCAA Tournament, Riverfront Coliseum, Cincinnati, OH  
 ncaa<sup>4</sup> = NCAA Tournament, Lubbock, TX  
 ncaa<sup>5</sup> = NCAA Tournament, Capital Centre, Landover, MD  
 ncaa<sup>6</sup> = NCAA Tournament, Charlotte, NC  
 ncaa<sup>7</sup> = NCAA Tournament, Dayton, OH  
 ncaa<sup>8</sup> = NCAA Tournament, Long Beach, CA  
 ncaa<sup>9</sup> = NCAA Tournament, Greensboro, NC  
 ncaa<sup>10</sup> = NCAA Tournament, Houston, TX  
 ncaa<sup>11</sup> = NCAA Tournament, Birmingham, AL  
 ncaa<sup>12</sup> = NCAA Tournament, Lexington, KY  
 ncaa<sup>13</sup> = NCAA Tournament, Las Cruces, NM  
 nit<sup>1</sup> = NIT, MSG, New York, NY  
 rain = Rainbow Classic, Honolulu, HI  
 sb = Sugar Bowl Tournament, New Orleans, LA  
 sct = Southern Conference Tournament  
 sct<sup>1</sup> = Southern Conf. Tournament, Raleigh, NC  
 shoot = Great Alaska Shootout, Anchorage, AK  
 sun = Sun Bowl Tournament, El Paso, TX

**COACHING RECORDS**

**Overall Won-Loss**

Rk.	Head Coach	Years	(No.)	Won	Lost	Pct.
1.	Lefty Driesell	1969-86	(17)	348	159	.686
2.	Bud Millikan	1950-67	(17)	243	182	.572
3.	Burton Shipley	1923-47	(24)	243	199	.549
4.	Gary Williams	1988-93	(4)	61	57	.517
5.	Bob Wade	1986-89	(3)	36	50	.419
6.	Flucie Stewart	1947-50	(3)	27	48	.360
7.	Frank Fellows	1967-69	(2)	16	34	.320
	<b>Maryland Totals</b>	<b>1923-93</b>	<b>(70)</b>	<b>974</b>	<b>729</b>	<b>.572</b>

**Atlantic Coast Conference Games Only**

Rk.	Head Coach	Years	(No.)	Won	Lost	Pct.
1.	Lefty Driesell	1969-86	(17)	122	100	.549
2.	Bud Millikan	1953-67	(14)	98	93	.513
3.	Gary Williams	1989-92	(4)	18	42	.300
4.	Frank Fellows	1967-69	(2)	6	22	.214
5.	Bob Wade	1986-89	(3)	7	35	.167
	<b>Maryland Totals</b>	<b>1953-93</b>	<b>(40)</b>	<b>251</b>	<b>292</b>	<b>.462</b>

**ACC Tournament Games**


Rk.	Head Coach	Tournaments	Won	Lost	Pct.
1.	Lefty Driesell	17	17	16	.515
2.	Bud Millikan	14	7	13	.350
T3.	Gary Williams	3	2	3	.400
	Bob Wade	3	2	3	.400
5.	Frank Fellows	2	0	2	.000
	<b>Maryland Totals</b>	<b>39</b>	<b>28</b>	<b>37</b>	<b>.430</b>

**NCAA Tournament Games**

Rk.	Head Coach	Tournaments	Won	Lost	Pct.
1.	Bud Millikan	1	2	1	.667
2.	Lefty Driesell	8	10	8	.556
3.	Bob Wade	1	1	1	.500
	<b>Maryland Totals</b>	<b>10</b>	<b>13</b>	<b>10</b>	<b>.565</b>

**NIT Tournament Games**

Rk.	Head Coach	Tournaments	Won	Lost	Pct.
1.	Lefty Driesell	3	6	2	.750
2.	Gary Williams	1	1	1	.500
	<b>Maryland Totals</b>	<b>4</b>	<b>7</b>	<b>3</b>	<b>.700</b>



*Maryland's 1966 team included future college head coaches Gary Williams and Joe Harrington.*

# 1992-93 FINAL ACC STANDINGS AND STATISTICS

Team	Conference Games			All Games		
	Won	Lost	.Pct	Won	Lost	.Pct
North Carolina#	14	2	.875	34	4	.895
Florida State	12	4	.750	25	10	.714
Duke	10	6	.625	24	8	.750
Wake Forest	10	6	.625	21	9	.700
Virginia	9	7	.563	21	10	.667
Georgia Tech%	8	8	.500	19	11	.633
Clemson	5	11	.313	17	13	.566
Maryland	2	14	.125	12	16	.429
N.C. State	2	14	.125	8	19	.296

# - NCAA Tournament Champion  
% - ACC Tournament Champion

## Final 1992-93 ACC Individual Statistics

(Note - statistics based on player having played at least 75 percent of his team's games.)

### Scoring


Rank	Player, School	G	FG	3P	FT	PTS	AVG
1.	Rodney Rogers, WF	30	239	24	134	636	21.2
2.	Bob Sura, FSU	34	241	73	120	675	19.9
3.	Randolph Childress, WF	30	184	96	128	592	19.7
4.	James Forrest, GT	30	246	2	92	586	19.5
5.	Cory Alexander, UVa	31	213	64	93	583	18.8
6.	Evers Burns, UM	28	211	0	96	518	18.5
7.	Doug Edwards, FSU	31	224	6	114	568	18.3
8.	Sam Cassell, FSU	35	234	50	123	641	18.3
9.	Grant Hill, DU	26	185	4	94	468	18.0
10.	Bobby Hurley, DU	32	157	88	143	545	17.0
11.	Devin Gray, CU	30	197	13	93	500	16.7
12.	Travis Best, GT	30	163	80	82	488	16.3
13.	Eric Montross, UNC	38	222	0	156	600	15.8
14.	Kevin McLinton, UM	28	155	6	125	441	15.8
15.	Thomas Hill, DU	32	184	34	100	502	15.7
16.	Chris Whitney, CU	30	149	87	85	470	15.7
17.	Malcom Mackey, GT	30	193	0	83	469	15.6
18.	Kevin Thompson, NCSU	27	176	1	66	419	15.5
19.	Sharone Wright, CU	30	178	0	93	449	15.0
20.	George Lynch, UNC	38	235	2	88	560	14.7

### Field Goal Percentage

Rank	Player, School	FGM	FGA	PCT
1.	Cherokee Parks, DU	161	247	.652
2.	Eric Montross, UNC	222	361	.615
3.	Grant Hill, DU	185	320	.578
4.	Sharone Wright, DU	178	314	.567
5.	Rodney Rogers, WF	239	431	.555
6.	Kevin Thompson, NCSU	176	324	.543
7.	James Forrest, GT	246	454	.542
8.	Devin Gray, CU	197	372	.530
9.	Malcolm Mackey, GT	193	364	.530
10.	Doug Edwards, FSU	224	424	.528

### Free Throw Percentage

Rank	Player, School	FT	FTA	PCT
1.	Donald Williams, UNC	97	117	.829
2.	Kevin McLinton, UM	125	152	.815
3.	Randolph Childress, WF	128	158	.810
4.	Bobby Hurley, DU	143	178	.803
5.	Chris Whitney, CU	85	106	.802
6.	Sam Cassell, FSU	123	162	.759
7.	Travis Best, GT	82	109	.752
8.	Grant Hill, DU	94	126	.746
9.	Doug Edwards, FSU	114	158	.722
10.	Rodney Rogers, WF	134	187	.717



Evers Burns was among the ACC leaders in both scoring and rebounding his senior season.



Kevin McLinton was ranked among the ACC leaders in scoring, free throw percentage and assists in 1992-93.

### 3-Point Percentage

Rank	Player, School	3PM	3PA	AVG
1.	Randolph Childress, WF	96	217	3.2
2.	Chris Whitney, CU	87	213	2.9
3.	Bobby Hurley, DU	88	209	2.8
4.	Travis Best, GT	80	175	2.7
5.	Donald Williams, UNC	83	199	2.2
6.	Bob Sura, FSU	73	220	2.1
7.	Johnny Rhodes, UM	59	173	2.1
8.	Cory Alexander, UVa	64	174	2.1
9.	Curtis Marshall, NCSU	53	145	2.0
10.	Lakista McCuller, NCSU	44	129	1.6

### Rebounds

Rank	Player, School	G	REB	AVG
1.	Sharone Wright, CU	30	314	10.5
2.	Malcolm Mackey, GT	30	306	10.2
3.	George Lynch, UNC	38	365	9.6
4.	Doug Edwards, FSU	31	290	9.4
5.	Kevin Thompson, NCSU	27	246	9.1
6.	Derrick Hicks, WF	30	271	9.0
7.	Evers Burns, UM	28	249	8.9
8.	Ted Jeffries, UVa	31	248	8.0
9.	Eric Montross, UNC	28	290	7.6
10.	James Forrest, GT	30	226	7.5

### Assists

Rank	Player, School	G	AST	PG
1.	Bobby Hurley, DU	32	262	8.2
2.	Chris Whitney, CU	20	193	6.4
3.	Kevin McLinton, UM	28	175	6.3
4.	Travis Best, GT	30	176	5.9
5.	Drew Barry, GT	30	176	5.9
6.	Derrick Phelps, UNC	36	196	5.4
7.	Sam Cassell, FSU	35	170	4.9
8.	Cory Alexander, UVa	31	144	4.6
9.	Curtis Marshall, NCSU	27	116	4.3
10.	Randolph Childress, WF	30	126	4.2

### Steals

Rank	Player, School	G	STL	PG
1.	Sam Cassell, FSU	35	97	2.8
2.	Johnny Rhodes, UM	28	71	2.5
3.	Grant Hill, DU	26	64	2.5
4.	Chris Whitney, CU	30	73	2.4
5.	George Lynch, UNC	38	89	2.3
6.	Derrick Phelps, UNC	36	82	2.3
7.	Devin Gray, CU	30	60	2.0
8.	Rodney Rogers, WF	30	54	1.8
9.	Travis Best, GT	30	51	1.7
10.	Evers Burns, UM	28	47	1.7

### Blocked Shots

Rank	Player, Team	G	BLK	PG
1.	Sharone Wright, CU	30	134	4.1
2.	Rodney Dobard, FSU	35	111	3.2
3.	Malcolm Mackey, GT	30	61	2.0
4.	Cherokee Parks, DU	32	65	2.0
5.	Doug Edwards, FSU	31	44	1.4
6.	Kevin Thompson, NCSU	27	38	1.4
7.	Grant Hill, DU	26	36	1.4
8.	Ted Jeffries, UVa	31	42	1.4
9.	Eric Montross, UNC	38	47	1.2
10.	Kevin Salvadori, UNC	38	46	1.2

# TERPS THROUGH THE YEARS

**Legend:**

- H denotes home games
- R denotes road games
- N denotes games at neutral sites
- S denotes Southern Conference Tournament
- A denotes Atlantic Coast Conference Tournament
- T denotes NIT
- C denotes NCAA

**1904-05**

0-2 (no scores available)  
**Capt. Samuel P. Thomas**  
 Washington Y.M.C.A.  
 Carroll Institute

No Teams for 1905-16  
 through 1909-10

**1910-11**

3-9 (2-3 H; 1-6 R)  
**Capt. Burt Shipley**

Maryland	
7 New York University	25 H
30 Gallaudet	56 R
24 Staunton Military Acad.	58 R
17 Washington & Lee	46 R
17 Virginia Military Inst.	14 R
24 Washington & Lee	29 H
14 Delaware	23 R
27 Gallaudet	54 H
25 Georgetown	31 R
22 Mt. St. Joseph	20 H
35 Catholic	30 H
19 Penn Military Acad.	50 R

No Team for 1911  
 through 1912-13

**1913-14**

**Capt. Burt Shipley**

Mt. St. Joseph	H
Gallaudet	A
Catholic	A
Mt. St. Joseph	A
Gallaudet	A
St. John's College	A
Loyola College	A
Georgetown	A
Catholic	H
Washington & Lee	A
Virginia Military Inst.	A
St. John's College	A
George Washington	H
Gallaudet	H
Baltimore City	H
Penn State College	A
Delaware College	A

No Scores Available

No Teams 1914-15  
 through 1916-17

**1918-19**

1-5 (1-5 R)

Maryland	
27 Gallaudet	26
7 Catholic University	25
11 George Washington	25
9 Gallaudet	33
12 Catholic University	14
20 George Washington	53

No Teams for 1919-20  
 through 1922-23.



**H. BURTON SHIPLEY**

24 Seasons:

1923-24 to 1946-47

Record: 243-199

Conference: 124-91

**1923-24**

5-7

1-2 SC

Maryland	
41 George Washington	22
42 Gallaudet	28
13 Catholic	30
20 North Carolina	26
13 Virginia	26
24 Richmond	22
14 Catholic	20
19 George Washington	20
22 Washington & Lee	21
12 VMI	21
34 VMI	19 S
25 Georgia	29 S

**1924-25**

12-5 (7-2 H; 4-2 R; 1-1 N)

3-1 SC

Maryland	
24 Virginia	18 H
24 Columbia	23 R
21 Stevens Institute	17 R
16 Navy	23 R
30 Lafayette	15 H
18 Catholic	14 R
21 Stevens Institute	17 H
16 North Carolina	21 H
25 Gallaudet	14 H
16 Washington College	27 H
24 Princeton	38 R
22 CCNY	16 H
38 South Carolina	22 H
36 Virginia	25 R
27 Catholic	17 H
27 Alabama	21 S
16 N.C. State	30 S

**1926-28**

14-3 (10-1 H; 4-1 R; 0-1 N)

7-1 SC

Maryland	
40 Washington & Lee	27 H
21 Navy	12 R
30 Richmond	14 H
30 VMI	21 R
33 Washington & Lee	20 R
19 VPI	17 R
40 Gallaudet	13 H
30 Washington College	26 H
24 Stevens Institute	27 H
30 VPI	14 H
28 Virginia	34 R
23 North Carolina	22 H
25 West Virginia	15 H
41 Duke	20 H
30 Virginia	21 H
32 Princeton	26 H
19 Mississippi Aggies	22 S

**1928-27**

10-10 (7-2 H; 3-7 R; 0-1 N)

6-4 SC

Maryland	
16 American	21 R
44 Washington & Lee	32 H
25 Michigan	39 R
17 Virginia	22 R
30 Navy	32 R
18 Washington College	22 H
34 Georgia	33 H
39 Gallaudet	26 H
27 Stevens Institute	18 H
28 North Carolina	23 H
23 North Carolina	32 H
26 Pennsylvania	21 R
32 Washington & Lee	34 R
32 VMI	15 R
29 Virginia	28 H
23 N.C. State	38 R
16 Washington College	21 R
32 Western Maryland	25 H
23 North Carolina	19 R
22 Georgia	27 S

**1927-28**

14-4 (11-0 H; 3-4 R)

8-1 SC

Maryland	
38 Washington & Lee	24 H
29 VPI	20 R
31 Washington & Lee	28 R
23 VMI	9 R
45 Gallaudet	20 H
37 Kentucky	7 H
20 Johns Hopkins	22 R
25 St. Johns College	22 H
26 Virginia	20 H
31 Stevens Institute	24 H
26 Navy	35 R
26 Pennsylvania	30 R
36 N.C. State	24 H
12 Virginia	34 R
22 Washington College	20 H
23 Johns Hopkins	19 H
30 VPI	10 H
30 Western Maryland	29 H

**1928-29**

7-9 (3-5 H; 4-3 R; 0-1 N)

2-5 SC

Maryland	
30 William & Mary	20 H
18 Pennsylvania	30 R
20 Randolph Macon	33 H
30 Virginia	22 R
20 Johns Hopkins	30 H
20 St. Johns	18 H
22 Virginia	25 H
22 Washington & Lee	47 H
29 VPI	39 R
18 Washington & Lee	42 R
30 VMI	27 R
22 North Carolina	28 H
30 Navy	27 R
32 Western Maryland	17 H
19 Johns Hopkins	18 R
35 Mississippi	37 S

**1929-30**

16-6 (10-3 H; 6-2 R; 0-1 N)

9-5 SC

Maryland	
27 William & Mary	23 H
27 Duke	28 H
37 Catholic	30 H
54 Virginia	20 H
41 Johns Hopkins	24 H
43 Navy	39 R

41 VPI	29 H
26 N.C. State	28 H
25 Washington & Lee	29 H
38 Western Maryland	17 H
36 North Carolina	24 H
34 VPI	23 R
44 VMI	25 R
21 Washington & Lee	36 R
51 Virginia	29 H
21 N.C. State	19 R
22 North Carolina	19 R
24 Duke	39 R
39 Johns Hopkins	24 R
39 VMI	21 H
41 St. Johns	25 H
21 Kentucky	26 S

**1930-31**

18-4 (10-2 H; 4-2 R; 4-0 N)

8-1 SC

**SOUTHERN CONFERENCE TOURNAMENT CHAMPIONS**

Maryland	
38 Gallaudet	27 H
38 VMI	18 R
36 Washington & Lee	21 R
32 Duke	24 H
30 Loyola	33 H
33 Johns Hopkins	20 R
44 VMI	20 H
33 VPI	16 H
31 Virginia	34 R
28 Washington & Lee	17 H
24 Catholic	21 R
33 North Carolina	31 H
32 Washington College	33 H
34 Virginia	21 H
45 Western Maryland	35 H
32 St. Johns	27 H
33 Navy	36 R
31 Johns Hopkins	22 H
37 LSU	33 S
19 North Carolina	17 S
26 Georgia	25 S
29 Kentucky	27 S

**1931-32**

16-4 (11-1 H; 5-2 R; 0-1 N)

8-2 SC

Maryland	
30 Wisconsin	32 R
27 Loyola	28 H
42 Washington & Lee	38 R
43 VMI	28 R
26 Navy	15 H
36 Virginia	31 R
33 Johns Hopkins	26 R
38 VMI	20 H
51 VPI	16 H
39 Catholic	34 H
26 North Carolina	25 H
36 Washington College	16 H
35 Western Maryland	15 H
46 Virginia	18 H
49 Washington & Lee	19 H
24 St. Johns	20 H
26 North Carolina	32 R
20 Duke	18 R
38 Johns Hopkins	24 H
24 Florida	39 S

**1932-33**

11-9 (10-2 H; 1-6 R; 0-1 N)

7-3 SC

Maryland	
13 Wisconsin	22 H
40 VPI	20 R
30 Duke	28 H
29 VMI	30 R
40 Washington & Lee	43 R
27 Johns Hopkins	37 R
37 VPI	21 H
27 Catholic	29 R

21 Navy	59 R
19 Virginia	26 R
42 North Carolina	29 H
36 Georgia	40 H
35 Washington College	27 H
37 Virginia	28 H
46 Washington & Lee	28 H
45 VMI	29 H
34 St. Johns	22 H
37 Western Maryland	32 H
35 Johns Hopkins	31 H
28 South Carolina	65 S

**1933-34**

11-8 (9-4 H; 2-3 R; 0-1 N)

6-1 SC

Maryland	
29 Michigan	25 H
17 Indiana	30 H
24 West Virginia	26 R
37 Duke	33 H
29 VPI	24 R
34 VPI	32 H
32 Johns Hopkins	37 R
43 Virginia	20 R
24 North Carolina	28 H
33 Catholic	25 H
27 Navy	46 R
28 Virginia	25 H
33 Richmond	44 H
49 Western Maryland	33 H
36 VMI	27 H
32 St. Johns	37 H
44 Washington College	33 H
32 Johns Hopkins	19 H
37 Washington & Lee	45 S

**1934-35**

8-10 (6-8 H; 2-2 R)

4-5 SC

Maryland	
25 Indiana	30 H
50 Ohio State	41 H
29 West Virginia	39 H
35 South Carolina	21 H
39 VMI	24 H
39 Duke	48 H
43 Washington College	27 H
31 North Carolina	39 H
36 Navy	43 R
44 Virginia	24 H
26 Richmond	56 H
29 Catholic	45 R
29 Washington & Lee	33 H
33 Virginia	32 R
41 Johns Hopkins	35 R
17 St. Johns	24 H
52 Johns Hopkins	25 H
24 Georgetown	25 H

**1935-36**

14-6 (9-3 H; 4-2 R; 1-1 N)

3-3 SC

Maryland	
44 VMI	29 H
27 Washington & Lee	30 R
53 VMI	32 R
32 Navy	20 R
28 Richmond	24 H
55 Baltimore	33 H
46 Washington College	34 H
32 North Carolina	44 H
41 William & Mary	39 H
38 Duke	34 H
40 Virginia	34 H
26 West Virginia	51 R
54 Washington & Lee	55 H
40 St. Johns	28 H
29 Catholic	40 H
56 Washington College	30 R
45 Johns Hopkins	40 H
47 Georgetown	39 R
47 Duke	35 S
32 Washington & Lee	38 S

**1936-37**

8-12 (7-3 H; 1-8 R; 0-1 N)  
4-8 SC

Maryland		
40 Richmond	51	R
54 Johns Hopkins	31	H
27 Washington & Lee	51	R
48 VMI	28	R
48 Western Maryland	36	H
31 Duke	34	R
41 Washington College	20	H
37 Virginia	23	H
33 N.C. State	35	R
24 North Carolina	41	R
30 Duke	34	R
37 Navy	53	R
35 North Carolina	44	H
41 William & Mary	29	H
45 VMI	28	H
35 Washington & Lee	41	H
27 Georgetown	39	H
37 St. Johns	39	R
41 N.C. State	35	H
35 N.C. State	42	S

**1937-38**

15-9 (10-3 H; 4-5 R; 1-1 N)  
7-4 SC

Maryland		
26 Richmond	31	H
26 Michigan	33	H
50 Baltimore	32	R
43 Randolph Macon	27	H
29 Washington & Lee	31	R
42 VMI	27	R
39 Georgetown	57	R
40 Duke	35	H
24 North Carolina	43	R
34 Duke	44	R
42 VPI	35	H
34 Navy	37	R
27 NYU	42	H
36 Washington & Lee	32	H
45 William & Mary	38	H
43 VMI	33	H
49 Catholic	33	H
43 Washington College	42	R
39 Virginia	23	R
57 Dickinson	27	H
56 Johns Hopkins	30	H
38 St. Johns	29	H
45 Citadel	43	S
32 Duke	35	S

**1938-39**

15-9 (9-2 H; 4-6 R; 2-1 N)  
8-3 N

Maryland		
34 Richmond	41	R
45 Clemson	35	H
44 Davidson	27	H
24 Pennsylvania	36	R
25 Army	45	R
37 Navy	47	R
37 Duke	34	H
34 North Carolina	32	H
34 Hampden-Sydney	25	H
31 Virginia	21	H
60 Duke	44	R
66 North Carolina	41	R
40 N.C. State	46	R
25 Georgetown	39	H
39 Washington & Lee	37	H
49 William & Mary	57	H
48 St. Johns	20	R
53 UM	35	H
40 Catholic	38	R
24 George Washington	37	R
47 Washington College	37	H
47 Richmond	32	S
53 N.C. State	29	S
27 Clemson	39	S

**1939-40**

14-9 (9-2 H; 4-6 R; 1-1 N)  
7-4 SC

Maryland		
48 Western Maryland	32	H
47 Randolph Macon	16	H
53 Clemson	26	H
34 Pennsylvania	41	R
51 Rutgers	39	R
53 Rhode Island State	59	R
32 Duke	30	H
35 Richmond	19	H
28 Georgetown	27	R
49 VPI	41	H
25 Washington & Lee	44	H
43 NC State	36	R
30 Clemson	48	R
30 South Carolina	33	R
37 Duke	48	R
49 Johns Hopkins	36	H
60 VMI	33	R
19 Washington & Lee	39	R
46 Catholic	31	H
27 VMI	25	H
26 George Washington	44	H
43 Washington & Lee	30	S
32 Duke	44	S

**1940-41**

1-21 (1-10 H; 0-11 R)  
0-13 SC

Maryland		
36 Richmond	48	H
24 Johns Hopkins	38	R
34 Clemson	48	H
32 Pennsylvania	43	R
26 Duke	40	H
41 Washington & Lee	59	R
30 VMI	64	R
34 Georgetown	51	R
36 North Carolina	55	H
17 Richmond	38	R
17 Duke	43	R
29 North Carolina	44	R
27 Navy	52	R
18 Virginia	47	R
15 Washington & Lee	42	H
28 George Washington	61	R
40 William & Mary	58	H
43 Connecticut	52	H
45 Rutgers	50	H
27 VMI	41	H
39 VPI	48	H
26 Washington College	18	H

**1941-42**

7-15 (4-5 H; 3-10 R)  
3-8 SC

Maryland		
41 Richmond	23	R
34 William & Mary	39	R
36 West Virginia	63	R
15 Seton Hall	59	R
40 CCNY	57	R
48 St. Johns (NY)	64	R
35 Virginia	34	R
33 Duke	37	R
28 Washington College	25	H
51 Georgetown	42	R
29 George Washington	47	H
36 Virginia	26	H
41 VMI	46	R
44 Washington & Lee	52	R
28 Washington & Lee	30	H
47 Navy	61	R
42 William & Mary	32	H
27 West Virginia	41	H
32 Army	44	R
30 North Carolina	34	H
46 Duke	64	H
39 VMI	36	H

**1942-43**

8-8 (5-3 H; 3-5 R)  
5-5 SC

Maryland		
32 Richmond	28	H
47 North Carolina	40	H
53 Virginia	49	H
49 Pennsylvania	51	R
40 Washington & Lee	50	R
34 VMI	35	R
43 George Washington	48	R
63 Navy	54	R
40 Army	44	R
43 Duke	46	H
55 Washington & Lee	35	H
56 Virginia	42	R
40 North Carolina	31	R
36 Georgetown	46	H
51 William & Mary	36	H
35 VMI	36	H

**1943-44**

4-14 (3-6 H; 1-7 R; 0-1 N)  
2-1 SC

Maryland		
33 Quantico Marines	59	H
39 Marshall	46	H
20 Bainbridge Navy	52	H
20 Virginia	52	R
43 VMI	36	H
43 Hampden Sydney	51	H
25 Bainbridge Navy	78	R
29 Fort Bevor	60	H
33 Catholic	31	H
26 Virginia	49	H
33 Catholic	53	R
34 Richmond	65	R
48 Woodrow Gen Hosp	26	H
25 Woodrow Gen Hosp	35	R
31 VMI	29	R
35 Navy	69	R
22 Army	85	R
23 N.C. State	42	S

**1944-45**

2-14 (1-5 H; 1-8 R; 0-1 N)  
2-5 SC

Maryland		
26 Gallaudet	27	H
28 North Carolina	53	R
24 Duke	51	R
32 NC State	46	R
33 Navy	70	R
46 VMI	28	H
34 Marine Corps Inst.	50	H
42 N.C. State	57	H
42 Hampden-Sydney	43	H
26 Virginia	57	R
27 VMI	35	R
33 Virginia	61	H
53 William & Mary	46	R
41 Merchant Marine	54	R
34 Army	54	R
49 Duke	76	S

**1945-46**

9-12 (8-4 H; 1-7 R; 0-1 N)  
5-5 SC

Maryland		
61 Marine Corps Inst.	46	H
43 Marshall	50	H
47 Quantico Marines	50	H
25 Duke	59	R
47 N.C. State	39	R
28 North Carolina	64	R
35 Navy	44	R
37 N.C. State	33	H
45 Virginia	48	R
43 Duke	38	H
35 Hampden-Sydney	32	H
48 George Washington	35	H
31 North Carolina	33	H
37 Virginia	36	H
43 Merchant Marine	39	H

37 Richmond	31	H
36 William & Mary	42	R
33 West Virginia	35	H
25 Army	52	R
31 Merchant Marine	48	R
27 N.C. State	54	S

**1946-47**

14-10 (9-3 H; 5-6 R; 0-1 N)  
9-4 SC

Maryland		
43 West Virginia	81	R
49 Western Maryland	39	H
41 Johns Hopkins	36	H
62 Quantico Marines	48	R
42 North Carolina	58	R
39 Richmond	41	H
44 George Washington	43	H
65 Washington & Lee	60	R
57 VPI	49	R
61 VMI	50	R
61 North Carolina	57	H
27 Navy	55	R
59 Washington & Lee	50	H
55 Georgetown	49	H
48 George Washington	63	H
49 Richmond	68	R
55 VPI	42	H
38 Duke	40	H
47 Kings Point	73	R
57 Army	54	R
52 Citadel	40	H
53 VMI	45	H
54 Pennsylvania	80	R
43 N.C. State	55	S



**"FLUCIE" STEWART**  
3 Seasons:  
1947-48 to 1949-50  
Record: 27-48  
Conference: 22-27

**1947-48**

11-14 (6-4 H; 5-9 R; 0-1 N)  
9-7 SC

Maryland		
63 Western Maryland	58	R
52 Loyola	63	H
59 Davidson	58	H
64 Washington & Lee	70	R
53 VMI	46	R
64 Johns Hopkins	53	R
46 North Carolina	70	R
42 Duke	53	R
40 Georgetown	52	R
49 Clemson	42	H
44 Virginia	64	R
47 Navy	51	R
68 South Carolina	54	H
63 VMI	48	H
44 Army	48	R
64 Washington & Lee	38	H
49 George Washington	65	R
47 North Carolina	51	H
56 Virginia	68	H
60 Richmond	53	H
54 South Carolina	53	R
63 Clemson	61	R
62 Richmond	64	R
35 George Washington	59	H
51 Davidson	58	S

**1948-49**

9-18 (4-5 H; 5-12 R; 0-1 N)  
8-7 SC

Maryland		
49 Temple	67	R
60 VPI	51	H
75 Loyola (Baltimore)	77	R
45 Richmond	54	H
47 Virginia	53	H
74 Clemson	50	H
47 North Carolina	55	R
49 Davidson	52	R
43 Virginia	79	R
51 Georgetown	53	R
67 Pennsylvania	81	R
46 Navy	52	R
54 George Washington	66	H
43 Miami (Ohio)	42	R
48 Miami (Ohio)	58	R
33 Cincinnati	70	R
53 VMI	45	R
66 Washington & Lee	60	R
79 South Carolina	49	H
42 North Carolina	66	H
52 Georgetown	56	H
57 South Carolina	56	R
49 Clemson	68	R
66 Richmond	51	R
42 George Washington	61	R
70 VMI	55	H
61 North Carolina	79	S

**1949-50**

7-18 (6-6 H; 1-12 R)  
5-13 SC

Maryland		
57 VPI	63	R
40 Tennessee	61	R
56 Virginia	66	R
65 Washington & Lee	46	H
52 Pennsylvania	54	R
55 Clemson	60	H
62 Navy	75	R
71 Ohio Wesleyan	75	H
53 North Carolina	55	R
46 Duke	58	R
71 Georgetown	65	R
52 William & Mary	56	H
49 Richmond	59	R
51 George Washington	72	H
56 William & Mary	64	R
65 VMI	53	H
56 North Carolina	69	H
61 VMI	62	R
67 Duke	57	H
56 South Carolina	61	H
70 Virginia	52	H
64 Davidson	61	H
67 Richmond	48	H
44 South Carolina	59	R
68 Clemson	70	R



**BUD MILLIKAN**  
17 Seasons:  
1950-51 to 1966-67  
Record: 243-182  
Conference: 130-109

**1960-61**

16-11 (10-3 H; 5-7 R; 1-1 N)  
11-8 SC

Maryland		
59 Virginia	57	H
65 Pennsylvania	74	R





77 Wake Forest	79 H
74 North Carolina	64 H
73 Virginia	79 R
63 Duke	84 R
78 Georgetown	81 H
68 Clemson	83 R
64 South Carolina	74 R
67 Clemson	81 A

**1964-65**

18-8 (9-3 H; 8-4 R; 1-1 N)  
10-4 ACC (T2nd)

<b>Maryland</b>	
72 Penn State	71 H
82 George Washington	80 H
59 Virginia	61 R
62 N.C. State	63 H
73 West Virginia	80 H
82 Wake Forest	64 H
61 Kansas	63 H
66 Tulsa	59 R
73 Miami (Fla.)	80 R
76 North Carolina	68 H
67 Clemson	65 R
75 South Carolina	70 R
77 Navy	58 H
93 Wake Forest	85 R
67 N.C. State	73 R
91 North Carolina	80 R
64 Duke	82 R
86 West Virginia	78 R
85 Georgetown	67 R
52 Virginia	47 H
70 Navy	57 R
85 Duke	82 H
88 Clemson	71 H
73 South Carolina	59 H
61 Clemson	50 A
67 N.C. State	76 A

**1966-66**

14-11 (7-3 H; 7-7 R; 0-1 N)  
7-7 ACC (5th)

<b>Maryland</b>	
61 Penn State	65 R
87 Wake Forest	66 H
59 N.C. State	48 H
62 Kansas	71 R
63 Kansas State	57 R
77 Georgetown	59 H
74 West Virginia	76 R
69 Houston	68 R
77 Dayton	75 R
52 North Carolina	67 R
62 Virginia	65 H
61 Duke	76 R
58 N.C. State	60 R
107 George Washington	81 R
66 Clemson	71 R
78 South Carolina	63 R
76 North Carolina	66 H
86 Wake Forest	78 R
74 Navy	69 H
107 West Virginia	92 H
71 Virginia	64 R
69 Duke	74 H
56 South Carolina	42 H
69 Clemson	81 H
70 North Carolina	77 A

**1968-87**

11-14 (5-5 H; 6-8 R; 0-1 N)  
5-9 ACC (T5th)

<b>Maryland</b>	
76 Penn State	53 H
54 N.C. State	38 R
63 South Carolina	65 H
85 Virginia	65 R
50 Oklahoma State	49 R
53 Memphis State	55 R
59 Wake Forest	68 H
66 Davidson	65 R

57 Army	54 R
60 N.C. State	55 H
82 West Virginia	81 R
69 Duke	72 H
68 Clemson	48 H
58 West Virginia	61 H
53 South Carolina	80 R
77 North Carolina	85 R
78 George Washington	52 H
49 Georgetown	80 R
87 Virginia	76 H
65 Navy	66 R
58 Duke	81 R
78 North Carolina	79 H
61 Clemson	65 R
64 Wake Forest	78 R
54 South Carolina	57 A



**FRANK FELLOWS**  
2 Seasons:  
1967-68 to 1968-69  
Record: 16-34  
Conference: 6-22

**1967-89**

8-16 (7-3 H; 1-12 R; 0-1 N)  
4-10 ACC (6th)


<b>Maryland</b>	
71 Penn State	76 R
84 George Washington	53 R
62 N.C. State	75 H
66 South Carolina	65 H
60 Wake Forest	73 R
53 Texas El Paso	70 R
72 Southern Illinois	73 R
59 South Carolina	68 R
52 N.C. State	68 R
79 West Virginia	75 H
52 Duke	84 H
93 Clemson	94 R
76 Navy	72 H
73 Miami (Fla.)	93 R
67 North Carolina	73 H
64 Duke	85 R
66 West Virginia	83 R
85 Virginia	76 H
87 Wake Forest	74 H
60 North Carolina	83 R
81 Clemson	68 H
68 Virginia	70 R
68 Georgetown	60 H
54 NC State	63 A

**1968-69**

8-18 (4-6 H; 4-11 R; 0-1 N)  
2-12 ACC (T7th)

<b>Maryland</b>	
66 Penn State	56 H
65 West Virginia	86 R
67 South Carolina	79 R
63 Princeton	72 H
87 Wake Forest	95 R
99 George Washington	96 H
89 Marshall	80 R
35 Miami (Fla.)	92 R
69 Davidson	83 R
95 Wichita	83 R
71 Wake Forest	93 R
69 N.C. State	85 R
67 South Carolina	69 H

85 Duke	96 R
83 Clemson	78 H
77 Virginia	78 H
87 North Carolina	107 R
81 N.C. State	86 H
91 West Virginia	84 H
83 Duke	93 H
68 Navy	72 R
78 Virginia	84 R
86 North Carolina	88 H
84 Clemson	83 R
83 Georgetown	78 R
71 South Carolina	92 A



**CHARLES "Lefty" DRIESELL**  
17 Seasons:  
1969-70 to 1985-86  
Record: 348-159  
Conference: 122-100

**1969-70**

13-13 (10-4 H; 3-8 R; 0-1 N)  
5-9 ACC (6th)

<b>Maryland</b>	
97 Buffalo	77 H
92 George Washington	71 R
67 Princeton	75 R
87 Wake Forest	104 H
68 South Carolina	101 H
54 Army	69 H
94 Fordham	71 H
94 Delaware	58 H
57 N.C. State	91 R
96 Wake Forest	88 R
83 West Virginia	76 H
44 South Carolina	55 R
75 Clemson	63 R
73 Navy	57 H
97 Maine	68 H
52 Duke	50 H
69 North Carolina	77 H
54 N.C. State	64 R
81 Georgetown	71 H
69 Virginia	71 R
83 North Carolina	90 R
76 Duke	87 R
103 Clemson	85 H
78 West Virginia	83 R
79 Virginia	71 H
57 N.C. State	67 A

**1970-71**

14-12 (11-4 H; 3-7 R; 0-1 N)  
5-9 ACC (T6th)

<b>Maryland</b>	
86 Delaware	73 H
109 Buffalo	70 H
85 Lehigh	66 H
72 Wake Forest	71 H
70 South Carolina	96 R
79 Georgetown	96 R
80 Tampa	72 H
111 Miami (Fla.)	77 H
99 Richmond	67 H
81 N.C. State	83 H
31 South Carolina	30 H
56 Clemson	52 H
69 George Washington	67 H
88 Loyola (Md.)	69 R
70 North Carolina	105 R
61 N.C. State	71 R

88 Duke	79 R
63 Virginia	78 R
67 Duke	70 H
76 North Carolina	100 H
56 Seton Hall	55 R
45 Clemson	51 R
81 West Virginia	83 H
66 Wake Forest	72 R
89 Virginia	84 H
63 South Carolina	71 A

**1971-72**

27-5 (14-0 H; 7-4 R; 6-1 N)  
8-4 ACC (T2nd)  
NIT Champions

<b>Maryland</b>	
100 Brown	83 H
118 George Washington	96 R
57 Virginia	78 R
79 Georgetown	46 H
86 Canisius	77 H
73 Loyola	60 R
102 Holy Cross	79 R
103 Western Kentucky	67 H
90 St. John's	69 H
83 N.C. State	70 H
61 Clemson	63 R
49 Wake Forest	46 R
85 Navy	60 R
82 Buffalo	58 H
72 North Carolina	92 R
66 N.C. State	65 R
77 Duke	58 H
85 Duquesne	71 H
78 Long Island Univ.	60 R
79 North Carolina	77 H
67 Clemson	57 H
76 Richmond	61 H
59 Duke	68 R
64 Wake Forest	56 H
45 Virginia	42 H
54 Clemson	52 A
62 Virginia	57 A
64 North Carolina	73 A
67 St. Joseph's	55 T
71 Syracuse	65 T
91 Jacksonville	77 T
100 Niagara	69 T

**1972-73**

23-7 (12-1 H; 8-4 R; 3-2 N)  
7-5 ACC (3rd)

<b>Maryland</b>	
127 Brown	82 H
82 Richmond	50 R
107 Canisius	80 H
99 Georgetown	73 R
88 George Washington	79 H
90 Georgia Tech	55 H
90 Syracuse	76 H
76 Kent State	58 H
79 Clemson	75 R
93 Virginia	74 H
85 N.C. State	87 H
76 Navy	67 R
105 Wake Forest	76 H
100 Long Island	73 H
94 North Carolina	88 H
78 NC State	89 R
81 Duke	85 R
83 Fordham	72 R
93 Buffalo	64 H
85 North Carolina	95 R
89 Clemson	66 H
81 Duquesne	71 R
96 Duke	68 H
60 Wake Forest	62 R
92 Virginia	81 R
77 Clemson	61 A
73 Wake Forest	65 A
74 N.C. State	76 A
91 Syracuse	75 C
89 Providence	103 C

**1973-74**

23-5 (12-1 H; 9-3 R; 2-1 N)  
9-3 ACC (T2nd)

<b>Maryland</b>	
64 UCLA	65 R
106 Eastern Kentucky	57 H
115 Georgetown	83 H
78 San Francisco	60 R
53 Santa Clara	32 R
102 Holy Cross	75 H
58 Boston College	37 H
96 Richmond	60 R
89 Clemson	60 H
72 Wake Forest	59 R
74 N.C. State	80 R
112 Fordham	73 H
72 Navy	50 R
86 Canisius	73 H
73 North Carolina	82 R
80 N.C. State	86 H
101 Duke	83 H
88 Virginia	81 R
92 George Washington	71 R
91 North Carolina	80 H
56 Clemson	54 R
98 Duquesne	72 H
64 Duke	61 R
77 Wake Forest	68 H
110 Virginia	75 H
85 Duke	66 A
105 North Carolina	85 A
100 N.C. State	103 A

**1974-75**

24-5 (12-2 H; 10-1 R; 2-2 N)  
10-2 ACC  
ACC REGULAR SEASON  
CHAMPIONS

<b>Maryland</b>	
106 Richmond	81 H
99 Wake Forest	78 R
99 Long Island	84 H
104 Georgetown	71 R
113 DePaul	49 H
81 George Washington	67 R
105 Georgia Tech	67 H
75 UCLA	81 H
96 RppalachianState	50 H
90 Notre Dame	82 H
83 Duke	77 H
89 Wake Forest	73 H
103 N.C. State	85 H
87 Navy	73 R
82 Clemson	83 R
66 North Carolina	69 H
98 N.C. State	97 R
86 Virginia	79 H
65 Fordham	46 R
104 Duke	80 R
96 North Carolina	74 R
70 Virginia	51 R
103 Duquesne	82 R
70 Clemson	64 H
104 East Tennessee	87 H
85 N.C. State	87 A
83 Creighton	79 C
83 Notre Dame	71 C
82 Louisville	96 C

**1975-76**

22-6 (13-2 H; 8-3 R; 1-1 N)  
7-5 ACC (T2nd)

<b>Maryland</b>	
127 East Carolina	84 H
99 DePauw	42 H
98 Richmond	71 R
122 Boston University	82 H
93 Georgia Tech	65 H
81 Fordham	56 H
70 UNC Charlotte	60 H
104 Seton Hall	69 H
66 Princeton	59 H
111 Long Island	88 H

# TERPS THROUGH THE YEARS

82 George Washington	72 R
93 Wake Forest	96 R
87 N.C. State	69 R
87 Navy	69 R
77 Clemson	82 H
93 North Carolina (ot)	95 R
102 N.C. State	84 H
69 Notre Dame	63 R
69 Virginia	66 R
102 Duke	91 H
69 North Carolina	81 H
98 Clemson	89 R
72 Georgetown	63 R
67 Duke	69 R
105 Wake Forest	91 H
81 Virginia	73 H
80 Duke (ot)	78 A
65 Virginia	73 A

## 1976-77

19-8 (15-4 H; 3-3 R; 1-1 N)  
7-5 ACC (4th)

<b>Maryland</b>	
79 Notre Dame (ot)	80 H
86 Ball State	70 H
49 Long Island	45 H
58 Princeton	45 H
80 East Carolina	69 H
92 DePaul	74 H
76 Appalachian St.	74 H
106 Bucknell	72 H
84 Xavier	74 H
96 Syracuse	85 H
90 Richmond	87 H
85 Wake Forest (ot)	86 H
87 N.C. State	80 H
62 Navy	54 N
71 Clemson	93 R
68 North Carolina	71 H
75 N.C. State	73 R
76 George Washington	86 H
82 Virginia	67 H
65 Duke (ot)	64 R
70 North Carolina	97 R
84 Clemson	78 H
88 Pittsburgh	75 H
85 Duke	72 H
81 Wake Forest	80 R
68 Virginia	77 R
72 N.C. State	82 A

## 1977-78

15-13 (10-4 H; 1-8 R; 4-1 N)  
3-9 ACC (6th)

<b>Maryland</b>	
95 Bucknell	62 H
78 American	65 N
91 Georgetown	87 N
89 Penn State	80 N
130 East Carolina	106 H
90 George Washington	101 R
94 Long Island	64 H
99 Army	77 H
91 Western Kentucky	78 H
65 Georgia Tech	63 H
78 Duke	88 H
75 Wake Forest	84 R
82 N.C. State	88 R
74 Air Force	73 H
90 Clemson	75 H
71 North Carolina	85 R
73 N.C. State	80 H
54 Notre Dame	69 R
64 Virginia	66 R
81 Nevada-Las Vegas	68 H
64 North Carolina	66 H
80 Clemson	75 R
86 Pittsburgh (ot)	89 R
70 Duke	81 R

91 Wake Forest	89 H
70 Virginia	79 H
109 N.C. State (3 ot)	108 A
69 Duke	81 A

## 1978-79

19-11 (12-4 H; 4-4 R; 3-3 N)  
6-6 ACC (4th)

<b>Maryland</b>	
107 Bucknell	97 H
65 Georgetown	68 N
81 Air Force	68 R
88 Nevada-Las Vegas	94 R
69 Penn State	61 N
86 Biscayne	60 H
82 East Carolina	71 H
124 N.C. State	110 H
129 Canisius	103 H
62 St. Joseph's (ot)	56 H
83 Southern California	79 H
84 George Washington	72 H
60 Wake Forest	66 H
82 N.C. State (2ot)	81 R
84 Louisville	99 H
77 Clemson	63 R
53 North Carolina	54 H
82 Navy	62 H
66 Notre Dame	65 H
63 Virginia	69 H
78 Duke	87 R
67 North Carolina	76 R
77 Clemson	69 H
70 Duke	68 H
54 Wake Forest	53 R
72 Virginia	75 R
75 Clemson	67 A
79 North Carolina	102 A
67 Rhode Island (3 ot)	65 T
72 Ohio State	79 T

## 1979-80

24-7 (16-0 H; 4-4 R; 4-3 N)  
11-3 ACC  
ACC REGULAR SEASON  
CHAMPIONS

<b>Maryland</b>	
82 U.M.E.S.	58 H
56 Penn State	55 N
71 Georgetown	83 N
72 Brown	59 H
113 Catholic	79 H
70 Georgia Tech	60 H
95 Bucknell	73 H
115 Miami (Ohio)	76 H
85 Temple	63 H
83 Georgia Tech	73 R
84 Wake Forest	76 R
62 N.C. State	67 R
95 Pittsburgh	88 H
84 Clemson	83 H
92 North Carolina	86 R
66 N.C. State	62 H
63 Notre Dame	64 R
63 Virginia	61 R
101 Duke	82 H
70 North Carolina	69 H
81 Clemson	90 R
99 Boston	76 H
85 East Carolina	72 H
61 Duke	66 R
83 Wake Forest	77 H
82 Virginia	71 H
52 George Tech(ot)	49 A
91 Clemson	85 A
72 Duke	73 A
86 Tennessee	75 C
68 Georgetown	74 C

## 1980-81

21-10 (13-3 H; 6-5 R; 3-2 N)  
8-6 ACC (4th)

<b>Maryland</b>	
86 Navy	64 H
95 American	65 H
96 Wagner	73 R
83 Syracuse	73 R
109 Fairleigh Dickinson	83 H
67 Louisville	78 R
82 N.C. State (ot)	75 H
66 Georgia Tech	55 R
114 Marshall	89 H
74 St. Joseph's	57 H
69 William & Mary	64 H
66 North Carolina	75 R
94 Duke	79 H
64 Virginia	66 H
68 Clemson(ot)	62 R
81 U.M.E.S.	65 H
70 Notre Dame	73 H
69 Pittsburgh (ot)	66 R
72 George Tech	64 H
60 Wake Forest	67 R
54 Duke	55 R
72 Clemson	70 H
63 North Carolina	76 H
94 Wake Forest	80 H
76 N.C. State	72 R
63 Virginia	74 R
56 Duke	53 A
85 Virginia	62 A
60 North Carolina	61 A
81 Tenn Chattanooga	69 C
64 Indiana	99 C

## 1981-82

16-13 (13-3 H; 2-8 R; 1-2 N)  
5-9 ACC (5th)

<b>Maryland</b>	
49 St. Peter's	42 H
82 Lafayette	58 H
87 Long Island	79 H
74 George Mason	62 H
76 U.M.E.S.	64 H
75 Towson State	59 H
53 N.C. State	74 R
90 Ohio University	64 H
43 Georgia Tech	45 H
57 UCLA	90 R
50 North Carolina	66 H
40 Duke	36 R
40 Virginia (ot)	45 R
62 Clemson	57 H
91 Canisius	73 H
51 Notre Dame	55 R
50 William & Mary	43 R
61 Georgia Tech	64 R
61 Wake Forest	56 H
77 Duke	60 H
94 Hofstra	59 H
56 North Carolina	59 R
66 Clemson	75 R
42 Wake Forest	48 R
38 N.C. State	52 H
47 Virginia (ot)	46 H
28 N.C. State	40 A
66 Richmond	50 T
69 Georgia	83 T

## 1982-83

20-10 (14-3 H; 5-4 R; 1-3 N)  
8-6 ACC (T3rd)

<b>Maryland</b>	
79 Penn State	97 N
91 U.M.E.S.	70 H
67 Canisius	66 R
56 St. Joseph's	64 H
85 Duquesne	64 H
66 Towson	56 H
80 UCLA (2 ot)	79 H

73 American	71 H
56 William & Mary	51 H
64 Virginia	83 H
71 North Carolina	72 R
67 Duke	56 H
80 Clemson	61 R
68 Notre Dame	67 H
55 Holy Cross	53 R
56 N.C. State	81 H
98 Navy	73 H
87 Old Dominion	67 H
77 Georgia Tech	68 H
66 Wake Forest	79 R
106 North Carolina	94 H
92 Clemson	88 H
101 Duke	90 R
60 Georgia Tech	70 R
83 Wake Forest	75 H
67 N.C. State	58 R
81 Virginia	83 R
58 North Carolina (ot)	64 A
52 Tenn Chattanooga	51 C
50 Houston	60 C

## 1983-84

24-8 (13-2 H; 6-4 R; 5-2 N)  
9-5 ACC (2nd)  
ACC TOURNAMENT  
CHAMPIONS

<b>Maryland</b>	
108 Johns Hopkins	65 H
68 Ohio State	72 N
77 Canisius	55 H
67 Penn State	58 N
78 Duquesne	67 R
104 U.M.E.S.	69 H
89 Boston College	76 H
58 Randolph Macon	52 H
96 LaSalle	83 H
59 N.C. State	55 R
58 William & Mary	44 H
62 North Carolina	74 H
81 Duke	75 R
85 Clemson	72 H
69 Old Dominion	58 R
47 Notre Dame	52 R
67 Virginia	66 R
70 Georgia Tech	71 R
87 Wake Forest	90 R
84 Duke	89 H
61 Dayton	59 H
66 Clemson	65 R
63 North Carolina	78 R
79 Georgia Tech	74 H
90 Wake Forest	79 H
63 N.C. State	50 H
74 Virginia	65 H
69 N.C. State	63 A
66 Wake Forest	64 A
74 Duke	62 A
102 West Virginia	77 C
70 Illinois	72 C

## 1984-85

25-12 (14-2 H; 7-6 R; 4-4 N)  
8-6 ACC (T4th)

<b>Maryland</b>	
56 Kansas	58 N
54 Alaska	52 R
72 Tennessee	49 N
56 West Virginia	47 H
95 Cleveland State	84 H
59 Alabama	54 R
76 Ohio State	73 H
87 U.M.E.S.	48 H
81 Loyola	74 R
78 Iowa (ot)	68 N
79 Hawaii	71 R
69 Georgia Tech	70 N
58 N.C. State	56 H
61 Dayton	67 R
74 North Carolina	75 R
78 Duke (ot)	76 H
94 Clemson	84 H
76 U.N.L.V.	78 R
99 Holy Cross	75 H

77 Notre Dame	85 H
77 Villanova	74 H
71 Virginia	58 H
60 Georgia Tech	72 H
87 Old Dominion	75 H
64 Wake Forest	62 R
62 Duke	70 R
54 North Carolina	60 H
64 Clemson	71 R
43 Georgia Tech	48 R
91 Towson State	38 H
69 Wake Forest	66 H
71 N.C. State	70 R
60 Virginia	55 R
73 Duke	86 A
69 Miami (OH) (ot)	68 C
64 Navy	59 C
43 Villanova	46 C

## 1985-86

19-14 (10-5 H; 6-7 R; 3-2 N)  
6-8 ACC (6th)

<b>Maryland</b>	
84 Northeastern	72 H
81 George Mason	80 R
66 Ohio State	78 R
74 F Dickinson	51 H
77 Wm. & Mary	48 H
61 UNLV	64 H
42 West Virginia	41 R
91 Towson State	58 H
60 Alabama	58 H
67 Stanford	65 N
92 Hawaii Pacific	85 R
75 Duke	81 H
74 Rand Macon	sO H
67 Georgia Tech	68 R
67 North Carolina	71 H
49 Virginia	70 R
55 N.C. State	67 H
68 Duke	80 R
77 Wake Forest	55 H
62 Villanova	64 R
62 Notre Dame	69 R
78 Clemson	69 H
67 N.C. State	66 R
60 Clemson	70 R
91 UMES	44 H
77 N. Carolina	72 R
70 Georgia Tech	77 H
59 Wake Forest	48 R
87 Virginia	72 H
85 N. Carolina	75 A
62 Georgia Tech	64 A
69 Pepperdine	64 C
64 UNLV	70 C



**BOB WADE:**

3 Seasons:  
1986-87 to 1988-89  
Record: 36-50  
Conference: 7-35

## 1988-87

9-17 (8-8 H; 1-8 R; 0-1 N)  
0-14 ACC (8th)

<b>Maryland</b>	
76 Winthrop	58 H
70 Fairleigh Dickinson	59 H
50 Notre Dame	63 H
47 NC State	69 R
79 Towson State	71 H
65 North Carolina	98 R
64 Virginia	71 H
61 Duke	85 H
64 Clemson	72 R

77 Bucknell	68 H
65 West Virginia	62 H
73 Old Dominion	87 R
90 James Madison	76 R
72 Georgia Tech	76 R
58 Wake Forest	69 R
79 Clemson	80 H
67 Duke	76 R
74 Georgia Tech	78 H
86 North Carolina	93 H
73 Central Florida	55 H
78 UMBC	64 H
68 Wake Forest	75 H
72 NC State	85 H
117 UMES	51 H
77 Virginia	82 R
63 North Carolina	82 A

**1987-88**

18-13 (8-4 H; 6-7 R; 4-2 N)  
6-8 ACC (5th)

Maryland	
74 Loyola (Md.)	60 N
77 Mississippi	69 N
65 Winthrop	52 H
49 West Virginia	75 R
82 Mt. St. Mary's	54 R
75 East Carolina	59 H
54 L.S.U.	55 R
82 South Carolina	77 H
88 Arkansas	61 H
93 Wake Forest	76 H
85 Missouri	93 R
68 Clemson	53 H
65 North Carolina	71 H
72 Duke	69 R
72 Virginia	84 R
81 NC State	83 H
76 Notre Dame	75 R
70 Old Dominion	65 R
83 Georgia Tech	96 H
70 Clemson	66 R
83 Duke	90 H
82 Georgia Tech	104 R
73 North Carolina	74 R
101 UMES	51 H
70 Wake Forest	65 R
68 NC State	74 R
69 Virginia	63 H
84 Georgia Tech	67 A
64 North Carolina	74 A
92 Cal-Santa Barbara	82 C
81 Kentucky	90 C

**1988-89**

9-20 (5-9 H; 0-10 R; 4-1 N)  
1-13 ACC (8th)

Maryland	
74 Texas Christian	67 N
69 Georgia State	62 N
97 UMES	53 H
51 South Carolina	57 R
73 Morgan State	61 H
68 Arkansas	73 R
74 Monmouth	70 H
61 West Virginia	69 H
74 Lamar	65 N
51 Texas-El Paso	69 R
77 Louisiana State	79 H
60 Wake Forest	70 R
58 Clemson	75 R
72 North Carolina	88 R
72 Duke	82 H
58 Virginia(OT)	64 H
73 Missouri	87 H
67 N.C. State	90 H
78 UMBC	66 H
74 Georgia Tech	87 R
98 Clemson	87 H
60 Duke	86 R
66 Georgia Tech	67 H
75 North Carolina	86 H
61 Wake Forest	75 H
77 N.C. State	94 R
59 Virginia	86 R
71 N.C. State	49 A
58 North Carolina	88 A



**GARY WILLIAMS**

4 Seasons:  
1989-90 to Present  
Record: 61-57  
Conference: 18-42

**1989-90**

19-14 (12-4 H; 3-7 R; 4-3 N)  
6-8 ACC (T5th)

Maryland	
87 Delaware	53 H
105 Augusta College	74 H
51 South Carolina	52 N
78 Army	60 N
65 Connecticut	87 N
68 Jacksonville	53 H
63 Coppin State	70 H
104 George Mason	86 N
91 E. Tennessee State	86 N
98 CSU-Sacramento	68 N
110 Alcorn State	91 H
88 Wake Forest	82 H
77 Clemson	82 R
98 North Carolina	88 H
80 Duke	91 R
74 Virginia	72 R
61 Boston Univ.	65 R
84 South Florida	66 H
61 N.C. State	81 R
89 Virginia Tech	80 H
84 Georgia Tech	90 H
73 Clemson	75 H
111 Duke	114 H
78 Georgia Tech	80 R
80 North Carolina	76 R
64 Southern Cal	62 R
113 Md.-Baltimore Cty	61 H
74 Wake Forest	84 R
96 N.C. State	95 H
89 Virginia	74 H
84 Duke	104 A
91 Massachusetts	81 T
78 Penn State	80 T

**1990-91**

16-12 (11-3 H; 3-8 R; 2-1 N)  
5-9 ACC (7th)

Maryland	
93 Towson State	69 H
72 Southern Cal	59 H
85 West Virginia	90 R
85 Boston College	100 N
70 Jacksonville	71 R
93 UC-Irvine	79 H
64 Lafayette	48 H
86 Rutgers	81 N
78 South Carolina	69 N
62 Wake Forest	74 R
81 Clemson	65 H
92 Md.-Baltimore Cty	66 H
73 North Carolina	105 R
78 Duke	94 H
62 Virginia	76 H
87 South Florida	81 R
85 Boston University	59 H
104 N.C. State	100 H
72 American	69 H
65 Georgia Tech	80 R
69 Clemson	73 R
81 Duke	101 R
96 Georgia Tech	93 H
75 North Carolina	87 H
82 Virginia Tech	67 R
86 Wake Forest	78 H
91 N.C. State	114 R
78 Virginia	74 R

**1991-92**

14-15 (10-5 H; 2-7 R; 2-3 N)  
5-11 ACC (8th)


Maryland	
83 Mount St. Mary's	53 H
115 Md.-Eastern Shore	60 H
93 American	68 H
76 Providence	66 N
101 West Virginia	91 H
79 Louisville	96 R
83 Towson State	76 H
83 Rider College	69 H
79 Rutgers	95 N
64 Evansville	75 N
67 Georgia Tech (#15)	92 R
66 Duke (#1)	83 H
88 N.C. State	94 R
76 North Carolina (#14)	96 R
83 Florida State	91 H
76 Wake Forest	86 H
84 Clemson	71 H
75 Virginia	82 R
93 Florida State (#23)	85 R
65 Georgia Tech	67 H
77 N.C. State	74 H
89 Duke (#1)	91 R
70 Clemson	82 R
84 UNC-Greensboro	55 H
82 North Carolina (#10)	80 H
77 Wake Forest	66 R
74 Virginia	76 H
81 Clemson	75 N
87 Duke (#1)	94 N

**1992-93**

12-16 (8-7 H, 2-8 R, 2-1 N)  
2-14 ACC (8th)

Maryland		Opp.		
103	Md.-Baltimore Cty	80	H	W
72	at West Virginia	86	A	L
94	Md.-Eastern Shore	63	H	W
98	American	67	H	W
93	at La Salle	76	A	W
78	Towson State	68	H	W
103	Morgan State	63	H	W
72	Louisville	67	H	W
109	Howard	69	H	W
75	Georgia Tech	85	H	L
73	at North Carolina	101	A	L
85	at Florida State	105	A	L
73	Wake Forest	86	H	L
89	#Oklahoma	78	N	W
70	at N.C. State	65	A	W
72	at Clemson	82	A	L
62	Duke	78	H	L
68	Virginia	70	H	L
79	at Georgia Tech	93	A	L
63	North Carolina	77	H	L
83	Florida State	87	H	L
64	at Wake Forest	88	A	L
88	N.C. State	71	H	W
73	Clemson	81	H	L
79	at Duke	95	A	L
74	at Virginia	88	A	L
76	\$N.C. State	55	N	W
66	\$North Carolina	102	N	L

# Baltimore Arena, Baltimore, MD  
\$ ACC Tournament, Charlotte, NC



Maryland's 1971-72 team won a program record 27 games and were crowned the champions of the National Invitation Tournament.

**AP RANKINGS****1954**

1. Kentucky
2. LaSalle
3. Holy Cross
4. Indiana
5. Duquesne
6. Notre Dame
7. Bradley
8. Western Kentucky
9. Penn State
10. Oklahoma A&M
20. **Maryland**

**1958**

1. West Virginia
2. Cincinnati
3. Kansas State
4. San Francisco
5. Temple
6. **Maryland**
7. Kansas
8. Notre Dame
9. Kentucky
10. Duke

**1972**

1. UCLA
2. North Carolina
3. Pennsylvania
4. Louisville
5. Long Beach St.
6. South Carolina
7. Marquette
8. S.W. Louisiana
9. Brigham Young
10. Florida State
14. **Maryland**

**1973**

1. UCLA
2. N.C. State
3. Long Beach
4. Providence
5. Marquette
6. Indiana
7. S.W. Louisiana
8. **Maryland**
9. Kansas State
10. Minnesota

**1974**

1. N.C. State
2. UCLA
3. Marquette
4. **Maryland**
5. Notre Dame
6. Michigan
7. Kansas
8. Providence
9. Indiana
10. Long Beach

**1975**

1. UCLA
2. Kentucky
3. Indiana
4. Louisville
5. **Maryland**
6. Syracuse
7. N.C. State
8. Arizona State
9. North Carolina
10. Alabama

**1976**

1. Indiana
2. Marquette
3. UNLV
4. Rutgers
5. UCLA
6. Alabama
7. Notre Dame
8. North Carolina
9. Michigan
10. W. Michigan
11. **Maryland**

**1980**

1. DePaul
2. Louisville
3. Louisiana State
4. Kentucky
5. Oregon State
6. Syracuse
7. Indiana
8. **Maryland**
9. Notre Dame
10. Ohio State

**1981**

1. DePaul
2. Oregon State
3. Arizona State
4. Louisiana State
5. Virginia
6. North Carolina
7. Notre Dame
8. Kentucky
9. Indiana
10. UCLA
18. **Maryland**

**1984**

1. North Carolina
2. Georgetown
3. Kentucky
4. DePaul
5. Houston
6. Illinois
7. Oklahoma
8. Arkansas
9. Texas-El Paso
10. Purdue
11. **Maryland**

**UPI Rankings****1958**

1. West Virginia
2. Cincinnati
3. San Francisco
4. Kansas State
5. Temple
6. **Maryland**
7. Notre Dame
8. Kansas
9. Dayton
10. Indiana

**1972**

1. UCLA
2. North Carolina
3. Pennsylvania
4. Louisville
5. South Carolina
6. Long Beach St.
7. Marquette
8. S.W. Louisiana
9. Brigham Young
10. Florida State
11. **Maryland**

**1973**

1. UCLA
2. N.C. State
3. Long Beach
4. Marquette
5. Providence
6. Indiana
7. Kansas State
8. S.W. Louisiana
9. Minnesota
10. **Maryland**

**1974**

1. N.C. State
2. UCLA
3. Notre Dame
4. **Maryland**
5. Marquette
6. Providence
7. Vanderbilt
8. North Carolina
9. Indiana
10. Kansas

**1975**

1. Indiana
2. UCLA
3. Louisville
4. Kentucky
5. **Maryland**
6. Marquette
7. Arizona State
8. Alabama
9. N.C. State
10. North Carolina

**1976**

1. Indiana
2. Marquette
3. Rutgers
4. UNLV
5. UCLA
6. North Carolina
7. Alabama
8. Notre Dame
9. Michigan
10. Washington
13. **Maryland**

**1980**

1. DePaul
2. Louisiana State
3. Kentucky
4. Louisville
5. Oregon
6. Syracuse
7. Indiana
8. **Maryland**
9. Ohio State
10. Georgetown

**1981**

1. DePaul
2. Oregon State
3. Virginia
4. Louisiana State
5. Arizona State
6. North Carolina
7. Indiana
8. Kentucky
9. Notre Dame
10. Utah
20. **Maryland**

**1984**

1. North Carolina
2. Georgetown
3. Kentucky
4. DePaul
5. Houston
6. Illinois
7. Arkansas
8. Oklahoma
9. Texas-El Paso
10. **Maryland**

MARYLAND TERRAPINS

---

# MARYLAND OPPONENTS

---



# 1993-94 Atlantic Coast Conference Basketball Schedule

(ALL TIMES EASTERN — SUBJECT TO CHANGE)

	SUNDAY	MONDAY	TUESDAY	WEDNESDAY	THURSDAY	FRIDAY	SATURDAY
NOVEMBER	14	15	16	17 W. Kentucky at NORTH CAROLINA (ESPN-7:30) (Pre-Season NIT)	18	19 NORTH CAROLINA in NIT (ESPN-7:30)	20
	21	22	23	24 N. C. STATE in Alaskan Shootout (TBA) NORTH CAROLINA in NIT (ESPN-TBA)	25 WAKE FOREST vs. U. of Alaska (ESPN-Midnight)	26 MARYLAND vs. Georgetown (ESPN-2:00) (USAir Centre, Landover, Md.) N. C. STATE in Alaskan Shootout (TBA) WAKE FOREST in Alaskan Shootout (TBA) NORTH CAROLINA in NIT (ESPN-TBA)	27 Northeastern at DUKE (7:30) Cornell at MARYLAND (8:00) N. C. STATE in Alaskan Shootout (TBA) WAKE FOREST in Alaskan Shootout (TBA)
	28	29 Connecticut at VIRGINIA (7:00) Texas-Arlington at CLEMSON (7:30)	30 North Carolina A&T at GEORGIA TECH (7:30) Rider at MARYLAND (8:00)	1 Florida Atlantic at FLORIDA STATE (7:00) CLEMSON at Charleston Southern (7:30) Citadel at DUKE (7:30) Hawaii at NORTH CAROLINA (7:30) William & Mary at VIRGINIA (7:30) Winthrop at WAKE FOREST (7:30)	2 Western Carolina at GEORGIA TECH (7:30) UNC-Greensboro at N. C. STATE (7:30) Md. Baltimore County at MARYLAND (8:00)	3 NORTH CAROLINA vs. G. Washington (TV-9:00) (Diet Pepsi Tourney - Charlotte, N. C.)	4 Rice at VIRGINIA (11:00) Furman at CLEMSON (2:00) Xavier at DUKE (ESPN-7:30) Georgia State at GEORGIA TECH (7:30) Campbell at N. C. STATE (7:30) Richmond at WAKE FOREST (7:30) Morgan State at MARYLAND (8:00) NORTH CAROLINA in Diet Pepsi Tourney (TV-TBA)
DECEMBER	5 Bethune-Cookman at FLORIDA STATE (2:00)	6 South Carolina State at DUKE (7:30) Davidson at WAKE FOREST (7:30)	7 MARYLAND at Oklahoma (ESPN-9:30)	8 Kansas at N. C. STATE (7:30) WAKE FOREST at Vanderbilt (ESPN-7:30)	9 Colorado State at NORTH CAROLINA (7:30) Coppin State at VIRGINIA (7:30)	10	11 DUKE at Michigan (CBS-1:00) FLORIDA STATE at South Florida (7:00) Mercer at GEORGIA TECH (7:30) UNC-Asheville at N. C. STATE (7:30) VIRGINIA at Old Dominion (7:30)
	12	13	14	15 CLEMSON at Minnesota (7:00) GEORGIA TECH vs. Georgia (8:00) (The Omni, Atlanta, Ga.)	16	17	18 Ohio State at NORTH CAROLINA (ABC-1:30) Citadel at CLEMSON (2:00) Florida vs. FLORIDA STATE (7:00) (Orlando, Fla.) Vanderbilt vs. GEORGIA TECH (ESPN-7:30) (Kuppenheimer Classic - Atlanta, Ga.)
	19 CLEMSON vs. Davidson (2:00) (Charlotte, N. C.) Appalachian St. at WAKE FOREST (2:00)	20 Morgan State at FLORIDA STATE (7:00) Mount St. Mary's at GEORGIA TECH (7:30) NORTH CAROLINA at Pittsburgh (ESPN-9:00)	21	22 Mount St. Mary's at FLORIDA STATE (7:00) DUKE at Iowa (ESPN-7:30) Marshall at WAKE FOREST (7:30) VIRGINIA at Stanford (10:30) N. C. STATE at Oregon (10:35)	23 Towson State vs. MARYLAND (8:00) (Baltimore Arena, Baltimore, Md.)	24	25
26	27 GEORGIA TECH vs. Temple (7:00) (Holiday Festival, New York, N. Y.) CLEMSON vs. Evansville (TBA) (Rainbow Classic, Honolulu, Hawaii)	28 Minnesota at VIRGINIA (7:30) UCLA vs. N. C. STATE (9:00) (Greensboro Coliseum, Greensboro, N. C.) MARYLAND in Hall of Fame (TBA) (Springfield, Mass.)	29 CLEMSON in Rainbow Classic (TBA) GEORGIA TECH in Holiday Festival (TBA) MARYLAND in Hall of Fame (TBA)	30 CLEMSON in Rainbow Classic (TBA) UNC-Greensboro at FLORIDA STATE (7:00) California at WAKE FOREST (7:30) Western Carolina at DUKE (7:30) Liberty at VIRGINIA (7:30)	31	1	
JANUARY	2 Lafayette at FLORIDA STATE (2:00) Davidson at N. C. STATE (2:00) Marshall at NORTH CAROLINA (2:00)	3 Cambsus at WAKE FOREST (7:30) VIRGINIA at Nevada-Las Vegas (ESPN-11:55)	4 MARYLAND at GEORGIA TECH (RJ-8:00)	5 DUKE at CLEMSON (ESPN-7:00) Virginia Military at WAKE FOREST (7:30) N. C. STATE at NORTH CAROLINA (RJ-9:00)	6 FLORIDA STATE at VIRGINIA (ESPN-7:30)	7	8 NORTH CAROLINA at MARYLAND (RJ-1:30) UNC-Charlotte at CLEMSON (2:00) WAKE FOREST at FLORIDA STATE (3:30) GEORGIA TECH at DUKE (RJ-4:00)
	9 N. C. STATE at VIRGINIA (8:00)	10 Brown at DUKE (7:30) CLEMSON at Mercer (7:30)	11 FLORIDA STATE at MARYLAND (RJ-8:00)	12 VIRGINIA at CLEMSON (RJ-8:00) NORTH CAROLINA at GEORGIA TECH (ESPN-9:00)	13 WAKE FOREST at DUKE (ESPN-7:30)	14	15 CLEMSON at NORTH CAROLINA (RJ-1:30) GEORGIA TECH at Louisville (7:00) DUKE at VIRGINIA (RJ-4:00) MARYLAND at WAKE FOREST (4:00)
	16 FLORIDA STATE at N. C. STATE (RJ-2:00)	17	18	19 CLEMSON at FLORIDA STATE (7:00) GEORGIA TECH at WAKE FOREST (RJ-8:00) NORTH CAROLINA at VIRGINIA (ESPN-9:00)	20 DUKE at N. C. STATE (RJ-8:00)	21	22 FLORIDA STATE at DUKE (RJ-1:00) NORTH CAROLINA at Louisiana St. (CBS-3:00) N. C. STATE at MARYLAND (RJ-3:30) WAKE FOREST at CLEMSON (7:30)
23 VIRGINIA at GEORGIA TECH (RJ-2:00)	24 Appalachian State at CLEMSON (7:30) Butler at NORTH CAROLINA (7:30)	25	26 Notre Dame at DUKE (7:30) GEORGIA TECH at N. C. STATE (7:30) CLEMSON at MARYLAND (8:00) VIRGINIA at WAKE FOREST (RJ-8:00) NORTH CAROLINA at FLORIDA STATE (ESPN-9:00)	27	28	29 MARYLAND at DUKE (ESPN-12:00) FLORIDA STATE at GEORGIA TECH (RJ-1:30) N. C. STATE at CLEMSON (RJ-4:00)	
30 WAKE FOREST at NORTH CAROLINA (ABC-4:00)	31	1	2 MARYLAND at VIRGINIA (ESPN-7:00) GEORGIA TECH at CLEMSON (7:30) N. C. STATE at WAKE FOREST (RJ-9:00)	3 FLORIDA STATE at Massachusetts (ESPN-7:00) DUKE at NORTH CAROLINA (RJ-9:00)	4	5 WAKE FOREST at Rhode Island (1:00) CLEMSON at DUKE (RJ-1:30) GEORGIA TECH at MARYLAND (RJ-1:30) NORTH CAROLINA at N. C. STATE (RJ-4:00)	
FEB./MARCH	6 VIRGINIA at FLORIDA STATE (ABC-3:45)	7 N. C. STATE at Tennessee (7:30)	8 DUKE at GEORGIA TECH (RJ-8:00)	9 VIRGINIA at N. C. STATE (ESPN-7:00) South Carolina at CLEMSON (7:30)	10 FLORIDA STATE at WAKE FOREST (ESPN-7:30) MARYLAND at NORTH CAROLINA (RJ-8:00)	11	12 CLEMSON at VIRGINIA (RJ-12:00) MARYLAND at FLORIDA STATE (RJ-2:00) GEORGIA TECH at NORTH CAROLINA (ABC-3:30)
	13 DUKE at WAKE FOREST (ABC-1:30)	14	15	16 N. C. STATE at FLORIDA STATE (7:00) WAKE FOREST at MARYLAND (8:00) VIRGINIA at DUKE (ESPN-9:00)	17 NORTH CAROLINA at CLEMSON (ESPN-7:30)	18	19 FLORIDA STATE at CLEMSON (RJ-12:00) WAKE FOREST at GEORGIA TECH (ESPN-12:00) VIRGINIA at NORTH CAROLINA (RJ-2:00) Loyola at MARYLAND (8:00)
	20 N. C. STATE at DUKE (ABC-1:30)	21 FLORIDA STATE at Florida (7:30)	22 CLEMSON at WAKE FOREST (7:30) GEORGIA TECH at VIRGINIA (RJ-8:00)	23 MARYLAND at N. C. STATE (7:30) NORTH CAROLINA at Notre Dame (7:30) DUKE at FLORIDA STATE (ESPN-9:00)	24	25	26 MARYLAND at CLEMSON (RJ-12:00) N. C. STATE at GEORGIA TECH (RJ-12:00) WAKE FOREST at VIRGINIA (RJ-2:00) FLORIDA STATE at NORTH CAROLINA (ABC-3:30)
27 Temple at DUKE (ABC-3:45)	28 Florida Atlantic at N. C. STATE (7:30)	1	2 CLEMSON at N. C. STATE (7:30) VIRGINIA vs. Virginia Tech (7:30) (USAir Centre, Landover, Md.) DUKE at MARYLAND (8:00) NORTH CAROLINA at WAKE FOREST (RJ-9:00) GEORGIA TECH at FLORIDA STATE (ESPN-9:00)	3	4	5 WAKE FOREST at N. C. STATE (RJ-1:30) VIRGINIA at MARYLAND (RJ-4:00) CLEMSON at GEORGIA TECH (8:00) NORTH CAROLINA at DUKE (ESPN-7:30)	


**41st Annual ACC Tournament**  
**March 10-13**  
**Charlotte Coliseum, Charlotte, N.C.**

<b>Thursday, March 10</b>		
No. 8 vs. No. 9	ESPN	7:30
<b>Friday, March 11</b>		
No. 4 vs. No. 5	ESPN & RJ	12:00
No. 1 vs. 8/9 Winner	ESPN & RJ	2:00
No. 2 vs. No. 7	ESPN & RJ	7:00
No. 3 vs. No. 6	ESPN & RJ	9:00
<b>Saturday, March 12</b>		
4/5 Winner vs. 1/8-9 Winner	ESPN & RJ	1:30
2/7 Winner vs. 3/6 Winner	ESPN & RJ	3:30
<b>Sunday, March 13</b>		
Championship Game	ESPN & RJ	3:00

**Clemson**



Cliff Ellis



Devin Gray

Wednesday January 26, 1994; 8 p.m.  
 Cole Field House, College Park, MD  
 Saturday February 26, 1994; Noon-Raycom/Jefferson Pilot  
 Littlejohn Coliseum, Clemson, SC

Location: Clemson, SC  
 Enrollment: 17,667  
 Colors: Orange and Purple  
 Conference: Atlantic Coast  
 Nickname: Tigers  
 School Founded: 1889  
 Home Court and Capacity: Littlejohn Coliseum (11,020)  
 President: Dr. Max Lennon  
 Athletic Director: Bobby Robinson  
 Head Coach and Alma Mater: Cliff Ellis (Florida State, 1968)  
 Coaches Record at Institution and Years: 159-112 (9 years)  
 Coaches Career Record and Years: 330-196 (18 years)  
 Assistant Coaches and Alma Mater: Eugene Harris (Florida St., 1978),  
 Robbie Laing (Troy St., 1981), Carl Nash (Fort Lewis College, 1982)  
 Basketball Phone: (803) 656-2101  
 Letterwinners Returning/Lost: 11/2  
 Starter Returning/Lost: 4/1

Returning Starters	Pos.	Hgt.	Cl.	PPG	RPG
Andre Bovain	G	6-1	Sr.	9.6	4.9
Jeff Brown	G	6-3	Sr.	7.9	2.6
Devin Gray	F	6-6	Sr.	16.7	5.5
Sharone Wright	C	6-10	Jr.	15.0	10.5

1992-93 Record: 17-13  
 Conference Record/Finish: 5-11/7th  
 Post Season: NIT Tournament. Clemson def. Auburn, 84-72. Alabama  
 Birmingham def. Clemson 65-64.  
 Series Record: Maryland leads 65-36  
 Last Meeting: February 27, 1993; CU 81-MD 73 (at College Park, MD)  
 Sports Information Director: Tim Bourret  
 Sports Information Phone: (803) 656-2114  
 Assistant SID: Sam Blackman, Annabelle Vaughn  
 Home Phone Number: (803) 654-6240 (Bourret)  
 Sports Information Mailing Address: P. O. Box 632  
 Clemson, SC 29633  
 Fax Phone Number: (803) 656-0299  
 Press Row Phone Number: (803) 654-3326

**1993-94 Roster**

No.	Name	Ht.	Yr.	Pos	Hometown
3	Bruce Martin	6-2	Jr.	G	Shady Spring, WV
4	Frank Tomera	6-11	So.	C	Johnstown, PA
5	Andy Kelly	6-5	Sr.	F	Carthage, NC
10	Lou Richie	5-9	Sr.	G	Oakland, CA
11	Meri Code	6-2	Fr.	G	Greenville, SC
12	Kyle Freeman	6-2	So.	G	Pulaski, TN
24	Byron Morris	6-1	Sr.	G	Columbia, SC
31	Andre Bovain	6-1	Sr.	G	Columbia, SC
32	Jeff Brown	6-3	Sr.	G	Thibodaux, LA
33	Devin Gray	6-6	Jr.	F	Baltimore, MD
34	Sharone Wright	6-10	Jr.	C	Macon, GA
40	Corey Wallace	6-6	Sr.	F	Severn, MD
44	Wayne Buckingham	6-8	Sr.	C	Atlanta, GA
45	Rayfield Ragland	6-6	Jr.	F	Sheffield, AL

**1993-94 Schedule**

N29	Texas-Arlington	J24	Appalachian State
D1	at Charleston-Southern	J26	at Maryland
D4	Furman	J29	N.C. State
D15	at Minnesota	F2	Georgia Tech
D18	The Citadel	F5	at Duke
D19	Davidson	F9	South Carolina
	(Charlotte Coliseum)	F12	at Virginia
D27-30	at Rainbow Classic	F17	North Carolina
J5	Duke	F19	Florida State
J8	UNC-Charlotte	F23	at Wake Forest
J10	at Mercer	F26	Maryland
J12	Virginia	M2	at N.C. State
J15	at North Carolina	M5	at Georgia Tech
J19	at Florida State	M10-13	at ACC Tournament
J22	Wake Forest		

**Cornell University**



Saturday November 27, 1993; 8 p.m.  
 Cole Field House, College Park, MD

Location: Ithaca, NY  
 Enrollment: 12,900  
 Colors: Carnelian Red and White  
 Conference: Ivy League  
 Nickname: Big Red  
 School Founded: 1865  
 Home Court and Capacity: Newman Arena (4,500)  
 President: Frank H.T. Rhodes  
 Athletic Director: Laing Kennedy  
 Head Coach and Alma Mater: Al Walker (Brockport State, 1981)  
 Coaches Record at Institution and Years: 1st Year  
 Coaches Career Record and Years: 69-60 (5 years)  
 Assistant Coaches and Alma Mater: George Dorfman (Duke, 1985);  
 Tyrone Pitts (Penn, 1988)  
 Basketball Phone: (607) 255-7331  
 Letterwinners Returning/Lost: 3/6  
 Starter Returning/Lost: 2/3

Returning Starters	Pos.	Hgt.	Cl.	PPG	RPG
Zeke Marshall	F	6-4	Sr.	12.4	6.9

**1992-93 Roster**

No.	Name	Ht.	Yr.	Pos.	Hometown
11	Reggie Tolliver	6-3	So.	G	Pittsburgh, PA
14	Michael Roberts	6-2	Fr.	G	Andover, MA
20	Tim Nash	5-11	So.	G	Liverpool, NY
22	Brandt Schuckman	6-2	So.	G	Vincennes, IN
24	John Barbee	6-2	Jr.	G	Boulder, CO
30	Darth Vaughn	6-4	Fr.	F	Topeka, KN
31	James Escarzega	6-9	Jr.	C/F	Burlingame, CA
33	Jeremy Flagel	6-7	Fr.	F	Renton, WA
34	Brian Kopf	6-7	Jr.	F	Chicago, IL
44	Zeke Marshall	6-4	Sr.	F	Baltimore, MD
45	Justin Treadwell	6-7	Sr.	F	Knoxville, TN
50	Frank Ableson	6-2	Sr.	G	Jefferson, NJ
53	Joe Maurer	6-9	So.	F/C	Boonville, IN

**1993-94 Schedule**

N27	at Maryland	J22	Columbia
D1	at Syracuse	J28	Yale
D4	at St. Louis	J29	Brown
	at Princeton	F4	at Princeton
	at Penn	F5	at Penn
	at Harvard	F11	Harvard
	at Dartmouth	F12	Dartmouth
	at Brown	F18	at Brown
	at Yale	F19	at Yale
	at Dartmouth	F25	at Dartmouth
	at Harvard	F26	at Harvard
	Penn	M6	Penn
	Princeton	M7	Princeton



## Duke University



Saturday January 29, 1994; Noon-ESPN2  
Cameron Indoor Stadium, Durham, NC  
Wednesday March 2, 1994; 8 p.m.  
Cole Field House, College Park, MD

Location: Durham, NC  
Enrollment: 6,095  
Colors: Royal Blue and White  
Conference: Atlantic Coast  
Nickname: Blue Devils  
School Founded: 1838  
Home Court and Capacity: Cameron Indoor Stadium  
President: Dr. Nan Keonane  
Athletic Director: Tom Butters  
Head Coach and Alma Mater: Mike Krzyzewski (Army, 1969)  
Coaches Record at Institution and Years: 321-118 (13 years)  
Coaches Career Record and Years: 394-177 (18 years)  
Assistant Coaches and Alma Mater: Mike Brey (George Washington, 1982); Tommy Amaker (Duke, 1987); Pete Gaudet (Boston University, 1966)

Basketball Phone: (919) 684-3777  
Letterwinners Returning/Lost: 8/4  
Starters Returning/Lost: 3/2


Returning Starters	Pos.	Hgt.	Cl.	PPG	RPG
Grant Hill	G/F	6-8	Sr.	18.0	6.4
Antonio Lang	F	6-8	Sr.	6.9	5.5
Cherokee Parks	C	6-11	Jr.	12.3	6.9

1992-93 Record: 24-8  
Conference Record/Finish: 10-6/T3rd  
Post Season: NCAA Tournament. #3 seed Midwest Region. Duke def. Southern Illinois, 105-70; California def. Duke, 82-77.  
Series Record: Duke leads the series, 81-47  
Last Meeting: March 3, 1993; DU 95-UM 79 (at Durham, NC)  
Sports Information Director: Mike Cragg  
Sports Information Phone: (919) 684-2633  
Home Phone Number: (919) 544-0259  
Sports Information Mailing Address: P.O. Box 90557  
Durham, NC 27708

Fax Phone Number: (919) 684-2489  
Press Row Phone Number: (919) 684-6186



Mike Krzyzewski



Grant Hill

### 1993-94 Roster

No.	Name	Hgt.	Cl.	Pos.	Hometown
3	Marty Clark	6-6	Sr.	G	Western Springs, MD
4	Kenny Blakeney	6-4	Jr.	G	Washington, DC
5	Jeff Chepel	6-5	Fr.	G	Fayetteville, NC
20	Chris Collins	6-3	So.	G	Northbrook, IL
21	Antonio Lang	6-8	Sr.	F	Mobile, AL
30	Tony Moore	6-8	So.	F	Kensington, MD
33	Grant Hill	6-8	Sr.	F/G	Reston, VA
34	Carmen Wallace	6-6	Fr.	F	Wilmington, DE
42	Joey Beard	6-9	Fr.	F	Reston, VA
44	Cherokee Parks	6-11	Jr.	C	Huntington Beach, CA
52	Erik Meek	6-10	Jr.	C	Escondido, CA
55	Greg Newton	6-11	Fr.	F	Niagara Falls, Ontario

### 1993-94 Schedule

N27	Northeastern	J22	Florida State
D1	The Citadel	J26	Notre Dame
D4	Xavier	J29	Maryland
D6	South Carolina State	F3	at North Carolina
D11	at Michigan	F5	Clemson
D22	at Iowa	F8	at Georgia Tech
D30	Western Carolina	F13	at Wake Forest
J5	at Clemson	F16	Virginia
J8	Georgia Tech	F20	N.C. State
J10	Brown	F23	at Florida State
J13	Wake Forest	F27	Temple
J15	at Virginia	M2	at Maryland
J20	at N.C. State	M5	North Carolina

## Florida State University



Tuesday January 11, 1994; 8 p.m.-Raycom/Jefferson-Pilot  
Cole Field House, College Park, MD  
Saturday February 12, 1993; 2 p.m.-Raycom/Jefferson-Pilot  
Leon County Civic Center, Tallahassee, FL

Location: Tallahassee, FL  
Enrollment: 29,000  
Colors: Garnet and Gold  
Conference: Atlantic Coast  
Nickname: Seminoles  
School Founded: 1857  
Home Court and Capacity: Tallahassee-Leon County Civic Center (12,500)

President: Dr. Dale W. Lick  
Athletic Director: Bob Goin  
Head Coach and Alma Mater: Pat Kennedy (King's College, 1975)  
Coaches Record at Institution and Years: 144-76 (7 years)  
Coaches Career Record and Years: 268-136 (13 years)  
Assistant Coaches and Alma Mater: David Zimroth (Florida St, 1978), Kenny Williamson (CCNY, 1976), Tom Carlson (Florida State, 1974)

Basketball Phone: (904) 644-1461  
Letterwinners Returning/Lost: 8/5  
Starter Returning/Lost: 2/3


Returning Starters	Pos.	Hgt.	Cl.	PPG	RPG
Bob Sura	G	6-5	Jr.	19.9	6.1
Charlie Ward	G	6-2	Sr.	7.8	2.6

1992-93 Record: 25-10  
Conference Record/Finish: 12-4/2nd  
Post Season: NCAA Tournament. Southeast Region. Florida State def. Evansville, 82-70. Florida State def. Tulane, 94-63. Florida State def. Western Kentucky, 81-78. Kentucky def. Florida State, 106-81.  
Series Record: Florida State leads the series, 3-1.  
Last Meeting: February 13, 1993; FSU 87-UM 84 (at College Park, MD)  
Sports Information Director: Wayne Hogan  
Men's Basketball Contact: Rob Wilson  
Sports Information Phone: (904) 644-1402  
Home Phone Number: (904) 562-4827  
Sports Information Mailing Address: P.O. Box 2195  
Tallahassee, FL 32316

Fax Phone Number: (904) 644-3820  
Press Row Phone Number: TBA



Pat Kennedy



Bob Sura

### 1993-94 Roster

No.	Name	Ht.	Yr.	Pos.	Hometown
3	Bob Sura	6-5	Jr.	G	Wilkes-Barre, PA
4	Chuck Graham	6-3	Sr.	G	Augusta, GA
11	Andre Cooper	6-3	Fr.	G	Jacksonville, FL
12	Charlie Ward	6-2	Sr.	G	Thomasville, GA
15	Scott Shepherd	5-11	So.	G	Carmel, IN
21	Derrick Carroll	6-6	So.	F	Columbia, SC
23	James Collins	6-4	Fr.	G	Jacksonville, FL
31	Stephen Gruhl	6-8	Jr.	F	Hamilton, Ontario, CAN
32	Kirk Luchman	6-10	Fr.	F/C	Medford Lakes, NJ
44	Andre Reid	7-0	Jr.	C	Miami, FL
45	Maunce Robinson	6-6	So.	F	Little Rock, AK
50	David Grabuloff	6-7	Fr.	F	Middletown, PA
54	Jonathan Kerner	6-11	So.	C	Atlanta, GA


### 1993-94 Schedule

D1	Florida Atlantic	J26	North Carolina
D5	Bethune-Cookman	J29	at Georgia Tech
D11	at South Florida	F3	at Massachusetts
D18	Florida (at Orlando)	F6	Virginia
D20	Morgan State	F10	at Wake Forest
D22	Mt. St. Mary's	F12	Maryland
D30	UNC Greensboro	F16	N.C. State
J2	Lafayette	F19	at Clemson
J6	at Virginia	F21	at Florida
J8	Wake Forest	F23	Duke
J11	at Maryland	F26	at North Carolina
J16	at N.C. State	M2	Georgia Tech
J19	Clemson	M10-13	at ACC Tournament
J22	at Duke		

## Georgetown University



John Thompson



Joey Brown

Friday November 26, 1993; 2 p.m.; ESPN  
USAir Arena, Landover, MD

Location: Washington, DC  
Enrollment: 11,861  
Colors: Blue and Grey  
Conference: Big East  
Nickname: Hoyas  
School Founded: 1789  
Home Court and Capacity: USAir Arena (19,035)  
President: Leo J. O'Donovan, S.J.  
Athletic Director: Francis X. Renzo  
Head Coach and Alma Mater: John Thompson (Providence, 1964)  
Coaches Record at Institution and Years: 484-178 (21 years)  
Coaches Career Record and Years: 484-178 (21 years)  
Assistant Coaches and Alma Mater: Craig Esherick (Georgetown, 1978); Mike Riley (Georgetown, 1978); Mel Reid (Pembroke State, 1981)  
Basketball Phone: (202) 687-2374  
Letterwinners Returning/Lost: 11/2  
Starters Returning/Lost: 5/0  
1992-93 Record: 20-13  
Conference Record/Finish: 8-10  
Post Season: NIT Tournament; Georgetown def. UTEP, 71-44; Georgetown def. Ohio, 66-53; Georgetown def. Alabama Birmingham, 45-41; Minnesota def. Georgetown, 62-61.  
Series Record: Maryland leads the series, 31-24  
Last Meeting: March 14, 1980, GU 74-UM 68 (NCAA Tournament, Philadelphia, PA)  
Sports Information Director: Bill Shapland  
Sports Information Phone: (202) 687-2435  
Home Phone Number: (703) 486-0312  
Sports Information Mailing Address: 37th and O St., NW  
Washington, DC 20057  
Fax Phone Number: (202) 687-2491  
Press Row Phone Number: (301) 350-3400

### 1993-94 Roster

No.	Nmae	Hgt.	Cl.	Pos.	Hometown
4	John Jaques	6-3	Jr.	G	Delco, NC
10	Joey Brown	5-10	Sr.	G	Morgan City, LA
11	Irvin Church	6-1	Jr.	G	Riverdale, MD
12	Eric Micoud	6-1	So.	G	Washington, DC
22	Robert Churchwell	6-1	Sr.	G	South Bend, IN
24	Vladumar Bosanac	6-9	Sr.	C	Belgrade, Yugoslavia
30	George Butler	6-2	Jr.	G	Gary, IN
32	Kevin Millen	6-6	Jr.	G/F	Memphis, TN
34	Lamont Morgan	6-3	Sr.	G	Washington, D.C.
40	Duane Spencer	6-10	So.	F	Jackson, MS
44	Cheikh Dia	6-8	Fr.	F/C	Daker, Senegal
50	Othella Harrington	6-10	So.	C	Jackson, MS
52	Don Reid	6-8	Jr.	C/F	Largo, MD

### 1993-94 Schedule

N26	Maryland	J29	Miami (Fl)
N27	Virginia State	J31	at Boston College
D1	Southern	F5	Seton Hall
D4	Villanova	F7	Syracuse
D7	at Miami (Fl)	F12	at Providence
D10	Morgan State	F16	Pittsburgh
D18	U.C. Irvine	F19	at St. John's
D30	at Memphis State	F22	at Villanova
J4	at Connecticut	F26	Boston College
J8	UNLV	F28	Connecticut
J12	St. John's	M6	at Syracuse
J15	Providence	M10-13	at Big East Tournament
J17	at Seton Hall		
J22	at DePaul		
J24	at Pittsburgh		

## Georgia Tech



Bobby Cremins



James Forrest

Tuesday January 4, 1994; 8 p.m.-Raycom/Jefferson Pilot  
Alexander Memorial Coliseum, Atlanta, GA  
Saturday February 5, 1994; 1:30 p.m.-Raycom Jefferson-Pilot  
Cole Field House, College Park, MD

Location: Atlanta, GA  
Enrollment: 12,900  
Colors: Old Gold and White  
Conference: Atlantic Coast  
Nickname: Yellow Jackets, Rambling Wreck  
School Founded: 1885  
Home Court and Capacity: Alexander Memorial Coliseum (10,026)  
President: Dr. John P. Crecine  
Athletic Director: Dr. Homer C. Rice  
Head Coach and Alma Mater: Bobby Cremins (South Carolina, 1970)  
Coaches Record at Institution and Years: 240-135 (12 years)  
Coaches Career Record and Years: 340-205 (18 years)  
Assistant Coaches and Alma Mater: Kevin Cantwell (North Carolina Asheville, 1973), Sherman Dillard (James Madison, 1978), Jimmy Hebron (North Carolina Wilmington, 1973)  
Basketball Phone: (404) 894-5425  
Letterwinners Returning/Lost: 9/3  
Starter Returning/Lost: 4/1  

Returning Starters	Pos.	Hgt.	Cl.	PPG	RPG
James Forrest	F	6-8	Jr.	19.5	7.5
Travis Best	G	5-11	Jr.	16.3	3.1
Martice Moore	F	6-8	So.	10.5	4.6
Drew Barry	G	6-5	So.	7.3	3.4

1992-93 Record: 19-11  
Conference Record/Finish: 8-8/6th/Won ACC Tournament  
Post Season: NCAA Tournament. #4 seed, West Region. Southern def. Georgia Tech, 93-78.  
Series Record: Georgia Tech leads the series, 24-13  
Last Meeting: February 6, 1993; GT 93-UM 79 (at Atlanta, GA)  
Sports Information Director: Mike Finn  
Sports Information Phone: (404) 894-5445  
Home Phone Number: (404) 938-9910  
Sports Information Mailing Address: Georgia Tech Athletic Association  
150 Bobby Dodd Way, N.W.  
Atlanta, GA 30332-0455  
Fax Phone Number: (404) 853-2674  
Press Row Phone Number: (404) 853-2674

### 1993-94 Roster

No.	Name	Ht.	Yr.	Pos.	Hometown
0	Darryl Barnes	6-9	Sr.	F	Brooklyn, NY
3	Travis Best	5-11	Jr.	G	Springfield, MA
5	Eddie Elisma	6-10	Fr.	F	New York, NY
10	Drew Barry	6-5	So.	G	Danville, CA
15	Rod Balanis	6-3	Sr.	G	Williamsburg, VA
23	Martice Moore	6-8	So.	G/F	Atlanta, GA
24	Fred Vinson	6-4	Sr.	G	Murfreesboro, NC
30	Todd Harlicka	6-2	Jr.	G	Robbinsville, NJ
33	Ivano Newbill	6-10	Sr.	C	Macon, GA
34	James Forrest	6-8	Jr.	F	Atlanta, GA
44	John Kelly	5-11	Jr.	G	Savannah, GA
55	Chris Phelan	6-8	Fr.	F	Lilburn, GA

### 1993-94 Schedule

N26	Michigan (at Springfield, MA)	J19	at Wake Forest
		J23	Virginia
N30	North Carolina A&T	J26	at N.C. State
D2	Western Carolina	J29	Florida State
D4	Georgia State	F2	at Clemson
D11	Mercer	F5	at Maryland
D15	Georgia	F8	Duke
D18	Vanderbilt	F12	at North Carolina
D27-29	at ECAC Holiday Festival	F19	Wake Forest
	Georgia Tech vs Temple	F22	at Virginia
	St. John's vs Farleigh Dickenson	F26	N.C. State
J4	Maryland	M2	at Florida State
J8	at Duke	M5	Clemson
J12	North Carolina	M10-13	at ACC Tournament
J15	at Louisville		

## University of Hartford



Paul Brazeau



Ricardo Roderick

**Possible 2nd Round Opponent**  
**Abdow's Hall of Fame Classic**  
**Wednesday December 29, 1993; 6/8 p.m.**  
**Springfield Civic Center, Springfield, MA**

Location: West Hartford, CT  
 Enrollment: 3,727  
 Colors: Scarlet and White  
 Conference: North Atlantic  
 Nickname: Hawks  
 School Founded: 1877  
**Home Court and Capacity:** The Sports Center (4,475)  
**President:** Humphrey Tonkin  
**Athletic Director:** Pat Meiser-McKnett  
**Head Coach and Alma Mater:** Paul Brazeau (Boston College, 1981)  
**Coaches Record at Institution and Years:** 14-14 (1 year)  
**Coaches Career Record and Years:** 14-14 (1 year)  
**Assistant Coaches and Alma Mater:** Stan Nance (Rutgers, 1978), Tom Souder (Bluffton, 1978), Chris Ostapchuk (Boston College, 1990)

**Basketball Phone:** (203) 768-4660  
**Letterwinners Returning/Lost:** 9/5  
**Starter Returning/Lost:** 3/2

Returning Starters	Pos.	Hgt.	Cl.	PPG	RPG
Jack Ayer	G	6-2	So.	11.8	2.6
Mike Bond	G/F	6-3	Jr.	6.9	6.3
Ricardo Roderick	F	6-4	So.	9.8	4.8

**1992-93 Record:** 14-14  
**Conference Record/Finish:** 7-7 (4th)  
**Post Season:** NA  
**Series Record:** First Meeting  
**Last Meeting:** First Meeting  
**Sports Information Director:** James R. Keener, Jr.  
**Sports Information Phone:** (203) 768-4620  
**Home Phone Number:** (203) 232-9896  
**Sports Information Mailing Address:** 200 Bloomfield Avenue  
 West Hartford, CT 06117  
**Fax Phone Number:** (203) 768-4068  
**Press Row Phone Number:** (203) 768-5042

### 1993-94 Roster

No.	Name	Ht.	Yr.	Pos.	Hometown
3	Gandhi Jordan	6-4	Jr.	G/F	Morgantown, WV
11	Michael Griffen	5-11	Fr.	G	Atlantic City, NJ
12	Matt Curtis	6-0	Jr.	G	Cheshire, CT
14	Jack Ayer	6-2	Sr.	G	Coventry, CT
20	Steve Campbell	6-7	Jr.	F	Bridgeport, CT
22	Ricardo Roderick	6-4	Sr.	F	Harwich, MA
24	Tim Davis	6-3	Fr.	G	Monroe, CT
25	Chad Truesdale	6-5	Jr.	F	Clinton, MD
30	Mike Bond	6-3	Jr.	F/C	Brooklyn, NY
32	Shawn Ellison	6-7	Jr.	F	Hartford, CT
35	John Stuckey	6-3	Jr.	F	Washington, DC
41	Harun Ramey	6-7	Jr.	F	Waterbury, CT
55	Luke Reilly	5-9	Jr.	G	Glastonbury, CT

### 1993-94 Schedule

N27	at Boston College	J20	New Hampshire
D4	at Kent State	J22	Maine
D6	at Xavier	J25	at Central Connecticut State
D13	Siena	J27	Drexel
D22	at St. Francis (NY)	J29	Delaware
D28-29	at Abdow's Hall of Fame Classic Hartford vs Massachusetts	F5	at Vermont
	Hofstra vs Maryland	F11	at Delaware
		F13	at Drexel
J3	at Harvard	F17	Maine
J5	Bucknell	F19	at New Hampshire
J8	at Iona	F24	Boston University
J13	at Boston University	F26	at Northeastern
J15	Northeastern	M2	Vermont
J17	at Connecticut	M5-9	at NAC Tournament

## Hofstra University



Butch van Breda Kolff



John Mavroukas

**First Round Opponent**  
**Abdow's Hall of Fame Classic**  
**Tuesday December 28, 1993; 8 p.m.**  
**Springfield Civic Center, Springfield, MA**

Location: Hempstead, NY  
 Enrollment: 12,100  
 Colors: Gold, White, Blue  
 Conference: East Coast  
 Nickname: Flying Dutchmen  
 School Founded: 1935  
**Home Court and Capacity:** Physical Fitness Center (3,500)  
**President:** Dr. James M. Shuart  
**Athletic Director:** Jim Garvey  
**Head Coach and Alma Mater:** Butch van Breda Kolff (New York University, 1950)  
**Coaches Record at Institution and Years:** 206-114 (12 years)  
**Coaches Career Record and Years:** 474-252 (27 years)  
**Assistant Coaches and Alma Mater:** Joe Dunleavy (Tennessee, 1981), Ellony Green (Upsala, 1980), Joe Featherston (Fordham, 1969)

**Basketball Phone:** (516) 463-6757  
**Letterwinners Returning/Lost:** 9/4  
**Starter Returning/Lost:** 2/3

Returning Starters	Pos.	Hgt.	Cl.	PPG	RPG
John Mavroukas	G	6-3	Jr.	9.7	2.2
Jim Shaffer	G	6-3	Jr.	5.2	2.7
Chris Parsons	F	6-5	So.	5.2	3.1

**1992-93 Record:** 9-18  
**Conference Record/Finish:** 2-0/first  
**Post Season:** NA  
**Series Record:** Maryland leads the series, 1-0  
**Last Meeting:** February 7, 1982; UM 94-HU 59 (at College Park, MD)  
**Sports Information Director:** Jim Sheehan  
**Sports Information Phone:** (516) 463-6764  
**Home Phone Number:** (718) 458-5893  
**Sports Information Mailing Address:** 230 Hofstra University  
 Hempstead, NY 11550  
**Fax Phone Number:** (516) 463-5033  
**Press Row Phone Number:** (516) 463-5049

### 1993-94 Roster

No.	Name	Ht.	Yr.	Pos.	Hometown
10	Darius Burton	5-9	Fr.	G	Baldwin, NY
11	Sean Titus	6-0	Sr.	G	Corona, NY
20	James Shaffer	6-3	Jr.	G	Brooklyn, NY
22	Chris Parsons	6-5	So.	F	Bowie, MD
24	Chris Eldredge	6-4	Jr.	G	East Meadow, NY
30	John Mavroukas	6-3	Jr.	G/F	Jamaica, NY
32	Andre English	6-7	Fr.	F	Culver City, CA
33	Rob Ogden	6-7	So.	F	East Setauket, NY
34	Joe LoRusso	6-3	Sr.	G/F	Staten Island, NY
41	Pat Cosgrove	6-7	Sr.	F	Franklin Square, NY
42	Matt Carpenter	6-8	So.	F/C	Agoura Hills, CA
44	James Parisi	6-5	Fr.	F	Lynbrook, NY
54	Chris Johnke	6-8	So.	F/C	Pleasanton, CA


### 1993-94 Schedule

N30	at Iona	J13	at Yale
D2-4	at Goucho Classic (at Cal Santa Barbara)	J15	Bulldo
		J17	Troy State
D9	Lehigh	J22	at Dartmouth
D11-12	at Joe Lapchick Memorial Tournament (at St. John's)	J25	Columbia
		J27	St. Joseph's (PA)
D18	at ECAC Metro Challenge (at Nassau Coliseum)	J29	at Notre Dame
		F1	Boston University
		F5	Central Connecticut State
D27-28	at Abdow's Hall of Fame Classic Hartford vs Massachusetts	F8	St. Francis
	Hofstra vs Maryland	F15	Fordham
		F17	Rhode Island
		F26	at Chicago State
J5	at New Hampshire	F28	at Northeastern Illinois
J8	Cornell	M4-6	at East Coast Conference Tournament
J11	at Maine		

## Loyola College in Maryland



Skip Prosser



B.J. Pendleton

Saturday February 19, 1994; 8 p.m.  
Cole Field House, College Park, MD

**Location:** Baltimore, Md  
**Enrollment:** 3,040  
**Colors:** Dark Green and Gray  
**Conference:** Metro Atlantic Athletic  
**Nickname:** Greyhounds  
**School Founded:** 1852  
**Home Court and Capacity:** Reitz Arena (3,000)  
**President:** Dr. Thomas Scheye  
**Athletic Director:** Joe Boylan  
**Head Coach and Alma Mater:** Skip Prosser  
**Coaches Record at Institution and Years:** First Year  
**Coaches Career Record and Years:** First Year  
**Assistant Coaches and Alma Mater:** Jeff Battle (Marshall, 1985), Mark Schmidt (Boston College, 1985), Dave Wojcik (Loyola, 1991)  
**Basketball Phone:** (410) 617-2437  
**Letterwinners Returning/Lost:** 10/3  
**Starter Returning/Lost:** 3/2

Returning Starters	Pos.	Hgt.	Cl.	PPG	RPG
Matt Gabriel	G	6-2	Jr.	7.5	1.8
B.J. Pendleton	F	6-6	Jr.	14.8	5.8
Mark Spartzak	F	6-8	Sr.	7.6	4.8

**1992-93 Record:** 2-25  
**Conference Record/Finish:** 1-13  
**Post Season:** NA  
**Series Record:** The series is tied 5-5  
**Last Meeting:** November 27, 1987; UM 74-LC 60 (at Baltimore, MD)  
**Sports Information Director:** Steve Jones  
**Sports Information Phone:** (410) 617-2777  
**Home Phone Number:** (410) 781-6138  
**Sports Information Mailing Address:** 4501 N. Charles St.  
Baltimore, Md 21210-2699  
**Fax Phone Number:** (410) 617-5029  
**Press Row Phone Number:** (410) 617-2777

### 1993-94 Roster

No.	Name	Ht.	Yr.	Pos.	Hometown
3	Milton Williams	5-11	Fr.	G	Greensboro, NC
4	Matt Walker	6-3	So.	G	Lewisberry, PA
10	Matt Gabriel	6-2	Jr.	G	Hazleton, PA
11	Tracy Bergan	6-1	Sr.	G	Lanham, MD
15	Teron Owens	6-4	So.	G	Catonsville, MD
22	Darius Johnson	6-2	Fr.	G	Cincinnati, OH
25	David Credie	6-7	Jr.	F	Washington, D.C.
31	Julian Tate	6-6	Fr.	F	Monmouth Junction, NJ
32	Michael Reese	6-8	Sr.	F	Washington, DC
33	B.J. Pendleton	6-6	Jr.	F	Washington, DC
44	Mark Spartzak	6-8	Sr.	F	Bel Air, MD
45	Ricky Wohl	6-11	Jr.	C	Petange, Luxembourg
50	Virgil Wallace	6-9	Jr.	C	Troy, NY

### 1993-94 Schedule

N29	at William & Mary	J27	at Fairfield
D1	Towson State	J30	William & Mary
D4	St. Joseph's	F2	St. Peter's
D8	at American	F5	Niagara
D11	at Mt. St. Mary's	J7	Canisius
J3	at Delaware	F9	at Siena
J5	Iona	F12	at Manhattan
J8	Maine	F14	at Iona
J10	Navy	F19	at Maryland
J12	UMBC	F21	at Fordham
J15	Siena	F23	Manhattan
J17	at St. Peter's	F27	Fairfield
J22	at Canisius	M5-7	at MAAC Tournament
J24	at Niagara		

## Maryland- Baltimore County



Earl Hawkins



Skip Saunders

Thursday December 2, 1993; 8 p.m.  
Cole Field House, College Park, MD

**Location:** Baltimore, MD  
**Enrollment:** 10,750  
**Colors:** Black and Gold  
**Conference:** Big South  
**Nickname:** Retrievers  
**School Founded:** 1966  
**Home Court and Capacity:** UMBC Fieldhouse (4,024)  
**President:** Dr. Freeman Hrabowski  
**Athletic Director:** Dr. Charles Brown  
**Head Coach and Alma Mater:** Earl Hawkins (Glennville St., 1974)  
**Coaches Record at Institution and Years:** 58-84 (5 years)  
**Coaches Career Record and Years:** 58-84 (5 years)  
**Assistant Coaches and Alma Mater:** Robert Burke (Haverford, 1988), Derrell Matthews (MD-Eastern Shore, 1977)  
**Basketball Phone:** (410) 455-3864  
**Letterwinners Returning/Lost:** 10/5  
**Starter Returning/Lost:** 3/2

Returning Starters	Pos.	Hgt.	Cl.	PPG	RPG
Kevin Bellinger	F	6-7	Jr.	5.5	4.1
Sonique Nixon	C	6-8	Sr.	14.1	8.5
Skip Saunders	G	6-0	Sr.	15.6	2.8

**1992-93 Record:** 12-16  
**Conference Record/Finish:** 7-9  
**Post Season:** None  
**Series Record:** Maryland leads the series, 5-0  
**Last Meeting:** December 1, 1992; UM 103-UMBC 80 (at College Park, MD)  
**Sports Information Director:** Steve Levy  
**Sports Information Phone:** (410) 445-2197  
**Home Phone Number:** (410) 363-6379  
**Sports Information Mailing Address:** 5401 Wilkins Ave  
Baltimore, MD 21228  
**Fax Phone Number:** (410) 445-3994  
**Press Row Phone Number:** (410) 445-3840

### 1993-94 Roster

No.	Name	Ht.	Yr.	Pos.	Hometown
5	Spencer Ferguson	5-11	Sr.	G	Martinsburg, WV
10	Eric Hayes	5-11	Fr.	G	Tampa, FL
21	Skip Saunders	6-0	Sr.	G	Woodbridge, VA
22	Eric Wyatt	5-11	Jr.	G	Rochester, NY
23	Matt Butts	6-6	Sr.	F	Hagerstown, MD
24	Chris Thompson	6-6	Jr.	F	Baltimore, MD
31	Felton Scott	6-4	So.	G	Florida City, FL
33	Sonique Nixon	6-8	Sr.	C	Ft. Washington, MD
34	Artie Walker	6-3	Jr.	F	Bowie, MD
40	Vladimir Milosevic	6-9	So.	F	Zagreb, Croatia
44	Marc Lay	6-6	Fr.	G	Boiling Springs, PA
45	Damon Tweedy	6-6	So.	F	Lanham, MD
50	Pascal Fleury	7-2	Jr.	C	St. Jean-Richelieu, Can.
52	Kevin Bellinger	6-7	Jr.	F	Brooklyn, NY
54	Matt Dressler	6-7	Fr.	F	Vienna, VA

### 1993-94 Schedule

N27	Washington College	J22	at UNC Greensboro
D2	at Maryland	J24	at Campbell
D4	Robert Morris	J27	UNC Asheville
D10-12	at Otis Spunkmeyer Tournament (at Cal-Berkeley)	J29	Winthrop
		F5	Liberty
		F7	Radford
D30	Xavier	F12	at Charleston Southern
J4	Drexel	F14	at Coastal Carolina
J8	at Liberty	F17	Towson State
J10	at Radford	F19	UNC Greensboro
J12	at Loyola (MD)	F21	Campbell
J15	Charleston Southern	F24	at UNC Asheville
J17	Coastal Carolina	F26	at Winthrop
J19	at Towson State	M4-7	at Big South Tournament

## University of Massachusetts



John Calipari



Lou Roe

Possible Second Round Opponent  
Abdow's Hall of Fame Classic  
Wednesday December 29, 1993; 6/8 p.m.

Location: Amherst, MA  
Enrollment: 23,028  
Colors: Maroon and White  
Conference: Atlantic 10  
Nickname: Minutemen, UMass  
School Founded: 1863  
Home Court and Capacity: William D. Mullins Center (9,493)  
Chancellor: David K Scott  
Athletic Director: Bob Marcum  
Head Coach and Alma Mater: John Calipari (Clarion State, 1982)  
Coaches Record at Institution and Years: 101-57 (5 years)  
Coaches Career Record and Years: 101-57 (5 years)  
Assistant Coaches and Alma Mater: Bill Bayno (Sacred Heart, 1985); James Flint (St. Joseph's, 1987); John Robic (Denison, 1986)  
Basketball Phone: (413) 545-2610  
Letterwinners Returning/Lost: 8/4  
Starters Returning/Lost: 2/3

Returning Starters	Pos.	Hgt.	Cl.	PPG	RPG
Derek Kellogg	G	6-3	Jr.	5.0	2.8
Lou Roe	F	6-7	Jr.	13.8	9.2

1992-93 Record: 24-7  
Conference Record/Finish: 11-3/1st  
(also won Tournament Championship)  
Post Season: NCAA Tournament. #3 seed, East Region.  
Massachusetts def. Pennsylvania, 54-50; Virginia def. Massachusetts, 71-55.  
Series Record: Maryland leads the series, 1-0.  
Last Meeting: March 15, 1990. UMD 91-UMass 81  
(NIT Tournament at College Park, MD)  
Sports Information Director: Bill Stuckland  
Sports Information Phone: (413) 545-2439  
Home Phone Number: (413) 665-0551  
Sports Information Mailing Address: 255A Boyden Building  
University of Massachusetts  
Amherst, MA 01003

Fax Phone Number: (413) 545-1556  
Press Row Phone Number: (413) 545-3550

### 1993-94 Team Roster

No.	Name	Hgt.	Cl.	Pos	Hometown
3	Dana Dingle	6-6	So.	F	Bronx, NY
4	Donta Bright	6-6	So.	F	Baltimore, MD
5	Giddell Padilla	6-4	Jr.	G	Springfield, MA
10	Mike Williams	6-2	Jr.	G	Hartford, CT
11	Craig Berry	6-1	Sr.	G	Cambridge, MA
14	Derek Kellogg	6-3	Jr.	G	Springfield, MA
15	Lou Roe	6-7	Jr.	F	Atlantic City, NJ
21	Marcus Camby	6-11	Fr.	C/F	Hartford, CT
23	Rigoberto Nunez	6-7	So.	F	Lawrence, MA
24	Carmelo Travieso	6-3	Fr.	G	Dorchester, MA
33	Jeff Meyer	7-2	Jr.	C	Wausau, WI
40	Ted Cottrell	6-9	So.	C/F	Annapolis, MD

### 1993-94 Schedule

N18-26	Preseason NIT	J22	George Washington
	Massachusetts vs. Cleveland State	J27	at Cincinnati
		J30	Rhode Island
N28	at Oklahoma	F3	Florida State
D4	at St. Bonaventure	F6	Kentucky
D9	Central Connecticut State	F10	at Rhode Island
D11	Holy Cross	F13	Temple
D28-89	Abdow's Hall of Fame Classic	F15	at St. Joseph's
	Hartford vs Massachusetts	F18	Manhattan
	Hofstra vs Maryland	F20	West Virginia
	at Rutgers	F22	St. Joseph's
J4	at Rutgers	F24	at Temple
J8	at Duquesne	F27	at George Washington
J13	at West Virginia		Duquesne
J15	St. Bonaventure	M2	at Atlantic 10
J18	at Depaul	M5-7	Championship
J20	Rutgers		

## Morgan State University



Michael Holmes



Brandon Parker

Saturday December 4, 1993; 8 p.m.  
Cole Field House

Location: Baltimore, MD  
Enrollment: 5,500  
Colors: Blue and Orange  
Conference: Mid Eastern Athletic  
Nickname: Bears  
School Founded: 1867  
Home Court and Capacity: Hill Fieldhouse (6,500)  
President: Dr. Earl Richardson  
Athletic Director: Kenneth McBryde  
Head Coach and Alma Mater: Michael Holmes (Paine College, 1973)  
Coaches Record at Institution and Years: 23-60 (3 Years)  
Coaches Career Record and Years: 116-179 (11 years)  
Assistant Coaches and Alma Mater: Lynn Ramage (West Liberty, 1993); Maunce Watkins (Morgan State, 1991)  
Basketball Phone: (401) 319-3848  
Letterwinners Returning/Lost: 5/7  
Starters Returning/Lost: 2/3

Returning Starters	Pos.	Hgt.	Cl.	PPG	RPG
Brandon Parker	G	Jr.	6-2	7.90	2.1
Terry Sellers	G	Sr.	6-3	6.2	2.1


1992-93 Record: 9-17  
Conference Record/Finish: 9-7/3rd  
Post Season: NA  
Series Record: Maryland leads the series, 2-0  
Last Meeting: December 26, 1992; UM 103-MS 63 (at College Park)  
Sports Information Director: Joseph H. McIver  
Sports Information Phone: (401) 319-3831  
Sports Information Mailing Address: Athletic Department  
Cold Spring Lane & Hillen Rd  
Baltimore, MD 21239

Fax Phone Number: (410) 319-3221  
Press Row Phone Number: (410) 319-3532


### 1993-94 Schedule

N27	at Loyola (Chicago)
D1	Bowie State
D4	at Maryland
D10	at Georgetown
D18	at Long Island
D20	at Florida State
D28	Loyola (Chicago)
D31	at New Mexico State
J2	at George Mason
J8	South Carolina State
J10	North Carolina A&T
J15	at Maryland-Eastern Shore
J17	at Delaware State
J20	at Florida A&M
J22	at Bethune Cookman
J27	Coppin State
J29	Maryland Eastern Shore
J31	Howard
F2	at James Madison
F7	at Coppin State
F10	Florida A&M
F12	Bethune Cookman
F14	Delaware State
F26	South Carolina State
F28	North Carolina A&T
M5	at Howard
M9-13	MEAC Tournament

## University of North Carolina



Dean Smith



Derrick Phelps

Saturday January 8, 1994; 1:30 p.m.-ESPN2  
 Cole Field House, College Park, MD  
 Thursday February 10, 1994; 8 p.m.  
 Dean E. Smith Center, Chapel Hill, NC- Raycom Jefferson/Pilot

Location: Chapel Hill, NC  
 Enrollment: 23,582  
 Colors: Carolina Blue and White  
 Conference: Atlantic Coast  
 Nickname: Tar Heels  
 School Founded: 1789  
 Home Court and Capacity: Dean E. Smith Center (21,572)  
 President: Paul Hardin  
 Athletic Director: John Swofford  
 Head Coach and Alma Mater: Dean Smith (Kansas, 1953)  
 Coaches Record at Institution and Years: 774-223 (32 years)  
 Coaches Career Record and Years: 774-223 (32 years)  
 Assistant Coaches and Alma Mater: Bill Guthridge (Kansas St., 1960), Phil Ford (North Carolina, 1978), Dave Hanners (North Carolina, 1976)

Basketball Phone: (919) 962-1154  
 Letterwinners Returning/Lost: 9/5  
 Starter Returning/Lost: 4/1  

Returning Starters	Pos.	Hgt.	Cl.	PPG	RPG
Eric Montross	C	7-0	Sr.	15.8	7.6
Derrick Phelps	G	6-4	Sr.	8.1	4.4
Brian Reese	F	6-6	Sr.	11.4	3.6
Donald Williams	G	6-3	Jr.	14.3	1.9

1992-93 Record: 34-4  
 Conference Record/Finish: 14-2/First  
 Post Season: NCAA Tournament, East Region, No. 1 Seed, North Carolina def. East Carolina, 85-65; North Carolina def. Rhode Island, 112-67; North Carolina def. Arkansas, 80-74; North Carolina def. Cincinnati, 75-68 (OT); North Carolina def. Kansas, 78-68; North Carolina def. Michigan 77-71. NCAA Champions.

Series Record: North Carolina leads the series, 95-41  
 Last Meeting: March 12, 1993; UNC 102-UM 66 (at Charlotte, NC)  
 Sports Information Director: Rick Brewer  
 Sports Information Phone: (919) 962-2123  
 Home Phone Number: (919) 929-2721  
 Sports Information Mailing Address: P.O. Box 2126  
 Chapel Hill, NC 27514

Fax Phone Number: (919) 962-0612  
 Press Row Phone Number: TBA

### 1993-94 Roster

No.	Name	Ht.	Yr.	Pos.	Hometown
00	Eric Montross	7-0	Sr.	C	Indianapolis, IN
3	Pat Sullivan	6-8	Sr.	G	Bogota, NJ
4	Larry Davis	6-3	So.	G	Denmark, SC
5	Jeff McInnis	6-3	Fr.	G	Charlotte, NC
14	Derrick Phelps	6-4	Sr.	G	East Elmhurst, NY
21	Donald Williams	6-3	Jr.	G	Garner, NC
22	Pearse Landry	6-5	Jr.	G	Greensboro, NC
24	Dante Calabria	6-4	So.	G	Beaver Falls, PA
30	Rasheed Wallace	6-10	Fr.	C	Philadelphia, PA
31	Brian Reese	6-6	Sr.	F	Bronx, NY
33	Kevin Salvadori	7-0	Sr.	C/F	Pittsburgh, PA
40	Ed Geth	6-9	So.	F	Norfolk, VA
42	Jerry Stackhouse	6-6	Fr.	F	Kinston, NC
45	Serge Zwikker	7-2	Fr.	C	Maassluis, Netherlands


### 1993-94 Schedule

N17	at Pre-Season NIT (North Carolina vs Western Kentucky)	J15	Clemson
N19-26	at Pre-Season NIT	J19	at Virginia
D1	Hawaii	J22	at Louisiana State
D3-4	at Diet Pepsi Tournament of Champions	J24	Butler
	North Carolina vs George Washington	J26	at Florida State
	North Carolina vs Brigham Young/South Carolina	J30	Wake Forest
D9	Colorado State	F3	Duke
D18	Ohio State	F5	at N.C. State
D20	at Pittsburgh	F10	Maryland
J2	Marshall	F12	Georgia Tech
J5	N.C. State	F17	at Clemson
J8	at Maryland	F19	Virginia
J12	at Georgia Tech	F23	at Notre Dame
		F26	Florida State
		M2	at Wake Forest
		M5	at Duke
		M10-13	at ACC Tournament

## N.C. State University



Les Robinson



Curtis Marshall

Saturday January 22, 1994; 3:30 p.m.-Raycom/Jefferson Pilot  
 Cole Field House, College Park, MD  
 Wednesday February 23, 1994; 7:30 p.m.  
 Reynolds Coliseum, Raleigh, NC

Location: Raleigh, NC  
 Enrollment: 26,863  
 Colors: Red and White  
 Conference: Atlantic Coast  
 Nickname: Wolfpack  
 School Founded: 1887  
 Home Court and Capacity: Reynolds Coliseum (12,400)  
 President: Dr. Larry K. Monteith  
 Athletic Director: Todd Turner  
 Head Coach and Alma Mater: Les Robinson (N.C. State, 1965)  
 Coaches Record at Institution and Years: 35-48 (3 years)  
 Coaches Career Record and Years: 253-280 (18 years)  
 Assistant Coaches and Alma Mater: Al Daniel (Furman, 1979); Eddie Biedenbach (N.C. State, 1968)

Basketball Phone: (919) 515-2104  
 Letterwinners Returning/Lost: 8/4  
 Starters Returning/Lost: 4/1  

Returning Starters	Pos.	Hgt.	Cl.	PPG	RPG
Mark Davis	G	6-5	Jr.	8.3	4.5
Marc Lewis	F	6-8	Sr.	7.0	3.5
Curtis Marshall	G	5-11	Jr.	10.6	3.4
Lakista McCuller	G	6-3	Jr.	10.3	2.6

1992-93 Record: 8-19  
 Conference Record/Finish: 2-14/T8th  
 Post Season: NA  
 Series Record: N.C. State leads the series, 64-46  
 Last Meeting: February 24, 1993; UM 88-NCSU 71 (at College Park, MD)  
 Sports Information Director: Mark Bockelman  
 Sports Information Phone: (919) 515-2102  
 Home Phone Number: (919) 467-7138  
 Sports Information Mailing Address: Box 8501  
 113 Reynolds Coliseum  
 Cates Avenue  
 Raleigh, NC 27695

Fax Phone Number: (919) 515-2898  
 Press Row Phone Number: (919) 515-3393

### 1993-94 Roster

No.	Name	Ht.	Yr.	Pos.	Hometown
3	Lakista McCuller	6-3	Jr.	G	Andersonville, SC
4	Mark Davis	6-5	Jr.	G	Itica, MS
5	Lewis Sims	6-8	Jr.	F/C	Claremont, NC
10	Jaason Sutton	6-3	Fr.	G	Fayetteville, NC
11	Curtis Marshall	5-11	Jr.	G	Omaha, NE
12	Greg Clucus	6-3	Fr.	G	Wilmington, NC
20	Jeremy Hyatt	6-6	Fr.	G/F	Jacksonville, NC
22	Migjen Bakalli	6-6	Sr.	G	Belmont, SC
25	Marcus Wilson	6-8	So.	F	Monroe, NC
32	Ricky Daniels	6-6	Jr.	G/F	Shalote, NC
34	Bryant Feggins	6-6	Sr.	F	Winston-Salem, NC
45	Marc Lewis	6-8	Sr.	F	Greensboro, NC
52	Todd Fuller	6-11	So.	C	Charlotte, NC54
54	Bill Kretzer	6-9	Fr.	F	Greensboro, NC


### 1993-94 Schedule

N24-27	at Great Alaska Shootout	J29	at Clemson
D2	UNC Greensboro	F2	at Wake Forest
D4	Campbell	F5	North Carolina
D8	Kansas	F7	at Tennessee
D11	UNC Asheville	F9	Virginia
D22	at Oregon State	F14	at N.C. A&T
D28	UCLA (at Greensboro, NC)	F16	at Florida State
J2	Davidson	F20	at Duke
J5	at North Carolina	F23	Maryland
J8	at Virginia	F26	at Georgia Tech
J16	Florida State	F28	Florida Atlantic
J20	Duke	M2	Clemson
J22	at Maryland	M5	Wake Forest
J26	Georgia Tech	M10-13	at ACC Tournament

## University of Oklahoma



**Billy Tubbs**



**Jeff Webster**

Tuesday December 7, 1993; 9:30 p.m.  
The Myriad, Oklahoma City, OK - ESPN

Location: Norman, OK  
Enrollment: 24,000  
Colors: Crimson and Cream  
Conference: Big Eight  
Nickname: Sooners  
School Founded: 1895  
Home Court and Capacity: Lloyd Noble Center (11,100)  
President: Dr. Richard L. Van Horn  
Athletic Director: Donnie Duncan  
Head Coach and Alma Mater: Billy Tubbs (Lamar, '58)  
Coaches Record at Institution and Years: 318-119 (13 years)  
Coaches Career Record and Years: 424-187 (19 years)  
Assistant Coaches and Alma Mater: Mike Mims (Central Oklahoma St., 1969), Mike Anderson (East Central Oklahoma St., 1980), Jay Price (Kansas, 1991)

Basketball Phone: (405) 325-4732  
Letterwinners Returning/Lost: 6/4  
Starter Returning/Lost: 1/4

Returning Starters	Pos.	Hgt.	Cl.	PPG	RPG
Jeff Webster	F	6-8	Sr.	16.5	5.8

1992-93 Record: 20-12  
Conference Record/Finish: 7-7/tie for 5th  
Post Season: NIT Tournament. Oklahoma def. Michigan State, 88-86; Minnesota def. Oklahoma, 86-72.  
Series Record: Maryland leads the series, 1-0  
Last Meeting: January 19, 1993; UM 89-OU 78 (at Baltimore, MD)  
Sports Information Director: Mike Prusinski  
Sports Information Phone: (405) 325-8231  
Home Phone Number: (405) 321-1825  
Sports Information Mailing Address: 180 West Brooks - Room 235  
Norman, OK 73019

Fax Phone Number: (405) 325-7623  
Press Row Phone Number: (405) 325-1024

### 1992-94 Roster

No.	Name	Ht.	Yr.	Pos.	Hometown
3	Lou Williams	6-4	Jr.	G/F	Brooklyn, NY
4	James Mayden	6-10	Jr.	C	Indianola, MS
10	John Ontjes	5-10	Jr.	G	Nickerson, KS
11	Dion Barnes	6-1	So.	G	Houston, TX
12	Ryan Minor	6-7	So.	F	Hammon, OK
14	Trent McClain	6-7	So.	F	Tyler, TX
15	Josh Edwards	6-3	So.	G	Norman, OK
20	Pete Lewis	6-2	Sr.	G	Hobbs, NM
21	Corey Saffold	6-7	Fr.	F	Inglewood, CA
24	Shon Alexander	6-5	So.	G/F	Preston, OK
30	Ken Conley	6-8	Sr.	C	Detroit, MI
31	Jason Yanish	6-10	So.	C	Glenpool, OK
32	Jeff Webster	6-8	Sr.	F	Midwest City, OK
44	Calvin Curry	6-6	Jr.	F	Compton, CA


### 1993-94 Schedule

N26	Massachusetts	F2	at Southern Methodist
D1	Northeastern Illinois		
D4	at Oregon State	F5	Missouri
D7	Maryland	F7	at Oklahoma State
D18	Lamar	F12	Colorado
D22	Coppin State	F14	Nebraska
D27	at Texas	F19	at Kansas State
D29-30	at All-College Tournament (Oklahoma City, OK)	F23	Iowa State
		F26	at Missouri
J8	Oklahoma State	M2	at Colorado
J10	at Kansas		
J15	at Iowa State	M6	Kansas
J26	Kansas State	M11-13	at Big Eight Tournament
J29	at Nebraska		

## Rider College



**Kevin Bannon**



**Mark Wilcox**

Tuesday November 30, 1993; 8 p.m.  
Cole Field House, College Park, MD

Location: Lawrenceville, NJ  
Enrollment: 3,020  
Colors: Cranberry and White  
Conference: Northeast  
Nickname: Broncs  
School Founded: 1865  
Home Court and Capacity: Alumni Gymnasium (1,650)  
President: Dr. J. Barton Luedeke  
Athletic Director: Curt Blake  
Head Coach and Alma Mater: Kevin Bannon (St. Peter's, 1979)  
Coaches Record at Institution and Years: 59-58 (4 years)  
Coaches Career Record and Years: 204-105 (11 years)  
Assistant Coaches and Alma Mater: Don Harnum (Susquehanna, 1986)  
Basketball Phone: (609) 896-5076  
Letterwinners Returning/Lost: 10/1  
Starter Returning/Lost: 4/1

Returning Starters	Pos.	Hgt.	Cl.	PPG	RPG
Deon Hames	G	5-9	So.	9.2	2.4
Chris Mikola	F	6-6	Jr.	9.4	6.2
Tim Pennix	F	6-6	Sr.	8.3	4.6
Mark Wilcox	G	6-1	Sr.	8.7	1.4

1992-93 Record: 19-11  
Conference Record/Finish: 14-4/1st  
Post Season: NCAA Tournament. Southeast Regional. Kentucky del Rider, 96-52.  
Series Record: Maryland leads the series, 1-0  
Last Meeting: December 23, 1992; UM 83-RC 69 (at College Park, MD)  
Sports Information Director: Bud Focht  
Sports Information Phone: (609) 896-5138  
Home Phone Number: (215) 946-9203  
Sports Information Mailing Address: Athletic Department  
2083 Lawrenceville Road  
Lawrenceville, NJ 08648

Fax Phone Number: (609) 896-0341  
Press Row Phone Number: (609) 896-5138

### 1993-94 Roster

No.	Name	Ht.	Yr.	Pos.	Hometown
3	P.J. Watkins	6-1	Jr.	G	Elizabeth, NJ
10	Deon Hames	5-9	So.	G	Trenton, NJ
13	Mark Wilcox	6-1	Sr.	G	Milbourn, NJ
14	Eric Lopez	6-2	Sr.	G	Bayamon, PR
20	Dean Edwards	6-6	So.	G	Olean, NY
23	Tim Pennix	6-6	Sr.	F	Lynchburg, VA
24	Chris Mikola	6-6	Jr.	F	Warren, OH
32	Jabaar Jones	6-7	Jr.	F	Plainfield, NJ
34	Charles Smith	6-6	Fr.	F	Boothwyn, PA
33	Antonio Stapleton	6-7	Fr.	C/F	Virgin Islands
40	Dan Collins	6-11	So.	C	Middletown, NY
44	Peter Wasko	6-11	Jr.	C	Whitehall, PA
52	Al Flowers	6-5	Jr.	F	Newport News, VA

### 1993-94 Schedule

N26	Bucknell	J18	Monmouth
N30	at Maryland	J20	Wagner
D3	Army	J22	at Mt. St. Mary's
D6	at Manhattan	J27	at Robert Morris
D8	at Drexel	J29	at St. Francis (PA)
D11	Lafayette	F3	at St. Francis (NY)
D29-30	at Hatter Classic Northeastern vs Rider Northwestern vs Rider	F5	Long Island
		F10	at Monmouth
J4	at Farleigh Dickenson	F12	at Wagner
J6	at Marist	F19	Mt. St. Mary's
J8	St. Francis (PA)	F22	Farleigh Dickenson
J10	Robert Morris	F26	Marist
J13	at Long Island	M1-7	at NEC Tournament
J15	at St. Francis (NY)		

## Towson State University



Terry Truax



Matt Campbell

Thursday December 23, 1993; 8:00 p.m.  
Baltimore Arena, Baltimore, MD

Location: Towson, MD  
Enrollment: 15,400  
Colors: Gold, Black and White  
Conference: Big South  
Nickname: Tigers  
School Founded: 1866  
Home Court and Capacity: Towson Center (5,000)  
President: Dr. Hoke L. Smith  
Athletic Director: Bill Hunter  
Head Coach and Alma Mater: Terry Truax (Maryland, 1968)  
Coaches Record at Institution and Years: 144-148 (10 years)  
Coaches Career Record and Years: 144-148 (10 years)  
Assistant Coaches and Alma Mater: Jim Meil (Lehigh, 1982); Adrian Dantley (Notre Dame, 1977)

Basketball Phone: (410) 830-3173  
Letterwinners Returning/Lost: 8/4  
Starters Returning/Lost: 3/2

Returning Starters	Pos.	Hgt.	Cl.	PPG	RPG
Scooter Alexander	G	6-3	Jr.	19.3	4.7
Matt-Campbell	F	6-5	Sr.	8.9	3.5
John James	C/F	6-8	Sr.	6.2	6.4

1992-93 Record: 18-9  
Conference Record/Finish: 14-2/1st  
Post Season: NA  
Series Record: Maryland leads the series, 8-0  
Last Meeting: December 23, 1993; UM 78-TSU 68  
Sports Information Director: Peter Schlehr  
Sports Information Phone: (410) 830-2232  
Home Phone Number: (410) 838-9221  
Sports Information Mailing Address: Towson Center  
Towson State University  
Towson, MD 21204

Fax Phone Number: (410) 830-3861  
Press Row Phone Number: (410) 830-3286


### 1993-94 Roster

No.	Name	Hgt.	Cl.	Pos.	Hometown
00	Jason Crump	6-9	Jr.	C/F	Cheshire, England
3	Ralph Blalock	6-2	So.	F/G	Claymont, DE
5	DeRon Robinson	6-1	Fr.	G	Fairfax, VA
14	Florian Schneider	6-6	Fr.	F	France
15	Scooter Alexander	6-3	Jr.	G	Baltimore, MD
22	Quintin Moody	5-10	So.	G	Baltimore, MD
24	Tom Caldwell	6-8	Sr.	C/F	Trenton, NJ
30	Michael Keyes	6-1	Fr.	G	Pittsburgh, PA
31	Matt Campbell	6-5	Sr.	F	Annapolis, MD
35	Patrick Manning	6-5	Sr.	F	Annapolis, MD
42	John James	6-8	Sr.	C	Wilmington, DE
50	Stevie Thomas	6-7	So.	F	Baltimore, MD
52	Josh Anderson	6-7	Fr.	F	Waldorf, MD


### 1993-94 Schedule

N27	Connecticut (at Hershey, PA)	J24	at UNC Greensboro
D1	at Loyola (MD)	J27	Winthrop
D4	at Dayton	J29	UNC Asheville
D7	Lehigh	F5	Radford
D11	at Delaware	F7	Liberty
D13	at Coppin State	F12	at Coastal Carolina
D23	Maryland	F14	at Charleston Southern
J4	American	F17	at UMB
J8	at Radford	F19	Campbell
J10	at Liberty	F21	UNC Greensboro
J15	Coastal Carolina	F24	at Winthrop
J15	Charleston Southern	F26	at UNC Asheville
J19	UMBC	M2-5	at Big South Tournament
J22	at Campbell		

## University of Virginia



Jeff Jones



Cory Alexander

Wednesday February 2, 1994; 7 p.m. - ESPN  
University Hall, Charlottesville, VA  
Saturday March 5, 1994; 4 p.m. - Raycom/Jefferson Pilot  
Cole Field House, College Park, MD

Location: Charlottesville, VA  
Enrollment: 18,016  
Colors: Orange and Blue  
Conference: Atlantic Coast  
Nickname: Cavaliers  
School Founded: 1819  
Home Court and Capacity: University Hall (8,500)  
President: John T. Casteen  
Athletic Director: Jim Copeland  
Head Coach and Alma Mater: Jeff Jones (Virginia, 1982)  
Coaches Record at Institution and Years: 62-35 (3 years)  
Coaches Career Record and Years: 62-35 (3 years)  
Assistant Coaches and Alma Mater: Brian Ellerbe (Rutgers, 1985); Dennis Wolff (Connecticut, 1978); Tom Perrin (Vermont, 1979)

Basketball Phone: (804) 982-5400  
Letterwinners Returning/Lost: 10/3  
Starter Returning/Lost: 4/1

Returning Starters	Pos.	Hgt.	Cl.	PPG	RPG
Cory Alexander	G	6-1	So.	14.9	3.5
Junior Burrough	F	6-8	Jr.	14.6	7.2
Cornel Parker	G/F	6-7	Sr.	11.0	6.9
Jason Williford	F/G	6-5	Jr.	6.1	4.7

1992-93 Record: 21-10  
Conference Record/Finish: 9-7/5th  
Post Season: NCAA Tournament East Region. Virginia def. Manhattan, 78-66; Virginia def. Massachusetts, 71-56; Cincinnati def. Virginia, 71-54.

Series Record: Maryland leads the series, 83-55  
Last Meeting: March 6, 1993. UVA 88-UM 74 (at Charlottesville, VA)  
Sports Information Director: Rich Murray  
Assistant SID: Michael Colley  
Sports Information Phone: (804) 982-5500  
Home Phone Number: (804) 978-2966 (Murray)  
Sports Information Mailing Address: Onesty Hall  
Charlottesville, VA 22903

Fax Phone Number: (804) 982-5525  
Press Row Phone Number: (804) 296-5910

### 1993-94 Roster

No.	Name	Ht.	Yr.	Pos.	Hometown
4	Junior Burrough	6-8	Jr.	F	Charlotte, NC
5	Cornel Parker	6-7	Sr.	G/F	Norfolk, VA
12	Cory Alexander	6-1	Jr.	G	Waynesboro, VA
13	Jamal Robinson	6-6	Fr.	G	Jamacia, NY
15	Chris Havlicek	6-5	Sr.	G	Weston, MA
21	Harold Deane	6-1	Fr.	G	Etrick, VA
22	Jason Williford	6-5	Jr.	F/G	Richmond, VA
24	Yuri Barnes	6-8	Jr.	F/C	Richmond, VA
30	Chris Alexander	6-8	So.	F/C	Long Branch, NJ
31	Bobby Graves	6-4	Jr.	G	Herndon, VA
32	Mike Powell	6-1	Fr.	G	Forestville, MD
43	Mike Bogosh	7-1	Jr.	C	Hunt Valley, MD
52	Shawn Wilson	6-11	Sr.	F/C	Franklin, TN

### 1993-94 Schedule

N29	Connecticut	J23	at Georgia Tech
D1	William & Mary	J26	at Winston-Salem
D4	Rice	F2	Maryland
D9	Coppin State	F6	at Florida State
D11	at Old Dominion	F9	at N.C. State
D22	at Stanford	F12	Clemson
D28	Minnesota	F16	at Duke
D30	Liberty	F19	at North Carolina
J3	at Nevada Las-Vegas	F22	Georgia Tech
J6	Florida State	F26	Wake Forest
J9	N.C. State	M2	Virginia Tech (Landover, MD)
J12	at Clemson	M5	at Maryland
J15	Duke	M10-13	at ACC Tournament
J19	North Carolina		



**Wake Forest University**



David Odom



Randolph Childress

Saturday January 15, 1994; 4 p.m.  
Lawrence Joel Memorial Coliseum, Winston-Salem, NC  
Wednesday February 16, 1994; 8 p.m.  
Cole Field House, College Park, MD

Location: Winston-Salem, NC  
Enrollment: 3,600  
Colors: Old Gold and Black  
Conference: Atlantic Coast  
Nickname: Demon Deacons  
School Founded: 1834  
Home Court and Capacity: Lawrence Joel Memorial Coliseum  
President: Dr. Thomas K. Hearn, Jr.  
Athletic Director: Ron Wellinan  
Head Coach and Alma Mater: David Odom (Gulford, 1965)  
Coaches Record at Institution and Years: 69-48 (4 years)  
Coaches Career Record and Years: 107-90 (7 years)  
Assistant Coaches and Alma Mater: Jerry Wainwright (Colorado College, 1968), Ricky Stokes (Virginia, 1984), Ernie Nester (Alderson-Broadus, 1968)

Basketball Phone: (919) 759-5622

Letterwinners Returning/Lost: 10/3

Starter Returning/Lost: 3/2

Returning Starters	Pos.	Hgt.	Cl.	PPG	RPG
Randolph Childress	G	6-2	Jr.	19.7	
Charlie Harrison	G	6-1	Sr.	6.1	
Trelonnie Owens	F	6-8	Sr.	11.1	5.9

1992-93 Record: 21-9

Conference Record/Finish: 10-6/Tie 3rd

Post Season: NCAA Tournament. # 5 Seed Southeast Region. Wake Forest def. UT-Chattanooga, 81-58; Wake Forest def. Iowa, 84-78; Kentucky def. Wake Forest, 103-69.

Series Record: The series is tied 43-43

Last Meeting: February 17, 1993; WF 88-UM 64 (at Winston-Salem, NC)

Sports Information Director: John Justus

Sports Information Phone: (919) 759-5640

Home Phone Number: (919) 722-1094

Sports Information Mailing Address: P.O. Box 7426  
Winston-Salem, NC 27109

Fax Phone Number: (919) 759-5140

Press Row Phone Number: 919-727-2945

**1993-94 Roster**

No.	Name	Ht.	Yr.	Pos.	Hometown
3	Barry Canty	6-5	So.	G	Charlotte, NC
4	Makhtar Ndiaye	6-9	Fr.	F/C	Dakar, Senegal
5	Stacey Castle	6-1	So.	G	Far Rockaway, NY
10	Rusty LaRue	6-2	So.	G	Oak Ridge, NC
13	Charlie Harrison	6-1	Sr.	G	Washington, DC
21	Tim Duncan	6-10	Fr.	C	St. Croix, Virgin Islands
22	Randolph Childress	6-2	Jr.	G	Clinton, MD
25	Marc Blucas	6-3	Sr.	F	Girard, PA
34	Travis Banks	6-6	Jr.	F	Clinton, NC
40	Trelonnie Owens	6-8	Sr.	F	Bladenboro, NC
42	Bobby Fitzgibbons	6-8	So.	F	Buffalo, NY
44	Ricardo Peral	6-9	Fr.	F	Valladolid, Spain
51	Stan King	7-0	Sr.	C	Jamaica, NY
52	Marc Schoone	6-11	Fr.	F/C	Amsterdam, Holland

**1993-94 Schedule**

N25-27	at Great Alaska Shootout	J22	at Clemson
D1	Winthrop	J26	Virginia
D4	Richmond	J30	at North Carolina
D6	Davidson	F2	N.C. State
D8	at Vanderbilt	F5	at Rhode Island
D19	Appalachian State	F10	Florida State
D22	Marshall	F13	Duke
D30	California	F16	at Maryland
J3	Canisius	F19	at Georgia Tech
J5	Virginia Military	F22	Clemson
J8	at Florida State	F26	at Virginia
J13	at Duke	M2	North Carolina
J15	Maryland	M5	at N.C. State
J19	Georgia Tech	M10-13	at ACC Tournament



**1993-94 MEN'S BASKETBALL MEDIA LIST****MARYLAND RADIO NETWORK**

Johnny Holliday  
Play-by-Play Announcer  
Sports Anchor  
ABC Radio  
1717 Desales St., NW  
Washington, D.C. 20036  
(202) 887-7630  
(202) 887-7682 (Fax)

Greg Manning  
Basketball Analyst  
M-Club Director  
University of Maryland  
P.O. Box 273  
College Park, MD 20741  
(301) 314-7014  
(301) 314-9094 (Fax)

**PRIMARY MEDIA OUTLETS**

Steve Berkowitz  
Washington Post  
Sports  
1150 15th St., NW  
Washington, D.C. 20071  
(202) 334-7350  
(202) 334-7685 (fax)  
Sports Editor: George Solomon  
Columnists: Mike Wilbon  
Tony Kornheiser  
Ken Denlinger

Karen Goldberg  
Washington Times  
Sports  
3600 New York Ave., NE  
Washington, D.C. 20002  
(202) 636-3269  
(202) 529-7869 (fax)  
Sports Editor: Mark Green  
Columnists: Tom Knott  
Dan Daly

Don Markus  
Baltimore Morning Sun  
Sports  
Calvert & Centre Sts.  
Baltimore, MD 21203  
(410) 332-6200  
(410) 783-2518 (fax)  
Sports Editor: Jack Gibbons  
Columnists: John Eisenberg

Keith Cavanaugh  
Terrapin Times  
P.O. Box 34405  
Bethesda, MD 20827  
(301) 530-7703  
(301) 530-7704 (fax)

John McNamara  
PG Journal  
Sports  
9426 Annapolis Road  
Lanham, MD 20706  
(301) 731-8303  
(301) 731-8363 (fax)  
Sports Editor: John McNamara

Jeff Thoreson  
Montgomery Journal  
Sports  
2 Research Court  
Rockville, MD 20850  
(301) 670-1427  
(301) 670-1421 (fax)  
Sports Editor: Jeff Thoreson

Stan Goldberg  
Frederick News-Post  
Sports  
200 E. Patrick St.  
Frederick, MD 21701  
(301) 662-1177  
(301) 662-8299 (fax)  
Sports Editor: Stan Goldberg

Bill Wagner  
Annapolis Capital  
Sports  
2000 Capitol Drive  
Annapolis, MD 21404  
(410) 263-8576  
(410) 268-4643 (fax)  
Sports Editor: Joe Gross

Bob Parasiliti  
Hagerstown Morning Herald  
100 Summit Ave.  
Hagerstown, MD 21740  
(301) 733-5131  
(301) 733-7264 (fax)  
Sports Editor: Art Carucci

Larry Yanos  
Hagerstown Daily Mail  
100 Summit Ave.  
Hagerstown, MD 21740  
(301) 731-5131  
(301) 733-7264 (fax)  
Sports Editor: Larry Yanos

**NATIONAL MEDIA**

College Basketball Editor  
Associated Press  
Sports  
222 St. Paul Place  
Baltimore, MD 21202  
(301) 539-3524  
(301) 727-1550 (fax)

USA Today  
Sports  
P.O. Box 500  
Washington, D.C. 20044  
(703) 276-3714  
(703) 558-3901 (fax)

**STUDENT MEDIA**

Sports Editor  
The Diamondback  
3136 South Campus Dining Hall  
University of Maryland  
College Park, MD 20742  
(301) 314-8200  
(301) 314-8358 (fax)

Sports Director  
WMUC Radio  
South Campus Dining Hall  
P.O. Box 99  
College Park, MD 20742  
(301) 314-7866

**RADIO OUTLETS**

Andy Pollin  
WTEM-Sports  
11300 Rockville Pike  
Rockville, MD 20852  
(301) 770-5700

Jim West  
WBAL-Sports  
3800 Hooper Ave.  
Baltimore, MD 21211  
(410) 338-6594

Ken Beatrice  
WMAL-Sports  
4400 Jenifer St.  
Washington, D.C. 20015  
(202) 686-3010

**TELEVISION OUTLETS**

George Michael  
WRC-TV Sports  
4001 Nebraska Ave., NW  
Washington, D.C. 20016  
(202) 885-4451

Warner Wolf  
WUSA-TV Sports  
4100 Wisconsin Ave., NW  
Washington, D.C. 20008  
(202) 895-5600

Rene Knott  
WJLA-TV Sports  
3007 Tilden St., NW  
Washington, D.C. 20008  
(202) 364-7726

Steve Buckhantz  
WTTG-TV Sports  
5151 Wisconsin Ave., NW  
Washington, D.C. 20016  
(202) 895-3026

Scott Garceau  
WMAR-TV Sports  
6400 York Road  
Baltimore, MD 21212  
(410) 377-7558

Gerry Sandusky  
WBAL-TV Sports  
3800 Hooper Ave.  
Baltimore, MD 21212  
(410) 338-1750

John Buren  
WJZ-TV Sports  
Television Hill  
Baltimore, MD 21211  
(410) 578-7522

NEWSCHANNEL 8  
7600-D Boston Blvd.  
Springfield, VA 22153  
(703) 912-5300

**FINDING THE TERPS ON THE ROAD**

Oklahoma  
Oklahoma City Marriott  
(405) 842-6633

Abdow's Hall of Fame  
Classic  
Springfield Marriott  
(413) 781-7111

Georgia Tech  
Northwest Marriott  
(404) 262-3344

Wake Forest  
Adam's Mark Hotel  
(919) 725-3200

Duke  
Washington Duke Inn  
and Golf Club  
(919) 490-0999

Virginia  
Sheraton Inn  
Charlottesville  
(804) 973-2121

North Carolina  
Marriott at Research  
Triangle Park  
(919) 941-6200

Florida State  
Radisson Hotel  
Tallahassee  
(904) 941-6200

N.C. State  
Marriott at Research  
Triangle Park  
(919) 941-6200

Clemson  
Greenville-Spartanburg  
Airport Marriott  
(803) 297-0300

ACC Tournament  
Hilton at University Inn  
(704) 547-7444

# 1993-94 SCHEDULE



**DATE(S) TIME OPPONENT TV**

**NOVEMBER**

19-Fri.	8:00 pm	AUSTRALIAN NAT. TEAM	
23-Tue.	8:00 pm	VERICH REPS	
26-Fri.	2:00 pm	Georgetown (USAir Arena, Landover, MD)	ESPN
27-Sat.	8:00 pm	CORNELL	
30-Tue.	8:00 pm	RIDER	

**DECEMBER**

2-THU.	8:00 PM	MARYLAND-BALT. CO.	
4-SAT.	8:00 PM	MORGAN STATE	
7-Tue.	9:30 pm	@ Oklahoma (The Myriad, Oklahoma City, OK)	ESPN
23-Thu.	8:00 pm	TOWSON STATE (Baltimore Arena)	
Abdow's Hall of Fame Classic, Springfield, Mass.			
28-Tue.	6/8:00 pm	U Mass vs Hartford MARYLAND vs Hofstra	
29-Wed.	6/8:00 pm	Consolation Championship Games	

**DATE(S) TIME OPPONENT TV**

**JANUARY**

4-Tue.	8:00 pm	@ Georgia Tech*	R/J
8-Sat.	1:30 pm	NORTH CAROLINA*	R/J-ESPN <sup>2</sup>
11-Tue.	8:00 pm	FLORIDA STATE*	R/J
15-Sat.	4:00 pm	@ Wake Forest*	
22-Sat.	3:30 pm	N.C. STATE*	R/J
26-Wed.	8:00 pm	CLEMSON*	
29-Sat.	Noon	@ Duke*	ESPN

**FEBRUARY**

2-Wed.	7:00 pm	@ Virginia*	ESPN
5-Sat.	1:30 pm	GEORGIA TECH*	R/J
10-Thu.	8:00 pm	@ North Carolina*	R/J
12-Sat.	2:00 pm	@ Florida State*	ESPN <sup>2</sup>
16-Wed.	8:00 pm	WAKE FOREST*	
19-Sat.	8:00 pm	LOYOLA (MD)	
23-Wed.	7:30 pm	@ N.C. State*	
26-Sat.	Noon	@ Clemson*	R/J

**MARCH**

2-Wed.	8:00 pm	DUKE*	
5-Sat.	4:00 pm	VIRGINIA*	R/J-ESPN <sup>2</sup>
10-13		@ ACC Tournament	R/J-ESPN
Thu-Sun		Charlotte, N.C.	

\* denotes Atlantic Coast Conference game.  
All game times listed are Eastern Standard Time (EST).  
For ticket information, call: (301) 314-7070 or 1-800-IMA-TERP

MARYLAND TERRAPINS

