


Maryland Basketball



1995-96



M D S



Welcome

TO THE UNIVERSITY OF MARYLAND



Head Coach Gary Williams, his staff and team would like to welcome you to Cole Field

House and hope to make your visit as enjoyable as possible. The Terrapin basketball program is one of the top all-around programs in the nation and Cole is one of the more exciting places to watch and cover a game. The Sports Information staff is always available to serve you, and has prepared this media guide as a source of information which the news media can refer to throughout the season. Welcome to Maryland. We hope you enjoy your visit.

BEFORE YOU ARRIVE

Game credentials are issued to accredited members of the media only. Working space in the press area of Cole is limited and seats are expressly reserved for those working on deadline, with no exceptions. Children and other non-workers are not allowed in the press area. Credentials should be ordered at least one week before each game, and are issued through the Sports Information Office. Requests for credentials should be made in writing and on letterhead stationery to Chuck Walsh, Sports Information Director for Men's Basketball. If it is convenient for you to FAX your request, you are welcome to do so. The FAX number in the Sports Information Office is (301) 314-9094. These requests are accepted from Sports Editors and Sports Directors only. The credential requests should be sent so that they reach the Sports Information Office at least one week prior to the

desired games. They are carefully screened to insure good working conditions in the press area. When time permits, a working press pass and a parking pass will be mailed. When this is not possible, they will be left at the Press Will Call entrance at the back door of Cole. The back door of Cole directly faces Byrd Stadium.

Photographers, too, should make their credential requests at least one week in advance. Credential requests for photography passes are welcome. Photographers should note that the Cole Field House lights are color balanced for daylight. An exposure setting of /250 at f2.8 has been found to work well with ASA 400 film and normal processing. Strobe lights may be installed in Cole; but arrangements must be made through the Sports Information Office two weeks in advance. Space for strobe lights is available on a first come, first served basis.

Game Day Press Parking is located in Parking Garage 1, located to the left of the Press Entrance (back door) of Cole Field House. The parking garage is best accessed from the Stadium Drive entrance to campus. Access is via press parking pass only and is available on a limited basis.

MEDIA WORK ROOM

A press work room is available for working media only on the court level of Cole. The new media workroom is located just off of the basketball court. A limited number of long distance phone lines are available on a first-come, first serve basis, and require a credit card for billing.

The room opens well before game time, and media representatives are welcome to make themselves comfortable. Food service is available to the media in the press room. A half-time and post-game beverage ser-



vice is also available. The pre-game buffet is available one hour before tip-off.

FAX MACHINE SERVICE

Fax machine service will be available in the press room. If you need any information faxed to your newspaper, please submit your request to a member of the Sports Information Office.

PRESS SEATING

Press seating is located on the basketball floor in the northwest corner of the arena. The area is manned by members of the Sports Information Office throughout the game. The Sports Information staff desires to help the media be as comfortable as possible during each game.

PHOTOGRAPHERS

The NCAA has established a policy to control congestion in the photography areas on the basketball court. Only photographers on assignment are given photo passes along with members of working television media. Admission to the court and the photo boxes is by photo pass only. Photographers, both still and electronic, must shoot from the baselines at the Northwest (Maryland Bench end/directly in front of press seating) and Southeast (visiting bench) corners of the court. Photographer's floor access is governed by Atlantic Coast Conference policy. Please note that only game photographers have access to the photography areas. Photographers are also welcome to shoot from the photo deck on the West side of Cole. Access to the photo deck is from the concourse level opposite the team benches. Photographer positions are at the complete discretion of the basketball game officials and the Sports Information Office AT ALL TIMES. Failure to comply with their directions will result in expulsion from the arena.

IN-SEASON INTERVIEW POLICY

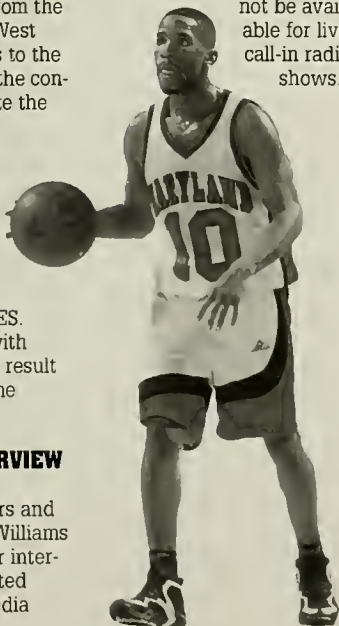
All Maryland players and Head Coach Gary Williams will be available for interviews with accredited members of the media

throughout the season. ALL INTERVIEW REQUESTS must be made through the Sports Information Office, contacting Chuck Walsh, Herb Hartnett or joe f. blair. Player interviews are conducted before practice in the media workroom. Please allow for 24 hours prior notice. Player's individual phone numbers will not be given to the media and game day interviews will not be granted until the end of a game.

The Sports Information Office is located on the main level of Cole Field House in room 1102. The phone number is (301) 314-7065 and the FAX number is (301) 314-9094.

Practices are open to the media with few exceptions. The team generally practices from 3 to 6 p.m. Monday through Friday. Weekend practice times vary; media wishing to attend practice should contact the Sports information Office ahead of time. Still and electronic photographers are welcome to practice provided they do not interfere with the practice.

Players will not be available for live call-in radio shows.



POST GAME PRESS CONFERENCES

Post game coaches interviews are held in the basketball lounge adjacent to the media work room and the Maryland locker room. Coaches from both teams will be brought to the interview area after each game. Coach Gary Williams will appear first, immediately after he talks to his team. He will be followed by the visiting coach. The Maryland locker room is open to credentialed media for a brief period after Coach Williams concludes his comments to the media. This is in accordance with ACC rules. The visiting team's locker room access policy is determined by officials of that school.

POST GAME STATISTICS

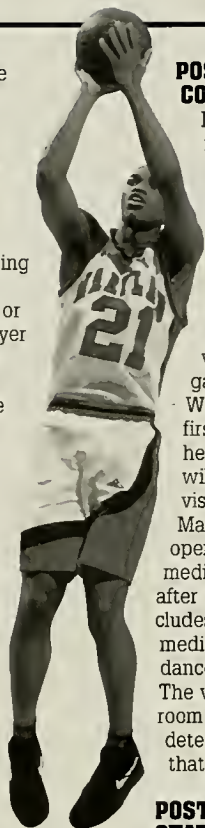
Statistics packets, including running play-by-play, first half and final boxscores and post-game quotes are compiled following every game, and made available to the media at press row and in the press room.

Welcome to the University of Maryland's Cole Field House. We hope you enjoy your visit.

ATLANTIC COAST CONFERENCE MEDIA SERVICES

Weekly Teleconference
Beginning the first Tuesday in January, and continuing each week through the end of the season, the Atlantic Coast Conference will hold a weekly telephone press conference featuring all nine league coaches beginning at 11 a.m.

Each coach will be available to furnish comments and take questions for 10 minutes, beginning with Clemson Head Coach Rick Barnes and continuing in alphabetical order by school. Gary Williams is available from 11:40-11:50. The weekly press conference, through the services of Darome Phone Service in Alexandria, Va., can be accessed by calling (703) 276-4310. The teleconference will be replayed in its entirety for 24 hours following the conclusion of the original press confer-



SPORTS INFORMATION

Mailing Address

P.O. Box 295
College Park, MD 20742-0295

Shipping Address

Room 1112
Cole Field House
Campus Drive
College Park, MD 20740

Main Office Phone: (301) 314-7064

Office Fax: (301) 314-9094

Sports Information Director: Herb Hartnett

Office Phone: (301) 314-7064

Home Phone: (410) 730-8824

Sports Information Director

for Men's basketball: Chuck Walsh

Office Phone: (301) 314-7065

Home Phone: (301) 890-9671

Assistant Director: joe f. blair

Office Phone: (301) 314-7063

Home Phone: (301) 589-6883

Assistant Director: Heather Czezok

Office Phone: (301) 314-7062

Home Phone: (301) 680-2270

Administrative Assistant: Vanessa Abell

Intern: Lori Van Lonkhuyzen

Students: Debbie Drucker, Nicole Hawkins, Dan Lyons, Josh Herman, Andy Krauss, Dave O'Brian.

ence. Please contact Brian Morrison of the ACC Office at (910) 854-8787 for further information.

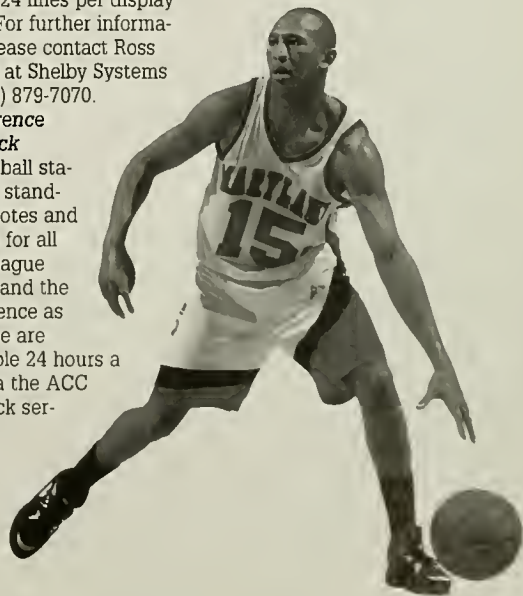
Conference Statistics
The ACC offers up-to-date statistics on a daily basis throughout the season. They are accessible by computer modem every afternoon after 3 p.m. The number for the ACC Computer Bulletin Board is (910) 855-6568. Some helpful hints: (1) list 80 characters per line on the screen, (2) list 24 lines per display page. For further information please contact Ross Mason at Shelby Systems at (205) 879-7070.

Conference

FaxBack

Basketball statistics, standings, notes and quotes for all nine league teams and the conference as a whole are available 24 hours a day via the ACC FaxBack service.

Members of the media can receive releases and statistics on their own fax machines by dialing from the handset of their fax machine, and choosing from a menu the school and sport they wish to receive. A catalog of documents and corresponding code numbers, as well as the FaxBack number, can be obtained by calling the ACC Media Relations Office at (910) 854-8787.



Terp Table


CONTENTS

Welcome to the University of Maryland	IFC-1	ACC Standings and Statistics	81
Terp Table.....	2	Season Box Scores	82-88
Divider Page - The Season	3	Divider Page - Historical Terps	89
Team Roster.....	4	All-Time Letterwinners	90-91
Squad Analysis.....	5	Award Winning Terps	92-94
Season Preview	6-8	All-American Terps.....	95-100
Divider Page - The Coaching Staff	9	Terps in the Pros	101
Gary Williams, Head Coach	10-15	Divider Page - Terp Records	102
Billy Hahn, Assistant Coach	16-17	Individual Records	103-111
Art Perry, Assistant Coach	18-19	Team Records	112
Jimmy Patsos, Assistant Coach.....	20	Miscellaneous Records	113-114
Peter Sauer, Administrative Assistant	21	Season Leaders	115-116
Cleo-Long Thomas, Coaches Secretary	21	Maryland Year by Year Statistics.....	117
Marchelle Payne, Office Assistant	21	Opponents' Year by Year Statistics	118
J.J. Bush, Medical Staff	22	Terps vs. All Opponents.....	119-123
Divider Page - The Players	23	Terps Through the Years	124-128
Keith Booth.....	24-26	Terps Tournament History.....	129-130
Rodney Elliott.....	27-29	Wire Service Rankings	131
Exree Hipp.....	30-32	Divider Page - Terp Opponents.....	132
Sarunas Jasikevicius.....	33-35	American University.....	133
Matt Kovarik.....	36-38	Clemson University.....	133
Mario Lucas.....	39-41	UCLA.....	134
Matt Raydo.....	42-43	Delaware State.....	134
Johnny Rhodes.....	46-48	Duke.....	135
Duane Simpkins.....	49-51	Florida.....	135
Obinna Ekezie.....	52	Florida State.....	136
Laron Profit.....	53	George Washington.....	136
Terrell Stokes.....	54	Georgia Tech.....	137
Top Ten Backcourts.....	44-45	Howard.....	137
Hawaiian Paradise.....	55-56	Kentucky.....	138
Television/Radio Head Shots	144	Maryland Eastern Shore.....	138
Divider Page - Welcome to Maryland	57	Massachusetts.....	139
Deborah A. Yow, Director of Athletics	58	Missouri.....	139
Athletic Department Staff Pictures	59	North Carolina.....	140
Athletic Department Staff Listing	60	N.C. State.....	140
Terrapin Club	61	Rider.....	141
Academic Support Unit.....	62	Towson State.....	141
Strength and Conditioning.....	63	Virginia.....	142
President William E. Kirwan.....	64	Wake Forest.....	142
The University at College Park.....	65-69	Terp Watchers - The Media	143
Cole Field House.....	70-73		
Cheerleaders/Band	74		
Airwaves/Radio Network.....	75		
Divider Page - 1994-95 in Review	76		
Season in Review, Honors.....	77-78		
Season Statistics.....	79		
Game by Game Statistics	80		

The 1995-96 University of Maryland Men's Basketball Media Guide was published by the Department of Intercollegiate Athletics, Deborah A. Yow Director. It was written, compiled and edited by Chuck Walsh with considerable help from Herb Hartnett, Joe F. Blair, Heather Czeczok, Vanessa Abell and Andy Krauss. Lisa Helfert, who chronicled Maryland's athletic history by giving generously of her talent and time, is the chief photographer for the publication. Photographs also appear courtesy of Doug Pensinger who took the headshots, team pictures and contributed much of the fantastic artwork, Bruce Schwartzman and Dave Krause. Layout and design is by Dave Pfeiffer of Concrete Creative in Beltsville, Md. who is a creative genius and continues to amaze the world with each artistic creation. The publication was printed by Presstar Printing, Inc. of Silver Spring, Md. A great deal of thanks goes to the staff of Presstar who helped make this book possible: Joel Kauffman, June Lung and Don French. Thank you Nancy, for without you, this media guide would never have been completed.

The University of Maryland is an equal opportunity institution with respects to both education and employment. The University does not discriminate on the basis of race, color, origin, sex, or handicap in admission or access to, or treatment or employment in, its programs and activities as required by federal (Title VI, Title IX, Section 504) and state laws and regulations. Inquiries regarding compliance with Title VI of the Civil Rights Act of 1964, as amended, Title IX of the 1972 Educational Amendments, Section 504 of the Rehabilitation Act of 1973, or related legal requirements should be directed to Office of Human Relations, 1107 Hornbake Library, University of Maryland, College Park, MD 20742; Telephone 301-405-2838. Inquiries concerning the application of Section 5-4 and Part 34 of the C.F.R. to the University of Maryland, College Park, Maryland, may be directed to Director, Disabled Student Services, 0126 Shoemaker Hall, University of Maryland, College Park, Maryland, 20742; Telephone (301) 314-7682 (voice) or (301) 314-7683 (TTY).

The Season




COLE

FIELDHOUSE

1955-1995

Men's Roster

1995-96



ALPHABETICAL

Name (No.)	Yr.	Pos.	Ht.	Wt.	Hometown (High School)
Keith Booth (22)	Jr.	F	6-6	222	Baltimore, Md. (Baltimore Dunbar)
Obinna Ekezie (54)	Fr.	F/C	6-9	260	Clinton, Md. (Worcester Academy)
Rodney Elliott (25)	So.	F	6-8	213	Baltimore, Md. (Baltimore Dunbar)
Exree Hipp (4)	Sr.	F	6-8	224	Washington, D.C. (Harker Prep)
Sarunas Jasikevicius (13)	So.	G	6-4	195	Kaunas, Lithuania (Solanco, Pa.)
Matt Kovarik (11)	Jr.	G	6-4	201	Greensboro, N.C. (Grimsley)
Mario Lucas (21)	Sr.	F	6-8	241	Memphis, Tenn. (Fairley)
Laron Profit (3)	Fr.	F/G	6-5	189	Charleston, S.C. (Cesar Rodney)
Matt Raydo (5)	Jr.	G	5-10	153	Ft. Lauderdale, Fla. (Cardinal Gibbons)
Johnny Rhodes (15)	Sr.	G	6-4	212	Washington, D.C. (Washington Dunbar)
Duane Simpkins (10)	Sr.	G	6-0	172	Ft. Washington, Md. (DeMatha)
Terrell Stokes (12)	Fr.	G	6-0	172	Philadelphia, Pa. (Simon Gratz)
*Brian Watkins (45)	So.	F	6-9	216	Nashville, Tenn. (Overton)

*Will practice but not compete during the 1995-96 season under NCAA transfer guidelines.

NUMERICAL

No.	Name	Yr.	Pos.	Ht.	Wt.	Hometown (High School)
3	Laron Profit	Fr.	F/G	6-5	189	Charleston, S.C. (Cesar Rodney)
4	Exree Hipp	Sr.	F	6-8	224	Washington, D.C. (Harker Prep)
5	Matt Raydo	Jr.	G	5-10	153	Ft. Lauderdale, Fla. (Cardinal Gibbons)
10	Duane Simpkins	Sr.	G	6-0	172	Ft. Washington, Md. (DeMatha)
11	Matt Kovarik	Jr.	G	6-4	201	Greensboro, N.C. (Grimsley)
12	Terrell Stokes	Fr.	G	6-0	172	Philadelphia, PA (Simon Gratz)
13	Sarunas Jasikevicius	So.	G	6-4	195	Kaunas, Lithuania (Solanco, Pa.)
15	Johnny Rhodes	Sr.	G	6-4	212	Washington, D.C. (Washington Dunbar)
21	Mario Lucas	Sr.	F	6-8	241	Memphis, Tenn. (Fairley)
22	Keith Booth	Jr.	F	6-6	222	Baltimore, Md. (Baltimore Dunbar)
25	Rodney Elliott	So.	F	6-8	213	Baltimore, Md. (Baltimore Dunbar)
45	Brian Watkins	So.	F	6-9	216	Nashville, Tenn. (Overton)
54	Obinna Ekezie	Fr.	F/C	6-9	260	Clinton, Md (Worcester Academy)

Head Coach: Gary Williams (7th year)

Assistant Coaches: Billy Hahn (7th year), Art Perry (6th year), Jimmy Patsos (5th year)

Pronunciations: Exree (x-Ree) Hipp; Sarunas Jasikevicius (Yes-ah-KAV-ah-CHUS)

Squad Analysis

1995-96

LETTERWINNERS RETURNING (9)

No.	Name	Pos.	Ht/Wt/Cl/Exp.	1994-95 Averages	Hometown/High School
* 4	Exree Hipp	F	6-8/205/Sr./3VL	13.6 ppg/4.2 rpg	Washington, D.C./Harker Prep
*10	Duane Simpkins	G	6-0/178/Sr./3VL	10.5 ppg/4.8 apg	Ft. Washington, Md./DeMatha
11	Matt Kovarik	G	6-5/182/Jr./2VL	0.7 ppg/0.9 apg	Greensboro, N.C./Grimsley
13	Sarunas Jasikevicius	G	6-4/190/So./1VL	3.1 ppg/0.7 rpg	Kaunas, Lithuania/Solanco, Pa.
*15	Johnny Rhodes	G	6-4/205/Sr./3VL	14.0 ppg/2.5 spg	Wash., D.C./Wash. Dunbar
21	Mario Lucas	F	6-8/231/Sr.3VL	7.1 ppg/3.1 rpg	Memphis, Tenn./Fairley
*22	Keith Booth	F	6-5/221/Jr./2VL	10.9 ppg/7.3 rpg	Baltimore, Md./Baltimore Dunbar
25	Rodney Elliott	F	6-8/220/So./1VL	1.4 ppg/1.5 rpg	Baltimore, Md./Baltimore Dunbar
5	Matt Raydo	G	5-10/160/Jr./2VL	1.0 ppg/0.5 rpg	Ft. Lauderdale, Fla./Cardinal Gibbons

NEWCOMERS (3)

No.	Name	Pos.	Ht/Wt/Cl/Exp.	1994-95 Averages	Hometown/High School
3	Laron Proffit	F/G	6-8/180/Fr./HS	25.8 ppg/8.9 rpg	Charleston, S.C./Cesar Rodney
54	Obinna Ekezie	F/C	6-10/250/Fr./HS	20.0 ppg/10.0 rpg	Pt. Harcourt, Nigeria/Worcester Aca.
12	Terrell Stokes	G	6-0/175/Fr./HS	13.8 ppg/9.4 rpg	Philadelphia, Pa./Simon Gratz

LETTERWINNERS LOST (4)

No.	Name	Pos.	Ht/Wt/Cl/Exp.	1994-95 Averages	Hometown/High School
31	Wayne Bristol	G	6-0/185/Sr./3VL	3.9 ppg/1.2 rpg	Beltsville, Md./High Point
12	Donny Judd	F	6-5/185/Sr./2VL	1.6 ppg/0.5 rpg	Forestville, Md./Anchorage East
55	Kurtis Shultz	F	6-5/235/Sr./3VL	1.6 ppg/0.9 rpg	Randallstown, Md./DeMatha
*32	Joe Smith	F/C	6-10/221/So./2VL	20.8 ppg/10.7 rpg	Norfolk, Va./Maury

* 1994-95 Starter

Head Coach: Gary Williams (Maryland, 1968). Entering his 18th seson overall (312-205, .603). Entering his 7th year at Maryland (105-77, .577)

Assistant Coaches: Billy Hahn (Maryland, 1975; Entering his 7th year at Maryland), Art Perry (Rutgers, 1975; Entering his 6th year at Maryland), Jimmy Patsos (Catholic, 1989; Entering his 5th year at Maryland)

Basketball Administrative Assistant: Peter Sauer (Maryland, 1981)

Pronunciations: Exree (x-Ree) Hipp; Sarunas Jasikevicius (Sha-Roon-US Yes-i-Ke-VICH-us)


Starters Returning/Lost:4/1
 Lettermen Returning/Lost:9/4
 Newcomers:.....3
 Fr/So/Jr/Sr:.....4/3/2/3

Seniors: Exree Hipp, Mario Lucas, Johnny Rhodes, Duane Simpkins

Juniors: Keith Booth, Matt Kovarik, Matt Raydo

Sophomores: Rodney Elliott, Sarunas Jasikevicius

Freshman: Obinna Ekezie, Laron Profit, Terrell Stokes



Outlook

1995-96

If the Maryland Terrapins were the one-man team many in college basketball think they are, they might have cratered against Gonzaga in the first round of the NCAA basketball Tournament Thursday night.

"If the Terps were the one-man team of Sportscenter legend, they'd be in big trouble today in the second round against Texas, a frantic, guard-oriented team that thrives on its opponents inability to play defense 20 feet from the basket."

"Joe Smith can't win the game out there."

"And he couldn't do anything against Gonzaga."

So wrote John Eisenberg of the Baltimore Sun in March of 1995 during the Terps second consecutive run to the "Sweet 16" round of the NCAA Tournament.

The same can be said of the Terps as they approach the 1995-96 season.

One of the most talented and experienced Maryland teams in recent memories will attempt to take the Terps to new heights. The Terps return four starters, have experience coming off the bench, and welcome three exciting freshmen to one of the nation's top Division I programs.

The most prominent player missing from the Maryland lineup is Joe Smith, last year's leader in scoring (20.0 ppg), rebounding (10.7 rpg)



and blocked shots (2.9 bpg). The 6-10 All-America center left college after his sophomore season to enter the National Basketball Association draft, where he was the first overall selection. Smith was the consensus selection as the 1995 National Collegiate Player of the Year, winning the Naismith and Adolph Rupp awards as the National Player of the Year. In addition, he became only the third sophomore in history to win the Atlantic Coast Conference Player of the Year award.

But with four-fifths of

its starting lineup back, Maryland is ready to continue its ascent into the top tier of the nation's premier teams.

The loss of Smith means Maryland's active, pressure style of defense may become even more active and pressure packed. If this holds true, a great deal of the offensive and defensive load will be shouldered by Maryland's superb backcourt.

The Terps return an exceptional backcourt tandem in seniors Johnny Rhodes and Duane Simpkins. The pair has been the starting backcourt in College Park for 64 consecutive games. Together, combine for 153 starting assignments. During that time, Maryland has advanced to the NCAA Tournament "Sweet 16" twice, finished in first place in the Atlantic Coast Conference standings once and won nearly 70 percent of its games.


Rhodes has developed into one of the most versatile players in the nation. At 6-4, and a lefthander, Rhodes is comfortable as the point or shooting guard. He is one of the top defensive specialists in the nation. At 6-4, he is tall enough to see over most defenses, allowing him to see open teammates. His dribble is deceptively quick. His crossover has been known to leave even the quickest opponent looking at the back of his uniform.

Rhodes enters his senior season on pace to shatter the ACC record for career steals. He begins his senior season with 234 career steals and a 2.54 steals per game average. Should he lead the Terps in steals, he will become only the third player in ACC history to lead his team in steals during each of his four varsity seasons.

Simpkins, also a lefthander, led Maryland in assists last season and will be called upon to help fill the scoring void left by Smith's departure. He worked hard to improve his outside shot and will have to step up and be one of Maryland's top outside shooting threats. But this is a player who has improved throughout



Outlook



his career, and his ever-rising numbers have displayed that fact.

He is one of only four point guards in Maryland history to have averaged in double figure scoring and at least 4.5 assists per game in two consecutive seasons. His averages of 11.1 points and 4.7 assists during his back-to-back sophomore and junior seasons placing him in select Terp company with All-American John Lucas, first round NBA 1st round draft choice Brad Davis and Kevin McLinton. Complimenting his shooting, Simpkins is one of only two returning players in the ACC to have ranked among the top six in

assists in each of the last two years.

Rhodes and Simpkins will be joined in the backcourt by juniors Matt Kovarik (60 career games played) and Matt Raydo (21 career games played), sophomore Sarunas Jasikevicius (29 games played) and freshman Terrell Stokes.

Kovarik, a veteran of two complete ACC seasons, will add to Maryland's overall team depth. The only player outside of the regular starting five to gain one start in each of the last two years, Kovarik's outside shot and passing capabilities are two aspects of his game which need to be sharp for him to help the Terps. Raydo is another

point guard who is capable of adding valuable minutes as a reserve, and is a crowd favorite.

Jasikevicius, Maryland's designated outside shooter, showed flashes of brilliance during his freshman season. He will be counted on as one of Maryland's top three-point shooting threats. He was sixth among ACC freshmen last year with a 38.7 mark from three-point range.

In Stokes, Maryland has the prototypical Gary Williams-type point guard. In addition to scoring 13.8 points per game as a senior at nationally ranked Simon Gratz in Philadelphia, Stokes averaged 9.2 assists and 5.8 steals a game. He has been labeled as the No. 1 pure point guard entering the college ranks.

Maryland's frontline will be anchored by junior forward Keith Booth, one of only two juniors in the ACC to have earned all conference honors each of the last two years. He played beside Joe Smith starting 64 consecutive games. He is one of the most experienced frontcourt players in the nation. He averaged 10.8 points and 6.7 rebounds during his first two years while consistently outperforming bigger players. Because of his talent and tenacity, Booth routinely tangles with bigger players while fighting for position under the boards. He has competed with the likes of former North Carolina All-American Jerry Stackhouse, Georgia Tech's James Forrest,


Wake Forest's Travis Banks, Florida State's 6-11 Corey Lewis and Duke's 6-10 Erik Meek.

Booth will be joined in the frontcourt by senior Mario Lucas, one of the top sixth men in the ACC during much of his career. Lucas brings many different looks with him to the frontcourt table. He has the size and strength (6-8, 240) to play underneath and to be among the top rebounders in the conference. He also has the mobility and shooting range to be able to beat many smaller players from beyond the free throw and three point lines. Lucas was fourth on the team in rebounds and third on the team in three point shots made. He is also very experienced, having played in 87 career games.

Senior Exree Hipp, maybe the most athletic player in the nation, rounds out Maryland's frontcourt. The two-time honorable mention All-



ACC selection has displayed great offensive and defensive capabilities throughout his career, which now spans 92 consecutive starts. He scored a season high 23 points versus North Carolina in last year's ACC Tournament, after hitting for 21 versus Duke in the regular season. In the Duke contest, Hipp hit five of six three point shots. At 6-8, Hipp has become one of the more



Outlook

difficult match-up problems for Terp opponents. His ability to play perimeter defense against a smaller forward or guard gives Maryland a great advantage. He will be looked upon to help make up for Smith's absence.

Sophomore Rodney Elliott and freshmen Obinna Ekezie and Laron Profit will prove to be valuable front-court reserve players. That trio of underclassmen will play vital roles in Williams's substitution pattern and will have to add quality minutes every night.

Elliott, a high school teammate of Booth at Baltimore Dunbar, possesses strong defensive skills which make him a valuable reserve. He has added nearly 15

pounds to his frame which will help him as he competes for extended playing time. Elliott was at his best in the NCAA Tournament as he scored nine points and grabbed two rebounds in only seven minutes of play while spelling Smith who was in early foul trouble.

Ekezie and Profit will both compete for playing time on the front-line. Ekezie is a solid player who will see a dramatic improvement in his play quickly upon entering the Williams system. His ability to play well and more importantly, consistently well, underneath is something that the Terps' coaching staff will ask of the Nigerian born newcomer.

Profit is an athletic

swing-type player who will help the Terps in a number of different areas. He has good ball handling skills, shoots well in the open court and under pressure and runs the floor well. Profit will fit into Maryland's style immediately and will offer a valuable back-up at the off guard and quickside forward positions.

Maryland will once again face one of the toughest schedules of any team in the country. Beginning with Kentucky in the Starter/Hall of Fame Tip-Off Classic, Massachusetts in the Franklin National Bank Classic and UCLA in the Wooden Classic, Maryland will have faced three teams which all advanced to the "Elite" 8 of the NCAA Tournament last year. The Terps will continue their schedule after Christmas with the always tough 16-game ACC slate. Williams has added another tough wrinkle during the ACC schedule - a February home date with Missouri.

Maryland returns what may be the most experienced lineup in the country with a combined 309 starts and 340 games played. Add to that a fifth starter who has played in 87 career games and a bench which has played a total of 140 games with an extremely strong trio of freshman and Williams likes what he sees on the court. The Terps will be battle tested throughout the season and should be tough to contend with come ACC and NCAA Tournament time.



Coaches




COLE

FIELDHOUSE

1955-1995



Gary Williams



GARY WILLIAMS

Gary Williams' teams cast an image like the man himself. They are intense, exciting, hard working and always play with a will to win. On and off the court, the head coach and his teams have much in common, but work ethic binds them. It is that work ethic, that has made Maryland one of the top teams in the nation. It is that work ethic that has forged an average of 18 wins a season in Williams' six years at Maryland. Exciting, intense basketball has produced three post-season appearances, including consecutive trips to the "Sweet 16" of the NCAA Tournament. Williams is one of only five coaches to take teams to back-to-back regional semifinals in the past two years.

Maryland basketball has returned to the upper echelon of Division I.

Entering the 1995-96 season, the Terps have been ranked in 19 of the last 25 Associated Press and CNN/USA Today polls, including 16 straight. Maryland was ranked in the top 10 for ten consecutive weeks, peaking at No. 5. The No. 5 ranking was the highest since the 1984 season.

The 50-year old Williams enters the 1995-96 season with a 105-77 (.577) record at Maryland. In 17 years as a head coach, Williams' record stands at 312-205 (.603).

When Williams arrived at Maryland to take what he called "his dream job," he inherited a team that had won but nine games the year before, and finished in last place in the ACC.

Immediately, Williams put his stamp on the program. His 1990 team won 19 games and advanced to the second round of the National Invitation Tournament. The Terps came from nowhere to win six conference games and defeat Massachusetts in the NIT. In the process, Maryland improved its scoring average from 69.2 points per game to 83.2 points per game.

Maybe more important than the victories and post-season appearance was that the Terp faithful were coming back to Cole Field House. The average attendance at home games improved by more than 1,000 fans during Williams' first season. Last year, the Terps established a school record, as an average of nearly 14,000 fans poured into Cole each night the Williams led Terps took the floor.

NCAA Men's Basketball Teams with No. 1 overall picks in the NBA draft

T1. Maryland-1976, 1995
(John Lucas, Joe Smith)

Houston-1968, 1984 (Elvin Hayes, Hakeem Olajuwon)

Indiana-1961, 1977 (Walt Bellamy, Kent Benson)

Michigan-1966, 1993
(Cazzie Russell, Chris Webber)

North Carolina-1982, 1986
(James Worthy, Brad Dougherty)

Purdue-1980, 1994 (Joe Barry Carroll, Glenn Robinson)

UCLA-1969, 1974 (Kareem Abdul-Jabbar, Bill Walton)



NCAA Men's Basketball Coaches with the most 3 picks in the NBA draft lottery

1. Mike Krzyzewski, Duke
(3)-1989, 1992, 1994 (Ferry, 2; Laettner, 3; Hill, 3)

T2. Gary Williams, Maryland (2)-1987, 1995
(Hopson, 3; Smith, 1)

John Thompson, Georgetown (2)-1985, 1992
(Ewing, 1; Morning, 2)

Dale Brown, Louisiana State
(2)-1990, 1992 (Jackson, 3; O'Neil, 1)

Jerry Tarkanian, Nevada Las Vegas (2)-1987, 1991
(Gilliam, 2; Johnson, 1)

Dean Smith, North Carolina
(2)-1986, 1995 (Dougherty, 1; Stackhouse, 3)

Jim Boeheim, Syracuse
(2)-1990, 1991 (Coleman, 1; Owens, 3)

Williams helped return Maryland to the upper echelon of college basketball by teaching his teams to play with relentless intensity. Williams' teams play the game from end line to end line for 40 minutes. That style reflects Williams' own dedication and commitment.

Williams, who gained his 300th career victory last season, is in his 18th season as a head coach on the collegiate level. Eleven times in his 17 years as a head coach, Williams has led teams to post-season play. American University, Boston College, Ohio State and Maryland - each stop on his head coaching resume - went to post-season action.

Williams is the only coach to direct programs in the three most powerful conferences in college basketball - The Atlantic Coast, The Big East and The Big Ten. During Williams' combined 13 years in those three conferences, the national champion has come from Williams' league six times (three in his five years in the ACC, twice in his four years in the Big East and once in his three years in the Big Ten.)

A 1968 graduate of Maryland, Williams lettered as the Terps' starting point guard



GARY WILLIAMS' DATEBOOK

June 13, 1989—Named Maryland's seventh head coach. He becomes only the second former Terp player and only the third alumnus to be named head coach.

November 25, 1989—Defeated Delaware State, 87-53, in his first game as head coach. He becomes the sixth head coach in school history to win his first game.

December 24, 1989—Defeated Cal-State Sacramento, 98-68, to complete a three game tournament sweep and help lead Maryland to the championship of the Chaminade Christmas Classic in Honolulu, Hawaii.

January 4, 1990—Defeated Wake Forest, 88-82, in his first career ACC game as Maryland's head coach. He is only the second coach to win his first ACC game in his first attempt.

January 10, 1990—Defeated North Carolina, 98-88, to gain his first victory over a ranked team as Maryland's head coach.

March 15, 1990—Defeated Massachusetts, 91-81, in the first round of the National Invitation Tournament at Cole Field House. Williams is the first Maryland coach to take a team to the post-season in his first year as Maryland's head coach.

March 19, 1990—Closed his first season at Maryland with a 19-14 record making him the winningest first year coach in Terp history.

December 29, 1990—Guided the Terps to victories over Rutgers and South Carolina to gain the championship of the ECAC Holiday Festival in New York City's famed Madison Square Garden.

March 2, 1991—Closed his second season with a 16-12 overall record making him only the second head coach in school history to record winning seasons in each of his first two years.

March 1, 1992—Defeated No. 10 North Carolina at home.

January 19, 1993—Defeated No. 12 Oklahoma at the Baltimore Arena.

November 26, 1993—Defeated No. 15 Georgetown, 84-83, in overtime at USAir Arena.

January 17, 1994—Ranked No. 25 in the weekly Associated Press Poll. It marked the first time since the 1985 season that Maryland was represented in the weekly national writers and broadcasters poll.

March 13, 1994—Maryland named to the NCAA Tournament for the first time since 1988, earning the No. 10 seed in the Midwest region.

March 17, 1994—Defeated Saint Louis, 74-66, in his first NCAA Tournament game as the Terps' head coach.

March 19, 1994—Defeated second seeded Massachusetts, 95-87, in the biggest upset of the 1994 NCAA Tournament to advance the Terps to the "Sweet 16" for the first time since 1985.

November 7, 1994—Signed a seven-year contract extension.

December 26, 1994—Ranked No. 9 in the weekly Associated Press Poll. It marked the first time the Terps had been ranked in the top 10 since the 1984 season.

January 22, 1995—Defeated N.C. State, 84-67, at Raleigh to gain his 300th career coaching victory.

February 7, 1995—Defeated No. 1 North Carolina, 86-73, for his first win as Maryland's coach over the nation's top ranked team.

February 22, 1995—Defeated N.C. State, 84-71, in Cole Field House to gain his 100th coaching victory while at the University of Maryland.

March 12, 1995—Maryland named to NCAA Tournament for second consecutive season earning No. 3 seed in the West Region.

March 13, 1995—Ranked No. 10 in the final Associated Press poll. It is the first time since the final poll of the 1980 season that the Terps are ranked within the Top-10.

June 28, 1995—Unanimous National Player of the Year Joe Smith selected as the No. 1 overall pick in the 1995 NBA Draft in Toronto, Ontario, Canada.



from 1964-67 under Head Coach Bud Millikan. He served as team captain during his senior season. It was as a player in the ACC that Williams developed his basketball philosophy. He studied the game under Millikan, and it was then that he developed his penchant for the fullcourt pressure defenses for which his teams are known. He learned his half court

man-to-man defense from Millikan, who had learned from the legendary Hank Iba. The fast-breaking offense that Williams' teams employ is similar to the style Vic Bubas's Duke teams used when Williams was a player. Williams began his coaching career as a graduate student at Maryland under a future boss, Tom Davis. Williams was Davis'

assistant coach for the Maryland freshmen team during the 1969 season. The team finished with a 12-4 record. After earning a degree in business, he continued his coaching career as an assistant at Woodrow Wilson High School in Camden, New Jersey. After one year, he took over as the head coach and guided his first team to a per-



GARY IN PRINT

WASHINGTONIAN
YOUNG AGAIN
HOW TO LOOK YOUNG
HEALTHY AND FIT
NEW TECHNIQUES
WHY REMOVE
WRINKLES: TRIM
FAT AND BRILLIANT
SIGHTS OF AGING
IN LESS TIME! WITH
SUNBLENDS PLUS
SUNSCREEN
OH, IT DOES IT ALL

Sports Illustrated
Something to Shout About
Gary Williams Finally
Has His Own Dream
Season. It's Earned It.
By RANDY ROLAND
A MAN WHO HAS BEEN IN
THE NEWS SO MANY TIMES IN
recent years, Gary Williams
isn't. He has been on the
cover of Sports Illustrated
twice, and he has been on the
cover of Time magazine once.
He has been on the cover of
the Washingtonian magazine
twice, and he has been on the
cover of the Washington Post
twice. He has been on the
cover of the Washington Star
twice, and he has been on the
cover of the Washington
Evening Star twice. He has
been on the cover of the
Washington Post twice, and
he has been on the cover of
the Washington Star twice.
He has been on the cover of
the Washington Evening Star
twice, and he has been on the
cover of the Washington Post
twice. He has been on the
cover of the Washington Star
twice, and he has been on the
cover of the Washington
Evening Star twice. He has
been on the cover of the
Washington Post twice, and
he has been on the cover of
the Washington Star twice.

GARY WILLIAMS RECORD IN OVERTIME

at American (4-2)	American 98 vs. Stetson 94 (2OT)
December 28, 1978	American 85 vs. Central Florida 83 (OT)
December 29, 1978	American 83 vs. Bucknell 85 (2OT)
January 13, 1979	American 89 vs. George Washington 91 (OT)
January 15, 1979	American 84 vs. St. Joseph's (Pa.) 83 (OT)
February 24, 1981	American 65 vs. William & Mary 64 (OT)
February 2, 1982	
at Boston College (0-0)	None
at Ohio State (1-2)	Ohio State 79 vs. Kansas 78 (OT)
December 29, 1986	Ohio State 77 vs. Michigan State 78 (OT)
February 27, 1988	Ohio State 80 vs. St. John's 83 (OT) - NIT
March 23, 1989	
at Maryland (3-2)	Maryland 111 vs. #14 Duke 114 (OT)
February 10, 1989	Maryland 78 at Virginia 74 (OT)
March 2, 1991	Maryland 83 vs. Florida State 91 (OT)
January 18, 1992	Maryland 84 at #15 Georgetown 83 (OT)
November 15, 1993	Maryland 92 vs. #2 North Carolina 97 (OT) - ACC Tournament
March 11, 1995	

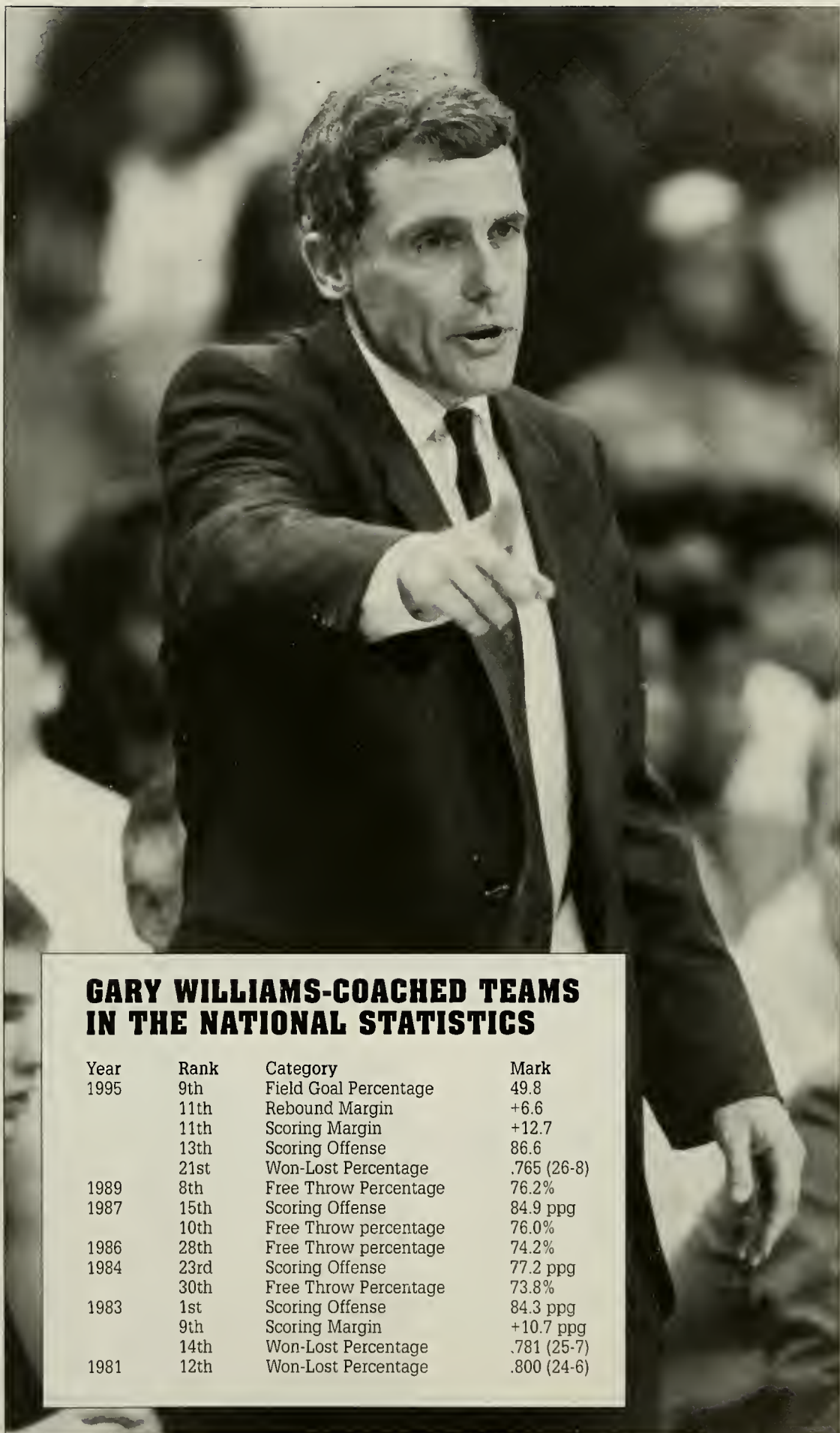


fect 27-0 record and the state title. Williams has called that season "the ultimate; there wasn't another game to win."

Williams spent one more year at Wilson before accepting an invitation from Davis in 1972 to become an assistant at Lafayette College. While an assistant at Lafayette, Williams also served as the head soccer coach. In 1978, Williams accompanied Davis to Boston College. After one year there, Williams became the head coach at American University.

Williams immediately began making his mark. His 1981 squad set the still-standing school record for victories with a 24-6 mark, won the East Coast Conference Championship, and played in the NIT. Williams was named the District Coach of the Year. American returned to post-season play the next season as the Williams-led Eagles went 21-9 and played in the NIT for the second consecutive year. Only once prior to Williams' arrival had AU gone to a post-season tournament, and the Eagles have not returned to post-season play since. Williams' four-year record at AU was 72-42.

In 1983, Williams succeeded Davis at Boston College. He was once again an instant success, posting a 25-7 record, and leading the Eagles to the regular season championship of the Big East in his first season. Making his first appearance in the NCAA Tournament, Williams directed the Eagles to the "Sweet 16." He finished third in the balloting for National Coach of the Year, and was honored as the Eastern Coach of the Year by his peers. He went on to duplicate that NCAA Tournament success again in 1985, when he again led BC to the "Sweet 16."



GARY WILLIAMS-COACHED TEAMS IN THE NATIONAL STATISTICS

Year	Rank	Category	Mark
1995	9th	Field Goal Percentage	49.8
	11th	Rebound Margin	+6.6
	11th	Scoring Margin	+12.7
	13th	Scoring Offense	86.6
	21st	Won-Lost Percentage	.765 (26-8)
1989	8th	Free Throw Percentage	76.2%
1987	15th	Scoring Offense	84.9 ppg
	10th	Free Throw percentage	76.0%
1986	28th	Free Throw percentage	74.2%
1984	23rd	Scoring Offense	77.2 ppg
	30th	Free Throw Percentage	73.8%
1983	1st	Scoring Offense	84.3 ppg
	9th	Scoring Margin	+10.7 ppg
	14th	Won-Lost Percentage	.781 (25-7)
1981	12th	Won-Lost Percentage	.800 (24-6)

Tournament Tested Coaches

Coach	Teams	*No.
Eddie Sutton	Creighton (1974); Arkansas (1977, 78, 79, 80, 81, 82, 83, 84, 85); Kentucky (1986, 87, 88); Oklahoma State (91, 92, 93, 94, 95)	4
Gary Williams	Boston College (1983, 85); Ohio State (1987); Maryland (1994, 95)	3
Gene Bartow	Memphis (1973); UCLA (1976, 1977); Alabama-Birmingham (81, 82, 83, 84, 85, 86, 87, 90, 94)	3
Dave Bliss	Oklahoma (1979); Southern Methodist (1984, 85, 88); New Mexico (1991, 93, 94)	3
Don DeVoe	Virginia Tech (1976); Tennessee (1979, 80, 81, 82, 83, 89); Navy (1995)	3
Charles G. Driesell	Davidson (1966, 68, 69); Maryland (1973, 75, 80, 81, 83, 84, 85, 86); James Madison (1994)	3
Eddie Hickey	Creighton (1941); St. Louis (1953, 57); Marquette (1959, 61)	3
Frank McGuire	St. John's (1951, 52); North Carolina (1957, 59); South Carolina (1971, 72, 73, 74)	3
Eldon Miller	Western Michigan (1976); Ohio State (1980, 82, 83, 85); Northern Iowa (1990)	3
Ralph Miller	Wichita State (1964); Iowa (1970); Oregon State (1975, 80, 81, 82, 85, 88, 89)	3
Rick Pitino	Boston University (1983); Providence (1987); Kentucky (1993, 94, 95)	3
George Raveling	Washington State (1980, 83); Iowa (1985, 86); Southern California (1991, 92)	3
Joe Williams	Jacksonville (1970); Furman (1971, 73, 74, 75, 78); Florida State (1980)	3

*Number of schools taken to the post season.

GARY IN PRINT



Bonus! Summer Entertainment Guide

COLUMBUS monthly

June 1995 \$7.95

20 people who made a difference 1975-1995

Jack Hanrahan

Never prepared for fame, and now the focus of the national media, Williams' life is a roller coaster ride. In 1995, he was named the most influential coach in college basketball. He has coached at Boston College, Ohio State, and Maryland, and has won numerous national championships. He is a former player at Southern Methodist University and has coached at several other schools. He is a former member of the National Basketball Association and has been inducted into the Basketball Hall of Fame.

Gary Williams A job of flesh and blood, not just a coach.

John W. Wolfe

Williams' life is a roller coaster ride. In 1995, he was named the most influential coach in college basketball. He has coached at Boston College, Ohio State, and Maryland, and has won numerous national championships. He is a former player at Southern Methodist University and has coached at several other schools. He is a former member of the National Basketball Association and has been inducted into the Basketball Hall of Fame.



In 1987, Williams accepted the head coaching job at Ohio State, becoming the tenth basketball coach in that school's illustrious history. He succeeded Eldon Miller and once again enjoyed success. In four years, the Buckeyes made three post-season appearances. His first squad defeated then No. 1 and unbeaten Iowa (coached by Tom Davis) in the regular season, in what would be the first of many giant-killings. During Williams' three year term at Ohio State, OSU defeated a second ranked Purdue team, perennial power Kansas and highly regarded Big Ten powers Michigan and Illinois. Each of Williams' three Ohio State teams advanced to post-season play, and he laid the groundwork for the highly successful teams that followed when he left Columbus for College Park.

In November of 1994, Williams signed a seven-year contract that he says will allow him to finish his coaching career at Maryland. It is the third contract that Williams has signed since his return to his alma mater on June 13, 1989.



WINNINGEST ACTIVE DIVISION I COACHES IN NCAA TOURNAMENT PLAY

(Minimum of 10 games in NCAA Division I Tournament)

Rank	Coach, Current School	App.	W	L	.Pct
1.	Mike Krzyzewski, Duke	11	39	9	.813
2.	Steve Fisher, Michigan	6	20	5	.800
3.	Bobby Knight, Indiana	19	40	16	.714
	Roy Williams, Kansas	6	15	6	.714
5.	Dean Smith, North Carolina	25	60	25	.706
6.	Rick Pitino, Kentucky	6	15	6	.700
7.	Nolan Richardson, Arkansas	10	22	10	.688
8.	Denny Crum, Louisville	19	37	19	.661
9.	John Thompson, Georgetown	18	31	17	.646
10.	Tom Davis, Iowa	8	14	8	.636
11.	Billy Tubbs, Texas Christian	11	18	11	.621
12.	Gary Williams, Maryland	5	8	5	.615
	Bob Huggins, Cincinnati	5	8	5	.615
14.	Lon Kruger, Florida	5	8	6	.571



NCAA MEN'S BASKETBALL COACHES WITH THE MOST NBA LOTTERY PICKS

1. Dean Smith, North Carolina (6)
2. Mike Krzyzewski, Duke (5)
- T3. Steve Fisher, Michigan (4)
John Thompson, Georgetown (4)
- T5. GARY WILLIAMS, MARYLAND (3)
(Also note that Williams recruited Jimmy Jackson to Ohio State—Jackson was the No. 4 selection in the 1992 NBA Draft Lottery)
John Chaney, Temple (3)
Bobby Cremins, Georgia Tech (3)
Jerry Tarkanian, Nevada Las Vegas (3)

NCAA MEN'S BASKETBALL TEAMS WITH THE MOST NBA DRAFT LOTTERY PICKS

1. North Carolina (6)—1986, 1987, 1989, 1994, 1995, 1995
- T2. Duke (5)—1989, 1992, 1993, 1994, 1995
Michigan (5)—1986, 1989, 1990, 1993, 1994
- T4. Georgetown (4)—1985, 1987, 1991, 1992
Nevada Las Vegas (4)—1987, 1991, 1991, 1993
- T6. MARYLAND (3)—1986, 1992, 1995
Arkansas (3)—1985, 1992, 1995
California (3)—1987, 1994, 1994
Georgia Tech (3)—1989, 1990, 1991
Temple (3)—1988, 1991, 1994

NCAA MEN'S BASKETBALL TEAMS WITH THE MOST TOP 3 PICKS IN THE NBA DRAFT LOTTERY

1. Duke (3)—1989, 1992, 1994
- T2. MARYLAND (2)—1986, 1995
Georgetown (2)—1985, 1992
Louisiana State (2)—1990, 1992
Nevada Las Vegas (2)—1987, 1991
North Carolina (2)—1986, 1995
Syracuse (2)—1990, 1991

NCAA MEN'S BASKETBALL TEAMS WITH THE MOST TOP 7 PICKS IN THE NBA DRAFT LOTTERY

1. North Carolina (5)—1986, 1987, 1989, 1995, 1995
- T2. Duke (4)—1989, 1992, 1994, 1993
Georgetown (4)—1985, 1992, 1987, 1991
Michigan (4)—1993, 1986, 1989, 1994
- T5. Maryland (3)—1986, 1992, 1995
California (3)—1994, 1987, 1994
Nevada Las Vegas (3)—1987, 1991, 1993

Billy Hahn

During his six years as an assistant coach under Gary Williams at Maryland, Billy Hahn has played a big part of the success of the Terrapin basketball program. His basketball expertise became evident last season as he guided Maryland to the semifinals of the Atlantic Coast Conference Tournament and to a victory at Duke's Cameron Indoor Stadium while the Terps' interim head coach for four games. His reputation as one of the finest recruiters in college basketball is far reaching as the Terps' recruiting classes have been regarded to be among the finest in the country since his arrival at Maryland. His ability to scout opponents has helped Maryland advance to the "Sweet 16" of the NCAA Tournament in each of the last two years and finish as the regular season co-champions of the Atlantic Coast Conference in 1995.

Hahn drew nationwide praise as he guided the Terps to a 2-2 record as Maryland's interim head coach while Gary Williams recovered from pneumonia during the later stages of the 1995 season. He coached the Terps to a 94-92 victory over Duke, a 71-64 victory over Florida State in the first round of the ACC Tournament, into overtime versus No. 2 ranked North Carolina in the ACC tournament semifinals and versus Virginia. Maryland's victory over Duke clinched a tie for the ACC regular season championship.

Each of those four games put Hahn into a spotlight which he had never experienced before. The victories over Duke and Florida State and the overtime loss to North Carolina were nationally televised by ESPN and the game versus Virginia was shown regionally on ABC.

His hard work and dedication as a recruiter has also propelled him into the spotlight. Hahn was recently named one of the top 10 recruiters in the Eastern United States by Eastern Basketball Magazine. Said EB: "The former head coach at Ohio University helped corral the present senior class which has been the backbone of Maryland's reversal of fortunes in the past two seasons."

His recruiting prowess is reflected by the Terps' current roster. Hahn's national and local recruiting knowledge helped in the superior evaluation of current seniors Exree Hipp, Mario Lucas, Johnny Rhodes and Duane Simpkins - four players who have helped Maryland return to the Top-10 and the national spotlight. Most recently, he won intense recruiting battles which convinced current Terp freshmen Laron Profit and Terrell Stokes to attend Maryland. Profit was labeled as "one of the top high school players in the country" while Stokes earned the title as the "No. 1 pure point guard in the nation" by many recruiting experts.

Hahn became a member of the Maryland coaching staff in July of 1989, immediately after Gary Williams became the Terps' head coach.



BILLY HAHN

Coaching Experience

1989-90-present:
*University of Maryland,
Assistant Coach*

1986-89:
*Ohio University,
Head Coach*

1980-86:
*Ohio University,
Assistant Coach*

1977-80:
*Rhode Island University,
Assistant Coach*

1976-77:
*Davidson College, Assistant
Coach*

1975-76:
*Morris Harvey College,
Assistant Coach*

Year-By-Year Head Coaching Record

1988-89:
*Ohio University
12-17/7-9 (T7th)*

1987-88:
*Ohio University
16-14/9-7 (3rd)*

1986-87:
*Ohio University
14-14/6-10 (T7th)*



Prior to joining the Terps' staff, Hahn was the head coach at Ohio University for three years. He compiled a 42-45 record with only one losing season. He led Ohio to the Mid-American Conference Tournament Championship game in 1988. He recruited and coached Paul Graham, the MAC Player of the Year in 1989. During his head coaching tenure, 100 percent of his senior players earned their degrees.

Prior to his appointment as head coach, Hahn was an assistant coach at Ohio for six seasons under Danny Nee. He served as the Bobcats' primary recruiter during that span and landed the school's all-time leading rebounder and the all-time leading assist holder. Hahn recruited and coached two future NBA draft choices and the 1985 MAC Player of the Year. While Hahn was an assistant, Ohio posted a school record four 20 win seasons, won two conference tournament championships, earned two trips to the NCAA Tournament and played in one NIT.

Hahn began his college coaching career immediately following his playing days at Maryland. His first stop came at Morris Harvey College in West Virginia (1975-76). He moved on to Davidson College (1976-77) and the University of Rhode

Island (1977-80) before going to Ohio. At each of his first three coaching stops, he successfully recruited and coached future NBA draft choices. While at Rhode Island, he recruited future New York Knicks star Sly Williams and four other NBA selections.

Hahn is a 1975 alumnus of the University of Maryland. While an undergraduate here, he was a three-year varsity letter winner on three of the best basketball teams Maryland has ever fielded. He was a freshman in 1971-72 when the Terps won the National Invitation Tournament, he was a key reserve on the team that lost what is considered to be the greatest game in ACC history - Maryland's 103-100 overtime loss to N.C. State in 1974 - and was captain of the team his senior year when the Terps won the ACC regular season championship and advanced to the Midwest Regional Finals of the NCAA Tournament.

Hahn is the only player in Maryland basketball history to appear in the NCAA Tournament as both a player and a coach. As a player, he appeared in two NCAA Tournament regional finals and now as a coach, he has appeared in two regional semifinals.

He earned the Alvin

Aubinoe Award for "Greatest Career Contribution" following his senior season. Maryland fashioned a 70-19 overall record during his playing career. The Terps finished with a 24-5 record as it won the ACC regular season championship his senior season.

Hahn has become a very accomplished seminar and banquet speaker. He has delivered numerous motivational speeches to area businesses and at many graduations.

Hahn and his wife Kathi were married on June 25, 1976; they have two children, a son Matthew (17) and daughter Ashley (12).

Hahn received his bachelor's degree from Maryland in distributive education in 1975.

In this era of reduced contact between college coach and prospective player, the role of an assistant coach in the recruiting process has never been more significant. Generally, it is the assistant coach who makes the initial contact and works on developing a rapport with the youngster.

With this in mind, Eastern Basketball takes a look at ten of the top recruiters among assistant coaches at major programs in the East. This is clearly a subjective poll—no exact science exists to evaluate these men—and certainly



ON TOP OF THEIR GAMES

When it comes to recruiting, no one in the East does it better than these assistant coaches

The Top 10

BILLY HAHN

Tom Abatemarco
Scott Beeten
Howie Dickenman
Bernie Fine
James Flint
Phil Ford
Bobby Gonzalez
Phil Hewitt/John Leonard
Bobby Jones

MARYLAND

Rutgers
George Washington
Connecticut
Syracuse
Massachusetts
North Carolina
Providence
Villanova
Pittsburgh

there are more than ten aides doing exceptional work in the area of player procurement. However, these are the names we hear mentioned most often when it comes to the standouts.

Hahn found himself in the glare of the spotlight in the latter stages of the 1994-95 season when he assumed command of the Terrapins' East Regional bench when Gary Williams

was ill. He managed to keep the ship afloat until the boss returned, although bench coaching is not Hahn's strength. On the recruiting trail, Hahn is a standout. The former head coach at Ohio University helped corral the present senior class which has been the backbone of Maryland's reversal of fortunes in the past two seasons.

THE HAHN FILE

Assistant Coaching Positions

Years	School	Accomplishments
1994-95	University of Maryland	NCAA West Regional Semifinals
1993-94	University of Maryland	NCAA Midwest Regional Semifinals
1992-93	University of Maryland	
1991-92	University of Maryland	
1990-91	University of Maryland	
1989-90	University of Maryland	NIT, 2nd Round
1985-86	Ohio University	NIT, 1st Round
1984-85	Ohio University	NCAA Tournament Southeast Regional 1st Round Mid American Conference Championships
1983-84	Ohio University	
1982-83	Ohio University	NCAA Tournament Midwest Regional 2nd Round Mid American Conference Championships
1981-82	Ohio University	
1980-81	Ohio University	
1979-80	University of Rhode Island	Marquette City Classic Champions, 1980
1978-79	University of Rhode Island	NIT 1st Round Motor City Classic Champions
1977-78	University of Rhode Island	NCAA Tournament East Regional 1st Round ECAC New England Champions
1976-77	Davidson College	
1975-76	Morris Harvey College	

International Experience

Six game, nine-day tour of France with Maryland basketball team in August of 1994
Six game, nine-day tour of Germany with ACC All-Star team in July of 1990
Six game, 12-day tour of Germany, France and Belgium with Ohio University basketball

team in August of 1986
World Cup Games in Buenos Aires, Argentina with Rhode Island basketball team in July of 1979
Played in World Cup Games as member of Maryland basketball team in 1972 (Tournament Champions)

Playing Experience

1972-1975, University of Maryland basketball letter winner
1968-1972, Penn High School, lettered four years in basketball, baseball and cross country

Playing Honors

Maryland Team Captain, 1975
Alvin Aubino Greatest Career Achievement Award, University of Maryland, 1975
Member 1972, 1973, 1975 Maryland Invitational Tournament Championship Teams
Member 1973 Cable Car Classic Championship Team
Member 1975 Atlantic Coast Conference Regular Season Championship Team
Member 1975 NCAA Tournament Team, University of Maryland

Education


University of Maryland, 1975, B.S. in distributive education
Penn High School, 1971

Date of Birth

June 22, 1953

Family

Wife Kathi (married, June 25, 1976); son Matthew (17) and daughter Ashley (12).



Art Perry

Art Perry, one of the foremost recruiters in the nation, is in his sixth season at Maryland. He recently received mention by *Sports Illustrated* as one of the country's top recruiters. Perry's extensive recruiting roots produced an early knowledge of Joe Smith, which allowed for an early evaluation of the superstar by head coach Gary Williams. Smith was named the 1995 Collegiate Player of the Year and was the No. 1 overall selection in the 1995 NBA draft. In only six years at Maryland, Perry has established a dynamic recruiting reputation throughout the nation. Perry's basketball knowledge and charismatic approach to recruiting have allowed Maryland to attract great talent to the thriving Terrapin program. Perry has worked tirelessly since his arrival in 1990 to bring the top talent to Maryland. His efforts have been rewarded as the Terps have landed three of the top recruiting classes in the country during his tenure. A number of his prized recruiting efforts have been starters as Maryland has advanced to the "Sweet 16" rounds of each of the last two NCAA Tournaments.


Perry proved his extensive basketball knowledge last season as he helped coach the Terps through four games during which Williams was sidelined with pneumonia. Perry's scouting and coaching abilities helped Maryland defeat Duke to clinch a tie for the Atlantic Coast Conference regular season championship and into the semifinals of the ACC Tournament.

Aside from his on and off-campus recruiting efforts, Perry serves as one of the Terps' chief opponent scouts. He is also actively involved in the preparation of daily practice plans and all aspects of on-court coaching.

Perry established his reputation as one of the top recruiters at Rutgers University during the mid-1970s. While at Rutgers, he served under former Terp star Tom Young. During his first year at Rutgers, Perry recruited James Bailey and Eddie Jordan, two players who became All-Americans and who later excelled in the NBA. Both Bailey and Jordan helped Rutgers advance to the NCAA Final Four in 1976 with a spectacular 31-2 record. Jordan went on to win an NBA Championship with the Los Angeles Lakers in 1982 and both went on to play in the NBA for several years.

More than 20 of the student-athletes Perry has recruited have been drafted into the pros, and many of them have enjoyed prosperous careers. In addition to attracting Bailey and Jordan to Rutgers, Perry continued his successful recruiting abilities at the school by landing Roy Hinson and John Battle, two more players who earned All-American Honors during their collegiate careers.

Perry followed Young to Old Dominion in 1985 and took with him his exceptional recruiting abilities. While at Old Dominion, Perry recruited Chris Gatling, a two-time Sun Belt Conference Player of the Year and NBA first round draft choice of the Golden State Warriors.



Coaching Experience
1990-present: University of Maryland, Assistant Coach

1985-1990: Old Dominion University, Assistant Coach

1978-85: Rutgers University, Assistant Coach

1976-78: University of Connecticut, Assistant Coach

1973-1976: Rutgers University, Assistant Coach



Perry-recruited players have played in an incredible eight NCAA Tournaments and six National Invitation Tournaments. He has accompanied Maryland to the last two NCAA Tournaments and the NIT in 1991.

Perry, a Washington, D.C. native, lettered in three sports (basketball, football and track) at Eastern High School. During his career, the Ramblers won city championships in basketball and football.

Following a four-year term in the Air Force as a crew chief for jet fighters and four-time selection to the All-Air Force basketball team, Perry returned to the Washington, D.C. area and enrolled at American University. He was a two-year varsity letter winner who averaged 8.5 points and 8.8 rebounds during his short career. His career was cut short by a knee injury just prior to the beginning of his senior season. While at American, he was a teammate of future NBA star

Kermit Washington.

Perry quickly began his college coaching career as he joined Tom Young's staff at Rutgers as a student assistant for the 1973-74 season. He was a member of Young's staff that directed Rutgers to the NCAA Tournament and the NIT twice each. He was also a member of the 1976 Rutgers staff that helped coach the Scarlet Knights to a 31-0 regular season record and into the NCAA "Final Four."

Following a brief two-year stay at Connecticut, he returned to Rutgers where he helped coach two more NCAA Tournament teams and one that played in the NIT.

In 1985, he moved with Young to Old Dominion University where he helped direct the Monarchs to the NCAA Tournament in only his first season. The team also played in the 1988 NIT.

It was from Rutgers in 1975 that he received his bachelor's degree in health, physical education and recreation.



THE PERRY FILE

Assistant Coaching Positions

Years	School	Accomplishments
1994-95	University of Maryland	NCAA, West Regional Semifinals
1993-94	University of Maryland	NCAA, Midwest Regional Semifinals
1992-93	University of Maryland	
1991-92	University of Maryland	
1990-91	University of Maryland	
1989-90	Old Dominion University	
1988-89	Old Dominion University	
1987-88	Old Dominion University	NIT, 1st Round
1986-87	Old Dominion University	
1985-86	Old Dominion University	NCAA Tournament, 2nd Round Eastern Regional
1984-85	Rutgers University	
1983-84	Rutgers University	
1982-83	Rutgers University	NCAA Tournament, 2nd Round Eastern Regional NIT, 2nd Round
1981-82	Rutgers University	
1980-81	Rutgers University	
1979-80	Rutgers University	
1978-79	Rutgers University	NCAA Tournament, Eastern Regional Semifinals
1977-78	University of Connecticut	
1976-77	University of Connecticut	ECAC Postseason Tournament, 2nd Round
1975-76	Rutgers University	NCAA Tournament, National Semifinals
1974-75	Rutgers University	NCAA Tournament, 1st Round Midwest Regional
1973-74	Rutgers University	NIT, 1st Round
1972-73	Rutgers University	NIT, 1st Round

International Experience

Six-game, nine-day tour of France with Maryland basketball team in August of 1994

Playing Experience

1970-73, American University, basketball letter winner
1966-70, U.S. Air Force Basketball Team
1962-1966, Eastern High School, Washington, D.C., lettered four years in basketball, football and track & field

Playing Honors

All-Air Force Selection, four consecutive years, 1967-70.


Education

Rutgers University, 1975, B.S. in physical education and recreation
Old Dominion University, M.A. in sports management (currently finishing degree requirements)

Date of Birth

November 8, 1946



Jimmy Patsos begins his fifth season as an assistant coach at the University of Maryland. He was selected from an outstanding national pool of candidates and joined Gary Williams' staff in 1991. Since his arrival, he has played a pivotal role in the emergence of the Maryland basketball team as a national power. Patsos' numerous responsibilities center around opponent scouting and the academic development of all of Maryland's players. He coordinates Maryland's film exchange program and spends countless hours breaking down game films of the Terps and their opponents. His role as an academic mentor has proven prosperous, as the team's overall academic performance has improved since Patsos accepted the challenging assignment. He works closely with the academic support unit of the athletic department and many of the professors on campus.

Patsos also serves as the director of the highly respected and successful Gary Williams' summer basketball camp. In that role, Patsos coordinates counselor management, facility and participant scheduling, housing, meals and guest speakers.

Patsos joined the staff as a volunteer assistant during the 1991-92 season. During his first season, he was exposed to the coaching and administration side of college basketball, which allowed him to gain a greater understanding of the game. His work ethic and relationship with the Terps' players allowed him to gain a full-time spot on the staff for the 1992-93 season.

Prior to his appointment to Gary Williams' staff at Maryland, Patsos was the assistant coach at Archbishop Carroll High School in Washington, D.C. He helped Carroll to a 21-8 record and a national ranking of No. 6 during his first season. The team lost to the famed DeMatha Catholic High School in the city playoffs to end their stellar season. Patsos was involved in the maturation of Charles Harrison (Wake Forest) and Lawrence Moten (Syracuse), both who became stars on the collegiate level.

A native of Boston, Mass., Patsos played three years of varsity basketball at Catholic University in Washington, D.C. He served as team captain his senior season. He earned his bachelor's degree in History from Catholic in 1989.

Assistant Coaching Positions

Years	School	Accomplishments
1994-95	University of Maryland	NCAA West Regional Semifinals
1993-94	University of Maryland	NCAA Midwest Regional Semifinals
1992-93	University of Maryland	
1991-92	University of Maryland	



JIMMY PATSOS

Assistant Coach

Coaching Experience

1991-present:
University of Maryland,
Assistant Coach

1989-1991:
Archbishop Carroll (D.C.)
High School, Assistant
Coach

International Experience
Six-game, nine-day tour of
France with Maryland bas-
kethall team in August of
1994

One month tour of
Australia with junior (15-
17) team in August of 1991

Playing Experience
1985-89:
Catholic University, 3-year
basketball letter winner

Playing Honors:
Catholic Team Captain,
1989

Education:
Catholic University, 1989,
B.S. in history

Date of Birth:
October 1, 1966



Peter Sauer

PETER SAUER

Peter Sauer is in his seventh season as the administrative assistant to the men's basketball team. He was among the first staff hires when Gary Williams became the head coach in 1989 and has been with the basketball team throughout his career at Maryland.



Peter Sauer
Administrative Assistant

Sauer works with the daily operations of the Maryland program including all aspects of the budget. During his tenure at Maryland, he has overseen the rapid and tremendous growth of revenue derived by the basketball program. He was responsible for managing the record \$5.4 million income during the 1994-95 season. Cole Field House was sold out for every game during the 1994-95 season and a new attendance record was established. Under Sauer's watchful eye, the basketball team exceeded all financial goals.

He handles the housing arrangements, dining service contracts and all business involving the student-athletes campus accounts.

Sauer is responsible for the scheduling and contractual arrangements for all non-conference games. In addition, he works with ACC officials in coordinating the Terps' conference schedule.

In addition, he coordinates all travel, and makes detailed arrangements and preparations for away, neutral and tournament games. Among his many responsibilities as the Terps' travel coordinator are air and ground travel, hotel arrangements and meal planning. He also provides assistance in the areas of academic support, player relations, summer camp and on-campus recruiting.

Sauer's work with corporate sponsors and corporations has also generated interest to the Terp basketball program throughout the Washington D.C./Baltimore metropolitan area.

During the 1988-89 athletic year, Sauer was the Assistant Athletic Director for Development and Communications at the University of Maryland- Baltimore County immediately prior to coming to Maryland. In that capacity, he coordinated all marketing efforts for the burgeoning UMBC program.

He orchestrated the revamping of UMBC's corporate sponsorships which greatly enhanced the visibility of the university's athletic department. His efforts helped UMBC to enjoy its' best year ever financially. Of the many benefits enjoyed by the school were four Retriever basketball games on television in 1989—a first in the history of UMBC athletics. The school set single game and season attendance records during the 1988-89 season.

Sauer served as a consultant for the Bermuda Basketball Association this past summer. He assisted the association in the improvement of all aspects of their program

Sauer is a graduate of the University of Maryland and the University of Nebraska School of Law. He earned his bachelor's degree in government and politics from Maryland in 1981 and his Juris Doctor degree from Nebraska in 1987.

Cleo Long-Thomas

CLEO LONG-THOMAS

Cleo Long-Thomas begins her sixth year as head secretary to the Maryland basketball coaches. Long-Thomas serves as the basketball office manager and coordinates the day-to-day professional schedules of the coaching staff. She helps in the planning and scheduling of Coach Williams' numerous local and national speaking engagements and appearances, organizes all recruiting correspondence and coordinates the many requests of the players and coaches.



Cleo Long-Thoms
Coaches' Secretary



Marchell Payne
Office Assistant

Long-Thomas also helps in the coordination, planning, preparation, registration and day-to-day responsibilities of the annual Gary Williams' summer basketball camp.

A native of Washington, D.C., Long-Thomas has worked at the University of Maryland for eight years. She was an employee of the federal government for 17 years prior to coming to the University.

Long-Thomas and her husband, Jocquin, have three children: Tyrone, 27, Jabari, 21, and Raven, 12, her pride and joy.



John Bowie
Equipment Manager

MANAGERS



Managers: Erik Bello, Kevin Nawrocki, Andrew Hook, Faisel Khan, Gary Williams, Head Coach; Brian Duignan, Gregory Marcus, Michael Biftu, John Forrest.

Medical Staff

1995-96

J.J. BUSH

Basketball Trainer

J.J. Bush returns for the 1995-96 season as athletic trainer for Gary Williams and the Terps' men's basketball program. Bush is in his fourth season working with the men's basketball program. This is his third stint working with the program as he was the team's trainer from 1972-1976.

As the trainer for the basketball team, Bush coordinates the daily medical treatments for all the players and supervises all rehabilitative efforts in the advent of injury.

Bush came to the University in 1972, as an assistant trainer. He began working immediately with the men's basketball team. The team won the regular season championship of the Atlantic Coast Conference in 1975 and averaged 23 wins a season during his tenure.

Beginning with the 1976 football season, Bush worked with the Terp football team until 1992, when he returned to Cole Field House and the basketball team. Bush was the head trainer for the football team as it claimed 4 ACC Championships and played in 9 bowl games.

In addition to his training duties, Bush also teaches a kinesiology course on preventative training techniques for the University, and is a frequent lecturer throughout the Mid-Atlantic region of the United States on the latest training methods.

Bush is active in the National Athletic Trainers Association, and he worked extensively within the organization on improving athletic training methods. A native of Ft. Lauderdale, Fla, Bush, 49,



J.J. Bush
Men's Basketball
Trainer



Dr. Stan Lavine
Team Physician



Dr. Sacred Bodison
Coordinator of Sports
Medicine



Dr. Bruce Ammerman
Neurosurgeon



Dr. Irwan Ardman
Cardiologist



Dr. Stephen Fahey
Emergency Physician



Dr. Dave Linehan
Orthopedic Surgeon



Dr. Tony Nathan
Oral Surgeon



Dr. Stephen Sandler
General Surgery



Dr. Stephen Solomon
Ophthalmologist



Dr. Robert Land
Optician



Dr. Malinda Dice-Shah
Dentist

graduated from Florida State University in 1969. He and his wife Gina have two sons; Brandon (a freshman at UMCP) and Jordan, 12.

DR. STAN LAVINE

Team Physician

Dr. Stan Lavine, head orthopedic surgeon for Maryland's 24 intercollegiate teams has roots that grow deep into Maryland's red clay. He first served the Terps as a football letterman in 1948 and 1949 and has since served the Terps from the medical profession.

A native of Pittsburgh, Pa., where he attended Schenly High School, Dr. Lavine matriculated at Maryland to prepare for his medical career. He played football initially for Clark Shaughnessy, one of football's great innovators. By the time of his 1950 graduation, he had led Maryland, under Head Coach Jim Tatum, to a 9-1 season and a 20-7 victory over Missouri in the Gator Bowl as the team's quarterback.

Following his graduation from Maryland's medical school, he interned at hospitals in Philadelphia and Cleveland, served two years in the Air Force, and began his orthopedic work with Maryland's athletic teams. Dr. Lavine attends all home basketball games and some road games and is on call at all times for the student-athletes playing on the University's 24 athletic teams. He was team physician for the Washington Redskins, and was there for two Super Bowls. He was also the team physician for the Washington Bullets when they won the NBA Championship in 1980.

STUDENT HEALTH CENTER

Much of the non-orthopedic medical care the Maryland student-athletes receive is performed on campus at the University's Student Health Center. Dr. Sacred Bodison and Dr. Stephen Fahey are the two full-time Health Center physicians who specialize in sports medicine.

Both Drs. Bodison and Fahey are available to treat student-athletes 24 hours a day, and both have scheduled hours in which they staff the University Training rooms and consult with student-athletes on a walk-up basis.

Dr. Bodison, in her 16th year as the Health Center's assistant director for medical services, has been coordinator of sports medicine since 1982. She is a graduate of the University of Buffalo and received her medical degree from SUNY Down State Medical School in 1975.

Dr. Bodison and her husband have two children, Sasha, 15, and Brenton, 11. The family resides in Silver Spring.

Dr. Fahey is an emergency physician who is in his eighth year working with the athletic department. He received his undergraduate degree from Dartmouth, where he competed in rugby and freshmen basketball. He received his medical degree from Harvard in 1975.

The Terps




COLE

FIELDHOUSE

1955-1995

22

Keith Booth



KEITH BOOTH

All-America Candidate

Power Forward

Ht. 6-6 WT. 221

High School:
Dunbar Catholic,
Baltimore, MD
(Pete Pompey)

Birthdate:
October 9, 1974

Pre-Season 1st Team All-ACC Selection by The Sporting News

Rated as the 9th best Power Forward in the Nation by The Sporting News

1994-95 SEASON HIGHS

22 points

vs. Duke, 1-28-95

15 rebounds

vs. Gonzaga, 3-16-95

5 assists

vs. Ariz St., 11-23-94,

Towson, 12-12-94

American, 12-30-94,

N.C. St., 1-22-94

5 steals

vs. Georgia Tech, 1-4-95,

Wake Forest, 1-14-95

An All-America Candidate as one of the top returning forwards in the Atlantic Coast Conference...A two-time Honorable Mention All-ACC selection, earning the distinction as both a freshman and a sophomore...One of only three current juniors to have earned All-ACC mention in each of the past two years, joining Wake Forest's Tim Duncan and Duke's Jeff Capel...Only three other would be juniors who earned All-ACC accolades in each of their first two years, Maryland's Joe Smith and North Carolina's Jerry Stackhouse and Rasheed Wallace were all selected among the first four picks of the 1995 NBA Draft...Will step to the forefront and be a leader for the Terps both on and off the court...Consistently outperforms bigger players, utilizing his tremendous quickness...It's rare that Booth faces someone smaller than himself and rarer still that he ever backs down...During the first two years of his collegiate career, Booth routinely tangled with the likes of Stackhouse, Georgia Tech's James Forrest, Wake Forest's Travis Banks, Florida State's 6-11 Corey Lewis and Duke's 6-10 Erik Meek...Has been invaluable to the Terps during the first two years of his career averaging 10.8 points and 6.7 rebounds...His 6.7 rebounds is second in the last two year's on the squad to only Joe Smith, the 1995 consensus National Player of the Year...His 37 rebounds in last year's NCAA Tournament is the second best ever single NCAA Tournament effort behind only Joe Smith's 39 also in last year's NCAA Tournament...His 15 rebounds versus Gonzaga in the first round of last year's NCAA Tournament is the fourth best ever single game NCAA Tournament effort by a Maryland player...As A Sophomore: Earned Honorable Mention All-ACC honors for the second consecutive season...Improved his game tremendously and in all phases...Enjoyed one of the top all-around seasons by a Maryland sophomore in school history...His total points, rebound average, assists, blocked shots, and free throws made were all among the top 15 efforts by any sophomore in school history...His 43 steals was the sixth best single season effort by any Terp sophomore...Lifted his game as high as he had during his first two years with a rousing performance versus Duke on January 29 in Cole Field House...Booth scored a career high 22 points, including the then eighth-ranked Terps' final eight points of the game, to lead Maryland past Duke, 74-72...His 22 points included a dunk after a spin move on the right baseline (for the winning basket) to give Maryland a two point-lead with 1:03 remaining...



In the closing, emotion packed minutes of the game, Booth scored on a lay-up with 4:20 remaining to put Maryland within one at 69-68; hit two free throws with 2:49 remaining to put Maryland ahead, 70-69; muscled his way inside for a lay-up to put Maryland up once again, 72-71; and scored the game winner with his memorable drive and one-handed dunk around Duke's Cherokee Parks to lift the Terps to the incredible win...The Terp's victory over the Blue Devils was its first in 15 games, a string reaching back to the 1987-88 season...Following the game, Terps' head coach Gary Williams said: "Keith Booth was the man out there. We went to him and he delivered. He's going to be a great player. He's playing next to Joe and sometimes gets overlooked. But he's a great player and he proved it today."...Played exceedingly well in the NCAA Tournament as the Terps advanced to the NCAA Tournament for the second consecutive season... Was extraordinary on the boards grabbing 15 rebounds versus Gonzaga and 11 each versus Texas and Connecticut...His 15 rebounds versus Gonzaga was his career high and tied him for the fifth best total by all players in the 1995 NCAA Tournament... Scored his first career NCAA Tournament double/double with 12 points and 11 rebounds versus Texas in the Midwest Regional second round... Enjoyed a much improved 16 game ACC season averaging 10.3 points and 6.1 rebounds...Scored in double figures in nine ACC games

and scored double/doubles versus N.C. State and Florida State in the ACC Tournament...Grabbed a game high 12 rebounds versus Massachusetts at the Baltimore Arena as he enjoyed his second spectacular return to his home town...Helped ignite a late Maryland rally versus the Minutemen in the final seven minutes of the game that helped the Terps take their only lead of the second half at 71-70 with just over four minutes remain-



ing in regulation...Scored two points, had one assist and four rebounds as a 12-2 run helped Maryland erase a 68-59 deficit and give the Terps the lead...Enjoyed a brilliant defensive afternoon in the nationally televised game holding UMass All-American and 1995 first round NBA draft choice Lou Roe to six points and four rebounds, more than 10 points below his season long average...Scored a game high 18 points versus Towson State as Maryland won, 120-73, in Cole Field House...Tied for the team high in scoring with 18 points versus La Salle as the Terps defeated the

Explorers, 96-80...Tied his career high with five steals versus Georgia Tech as Maryland won its ACC opener for the second consecutive season...An ACC career high of 12 rebounds came versus N.C. State as the Terps defeated the Wolfpack in Raleigh...A rebounding demon versus N.C. State as he grabbed 10 rebounds versus the Pack in Cole Field House...Was the only player on last year's Maryland roster besides Joe Smith to grab in double figure rebounds during the season...A strong night shooting with 15 points on seven-10 shooting from the field in Maryland's 71-62 win over Virginia on ESPN...A perfect four-for-four from the field for 15 points versus Georgia Tech in Atlanta...Helped spark Maryland's comeback versus Florida State in the opening round of the ACC Tournament with nine points and seven rebounds in the second half...Was a perfect six-six from the free throw line in the final 4:33 to help the Terps protect a slim lead...Played the entire final 3:45 with four fouls and had to pick up a great deal of slack when Joe Smith fouled out of the game with 1:37 remaining in the game...Had the ball in his hands and played strong under the boards in the final 1:07, going to the line four times and sinking all four to seal the Terps' win...A very important player for Maryland to have on the floor, the Terps were when 9-3 when he played 30 minutes or more...As a Freshman: Earned Honorable Mention All-ACC and Honorable Mention All-ACC Freshmen Team hon-



CAREER HIGHS

PTS	33	vs. Rider (11-30-93)
FGM	14	at Georgia Tech (1-4-94)
FGA	26	at Georgia Tech (1-4-94)
FG%	.900	vs. Hofstra (12-28-93)
FTM	11	vs. Rider (11-30-94)
FTA	14	vs. Rider (11-30-94)
3FGM	1	vs. Virginia (3-5-94)
3FGA	1	vs. Massachusetts (3-19-94)
3FG%	1.00	vs. five teams (last time vs. Massachusetts, 3-19-94)
FT%	1.00 (6-6)	vs. Virginia Tech (1-4-94)
OR	9	vs. Duke (3-4-94)
DR	12	vs. Florida State (1-22-94)
REBS	20	vs. Loyola (Md.) (2-19-94)
AST	4	vs. St. Louis (3-17-94)
BLK	6	vs. Florida State (1-22-94)
STL	5	at Georgetown (11-26-93)
MIN	38	vs. three teams (last time vs. Duke 3-2-94)
		vs. N.C. State (1-22-94)
		vs. four teams (last vs. St. Louis, 3-17-94)

ors...One of a handful of freshmen in the nation to average in double figure scoring with a 10.8 points per game average...Was at his best in the NCAA Tournament as he averaged 14.0 points and 6.3 rebounds as Maryland advanced to the "Sweet 16" of the NCAA Tournament for the first time since 1985...Played well against Michigan as he shot seven of 11 from the field for 17 points...Was a major factor in Maryland's

comeback attempt that cut a 21-point deficit to only six...Had seven points and five rebounds versus the Wolverines in the second half...Limited versus Massachusetts in the NCAA Tournament second round as he picked up his fourth foul with 1:47 remaining in the first half...Helped stake the Terps to a first half lead with nine points before getting into foul trouble...Re-entered the game in the second half (did not start

ALL GAMES

Year	Gms-Strt	FG-FGA .Pct	3's-3'sA .Pct	FT-FTA .Pct	Pts-Avg	Off/Reb	Def/Reb	Tot-Avg	PF-Dq	Asst	TO	Blk	Stl	Min
1993-94	30-30	113-249 .454	11-27 .407	87-149 .584	324-10.8	71	112	183-6.1	108-6	65	108	17	45	865
1994-95	34-34	126-277 .455	3-23 .130	114-164 .695	369-10.9	88	159	247-7.3	106-4	76	102	13	43	949
Career	64-64	239-526 .454	14-50 .280	201-313 .642	693-10.8	159	271	430-6.7	214-10	141	210	30	88	1,814


ACC

Year	Gms-Strt	FG-FGA .Pct	3's-3'sA .Pct	FT-FTA .Pct	Pts-Avg	Off/Reb	Def/Reb	Tot-Avg	PF-Dq	Asst	TO	Blk	Stl	Min
1993-94	16-16	62-144 .431	8-19 .421	33-60 .550	165-10.3	34	61	95-5.9	57-2	30	46	5	23	479
1994-95	16-16	55-125 .440	2-13 .154	52-74 .703	164-10.3	34	63	97-6.1	52-2	35	45	6	25	466
Career	32-32	117-269 .435	10-32 .313	85-134 .634	329-10.3	68	124	192-6.0	109-4	65	91	11	48	945

NCAA TOURNAMENT

Year	Gms-Strt	FG-FGA .Pct	3's-3'sA .Pct	FT-FTA .Pct	Pts-Avg	Off/Reb	Def/Reb	Tot-Avg	PF-Dq	Asst	TO	Blk	Stl	Min
1993-94	3-3	15-22 .682	0-0 .000	12-28 .429	42-14.0	8	11	19-6.3	12-1	2	8	3	3	88
1994-95	3-3	13-25 .520	0-2 .000	5-7 .714	31-10.3	16	21	37-12.3	9-0	5	10	1	4	83
Career	6-6	28-47 .596	0-2 .000	17-35 .486	73-12.2	24	32	56-9.3	21-1	7	18	4	7	171

the second half for the only time during his career) and scored five points in the final 3:56 to help the Terps to the incredible upset victory propelling the Terps onto Dallas and into the "Sweet 16"...Instrumental versus St. Louis in the NCAA first round with 11 points and three rebounds... His top scoring game of the season came versus Towson State as he returned home to play in the Baltimore Arena on December 23...Scored a season high 18 points as he dazzled the hometown crowd...Led Maryland with 15 points as the Terps won at Florida State...Booth shot an incredible 11-14 from the free throw line including four-six in the last 6:54 of the game...His performance in Maryland's season opener versus Georgetown was a terrific indication that great things were ahead for the talented All-Star...Scored 12 points and grabbed five rebounds while playing a career high 39 minutes versus the Hoyas...He hit two pressure packed free throws with 38 seconds remaining in overtime to draw the Terps within one and set the stage for Duane Simpkins's heroics and game winning basket... Booth had earlier put the Terps up by one, 74-73, with a free throw with 45 seconds remaining in regulation...Played well in his first career ACC game with 14 points and 11 rebounds to lead Maryland to its victory over No. 12 Georgia Tech in Atlanta, Maryland's first win in Atlanta since 1980... Played well with



GAME BY GAME STATS

1994-95 Game by Game Statistics

GAME	S	FG-FGA	3P-3PA	FT-FTA	Pts	OR-TR	PF	Ast	TO	Blk	Stl	Min
Chaminade	S	8-11	0-0	0-1	16	1-4	2	2	3	1	2	33
Utah	S	0-2	0-0	6-14	6	0-6	4	2	3	1	0	35
Arizona State	S	5-9	0-0	0-0	10	2-8	2	5	0	3	3	34
Loyola	S	4-10	0-1	8-10	16	5-7	3	2	4	0	2	25
Bucknell	S	5-9	0-0	4-9	14	3-10	1	5	2	0	1	25
UMBC	S	5-10	0-1	6-7	16	2-5	3	1	5	1	1	28
Colgate	S	6-16	0-0	3-3	15	4-9	2	1	4	0	0	21
Massachusetts	S	0-6	0-1	6-8	6	6-12	5	3	4	0	1	30
Towson State	S	6-9	0-1	6-7	18	0-9	0	5	1	0	1	24
Morgan State	S	3-4	0-0	5-8	11	2-9	3	1	2	2	2	19
La Salle	S	7-8	0-0	4-5	18	3-10	3	5	0	0	24	
American	S	4-7	0-0	0-1	8	1-6	5	5	2	0	1	26
Georgia Tech	S	5-9	0-2	4-4	14	2-3	1	4	4	1	5	32
North Carolina	S	7-10	0-0	1-3	15	3-4	5	0	5	0	2	29
Florida State	S	1-8	0-1	3-6	5	2-5	4	1	2	0	2	32
Wake Forest	S	2-5	0-0	0-1	4	1-5	2	5	3	1	1	32
N.C. State	S	3-7	0-0	0-1	6	4-12	3	5	1	0	0	29
Clemson	S	2-4	1-1	4-6	9	2-6	3	2	4	0	2	30
Duke	S	7-16	1-1	7-9	22	2-9	2	1	3	1	1	33
Virginia	S	7-10	0-1	1-1	15	2-5	4	2	1	1	0	31
Georgia Tech	S	4-4	0-0	7-8	15	1-7	4	4	4	0	0	33
North Carolina	S	5-14	0-2	3-4	13	1-5	4	2	4	0	2	25
Florida State	S	3-7	0-1	5-6	11	2-4	1	2	2	1	4	31
Wake Forest	S	2-10	0-3	3-4	7	1-6	4	0	5	0	2	28
Cincinnati	S	0-5	0-0	0-0	0	2-7	4	1	4	0	0	22
N.C. State	S	3-8	0-0	5-5	11	6-10	3	2	1	1	1	29
Clemson	S	3-6	0-1	5-8	11	4-9	4	3	1	0	2	26
Duke	S	1-6	0-0	1-4	3	1-4	5	2	2	0	0	26
Virginia	S	0-1	0-0	3-4	3	0-3	3	0	3	0	1	20
Florida St. (ACC)	S	2-9	0-1	9-10	13	6-10	4	0	4	1	0	26
N. Carolina (ACC)	S	3-12	1-3	0-0	7	4-8	4	1	1	0	0	28
Gonzaga (NCAA)	S	4-10	0-0	1-2	9	9-15	3	2	1	0	1	26
Texas (NCAA)	S	5-6	0-0	2-2	12	4-11	4	0	3	0	2	28
UConn (NCAA)	S	4-9	0-2	2-3	10	3-11	2	3	6	1	1	30

1993-94 Game by Game Statistics

GAME	S	FG-FGA	3P-3PA	FT-FTA	Pts	OR-TR	PF	Ast	TO	Blk	Stl	Min
Georgetown	S	2-5	0-0	8-13	12	1-5	4	3	5	0	2	39
Cornell	S	1-2	0-0	0-4	2	2-4	5	6	3	0	2	19
Rider	S	5-15	1-2	4-4	15	3-7	4	6	4	0	0	19
UMBC	S	5-11	0-0	4-4	14	6-11	1	5	5	3	4	28
Morgan State	S	2-8	0-2	7-10	11	4-9	4	1	7	0	0	30
Oklahoma	S	5-9	0-0	2-2	12	4-7	5	0	5	1	2	25
Towson State	S	5-7	1-1	7-8	18	1-6	1	4	5	0	5	29
Hofstra	S	5-8	0-0	4-6	14	3-4	3	2	2	0	3	26
Massachusetts	S	0-5	0-0	2-3	2	1-6	5	3	4	2	0	20
Ga. Tech	S	6-9	0-0	2-5	14	3-11	4	4	4	0	3	29
N. Carolina	S	4-13	0-1	1-2	9	3-4	4	0	2	0	1	32
Florida State	S	4-10	0-1	1-2	9	4-6	5	1	4	0	1	33
Wake Forest	S	2-6	1-2	1-2	6	2-6	2	0	0	0	2	32
N.C. State	S	4-9	0-0	0-0	8	2-8	4	3	3	2	0	21
Clemson	S	6-10	1-1	2-4	15	2-7	3	2	2	0	4	31
Duke	S	4-10	1-2	0-0	9	1-3	5	0	2	0	1	25
Virginia	S	3-10	1-3	2-4	9	4-10	4	2	5	1	0	24
Ga. Tech	S	6-9	2-3	3-6	17	1-1	4	3	1	1	0	33
N. Carolina	S	4-7	1-1	2-5	11	1-5	3	2	3	0	0	28
Florida State	S	2-8	0-0	11-14	15	3-11	4	3	6	0	2	37
Wake Forest	S	4-9	0-1	0-2	8	1-4	3	2	2	0	2	29
Loyola	S	4-4	1-1	0-1	9	1-3	4	1	6	0	1	16
N.C. State	S	2-7	0-1	1-4	5	2-7	3	4	4	0	2	31
Clemson	S	2-7	0-1	2-4	6	3-6	4	3	5	0	1	37
Duke	S	4-7	1-1	0-1	9	1-3	3	0	1	0	1	26
Virginia	S	5-13	0-1	5-5	15	1-3	2	1	2	1	3	31
Virginia ACC	S	2-9	0-2	4-6	8	3-7	3	2	8	3	0	35
St. Louis (NCAA)	S	4-7	0-0	3-7	11	1-3	3	1	2	0	1	34
Massach (NCAA)	S	4-4	0-0	6-10	14	4-7	4	1	4	2	0	25
Michigan (NCAA)	S	7-11	0-0	3-11	17	3-9	5	0	2	1	2	29


full trouble versus the Yellow Jackets, as he picked up his fourth foul with 10:32 remaining in the second half...Booth played nearly eight minutes the rest of the way and scored six points as the Terps gained the all-important first ACC road victory of the season...Banged against North Carolina's All-American and NBA first round draft choice Eric Montross and Kevin Salvadori twice and more than held his ground... Scored in double figures in 15 of Maryland's 30 games and recorded three double/doubles...Showing his importance, the Terps were 9-5 when Booth stayed out of foul trouble and played 30 or more minutes during a game, and when he played less than 25 minutes a game the Terps were 3-4... **At Dunbar:** Was considered to be among the nation's top-25 recruits when he signed with the Terps during the spring signing period in 1993...Was a McDonald's High School All-American and played in the National All-American game in Memphis, Tenn... Was a member of the Capital All-Star team in the Capital All-



Star game played in his future home of Cole Field House his senior season...Earned second team All-America honors from Parade Magazine... Chosen Mr. Basketball in the city of Baltimore as a senior...Selected the Player of the Year in the State of Maryland and the Baltimore Sun area Player of the Year following his senior season...Averaged 21 points, 10 rebounds and four assists as a senior in leading Dunbar to the Maryland "A" Conference State Championship...Earned All-Metropolitan honors by the Baltimore Sun following both his junior and senior years...As a junior, he averaged 19.5 points, 11.8 rebounds and four assists in leading Dunbar to a 29-0 record, the No. 1 national ranking in USA Today Newspaper and the mythical national championship...His high school coach was Pete Pompey... **Personal:** Born October 9, 1974...His full name is Keith Eugene Booth...His nickname is Turk...He is the first cousin of University of Massachusetts senior Donta Bright.

25

Rodney Elliott



RODNEY ELLIOTT

Froward

Ht 6-8 Wt 200

High School:
Dunbar Catholic,
Baltimore, MD
(Pete Pompey)

Birthdate:
March 6, 1974

1994-95 SEASON HIGHS

9 points
vs. Gonzaga, 3-16-95

8 rebounds
vs. Morgan State,
12-23-94

2 assists
vs. Towson State,
12-12-94

3 steals
vs. Morgan State,
12-23-94



A solid forward who worked himself into the regular rotation as a freshman and played in 30 of Maryland's 34 games exhibiting his ability to compete in the rigors of the ACC...His slender build disguises his exceptional rebounding capabilities...Finished as the only Terp with more rebounds (46) than total points (43) and fouls (34) in 1995...Enjoyed an extraordinary game versus Gonzaga in the Terps' first round NCAA Tournament victory...Scored nine points and grabbed two rebounds in only seven minutes of play while spelling All-American center Joe Smith who was in early foul trouble...Was a teammate of current Terp starter and All-American candidate Keith Booth at Dunbar during his junior season...As a Freshman: Saved his best for the most important part of the season as he scored nine points and grabbed two rebounds in helping lift Maryland past Gonzaga, 87-63, in the first round of the NCAA Tournament...Stepped up his game in the second half versus the Bulldogs with nine points on a perfect three of three shooting from the field and a season's best three of four shooting from the free throw line...During a span of 3:19 in the later stages of the second half, Elliott scored seven points during a 21-8 run that helped extend the Terps' lead from eight points to 21...During the spree, Elliott scored on two lay-ups, was three of four from the line and grabbed two rebounds...Averaged 4.5 points in two NCAA Tournament games...Also played well on the road as Maryland won at N.C. State for the first time since the 1992-93 season...Sparked the Terps to a 12-9 second half run to increase an 11-point Terp lead and help give Head Coach Gary Williams his 300th career victory...Said Williams following the victory: "I thought the key section of the game was (Mario Lucas) and Rodney Elliott playing well together inside when Smith and Booth were sitting on the bench. We didn't allow N.C. State to make a run, which most people, including myself, thought they might have..."...Another strong performance came versus No. 1 North Carolina in Chapel Hill...Played well once again as Smith was strapped with foul trouble...He scored two points, grabbed two rebounds, dished out one assist and had one steal as the Terps nearly recovered from an early second half deficit to claim victory...Scored his first career basket on his first career attempt in Maryland's first game of the season, a 95-65 victory over Chaminade in the opening round of the Maui Invitational...His first career appearance came versus Chaminade as he was substituted in for fellow

Baltimorean and Dunbar teammate Keith Booth in the first half of the nationally televised game... Seven points and five rebounds came as Maryland defeated Towson State at home... His career high of eight rebounds came versus Morgan State in Cole Field House... Also gained his career high of three steals and 18 minutes played versus Morgan... Back-to-back-to-back strong games versus Towson State, Morgan State and La Salle netted him seven, six and six points collectively... Scored his ACC season high of three points versus Wake Forest and N.C. State... Maryland was a perfect 10-0 in games that Elliott


scored at least one point... His career high of two assists came three times while his single game best of one block came five different times, including one versus Wake Forest and another versus Cincinnati in a game televised nationally by ABC... Nailed his first career three-pointer versus N.C. State at Cole Field House... **At Dunbar:** A First Team All-Metropolitan Selection by the Baltimore Sun following a sensational senior season that saw him vault himself into the national recruiting spotlight... Also an All-Baltimore City/County selection by the Baltimore Sun... It was during his senior season

that Elliott forced the scouts to notice him and many Division I scholarship offers began to roll in... Averaged 12 points, 13 rebounds and 5.6 assists as a senior... Led nationally ranked Dunbar in rebounding and shot 64 percent from the field... Showed his shooting versatility as he hit 24 three-point shots during his senior season... Guided the Poets to the 1994 Class "A" State Championship with two victories, the state semifinals and finals, coming in his future home of Cole Field House... Scored 18 points and grabbed 15 rebounds in the semifinal win and scored a season high 29 points and grabbed 15 more rebounds



CAREER HIGHS

PTS	9	vs. Gonzaga (3-23-95)
FGM	3	vs. Colgate (12-8-94)
		vs. Gonzaga (3-23-95)
FGA	6	vs. Colgate (12-8-94)
FG%	1.00 (3-3)	vs. Gonzaga (3-16-95)
3FGM	1	vs. N.C. State (1-22-95)
3FGA	1	vs. five teams
		(last vs. N.C. State, 1-22-95)
3FG%	1.00 (1-1)	vs. N.C. State (1-22-95)
FTM	3	vs. Gonzaga (3-16-95)
FTA	12	vs. Morgan State (12-23-94)
FT%	.833 (10-12)	vs. Morgan State (12-23-94)
OR	2	vs. Colgate (12-10-94)
		vs. Morgan State (12-23-94)
DR	2	vs. Towson State (12-12-94)
		vs. North Carolina (1-7-95)
REBS	3	vs. Colgate (10-8-94)
		vs. Morgan State (12-23-94)
AST	6	vs. Morgan State (12-23-94)
BLK	1	vs. Florida State (2-11-95)
STL	2	vs. Bucknell (12-3-94)
		vs. Colgate (12-8-94)
MIN	19	vs. Morgan State (12-23-94)



ALL GAMES

Year	Gms-Strt	FG-FGA .Pct	3's-3'sA .Pct	FT-FTA .Pct	Pts-Avg	Off/Reb	Def/Reb	Tot-Avg	PF-Dq	Asst	TO	Blk	Stl	Min
1994-95	30-0	14-28 .500	1-5 .200	14-27 .519	43-1.4	18	28	46-1.5	34-0	13	13	5	7	166
CAREER	30-0	14-28 .500	1-5 .200	14-27 .519	43-1.4	18	28	46-1.5	34-0	13	13	5	7	166


ACC

Year	Gms-Strt	FG-FGA .Pct	3's-3'sA .Pct	FT-FTA .Pct	Pts-Avg	Off/Reb	Def/Reb	Tot-Avg	PF-Dq	Asst	TO	Blk	Stl	Min
1994-95	14-0	3-7 .429	1-2 .500	3-6 .500	10-0.7	4	13	17-1.2	10-0	4	1	1	2	57
CAREER	14-0	3-7 .429	1-2 .500	3-6 .500	10-0.7	4	13	17-1.2	10-0	4	1	1	2	57

NCAA TOURNAMENT

Year	Gms-Strt	FG-FGA .Pct	3's-3'sA .Pct	FT-FTA .Pct	Pts-Avg	Off/Reb	Def/Reb	Tot-Avg	PF-Dq	Asst	TO	Blk	Stl	Min
1994-95	2-0	3-4 .750	0-0 .000	3-4 .750	9-4.5	2	0	2-1.0	0-0	0	1	0	0	9
CAREER	2-0	3-4 .750	0-0 .000	3-4 .750	9-4.5	2	0	2-1.0	0-0	0	1	0	0	9


in the championship clinching game...Dunbar finished with a 23-3 record during his senior season...Played in the Capital Classic All-Star Game following his senior season at Cole and scored seven points and had eight rebounds for the Capital All-Star team...The great Dunbar athlete was the starting quarterback for the football team his final three seasons...He threw for over 1,000 yards and 15 touchdowns as a senior in leading the Poets to the State Championship semi-final game...Personal: Born March 4, 1976...His full name is Rodney Elliott.




GAME BY GAME STATS

1994-95 Game by Game Statistics

GAME	S	FG-FGA	3P-3PA	FT-FTA	Pts	OR-TR	PF	Ast	TO	Blk	Stl	Min
Chaminade	1-1	0-0	0-0	0-0	2	0-0	3	1	0	0	0	3
Utah	0-0	0-0	0-0	0-0	0	0-0	0	0	0	0	0	1
Arizona State	0-0	0-0	0-0	0-0	0	0-0	0	0	0	0	0	1
Loyola	0-0	0-0	2-2	0-0	2	0-2	2	1	0	0	0	7
Bucknell	0-0	0-0	1-2	2	1-1	3	0	1	0	0	0	8
UMBC	0-1	0-0	0-0	1	2-2	3	2	1	1	1	1	10
Colgate	3-6	0-1	1-1	0	1-4	3	1	3	1	1	1	17
Towson State	2-3	0-1	2-5	7	2-6	3	2	0	1	0	0	12
Morgan State	2-4	0-1	2-4	6	4-8	2	1	3	0	3	18	
La Salle	0-1	0-0	0-2	6	0-2	3	0	1	0	0	5	
American	0-0	0-0	0-0	0	1-3	0	0	0	0	0	6	
North Carolina	1-2	0-0	0-0	0	0-0	2	1	0	0	1	6	
Florida State	1-2	0-0	1-2	2	1-2	1	0	0	0	0	7	
Wake Forest	0-0	0-0	0-0	3	0-1	0	0	0	0	0	2	
N.C. State	0-1	0-1	2-2	0	1-2	1	1	0	0	0	8	
Clemson	0-0	0-0	0-1	2	0-1	0	0	1	0	0	3	
Duke	0-0	0-0	0-0	0	0-0	1	0	0	0	0	5	
Virginia	0-0	0-0	0-0	0	0-0	0	0	0	0	0	2	
Georgia Tech	0-0	0-0	0-0	0	0-1	1	0	0	0	0	1	
North Carolina	0-0	0-0	0-0	0	0-0	1	2	0	0	0	3	
Wake Forest	0-1	0-0	0-0	0	1-3	1	0	0	1	1	8	
Cincinnati	0-0	0-0	0-1	0	1-1	1	1	2	1	0	6	
N.C. State	1-1	1-1	0-0	3	1-2	0	0	0	0	0	5	
Clemson	0-0	0-0	0-0	0	0-0	0	0	0	0	0	1	
Duke	0-0	0-0	0-1	0	0-1	1	0	0	0	0	4	
Virginia	0-0	0-0	0-0	0	0-2	1	0	0	0	0	2	
Florida St. (ACC)	0-0	0-0	0-0	0	0-0	1	0	0	0	0	2	
N. Carolina (ACC)	0-1	0-0	0-0	0	0-0	0	0	0	0	0	4	
Gonzaga (NCAA)	3-3	0-0	3-4	9	2-2	0	0	0	0	0	7	
UConn (NCAA)	0-1	0-0	0-0	0	0-0	0	0	1	0	0	2	



4



EXREE HIPPI

All-ACC Candidate
Quickside Forward
Ht 6-8 Wt 205
High School:
Harker Prep,
Potomac, MD
(Stu Vetter)
Birthdate:
November 22, 1973
Pre-Season 2nd Team
All-ACC Selection by
The Sporting News
Rated as the No. 4 small
forward in the Nation
by The Sporting News


1994-95 SEASON HIGHS
25 points
vs. Arizona State, 11-23-94
9 rebounds
vs. #5 UMass, 12-10-95
9 assists
vs. Utah, 11-22-94
3 steals
vs. Duke, 1-30-95

An All-ACC Candidate as one of the most athletically gifted players in all of college basketball...A two-time Honorable Mention All-Atlantic Coast Conference Selection during each of the past two years...Is one of only two players in the ACC to have earned All-ACC accolades in each of the past two years and to begin the 1996 season with at least 1,000 career points...Maryland's own version of Cal Ripken, he has started 92 of a possible 92 career games since his arrival at Maryland as a freshman...The 92 consecutive starts is the on going Maryland record for consecutive starts from the beginning of a season...The all-time Terp record for consecutive starts in a career is 109 by Maryland great Ernest Graham (1977-81)...Joins current Terp seniors Johnny Rhodes and Duane Simpkins as one of only five current seniors in the ACC who have received All-ACC mention in both their sophomore and junior years...Begins the season as one of only two players in the ACC who have scored 1,000 or more career points...Enjoyed his most consistent season as a Terp in 1995...Was invited as a try-out candidate for the U.S. World University Games during the summer of 1995...A second team All-ACC Tournament selection in 1995 after averaging 15.5 points and four rebounds in two games...Scored 23 points versus North Carolina in the tournament semifinals...Named as a co-winner of the Bud Millikan Defensive Player of the Year Award at the annual team banquet in 1995...As a Junior: An Honorable Mention All-ACC Selection for the second consecutive season...Earned Second team All-Atlantic Coast Conference Tournament Honors as he averaged 16.5 points and four rebounds as the Terps defeated Florida State and took No. 2 ranked North Carolina into overtime in the semifinals...Scored a career high 461 points and averaged a career high 13.6 points per game...Became the 31st player in school history to reach the 1,000 career point plateau with a free throw in the first half at Georgia Tech on February 4...His 1,174 points currently ranks him 20th on the all-time Terp scoring list...Hipp's improved overall intensity showed in his game...Always guards the opponent's best guard, where Hipp's forward-like height and guard like quickness make him extraordinarily tough to beat...In the NCAA Tournament, Hipp limited Terrence Rencher, the Southwest Conference's leading scorer to 15 points...Averaged 13.7 points and five rebounds in the 1995 NCAA Tournament...Was named the Terp's Most Valuable Player and earned CBS/Chevrolet Most Valuable




Player honors in leading the Terps past Gonzaga in the first round of the NCAA Tournament... Picked up the Terps with a 15 point, five rebound, three assist effort as Sophomore Sensation Joe Smith was shackled with four fouls early in the second half... Was in top form in leading Maryland to the exciting, historic victory over Duke in Cole Field House... Scored an ACC regular season high of 21 points on eight of 16 shooting from the field including a spectacular career high of five of six from the three point arc... Just as spectacular as his shooting from the field were his seven rebounds, four assists, three steals and one blocked shot... Scored 11 points in an awe inspiring 20-2 Terp run during a five minute stretch in the first half as the Terps recovered from a 28-19 deficit to take a 39-30 lead approaching half-time... In the 2:30 stretch from the 7:19 mark to the 4:42 mark, Hipp scored 11 points and grabbed one steal... Helped keep the Terps up in the second half with another important three pointer after the Blue Devils had closed the gap to two with 8:26 remaining and added a tip-in as the Devils once again closed the Terps' lead to two with 5:53 remaining... Also played well as the Terps enjoyed one of the finest ever nights in the history of Maryland basketball in defeating No. 1 North Carolina, 86-73, in a wild, oversold Cold Field House... Scored 12 points, including four in the final

four minutes to help seal the Terps' momentous victory... Helped the Terps keep their second half lead with a crucial, lead-extending lay up as the Tar Heels began one of their patented runs... A Hipp lay-up choked a North Carolina spurt as the Terps' lead had been cut to five with his lay up, making the score 70-63 with 4:26 remaining... A strong outing of 25 points versus Arizona State on ESPN nearly brought the Terps to victory in the championship game of the Maui Invitational... Was exceptional versus North Carolina in the semifinal round of the ACC Tournament... Scored 23 points (11 in the second half) and grabbed six rebounds in the classic ACC Tournament game... Brought the Terps to within a hair of the lead with a three-pointer with 3:37



remaining in regulation making the score 78-75 in favor of the Tar Heels... Scored one bucket in the overtime, cutting the Tar Heel lead to 90-89... Scored a game high 22 points versus Loyola (Md.) in Cole Field House... Scored double figures in a career high 24 games... As a Sophomore: Earned Honorable mention All-ACC honors... His 13.2 points per game was good for the 13th best scoring average in the ACC... Finished seventh in the ACC in field goal shooting percentage at 47.2%... May have been at his best versus No. 9 Massachusetts in the second round of the NCAA Tournament... He scored a personal NCAA Tournament career best of 19 points on eight of 11 shooting from the field in 35 minutes of play in helping the Terps to the monumental victory... It was Hipp's jumper that gave Maryland a 66-65 lead with 10:39 remaining in the second half, a lead that the Terps did not relinquish on their way to the victory over the second seeded Minutemen... His earlier three pointer from the right side of the top of the key gave Maryland its first lead of the second half, 59-57, with 13:32 remaining... He scored 13 points in the incredible second half comeback victory that launched the Terps into the "Sweet 16" for the first time since 1985... His career high of 35 points came versus Towson State at the Baltimore Arena on December 23, 1993... He shot a career best 14-16 (87.5%) from the field -



CAREER HIGHS

PTS	35	vs. Towson State (12-23-93)
FGM	14	vs. Towson State (12-23-93)
FGA	17	vs. Arizona State (11-23-94)
FG%	.875 (14-16)	vs. Towson State (12-23-93)
3FGM	5	vs. Duke (1-29-95)
3FGA	8	vs. Clemson (2-27-93)
3FG%	1.00	vs. Morgan State (12-26-92)
FTM	8	vs. Towson State (12-23-93)
FTA	10	vs. Morgan State (12-26-92)
FT%	1.00	vs. Morgan State (12-26-92)
OR	5	vs. 20 teams (last Duke, 3-1-95)
DR	7	vs. three teams
REBS	9	(last vs. Florida State, 1-10-95)
AST	7	vs. Morgan State (12-4-93)
BLK	4	vs. two teams
STL	4	(last vs. Virginia, 2-4-94)
MIN	37	vs. Utah (11-22-94)
		vs. Clemson (1-26-94)
		vs. Rider (11-30-94)
		vs. three teams
		(last vs. North Carolina, 3-11-95)

including a perfect 4-4 (1.00%) from three-point range... His 35 points versus Towson State was tied for the 11th best single game total in school history at the time... Scored an ACC career best 23 points versus Florida State in Cole Field House on January 11... He has since tied that with a monster 23 point effort versus North Carolina during the 1994 ACC Tournament in Charlotte, North Carolina... 20 or more points came four times as

he scored in double figures 18 times... Made the prophetic announcement in the pre season that the Terps would finish fourth or fifth in the ACC standings and advance to the "Sweet 16" of the NCAA Tournament... Most people, including Head Coach Gary Williams, thought he was crazy for making such a statement... He made believers of Williams and all of the Terps' faithful when Maryland defeated Massachusetts to advance

ALL GAMES

Year	Gms-Strt	FG-FGA .Pct	3's-3'sA .Pct	FT-FTA .Pct	Pts-Avg	Off/Reb	Def/Reb	Tot-Avg	PF-Dq	Asst	TO	Blk	Stl	Min
1992-93	28-28	130-270 .481	20-63 .317	36-56 .643	316-11.3	48	90	138-4.9	74-1	87	58	10	35	816
1993-94	30-30	150-318 .472	31-94 .330	66-96 .688	397-13.2	38	82	120-4.0	82-4	76	80	15	35	939
1994-95	34-34	170-331 .514	22-69 .319	99-151 .656	461-13.6	65	76	141-4.1	85-1	109	75	10	32	1,046
CAREER	92-92	450-919 .490	73-226 .323	201-303 .663	1,174-12.8	151	248	399-4.3	241-6	272	213	35	102	2,801

ACC

Year	Gms-Strt	FG-FGA .Pct	3's-3'sA .Pct	FT-FTA .Pct	Pts-Avg	Off/Reb	Def/Reb	Tot-Avg	PF-Dq	Asst	TO	Blk	Stl	Min
1992-93	16-16	63-144 .438	14-41 .341	17-32 .531	151-9.4	27	51	78-4.9	48-1	54	39	5	19	485
1993-94	16-16	63-169 .373	17-51 .333	41-57 .719	184-11.5	22	41	63-3.9	50-3	38	40	7	16	511
1994-95	16-16	67-141 .475	13-40 .325	39-55 .709	186-11.6	27	33	60-3.8	42-0	48	39	7	13	511
CAREER	48-48	193-454 .425	44-132 .333	97-144 .674	521-10.9	76	125	201-4.2	140-4	140	118	19	48	1,507

NCAA TOURNAMENT

Year	Gms-Strt	FG-FGA .Pct	3's-3'sA .Pct	FT-FTA .Pct	Pts-Avg	Off/Reb	Def/Reb	Tot-Avg	PF-Dq	Asst	TO	Blk	Stl	Min
1993-94	3-3	15-27 .556	4-11 .364	3-5 .600	37-12.3	3	13	16-5.3	6-0	7	8	0	5	104
1994-95	3-3	16-32 .500	2-4 .500	7-14 .500	41-13.7	6	9	15-5.0	10-1	10	8	0	3	94
CAREER	6-6	31-59 .525	6-15 .400	10-19 .526	78-13.0	9	22	31-5.2	16-1	17	16	0	8	198

13

Sarunas Jasikevicius



SARUNAS JASIKEVICIUS

Shooting Guard

Ht 6-4 Wt 190

High School:

Solanco,
Quarryville, PA.
(Don Fisher)

Birthdate:

March 5, 1976

1994-95 SEASON HIGHS

18 points

vs. Morgan State,
12-23-94

3 rebs

vs. Colgate, 12-8-94,
Morgan St, 12-23-94

6 assists

vs. Morgan State,
12-23-94

2 steals

vs. Bucknell, 12-3-94



P

ronounced Sha-Roon-US Yes-i-KE-vich-us...Played in 29 of Maryland's 34 games as a freshman and will see increased playing time as a sophomore...Will be counted on as one of Maryland's top three-point shooting threats...Is seen as the successor to current Terp shooting guard Johnny Rhodes...Was an exchange student who came to the United States from Lithuania in September of 1993...Lithuania is located in Northeast Europe on the Baltic Sea and was a Republic of the former Soviet Union...He played one year of varsity basketball at Solanco High School in Southern Lancaster County in Pennsylvania...Is currently a member of the

Lithuanian Junior National Team...**As A Freshman:** Shot 37.8 percent from three-point range to place him sixth among the freshmen leaders in the ACC...His 14 three-point shots was the fifth best effort by a Terp freshman in school history...His 37 three-point attempts is also the fifth most ever by a Terp freshman...Enjoyed his best three-point shooting game of the season versus Towson State when he connected on a perfect three of three in the Terps' victory in Cole Field House...He scored 14 points versus TSU as he was five of six from the field for the night in only 15 minutes of play...Scored his career high of 18 points versus Morgan State as he was nearly perfect from the free throw line...Connected on 10-12 (83.3 percent) from the line and had three rebounds as the Terps won at home...His 10 free throws made versus the Bears tied him for the fifth most free throws made in a single game by a Maryland player during the season...Scored in double figures for the third time during the season versus American, hitting for 10 on four of seven shooting from the field...Played in 15 of Maryland's 16 ACC games and scored an ACC season high of five points as the Terps won at Clemson for the first time in Head Coach Gary Williams's career...Jasikevicius scored as crucial a three-point shot as was scored during the season with 5.5 seconds remaining in the first half...The three-pointer from the right of the key gave Maryland a 27-19 half-time lead in a game that Maryland won by only four as the Tigers had a chance to tie the game in the closing seconds of the game...He shot a perfect one of one from the field and a perfect two of two from the line in the win over the Tigers...Played an ACC high 13 minutes as the Terps defeated No. 1 North Carolina, 86-73, in Cole Field House to gain one of the most memorable Terp victories of all time...Jasikevicius contributed two assists, one blocked shot, one steal and one

rebound in the victory... Also played well versus the Tar Heels in the quarterfinal round of the ACC Tournament... Scored four points in the final 1:30 of the first half to help keep the Terps within a comfortable margin going into the break... Maryland recovered from the seven point half-time deficit to tie the game and send it into overtime... Scored another big three-pointer late in the first half at Duke to help the Terps to victory for the first time in Durham since the 1988 season... He banked in a three-pointer with 3:30 remaining in the first half to tie the contest at 39; the Terps eventually won the game by two, 94-92, on a Joe Smith tip-in at the final buzzer... Was also big from beyond the three point arc versus Virginia in Cole Field House... Drilled a three from the right side to give the Terps a 53-49 lead with 8:58 remaining... Though the Cavaliers would tie the contest less than a minute later, they were not able to regain the lead and the Terps won the nationally televised ESPN contest, 71-62... A first half three-pointer at Florida State gave Maryland a four point lead, 27-23, in a 70-57 Terp victory... His three-point shot helped give Maryland a three point lead in Tallahassee... Scored in double figures three times and played in double figure minutes seven times... **At Solanco:** Came to the United States in 1993 and was a starter for one year at shooting guard... Was a First Team All-Lancaster County selection... Averaged 20.5 points, 7.3 rebounds and 4.2 assists while shooting 47 percent from the field



and 38 percent from three-point range... Selected as the Most Valuable Player of the Mid-State Roundball All-Star Classic during which he scored 20 points... The Mid-State All-Star Classic matches all-stars from Pennsylvania and Maryland similar to the "Big 33" high school football game... Named the MVP in the War of the Roses All-Star game which pitted the top players from Lancaster and York counties... Guided Solanco to a 21-4 record and into the state playoffs... Scored season highs of 32 points and

12 rebounds in a regular season game versus Manheim (Pa.) Central... Scored a near quadruple double with 21 points, 10 rebounds, 10 assists and six steals in his first ever game at Solanco... Ranked among the top ten scorers and three point shooters in the conference... Played for Head Coach Don Fisher at Solanco... **Personal:** Born March 5, 1976... His full name is Sarunas Jasikevicius.



CAREER HIGHS

PTS	18	vs. Morgan State (12-23-94)
FGM	5	vs. Towson State (12-12-94)
FGA	11	vs. Morgan State (12-23-94)
FG%	1.00 (1-1)	vs. Clemson (1-25-95)
	(1-1)	vs. Duke (3-1-95)
3FGM	3	vs. Towson State (12-12-94)
3FGA	4	vs. Colgate (10-8-94)
		vs. American (12-30-94)
3FG%	1.00 (3-3)	vs. Towson State (12-12-94)
FTM	10	vs. Morgan State (12-23-94)
FTA	12	vs. Morgan State (12-23-94)
FT%	.833 (10-12)	vs. Morgan State (12-23-94)
OR	2	vs. Colgate (12-10-94)
		vs. Morgan State (12-23-94)
DR	2	vs. Towson State (12-12-94)
		vs. North Carolina (1-7-95)
REBS	3	vs. Colgate (10-8-94)
		vs. Morgan State (12-23-94)
AST	6	vs. Morgan State (12-23-94)
BLK	1	vs. Florida State (2-11-95)
STL	2	vs. Bucknell (12-3-94)
		vs. Colgate (12-8-94)
MIN	19	vs. Morgan State (12-23-94)



ALL GAMES

Year	Gms-Strt	FG-FGA.Pct	3's-3'sA.Pct	FT-FTA.Pct	Pts-Avg	Off/Reb	Def/Reb	Tot-Avg	PF-Dq	Asst	TO	Blk	Stl	Min
1994-95	29-0	29-65 .446	14-37 .378	17-21 .810	89-3.1	6	13	19-0.7	24-1	22	17	1	10	178
CAREER	29-0	29-65 .446	14-37 .378	17-21 .810	89-3.1	6	13	19-0.7	24-1	22	17	1	10	178

ACC

Year	Gms-Strt	FG-FGA.Pct	3's-3'sA.Pct	FT-FTA.Pct	Pts-Avg	Off/Reb	Def/Reb	Tot-Avg	PF-Dq	Asst	TO	Blk	Stl	Min
1994-95	15-0	6-18 .333	6-15 .400	2-2 1.00	20-1.3	2	6	8-0.5	7-0	6	6	1	2	60
CAREER	15-0	6-18 .333	6-15 .400	2-2 1.00	20-1.3	2	6	8-0.5	7-0	6	6	1	2	60

NCAA TOURNAMENT

Year	Gms-Strt	FG-FGA.Pct	3's-3'sA.Pct	FT-FTA.Pct	Pts-Avg	Off/Reb	Def/Reb	Tot-Avg	PF-Dq	Asst	TO	Blk	Stl	Min
1994-95	2-0	0-2 .000	0-1 .000	0-0 .000	0-0	0	0	0-0	0-0	0	0	0	0	2
	2-0	0-2 .000	0-1 .000	0-0 .000	0-0	0	0	0-0	0-0	0	0	0	0	2



GAME BY GAME STATS

1994-95 Game by Game Statistics

GAME	S	FG-FGA	3P-3PA	FT-FTA	Pts	OR-TR	PF	Asst	TO	Blk	Stl	Min
Chaminade	0-0	0-0	0-0	0	0-0	2	1	0	0	0	0	3
Utah	0-0	0-0	0-0	0	0-0	0	0	0	0	0	0	1
Arizona State	0-0	0-0	0-0	0	0-0	0	0	0	0	0	0	1
Loyola	2-3	0-1	0-0	4	0-0	1	0	1	0	0	0	6
Bucknell	1-3	0-1	1-2	3	0-1	1	0	2	0	2	8	
UMBC	2-3	1-2	0-0	5	0-1	0	2	2	0	1	14	
Colgate	2-7	1-4	2-2	7	2-3	0	2	0	0	2	17	
Towson State	5-6	3-3	1-1	14	0-2	5	1	2	0	1	15	
Morgan State	4-11	0-3	10-12	18	2-3	3	6	1	0	0	19	
La Salle	1-2	1-2	1-2	4	0-0	3	3	1	0	1	14	
American	4-7	2-4	0-0	10	0-1	2	1	2	0	1	14	
Georgia Tech	0-1	0-1	0-0	0	1-2	1	1	0	0	0	7	
North Carolina	1-4	1-3	0-0	3	0-2	1	0	1	0	0	5	
Florida State	1-4	1-2	0-0	3	0-0	0	1	0	0	0	5	
Wake Forest	0-1	0-1	0-0	0	0-0	0	0	0	0	0	2	
N.C. State	0-0	0-0	0-0	0	0-0	0	0	0	0	0	2	
Clemson	1-1	1-1	2-2	5	0-1	0	0	1	0	0	7	
Duke	0-0	0-0	0-0	0	1-0	0	1	0	0	1	1	
Virginia	1-3	1-3	0-0	3	0-0	1	1	0	0	0	4	
Georgia Tech	0-1	0-1	0-0	0	0-0	1	0	0	0	0	1	
North Carolina	0-0	0-0	0-0	0	0-1	1	2	2	0	1	13	
Florida State	0-0	0-0	0-0	0	0-1	0	0	1	1	0	2	
Wake Forest	0-0	0-0	0-0	0	0-0	1	0	0	0	0	2	
Clemson	1-1	1-1	0-0	3	0-0	0	0	0	0	0	1	
Duke	1-1	1-1	0-0	3	0-0	0	0	0	0	0	3	
Virginia	0-1	0-1	0-0	0	0-0	1	0	1	0	0	5	
N. Carolina (ACC)	2-3	0-1	0-0	4	0-0	0	0	0	0	0	4	
Gonzaga (NCAA)	0-1	0-1	0-0	0	0-0	0	0	0	0	0	1	
UConn (NCAA)	0-1	0-0	0-0	0	0-0	0	0	0	0	0	1	



11

Matt Korarik



MATT KORARIK

Point Guard
Ht 6-5 Wt 182
High School:
 Grimsley,
 Greensboro, North
 Carolina
 (Robin Lincks)
Birthdate:
 January 24, 1975


1994-95 SEASON HIGHS

4 points
 vs. Towson State,
 12-12-94

4 rebounds
 vs. Towson State,
 12-12-94

4 assists
 vs. Morgan State,
 12-23-94

2 steals
 vs. N.C. State, 2-22-95



The top returning reserve point guard in the Atlantic Coast Conference...Was an Honorable Mention All-ACC Freshmen Team selection following his inaugural season in College Park...Has started two games in his first two years, the only Terp outside of the normal starting five to have earned any starting assignments...A real prime time player who saw an increase in his points and minutes per game during the NCAA Tournament as compared to the regular season...**As a Sophomore:** A valuable and dependable member of the Terps' backcourt who appeared in a career high 31 games...Earned his second career start versus Towson State in Cole Field House and helped Maryland to a 120-73 victory in Cole Field House...Played a season high 16 minutes and scored a season high four points...Was perfect on two free throws and had one assist in the victory...In two career starts, Towson State as a sophomore and Hofstra as a freshman, he averaged 15 minutes played and five points a game...Played well offensively versus Morgan State as he helped Maryland score a school record 138 points...Against Morgan State, he grabbed a season high four rebounds and dished out a career high tying four assists...Scored two points and grabbed one rebound versus La Salle as the Terps won in College Park...Scored an ACC season high of three points versus N.C. State as the Terps defeated the Wolfpack at home...Hit his only three-point shot of the year in that game...Three rebounds and one assist in eight minutes came at Duke in a game shown nationally on ESPN...Played four minutes versus Florida State in the Terps' opening round victory over the Seminoles in the ACC Tournament...Scored one point on a crucial free throw in the first half...His free throw with 2:06 remaining in the first half was the final score of the half and brought Maryland back to within four after having been down by as many as ten...Played strong defense for four of the final five minutes of the first half and helped Maryland outscore Florida State 8-6 and close the gap...The Terps outscored the Seminoles in the second half and won the contest, 71-64...Played well in the ACC semifinal with two assists in three minutes...Played well in all three of Maryland's NCAA Tournament games...Scored two points versus both Gonzaga and Texas and played four strong minutes versus Connecticut in the West Regional Semifinal game...Dished out multiple assists in a career high eight games...Averaged 7.1 minutes per game over the final 10 games of the season - up from his 6.4 minutes per game season

long average...As a **Freshman:** Earned Honorable Mention All-ACC Freshman Team Honors as he averaged 1.8 points and 1.4 rebounds while playing in 29 games...Started one game, Hofstra, while coming off the bench to appear in 28 others...Was the only player on the team outside of the starting five to start any games...His first career start came in the Terps' victory over Hofstra in the first round of the Abdow's Hall of Fame Classic in Springfield...He responded with six points and one steal in 14 minutes of play...His biggest basket of the season, a three pointer, came versus Wake Forest as he returned to play in front of his family and friends for the first time since high school...He calmly drained the three-pointer from the top of the key with 2:30 remaining in the first half...His clutch basket drew Maryland within two points at 20-18...The basket spurred the Terps' offense, as it went on to outscore Wake 43-39 over the remainder of the game to gain the important, 61-58, ACC victory on the road...Scored a career high nine points and grabbed a career high seven rebounds as Maryland defeated Morgan State in Cole Field House... Established a personal career best with five offensive rebounds and also dished off three assists... Scored a crucial basket during the second half of Maryland's ACC season opener at Georgia Tech... Scored a layup and was fouled on the play to extend the Terps' lead to seven, 78-71, with 4:50



remaining....Maryland went on to win the game, 91-88, for its first victory versus Georgia Tech in Atlanta since the 1980 season...Was perfect from the field in both games of the Hall of Fame Classic as he hit all five of his shots from the field during the two day event as he scored a total of 11 points...His 79.2 percent free throw accuracy was the best on the team...He hit his first seven free throw shots of the season and was 11 of 15 from the line in ACC competition...Played 253 minutes, an average of 8.7 per game... **At Grimsley:** Was a First Team All-State

selection and the County Player of the Year following his senior season... Was a First Team All-County and First Team All-Conference selection as both a junior and senior... Averaged 19.7 points, 4.8 rebounds and 3.2 steals per game as a senior... Shot 51.1 percent from the field including 39.0 percent from three-point range...Led Grimsley to a 21-7 record his senior season and a 20-7 mark his junior year...Was a three-year starter at point guard...His high school coach was Robin Lincks... **Personal:** Born January 24, 1975...His full name is Matthew George Kovarik.



CAREER HIGHS

PTS	9	vs. Morgan State (12-4-93)
FGM	3	vs. Morgan State (12-4-93)
		vs. Hofstra (12-28-93)
FGA	5	vs. Towson State (12-12-94)
FG%	1.00	vs. eight teams
		(last vs. Gonzaga, 3-16-95)
3FGM	1	vs. three teams
		(last vs. N.C. State, 2-22-95)
3FGA	2	at Wake Forest (1-15-94)
		vs. Towson State (12-12-94)
3FG%	1.00 (1-1)	vs. Massachusetts (12-29-94)
	(1-1)	vs. N.C. State (12-12-94)
FTM	4	vs. Cornell (11-27-94)
FTA	4	vs. three teams
		(last vs. Clemson, 1-26-94)
FT%	1.00	vs. four teams
		(last vs. Towson St., 12-12-94)
OR	2	vs. four teams
		(last vs. Texas, 3-18-95)
DR	5	vs. Morgan State (12-4-94)
REBS	7	vs. Morgan State (12-4-94)
AST	4	vs. Morgan State (12-23-94)
BLK	1	vs. Massachusetts (12-20-94)
		vs. Florida State (2-22-95)
STL	2	vs. Wake Forest (2-16-94)
		vs. N.C. State (2-22-95)
MIN	20	vs. Morgan State (12-4-94)



ALL GAMES

Year	Gms-Strt	FG-FGA .Pct	3's-3'sA .Pct	FT-FTA .Pct	Pts-Avg	Off/Reb	Def/Reb	Tot-Avg	PF-Dq	Asst	TO	Blk	Stl	Min
1993-94	29-1	16-38 .421	2-8 .250	19-24 .792	53-1.8	18	23	41-1.4	35-1	31	23	0	16	253
1994-95	31-1	5-16 .313	1-5 .200	11-17 .647	22-0.7	7	20	27-0.9	35-0	27	21	1	6	192
CAREER	60-2	21-54 .389	3-13 .231	30-41 .732	75-1.3	25	43	68-1.1	70-1	58	44	1	22	445

ACC STATISTICS

Year	Gms-Strt	FG-FGA .Pct	3's-3'sA .Pct	FT-FTA .Pct	Pts-Avg	Off/Reb	Def/Reb	Tot-Avg	PF-Dq	Asst	TO	Blk	Stl	Min
1993-94	16-0	4-17 .235	1-4 .250	11-15 .733	20-1.3	6	10	16-1.0	17-0	13	9	0	9	121
1994-95	13-0	1-3 .333	1-2 .500	3-4 .750	6-0.5	3	5	8-0.6	14-0	11	8	0	4	77
CAREER	29-0	5-20 .250	2-6 .333	14-19 .737	26-0.9	9	15	24-0.8	31-0	24	17	0	13	198

NCAA TOURNAMENT

Year	Gms-Strt	FG-FGA .Pct	3's-3'sA .Pct	FT-FTA .Pct	Pts-Avg	Off/Reb	Def/Reb	Tot-Avg	PF-Dq	Asst	TO	Blk	Stl	Min
1993-94	2-0	0-2 .000	0-0 .000	0-0 .000	0-0.0	0	0	0-0.0	2-0	2	1	0	0	9
1994-95	3-0	1-1 1.00	0-0 .000	2-2 1.00	4-1.3	0	3	3-1.0	9-0	2	3	0	0	26
CAREER	5-0	1-3 .333	0-0 .000	2-2 .000	4-0.8	0	3	3-0.6	11-0	4	4	0	0	35




GAME BY GAME STATS

1994-95 Game by Game Statistics

GAME	S	FG	FGA	3P	3PA	FT	FTA	Pts	OR	TR	PF	Ast	TO	Blk	Stl	Min
Chaminade	0-0	0-0	0-1	0	0-0	0	0-0	0	1	1	0	0	5			
Utah	0-0	0-0	0-0	0	0-0	0	1	0	0	0	0	2				
Arizona State	1-2	0-1	0-0	2	0-0	1	0	1	0	0	3					
Loyola	0-1	0-0	0-0	0	1-1	1	0	0	0	0	5					
Bucknell	0-0	0-0	1-2	1	0-1	3	2	2	0	1	12					
UMBC	0-0	0-0	0-0	0	0-1	0	2	0	0	0	8					
Colgate	0-0	0-0	1-2	1	0-2	0	1	2	0	0	9					
Massachusetts	0-0	0-0	0-0	0	0-0	1	0	1	1	0	2					
Towson State	S	1-5	0-2	2-2	4	1-4	2	1	0	0	16					
Morgan State	0-2	0-0	1-1	1	1-4	1	4	0	0	0	11					
La Salle	1-1	0-0	0-0	2	1-1	0	0	0	0	0	2					
American	0-1	0-0	0-0	0	0-0	1	0	0	0	0	2					
North Carolina	0-0	0-0	0-0	0	0-0	1	1	1	0	0	3					
Wake Forest	0-0	0-0	0-0	0	0-0	0	0	0	0	0	2					
N.C. State	0-0	0-0	0-0	0	0-0	0	0	0	0	0	2					
Duke	0-0	0-0	0-0	0	0-0	0	2	0	0	0	4					
Virginia	0-0	0-0	0-0	0	0-1	1	1	0	0	0	5					
Georgia Tech	0-0	0-0	0-0	0	0-0	3	0	1	0	0	9					
North Carolina	0-0	0-0	0-0	0	0-0	2	0	1	0	0	4					
Florida State	0-0	0-0	0-0	0	1-1	1	2	0	0	1	6					
Wake Forest	0-2	0-1	0-0	0	1-2	1	0	0	0	1	9					
Cincinnati	0-0	0-0	0-0	0	0-2	1	2	0	0	0	5					
N.C. State	1-1	1-1	0-0	3	0-0	0	1	2	0	2	10					
Clemson	0-0	0-0	1-2	1	0-0	1	0	0	0	0	9					
Duke	0-0	0-0	2-2	2	1-3	1	1	2	0	0	8					
Virginia	0-0	0-0	0-0	0	0-0	3	1	1	0	0	6					
Florida St. (ACC)	0-0	0-0	1-2	1	0-0	0	0	3	0	1	4					
N. Carolina (ACC)	0-0	0-0	0-0	0	0-0	1	2	0	0	0	3					
Gonzaga (NCAA)	1-1	0-0	0-0	2	0-1	3	0	1	0	0	11					
Texas (NCAA)	0-0	0-0	2-2	2	0-1	3	1	2	0	0	11					
UConn (NCAA)	0-0	0-0	0-0	0	0-1	3	1	0	0	0	4					


1993-94 Game by Game Statistics

GAME	S	FG	FGA	3P	3PA	FT	FTA	Pts	OR	TR	PF	Ast	TO	Blk	Stl	Min
Georgetown	0-0	0-0	0-0	0	0-0	0	0-0	1	0	0	0	2				
Cornell	2-2	0-0	4-4	8	1-3	1	1	0	0	0	1	19				
Rider	1-1	0-0	0-0	2	1-1	3	3	3	0	0	15					
UMBC	1-2	0-1	0-0	2	0-1	0	0	1	0	1	8					
Morgan State	3-4	0-0	3-3	9	2-7	0	3	3	0	1	20					
Oklahoma	0-0	0-0	0-0	0	0-1	2	1	0	0	1	11					
Towson State	0-3	0-1	0-0	0	1-1	0	3	1	0	0	10					
Hofstra	S	3-3	0-0	0-0	6	0-0	5	0	2	0	1	14				
Massachusetts	2-2	1-1	0-0	5	0-0	2	2	2	0	1	9					
Ga. Tech	1-1	0-0	0-1	2	0-0	0	0	1	0	1	6					
N. Carolina	0-0	0-0	1-2	1	0-2	1	1	1	0	1	7					
Florida State	1-2	0-0	0-0	2	2-3	2	1	1	0	1	12					
Wake Forest	1-2	1-2	2-2	5	0-1	2	1	0	0	1	12					
N.C. State	0-1	0-0	2-2	2	1-1	2	3	1	0	0	10					
Clemson	1-4	0-0	3-4	5	0-2	1	0	1	0	0	15					
Duke	0-1	0-0	0-0	0	0-0	3	0	0	0	0	6					
Virginia	0-1	0-0	0-0	0	0-0	0	0	2	0	0	6					
Ga. Tech	0-0	0-0	0-0	0	0-0	1	0	0	0	0	4					
N. Carolina	0-2	0-2	0-0	0	1-2	2	0	2	0	1	5					
Florida State	0-0	0-0	0-0	0	0-0	1	0	0	0	0	4					
Wake Forest	0-1	0-0	3-4	3	1-3	1	4	0	0	2	13					
Loyola	0-0	0-0	1-2	1	0-0	2	2	1	0	0	10					
N.C. State	0-1	0-0	0-0	0	0-1	1	0	0	0	0	4					
Clemson	0-0	0-0	0-0	0	0-0	0	0	0	0	1	1					
Duke	0-0	0-0	0-0	0	0-0	0	1	0	0	0	5					
Virginia	0-1	0-0	0-0	0	1-1	0	2	0	0	1	11					
Virginia (ACC)	0-2	0-1	0-0	0	1-2	0	1	0	0	1	5					
St. Louis (NCAA)	0-2	0-0	0-0	0	0-1	2	1	1	0	0	6					
Massach (NCAA)	0-0	0-0	0-0	0	0-0	0	1	0	0	0	3					



21

Mario Lucas



MARIO LUCAS

An All-Atlantic Coast Conference Candidate as the top returning sixth man in the conference...Was the most productive "sixth man" in the ACC last year as he averaged more points (0.46) and more rebounds (0.24) per minute than any other conference sixth man...Only Michael Maddox of Georgia Tech, 9.1 points per game, had a higher scoring average than Lucas's 7.1 scoring average...A three-year regular in the Terrapin lineup, Lucas has played in 87 of 92 games during his career, including 69 consecutive games dating back to February 27, 1993...His scoring and rebounding averages, minutes played and confidence have all increased by leaps and bounds throughout his career...Can shoot the three-point shot from the outside and play with his back to the basket with tremendous effectiveness...Has become Maryland's "Mr. Clutch" from behind the three-point arc...An incredible four of his career three point shots have helped Maryland recover from a deficit, stem the tide, and win a game that it was seemingly out of...Is an outstanding athlete who will be called upon to help fill the void at the center position...**As a Junior:** Enjoyed his most productive season, averaging a career best 7.1 points, 3.7 rebounds and 15.4 minutes player per game...Established career bests in field goals made (87), field goals attempted (207), field goal percentage (42.0), three point field goals made (22), three point field goals attempted (57), free throws made (45), free throws attempted (78), total points (241), points per game (7.1), defensive rebounds (78), total rebounds (125), rebounds per game (3.7), assists (23) and minutes played (522) while tying his personal bests for offensive rebounds (47) and steals (14)...Lucas's three-point shooting accomplishments have become legendary...Began his lore as a sophomore in the 1994 NCAA Tournament as the Terps trailed Massachusetts 54-44 with 16:35 remaining in the second half...Lucas hit from the right side to ignite a 17-7 Terp run leading to a 95-87 Terp victory...As a junior, the Terps trailed North Carolina 34-26 with 5:25 remaining in the first half...Lucas hits from the top of the key to ignite a 13-4 Terp run leading to an 86-73 Terp victory...Scored a career high 18 points versus La Salle on a perfect shooting night of three for three from three point range...In the 7-Up Shootout at the Alamodome in San Antonio, Texas, the Terps trailed Cincinnati 20-12 with 10:00 minutes remaining in the first half...Lucas hit from the far right side to ignite a 14-0 Terp run leading to a 74-72 Terp victory... In one of the more momen-

All-ACC Candidate
Power Forward
Ht. 6-8 WT. 231
High School:
 Fairly,
 Memphis, Tennessee
 (Sylvester Ford)
Birthdate:
 March 3, 1974

1994-95 SEASON HIGHS

18 points
 vs. La Salle, 12-27-94
8 rebounds
 vs. La Salle, 12-27-94
3 assists
 vs. Towson State,
 12-12-94
 La Salle, 12-27-94,
 Gonzaga, 3-16-95
2 steals
 vs. Loyola (Md.),
 11-29-94;
 Virginia, 3-5-95



tous Terp victories in recent memory, Lucas hit from the top of the key to ignite a 14-12 Terps' run with Maryland trailing Duke 55-53 with 13:44 remaining in the second half leading to a 94-92 Terp victory...The 18 points by Lucas tied him for season high scoring honors in a single game by a bench player...Had five games of multiple three point shots made, a career best and third best on the team behind Johnny Rhodes and Duane Simpkins... Averaged 6.2 points and 3.6 rebounds versus the Terps' 11 ranked opponents and 5.5 points and

3.0 rebounds as Maryland split two regular season games versus No. 1 North Carolina...Best all-around scoring/rebounding game came versus La Salle with 18 points and eight rebounds...His 18 points versus La Salle was the third of three consecutive double figure scoring games, he also scored 11 points versus Towson State and 10 versus Morgan State for the only back-to-back-to-back double figure scoring games of his career...Scored 12 points versus Florida State as the Terps won in Cole Field House...The 12 point performance was his sec-

ond best career ACC output, rivaling only his 16 point performance versus N.C. State in Cole Field House during his sophomore season...A strong game of 14 points versus the powerful inside game of Colgate on six of eight shooting from the field... Played in double figure minutes in 31 of the Terps' 34 games including all three NCAA Tournament games and both ACC Tournament games... Scored seven or more points 19 times...The leader off the bench which averaged a combined 45 minutes per game as compared to Lucas's sophomore season when the bench played only an average of 30 minutes per game...Hit on 11 of his first 19 three-point shot attempts for a 57.9 success rate - highest on the team after the first 11 games...
As a Sophomore: Was as bright a star as Maryland had in any one game during the 1994 season... Sparked an incredible momentum turning rally versus Massachusetts sending the Terps to the upset victory and into the "Sweet 16" round of the NCAA Tournament for the first time since 1985... Came off the bench to replace Keith Booth, who was charged with his fourth foul late in the first half, and helped Maryland to the extraordinary 95-87 victory at Kansas Coliseum...After going scoreless in the first half, Lucas started the second half and set forth a glorious 20 minutes of basketball...Lucas got himself



CAREER HIGHS

PTS	18	vs. La Salle (12-27-94)
FGM	6	vs. four teams (last vs. Colgate, 10-8-94)
FGA	12	vs. Hofstra (12-28-94)
FG%	.833 (5-6)	at West Virginia (12-5-92)
3FGM	3	vs. La Salle (12-27-94)
3FGA	5	vs. Virginia (3-5-95)
3FG%	1.00	vs. 10 teams (last vs. Duke, 3-1-95)
FTM	6	vs. Loyola (Md.) (11-29-94)
FTA	6	vs. Florida State (2-11-95)
FT%	1.00	vs. Florida State (2-11-95)
OR	5	vs. 12 teams (last vs. N.C. State, 2-22-95)
DR	6	vs. Hofstra (12-28-94)
REBS	10	vs. N.C. State (1-22-94)
AST	3	at Virginia (3-6-93)
BLK	3	at Virginia (3-6-93)
STL	4	vs. Towson State (12-12-94)
MIN	27	vs. La Salle (12-27-94)
		vs. UMBC (12-2-94)
		vs. Massachusetts (12-29-94)
		vs. Florida State (2-13-93)

going with 16:35 remaining as he hit a three-point shot to draw Maryland within seven at 54-47...Lucas's three-pointer stemmed the tide of the game and allowed Maryland to sway the momentum its way...Two minutes later, he hit a turnaround jumper to pull Maryland within two at 57-55...Lucas added three free throws and a lay-up as

the clocked ticked down and Maryland took the victory, one that will be remembered as being one of the top victories in the history of Maryland basketball...Scored a career high 16 points to lead Maryland past N.C. State in Cole Field House in one of his most productive games as a Terp...Also tied his season high of seven rebounds and two



ALL GAMES

Year	Gms-Strt	FG-FGA.Pct	3's-3'sA.Pct	FT-FTA.Pct	Pts-Avg	Off/Reb	Def/Reb	Tot-Avg	PF-Dq	Asst	TO	Blk	Stl	Min
1992-93	23-2	30-73 .411	3-5 .600	17-33 .515	80-3.5	18	35	53-2.3	35-0	8	25	9	10	277
1993-94	30-0	67-173 .387	3-10 .300	24-41 .585	163-5.4	47	60	107-3.6	66-1	11	41	11	14	481
1994-95	34-0	87-207 .420	22-57 .386	45-78 .577	241-7.1	47	78	125-3.7	50-0	23	26	9	14	522
CAREER	87-2	184-453 .406	28-72 .389	86-152 .566	484-5.6	112	173	285-3.3	151-1	42	92	29	38	1,280

ACC STATISTICS

Year	Gms-Strt	FG-FGA.Pct	3's-3'sA.Pct	FT-FTA.Pct	Pts-Avg	Off/Reb	Def/Reb	Tot-Avg	PF-Dq	Asst	TO	Blk	Stl	Min
1992-93	12-2	15-42 .357	3-5 .600	7-15 .467	40-3.3	10	20	30-2.5	21-0	5	11	7	5	172
1993-94	16-0	35-90 .389	1-3 .333	13-23 .565	84-5.3	26	34	60-3.8	36-1	6	18	2	4	239
1994-95	16-0	31-91 .341	8-26 .308	11-25 .440	81-5.1	20	33	53-3.3	22-0	7	10	4	5	226
CAREER	44-2	81-223 .363	12-34 .353	31-63 .492	205-4.7	56	87	143-3.3	79-1	18	39	13	14	637

NCAA TOURNAMENT

Year	Gms-Strt	FG-FGA.Pct	3's-3'sA.Pct	FT-FTA.Pct	Pts-Avg	Off/Reb	Def/Reb	Tot-Avg	PF-Dq	Asst	TO	Blk	Stl	Min
1993-94	3-0	6-17 .353	2-4 .500	4-5 .800	18-6.0	3	2	5-1.7	10-0	1	5	0	2	41
1994-95	3-0	8-19 .421	0-4 .000	1-4 .250	17-5.7	5	4	9-3.0	3-0	3	1	0	2	52
CAREER	6-0	14-36 .389	2-8 .250	5-9 .556	35-5.8	8	6	14-2.3	13-0	4	6	0	4	93

5

Matt Raydo



MATT RAYDO

A walk-on guard who has earned two varsity letters... Adds depth to Maryland's back-court... Has a positive personality which he brings to practice every day... Nicknamed 'Rudy' by the coaching staff and players in early practice sessions during his freshman season... Gained the nickname because of his all out hustle and work ethic as displayed in the 1993 movie of the same name... "When I first got the nickname, I went back and forth with it. But everybody started picking up on it, the players, the coaches. Somehow the fans picked up on it, too"... Earned the WBAL Academic Award and Mr. Hustle team awards following the 1995 season... **As a Sophomore:** Played in a career high 12 games and scored a career high 12 points, a 1.0 points per game average... Scored a career high five points as Maryland defeated Colgate in Cole Field House in a game which was televised nationally on ESPN2... Scored his first career field goal on a breakaway lay-up with 33 seconds remaining in the second half of Maryland's victory over Bucknell in Cole Field House... Appeared again on national television in the NCAA Tournament versus Connecticut as the Terps played in the West Regional Semifinal Game... Scored two points on one of two shooting from the field... His career high of two rebounds came versus Morgan State... Played his best game statistically versus Towson State with two points, a career high four assists and a career high two steals... His four assists and two steals versus Towson State surpassed his totals from his entire freshman season... Enjoyed three consecutive games in December with at least one point - five versus Colgate, two versus Towson State and one versus Morgan State... All three games were played in Cole Field House... His career high of seven minutes came also versus Morgan State and Towson State... A career best one field goal came in four different games - Bucknell, Colgate, Towson State and Connecticut... Was a career best three for three from the line versus Colgate... His performance from the line versus Colgate was a personal best for free throws made, attempted and best free throw per-

Point Guard

Ht 5-10 Wt 160

High School:
Cardinal Gibbons,
Ft. Lauderdale, FL.
(Mark Wilson)

Birthdate:
December 1, 1974


1994-95 SEASON HIGHS

5 points
vs. Colgate, 10-8-94

2 rebounds
vs. Morgan State,
12-23-94

4 assists
vs. Towson State,
12-12-94

2 steals
vs. Towson State,
12-12-94





CAREER HIGHS

PTS	5	vs. Colgate (12-8-94)
FGM	1	vs. four teams (last vs. Connecticut, 3-23-95)
FGA	2	vs. Colgate (12-10-94) vs. Connecticut (3-23-95)
FG%	1.00 (1-1)	vs. Bucknell (12-8-94) vs. Towson State (12-12-94)
3FGM	0	
3FGA	1	vs. five teams (last vs. Morgan State, 12-23-94)
3FG%	0	
FTM	3	vs. Colgate (12-8-94)
FTA	4	vs. Loyola (Md.) (2-19-94)
FT%	1.00 (3-3)	vs. Colgate (12-8-94)
OR	1	vs. Loyola (Md.) (2-19-94) vs. Connecticut (3-23-94)
DR	2	vs. Morgan State (12-23-94)
REBS	2	vs. Morgan State (12-23-94)
AST	4	vs. Towson State (12-12-94)
BLK	0	
STL	2	vs. Towson State (12-12-94)
MIN	7	vs. Towson State (12-12-94) vs. Morgan State (12-23-94)

GAME BY GAME STATS

1994-95 Game by Game Statistics

GAME	S	FG-FGA	3P-3PA	FT-FTA	Pts	OR-TR	PF	Asst	TO	Blk	Stl
Min											
Loyola	0-1	0-1	0-0	0	0	0-1	0	1	0	0	1
Bucknell	1-1	0-0	0-0	2	0	0-0	0	0	0	0	2
UMBC	0-0	0-0	0-0	0	0	0-0	1	1	0	0	5
Colgate	1-2	0-1	3-3	5	0	0-0	1	0	0	0	5
Towson State	1-1	0-0	0-0	2	0	1-1	4	0	0	2	7
Morgan State	0-1	0-1	1-2	1	0	2-0	0	1	0	1	7
La Salle	0-0	0-0	0-0	0	0	0-0	0	0	0	0	2
American	0-1	0-0	0-0	0	0	0-1	0	1	0	0	2
Clemson	0-0	0-0	0-0	0	0	0-0	0	0	0	0	1
Virginia	0-0	0-0	0-0	0	0	0-0	0	1	0	0	1
Gonzaga (NCAA)	0-0	0-0	0-0	0	0	0-0	1	0	0	0	1
UConn (NCAA)	1-2	0-0	0-0	2	1	1-1	0	0	0	0	1

1993-94 Game by Game Statistics

GAME	S	FG-FGA	3P-3PA	FT-FTA	Pts	OR-TR	PF	Asst	TO	Blk	Stl
Min											
Cornell	0-1	0-0	0-1	0	0	0-1	1	1	2	0	6
Rider	0-1	0-0	0-0	0	0	0-0	0	0	0	0	1
Morgan State	0-1	0-1	0-0	0	0	0-1	1	0	2	0	2
Towson State	0-0	0-0	0-0	0	0	0-0	1	1	0	0	3
Hofstra	0-0	0-0	1-2	1	0	0-0	1	0	0	0	3
N.C. State	0-0	0-0	0-0	0	0	0-0	0	0	0	0	1
Wake Forest	0-0	0-0	0-0	0	0	0-0	0	0	0	0	1
Loyola	0-0	0-0	2-4	2	1	1-1	0	0	0	0	1
Michigan (NCAA)	0-1	0-1	0-0	0	0	0-0	0	0	0	0	1

centage, 1.00... As a Freshman: Played in nine games as a reserve guard... Scored a season high of two points on two of four shooting from the line versus Loyola (Md.) in Cole Field House... Played a season high of six minutes versus Cornell as the Terps defeated the Big Red in Cole Field House... Scored his first career point versus Hofstra in the first round of the Abdow's Hall of Fame Classic in Springfield, Mass... Scored three points on the season with all three coming on free throws... Grabbed a total of three rebounds, one each versus Cornell, Morgan State and Loyola (Md.)... Played in two ACC games, N.C. State and Wake Forest and in Maryland's NCAA Tournament Midwest Regional Semifinal game versus Michigan... At Cardinal Gibbons: Was an Honorable Mention All-State selection following his senior season... Earned Second team All-Broward County Honors for his senior season efforts...

Averaged 18.7 points and 9.5 assists to lead the county in assists and finish fifth in scoring... Started for three years on the varsity and was team captain during both his junior and senior seasons... Led Gibbons to the District Championship and the sectional championship game his sophomore season... His high school coach was Mark Wilson... Played at Maramatha Academy in Shawnee, Kansas his freshman season before moving to Ft. Lauderdale at age 15... Personal: Born December 1, 1974... His full name is Matthew Todd Raydo.



ALL GAMES

Year	Gms-Strt	FG-FGA .Pct	3's-3'sA .Pct	FT-FTA .Pct	Pts-Avg	Off/Reb	Def/Reb	Tot-Avg	PF-Dq	Asst	TO	Blk	Stl	Min
1993-94	9-0	0-4 .000	0-2 .000	3-7 .429	3-0.3	1	2	3-0.3	4-0	2	4	0	1	19
1994-95	12-0	4-9 .444	0-3 .000	4-5 .800	12-1.0	1	5	6-0.5	4-0	8	1	0	3	35
CAREER	21-0	4-13 .308	0-5 .000	7-12 .583	15-0.7	2	7	9-0.4	8-0	10	5	0	4	54

ACC STATISTICS

Year	Gms-Strt	FG-FGA .Pct	3's-3'sA .Pct	FT-FTA .Pct	Pts-Avg	Off/Reb	Def/Reb	Tot-Avg	PF-Dq	Asst	TO	Blk	Stl	Min
1993-94	2-0	0-0 .000	0-0 .000	0-0 .000	0-0.0	0	0	0-0.0	0-0	0	0	0	0	2
1994-95	2-0	0-0 .000	0-0 .000	0-0 .000	0-0.0	0	0	0-0.0	0-0	1	0	0	0	2
CAREER	4-0	0-0 .000	0-0 .000	0-0 .000	0-0.0	0	0	0-0.0	0-0	1	0	0	0	4

NCAA TOURNAMENT

Year	Gms-Strt	FG-FGA .Pct	3's-3'sA .Pct	FT-FTA .Pct	Pts-Avg	Off/Reb	Def/Reb	Tot-Avg	PF-Dq	Asst	TO	Blk	Stl	Min
1993-94	1-0	0-1 .000	0-1 .000	0-0 .000	0-0.0	0	0	0-0.0	0-0	0	0	0	0	1
1994-95	2-0	1-2 .500	0-0 .000	0-0 .000	2-1.0	1	0	1-0.5	0-0	0	0	0	0	2
CAREER	3-0	1-3 .333	0-1 .000	0-0 .000	2-0.7	1	0	1-0.3	0-0	0	0	0	0	3

Why Maryland's Starting Backcourt of Duane Simpkins and Johnny Rhodes is One of The Best in the Nation


10 The pair has been the starting backcourt in College Park for 64 consecutive games. During that time, Maryland has advanced to the NCAA Tournament "Sweet 16" twice, finished in first place in the Atlantic Coast Conference standings once and won nearly 70 percent of its games.

9 The pair dished out nearly 8.5 assists and averaged over 3.3 steals per game during the 1994-95 season. Simpkins and Rhodes averaged more assists and steals last season than any other returning backcourt in the ACC.

8 Johnny Rhodes enters his senior season on pace to shatter the ACC record for career steals. He enters the 1995-96 season with 234 career steals and a 2.54 steals per game average. In addition, he is one of only three players in ACC history to have more career steals than career turnovers. Should he lead the Terps in steals during his senior season, he will become only the third player in ACC history to lead his team in steals during each of his four varsity seasons.

7 Duane Simpkins is one of only four point guards in Maryland history to have averaged in double figure scoring and at least 4.5 assists per game in two consecutive seasons. His averages of 11.1 points and 4.7 assists during his back-to-back sophomore and junior seasons place him in select Terp company with All-American John Lucas, first round NBA 1st round draft choice Brad Davis and Kevin McLinton. Simpkins is one of only two returning players in the ACC to have ranked among the top six in assist leaders in both of the last two years.

6 Johnny Rhodes returns as the most versatile player in the league for the 1996 season and is the only player in school history to have at least 500 rebounds, 300 assists, 200 steals and 100 three point shots made during his career



REASONS


5 Duane Simpkins finished tied for second in the ACC in free throw shooting during the 1995 season, hitting on 84.1% of his free throws and enters his senior season No. 3 on Maryland's all-time free throw shooting percentage list at exactly 80%. Simpkins enters the 1996 season looking to become only one of six players in school history to shoot 70 percent or better from the free throw line in each of his four varsity seasons.

4 Johnny Rhodes is one of two returning 1,000 point career scorers in the Atlantic Coast Conference. As a junior, he became the 29th player in school history to surpass the 1,000 career point plateau and became only the 19th player in school history to surpass the combination milestone of 1,000 career points and 500 career rebounds.

3 Duane Simpkins averages 11.8 points and 5.1 assists in 21 career games versus teams ranked in the nation's Top-25. In three career games versus the nation's No. 1 ranked team, Simpkins averages 13.3 points and 5.3 assists. In six NCAA Tournament games, he averages 12.7 points and 5.7 assists. His career high of 11 assists came versus St. Louis in his first ever NCAA Tournament game.


2 Johnny Rhodes averages 13.0 points and 2.6 steals in 21 career games versus teams ranked in the nation's Top-25. In three career games versus the nation's No. 1 ranked team, Rhodes averages 16 points and one steal. In six NCAA Tournament games, Rhodes averages 13.3 points and 1.7 steals. His career high of 10 assists came versus No. 2 seed Massachusetts in the 1994 NCAA Tournament.

1 By seasons end Duane Simpkins and Johnny Rhodes will be considered one of the best backcourts in school history. The present duo compares favorably to the Terps best ever backcourt tandem of John Lucas and Maurice Howard. In 57 games during the 1974 and 1975 seasons, Lucas and Howard combined to average 30.8 points, 5.2 assists, led the Terps to a 46-11 record, one ACC regular season championship and one trip to the NCAA Tournament. In 64 career games during the 1994 and 1995 seasons, Simpkins and Rhodes have combined to average 24.4 points, 8.5 assists, have led the Terps to a 44-20 record, one ACC regular season championship and two trips to the NCAA Tournament.



15

Johnny Rhodes



JOHNNY RHODES

All-America Candidate

**Shooting Guard
Defensive Specialist**

Ht 6-4 Wt 205

High School:
Dunbar Catholic,
Washington, D.C.
(Mike McLeese)

Birthdate:
September 13, 1972

**Pre-Season 2nd Team
All-ACC Selection by
the Sporting News**

**Rated as the 12th best
shooting guard in the
nation by The Sporting
News**

**Maryland's backcourt
is rated as the No. 6
backcourt unit in the
Nation by The Sporting
News**

1994-95 SEASON HIGHS

27 points
vs. Bucknell, 12-3-94

9 rebounds
vs. North Carolina,
2-7-95

10 assists
vs. American, 12-30-94

6 steals
vs. Colgate, 12-8-94

3 blocked shots
vs. Florida State, 2-11-95

An All-America Candidate who is on track to become the all-time Atlantic Coast Conference leader in career steals and career steals per game...A pre-season top 25 selection for the prestigious John R. Wooden National Player of the Year Award...A Third Team All-ACC Selection his junior season and an Honorable Mention All-ACC Selection his sophomore season...He enters the season ninth on the all-time ACC lists with 234 career steals and third with 2.54 steals per game...Is a nominee for the Henry Iba Corinthian Award as the nation's top defensive player for the second consecutive season...Is Maryland's all-time leader in steals having passed current NBA star Walt Williams during his junior season...Enters his senior season holding the nos. one, two and three top single season steals marks in Terp history...Set the all-time single season Maryland mark for steals in a season with 85 last season, the 11th best single season total in ACC history...Became only the 19th player in Maryland history to surpass the combination milestone of 1,000 career points and 500 career rebounds in only his 87th career game...Because of the many extraordinary aspects of his game, he is the most versatile player in the ACC...Proving his versatility, Rhodes is the ONLY player in Terp history to have at least 500 rebounds, 300 assists, 200 steals and 100 three point shots made during his career...Though he plays the shooting guard position for the Terps, Rhodes is anything but a shooting guard...He did not play the position until he arrived at Maryland, playing small forward in high school and point guard during his single season at Maine Central Institute...As a Junior: A third team All-ACC selection who enjoyed one of the top all-around seasons of any conference player...With 1,240 career points beginning the season, he is the Leading Returning Scorer Among All Players in the ACC for the 1996 season...An Honorable Mention All-East Selection by Eastern Basketball Magazine...Is one of only seven players in the ACC to rank among the top 15 in scoring each of the past two years, 1994 and 1995, and is the only one of those players returning for the 1996 season... Scored a career high 475 total points to tie his career high average of 14.0 points per game and finish 15th in the ACC in scoring...His 1,240 points is the 18th best total in Maryland history...Established the all-time single season steals record at Maryland with 85 steals...Also set the per game Maryland steals record with a 2.5 steals per game average...Enters the season as the Terps' all-time leader in steals with 234, good for ninth best




on the all-time ACC list...His career average of 2.5 steals per game is the all-time record at Maryland and the third best per game average in ACC history... Needs only 95 steals to become the all-time chief thief in the ACC...Former N.C. State guard Chris Corchiani (1988-91) holds the all-time conference record with 328 steals and 2.6 steals per game...Set the all-time Maryland record for steals in a career with three steals versus Massachusetts on December 10 at the Baltimore Arena...It took him only 66 games to achieve 176 steals and set the school record while it took Walt Williams 105 games to record 175 steals...Became only the 29th player in school history to reach the 1,000 point plateau as he scored 16 points at Florida State on January 10...He has steadily moved up the all-time scoring charts and enters the 1996 season 18th on Maryland's all-time scoring lists...Became only the 24th player in school history to grab 500 career rebounds as he grabbed six rebounds versus Florida State in the quarterfinal round of the ACC Tournament...In grabbing his 500th career rebound, he became only the 19th player in school history to reach the combination milestone of 1,000 career points and 500 career rebounds...Rhodes saw an astronomical improvement in his shooting touch as a junior as compared to his freshman and sophomore seasons... Emphasizing his incredible

improvement in his overall shooting, Rhodes finished fifth overall in the ACC in field goal shooting percentage at 52.5%...Shot nearly 60% (145-242) from two-point shot range...Among the Terps' most durable players, he led the Terps in minutes played (1,114) for the second consecutive season...A tenacious rebounder at 6-4, he finished third on the team in rebounds and led the team in offensive rebounds through the first 10 games of the season...A double/double of 17 points and 10 assists came versus American on December 30, his season high for assists in a game... May have been at his all-time scoring best versus North Carolina on February 7 in Cole Field House... Almost singlehandedly brought Maryland back from a 14 point first half deficit to give the Terps an unbelievable 39-38 halftime lead...In the final 4:50 of the first half versus the Tar Heels, Rhodes hit a three from the right baseline to bring



Maryland within seven at 36-29; hit another three to close the gap to 36-32, scored on a reverse lay-up, was fouled and hit the bonus to cut the deficit to only one and gave the Terps their first lead of the first half since the opening minutes at 37-36 with another lay-up at the 1:50 mark...His 21 points for the game tied for game high honors with Duane Simpkins but his nine rebounds, four assists, two blocks and one steal showcased his overall talent...Chosen as the CBS/Chevrolet Player of the Game versus Connecticut in the Terps' second consecutive NCAA Tournament "Sweet 16" appearance... Scored 22 points, grabbed seven rebounds, had five assists and hit a pair of three point shots versus the Huskies...Had 12 second half points and zero turnovers in 17 minutes of play as Maryland mounted a furious comeback, only to fall, 99-89...Enjoyed back-to-back spectacular games in January versus North Carolina and Florida State...Scored 21 points, grabbed six rebounds, had seven assists and one steal in 38 minutes as the Terps nearly upset the No. 1 ranked Tar Heels in Chapel Hill...He was particularly effective when Joe Smith was forced to the sidelines in the second half with foul problems...After Smith picked up his fourth foul with nearly 17 minutes remaining in the second half, Rhodes took control of the team, helping trim a nine point deficit to a two point deficit...In the second



CAREER HIGHS

PTS	27	vs. Bucknell (12-3-94)
FGM	11	vs. Bucknell (12-3-94)
FGA	19	at N.C. State (1-23-94)
FG%	.727 (8-11)	vs. North Carolina (2-7-95)
3FGM	5	at Virginia (3-6-93)
3FGA	12	vs. Georgia Tech (1-5-93)
3FG%	1.00 (3-3)	vs. American (12-10-92)
FTM	7	vs. Oklahoma (1-12-93)
FTA	14	vs. Oklahoma (1-12-93)
FT%	1.00	vs. 14 teams (last at Georgia Tech, 2-4-95)
OR	11	vs. Georgia Tech (2-5-94)
DR	12	vs. N.C. State (3-11-93)
REBS	13	vs. N.C. State (3-11-93)
AST	10	vs. two teams (last versus American, 12-30-94)
BLK	3	vs. Florida State (2-11-95)
STL	6	vs. five teams (last vs. Colgate, 12-8-94)
MIN	44	at Georgetown (11-26-94)

half, Rhodes scored six points, grabbed four rebounds and dished out five assists...He tied his career high with 19 shots, demanding the ball and demanding the Terps to get back into the game... Had at least one steal in every game and at least one steal has come in 35 consecutive games and 49 of his last 50 games... As a **Sophomore**: Earned Honorable Mention All-ACC honors following an

extremely strong sophomore season as he set a new Terp record for steals in a single season with 78...He broke his own record of 71 steals which he established during his freshman year, 1993...He has since broken that record with the stunning total of 85 during his junior season, 1995... His career high of six steals came four times during his sophomore season, swiping six against Rider, Hofstra, Duke and

ALL GAMES

Year	Gms-Strt	FG-FGA .Pct	3's-3'sA .Pct	FT-FTA .Pct	Pts-Avg	Off/Reb	Def/Reb	Tot-Avg	PF-Dq	Asst	TO	Blk	Stl	Min
1992-93	28-27	149-355 .420	59-173 .341	35-66 .530	392-14.0	41	104	145-5.2	68-1	91	62	12	71	926
1993-94	30-29	148-353 .419	40-129 .310	38-61 .623	374-12.5	86	117	203-6.8	98-2	122	83	21	78	1,028
1994-95	34-34	190-362 .525	45-120 .375	50-72 .694	475-14.0	77	102	179-5.3	99-5	126	76	18	85	1,114
CAREER	92-90	487-1,070 .455	144-422 .341	123-199 .618	1,241-13.5	204	323	527-5.7	265-8	339	221	51	234	3,068


ACC STATISTICS

Year	Gms-Strt	FG-FGA .Pct	3's-3'sA .Pct	FT-FTA .Pct	Pts-Avg	Off/Reb	Def/Reb	Tot-Avg	PF-Dq	Asst	TO	Blk	Stl	Min
1992-93	16-15	88-216 .407	32-105 .305	11-23 .478	219-13.7	27	46	73-4.6	46-1	49	49	7	41	558
1993-94	16-16	77-190 .405	23-73 .315	21-34 .618	198-12.4	56	53	109-6.8	48-2	57	40	14	39	558
1994-95	16-16	82-157 .522	20-50 .400	19-28 .679	203-12.7	27	52	79-4.9	50-3	54	33	12	33	563
CAREER	48-47	247-563 .439	75-228 .329	51-85 .600	620-12.9	110	151	261-5.4	144-6	160	122	33	113	1,679

NCAA TOURNAMENT

Year	Gms-Strt	FG-FGA .Pct	3's-3'sA .Pct	FT-FTA .Pct	Pts-Avg	Off/Reb	Def/Reb	Tot-Avg	PF-Dq	Asst	TO	Blk	Stl	Min
1993-94	3-3	15-34 .441	1-7 .143	3-6 .500	34-11.3	5	15	20-6.7	9-0	17	9	2	7	103
1994-95	3-3	18-42 .429	4-11 .364	6-9 .667	46-15.3	7	10	17-5.7	6-0	15	6	0	3	105
CAREER	6-6	33-76 .434	5-18 .278	9-15 .600	80-13.3	12	25	37-6.2	15-0	32	15	2	10	208

10



DUANE SIMPKINS

All-ACC Candidate
Point Guard
Ht 6-0 Wt 178
High School:
DeMatha Catholic,
Hyatsville, MD
(Morgan Wootten)
Birthdate:
April 9, 1974

Rated as the No. 12
Point Guard in the
Nation by the Sporting
News

Maryland's backcourt
is rated as the No. 6
backcourt unit in the
Nation by The
Sporting News

1994-95 SEASON HIGHS

24 points
vs. Georgia Tech, 2-4-95

5 rebounds
vs. N.C. St., 1-22-95,
Cincinnati, 2-19-95,
Gonzaga, 3-16-95

11 assists
vs. Morgan State,
12-23-94

3 steals
vs. UMBC, 12-5-94

An All-Atlantic Coast Conference Candidate as one of the top returning point guards in the conference...Is on pace to become one of the most productive point guards in school history...A returning two-time Honorable Mention All-ACC selection...Is one of only five ACC seniors to have received All-ACC mention in each of the past two years...Maryland is 44-20 with Simpkins as its starting point guard over the past two seasons...Begins the season with 365 career assists, No. 7 on the all-time Maryland career assist list...Is one of only four point guards in Maryland history to have averaged in double figure scoring and at least 4.5 assists per game in two consecutive seasons...Simpkins averaged 11.1 points and 4.7 assists during his back-to-back sophomore and junior seasons...He joins All-American John Lucas, first round NBA draft choice Brad Davis and Kevin McLinton...Simpkins's 4.0 assists per game average for his 92 game career is currently the fourth best career average at Maryland...He is one of only two returning players in the ACC to have ranked among the top six in assist leaders in both of the last two years...Finished tied for second in the ACC in free throw shooting as a junior, hitting on 84.1% of his free throws...Enters his senior season No. 3 on Maryland's all-time free throw shooting percentage list...His 80.0% (224-280) success rate is third behind only Greg Manning (85.8%) and Jim O'Brien (80.3%)...Among the Terps All-Time career leaders in three point shots made (85) and attempted (220)...His 85 shots made is the fourth most in school history while his 220 shots attempted is the fourth most in school history...Has earned the team awards for most assists and outstanding free throw shooter for the last two consecutive seasons...As a Junior: An Honorable Mention All-ACC Selection for the second consecutive season...An Honorable Mention All-ACC Selection by Ron Morris of Basketball Weekly who noted that Simpkins was 'Among others who deserve honorable mention and easily could replace anyone on the third team'...An Honorable mention All-East Selection by Eastern Basketball...Averaged 10.5 points, 2.1 rebounds and a career high 4.8 assists...His 4.8 assists placed him sixth in the ACC in that category marking the second consecutive season that he had finished No. 6 in the conference in assists...Led the Terps in assists 20 times during his junior season...Finished third in the ACC in free throw shooting for the second consecutive season...He is the only returning player in the ACC to have finished among the free throw shoot-



ing percentage top 10 in both of the last two seasons... finished among the free throw shooting percentage top 10 in both of the last two seasons... Scored 10 points/11 assists in Maryland's big victory over Morgan State and scored 10 points/10 assists in the ACC season opener versus Georgia Tech... Enjoyed quite possibly the greatest overall game of his career as he scored 21 points to go along with seven assists and one blocked shot as Maryland defeated No. 1 North Carolina before a frenzied Cole Field House crowd... Scored his career high of 24 points versus Georgia Tech in Atlanta on February 4... Stroked a career high tying five three point shots versus the Yellow Jackets... Marked the second consecutive game that he had hit five

three point shots versus Georgia Tech at Alexander Memorial Coliseum... Back-to-back 20 point games versus Georgia Tech and North Carolina is a career best... Scored 20 points on a near perfect 10-11 shooting performance versus Utah in the second round of the Maui Invitational... The game was played on ESPN and advanced Maryland to the championship game of the tournament... Again turned in a great performance on national television as Maryland defeated Gonzaga, 87-63, to mark the second consecutive opening round NCAA Tournament victory... His 20-point performance versus Gonzaga marked the second time during his career that he had scored 20 points or more in an NCAA Tournament game... Scored 17 second

half points to lead Maryland past Wake Forest in Cole Field House... Finished the game with seven assists and did not commit a turnover in the second half... Held All-American and 1995 NBA first round draft choice Randolph Childress to 15 points and seven assists (both below his season averages) and Simpkins forced him into a season high eight turnovers... Simpkins played extraordinarily well versus Childress, the future first rounder, as a starter... As a starter in four career games, Simpkins averaged nearly six points above his career average while holding Childress to 34.7 shooting from the field and only 11 points per game-nearly eight points below his career scoring average...
As a Sophomore: Earned Honorable Mention All-ACC honors as the Terps' starting point guard... Was given the ball by Head Coach Gary Williams on the first day of practice and performed well all season... Averaged a career best 11.9 points, 1.5 steals and 33.3 minutes played a game as he proved his mettle as one of the top point guards in the nation... His extraordinary play in the 1994 NCAA Tournament as the Terps advanced to the "Sweet 16" showed the rest of the country what the state of Maryland and the ACC region already knew - that Simpkins had become one of the top floor leaders in the conference... Finished among the top-20 in scoring in the ACC with his




CAREER HIGHS

PTS	24	vs. Georgia Tech (2-4-95)
FGM	8	vs. North Carolina (2-7-95)
FGA	14	vs. North Carolina (1-8-94)
FG%	1.00 (4-4)	vs. Gonzaga (3-16-95)
3FGM	5	vs. Rider (11-30-94)
3FGA	5	vs. N.C. State (1-22-94)
3FG%	1.00	at Georgia Tech (1-4-94)
FTM	11	at Georgia Tech (2-4-95)
FTA	11	at N.C. State (2-23-94)
FT%	1.00	vs. five teams
OR	2	(last time vs. N.C. State, 1-22-94)
DR	6	vs. Virginia (3-5-94)
REBS	6	vs. Virginia (3-5-94)
AST	11	vs. Utah (11-22-94)
BLK	2	vs. 27 teams
STL	6	(last vs. Gonzaga, 3-16-95)
MIN	42	vs. three teams
		(last vs. Michigan, 3-25-94)
		vs. Cornell (11-27-94)
		vs. UMBC (12-2-94)
		vs. three teams
		(last at Georgia Tech, 1-4-93)
		vs. St. Louis (3-17-94)
		vs. Morgan State (12-23-94)
		vs. three teams
		(last vs. Wake Forest, 1-14-95)
		vs. Hofstra (12-28-93)
		vs. North Carolina (3-11-95)

11.8 points per game average... Finished tied for sixth in the ACC in assists... Finished third in the ACC among all players in free throw percentage with a Terps' starters best 78.4% mark... Tied the All-Time Maryland record for

consecutive free throws made as he connected on 32 consecutive during an eight game span... He joined former Terp All-American Len Bias and Bob O'Brien in the Terp record books... Simpkins also tied the All-Time Terp



ALL GAMES

Year	Gms-Strt	FG-FGA.Pct	3's-3'sA.Pct	FT-FTA.Pct	Pts-Avg	Off/Reb	Def/Reb	Tot-Avg	PF-Dq	Asst	TO	Blk	Stl	Min
1992-93	28-0	22-76 .289	7-27 .259	31-43 .721	82-2.9	3	28	31-1.1	44-0	67	55	2	19	304
1993-94	30-30	115-237 .485	38-88 .432	87-111 .784	355-11.8	15	62	77-2.6	73-4	136	94	3	45	998
1994-95	34-33	106-238 .445	40-105 .381	106-126 .841	358-10.5	10	62	72-2.1	74-0	162	96	10	28	1,109
CAREER	92-63	243-551 .441	85-220 .386	224-280 .800	795-8.6	28	152	180-2.0	191-4	365	245	15	92	2,411

ACC


Year	Gms-Strt	FG-FGA.Pct	3's-3'sA.Pct	FT-FTA.Pct	Pts-Avg	Off/Reb	Def/Reb	Tot-Avg	PF-Dq	Asst	TO	Blk	Stl	Min
1992-93	16-0	10-47 .213	1-16 .063	6-12 .500	27-1.7	2	11	13-0.8	26-0	33	27	2	7	196
1993-94	16-16	69-137 .504	27-57 .474	48-61 .787	213-13.3	10	29	39-2.4	30-2	63	51	2	17	557
1994-95	16-16	58-131 .443	20-54 .370	54-60 .900	190-11.9	7	29	36-2.3	33-0	79	44	4	10	554
CAREER	48-32	137-315 .435	48-127 .378	108-133 .812	430-9.0	19	69	88-1.8	89-2	175	122	8	34	1,307

NCAA TOURNAMENT

Year	Gms-Strt	FG-FGA.Pct	3's-3'sA.Pct	FT-FTA.Pct	Pts-Avg	Off/Reb	Def/Reb	Tot-Avg	PF-Dq	Asst	TO	Blk	Stl	Min
1993-94	3-3	11-26 .423	2-11 .181	12-17 .706	36-12.0	3	7	10-3.3	7-0	22	12	0	5	112
1994-95	3-3	12-27 .444	4-12 .333	8-12 .667	36-12.0	1	6	7-2.3	10-0	12	10	0	3	96
CAREER	6-6	23-53 .434	6-23 .261	20-29 .690	72-12.0	4	13	17-2.8	17-0	34	22	0	8	208


54

Obinna Ekezie



OBINNA EKEZIE

Forward/Center
Ht 6-10 Wt 250
High School:
Worcester (Mass.)
Academy
(Tom Blackburn)
Birthdate:
August 22, 1975




“H

e's only been playing three years. But he's big and powerful and has something that you can't teach - size. I think Maryland's getting a valuable addition," said recruiting expert Bob Gibbons soon after Ekezie signed his National Letter of Intent during the early signing period in November...The most likely heir to 1995 National Player of the Year Joe Smith's throne at the center position...His strength and rebounding skills caught the eyes of many Division I recruiters as his senior season progressed...Was considered by many recruiting services as one of the top three big men in the Eastern part of the U.S....Made

his Cole Field House debut in the 1995 Capital Classic as a member of the U.S. All-Star Team...Scored four points and grabbed six rebounds in only 12 minutes of play...Was among the game leaders in rebounds per minute...Showed his soft shooting touch during the game as he hit his only field goal attempt and was a perfect two-of-two from the free throw line...Averaged 20 points and 10 rebounds as a junior for Worcester Academy which dominated a schedule peppered with junior varsity Ivy League foes...His height, strength and wide body make him almost impossible to defend in the interior...Worked during his senior season on perfecting his low post moves and developing a hook shot...Is extremely coachable and the Terp coaching staff sees his best years of basketball being in the future...Played on the championship team at the 1995 Boston Shootout, one of the top AAU Tournaments in the country...Averaged 7.7 points and four rebounds including 11 points, five rebounds and two blocked shots in the championship game...A native of Nigeria and an Honor Student at Worcester Academy...Came to the United States in 1993 to complete his high school education at the urging of his father who is an oil company executive who travels to the United States on business several times during the year...Became comfortable with the University of Maryland after exploring his recruiting options during the summer of 1994...Found that Maryland was one of nine institutions in the country that offers the computer engineering business degree that he is seeking...**Personal:** Born August 22, 1975...Full name is Obinna Ralph Ekezie.

3

Laron Profit



LARON PROFIT


ACC Rookie of the Year Candidate

Wing Guard/Quick side Forward

Ht 6-6 Wt 180

*High School:
Cesar Rodney,
Dover, DE.
(Tim Savage)*

*Birthdate:
August 5, 1977*



He gets up very well, but even more important is the fact that he is a very quick leaper. He gets off the floor so fast that you better be paying attention or you might miss something. You expect his kind of quickness from a guy 6-foot," said high school talent scout Dan Painter...A member of the U.S. team in the Capital Classic All-Star game at Cole Field House who was in contention for Most Valuable Player honors until the final buzzer...Was among the teams' leading scorers with 12 points, eight rebounds, five assists and three steals in 26 minutes of play...Hit on five-of 11 field goals and was second on the team in rebounds...Will see a lot of

time off the bench and can play as many as three positions well...Is a definite scoring threat who is a great leaper and creator, who is not afraid to go inside despite his slender frame...A perimeter player who can create off the dribble and finish with either hand in traffic...The Gatorade Player of the Year in the State of Delaware for his senior season...Scored a school record 1,500 points during his career...Moved from point guard to wing guard midway through his senior season and enjoyed a marked improvement in his game...Averaged nearly 30 points a game over the last 10 games of his senior season and finished the season averaging 25.8 points per game, 8.9 rebounds and 4.6 assists...Also blocked 60 shots and was credited with 80 steals during the season...Led Cesar Rodney to the state championship semifinals as he averaged 34 points per game in the Riders' two first round games...Scored 28 points and was named the Most Valuable Player of the Delaware State High School All-Star game following his senior season...Considered to be a Top 50 national prospect following his senior season, he signed on the first day of the fall signing period in November... Caught the eye of many of the top flight Division I schools as he averaged 22 points and eight rebounds as a junior and was a standout performer at the Nike Camp during the Summer of 1994...A two-time All-Henlopen Conference selection, his junior and senior years...First player in Cole Field House during the Charlie Weber AAU Tournament in September of his senior season...An honor student who took college and advanced courses throughout his prep career and scored 1,010 on his first try at the SAT... Often likened to former Terp All-American Walt Williams...Played with the D.C. Players - the area's top AAU team last summer...Personal: Born August 5, 1977...Full name is Laron Bronta Profit.

12

Terrell Stokes



TERRELL STOKES


**ACC Rookie of The Year
Candidate**

Point Guard

Ht 6-0 Wt 175

**High School:
Simon Gratz,
Philadelphia, PA
(Bill Ellerbee)**

**Birthdate:
January 8, 1976**



“Without question, Terrell Stokes is the No. 1 pure point guard in the nation. If you want the ultimate point guard, you want Stokes,” said recruiting expert Bob Gibbons during the evaluation period for high school seniors... There was elation from the Terp basketball staff and its legion of supporters when Stokes announced Maryland as his college of choice on May 11, during the spring signing period... Invited as one of only 16 high school seniors to try out for the U.S. Junior World Championship team this past summer... The starting point guard for the U.S. All-Star team in the Capital Classic... He finished as the fourth highest scorer on the team... He handed out a game high six assists... Scored the game winning basket for the U.S. All-Stars in the Capital Classic, joining Danny Manning, Dereck Whittenberg and Jason Kidd as high school stars who had scored the game winning basket in the Capital Classic... With the Capital Classic on the line in overtime in his future home of Cole Field House, Stokes dazzled the “hometown” crowd... In the overtime, he hit two free throws to give the U.S. All-Stars a 118-117 lead; then scored the game winner with a soft 10-foot jumper, giving his team a 122-121 lead... With 25 seconds remaining, he assisted on the final basket of the game, giving the U.S. the 124-121 victory... Played with current Terp freshmen Obinna Ekezie and Laron Profit on the U.S. Team in the Capital Classic... Averaged 13.8 points, 9.4 assists, 9.2 rebounds and 5.8 steals as a senior in leading perennial powerhouse Simon Gratz to the Philadelphia City Title game... Posted two quadruple double-doubles as a senior... Posted two triple-doubles as a senior, establishing single game career high scoring marks of 29 points and 17 assists... Comes from the same high school, Simon Gratz, as former North Carolina and now NBA star Rasheed Wallace... Helped lead Simon Gratz to a four-year record of 109-11 (.908) and two Philadelphia Public League championships... A member of the 13-player All-Tournament team at the Adidas ABCD Camp in Teaneck, N.J. during the summer of 1994... Likes to set the tone of a game with his passing and defense... A finesse player who passes the ball extremely well in all situations... His abilities will tremendously improve the Terps ability to penetrate off the dribble... Ranked No. 37 on the Blue Chip Illustrated list of the Top-100 High School Players of 1995... **Personal:** Born Jan 8, 1976... His full name is Terrell Montez Stokes.

Hawaii

A VISIT TO PARADISE

Aloha was the word for the Terps as they opened the 1994-95 season on the island paradise of Maui, Hawaii. The trip included high level basketball, snorkeling, jet-skiing, seafood, sunsets and companionship.

The Terps viewed the Maui Invitational as an early springboard into the regular season.

What they found when they arrived was quality competition, an ACC tournament like atmosphere and all of the sun and sand that could be absorbed during a six day stay on the island.

The team landed at the Maui airport and bused through the island's vast lava fields to Lahaina on the western side of the island. The team



viewed numerous extraordinary sights during the short sojourn to the team hotel including the many mountains jetting from the ocean floor and the beautiful flora abounding those peaks.

The Terps practiced at the Lahaina Civic Center on Saturday and at a local high on Sunday in preparation for its first game against the host team Chaminade University. The team was kept on College Park time for

the first game which necessitated a 4:30 a.m. wake up call for its 9:00 a.m. tip-off versus the Silverswords. The early tip-off time in Hawaii allowed the Terps to showcase their No. 7 national ranking to the

entire nation as part of ESPN's college basketball package.

Maryland eased past Chaminade, 95-67, as center Joe Smith scored 26 points and guard Johnny Rhodes added 18. Maryland's next opponent was a surprising Utah team which upset Indiana in the first round. Smith tied his then career high of 33 points and Duane Simpkins added 20 as the Terps pulled away late in the game to defeat the Utes, 90-78. Maryland met Arizona State, who had defeated Texas A&M and Michigan, in the championship final. The Sun Devils used the up-tempo style and 60 percent shooting from the field to defeat the Terps, 97-90. The Sun Devils scored a number of fast-break bas-





Hawaii



kets and shot six of 15 from three point range during the game. "The tournament was a really big challenge for us," said Head Coach Gary Williams. "In playing these kinds of teams we had to change our preparation in terms of what we could do pressure wise. We played in the ACC Tournament later in the year where we again had to play three games in a row. So it was a good experience, and I think it helped us when we got to March." Prior to the tip-off against Arizona State, the team was given a pep rally send-off by the many Terp fans who made the Thanksgiving week trip to paradise. The Terps' fan contingent was one of the largest and loudest at the Civiv Center each day. Thanksgiving Day turned out to be among the most memorable days for basketball staff and team

members. The Terrapins spent that day swimming and sunning themselves on Maui's beaches. Among the favorite activities were snorkeling, jet skiing, swimming and relaxing. Said Simpkins: "My highlight was on our free day when we all went snorkeling. I saw a lot of tropical fish that I had never seen before." Exree Hipp, who went jet-skiing for the first time added: "It (jet-skiing) was something that I had always wanted to do. But it wasn't like it is in Ocean City where you do it right from the beach. You had to go out to a platform in the middle of the ocean I got a little scared." For Williams, he reached back to the basketball court for his top memory of the trip. "My best memory was beating Utah. I was really scared going into that game because you have

three games in three days and you don't have much time to prepare. Off the court, the seafood was my highlight. I love seafood. Maryland doesn't take a back-seat to anyone (for seafood), but it's right there out of the season and it's really tremendous. "I think it was a good experience for us," said Hipp. "The tournament made us focus more and put more emphasis on some of the things we were and weren't doing on the court in practice." As the Terps flew out of paradise with fond memories of sun, sand and ocean forever chronicled by cameras and video recorders to be looked and remembered fondly.



The University



COLE

FIELDHOUSE

1955-1995

Athletic Director

DEBORAH A. YOW

Deborah A. Yow, whose tenure as Athletic Director at Saint Louis University was marked by extraordinary academic and competitive achievement, was named to direct the athletic program at the University of Maryland by President William E. Kirwan on August 15, 1994.

Yow's energetic presence at Maryland produced a dynamic first year. Her effective reorganization of the budget process allowed a departmental deficit to be slashed dramatically. For the first time in 11 years, the athletic department budget finished in the black. She also reorganized the development and marketing departments, giving Maryland a financial outreach program with which to accomplish its goals. An accentuation of academics insures continued improvement in graduation rates and academics.

Yow oversees a massive refurbishing program of facilities. Byrd Stadium's current \$20 million in construction and the refurbishment of the Cole Field House seating area are just two of many projects that are taking place, or which are planned,



Athletics Director Debbie Yow

at Maryland. Along with the administrative success have come competitive successes. The most fans in school history watched the men's basketball team again reach the Final 16 of the NCAA Tournament, men's soccer qualify for its first NCAA appearance in eight years and win its first tournament game in 25 years, and men's and women's lacrosse qualify for the NCAA finals in each sport, with the women winning the national championship. Yow's experience allowed her to step-in at Maryland at the

busiest time of the year—just when the 24-sport program and school year were getting underway. She knew about getting things done. At Saint Louis, she led the effort which enabled the university to achieve a 92 percent graduation rate for student athletes. She increased significantly the marketing, promotion and corporate sponsorship of Saint Louis's athletic program. In her last year, the Billikens ranked second only to national champion Arkansas among all NCAA schools in percentage increase of men's basketball

attendance. Prior to becoming an athletic director, the indomitable Yow had a highly successful career as basketball coach. She is the first coach in NCAA history to lead previously unranked teams at three different NCAA Division I schools to top 20 rankings. She coached at the University of Kentucky, Oral Roberts University, and the University of Florida.

Yow served as a member of the NCAA Council, the primary governance body for the NCAA, and the Division I Steering Committee. She also served as a member of the Executive Committee of the National Association of Collegiate Directors of Athletics (NACDA). Currently, she serves on the boards of USA Basketball and the College Football

Association. Yow began her administrative career in 1985 when she moved from basketball coach to assistant director of the University of Florida Gator Boosters, Inc. From 1987 to 1990, she served as associate director of athletics at the University of North Carolina, Greensboro, before going to Saint Louis. Her collegiate basketball career began at Elon College. She coached at Burlington and Eastern Guilford high schools in North Carolina before being appointed at Kentucky as head coach in 1976. Yow, 45, is the first and only female athletic director in the Atlantic Coast Conference, and one of only 12 in the NCAA Division I category. She is married to Dr. William W. Bowden, III.

ATHLETIC DIRECTORS

1920-1938.....	Dr. Harold Clifton Byrd
1938-1942.....	Col. Geary Eppley
1942-1943.....	Clark Shaughnessy
1943-1947.....	Dr. Clarence Spears
1947-1948.....	Col. Geary Eppley
1948-1949.....	Walter Driskell
1949-1956.....	James Tatum
1956-1969.....	William Cobey
1969-1978.....	James Kehoe
1978-1979.....	Carl James
1980-1981.....	James Kehoe
1981-1986.....	Richard Dull
1987-1990.....	Lew Perkins
1990-1994.....	Andy Geiger
1994-present.....	Deborah A. Yow

Athletic Department



ASSOCIATE DIRECTOR OF ATHLETICS

Danita DeHaney and the Maryland colors go well together—her involvement with College Park athletics goes back almost two decades. DeHaney presently assists the athletic director in the overall administration of the athletic department, including staff development and outcomes assessment. As part of her position, she directs a department-wide continuous quality improvement program. She also assists in the solicitation of gifts for the athletic department, coordinating her efforts through the Athletic

Advancement office. In addition, she serves as the department equity officer. A cheerleader as an College Park undergraduate, she was elected captain in her senior year. Her Bachelor's degree from the College of Business and Management was earned in 1981, with a concentration in personnel and labor relations. For 11 years prior to her Maryland appointment in June, 1995, she worked for Learning International of Greenbelt, Md., as a senior executive, selling, designing, developing and implementing custom training systems for major corporations. Since 1991, she has served on the boards of both the Terrapin Club and Maryland Educational Foundation.



ASSISTANT DIRECTOR OF ATHLETICS FOR ADVANCEMENT

Charles J. (C.J.) Kupec arrived in College Park in May with impressive intercollegiate participant experience: Michigan basketball All-America and a member of a Wolverine Big Ten championship football team, and an NBA player who also competed in the Italian and Swiss professional leagues. Prior to his arrival at Maryland, he was Assistant Director for Development at Illinois State, and Major Gift Prospect Officer for ISU, supervising athletics

development, major gift giving, marketing, and promotions. At Maryland he will oversee all aspects of athletics development, including the annual fund (Terrapin Club), the letterwinners club (M-Club), and major gifts. A 1975 graduate of Michigan, he earned his bachelor's degree in general studies with a communications-literature concentration. He was a Fielding H. Yost Honor Award winner, twice captain of the basketball team and Academic all-Big 10 in football. He and his wife Vicki have two children, Christopher and Allison.



ASSOCIATE DIRECTOR OF ATHLETICS

Jamie Pollard oversees the budgetary and administrative operations of the athletic department as a Certified Public Accountant. A graduate of the University of Wisconsin at Oskosh in 1987, he went to work for Arthur Andersen & Co. in Milwaukee as a staff accountant upon graduation. In 1989, he was appointed Associate Director of Athletics for Business and Finance at St. Louis University where he oversaw finances and directly supervised six intercollegiate sports. He assumed his present position at Maryland in September of 1994. Pollard is

an outstanding distance runner, having earned NCAA All-American status in college. He is a highly effective budget and fiscal accountability specialist, and serves as chief financial officer. Jamie and his wife Ellen reside in Greenbelt, Md.



ASSISTANT DIRECTOR OF ATHLETICS FOR VARSITY SPORTS

Gothard Lane's career at Maryland includes roles as coach and administrator and spans 22 years. He presently oversees 16 varsity sports and coordinates championship events on campus. He served as the director of the men's NCAA Lacrosse championship in 1994 and 1995 which set all-time attendance records for the sports. In recent years Maryland has hosted NCAA championships in men's basketball, women's volleyball, wrestling and men's and

women's lacrosse. Lane is a graduate of Randolph Macon College where he played football. He was an assistant coach at Tulane and Virginia Tech before becoming an assistant at Maryland in 1973. He coached under both Jerry Claiborne before being named Assistant Athletic Director for Non-Revenue Sports in 1982. Lane and his wife Mary Lou live in Chesapeake Beach.



ASSISTANT DIRECTOR OF ATHLETICS FOR MARKETING AND PROMOTIONS

R.D. Helt was appointed in March of 1995 as Assistant Athletic Director after serving as football administrator for Coach Mark Duffner in 1994. He performed marketing and promotions duties at both Ohio State and Kent State after graduating from Missouri Western State in 1985. Helt from 1988 to 1994 was the Recruiting Coordinator in football at the University of Kansas, playing a role in the emergence of the Jayhawks. At Ohio State, where he earned his

Master's degree in Sports Administration, Helt was responsible for the marketing of women's basketball. He was Assistant Director of Marketing at Kent State where he worked with football and basketball. R.D. and his wife, Nikki, have one child, Christopher, and live in Ellicott City.



ASSISTANT DIRECTOR OF ATHLETICS FOR STUDENT SERVICES

Javaune Adams-Gaston oversees the student athlete's educational and medical well-being by her management of the Academic Support Unit and the Athletic Medicine support staff. Adams Gaston, a psychologist, came to Maryland in 1985 as part of the University's counseling center, and in 1988 she was appointed to direct athletic student counseling, a part of academic support. In 1992 she was appointed an assistant athletic director with her present expanded duties. In

1994-1995, she served as chair of the College Park campus women's commission. A 1978 graduate of the University of Dubuque with a B.S. in biology, she earned her Master's degree in clinical psychology from Loras College in 1980 and her Ph.D in Counseling psychology from Iowa State in 1983. Javaune and her husband Dimitri have three children, and live in Silver Spring, Md.

Athletic Department

ATHLETIC DIRECTOR'S OFFICE

Deborah A. Yow, Director
(Joyce Taylor, Secretary).....(301) 314-7075
Danita DeHaney, Associate Director of Athletics
Renee Mahaffey, Secretary.....314-8678
Jamie Pollard, Associate Director of Athletics.....405-0572
Jodi McCurdy, Assistant to the A.D.....314-1967

ACADEMIC ADVISING

Javaune Adams Gaston, Assistant Director
of Athletics for Student Services.....314-7040
John Bowman.....314-7039
Liz Friedman.....314-7038
Don Pearman.....314-7042

ATHLETIC MEDICINE

Sandy Worth, Head Trainer.....314-9905
J.J. Bush.....314-7132

BUSINESS OFFICE

Jamie Pollard, Associate Director
of Athletics for Administration.....405-0572
Debbie Russell.....314-7047

CERTIFICATION

Luke Glasgow, Acting Director
of Compliance and Certification.....314-7081
Alan Friedlander.....314-7081

ADVANCEMENT

C.J. Kupec, Assistant Director
of Athletics for Advancement.....314-7077
Greg Manning, Director of Major Gifts.....314-7014
Gib Romaine, Acting Director, Terrapin Club.....314-7019
M Club: To be Announced

EQUIPMENT MANAGER

Ron Ohringer.....314-7331

GOLF COURSE MANAGER

Tom Hanna.....403-4299

GROUNDS STAFF

Bunk Carter.....314-7383
Bill Reinohl.....314-7383

OPERATIONS AND FACILITIES

Curt Callahan, Director.....314-7126
Gary Parker, Assistant.....314-7127

MARKETING AND PROMOTIONS

R.D. Helt - Assistant Director of Athletics.....314-7035
Neal Eskin, Director of Marketing.....314-7072

TICKET OFFICE

Jack Zane, Director.....314-7083
Kyle Kravchuk, Assistant.....405-9273

VARSITY SPORTS

Gothard Lane - Assistant Director of Athletics.....314-7001

SPORTS TEAM OFFICES

Baseball
Tom Bradley, Coach.....314-7122

Basketball (Men's)
Gary Williams, Coach.....314-7029

Basketball (Women's)
Chris Weller, Coach.....314-8276

Cross Country (men's and women's)
Dan Rincon, Coach.....314-7457

Field Hockey
Missy Meharg, Coach.....314-3895

Golf
Tom Hanna, Coach.....403-4299

Gymnastics
Bob Nelligan, Coach.....314-7007

Lacrosse (Men's)
Dick Edell, Coach.....314-7114

Lacrosse (Women's)
Cindy Timchal, Coach.....314-4273

Soccer (men's)
Sasho Cirovski, Coach.....314-4161

Soccer (women's)
April Heinrichs, Coach.....314-7034

Softball
Gina LeMandre, Coach.....405-0521

Swimming and Diving (men's and women's)
Jim Wenhold, Coach.....314-7030

Tennis (men's and women's)
Jim Laitta, Coach.....314-7131

Track and Field (men's and women's)
Bill Goodman, Coach.....314-7457

Volleyball
Janice Kruger, Coach.....314-7009

Wrestling
John McHugh, Coach.....314-7134

Terrapin Club




MAJOR GIFTS/ADVANCEMENT OFFICE

- Quality facilities attract excitement: Great crowds, outstanding student athletes, committed fans.
- Special opportunities exist for athletic benefactors to be part of the excitement by being permanently associated with new or improved facilities.
- Major Gifts is ready to work with your financial advisor, attorney or accountant to customize your gift for inclusion in your financial portfolio.
- Director of Major Gifts Greg Manning is part of Maryland's Development team at 314-7014.

TERRAPIN CLUB, UNIVERSITY OF MARYLAND FOUNDATION

- Satisfaction comes from knowing a scholarship gift makes an academic career possible for a gifted Maryland student athlete.
- The Terrapin Club, the annual giving arm of the Maryland Foundation, is the lifeline maintaining scholarship support for 24 teams and over 400 student athletes.
- Intercollegiate athletics at Maryland receives no monies from the state. Friends, parents and businesses, through matching gift programs, are the lifeline.
- Different levels of membership are available, but \$100 lengthens the lifeline. Call 314-7020.



MARYLAND EDUCATIONAL FOUNDATION

- The MEF has a new focus. The organization, which celebrates its 50th anniversary in 1996, is a Major Gift fundraising arm of the Athletic Department.
- MEF Focus is Major Gifts of cash, scholarship endowment, securities, real estate, insurance, personal property, life income gifts of pooled income funds, charitable remainder unitrusts, charitable remainder annuity trusts, charitable gift annuity, charitable remainder annuity insurance policies, wills and bequests.
- The new focus is vitally important. Interest may be directed to the Foundation at 314-7020.

THE M CLUB

- Since 1923 the varsity letterwinners club of the University of Maryland. The vibrant spirit behind Maryland's rich tradition in athletics.
- Provides the opportunity to support special events, social gatherings and banquets in support of student athletes.
- A \$25 donation and a phone call to 314-7020 makes you a member of Maryland's oldest athletic support group.

Academic Support

Towards a student-athlete's development, ASU provides:

- Personal academic assessment
- Academic advising and counseling
- Supervised study
- Learning and study skills programs
- Computer training and usage
- Group and individual tutoring
- Career mentoring
- Summer internships

There is an insistence in the Maryland basketball program that student-athletes get a degree in a career field that will enhance their life after College Park. The insistence is underlined by Coach Williams and his staff, by the athletic administration, and by the Academic Support Unit of the Department of Athletics.

Dr. Javaune Adams-Gaston, educator and clinical psychologist, is the Assistant Athletic Director for Athletic Student Services. She oversees the student-athlete's educational and medical well-being by her management of the Academic Support Unit and the Athletic Medicine support staff.

A 1978 graduate of the University of Dubuque with a B.S. in biology, psychology and general sciences, she earned her Master's degree in Clinical Psychology from Loras College in 1980 and her Ph.D in Counseling Psychology from Iowa State in 1983. She was appointed to direct student counseling in the athletic department in 1988.

Dr. Adams-Gaston regularly provides time for individual student-athletes as educational advisor and counselor. Her hands-on approach extends to a thorough series of seminars she and her staff hold that train the student-athlete in pertinent education beyond the classroom. Seminars cover time management, study skills, stress management, moti-



Dr. Javaune Adams-Gaston

vation, drug education, career planning and vocational mentorship. The school year begins for newly recruited student-athletes with not only an academic orientation program, but also a seminar on interacting with the news media by nationally known expert Kathleen Hessert.

COLLEGE PARK ACADEMIC SUPPORT

Towards a good start

The Academic Support Unit will teach an orientation course for freshman student athletes (Education 108, Orientation to the University) to start the fall semester. The program will be taught by the Academic Support staff and concentrated on skills and development issues. The course is intended to make the transition to college life user friendly.

The program allows the newcomer to balance their dual roles of academics and athletics in an unfamiliar environment. Student athletes are taught organizational skills, which include note taking, time management, pro-active planning, learning strategies, test-taking, and writing skills.

Making the first year special at Maryland

The University's First Year Focus program is designed to see that the new student gets off to a good start at College Park. It has three parts.

To make sure the new student becomes acquainted with the campus's most important resource—its faculty—First Year Focus provides the student with the

opportunity to study with a member of the faculty in a small class, appropriate for first year students, devoted to that faculty member's scholarly interests.

The University invites the new student to participate in an innovative program called Connections: Course Clusters, which enables them to enroll in a variety of thematically related courses, supplemented by a one-credit linking seminar. Course Clusters not only allows the new student to examine a given subject intensely from a variety of disciplinary perspectives, but will also give you the opportunity to develop a network of friends who share intellectual interests.

The Student Government Association arranges for the new student to participate in its First Year Books activities. SGA selects a noteworthy book which it hopes will be an intellectual starting point for the incoming class of students. Many courses adopt it and incorporate it into their curricula. The book inevitably becomes subject to campus-wide debate in seminars, lectures, and even performances. The new student's copy of the selected book is waiting at orientation.

First Year Focus is designed to make the big university small, to allow the vast resources of a research university with some of the intimacy of a small college. The College Park Scholars Program and the University Honors Program also serve the same end.

College Park Scholars is a new program designed to acquaint entering first-year students with the rich texture of academic life at the university. The program encourages students who share common intellectual interests to study together in courses organized around common themes and to live together in a selected residence

ASSISTING DR. ADAMS-GASTON ARE THREE EXPERIENCED ASSISTANTS



John Bowman



Liz Friedman



Don Pearman

John Bowman is Associate Director for Student Services for Academic Support. He returned to Academic Support Unit in 1994 after spending three years in the Office of Undergraduate Admissions. He had previously been Senior Advisor in Academic Support from 1987 through 1991. He was also an Athletic Advisor in 1986 in the Department of Undergraduate Studies, and a coordinator in the campus's Intensive Education Development Program (1979-1986).

A 1969 graduate of Oberlin, he earned a Master's in Education from Case-Western Reserve in 1976. **Liz Friedman** begins her fifth year as a full-time athletic department employee after four years of assisting student-athletes on a part-time basis in the ASU. A native of Rockville, Md., and a graduate of College Park, she coordinates the Academic Support Unit's satisfactory progress monitoring system for all athletes, and works daily with

the football team in all aspects of academic support. The monitoring system is effective because of the full communication between the ASU staff, the faculty, and student-athletes.

Don Pearman is in his fourth year at College Park, but his experience in the University System numbers five years. Pearman works directly with the men's basketball team on a year-round support system. He formerly was program director of the Meyerhoff Scholarships at the University of Maryland at Baltimore County campus. A model program of minority recruitment in the fields of mathematics and science, the Meyerhoff program is widely emulated. In the ASU, Pearman is responsible for post-graduate scholarship endeavors, the unit's tutorial program, and he monitors six Varsity sports.

Pearman, a native of Brooklyn, N.Y., received both his Bachelor's degree in sociology and his Master's degree in counseling from St. Lawrence University.

hall. The Scholars program provides a focus for study, advising and a variety of educational and social activities.

The University Honors Program provides the university's most academically talented students a challenging and exciting range of seminar-style classes, a close-knit community, and contact with outstanding faculty. Typically, freshmen and sophomores broaden their intellectual horizons in a wide variety of spe-

cially designed Honors seminars and Honors versions of regular courses, most of which fulfill general education requirements. A Honors lecture series, a literary magazine as well as a vibrant social and cultural life complement the academic offerings. Many of these activities take place in Anne Arundel Hall, the Honors Living Learning Center, which is the center of the Honors Program.

Strength & Conditioning

College Basketball has evolved to where total physical training is necessary to successfully compete on the Division I level. It has become extremely important to Head Coach Gary Williams that all of the Terrapin players are prepared in terms of physical strength and conditioning. A heightened spirit of determination by each member of the basketball team has brought about spectacular achievements in the weight room and on the basketball court.

The commitment by the Terrapin players has been a key element in Maryland's rise to national prominence and becoming a fixture in the national rankings. Maryland was ranked the last two years.

Maryland's year round strength and conditioning program for basketball is coordinated by Head Strength and Conditioning Coach Dwight Galt. Galt works extensively with the men's basketball team, teaching plyometrics, Olympic training, explosive free weight training, motivation techniques and nutrition. He is certified by the International Sports Science Association and is member of the National Strength and Conditioning Association.

Galt has designed a dynamic workout for the basketball team which is centered around a power style of training emphasizing explosive power, flexi-



Dwight Galt

bility, body strength, agility and pre- and in- season conditioning.

Galt's explosive power philosophy has been derived from the game of basketball. All of the quick starts, stops, sprints and jumps that are routine on a basketball court are power movements. Thus, the Terps' workouts rely heavily on explosive free weight training. The workouts also center around strength training, including squat, bench and deadlifts.

The conditioning program plays a large role in preparing the Terps for the court. Pre-season workouts begin shortly after classes commence in September. During the pre-season, the team lifts weights and follows an anaerobic conditioning program three times a week and attends aerobic conditioning sessions twice a week. The conditioning also includes distance sprints and basketball specific agility movement.

The Terp basketball players are fortunate to train in two of the premier

weight training facilities in the country. The main Maryland Weight Room features 7,200 square feet of space that holds advanced training equipment which caters to the specific needs of basketball. A main component in this facility is the free weight equipment, including ten mammoth power racks, Olympic platforms and 11 tons of free weights. State-of-the-art selectolyzed and plate loaded equipment further give the student/athlete the chance to better themselves. Another outstanding facility available to the team is the basketball weight room, located adjacent to the locker room. There, the Terps enjoy a modern, well equipped facility only steps from the locker room.

The Maryland basketball players are now better prepared to be on the basketball court, and because of that, have realized an increase in performance on the court.

DWIGHT GALT Head Strength and Conditioning Coach

Dwight Galt was named to head the strength and conditioning unit on January 2, 1994. Galt came to work as an assistant strength and conditioning coach on a part-time basis. He assumed a full-time position in 1989. During that time, he worked extensively with the Washington Capitals of the National Hockey League.

Galt supervises all of the strength and conditioning training for the football and basketball programs and coordinates the training of Maryland's entire 24 sport intercollegiate athletic program.

He has been an integral part of Maryland's building tradition the weight room. Throughout his tenure at Maryland, the Terp football players have improved in all areas of weight training and conditioning. Galt has been a key element in the



Terp's rise to national prominence and back-to-back NCAA Tournament "Sweet 16" appearances. Galt has previously worked with Maryland's nationally ranked football and basketball programs. In 1984, he worked with Maryland's ACC and Sun Bowl Championship football team. He has also worked with the Terps 1985, 1994 and 1995 NCAA Basketball Tournament teams.

Galt earned his B.S.

degree in business management from Maryland in 1981 and his M.S. in exercise physiology from Maryland in 1989.

Galt, 37, and his wife, Jan, have four children, Angie, Teri, Dwight IV and Tom.

Born July 15, 1957, Galt is certified by the International Sports Science Association and is member of the National Strength and Conditioning Association.



The University

DR. WILLIAM E. KIRWAN

After 25 years of service as a professor and administrator at the University of Maryland at College Park and following a national search, Dr. William English Kirwan was appointed president of the university on February 1, 1989. He served as acting president of the university from August 1, 1988, until the time of his appointment as president.

Dr. Kirwan joined the university in 1964 as an assistant professor of mathematics. He rose through the faculty ranks as associate professor (1968-1972), professor (1972-present), and chair of the Department of Mathematics (1977-81).

In 1981, he was appointed vice chancellor for academic affairs, College Park's chief academic post. As vice chancellor, Dr. Kirwan raised admission standards, increased the number of merit scholarships and graduate fellowships, and established an academic planning process.

During his tenure as president of the university, Dr. Kirwan has played a pivotal role in all of the university's most significant initiatives, including: an increased emphasis on graduate education; selective enhancement of academic programs; recruitment and retention of distinguished faculty; achievement of diversity goals for underrepresented minorities, and a national capital campaign in excess of \$200 million.

Dr. Kirwan is known for his ability to see beyond the institutions day-to-day problems, and for his talent as a consensus builder among the large and diverse campus community. Under his leadership, the university undertook a major restructuring of its academic organization, going from a divisional system to a more traditional system of colleges and schools. Subsequently, when the state's economic decline forced a reduction of the university's budget, he

oversaw a streamlining of the university's academic offerings through the elimination of a college, seven departments, and 32 degree programs.

Dr. Kirwan is a member of various honorary and professional societies, including Phi Beta Kappa, the American Mathematical Society, and the Mathematical Association of America. He is the co-editor of the book *Advances in Complex Analysis*, and the author of many published articles on mathematical research. He served as an editor of the *Proceeding of the American Mathematical Society* from 1977 to 1985. He chaired the *Mathematical Sciences in the Year 2000* committee, a task force created by the National Research Council (NRO) to improve mathematics education in the nation's colleges and universities during the next decade, and he currently serves on the NRC's Committee on Undergraduate Science Education.

Dr. Kirwan is a member of numerous boards, including the Board of Directors of the American Association of Colleges and Universities, the Council for International Exchange of Scholars (the Fulbright Program), the World Trade Center Institute, the Baltimore Council of Foreign Affairs, and the Greater Washington Board of Trade. He was recently elected to the Board of Directors of the National Association of State and Land Grant Colleges (NASULGC) and to the Presidents Commission of the National Collegiate Athletic Association (NCAA). He is also chair-elect of the NASULGC's Commission on Ocean and Atmosphere. In addition, Dr. Kirwan serves on the American Council on Education Commission on Women in Higher Education and chairs the Prince George's County Board of Education's Citizens Advisory Committee.



Dr. William E. Kirwan, University President

Because of his contributions to higher education, he was named Officer in the Order of Leopold II by the Belgium Government and elected to the University of Kentucky's Hall of Distinguished Alumni.

Noted for his enormous energy and long work days, Dr. Kirwan regularly finds

time to teach an undergraduate class. Whenever possible, he schedules time to enjoy a classical music concert and tries to find an hour or two each week to escape to a convenient tennis court where he is known as a very competitive tennis player.

Dr. Kirwan is married to

Patricia Harper of Lexington, Kentucky. They have two children: a son, William E. Kirwan III, 30, a Washington architect who earned his baccalaureate and master's degrees from the university, and a daughter, Ann Elizabeth, 25, who also graduated from the university with a degree in journalism.

BOARD OF REGENTS

Mr. Lance Billingsley
Chairman of the Executive Board
Prince George's County

Ms. Margaret Alton
Baltimore County

The Honorable Mary Arabian
Baltimore City

Mr. Richard O. Berndt
Baltimore City

Mr. Roger Blunt
Montgomery County

The Honorable Benjamin L. Brown
Baltimore City

Mr. Earle Palmer Brown
Montgomery County

Mr. Nathan A. Chapman, Jr.
Baltimore City

Mr. Charles W. Cole, Jr.
Baltimore County

Mr. Edwin S. Crawford
Baltimore City

Thomas B. Finan, Jr.
Cumberland County

Mr. Frank A. Gunther, Jr.
Baltimore City

The Honorable Harry R. Hughes
Baltimore City

Ms. Ann Hull
Prince George's County

Mr. Lewis R. Riley, ex officio
Anne Arundel County

Ms. Malkia Singleton, Student Regent
Princess Anne County

Ms. Constance M. Unsel
Baltimore County

SYSTEM ADMINISTRATION

Dr. Donald N. Langenberg
Chancellor

Dr. George L. Marx
Vice Chancellor for Academic Affairs

John K. Martin
Vice Chancellor for Advancement

James Sansburg
Interim Acting Vice Chancellor for
Administration and Finance

UNIVERSITY ADMINISTRATION

Dr. William E. Kirwan
President

Dr. Marie Davidson
Executive Assistant to the President

J. Terrance Roach
Executive Assistant to the President

Dr. Daniel Fallon
Vice President for Academic Affairs/Provost

Dr. Charles F. Sturtz
Vice President for Administrative Affairs

Reid Crawford
Vice President for Institutional
Advancement

Dr. William L. Thomas, Jr.
Vice President for Student Affairs

THE UNIVERSITY AT COLLEGE PARK

The University of Maryland at College Park serves as the state's primary center for graduate study and research, provides undergraduate instruction across a broad spectrum of academic disciplines and extends its vast intellectual resources to the community through innovative projects designed to serve individuals, governments and the private sector throughout the state of Maryland, the nation and the world.

Today's comprehensive public research university for the state of Maryland had its origin in 1859 as the Maryland Agricultural College, the third such state institution in the world. It became one of the nation's original land-grant institutions in 1862. The state assumed authority in 1920, joining College Park with the professional schools in Baltimore to form an expanded University of Maryland.

With students and faculty drawn to Maryland from all 50 states and 110 countries, College Park is home to a rich mix of social, intellectual and cultural perspectives.

Among public research universities in the Association of American Universities, College Park ranks first in percentage of African American undergraduate students. Also, the university has the largest number of African American and

other minority faculty members among its peers. Such facts, illustrate College Park's progress toward becoming a national model of diversity.

Rated as one of the 20 top-funded universities by the National Science Foundation, College Park is a national center of innovative scientific and engineering research. Such programs as the Engineering Research Center, the Institute for Systems Research and the Center for Global Change conduct ground-breaking studies on topics including global warming, robotics and sea-level rise.

Engineering's Glenn L. Martin Wind Tunnel is the most advanced aerodynamic testing facility of its kind on any university campus. In the wind tunnel, researchers perform airflow tests on state-of-the-art designs for such products as automobiles, aircraft wings, telephone cables, signs and power lines. Another one-of-kind is the Neutral Buoyancy Facility which resembles weightlessness for space research.

Recalling its founding as a land grant institution, 1994 marked the opening of the new Center for Agricultural Biotechnology, reflecting the College of Agriculture's new philosophy of sustainable agriculture.

Close to home, College Park faculty and staff provide



technical assistance to state and local governmental bodies and education systems, outreach programs in support of technology transfer and in-service or continuing education programs in areas such as computer science, engineering, business, journalism and education.

The University's efforts go far behind the state's boundaries in developing economic opportunities and partnerships abroad for Maryland businesses and industries. And, a \$16 million, three-year contract from the USAID to the university's Center for Institutional Reform and the Informal Sector (IRIS) is funding a project aimed at helping the leaders in the former Soviet Union establish a market economy.


Recognizing the importance of the Far

East, the university's strengthening relationships with mainland China, Japan and Taiwan are forging new research, business and cultural ties to promote greater exchange of students and scholars.

From athletics to aesthetics, talent takes many forms at the University of Maryland at College Park. The university presents hundreds of cultural events annually. The campus is also home to the Summer Institute for

the Creative and Performing Arts, known as the Rossborough Festival, which sponsors nationally and internationally recognized programs including the National Orchestral Institute and the International William Kapell Piano Competition.

Campus neighbors include such important national resources as the Library of Congress, the Smithsonian Institution, the National Institutes of



THE UNIVERSITY AT COLLEGE PARK

Health, the National Aeronautics and Space Administration (NASA) and the U.S. Department of Agriculture's Agricultural Research Center.

Close by is Maryland's historic state capital, Annapolis, also known as the sailing and seafood capital of the nation, a tribute to its Chesapeake Bay setting. The nearby Chesapeake Bay offers not only recreational diversions but the opportunity to study and conduct research aimed at sustaining the nation's largest estuarine system.

The MARC train offers public transportation from College Park to Baltimore's Camden Station, next door to where the Orioles play baseball in the heart of the historic city. And the highly



efficient Metro system, with a new station at the campus doorstep, makes navigating the greater Washington, D.C. area easy.

Add all the accolades and, still, only a partial picture emerges because the University of Maryland at College Park is far more than

the sum of its parts. One thing is clear, however, with a student body increasing yearly in both quality and diversity, private support growing at a phenomenal rate and multifaceted research program attracting record funding, Maryland's flagship institution ranks as a national resource.

Discover the many ways available to become part of the picture.

History of College Park

Just after the American Revolution, the state of Maryland established its first two colleges at Chestertown and Annapolis. By the 1850s, at least 30 little colleges had sprung-up over the state, many with state support, but many of them disappearing within a few years. Then, in 1859, a different kind of institution appeared at College Park—the Maryland Agricultural College—the third such college in the world, created mainly for farmers' sons. The college was established by Charles Benedict Calvert, a wealthy planter from nearby Riversdale—now Riverdale—and later a congressman. Calvert built a handsome Gothic dormitory-classroom structure located in a grove of trees near the present Morrill Hall, and he divided the land down the Baltimore-Washington Turnpike into small plots where each of the 50-or-so students experimented with a different crop. After the Civil War, the institution became a land-grant college, with small appropriations from Washington. The little college began to grow about 1900 when agricultural experiments began to bring prosperity to

Maryland, and when the college expanded its offerings into engineering, business and the liberal arts. In 1912 the old Gothic building burned, and the state provided modern structures. Women were admitted to the campus, and graduate work began. In 1920 the college combined with the long established professional schools of Baltimore and changed its name to the University of Maryland. Growth accelerated after 1935 when the politically astute football coach, H.C. "Curley" Byrd, became president, added scores of new programs, and won national football championships. In the 1950s and 1960s, President Wilson H. Elkins maintained the rapid growth, and College Park became one of the largest campuses in the nation. President Elkins, a Rhodes Scholar, transformed the institution's public image to one of high academic integrity. In the 1970s and 1980s, the University's graduate and research programs flourished. In 1988, the General Assembly of Maryland combined six state colleges with the five campuses of the University of Maryland, and specifically charged College Park with the role of leadership in the revamped system.



UNIVERSITY TRADITIONS

Testudo is a Diamondback turtle. Like some other famous personages born into the Depression of the 1930s, the derivation of his name is cloudy. But it is likely that his moniker is derived from the scientific classification for turtle (*testudines*). Or the top turtle could be named after *testudo gigantia*, a species native to the African nation of Seychelles and one of its remote islands, Aldabra. Or the name could have come from a dictionary definition that says the word, *testudo*, was derived from the Latin and meant a shelter held over the head of Roman soldiers—like a tortoise shell. These explanations are a long way from the Chesapeake Bay where the Diamondback lives.

When Testudo had his coming out on May 23, 1933, he was thrown into a world filled with intimidating mascots—Wildcats, Tigers, Devils, Wolves, Bears—thought up over a half-century of intercollegiate competition. Maryland College Park was consolidated from different state schools in 1920 to form the base of today's wide-ranging state system, and the remodeled Maryland needed a flag carrier to do battle with Wahoos, Lions and Generals.

Dr. H.C. Byrd, a football coach who later became University President, recommended the *Diamondback* as mas-

cot in 1932 in response to the student newspaper's search for an "official" leader. Byrd's childhood in Crisfield, Md., apparently included skirmishes with this brand of snapping turtle, indigenous to the Bay. The school paper was in fact already called *The Diamondback*, and when the Class of 1933 stepped forward with the idea of giving the University a permanent bronzed version as its graduation gift, Testudo's family was in to stay.

Maryland had been referring to itself as Old Liners, yet another name whose derivation no one seems sure of. Historians are in a scrimmage over whether the nickname is a reference to a Revolutionary War Troop of Maryland soldiers who distinguished themselves on the field of battle, or they feel it could refer to a squabble with Pennsylvanians over just where the border between the two states should be.

The Class of '33 raised money for casting a Diamondback by holding its Senior Prom on campus to save money on expenses. And the yearbook and Student Government Association chipped in. Edwin C. Mayo, Class of '04 and a former quarterback, donated at cost the 300 pound bronzed beauty as President of Gorham Manufacturing in



Providence, RI. Robert J. Hill cast the inspired sculpture accomplished by company artist Aristide Cianfrani. Further turtleization came when the student yearbook, *The Reveille*, became *The Terrapin* in 1935. Newspapers, even then exploring every angle, shortened *Terrapin* to *Terp* for headline writing ease when it wasn't trying to cram *Old Linner* into a single column head. The name was in place; now came the stuff of legend.

The Stuff of Legend

The nicely thought out plans that made Testudo an instant hit did have a flaw. Putting Mr. T in front of the campus gym, Ritchie Coliseum, exposed Testudo to every road agent wearing enemy colors. Ritchie was right on U.S. Route 1, then the principal North-South highway along

the Eastern Seaboard. When a less dignified opponent needed something extra against the turtle and his troops, they practiced emotional blackmail, and kidnapped him.

That was not the worst of it. They painted his golden skin enemy colors, and defaced his pedestal which was only to have the block M on it. Instead, opponents painted illegitimate JH's or GW's or V's or NC's on his nest. A riot took place when Johns Hopkins students kidnapped the handsome reptile in 1947; 200 police were called to the Baltimore campus to control the justified anger of College Park students. Two years later, the nifty shelled crusader was found on the lawn of a Virginia (The University) fraternity house, whose occupants smugly called President Byrd with the message to get

Testudo off their lawn. Of course Byrd obliged, and soon after Testudo was hidden in the campus carpentry shop where he was less inspirational, but a whole lot safer.

The second stadium bearing Byrd's name was built in 1950, and in 1951 Testudo, sans coats of rivals' paint, took his perch in front of the Byrd Stadium football team house. He had beaten back all who would wrong him, and to make sure he would not travel again, he was fed 700 pounds of cement and had his body attached to a new pedestal by long steel rods.

With his permanent nesting came success for Maryland. Acting as guardian to waves of *Terp* competitors, the national football championship came, as did several ACC titles in the 1950s. His popularity among the students might have been the undo-

UNIVERSITY TRADITIONS



ing of success, however. When McKeldin Library was constructed in the middle of campus, the student body demanded Testudo's full-time presence in the center of day-to-day activities. Testudo had gone far beyond being just a symbol for athletics. He was a campus symbol. Students carefully carried him up the hill to the main College Green and the library, and he was bolted to a new bed of stone in the early 1960s.

Coincidence or not, football did have a downturn in the 1960s with Testudo absent. In the 1970s, when a costumed Testudo started to roam the sideline, success was returning. The furry Testudo reigned over unrivaled ACC football prowess, and sent Terps out to the four corners of the football world for bowls and inter-sectional clashes.

In 1992, a bronze duplicate to Testudo was created and installed just outside the new Football Complex locker room door. As the football team takes the field, the team congregates around the bronze Terrapin, and then all touch his nose for good luck. In 1995, Testudo was again duplicated as a bronze Terrapin statue was placed in Cole Field House as part of lobby refurbishment.

Joel Meisner Co. of Farmingdale, N.Y., created the duplicates. Two men spent two days in June of 1992 pouring a rubberized material over Testudo as it sat in front of McKeldin Library, followed by a wax mold on top. After a day to let the molds set, the wax was broken and easily removed. The rubber mold, which actually recreated Testudo, was painstakingly peeled away from the bronze

and taken back to Meisner's factory where the first duplicate was created using the Lost Wax method.

While Testudo was being copied by Meisner Co. in front of McKeldin, the research library was undergoing extensive refurbishment. As part of the new interior and exterior McKeldin received, the original Testudo,

was given a new pedestal and his bronze coat was cleaned. The Class of '33, which created Testudo in the first place, used its 60th reunion to dedicate the rejuvenated campus symbol.

Fifty-nine years ago, the Diamondback turtle Gorham used as a model for the shelled wonder had a ribbon attached to it at the dedication. The ribbon was tied to the canvas covering the statue. The Diamondback moved forward, and revealed the splendor of his larger, bronzed brother. But no one rushed the smaller Diamondback in his duties. All in attendance were true believers who knew what many unfaithful have discovered about Terrapins. They bite.

The University of Maryland at College Park

Picture a university

so comprehensive that it offers degrees in 98 disciplines, so technologically advanced that it manages specially designed research facilities not found on any other campus in the country, and boasts a telecommunications system which serves as a model for universities worldwide. And, at the same time, it is a university concerned enough to include special housing matched to student interests, and to ensure that half of all undergraduate classes have fewer than 30 students.

That's a snapshot of the University of Maryland at College Park, the flagship institution of Maryland's system of higher education.

Academic Stature

One of only 30 public research universities in the prestigious 58-member Association of American Universities; among fewer than 10 per-



UNIVERSITY TRADITIONS

cent of universities invited to join Phi Beta Kappa.

Baccalaureate

Choices: Degrees offered in 98 disciplines; pre-professional programs in dental hygiene, dentistry, law, medical technology, medicine, nursing, optometry, osteopathic medicine, pharmacy, physical therapy and pediatric medicine.

Dramatic Moments:

Find them in the 1,350 seat Tawes Theater, the stage for major theatrical productions and special events.

Faculty Facts: Full-time, 1,998; part-time 544; student/faculty ratio, 14/1.

Getting There: The MARC train offers public transportation from College Park to Baltimore's Camden Station, next to Oriole Park at Camden Yards and near the Inner Harbor. The

highly efficient Metro system puts the Suburban Maryland, District of Columbia and Northern Virginia areas a rapid transit system ride away from College Park.

Ideas: More than 100 active patent disclosures by university inventors are managed by the Office of Technology Liaison.

Journalist's Pick:

The College of Journalism was selected as one of two sites in the U.S. for the Hubert H. Humphrey Fellowship Program, and named one of the nation's top communications programs by the Gannett Center for Media Studies.

Library Holdings:

Largest academic research library system in the Washington metropolitan area and among the largest in the nation. There are 2.8 million volumes in



libraries and 4.6 million items on microfilm.

Nationally Noted: A dozen academic departments and programs at College Park are placed in the top 10 among U.S. public universities by the National Academy of Sciences.

Neighbors: Campus neighbors include the Library of Congress, the Smithsonian Institution, the National Institutes of Health, the National Aeronautics and Space Administration

(NASA), the National Science Foundation and the U.S. Department of Agriculture's Agricultural Research Center. On campus is National Archives II.

On the Drawing Board: \$36 million campus recreation center and \$100 million Center for Performing Arts will soon enhance the campus.

U.S. News and World Report Finds: The Department of Computer Science ranks 12th in the nation, beating three

Ivy League schools, and the Department of Physics is 13th best, ahead of UCLA and Pennsylvania among others. The College of Business and Management is considered 14th in student selectivity.

Value Added: College Park is included in the Guide to 101 of the Best Values in Colleges and Universities, published annually by the Center for College Enrollment Studies.

Cole Field House

1955-1995

It's official name is the "William P. Cole Student Activities Building." That's what can be read on the structure that sits between the tennis courts and the Student Union on the main thoroughfare on the University of Maryland's College Park campus.

Of course, everyone just calls it "Cole." Like Kentucky, where the Wildcats play at "Rupp." Or in Westwood, where UCLA plays in "Pauley."

The building has also become known as Cole Field House, even though that description appears nowhere officially. In 1955 when the building was dedicated, "field house" was typically affixed to most indoor basketball facilities. Images of players in black and white shooting set shots, fans in bobby socks and a visit to the set of "Hoosiers" come to mind.

That certainly was Cole when it opened, but so much has happened since. As Cole celebrates its 40th anniversary season, it is still one of the top arenas in the East, and one of the best places in the nation to watch a basketball game. Just last season, a new locker room and a refurbished lobby area were completed for the men's team. This season, the women's basketball team will have comparable facilities. The future could bring skyboxes, air conditioning,



new and additional seating, a glass facade, and an expanded Hall of Fame.

"It's one of the great places to watch a college basketball game in terms of view from the seats," says Gary Williams. "You don't have to change anything out there. But the building is 40 years old and there are some things you can do. Like building new locker rooms and painting the seats red."

Athletics Director Debbie Yow has begun preliminary discussions on the refurbishment of Cole.

Says Yow: "All it takes is money. I'd like to see more seats, air conditioning and a wider concourse. But right now, that's a dream."

One thing that has remained constant in

Cole is good basketball. In 40 years, there have been plenty of wonderful moments. The building has housed a tremendous winning history and a rich tradition of elite competition.

The Terps have finished at least .500 in 31 of the 39 basketball seasons in Cole, including last season, when the team finished a perfect 16-0. The building has played host to some of the great games in the program's history. Many such games came during the 1970s, when the Terps proved to be giant killers. During the decades of the '70s and '80s the Terps defeated then number ones South Carolina (1971), Notre Dame (1979), UCLA (1981) and Virginia (1983). In the 1990s the Terps defeated North Carolina.

Dedicated—December 2, 1955

Capacity—14,500 (Courtside Seats: 96)

First Game—December 2, 1955

First Maryland Win—December 2, 1955, Maryland 67, Virginia 55

First Maryland Loss—December 15, 1955, Kentucky 62, Maryland 61

100th Game—December 18, 1964, Maryland 82, Wake Forest 64

200th Game—January 23, 1973, Maryland 100, Long Island 73

300th Game—February 23, 1980, Maryland 82, Virginia 71

400th Game—January 10, 1987, Virginia 71, Maryland 64

500th Game—December 2, 1993, Maryland 89, UMBC 80

100th Victory—February 25, 1970, Maryland 83, West Virginia 76

200th Victory—December 28, 1977, Maryland 91, Western Kentucky 78

300th Victory—November 23, 1985, Maryland 84, Northeastern 72

Cole Field House

RECORD AT COLE



The dedication game, December 2, 1955, was also a Terp victory. Maryland opened the 1955-56 season with a resounding 67-55 victory over conference rival Virginia. The Terps were led by Bob Kessler's 23 points and 16 rebounds. The year before, Maryland and Virginia and a handful from the Carolinas began competing in that Atlantic Coast Conference. Three years later, in 1958, the Terps would provide Cole with its first ACC Championship banner.

Originally, the capacity in Cole was 12,000 because there were no floor seats. Some 9,000 fans turned out for the inaugural game to see the \$3.3 million arena dedicated in the name of a longtime member of the school's Board of

Regents. The largest crowd ever to watch a game was 15,827; the crowd witnessed the Terps and North Carolina in an overtime 1972 thriller. Cole now seats 14,500 in addition to 96 courtside seats, which became available at the beginning of the 1993-94 season.

Ironically, two of the biggest games in the arena's storied history did not feature the Terps on the court. In fact, it could be argued by basketball historians that Cole was the site of the two most important games in college and high school basketball history.

In January of 1965, Morgan Wootten's DeMatha Catholic High School team played host to the powerful Power Memorial of New York in what is remembered

as the biggest show-down in high school basketball history.

Wootten was quietly building a national power in Hyattsville, Md., and he was doing so by playing, and defeating, the top prep teams in the nation. Power countered DeMatha's might with 7-foot center Lew Alcindor (later Kareem Abdul-Jabbar), who would go on to be the all-time leading scorer in the history of the National Basketball Association. In front of more than 12,000 screaming fans on a cold, snowy night, DeMatha upset Power, 46-43, handing Alcindor the only loss of his high school career. That game is said to have gone a long way towards putting Washington, D.C. high

Season	Won	Lost	Avg. Att
1955-56	9	5	NA
1956-57	8	2	NA
1957-58	10	1	NA
1958-59	7	3	NA
1959-60	8	2	NA
1960-61	8	2	NA
1961-62	4	6	NA
1962-63	5	6	NA
1963-64	5	4	5,833
1964-65	9	3	8,592
1965-66	7	3	9,540
1966-67	5	5	8,249
1967-68	7	3	7,101
1968-69	4	6	6,650
1969-70	10	4	9,900
1970-71	11	4	12,056
1971-72	14	0	13,166
1972-73	12	1	13,294
1973-74	12	1	12,012
1974-75	12	2	13,427
1975-76	13	2	13,110
1976-77	15	4	12,645
1977-78	10	4	12,334
1978-79	12	4	11,196
1979-80	16	0	10,050
1980-81	12	3	12,132
1981-82	13	3	9,830
1982-83	14	3	10,144
1983-84	13	2	11,337
1984-85	14	2	12,458
1985-86	10	5	11,447
1986-87	8	8	8,816
1987-88	8	4	12,127
1988-89	5	9	9,198
1989-90	12	4	10,300
1990-91	11	3	9,820
1991-92	10	5	9,563
1992-93	8	7	11,681
1993-94	10	3	13,644
1994-95	16	0	13,814
40-year record	397	138	.742

Total Attendance—4,931,709

Games—535

Average Attendance—9,218

school basketball on the map with major college recruiters.

Less than two years later, Cole was the site of perhaps the most memorable NCAA Tournament Final in

history. An all-Black team from Texas Western (now the University of Texas at El Paso) defeated an all white team from Kentucky to win the national championship.

Cole Field House

The game turned a lot of heads, and led many coaches at Southern-based institutions to begin recruiting black student-athletes. Cole also played host to the 1970 NCAA Championship game in which UCLA defeated Jacksonville, as Sydney Lowe outdueled Artis Gilmore. It was the fourth of UCLA's seven consecutive NCAA Titles. In 1991, Cole played host to another huge upset, as 15th seeded Richmond defeated second seeded Syracuse, 73-69, in the first round of the NCAA Tournament. Cole also was the site of ESPN's first live college basketball broadcast in 1979.

Cole is the only on-

campus facility to have played host to multiple NCAA Final Fours.

Cole can also boast to being one of the few on-campus facilities to play host to high school, college and professional games. In addition to the Maryland State High School Championships being held in Cole each spring, the Washington Bullets called Cole home while awaiting the competition of the Capital Centre (now USAir Arena). Cole also plays host to the Capital Classic High School All-Star game each April.

"Cole" is much more than just a basketball arena. It is at the heart of the University of Maryland.



RECORD AT COLE

TERP ATTENDANCE RECORDS THROUGH THE YEARS

Season	Home Games Only			Total Season Games		
	Games	Attendance	Average	Games	Attendance	Average
1963-64	9	52,500	5,833	26	132,200	5,084
1964-65	12	103,100	8,592	26	185,500	7,135
1965-66	10	95,400	9,540	25	221,000	8,840
1966-67	10	82,490	8,249	25	164,390	6,576
1967-68	10	70,100	7,101	24	144,950	6,040
1968-69	10	66,500	6,650	26	152,005	5,746
1969-70	14	138,600	9,900	26	221,153	8,506
1970-71	15	180,842	12,056	26	273,553	10,521
1971-72	14	184,323	13,166	32	352,436	11,014
1972-73	13	172,828	13,294	30	340,964	11,365
1973-74	12	144,149	12,012	28	301,164	10,756
1974-75	14	187,971	13,427	29	314,341	10,839
1975-76	15	196,656	13,110	28	343,785	12,278
1976-77	19	240,254	12,645	27	325,777	12,066
1977-78	14	172,673	12,334	28	305,001	10,893
1978-79	18	201,536	11,196	30	316,449	10,548
1979-80	16	160,815	10,050	31	317,559	10,242
1980-81	15	196,978	13,132	31	398,036	12,840
1981-82	16	157,275	9,830	29	286,264	9,871
1982-83	17	172,445	10,144	30	308,340	10,278
1983-84	15	170,060	11,337	32	353,551	11,048
1984-85	16	199,335	12,458	37	393,459	10,634
1985-86	14	160,267	11,447	33	335,937	10,180
1986-87	16	130,975	8,186	26	241,118	9,274
1987-88	12	145,525	12,127	31	355,597	11,471
1988-89	14	128,773	9,198	29	276,604	9,538
1989-90	16	164,806	10,300	33	306,339	9,293
1990-91	14	137,476	9,820	28	267,401	9,550
1991-92	15	143,444	9,563	29	323,755	11,164
1992-93	15	175,217	11,681	28	321,673	11,488
1993-94	13	177,376	13,644	30	360,993	12,033
1994-95	16	221,020	13,814	34	437,268	12,861

Attendance records prior to 1963 are incomplete

Largest Cole Field House Crowd 15,287

Final ScoreNorth Carolina 79, Maryland 77 (OT)

DateWednesday February 16, 1972.

Because of current seating regulations, capacity of Cole Field House is now 14,500



Cole Field House

**1994-95
DIVISION I MEN'S
BASKETBALL ALL
GAMES ATTENDANCE
LEADERS**

1. Arkansas	695,026
2. Kentucky	670,259
3. N. Carolina	613,493
4. Syracuse	572,574
5. Louisville	476,821
6. Connecticut	473,675
7. Kansas	448,948
8. Indiana	442,729
9. Iowa	441,268
10. UCLA	439,627
11. Maryland	437,268
12. Brigham Young	433,936
13. St. Louis	431,724
14. Cincinnati	428,406
15. Illinois	427,807



**1994-95
CONFERENCE
LEADERS IN
ATTENDANCE**

Rank/Conference	Avg.
1 Big Ten	12,708
2 Southeastern	11,510
3 Great Midwest	11,264
4 Big East	11,195
5 Atlantic Coast	10,906



Terp Enthusiasm

Head Coach Gary Williams regularly tells anyone who asks that "Cole Field House is one of the toughest places to play in the Atlantic Coast Conference." He backs that statement up with fact: Maryland was the only team in the ACC to go unbeaten at home during the 1994-95 season and currently has a 38 game non-conference winning streak in this building. In addition, the Terps have won nearly 80 percent of their games played in Cole since Williams's coaching tenure at Maryland began in 1989.

The cheerleaders and pep band are among the most enthusiastic and devoted fans of the Maryland Basketball program. During the basketball season, both organizations work from opening tip to final buzzer and beyond in support of Terp basketball. Both the cheerleaders and the pep band play at all home games, the Atlantic Coast Conference Tournament and all post-season games. Both groups followed the team to Salt Lake City and Oakland during the NCAA Tournament last season.

The enthusiastic and spirited Terp cheerleading squad placed eighth at the Collegiate Nationals sponsored by the National Cheerleading Association this past year in Dallas, Texas. The squad is coached by Lura Fleece and Tina Simijoski who are both former Terp cheerleaders. In addition to leading Cole Field House in cheers, the cheerleaders are also expert gymnasts and dancers. They are accompanied by a student who dresses up as Testudo, Maryland's famous mascot. The squad performs at many athletic department functions, pep rallies and area functions spreading Terp spirit and athletic awareness.

The pep band has become as much a part of Maryland basketball as full-court pressure defense and up-tempo offense under Gary Williams. The atmosphere in Cole as the band begins to play and the Terps take to the court is unmatched in any basketball court in the ACC. The pep band has been in existence since the opening of Cole and performs at every home game. In addition to traditional fight songs, the pep band provides an entertaining selection of well-known songs and show tunes to entertain and energize the sold-out crowds.

The entire basketball program, coaches and players, know how hard both the cheerleaders and pep band work on their behalf. The fact that tickets for Cole are sold out this season is proof that the support of the Terps is growing to levels never seen before in College Park.

"The work and effort that goes in to preparing themselves each night for an entire season is incredible," says Williams. "Their tireless effort, gives us, I believe, the best support in the ACC. We love playing in Cole Field House because of their efforts."



Terp Airwaves

WBAL (1090-AM) in Baltimore and WTOP (1500-AM) in Washington, D.C. are the flagship stations of the Learfield Sports/Maryland Radio Network which has over 20 affiliates in Maryland, the District of Columbia and Pennsylvania. The network carries every Maryland basketball game, plus insightful pre-game and post-game programs with Head Coach Gary Williams along the fastest growing basketball network in the Atlantic Coast Conference region.

Johnny Holliday is in his 17th season as Maryland's play-by-play voice. He has been involved with the program since the 1980 season and has accompanied the Terps to nine NCAA Tournaments and two NITs. Former Terp basketball great Greg Manning provides the color analysis. Manning is in his tenth season on the radio team, and draws upon his experience and insight from nearly 15 years of involvement with the Maryland program to provide poignant analysis.

The very popular Gary Williams' weekly radio show can be heard on WBAL. The one-hour call in show is hosted by WBAL sports director Josh Lewin on Monday evenings from 6-7 p.m. The second half-hour of the program will be heard throughout the listening region on all of the Learfield/Maryland radio network stations, except for WTOP.

JOHNNY HOLLIDAY Play-by-Play

Johnny Holliday has earned the reputation as one of the finest play-by-play announcers in the nation. Currently in his 17th year covering the Maryland basketball team, he has earned the title, "Voice of the Terps."

Besides calling the action for the Maryland basketball and football teams, Holliday is the host



Greg Manning, Head Coach Gary Williams and Johnny Holliday

of the award winning Gary Williams' Show. In addition, he handles a myriad of speaking duties within the Athletic Department—ranging from banquets, to alumni functions, to Terrapin Club and M-Club functions and golf outings.

Holliday's list of credits includes morning and afternoon sports reports heard across the nation on ABC Radio. He has also covered for ABC the Winter and Summer Olympic games (1984, 1988 and 1992), the Masters Golf Tournament, championship boxing, professional football, and numerous college football bowl games. He will cover the 1995 Atlanta Summer games for ABC. He also hosts a daily morning sports show and an afternoon show which are syndicated nationally by the ABC Radio Network.

Holliday's announcing career allows him to lay claim to being Washington's most versatile broadcaster, and among the best nationwide. Whether it be in radio, where he was named America's number one disc jockey during his rock 'n roll DJ days, to his public address duties with the Cleveland Browns, Oakland Raiders, Golden State Warriors, to his work in Washington television for the Senators and Bullets, Holliday makes a complicated business look easy.

He brings that ease to the Maryland coach's television shows on Home Team Sports, the region's premier sports channel. He is also seen there as host of Redskins General Manager Charley Casserly's show and as host of ACC Sports Sunday. He also does special events for HTS that include baseball, tennis, basketball, and track and field.

A native of Miami, Fla., Holliday began his broadcasting career in Perry, Georgia, and through the years has worked in three of the nation's prime radio markets: New York City, San Francisco and Washington.

He has the honor of being a member of the Sigma Circle of Omicron Delta Kappa.

He and his wife Mary Clare are the parents of three daughters. Kellie is a physician along with her husband Steve; they reside in Bel Air, Md. Tracie is a Neo-natal nurse at Children's Hospital; her husband Chris is an attorney and they live in Kensington, Md. Moira is a sophomore at Georgetown Visitation Prep School in Washington.

GREG MANNING Color Commentary

Greg Manning, the Director of Major Gifts for the Department of Inter-

collegiate Athletics, is in his tenth year as a member of the Maryland basketball broadcast crew. Manning has developed a very charismatic style on the air, one which the fans of Terps' basketball have grown accustomed.

As the Director of Major Gifts, Manning has continued his devotion to Terrapin Athletics through his daily professional life. He was appointed the Director of Major Gifts in 1994. He had held the position of Executive Director of the M-Club from 1991-94 where he helped develop and strengthen the university's athletic letter winners organization. In his current position, Manning has the responsibility of raising the funds needed to support the capital projects of the Athletic Department.

Nearly 16 years after his playing career ended, Manning is still listed prominently in the Terps' recordbooks including holding the record for consecutive baskets made with 15 during the 1981 season. In addition, he is one of only two players in school history to shoot 75 percent or above from the free throw line during each of his four varsity seasons.

Off the court, Manning was a 1981 Academic All-American and a three-time All-ACC Academic selection. He earned a NCAA Post Graduate Scholarship

upon his graduation from Maryland.

Manning and his wife, Cathy, have a son, Greg, Jr., 10 and a daughter, Courtney, 6, and are residents of Ellicott City, Md.

LEARFIELD COMMUNICATIONS


Learfield Communications was founded in 1972, originally as Missouri Network, Inc., by Clyde Lear and Derry Brownfield. What began as a small farm network, heard over six radio stations, is now a company that provides a wide array of services to hundreds of broadcasters across the country. Besides the sports division, Learfield also does business through four other operating divisions: Farm, News, Satellite and Data.

Learfield Sports is one of the largest sports marketing groups in the country. Besides Maryland, Learfield Sports holds the radio broadcast rights to the University of Missouri, the University of Iowa, Indiana University, Purdue University, the University of Wisconsin, the University of Arizona, the University of Oklahoma and Oklahoma State University. Learfield also distributes the broadcasts of the University of Illinois, Iowa State University and the University of Kansas.

MARYLAND RADIO NETWORK

WBAL-AM	BALTIMORE	1090
WTOP-AM	WASHINGTON, D.C.	1500
WAMD-AM	ABERDEEN	970
WIOO-AM	CARLISLE, PA	1000
WTBO-AM	CUMBERLAND	1450
WSER-AM	ELKTON	1550
WFMD-AM	FREDERICK	930
WARK-AM	HAGERSTOWN	1490
WPTX-AM	LEXINGTON PARK	920
WKHI-FM	POCOMOKE CITY	106.5
WTGM-AM	SALISBURY	960
WTTR-AM	WESTMINSTER	1470

1994-95 in Review



COLE
FIELDHOUSE

1955-1995

Season Review

TERPS RETURN TO THE NATION'S ELITE

The 1994-95 season will long be remembered as a breakthrough season for the Maryland basketball program.

Many accomplishments made the 1994-95 season one of the finest in College Park history.

■ The Terps advanced to the "Sweet 16" of the NCAA Tournament for the second consecutive season, making Maryland one of just five teams to advance to the regional semifinals in each of the past two years.

■ The Terps' 26 victories were the second most in school history and the most in 25 years.

■ The Terps finished the season with a No. 11 ranking by the Associated Press, the highest by a Maryland team since 1980.

■ The Terps tied for the regular season championship of the Atlantic Coast Conference.

■ The Terps' Joe Smith became the first Maryland basketball player to earn National Player of the Year honors.

■ The Terps established new team records: Most points in a season (2,946) and most points in a game (138 vs. Morgan State); they led the ACC in scoring (86.7) and margin of victory (+12.7).

■ The Terps set a new all-time season attendance mark (420,552), and an all-time per game average mark (13,814). Maryland was 19th in the nation in home attendance at Cole and had a 95.3 percent capacity rate for the entire season.

■ The Terps finished undefeated at home (16-0) for only the fourth time in school history.

"Two-hundred-and-ninety-five of 300 NCAA schools would like to have done what we have done in the last two years," said Gary Williams following Maryland's regional semifi-



nal round loss to Connecticut at the Oakland-Alameda County Coliseum. "That's go to the "Sweet 16" back-to-back.

But people's expectations, and my expectations, were to go further than the "Sweet 16" this season after what we did last year and who we had coming back. That makes it tough.

"But we're very proud of what we did and I'm very proud our players got 26 wins and tied for the regular season championship of the ACC. Three years ago, we won two ACC games during the regular season. Once we look past this

game, we'll all appreciate what this team has accomplished."

After 1993-94's breakthrough season, expectations soared for the Terps. The pressure to win did not exist before Maryland's upset of Massachusetts in the NCAA Tournament changed everything. In 1994-95, a first place finish in the ACC was a distinct possibility with five starters back as was a Final Four berth.

The Terps met many of those expectations, leading the ACC in several categories. They finished in a four-way tie for the regular season championship, despite the loss of Williams down the stretch due to pneumonia. In his place, assistant coaches Billy Hahn, Art Perry and Jimmy Patsos led Maryland to a strong 2-2 mark and to the semifinal round of the ACC Tournament. Maryland lost to Final Four participant North Carolina in overtime after defeating Florida State in the ACC Tournament.

"Last year (1993-94), we were picked for the ACC cellar, and this year we finished in a tie for first. That's how far we have come," said National



SUPERLATIVES

CLASS/POINTS/REBOUNDS/STARTS

Seniors (168/56/0)
Juniors (1,535/517/101)
Sophomores (1,111/636/69)
Freshmen (132/65/0)

HONOR ROLL

Keith Booth
Honorable Mention All-ACC

Exree Hipp

Honorable Mention All-ACC
Second Team All-ACC Tournament
Bud Millikan Defensive Player of the Year (Team)
CBS Player of the Game (Gonzaga)

Matt Raydo

WBAL Academic Award (Team)
Mr. Hustle (Team)

Johnny Rhodes

3rd Team All-ACC
CBS Player of the Game (Connecticut)

Duane Simpkins

Honorable Mention All-ACC
Most Assists Award (Team)
Outstanding Free Throw Shooter (Team)

Joe Smith

Consensus National Player of the Year
Naismith Foundation National Player of the Year
Associated Press Player of the Year
United Press International Player of the Year
Basketball America Player of the Year
College Sports Magazine Player of the Year
Eastern Basketball Player of the Year
ACC Player of the Year
ECAC Player of the Year
1st Team All-ACC
5 time ACC Player of the Week
1st Team All-ECAC
NABC 1st Team All-District
USBWA First Team All-District
Most Valuable Player (Team)
Charles "Buck" Williams/Len Elmore Rebounding Award (Team)
Bud Millikan Defensive Player of the Year (Team)
CBS Player of the Game (Texas)

Player of the Year Joe Smith, shortly after playing in his last game as a Terp. "By that measure, yes, this season was a huge success for our program. That's the way that I will look at the season."

Maryland opened at the Maui Invitational. The Terps' strong pre-season


rankings elevated expectations from the start. The Terps defeated Chaminade, the host school, and a tough Utah team before falling to eventual NCAA Participant Arizona State in the championship game.

The regular season was a highlight film of slam

Season Review

TEAM ACCOMPLISHMENTS

- NCAA Tournament "Sweet 16"; Second consecutive season - one of only five teams to advance to the round of 16 in each of the last two years.
- Regular season championship, Atlantic Coast Conference
- 26 Overall victories, second most in school history and most since the 1971-72 season
- Ranked 13th nationally in scoring offense, 86.7 points per game
- Ranked 8th nationally in scoring margin, +12.8
- Ranked 13th nationally in field goal percentage, 49.8 percent
- Ranked 12th nationally in rebound margin, +6.6
- All five starters earned All-Atlantic Coast Conference Honors
- All five starters averaged in double figure scoring for the second consecutive season
- Undefeated at home, 16-0, for only the fourth time in school history
- No. 10 final national Associated Press Ranking; first top 10 finish since the 1980 season and only the sixth national top-10 finish in the programs history.
- National Player-of-the-Year Award winner for the first time in school history.
- Total overall attendance record, 420,552 in 34 games
- Average home attendance record, 13,814 in 16 games
- Team record for points scored in a single season, 2946
- Team record for assists in a single season, 641
- Team record for free throws made in a single season, 697
- Team record for free throws attempted in a single season, 987
- Team record for most points scored in a single game, 138 vs. Morgan State (12-23-94)
- Team record for most points scored in one half, 85, vs. Morgan State (12-23-94)
- Atlantic Coast Conference record for most points scored in one half, 85, vs. Morgan State (12-23-94)
- Team record for free throws made in a single game, 41, vs. Morgan State (12-23-94)
- Team record for most free throws attempted in a single game, 67, vs. Morgan State, (12-23-94)
- Atlantic Coast Conference record for free throws attempted in a single game, 67, vs. Morgan State (12-23-94)
- Team record for three-point field goals made in one game, 11, vs. American (12-30-94)



dunks, buzzer beaters and three-point shots. Maryland swept Clemson, Duke, Florida State, N.C. State, and beat Virginia, North Carolina and Wake Forest at home. In a game that could have propelled the Terps to the top three, they stumbled at Georgia Tech in early February. The Terps lost to Virginia on the final day of the regular season to tie the conference standings in knots.

Outside of the ACC, the Terps played a competitive national schedule in which they were able to display their talents on national television. The Terps played well against Massachusetts in the Baltimore Arena and defeated Cincinnati, 74-72, in a game played in the Alamodome in San Antonio, Texas.

Statistically, Maryland was a handful. In addition



to leading the conference in scoring, margin of victory and ranking second in field goal percentage (.498), the Terps finished first in rebound margin (+6.5) and steals (8.9). Despite establishing the school record for points in a season, the Terps ranked eighth in three-point shooting (.353).

Many speculated the team missed Williams, who

became ill prior to the Terps' game versus Duke in Cameron Indoor Stadium. Williams missed the final two regular season games and the ACC Tournament. He returned for the Terps NCAA Tournament run as the Terps recorded a 2-1 mark.

"It was the most unusual season I have ever had," said Williams, who had never before missed a

game because of illness.

In addition to Smith, Maryland's talented starters elevated their games. Johnny Rhodes found his shooting range more often than not, while Exree Hipp was among the best defenders in the nation and peaked as the Terps came down the stretch. Keith Booth was consistent throughout the entire season, and defensively was without many peers in the ACC. Duane Simpkins played well all season and keyed the Terps in all three rounds of the NCAA Tournament. All five starters averaged in double figures for the second consecutive season.

The bench played extraordinarily well. Mario Lucas and senior Wayne Bristol were impact players coming off the bench throughout the season. Williams went with a mostly seven-man rotation. But Rodney Elliott's playing time increased down the stretch. Guard Matt Kovarik slumped early, but regained his confidence and was able to assume a defensive stopper's role. Sarunas Jasikevicius also gained a form that helped him throughout the course of

the season.

The Terps' success brought increased local and national media attention. Smith attracted much of the attention during his National Player of the Year campaign, and the resulting speculation about his collegiate or professional future. Stories appeared in many national publications, including a five page spread in Sports Illustrated, following the Terps victory over No. 1 North Carolina.

Tickets for games in Cole Field House became increasingly hard to obtain, and students camped out for 24 hours to pick-up tickets for Maryland's battle versus UNC. It was called the largest student turnout for basketball tickets by Maryland students ever by athletic department officials.

"I like our team next season," said Gary Williams, following his team's loss to Connecticut in the West Region semifinals of the NCAA Tournament. "I like our team because even without Joe we have four starters back and look at how many players the rest of the ACC loses. We have some great recruits. We'll be ready to play whatever the circumstances."

Maryland Men's Basketball — 1994-95 Final Season Statistics

Final Record: 26-8, 12-4 ACC (T1st)

PLAYER	/—TOTAL—/							OFF			DEF			TOT					
	G-GS	FG-FGA	.PCT	3P-3PA	.PCT	FT-FTA	.PCT	PTS	AVG	REB	REB	REB	AVG	PF-D	AST	TO	BK	ST	MIN
Joe Smith	34-34	245-424	.578	9-21	.429	209-282	.741	708	20.8	135	227	362	10.7	87-3	40	73	97	51	1110
Johnny Rhodes	34-34	190-362	.525	45-120	.375	50-72	.694	475	14.0	77	102	179	5.3	99-5	126	76	18	85	1114
Exree Hipp	34-34	170-331	.514	22-69	.319	99-151	.656	461	13.6	65	76	141	4.2	85-1	109	75	10	32	1046
Keith Booth	34-34	126-277	.455	3-23	.130	114-164	.695	369	10.9	88	159	247	7.3	106-4	76	102	13	43	949
Duane Simpkins	34-33	106-238	.445	40-105	.381	106-126	.841	358	10.5	10	62	72	2.1	74-0	162	96	10	28	1109
Mario Lucas	34-0	87-207	.420	22-57	.386	45-78	.577	241	7.1	47	78	125	3.7	50-0	23	26	9	14	522
Wayne Bristol	34-0	47-101	.465	18-52	.346	21-33	.636	133	3.9	18	22	40	1.2	30-1	31	2	4	19	345
S. Jasikevicius	29-0	29-65	.446	14-37	.378	17-21	.810	89	3.1	6	13	19	0.7	24-1	22	17	1	10	178
Donny Judd	10-0	5-11	.455	1-5	.200	5-9	.556	16	1.6	2	3	5	0.5	2-0	3	3	0	1	22
Kurtis Shultz	12-0	7-11	.636	3-6	.500	2-2	1.00	19	1.6	2	9	11	0.9	2-0	1	3	0	3	37
Rodney Elliott	30-0	14-28	.500	1-5	.200	14-27	.519	43	1.4	18	28	46	1.5	34-0	13	13	5	7	166
Matt Raydo	12-0	4-9	.445	0-3	.000	4-5	.800	12	1.0	1	5	6	0.5	4-0	8	1	0	3	35
Matt Kovarik	31-1	5-16	.313	1-5	.200	11-17	.647	22	0.7	7	20	27	0.9	35-0	27	21	1	6	192
Team												87							
Maryland Totals	34-34	1035-2080	.498	179-508	.352	697-987	.706	2946	86.7	476	804	1367	40.2	632-15	641	508	168	302	6825
Opponent Team												97							
Opponent Totals	34-34	923-2098	.440	241-685	.352	427-651	.656	2514	73.9	398	647	1142	33.6	727-34	511	573	149	220	6825


SCORE BY PERIOD	1	2	OT	OT	TOTAL	DEADBALL REBOUNDS
Maryland	1353	1587	6	0	2946	132
Opponents	1147	1356	11	0	2514	93

Maryland Men's Basketball — 1994-95 Final ACC Statistics Only

Final ACC Record: 12-4, (T1st)

PLAYER	/—TOTAL—/							OFF			DEF			TOT					
	G-GS	FG-FGA	.PCT	3P-3PA	.PCT	FT-FTA	.PCT	PTS	AVG	REB	REB	REB	AVG	PF-D	AST	TO	BK	ST	MIN
Joe Smith	16-16	117-201	.582	1-3	.333	100-128	.781	335	20.9	64	109	173	10.8	38-1	25	30	42	20	543
Johnny Rhodes	16-16	82-157	.522	20-50	.400	19-28	.679	203	12.7	27	52	79	4.9	50-3	54	33	12	33	563
Duane Simpkins	16-16	58-131	.443	20-54	.370	54-60	.900	190	11.9	7	29	36	2.3	33-0	79	44	4	10	554
Exree Hipp	16-16	67-141	.475	13-40	.325	39-55	.709	186	11.6	27	33	60	3.8	42-0	48	39	7	13	511
Keith Booth	16-16	55-125	.440	2-13	.154	52-74	.703	164	10.3	34	63	97	6.1	52-2	35	45	6	25	466
Mario Lucas	16-0	31-91	.341	8-26	.308	11-25	.440	81	5.1	20	33	53	3.3	22-0	7	10	4	5	226
Wayne Bristol	16-0	17-33	.515	8-19	.421	4-9	.445	46	2.9	7	8	15	0.9	10-0	4	1	1	2	57
S. Jasikevicius	15-0	6-18	.333	6-15	.400	2-2	1.00	20	1.3	2	6	8	0.5	7-0	6	6	1	2	60
Rodney Elliott	14-0	3-7	.429	1-2	.500	3-6	.500	10	0.7	4	13	17	1.2	10-0	4	1	1	2	57
Matt Kovarik	13-0	1-3	.333	1-2	.500	3-4	.750	6	0.5	3	5	8	0.6	14-0	9	8	0	4	77
Donny Judd	2-0	0-0	.000	0-0	.000	0-2	.000	0	0.0	0	1	1	0.5	0-0	0	1	0	0	2
Matt Raydo	2-0	0-0	.000	0-0	.000	0-0	.000	0	0.0	0	0	0	0.0	0-0	1	0	0	0	2
Kurtis Shultz	2-0	0-0	.000	0-0	.000	0-0	.000	0	0.0	0	0	0	0.0	0-0	0	0	0	0	2
Team												37							
Maryland Totals	16-16	437-907	.482	80-224	.357	287-393	.730	1241	77.6	195	352	584	36.5	277-6	272	218	78	116	3200
Opponent Team												42							
Opponent Totals	16-16	425-959	.443	120-332	.362	196-283	.693	1166	72.9	173	298	513	32.1	301-5	252	236	83	102	3200

Historical Terps



COLE

FIELDHOUSE

1955-1995

LETTERWINNERS

"A"

Acito, Joseph, 1944
 Adams, Donald, 1926-27-28
 Adkins, Jeff, 1982-83-84-85
 Allen, John, 1929
 Allen, Benjamin, 1936-37
 Archer, Rudy, 1988
 Anderson, Mike, 1990
 Andorka, William, 1935
 Arsnworthy, Frank, 1949-50
 Auslander, Brian, 1969, 71
 Avery, John, 1966-67-68

"B"

Baitz, Edward, 1942-43
 Baker, Harmon, 1925
 Balachow, David, 1945
 Baldwin, Taylor, 1979-80-81-82
 Barton, Joseph, 1962
 Baxter, Jeff, 1983-84-85-86
 Beamer, Francis, 1938-39
 Beatty, William, 1924-25-26
 Bechtle, Gerald, 1958-59-60
 Behr, Samuel, 1945
 Berger, Louis, 1930-31-32
 Bengoechea, Adam, 1938-39-40
 Berlin, H.S., 1918-19
 Bias, Leonard, 1983-84-85-86
 Bilney, John, 1977-78-79-80
 Blank, Charles, 1970-71-72
 Blumberg, Norman, 1960-61
 Bodell, Bob, 1971-72-73
 Body, Robert, 1971-72-73

Boland, Samuel, NA
 Booth, Keith, 1994-95
 Bosley, Robert, 1945
 Bosnic, Nick, 1994
 Boston, Lawrence, 1976-77-78
 Bowie, William, 1936-37
 Boyd, Arthur, 1925-26-27
 Boyle, John, 1975-76
 Branch, Adrian, 1982-83-84-85
 Brawley, C. Lee, 1949-50-51-52
 Brayton, Neil, 1864-65-66
 Brenner, John, 1942
 Bristol, Wayne, 1992-93-94-95
 Broadnax, Vince, 1989-90-91
 Brooks, Ronald, 1952-53-54
 Brown, Darrell, 1971-72-73
 Brown, Owen, 1973-74-75
 Brown, William, 1936-37
 Bryant, Bernard, 1935
 Bryant, William, 1936-37
 Bryant, William, 1977-78
 Buckley, John, 1945
 Bunge, Al, 1958-59-60
 Burch, Samuel, 1943
 Burger, Joseph, 1924-25
 Burns, Evers, 1990-91-92-93
 Burton, Tim, 1984-85-86-87
 Buscher, Alton, 1932-33-34
 Buscher, Bernard, 1934-35-36
 Butler, Jay, 1953

"C"

Campbell, William, 1945
 Cardwell, Lee, 1925-26
 Carlson, Phillip, 1963-64-65
 Carpenter, Conrad, 1962-63
 Carter, Harold, 1934
 Cartwright, Mark, 1972
 Chalmers, George, 1930-31-32
 Chamberlain, Kevin, 1990
 Chase, Spencer, 1932-33-34
 Chong, Eddie, 1989-90
 Chronister, Jon, 1991-92
 Clark, Jackie, 1964-65-66
 Cohen, Morris, 1932
 Cole, Kenneth, 1913-14
 Coleman, Ben, 1983-84
 Collins, James, 1938
 Connelly, Thomas, 1951
 Crawford, Mark, 1977
 Crescenze, Edward, 1948
 Crosthwait, Samuel, 1927
 Cutler, Robert, 1958

"D"

Daly, Edward, 1935
 Danko, Eugene, 1958-59
 Davis, Brad, 1975-76
 Davis, Michael, 1977-78
 Davis, Nick, 1956-57-58
 Davis, Todd, 1990-91-92
 Day, S.E., 1913
 Dean, Thurston, 1927-28-29
 Darstyn, R.S., 1914
 DeCosmo, Michael, 1964-65
 Dewitt, George, 1939-40
 Dickerson, David, 1986-87-88-89
 Diffie, Granville, 1950
 Dilworth, Robert, 1953-54-55
 Downing, Matt, 1991-92
 Drescher, Richard, 1967-68
 Driesell, Charles, 1982-83-84-85



Derrick Lewis, among the all-time best defenders in school history, was a four-year letter-winner, 1985-88.

Dudley, Aaron, 1991-92
 Dunlap, Howard, 1956
 Du Vall, Mearle, 1940, 1942
 Dyer, Harold, 1934

"E"

Edwards, John, 1946-47-48-49
 Eicher, Robert, 1961-62-63
 Eiseman, John, 1918-19
 Elmore, Len, 1972-73-74
 Englebert, Erwin, 1944
 Ensor, Lionel, 1924-25-26
 Eskin, Neal, 1981-82-83-84
 Etienne, Max, 1989-90
 Evans, Warren, 1933
 Evans, William, 1928-29-30
 Everett, Robert, 1953-54-55

"F"

Faber, John, 1924-25-26-27
 Farmer, Edward, 1983
 Farrell, Shawn, 1978
 Fellows, Frank, 1951, 1953
 Fennel, E.O., 1944
 Ferguson, Scott, 1962-63-64
 Feters, Robert, 1941-42
 Fern, Gustav, 1957
 Finniff, Doug, 1991
 Flowers, Jay, 1970
 Flynn, John, 1944-45-46
 Fothergill, Mark, 1980, 82-83-84
 Franklin, James, 1964-65-66
 Franklin, William, 1965-66
 Fuqua, Frank, 1955

"G"

Garrett, Ashton, 1941
 Gatlin, Keith, 1984-85-86, 88
 Gaylor, Robert, 1929-30
 Gell, David, 1991
 Gibson, Lawrence, 1976-77-78-79
 Gilbert, H.D., 1919

Gilmore, Jack, 1941
 Gleasner, John, 1946
 Gordley, Larry, 1972
 Graham, Ernest, 1978-79-80-81
 Greco, Ralph, 1952-53-54
 Greenspan, Gerald, 1961-62-63
 Gregg, David, 1986
 Groves, John, 1924
 Guckeyson, Bill, 1935, 37

"H"

Hahn, William, 1974-75-76
 Hall, Irving, 1924
 Halleck, James, 1957-58-59
 Hammerlund, Robert, 1937
 Hankin, Robert, 1950
 Hardiman, Robert, 1955-56-57
 Harrington, Joseph, 1965-66-67
 Hart, Robert, 1978-79
 Hathaway, Jeff, 1978-79
 Headley, Coleman, 1938
 Heagy, Al, 1928-29-30
 Heatley, Jack, 1945
 Heil, George, 1940
 Heise, John, 1946-47
 Henderson, David, 1977, 1979-80
 Hess, Harry, 1930-31
 Hetzel, Fred, 1928-29-30
 Hetzel, Will, 1968-69-70
 Hilden, Charles, 1968-69-70
 Hipp, Exree, 1993-94-95
 Hisle, John, 1932
 Hoffecker, Thomas, 1945
 Holbert, Peter, 1981-82-83-84
 Hood, Steve, 1987-88
 Horn, Hechertm, 1942
 Horst, Rod, 1968-69-70
 Horton, Frank, 1992
 Housley, Samuel, NA
 Howard, Maurice, 1973-74-75-76


Hughes, Harry, 1946
 Huntemann, Charles, 1913-14
 Hunter, Jo Jo, 1977-78

"J"

Jackson, William, 1951
 Jackson, Reggie, 1979-80-81-82
 Jaeck, Paul, 1945
 James, Robert, 1942-43
 Jarmoska, George, 1941
 Jasikevicius, Sarunas, 1995
 Jelus, Paul, 1960-61-62
 Johnson, Edward, 1937-38-39
 Johnson, James, 1951-52
 Johnson, John, 1986-87-88-89
 Johnson, Julius, 1967-68-69
 Jones, Thomas, 1985-86
 Jones, William, 1966-67-68
 Judd, Donny, 1994-95

"K"

Kaluzienski, Matt, 1989-90
 Kann, R.S., 1918
 Kaplan, Zev, 1955
 Karver, Mark, 1987-88
 Kassel, Steve, 1979-80-81
 Kasoff, Mitch, 1987-88-89-90
 Kebeck, Steve, 1970-71
 Keene, Robert, 1946
 Keller, Charles, 1935-36-37
 Kelleher, Charles, 1960-61-62
 Kerwin, Chris, 1992-93
 Kessler, Robert, 1954-55-56
 King, Albert, 1978-79-80-81
 Kinsman, James, 1943
 Knepley, George, 1937-38-39
 Knepley, Robert, 1942
 Knode, Robert, 1919
 Koffenberger, Dick, 1950-51-52
 Kovarik, Matt, 1994-95
 Krukar, Pete, 1958-59-60



Buck Williams, one of the greatest rebounders in school history, earned three varsity letters before leaving school for the National basketball Association.

LETTERWINNERS

"L"

Ladd, Robert, 1957
 Lake, William, 1946
 Lann, Alvin, 1948, 50
 Leuci, Victor, 1954
 Levin, Julius, 1933
 Levin, Morris, 1952-53
 Levine, Frank, 1933
 Lewis, Cedric, 1988-89-90-91
 Lewis, Derrick, 1985-86-87-88
 Lewis, Robert, 1964
 Linkous, Fred, 1926-27-28
 Long, Terry, 1984-85-86
 Lucas, John, 1973-74-75-76
 Lucas, Mario, 1993-94-95
 Luney, William, NA

"M"

MacDonald, Jan, 1968
 Mack, Charles, 1949-50
 Madigan, George, 1928-29-30
 Magid, Brian, 1976-77
 Mania, George, 1951-52-53
 Manning, Greg, 1978-79-80-81
 Marshal, Alfred, NA
 Marshall, Ted, 1960-61-62
 Martin, Jesse, 1989-90
 Massenbun, Tony, 1986, 1988-89-90
 May, Charles, 190-31-32
 Mays, H.W., 1911
 McCarthy, John, 1936-37-38
 McCoy, Teyon, 1987-88, 90
 McCudy, Bruce, 1949
 McDonald, Robert, 1959, 61
 McDonald, Leib, 1941
 McGinnis, Wayne, 1957
 McHale, Richard, 1971
 McLnton, Kevin, 1990-91-92-93
 McMillen, James, 1965-66-67
 McMillen, Thomas, 1972-73-74
 McNeil, Charles, 1958-59
 McWilliams, Samuel, 1963-64
 Mercer, Alvin, 1973-74
 Merna, James, 1956
 Michelson, Sheldon, 1967-68
 Miller, Thomas, 1966
 Milroy, Thomas, 1968-69-70
 Mobus, Paul, 1936-37
 Mondorf, Pershing, 1939-40
 Mont, Thomas, 1942-43, 47
 Moore, Dwight, 1953
 Moore, Perry, 1956-57-58
 Moran, Donald, 1951-52-53
 Morin, Matt, 1990-91-92
 Morley, Greg, 1979-80-81-82
 Morris, Alan, 1972-73
 Morris, John, 1932
 Morris, William, 1913-14
 Mueller, Richard, 1964
 Muiltz, Milton, 1937-38, 40
 Murphy, William, 1957-58-59
 Murray, Robert, 1948, 50
 Mustaf, Jerrod, 1989-90

"N"

Nacincik, John, 1956-57-58
 Nakannua, Jeff, 1973
 Nared, Greg, 1986-87-88-89
 Neal, John, 1971-72
 Nevin, Phil, 1987
 Newsome, John, 1975-76
 Nofsinger, Michael, 1960-61-62

Norris, John, 1930-31-32
 Nuttle, Byron, 1943

"O"

O'Brien, James, 1971-72-73
 O'Brien, Robert, 1955-56-57
 Ochsenreiter, Eugene, 1939-40-41

"P"

Plamer, Bryanm, 1983, 85
 Parker, Alvin, 1924
 Patton, Chris, 1975-76
 Pavlos, John, 1975-76-77
 Peck, Malvin, 1944, 47
 Peebles, Irving, 1924
 Petrovic, Nemanja, 1993
 Pinocci, Peter, 1946
 Pittman, Charles, 1981-82
 Pitzer, John, 1930-31
 Poling, William, 1946
 Porac, Richard, 1972-73-74
 Prins, Curtis, 1957

"R"

Radice, Julius, 1928-29-30
 Ready, Michael, 1919
 Rainge, Alan, 1992
 Raydo, Matt, 1994-95
 Rea, William, 1938-39-40
 Reyes, Andre, 1987
 Rhodes, Johnny, 1993-94-95
 Rivers, Steve, 1981-82-83
 Robinson, Jonathan, 1980-81
 Roe, Matt, 1991
 Ronkin, Edward, 1930-31-32
 Rooney, Partick, 1930
 Roy, Thomas, 1973-74-75

"S"

Sandbower, John, 1954-55-56
 Sanders, Harvey, 1970
 Schaufler, Charles, 1955-56
 Scheele, Thomas, 1935
 Schmidt, Francis, 1933
 Schroeder, David, 1961
 Schuerholz, Donald, 1942-43, 47
 Schultz, Logan, 1938
 Shaffer, Richard, 1939
 Shanahan, Gerry, 1960
 Sheppard, Steve, 1975-76-77
 Shrader, Eric, 1977-78-79
 Shue, Gene, 1952-53-54
 Shultz, Kurtis, 1992-93-94-95
 Shumate, John, 1947
 Siegrist, Ronald, 1948-49
 Simpkins, Duane, 1993-94-95
 Simms, Harvey, 1939
 Smallwood, Lawrence, 1928-29
 Smith, Bernard, 1948-49-50
 Smith, Garfield, 1991-92
 Smith, Joe, 1994-95
 Snyder, Robert, 1933-34
 Sothoron, Norwood, 19934-35
 Stasiulatis, William, 1961-62-63
 Steiner, Carlton, 1942
 Steinman, Edward, 1964
 Stevens, James, 1918
 Stevens, Myron, 1925-26-27
 Stieber, Fred, 1933
 Still, James, 1970-71
 Stobaugh, Richard, 1969
 Stone, Junior, 1918-19



Lawrence Gibson scored 1,198 points during his four varsity seasons, 1976-1979.



Charlie McNeil led Maryland in scoring during both years of his varsity career, 1958-59.

Strachan, John, 1951
 Suder, George, 1964
 Suit, Jack, 1941
 Sullivan, William, 1969
 Supplee, William, 1924-25-26
 Sweeney, Daniel, 1963
 Swetnam, Stan, 1974

"T"

Taylor, Richard, 1949
 Thibeault, Mike, 1991-92-93
 Thomas, Fred, 1936-37
 Thurston, Robert, 1955
 Tiffany, Al, 1993-95
 Tillman, James, 1976-77
 Tomlinson, Chris, 1992-95
 Traps, Ernest, 1942-43
 Trimble, Japeth, 1972-73
 Troxell, Walter, 1924-25-26
 Truax, Terry, 1967-68
 Tull, J.J., 1914
 Turyn, Victor, 1946-47
 Tuschak, Richard, 1944

"U"

Ullman, Bernard, 1941

"V"

Vannais, Leon, 1940
 Veal, Herman, 1981-82-83-84
 Vincent, J.M., 1914
 Vincent, Rufus, 1932-33-34

"W"

Wainwright, Troy, 1988-89-90
 Walker, George, 1933
 Walker, Rodney, 1988
 Waller, Edward, 1947
 Walsh, John, 1992-93
 Ward, Gary, 1964-65-66
 Walters, Albert, 1935-36-37
 Weber, George, 1933
 Webster, David, 1954-55



Albert King, the second leading scorer in school history with 2,058 points, earned four varsity letters, 1978-81.

Weidinger, Charles, 1940
 Weingarten, Julian, 1957-58
 Wharton, James, 1941
 Wheeler, Waverly, 1936-37-38
 White, Joseph, 1942
 White, Howard, 1971-72-73
 Wiles, F. Michael, 1969-70
 Wiles, Peter, 1960
 Williams, Charles, 1979-80-81
 Williams, Gary, 1965-66-67
 Williams, Walt, 1989-90-91-92
 Wilson, Robert, 1931-32
 Wilson, Robert, 1960-61
 Wilson, Len, 1913
 Winnemore, Augustine, 1929

Wise, Richmond, 1964-65-66
 Woodward, Arthur, 1940-41
 Worthington, Charles, 1969
 Worstell, Tom, 1987
 Wright, Spencer, 1948-49

"Y"

Yates, Barry, 1971
 Yordy, Robert, 1945, 49
 Young, Curley, 1990
 Young, Thomas, 1953-54, 58
 Yowell, Roy, 1934

"Z"

Zalesak, Emanuel, 1924
 Zimmerman, James, 1935

ACC AWARD WINNING TERPS

ACC Player of the Year

1979-80
Albert King
1984-85
Len Bias
1985-86
Len Bias
1994-95
Joe Smith

ACC Rookie of the Year

1978-79
Buck Williams
1993-94
Joe Smith

ACC Coach of the Year

1974-75
Left Driesell
1979-80
Lefty Driesell

All-Atlantic Coast Conference

1953-54
Gene Shue (1st Team)
1954-55
Bob Kessler (2nd Team)
1955-56
Bob Kessler (2nd Team)
1956-57
Bob O'Brien (2nd Team)
1957-58
Nick Davis (2nd Team)
John Nacincik (2nd Team)
1958-59
Charles McNeil (2nd Team)
1959-60
Bob McDonald (2nd Team)
1960-61
Bob McDonald (2nd Team)
1962-63
Jerry Greenspan (2nd Team)
1964-65
Jay McMillen (2nd Team)
1965-66
Gary Ward (2nd Team)
1968-69
Will Hetzel (2nd Team)
1969-70
Will Hetzel (2nd Team)
1970-71
Jim O'Brien (2nd Team)
1971-72
Tom McMillen (1st Team)
Len Elmore (2nd Team)
1972-73
Tom McMillen (1st)
Len Elmore (2nd)
1973-74
Len Elmore (1st Team)
John Lucas (1st Team)
1974-75
John Lucas (1st Team)
Own Brown (2nd Team)
Brad Davis (2nd Team)
Maurice Howard (2nd Team)

1975-76
John Lucas (1st Team)
1976-77
Brad Davis (2nd Team)
1978-79
Larry Gibson (2nd Team)
1979-80
Albert King (1st Team)
Greg Manning (2nd Team)
Buck Williams (2nd Team)
1980-81
Albert King (2nd Team)
Buck Williams (2nd Team)
1982-83
Adrian Branch (2nd Team)
Ben Coleman (2nd Team)
1983-84
Ben Coleman (2nd Team)
1984-85
Len Bias (1st Team)
Adrian Branch (2nd Team)
1985-86
Len Bias (1st Team)
1986-87
Derrick Lewis (2nd Team)
1988-89
Tony Massenburg (3rd Team)
Jerrod Mustaf (3rd Team)
1990-91
Mat Roe (3rd Team)
1991-92
Walt Williams (1st Team)
1993-94
Joe Smith (1st Team)
Keith Booth (HM)
Exree Hipp (HM)
Johnny Rhodes (HM)
Duane Simpkins (HM)
1994-95
Joe Smith (1st Team)
Johnny Rhodes (3rd Team)
Keith Booth (HM)
Exree Hipp (HM)
Duane Simpkins (HM)
All-ACC Tournament
1954
Gene Shue (1st team)
1956
Bob Kessler (2nd Team)
1957
John Nacincik (2nd Team)
1958
Nick Davis (1st Team)
Charles McNeil (1st Team)
Al Bunge (2nd Team)
1961
Bill Stasiulatis (2nd Team)
1962
Jerry Greenspan (2nd Team)
1965
Jay McMillen (2nd Team)
Gary Ward (2nd Team)

1972
Tom McMillen (1st Team)
Jim O'Brien (2nd Team)
Len Elmore (1st Team)
1975
Maurice Howard (1st Team)
1976
Brad Davis (1st Team)
1978
Lawrence Boston (1st Team)
Larry Gibson (2nd Team)
1979
Larry Gibson (2nd Team)
1980
Albert King (1st Team)
Greg Manning (1st team)
Ernest Graham (2nd Team)
Buck Williams (2nd Team)
1981
Albert King (1st Team) (MVP)
Buck Williams (1st Team)
Ernest Graham (2nd Team)
1984
Len Bias (1st Team) (MVP)
Ben Coleman (1st Team)
Adrian Branch (2nd Team)
1986
Len Bias (1st Team)

1988
Keith Gatlin (2nd Team)
1989
Tony Massenburg (1st Team)
1992
Walt Williams (2nd Team)
1995
Joe Smith (2nd team)
Exree Hipp (2nd Team)

ACC Player of the Week

1972-73
Tom McMillen
Jim O'Brien
1973-74
John Lucas
Len Elmore
1974-75
Tom Roy (2 Times)
John Lucas (2 Times)
1975-76
Steve Sheppard
Maurice Howard
John Lucas
1977-78
Lawrence Boston
1978-79
Ernest Graham
Albert King
Greg Manning
1979-80
Albert King (2 Times)
Greg Manning

1980-81
Albert King (2 Times)
1982-83
Adrian Branch
Herman Veal
1983-84
Ben Coleman (2 Times)
Jeff Adkins
Adrian Branch
1984-85
Len Bias
Adrian Branch
1985-86
Len Bias (2 Times)
1986-87
Derrick Lewis
1987-88
Derrick Lewis
1988-89
John Johnson
1989-90
Tony Massenburg
1991-92
Walt Williams
1992-93
Kevin McLinton
1994-95
Joe Smith (2 Times)
Johnny Rhodes
ACC Rookie of the Week
1970-71
Jim O'Brien (2 Times)
Darrell Brown
Howard White
1971-72
Tom McMillen (4 Times)
Len Elmore
1972-73
John Lucas (2 Times)
1974-75
Brad Davis (3 Times)
Steve Sheppard
1975-76
Larry Gibson
Lawrence Boston
1976-77
Bill Bryant (2 Times)
Mike Davis
Jo Jo Hunter
1977-78
Greg Manning (2 Times)
Albert King
1978-79
Buck Williams (3 Times)
1981-82
Adrian Branch (3 Times)
1982-83
Ben Coleman (2 Times)
1983-84
Keith Gatlin
1984-85
Derrick Lewis (3 Times)
1985-86
John Johnson
1986-87
Teyon McCoy (2 Times)
Steve Hood
1987-88
Brian Williams (2 times)



Derrick Lewis (33) is an important player in Maryland basketball history. He was awarded the Alvin Aubinoe Greatest Career Contribution award in 1988.

Maryland Terrapins



Joe Smith is one of only two players in ACC history to be named the conference Rookie of the Year and the conference Player of the Year in consecutive seasons.

1988-89
 Jerrod Mustaf (3 Times)
 1990-91
 Garfield Smith
 1992-93
 Exree Hipp (2 Times)
 Johnny Rhodes (2 Times)
 1993-94
 Joe Smith (6 Times) -
All-Southern Conference

1930-31
 Bosey Berger
 Ed Ronkin
 1932-33
 Rufus Vincent
 1935-36
 Bernie Buscher
 Vic Willis
 1937-38
 George Knepley
 1938-39
 George Knepley
 Eddie Johnson
 George DeWitt
 1944-45
 Jack Flynn
 1948-49
 Lee Brawley

**All-Southern Conference
 Tournament**
 1931
 Bosey Berger
 Ed Ronkin
 1939
 George Knepley
 1945
 Jack Flynn
 1951
 Dick Koffenberger
 1953
 Gene Shue (MVP)

Academic All-America
 1971-72
 Tom McMillen (1st Team)
 1972-73
 Tom McMillen (1st Team)
 1973-74
 Tom McMillen (1st Team)
 1980-81
 Greg Manning (2nd Team)
 1990-91
 Matt Roe (1st Team)
 Phi Beta Kappa
 1978-79
 Eric Shrader

**NCAA Post-graduate
 Scholarship**
 1970
 Tom Milroy (alt.)
 1974
 Tom McMillen
 1981
 Greg Manning
 1991
 Matt Roe


All-ACC Academic
 1966-67
 Jay McMillen
 1968-69
 Tom Milroy
 1971-72
 Tom McMillen
 1972-73
 Tom McMillen
 1973-74
 Tom McMillen
 1976-77
 Steve Sheppard
 Brian Magid
 1978-79
 Greg Manning
 1979-80
 Greg Manning

1980-81
 Greg Manning
 1983-84
 Charles Driesell
 1984-85
 Charles Driesell
 1990-91
 Matt Roe
Scholar-Athlete Award
 1989-90
 Matt Roe
 1990-91
 Matt Roe
 1991-92
 Vince Broadnax
 1992-93
 Kurtis Shultz
 1993-94
 Matt Raydo
 1994-95

Most Valuable Player
 1969-70
 Rod Horst
 1970-71
 Barry Yates
 1971-72
 Len Elmore
 1972-73
 Tom McMillen
 1973-74
 Tom McMillen
 1974-75
 John Lucas
 1975-76
 Maurice Howard
 1976-77
 Larry Gibson
 1977-78
 Larry Gibson
 1978-79
 Larry Gibson
 1979-80
 Albert King
 1980-81
 Albert King
 1981-82
 Adrian Branch
 1982-83
 Adrian Branch
 Ben Coleman
 1983-84
 Ben Coleman
 1984-85
 Len Bias
 1985-86
 Len Bias
 1986-87
 Derrick Lewis
 1987-88
 Derrick Lewis
 1988-89
 Tony Massenburg
 1989-90
 Tony Massenburg
 1990-91
 Matt Roe
 1991-92
 Walt Williams

1992-93
 Kevin McLinton
 1993-94
 Joe Smith
 1994-95
 Joe Smith
Most Improved Player
 1969-70
 Sparky Still
 1970-71
 Jim O'Brien
 1971-72
 Darrell Brown
 1972-73
 John Lucas
 1973-74
 Owen Brown
 1974-75
 Maurice Howard
 1975-76
 Brad Davis
 1976-77
 Lawrence Boston
 1977-78
 Greg Manning
 1978-79
 Ernest Graham
 1979-80
 Taylor Baldwin
 1980-81
 Steve Rivers
 1981-82
 Charles Pittman
 1982-83
 Len Bias

1983-84
 Terry Long
 1984-85
 Jeff Baxter
 Tom Jones
 1985-86
 Jeff Baxter
 1986-87
 Dave Dickerson
 1987-88
 Tony Massenburg
 1988-89
 Cedric Lewis
 1989-90
 Jesse Martin
 1990-91
 Kevin McLinton
 1991-92
 Evers Burns
 1992-93
 Chris Kerwin
 1993-94
 Mario Lucas
 Duane Simpkins
 1994-95
 Wayne Bristol
**Alvin Aubinoe Greatest
 Career Contribution**
 1969-70
 Will Hetzel
 1970-71
 Jay Flowers
 1971-72
 Charlie Blank



Matt Roe (4) was a first team Academic All-American in 1991; he is one of four Academic All-American selections for the Maryland basketball program.



Billy Hahn (21) a current Terps assistant coach, was a team captain and earned the award for greatest career contribution in 1975.

- 1972-73
- Jim O'Brien
- 1973-74
- Tom McMillen
- 1974-75
- Billy Hahn
- 1975-76
- John Lucas
- 1976-77
- John Pavlos, Mgr.
- 1977-78
- Lawrence Boston
- 1978-79
- Larry Gibson
- 1979-80
- John Bilney
- 1980-81
- Albert King
- 1981-82
- Dutch Morley
- 1982-83
- Adrian Branch
- 1983-84
- Jeff Adkins
- 1984-85
- Charles Driesell
- 1985-86
- Len Bias
- 1986-87
- not awarded
- 1987-88
- Derrick Lewis
- 1988-89
- Dave Dickerson
- 1989-90
- Tony Massenburg

- 1990-91
- Cedric Lewis
- 1991-92
- Walt Williams
- 1992-93
- Evers Burns
- Newcomer of the Year**

- 1987-88
- Brian Williams
- 1988-89
- Jerrod Mustaf
- 1989-90
- Evers Burns
- 1990-91
- Garfield Smith
- 1991-92
- John Walsh
- 1992-93
- Exree Hipp
- Johnny Rhodes
- Coaches' Award
- 1989-90
- Jerrod Mustaf
- 1990-91
- Cedric Lewis
- 1991-92
- Garfield Smith
- 1992-93
- Kurtis Schultz

Chris Patton Rebounding Award

- 1969-70
- Rod Horst
- 1970-71
- Barry Yates
- 1971-72
- Len Elmore
- 1972-73
- Len Elmore
- 1973-74
- Len Elmore
- 1974-75
- Tom Roy
- 1975-76
- Lawrence Boston
- 1976-77
- Larry Gibson
- 1977-78
- Larry Gibson
- 1978-79
- Buck Williams
- 1979-80
- Buck Williams
- 1980-81
- Buck Williams
- 1981-82
- Herman Veal
- 1982-83
- Ben Coleman
- 1983-84
- Ben Coleman
- 1984-85
- Len Bias
- 1985-86
- Len Bias
- 1986-87
- Derrick Lewis
- 1987-88
- Derrick Lewis

- 1988-89
- Tony Massenburg
- Buck Williams Rebounding Award**

- 1989-90
- Tony Massenburg
- 1990-91
- Cedric Lewis
- 1991-92
- Evers Burns
- 1992-93
- Evers Burns
- 1993-94
- Joe Smith
- Buck Williams/Len Elmore Rebounding Award**

Bud Millikan Defensive Player of the Year

- 1990-91
- Vince Broadnax
- Cedric Lewis
- 1991-92
- Vince Broadnax
- 1992-93
- Kevin McLinton
- 1993-94
- Johnny Rhodes
- 1994-95
- Exree Hipp
- Joe Smith
- Mr. Hustle Award**
- 1989-90
- Vince Broadnax
- 1990-91
- Vince Broadnax

- 1991-92
- Chris Kerwin
- 1992-93
- Mike Thibeault
- 1993-94
- Keith Booth
- 1994-95
- Matt Raydo

Outstanding Free Throw Shooter

- 1989-90
- Walt Williams
- 1990-91
- Walt Williams
- 1991-92
- Kevin McLinton
- 1992-93
- Kevin McLinton
- 1993-94
- Duane Simpkins
- 1994-95
- Duane Simpkins

Most Assists Award

- 1989-90
- Walt Williams
- 1990-91
- Kevin McLinton
- 1990-91
- Kevin McLinton
- 1991-92
- Kevin McLinton
- 1992-93
- Kevin McLinton
- 1993-94
- Duane Simpkins
- 1994-95
- Duane Simpkins

Senior Award

- 1990-91
- Cedric Lewis
- 1991-92
- Matt Downing
- 1992-93
- Chris Kerwin
- 1994-95
- Wayne Bristol
- Donny Judd
- Kurtis Shultz

Chevrolet Scholarship MVP Awards

- 1982-83
- Adrian Branch vs. Houston
- Ben Coleman vs. Notre Dame
- 1983-84
- Jeff Adkins vs. Boston College
- Herman Veal vs. Boston College
- Keith Gatlin vs. North Carolina
- Adrian Branch vs. Virginia
- 1989-90
- Jesse Martin vs. Duke
- 1993-94
- Joe Smith vs. St. Louis
- Joe Smith vs. Massachusetts
- Keith Booth vs. Michigan
- 1994-95
- Exree Hipp vs. Gonzaga
- Joe Smith vs. Texas
- Johnny Rhodes vs. Connecticut



John Lucas (15) is the only player in Maryland basketball history to be a first team All-ACC selection in three consecutive years (1974-76).

All-Americans

OUTSTANDING TERPS

LOUIS "BOSEY" BERGER




6-2, Forward
Fort Meyer, Virginia
Played: 1929-32
All-American: 1931 & 32

ON BERGER: Considered to be one of the greatest athletes in the history of Maryland athletics...A two-time All-American selection...His selection is considered a great feat because Maryland was an agricultural school at the time and not considered among the athletic giants...Considered one of the best all-around players of his time...Led Maryland to the 1931 Southern Conference

Championship, averaging a conference high 19.1 points over the nine game conference season...Also played baseball and signed a professional contract with the Cleveland Indians upon graduation...Played in the major leagues for six years, with Cleveland, Chicago and Boston...Left baseball with a .236 lifetime average.

LEN BIAS



6-8, Forward
Landover, Maryland
Played: 1982-86
All-American: 1986

ON BIAS: Unanimous choice on almost every All-America squad following his senior season...He was a third team All-America selection in 1985, as a junior...Only Terp ever to be named the ACC Player of the Year twice (in 1985 and 1986)...Bias is the Terps' all time leading scorer with 2,146 career points...He holds two of the school's top four single season marks...Led the ACC in scoring two straight years...His best single game scoring performance, 41 points at Duke in 1986, ranks as the second best single game performance in school history and is the top performance by a Terp in a road game...Is No. 8 on the Maryland career rebounding list with 745 total rebounds...Is No. 7 on the school's career shot blocked list...He was the No. 2 pick overall in the 1986 National Basketball Association college draft, taken by the Boston Celtics.




LEN BIAS' CAREER STATISTICS

YEAR	GP	FGM-FGA	.PCT	FTM-FTA	.PCT	AST	BLK	STL	PF-DQ	REBS-AVG	PTS-A
1982-83	30	86-180	.478	42-66	.636	22	16	10	55-1	135-4.5	217-7.2
1983-84	32	211-372	.567	66-86	.767	48	24	13	81-3	145-4.5	488-15.3
1984-85	37	274-519	.528	153-197	.777	65	33	34	106-2	251-6.8	701-18.9
1985-86	32	267-491	.544	209-242	.864	33	14	27	90-2	224-7.0	743-23.2
TOTALS	131	838-1,562	.536	470-591	.795	168	87	84	332-8	755-5.8	2149-16.4

All-Americans

LEN ELMORE



6-9, Center
Springfield Gardens,
New York
Played: 1971-74
All-American: 1974

ON ELMORE: The greatest rebounder in Maryland history and one of the nation's best ever...His rebounding prowess earned him a spot on most 1974 All-America squads along with offensive minded teammates Tom McMillen and John Lucas...Is the only player in Maryland history with more than 1,000 career rebounds (1,053)...His 1973-74 season average of 14.7 rebounds a game is the school's single season record...His career rebounding average of 12.2 rebounds a game is also the Maryland record in that category...He owns six of the

top 12 single game rebounding marks in school history and two of the top five season totals...His 412 rebounds during the 1973-74 season is the school record...Was a three-time member of the All-ACC team...Was Maryland's Most Valuable Player in 1972-73 and its Outstanding Senior in 1973-74...Was drafted in the first round of the 1974 NBA draft by the Washington Bullets, but chose to

sign with the Indiana Pacers of the American Basketball Association...Spent 10 seasons in the NBA and ABA with the Pacers, Milwaukee Bucks, New Jersey Nets and New York Knicks...Upon leaving professional basketball, he enrolled in Harvard Law school and graduated in 1987...He is the first former professional player to graduate from the prestigious Law School.




LEN ELMORE'S CAREER STATISTICS

YEAR	GP	FGM-FGA	.PCT	FTM-FTA	.PCT	AST	BLK	STL	PF-DQ	REBS-AVG	PTS-A
1971-72	32	126-273	.462	95-126	.754	37	—	—	83-3	351-11.0	347-10.8
1972-73	26	112-239	.469	37-61	.607	35	—	—	53-5	290-11.2	261-10.0
1973-74	28	170-324	.525	69-91	.758	48	—	—	74-0	412-14.7	409-14.6
TOTALS	86	408-836	.488	201-278	.723	120	—	—	210-8	1053-12.2	1017-11.8


ALBERT KING'S CAREER STATISTICS

YEAR	GP	FGM-FGA	.PCT	FTM-FTA	.PCT	AST	BLK	STL	PF-DQ	REBS-AVG	PTS-A
1977-78	28	164-327	.502	53-82	.646	64	11	21	73-3	187-6.7	381-13.6
1978-79	28	191-387	.494	62-81	.765	62	10	30	62-2	144-3.5	444-15.9
1979-80	31	275-497	.553	124-151	.821	86	18	42	86-1	107-6.3	674-21.7
1980-81	28	233-456	.511	91-117	.778	92	11	26	93-3	177-5.7	559-20.0
TOTALS	115	863-1667	.518	330-431	.766	304	50	119	314-9	615-5.3	2058-17.9

ALBERT KING



6-7, Forward
Brooklyn, New York
Played: 1977-81
All-American: 1981



ON KING: One of the most prolific scorers in school history, King is one of only a handful of players to average in double figures during each of his four seasons...He ranks as the No. 2 all-time Maryland scorer with 2,058 career points, only 88 points behind fellow All-American Len Bias on the school's charts...His career scoring average of 17.4 points per game is the sixth best in school history...His 38 points in an ACC Tournament Game is tied for the eighth best individual game performance in Maryland history...Shared the 1980-81 team Most Valuable Player Award with Buck Williams after winning the award outright in 1979-80...Was the ACC Player of the Year in 1979-80 and a first team All-ACC selection again in 1980-81...Came to Maryland generally regarded as the nation's top high school recruit, having averaged 38.6 points and 22 rebounds as a high school senior...Picked in the first round - the 12th selection overall of the 1981 NBA college draft by the New Jersey Nets...His brother, Bernard, is also a former NBA star and league scoring champion...Bernard closed his career following the 1992-93 season as a member of the New Jersey Nets.



All-Americans

JOHN LUCAS



6-4, Guard
Durham, North Carolina
Played: 1972-76
All-American: 1975 & 76

ON LUCAS: A two-time All-American selection who is considered by many as the greatest guard in the history of the Terps program...A two-time All-American and three time first team All-ACC selection—the only Maryland player to earn such conference honors three times during his career...The No. 4 all-time Maryland scorer with 2,015 points... His 564 points is the 13th best scoring season in school history...He is No. 2 on the school's all-time assists list...During Lucas' career as Maryland's point guard, the Terps enjoyed their best seasons in terms of national finishes...The Terps finished ranked No. 8 (1973), No. 4 (1974), and No. 5 (1975) in the final Associated Press polls with Lucas at the point... Was also a collegiate star in tennis, a sport in which he was a two-time ACC singles champion and once earned that title in doubles play...Was the No. 1 selection in the 1976 NBA college draft... Currently the head coach of the NBA's Philadelphia 76'ers.



JOHN LUCAS' CAREER STATISTICS

YEAR	GP	FGM-FGA .PCT	FTM-FTA .PCT	AST	BLK	STL	PF-DQ	REBS-AVG	PTS-A
1972-73	30	190-353 .538	45-64 .703	178	—	—	66-2	83-2.8	425-14.2
1973-74	28	253-495 .511	58-77 .753	159	—	—	73-2	82-2.9	564-20.1
1974-75	24	186-359 .518	97-116 .836	91	—	—	60-0	100-4.2	469-19.5
1975-76	28	233-456 .511	91-117 .778	86	—	—	77-2	109-3.9	557-19.9
TOTALS	110	862-1663 .518	291-374 .778	514	—	—	276-6	374-3.4	2015-18.3

TOM MCMILLEN'S CAREER STATISTICS

YEAR	GP	FGM-FGA .PCT	FTM-FTA .PCT	AST	BLK	STL	PF-DQ	REBS-AVG	PTS-A
1971-72	32	235-428 .549	197-241 .817	33	—	—	67-3	306-9.6	667-20.8
1972-73	29	250-427 .585	116-145 .800	28	—	—	76-3	284-9.8	616-21.2
1973-74	27	214-404 .530	96-126 .762	41	—	—	69-1	269-10.0	524-19.4
TOTALS	88	699-1259 .555	409-512 .799	102	—	—	212-7	859-9.8	1807-20.5

TOM MCMILLEN



6-11, Forward
Mansfield, Pennsylvania
Played: 1971-74
All-American: 1974
Academic
All-American:
1972, 1973 & 1974

ON MCMILLEN: A team leader both on and off the court...Averaged 20.5 points and 9.8 rebounds during his three-year career...Was selected as a three-time academic All-American...One of only four Terps to average more than 20 points per game in successive seasons and one of only two players in school history with a career scoring average above 20 points per game...He owns two of the top 10

single season scoring marks and four times in his career he scored more than 30 points...Is the No. 5 career scorer in school history among players who were only eligible for three years (freshmen were not eligible for the varsity during McMillen's career... Led Maryland to the 1972 National Invitational Tournament Championship, earning Most Valuable Player honors for the tournament...Played for the United States in the 1972 Olympic Games, where the U.S. earned a silver medal in the controversial game with the Soviets...Played in the NBA for 11 seasons with Buffalo, Atlanta, New York and Washington...Put his professional basketball on hold one year directly out of college in order to fulfill his Rhodes Scholarship obligations by studying for a year at Oxford...Was elected to the U.S. Congress from Maryland's 4th District in 1986.

All-Americans



GENE SHUE



6-2, Forward
Baltimore, Maryland
Played: 1951-54
All-American: 1954

ON SHUE: Was the Terps' first high profile basketball star...Earned Converse and Helms foundation All-America honors as a senior, when he averaged 21.8 points a game...Is tied for the third best single season scoring total in school history, hitting for 41 points against Washington & Lee during the 1953 season...

Was selected as the Most Valuable Player of the 1953 Southern Conference Tournament...Was the school record holder in career scoring until 1974 when fellow All-American Tom McMillen overtook him...Holds the 10th highest career scoring total in school history...Enjoyed a successful career as a head coach in the NBA with the Washington Bullets, Philadelphia 76ers and Los Angeles Clippers...He is now the general manager of the 76ers.


GENE SHUE'S CAREER STATISTICS

YEAR	GP	FGM-FGA	.PCT	FTM-FTA	.PCT	AST	BLK	STL	PF-DQ	REBS-AVG	PTS-A
1951-52	21	—	—	—	—	—	—	—	—	—	224-10.7
1952-53	23	176-375	.469	156-223	.670	—	—	—	—	—	508-22.1
1953-54	30	237-469	.505	180-228	.789	—	—	—	—	—	654-21.8
TOTALS	74	—	—	—	—	—	—	—	—	—	1386-18.7

BUCK WILLIAMS' CAREER STATISTICS

YEAR	GP	FGM-FGA	.PCT	FTM-FTA	.PCT	AST	BLK	STL	PF-DQ	REBS-AVG	PTS-A
1978-79	30	120-206	.583	60-109	.550	18	25	29	77-2	323-10.8	300-10.0
1979-80	24	143-236	.606	85-128	.664	27	17	32	87-4	242-10.1	371-15.5
1980-81	31	183-283	.647	116-182	.637	31	29	29	94-4	323-11.7	482-15.5
TOTALS	85	446-725	.615	261-419	.623	76	71	90	258-10	888-10.4	1153-13.6

CHARLES "BUCK" WILLIAMS



6-8, Center/Forward
Rocky Mount, North Carolina
Played: 1978-81
All-American: 1981

ON WILLIAMS: An outstanding scorer and extraordinary rebounder, Williams earned All-America honors following his junior season... Entered the NBA following his junior season...Averaged 15.6 points and 11.7 rebounds a game as a junior...He is the No. 3 rebounder in Maryland history with 928 career rebounds, third only to fellow All-American Len Elmore and Derrick Lewis...His career average of 10.9 rebounds a game is second best in school history...He was an equally strong shooter, averaging in double figures in scoring each

of his three seasons and registering the school's best ever career field goal shooting percentage...His 61.5 percent mark is the school record...Led the ACC in rebounding as a freshman in 1978-79, was third in 1979-80 and second during the 1980-81 season...Was a member of the 1980 U.S.

Olympic team that did not compete in the Moscow Olympic Games...Applied for a hardship waiver into the NBA college draft in 1981 and was selected as the No. 3 player overall by the New Jersey Nets...He is currently a member of the Portland Trailblazers.



All-Americans

WALT WILLIAMS




6-8, Guard, Forward
Temple Hills, Maryland
Played: 1988-1992
All-American: 1992

ON WILLIAMS: One of the most prolific scorers and most versatile players in the history of the program...Played for the Terps for four seasons despite the opportunity to turn professional early or transfer to another school because of the Terps' NCAA sanctions, and his loyalty to Maryland was one of the key reasons why Maryland was able to field competitive teams during that period...As a senior, he broke the school record for points in a season as he scored 776 (the old mark of 743 points was held by Len Bias in 1985-86)...Also broke the school record for scoring average with a 26.8 points per game mark (the old mark of 23.3 was held by Will Hetzel in 1968-

69)...Earned considerable mention was a nation's best seven game streak of 30+ points or more...Was a finalist for the Wooden and Naismith Player of the Year Awards as a senior...Currently ranks as the school's No. 6 all-time scorer with 1,704 points...His 16.2 points per game average is the eighth best average in school history...Totaled 11 games with 30 or more points during his senior season and 14 such games during his career - the most of any Terp player in history...Scored a career high of 39 points versus Wake Forest which is the seventh best single game total in school history...Represented the U.S. as a member of the U.S. National Team that competed in the Pan American Games prior to his senior season...The Americans won the bronze medal in the tournament which was played in Havana, Cuba...Was drafted by the Sacramento Kings in the first round of the NBA college draft, the seventh pick overall, following his senior season.



JOE SMITH



6-10, Forward, Center
Norfolk, Va.
Played: 1994-95
All-American: 1994 (HM); 1995 (Consensus)

ON SMITH: The consensus selection as the 1995 National Collegiate Player of the Year...Selected as the Naismith National Player of the Year by the Atlanta Tip-Off Club, the oldest and most coveted individual award in college basketball...Also named the Associated Press Player of the Year and presented with the Adolph Rupp Award... Also named the Collegiate Player of the Year by the United Press International, Basketball America Magazine, Eastern Basketball Magazine, College Sports Magazine and the Eastern Collegiate Athletic Conference... Smith's six National Player of the Year selections earned him the most of any other player, thus making him the consensus selection as the top collegiate player of 1995...Was named the Atlantic Coast Conference Player of the Year and was a 1st team All-ACC selec-

WALT WILLIAMS' CAREER STATISTICS

YEAR	GP	FGM-FGA	.PCT	3PM-3PA	.PCT	FTM-FTA	.PCT	AST	BLK	STL	PF-DQ	REBS-AVG	PTS-A
1988-89	26	75-170	.441	7-27	.259	33-53	.623	66	13	33	76-7	92-3.5	190-7.3
1989-90	33	143-296	.483	30-67	.448	104-134	.776	149	34	57	115-7	138-4.2	420-12.7
1990-91	17	109-243	.449	28-95	.295	72-86	.837	91	6	25	51-2	86-5.1	318-18.7
1991-92	29	256-542	.472	89-240	.371	175-231	.758	104	28	60	98-6	162-5.6	776-26.8
TOTALS	105	583-1251	.466	154-429	.359	384-504	.762	410	81	175	340-22	478-4.6	1704-16.2

All-Americans



tion...He became one of only three sophomores in the history of the conference to earn player of the year honors, joining only N.C. State's David Thompson and Virginia's Ralph Sampson...Is one of only two players in conference history to be a 1st team All-ACC selection in both his freshman and sophomore seasons, joining Georgia Tech's Kenny Anderson...A consensus 1st team All-American, named on every 1st Team All-American list following his extraordinarily productive sophomore season...Led the ACC in scoring as a sophomore with a 20.9 points per game average, was second in the conference with a 10.7 rebounds per game average and

was second in the ACC with a 2.9 blocks per game average...Ranked among the top five in an incredible six statistical categories during his sophomore season...Became only the sixth player in school history to score 40 or more points in a single game as he scored 40 points to lift Maryland past Duke, 94-92, on March 1, 1995...He scored 30 or more points in a single game seven times during his two-year career - the second most ever by a Maryland player... Averaged 20.1 points and 10.7 rebounds for his 64 game career - he

is one of only five players in school history to average a double/double for his entire career...He became only the first sophomore in school history to score 1,000 career points and became only the second sophomore in school history to grab 500 rebounds...Led the Terps in rebounding during both his freshman and sophomore seasons...His 363 total rebounds as a sophomore was the third best single season total in school history...Twice as a sophomore, he grabbed a career high 21 rebounds - versus Virginia on February 1, 1995 and versus Texas in the year's NCAA Tournament... Only the second player in school history to average in double figures in rebounds during both his freshman and sophomore years...One of only six ACC players in the history of the conference to have averaged at least 20 points and at least 10 rebounds for his entire career...Joins Art Heyman of Duke, Billy Cunningham and Len Rosenbluth of North Carolina, Wallace Grady of South Carolina and Len Chappell of Wake Forest in that category...The no. 1 overall selection in the 1995 NBA draft by the Golden State Warriors.



JOE SMITH'S CAREER STATISTICS

YEAR	GP	FGM-FGA	.PCT	3PM-3PA	.PCT	FTM-FTA	.PCT	AST	BLK	STL	PF-DO	REBS-AVG	PTS-A
1993-94	30	206-395	.522	2-5	.400	168-229	.734	25	93	42	104-7	321-10.7	582-19.4
1994-95	34	245-424	.578	9-21	.429	209-282	.741	40	97	51	87-3	362-10.6	708-20.8
TOTALS	64	451-819	.551	11-26	.423	377-511	.738	65	190	93	191-10	683-10.7	1290-20.2

NBA Terps

TERPS ALL-TIME NBA ROSTER

(career points-rebounds-assists entering the 1995-96 season in parenthesis)

Lawrence Boston Washington Bullets, 1980 (56-39-2).	Jerry Greenspan Philadelphia 76ers, 1964-65 (122-83-11)	Hawks, 1978-83; Washington Bullets, 1984-85 (5,914-2,913-786).
Adrian Branch L.A. Lakers, 1987; New Jersey Nets, 1988; Portland Trailblazers, 1989; Minnesota Timberwolves, 1990 (834-253-96).	Maurice Howard Cleveland Cavaliers, 1977; New Orleans Jazz, 1977 (59-41-5).	Jerrod Mustaf New York Knicks, 1991; Phoenix Suns, 1992-1994 (574-369-89)
Evers Burns Sacramento Kings, 1993 (56-30-9).	Albert King New Jersey Nets, 1982-87; Philadelphia 76ers, 1988; San Antonio Spurs, 1989 (6,439-2,251-1,166).	Jim O'Brien New York Nets, 1974; Memphis Sounds, 1975 (268-136-87)
Ben Coleman New Jersey Nets, 1987-88; Philadelphia 76ers, 1988-89; Milwaukee Bucks, 1991 (1,466-902-128).	John Lucas Houston Rockets, 1977-78; 1985-86; 1990; Golden State Warriors, 1979-81; Washington Bullets, 1982-83; San Antonio Spurs, 1984; Milwaukee Bucks, 1987-88; Seattle SuperSonics, 1989 (9,951-2,151, 6,454)	Charles Pittman Phoenix Suns, 1983-86 (1,060-718-204)
Brad Davis L.A. Lakers, 1978-79; Indiana Pacers, 1979-80; Utah Jazz, 1980; Dallas Mavericks, 1981-92 (7,866-1,739-4,709).	Tony Massenburg San Antonio Spurs, 1991; Charlotte Hornets, 1992; Boston Celtics, 1992; Golden State Warriors, 1992; L.A. Clippers, 1994-95; Toronto Raptors, 1995-96 (852-538-71).	Steve Sheppard Chicago Bulls, 1978-79; Detroit Pistons, 1979 (367-178-62)
Mike Davis New York Knicks, 1983 (14-10-0).	Tom McMillen Buffalo Braves, 1976-77; New York Knicks, 1977; Atlanta	Gene Shue Philadelphia Warriors, 1955; New York Knicks, 1955-56; 1963; Fort Wayne Pistons, 1957; Detroit Pistons, 1958-62; Baltimore Bullets, 1964 (10,068-2,856-2,609)
Len Elmore Indiana Pacers, 1975-79; Kansas City Kings, 1980; Milwaukee Bucks, 1981; New Jersey Nets, 1982-83; New York Knicks, 1984 (3,948-3,360-616).		Buck Williams New Jersey Nets, 1982-89; Portland Trailblazers, 1990-Present (14,066-10,521-1,372)



TERPS IN PROFESSIONAL COACHING

GENE SHUE '54

Year	Team	League	Record	Postseason
1866-67	Baltimore Bullets	NBA	16-40	
1967-68	Baltimore Bullets	NBA	36-46	
1968-69	Baltimore Bullets	NBA	57-25	Eastern Division Semifinals
1969-70	Baltimore Bullets	NBA	50-32	Eastern Division Semifinals
1970-71	Baltimore Bullets	NBA	42-40	NBA Finals
1971-72	Baltimore Bullets	NBA	38-44	Eastern Conference Semifinals
1972-73	Baltimore Bullets	NBA	52-30	Eastern Conference Semifinals
1973-74	Philadelphia 76'ers	NBA	25-57	
1974-75	Philadelphia 76'ers	NBA	34-48	
1975-76	Philadelphia 76'ers	NBA	46-36	
1976-77	Philadelphia 76'ers	NBA	50-32	
1977-78	Philadelphia 76'ers	NBA	2-4	
1978-79	San Diego Clippers	NBA	43-39	
1979-80	San Diego Clippers	NBA	35-47	
1981-82	Washington Bullets	NBA	39-43	Eastern Conference Semifinals
1982-83	Washington Bullets	NBA	42-40	
1983-84	Washington Bullets	NBA	35-47	Eastern Conference First Round
1984-85	Washington Bullets	NBA	40-42	Eastern Conference First Round
1985-86	Washington Bullets	NBA	32-37	Eastern Conference First Round
1987-88	Los Angeles Clippers	NBA	17-65	
198-89	Los Angeles Clippers	NBA	10-28	

BULLETS TOTALS	522	505	.510
76'ERS TOTALS	157	177	.470
CLIPPERS TOTALS	105	179	.348
NBA TOTALS	784	861	.477

NBA COACH OF THE YEAR 1969, 1982

JOHN LUCAS '76

Year	Team	League	Record	Postseason
1992	Miami Tropics	USBL	24-4	USBL Champions
1993	Miami Tropics	USBL	14-5	USBL Champions
1992-93	San Antonio Spurs	NBA	39-22	Western Conf. Semifinals
1993-94	San Antonio Spurs	NBA	55-27	Western Conf. First Round
1994-95	Philadelphia 76'ers	NBA	24-58	

NBA TOTALS	118	107	.524
OVERALL TOTALS	156	116	.574

MARYLAND'S NBA DRAFT HISTORY

(Listed by year, player, round (team))

1954	Gene Shue-1st #3 overall (Phila.)	Maurice Howard-2nd (Cleveland)
1977	Brad Davis-1st, #15 overall (L.A. Lakers)	
1956	Bob Kessler-2nd (Fort Wayne)	
1958	John Nacmick-3rd (Syracuse)	Lawrence Boston-4th (Washington)
1958	Nick Davis-11th (Philadelphia)	
1960	Al Bunge-1st, #7 overall (Phila.)	Larry Gibson-3rd (Milwaukee)
1960	Charlie McNeil-6th (New York)	1981
1961	Jerry Bechtle-15th (New York)	Buck Williams-1st, #3 overall (New Jersey)
1961	Bob McDonald-6th (St. Louis)	Albert King-1st, #10 overall (New Jersey)
1963	Charlie McNeil-7th (Phila.)	Ernest Graham-3rd (Phila.)
1963	Jerry Greenspan-3rd (Syracuse)	Greg Manning-7th (Denver)
1966	Gary Ward-6th (Boston)	1982
1967	Jay McMillen-9th (L.A. Lakers)	Charles Pittman-3rd (Phoenix)
1967	Joe Harrington-11th (Boston)	1984
1970	Will Hetzel-9th (Baltimore)	Ben Coleman-2nd (Chicago)
1971	Barry Yates-8th (Philadelphia)	Herman Veal-6th (Phoenix)
1973	Jim O'Brien-3rd (Portland)	Mark Fothergill-8th (Phoenix)
1973	Bob Bodell-10th (Seattle)	1985
1974	Howard White-14th (Washington)	Adrian Branch-2nd (Chicago)
1974	Tom McMillen-1st, #9 overall (Buffalo)	Jeff Adkins-7th (Chicago)
1975	Len Elmore-1st, #13 overall (Washington)	1986
1975	Tom Roy-3rd (Portland)	Len Bias-1st, #2 overall (Boston)
1976	Owen Brown-9th (Phoenix)	1988
1976	John Lucas-1st, #1 overall (Houston)	Derrick Lewis-3rd (Chicago)
		1990
		Jerrod Mustaf-1st, #17 overall (New York Knicks)
		Tony Massenburg-2nd (San Antonio)
		1992
		Walt Williams-1st, #7 overall (Sacramento)
		1993
		Evers Burns-2nd (Sacramento)
		1995
		Joe Smith-1st, #1 overall (Golden State)

Terp Records



COLE

FIELDHOUSE

1955-1995

INDIVIDUAL RECORDS

Scoring

Game

1.	44	by Ernest Graham vs N.C. State (12-20-78)
2.	43	by Al Bunge vs. Yale (1-60)
T3.	41	by Len Bias at Duke (1-25-86) by Gene Shue vs. Washington & Lee (2-12-53)
T5.	40	by Joe Smith vs. Duke (3-1-95) by Gene Shue vs Wake Forest (SC Tourn, 1954)
7.	39	by Walt Williams vs Wake Forest (1-22-92)*
T8.	38	by Walt Williams vs Clemson (ACC Tourn, 3-12-92) by Walt Williams at Florida State (2-5-92)* by Albert King vs Clemson (ACC Tourn, 2-29-80) by Jim O'Brien vs North Carolina (1-27-73) by Howard White vs South Carolina (12-16-70)
13.	36	by Evers Burns vs Georgia Tech (2-6-93)
T14.	35	by Exree Hipp vs Towson State (12-23-93) by Jerrod Mustaf vs Duke (2-10-90) by Len Bias at North Carolina (2-20-86) by Tom McMillen at George Wash (12-4-71) by Walt Williams at Clemson (2-22-92)
T18.	34	by Tony Masseur vs Georgia Tech (2-3-90) by John Lucas vs N.C. State (1-28-76) by John Lucas vs Wake Forest (1-10-76) by Gary Ward vs. Wake Forest (2-7-66)
T23.	33	by Joe Smith vs. Clemson (2-25-95) by Joe Smith vs. Utah (11-22-94) by Joe Smith vs. Rider (11-30-93) by Walt Williams at Virginia (1-29-92)* by Matt Roe vs Georgia Tech (2-13-91) by Walt Williams vs North Carolina (1-10-90) by Len Bias at George Mason (11-26-85) by Tom McMillen vs Navy (1-20-73) by Tom McMillen vs Canisus (12-17-71) by Howard White vs Georgetown (12-14-70)
T33.	32	by Kevin McLinton vs Florida State (2-13-93) by Walt Williams at North Carolina (1-13-92)* by Rudy Archer vs Mt. St. Mary's (12-8-87) by Derrick Lewis vs UMBC (2-18-87) by Albert King vs Wake Forest (1-20-80) by Tom McMillen vs vs Georgetown (12-13-71) by Barry Yates vs Miami (FL) (12-29-70)
T40.	31	by Joe Smith vs. Texas (3-18-94) by Walt Williams vs Virginia (3-7-92) by Walt Williams vs Clemson (1-25-92)* by Walt Williams vs West Virginia (12-7-91) by Len Bias vs UNLV (12-7-85) by Ernest Graham vs Bucknell (12-22-79) by John Lucas at North Carolina (2-15-75) by John Lucas vs Duke (2-2-74)
T48.	30	by Joe Smith vs. Massachusetts (12-10-94) by Joe Smith at Oklahoma (12-7-93) by Walt Williams vs Florida State (1-18-92)* by Walt Williams vs N.C. State (1-11-92)* by Walt Williams vs Rutgers (12-27-90) by Walt Williams vs Boston College (12-3-90) by Jerrod Mustaf vs Delaware State (11-25-89) by Tony Massenburg vs Georgia Tech (2-14-89) by Len Bias vs Georgia Tech (2-22-86) by Len Bias vs Villanova (1-27-85) by Adrian Branch vs Virginia (1-30-85) by Albert King at Virginia (1979) by John Lucas vs N.C. State (1-16-75) by Barry Yates vs Richmond (1-2-71)

* denotes consecutive games during the 1991-92 season.

Season

1.	776	by Walt Williams (1991-92)
2.	743	by Len Bias (1985-86)
3.	708	by Joe Smith (1994-95)
4.	701	by Len Bias (1984-85)
5.	674	by Albert King (1979-80)
6.	671	by Adrian Branch (1984-85)
7.	667	by Tom McMillen (1972-73)
8.	654	by Gene Shue (1953-54)
9.	616	by Tom McMillen (1972-73)
10.	609	by Jerrod Mustaf (1989-90)
11.	605	by Will Hetzel (1968-69)
12.	582	by Joe Smith (1993-94)
13.	564	by John Lucas (1973-74)
14.	559	by Albert King (1980-81)
T15.	557	by Tony Massenburg (1989-90) by John Lucas (1975-76)
17.	541	by Adrian Branch (1982-83)
18.	524	by Tom McMillen (1973-74)
19.	518	by Evers Burns (1992-93)
20.	512	by Jay McMillen (1964-65)
21.	510	by Derrick Lewis (1986-87)

Career

1.	2,149	by Len Bias (1982-86)
2.	2,058	by Albert King (1977-81)
3.	2,017	by Adrian Branch (1981-85)
4.	2,015	by John Lucas (1972-76)
5.	1,807	by Tom McMillen (1971-74)
6.	1,704	by Walt Williams (1988-92)
7.	1,607	by Ernest Graham (1977-81)
8.	1,561	by Greg Manning (1977-81)
9.	1,458	by Derrick Lewis (1984-88)
10.	1,397	by Gene Shue (1951-54)
11.	1,370	by Will Hetzel (1967-70)
12.	1,354	by Tony Massenburg (1985-90)
13.	1,315	by Evers Burns (1989-93)
14.	1,300	by Jay McMillen (1964-67)
15.	1,290	by Joe Smith (1994-95)
16.	1,266	by Bob Kessler (1953-56)
17.	1,244	by Lee Brawley (1949-52)
18.	1,241	by Johnny Rhodes (1992-Present)
19.	1,235	by Jim O'Brien (1970-73)
20.	1,219	by Steve Sheppard (1974-76)
21.	1,198	by Larry Gibson (1975-79)
22.	1,174	by Exree Hipp (1992-Present)
23.	1,064	by Kevin McLinton (1989-93)
24.	1,161	by Maurice Howard (1972-76)
25.	1,153	by Buck Williams (1978-81)
26.	1,094	by Gary Ward (1963-67)
27.	1,087	by Keith Gatlin (1984-88)
28.	1,026	by Brad Davis (1974-76)
29.	1,017	by Len Elmore (1971-74)
30.	1,016	by Lee Brawley (1949-52)
31.	1,007	by Lawrence Boston (1975-78)

SCORING AVERAGE

Season

1.	26.8	by Walt Williams (1991-92)
2.	23.3	by Will Hetzel (1968-69)
3.	23.2	by Len Bias (1985-86)
4.	22.1	by Gene Shue (1952-53)
5.	21.8	by Gene Shue (1953-54)
6.	21.7	by Albert King (1979-80)
7.	21.2	by Tom McMillen (1972-73)
T8.	20.8	by Joe Smith (1994-95)
	20.8	by Tom McMillen (1971-73)
10.	20.4	by Bob Kessler (1954-55)
11.	20.3	by Bob Kessler (1955-56)
12.	20.1	by John Lucas (1975-76)

Maryland Terrapins

Career

1. 20.5 by Tom McMillen (1971-74)
2. 20.2 by Joe Smith (1994-95)
3. 18.7 by Gene Shue (1951-54)
4. 18.3 by John Lucas (1972-76)
5. 18.0 by Will Hetzel (1967-70)
6. 17.4 by Albert King (1977-81)
7. 16.6 by Jerrod Mustaf (1988-90)
8. 16.2 by Walt Williams (1988-92)

REBOUNDS

Game

1. 26 by Len Elmore at Wake Forest (2-27-74)
- T2. 24 by Len Elmore vs. Kent State (1-2-73)
by Will Hetzel vs. West Virginia (12-4-68)
4. 23 by Derrick Lewis at James Madison (1-28-87)
- T5. 22 by Buck Williams vs. Louisville (12-13-80)
by Buck Williams at UNLV (12-4-78)
by Al Bunge vs. Georgetown (1958)
by Bob Kessler vs. Georgetown (1956)
- T9. 21 by Joe Smith vs. Texas (3-18-95)
by Joe Smith vs. Virginia (2-1-95)
by Mike Davis vs. Pittsburgh (2-15-77)
by Len Elmore vs. North Carolina (2-13-74)
by Len Elmore vs. Eastern Kentucky (12-5-73)
- T14. 20 by Joe Smith vs. Florida State (1-11-94)
by Tony Massenburg at Georgia Tech (2-13-90)
by Len Elmore vs. Duke (2-2-74)
by Len Elmore vs. Richmond (1-2-74)

Season

1. 412 by Len Elmore (1973-74)
2. 363 by Buck Williams (1980-81)
3. 362 by Joe Smith (1994-95)
4. 351 by Len Elmore (1971-72)
5. 336 by Bob Kessler (1955-56)
6. 323 by Buck Williams (1978-79)
- T7. 321 by Joe Smith (1993-94)
by Tom Roy (1974-75)
9. 318 by Will Hetzel (1968-69)
10. 314 by Tony Massenburg (1989-90)
11. 306 by Tom McMillen (1971-72)

Career

1. 1,053 by Len Elmore (1971-74)
2. 948 by Derrick Lewis (1984-88)
3. 928 by Buck Williams (1978-81)
4. 895 by Larry Gibson (1975-80)
5. 859 by Tom McMillen (1971-74)
6. 849 by Bob Kessler (1953-56)
7. 795 by Al Bunge (1957-60)
8. 745 by Len Bias (1982-86)
9. 722 by Tony Massenburg (1985-90)
10. 715 by Albert King (1977-81)

REBOUNDS AVERAGE

Season

1. 14.7 by Len Elmore (1973-74)
2. 14.0 by Bob Kessler (1955-56)
3. 12.6 by Al Bunge (1959-60)
4. 12.2 by Will Hetzel (1968-69)
5. 11.7 by Buck Williams (1980-81)
6. 11.2 by Len Elmore (1972-73)
7. 11.1 by Tom Roy (1974-75)
8. 11.0 by Len Elmore (1971-72)
9. 10.8 by Buck Williams (1978-79)
- T10. 10.7 by Joe Smith (1994-95)
by Joe Smith (1993-94)
by Bob McDonald (1960-61)

Career

1. 12.2 by Len Elmore (1971-74)
- T2. 10.9 by Buck Williams (1978-81)

- by Bob Kessler (1953-54)
4. 10.7 by Joe Smith (1994-95)
5. 10.6 by Al Bunge (1957-60)

ASSISTS

Game

1. 13 by Keith Gatlin vs. Virginia (1-30-84)
- T2. 12 by Kevin McLinton vs. N.C. State (1-26-91)
by Keith Gatlin vs. Navy (1984-85)
by Keith Gatlin at North Carolina (1-9-85)
by Dutch Morley at Clemson (2-13-82)
by Dutch Morley vs. Marshall (12-29-80)
by John Lucas vs. Buffalo (2-11-73)
by Rich Porac vs. Canisus (12-17-71)

Season

1. 221 by Keith Gatlin (6.0apg; 1984-85)
2. 204 by Keith Gatlin (6.4 apg; 1985-86)
3. 178 by John Lucas (5.9 apg; 1972-73)
4. 175 by Kevin McLinton (6.3 apg; 1992-93)
5. 172 by Rudy Archer (5.5apg; 1987-88)
6. 165 by Brad Davis (5.9apg; 1975-76)
7. 162 by Duane Simpkins (4.8 apg; 1994-95)
8. 159 by John Lucas (5.6 apg; 1973-74)
9. 154 by Kevin McLinton (5.3 apg, 1991-92)
10. 149 by Walt Williams (4.5 apg, 1989-90)
11. 148 by Keith Gatlin (4.6 apg; 1983-84)

Career

1. 649 by Keith Gatlin (5.3 apg; 1983-88)
2. 514 by John Lucas (4.7 apg; 1972-76)
3. 469 by Kevin McLinton (5.2 apg; 1989-93)
4. 460 by Dutch Morley (3.8 apg; 1978-82)
5. 431 by Brad Davis (5.1 apg; 1974-77)
6. 410 by Walt Williams (3.9 apg, 1988-92)
7. 365 by Duane Simpkins (4.0 apg, 1992-Present)
8. 360 by Jeff Adkins (2.8 apg, 1981-85)
9. 339 by Johnny Rhodes (3.7 apg, 1992-Present)
10. 346 by Ernest Graham (2.9 apg, 1977-81)
11. 304 by Albert King (2.6 apg; 1977-81)
12. 294 by Teyon McCoy (3.3 apg, 1987-90)

STEALS

Game

- T1. 7 by Walt Williams vs. North Carolina (3-11-89)
by Walt Williams vs. Mt. St. Mary's (11-23-91)
- T3. 6 by Johnny Rhodes vs. Colgate (12-8-94)
by Johnny Rhodes vs. Clemson (2-26-94)
by Johnny Rhodes vs. Duke (1-29-94)
by Johnny Rhodes vs. Hofstra (12-29-93)
by Johnny Rhodes vs. Rider (11-30-94)
by Johnny Rhodes vs. Clemson (2-27-93)
by Vince Broadnax at Clemson (2-6-91)
by Albert King at Clemson (1-17-81)
by Albert King vs. Temple (12-29-79)
by Ernest Graham vs. Catholic (12-15-79)
by Dutch Morley vs. Penn State (12-3-79)
by John Lucas vs. Clemson (1-21-76)

Season

1. 85 by Johnny Rhodes (2.5 spg, 1994-95)
2. 78 by Johnny Rhodes (2.6 spg, 1993-94)
3. 71 by Johnny Rhodes (2.5 spg, 1992-93)
4. 64 by Dutch Morley (2.1 spg, 1979-80)
5. 60 by Walt Williams (2.1 spg, 1991-92)
6. 57 by Walt Williams (1.7 apg, 1989-90)
7. 51 by Joe Smith (1.5 spg, 1994-95)
- T8. 47 by Evers Burns (1.7 spg, 1992-93)
47 by Kevin McLinton (1.6 spg, 1991-92)
- T10. 46 by Kevin McLinton (1.6 spg, 1992-93)
46 by Greg Nared (1.6 spg, 1988-89)
- T11. 45 by Derrick Lewis (1.5 spg, 1987-88)
by Adrian Branch (1.2 spg, 1984-85)

Career

1. 234 by Johnny Rhodes (2.54 spg, 1992-Present)
2. 175 by Walt Williams (1.7 spg; 1988-92)
3. 170 by Dutch Morley (1.4 spg; 1978-82)
4. 137 by Derrick Lewis (1.1 spg; 1984-88)
5. 136 by Kevin McLinton (1.5 spg; 1989-93)
6. 123 by Ernest Graham (1.0 spg; 1977-81)
7. 119 by Albert King (1.0 spg; 1977-81)
8. 114 by Evers Burns (1.0 spg, 1989-1993)
- T9. 110 by Jeff Adkins (0.9 spg; 1981-85)
by Adrian Branch (0.9 spg; 1981-85)

BLOCKS

Game

- T1. 12 by Cedric Lewis at South Florida (1-20-91)
by Derrick Lewis at James Madison (1-28-87)
- T3. 10 by Derrick Lewis, 4 Times
last time vs. UMES (2-27-87)
- T7. 8 by Cedric Lewis, 3 Times
last time vs Georgia Tech (2-13-91)
by Larry Gibson vs. St. Joseph's (12-29-78)
- T11. 7 by Joe Smith vs. Loyola (11-29-94)
by Joe Smith vs. Virginia (2-1-95)
by Joe Smith vs. Texas (3-18-95)
by Cedric Lewis, 2 Times
last time vs. Georgia Tech (2-1-91)
by Derrick Lewis, 4 Times
last time vs. Virginia (3-1-86)
by Tony Massenburg vs. UMES (12-1-88)
by Larry Gibson vs. Syracuse (12-24-76)
by Len Elmore vs. North Carolina (1-27-73)

Season

1. 143 by Cedric Lewis (5.1 bpg; 1990-91)
2. 114 by Derrick Lewis (4.4 bpg; 1986-87)
3. 99 by Derrick Lewis (2.7 bpg; 1984-85)
4. 97 by Joe Smith (2.9 bpg, 1994-95)
5. 93 by Joe Smith (3.1 bpg, 1993-94)
6. 71 by Derrick Lewis (2.2 bpg; 1985-86)
7. 67 by Larry Gibson (2.5 bpg, 1976-77)
8. 58 by Larry Gibson (1.9 bpg; 1978-79)
9. 57 by Larry Gibson (2.0 bpg; 1977-78)
10. 55 by Derrick Lewis (1.8 bpg; 1987-88)
11. 49 by Cedric Lewis (1.5 bpg; 1989-90)

Career

1. 339 by Derrick Lewis (2.7 bpg, 1984-88)
2. 239 by Cedric Lewis (2.5 bpg; 1987-90)
4. 190 by Joe Smith (3.0 bpg, 1994-1995)
5. 182 by Larry Gibson (1.8 bpg; 1975-79)
6. 97 by Tony Masseburg (0.9 bpg; 1985-90)
7. 87 by Len Bias (0.7 bpg; 1982-86)
8. 86 by Buck Williams (1.0 bpg; 1978-81)
9. 81 by Walt Williams (0.8, 1988-92)
10. 75 by Ben Coleman (1.2 bpg; 1982-84)

FIELD GOAL PERCENTAGE

Game (minimum 5 attempts)

- T1. 1.000 (8-8) by Joe Smith vs. Clemson (1-25-95)
(8-8) by Buck Williams vs. Canisus (12-23-78)
(8-8) by Gary Williams vs. South Carolina (12-66)
(8-8) by Greg Manning vs. Farleigh Dickenson
(12-10-80)
(8-8) by Ben Coleman vs. Duquesne (12-10-83)
(8-8) by Ben Coleman vs. Wake Forest (2-26-84)

Season (minimum 100 attempts)

1. .647 (183-283) by Buck Williams (1980-81)
2. .643 (196-305) by Greg Manning (1979-80)
3. .611 (102-167) by Charles Pittman (1981-82)
4. .608 (194-319) by Ben Coleman (1983-84)
5. .606 (143-236) by Buck Williams (1979-80)

Career

1. .615 (446-725) by Buck Williams (1978-91)
2. .583 (623-1068) by Greg Manning (1977-81)

3. .576 (438-760) by Lawrence Pittman (1975-78)
4. .555 (699-1,259) by Tom McMillen (1971-74)
5. .551 (484-878) by Larry Gibson (1975-79)
6. .550 (451-819) by Joe Smith (1994-95)
7. .524 (524-1001) by Tony Massenburg (1985-90)

FREE THROW PERCENTAGE

Game (minimum 10 attempts)

- T1. 1.000 (14-14) by Jerry Greenspan vs. Minnesota (1961)
(13-13) by Len Bias vs. North Carolina (2-20-86)
(13-13) by Lee Brawley vs. North Carolina (1951)
(12-12) by Matt Roe vs. Wake Forest (2-23-91)
(12-12) by Tony Massenburg at Penn State (3-19-90)
(12-12) by Bill Stasiulatis vs. Wake Forest (1961)
(12-12) by Lee Brawley vs. North Carolina (1951)
(12-12) by Bob Kessler vs. George Washington (1956)
(11-11) by Duane Simpkins vs. Virginia (3-5-94)
10. .929 (13-14) by Walt Williams vs. North Carolina (1-10-90)

Season (minimum 50 attempts)

1. .908 (79-87) by Greg Manning (1979-80)
2. .864 (209-242) by Len Bias (1985-86)
3. .863 (57-66) by Jo Jo Hunter (1977-78)
4. .862 (50-58) by Keith Gatlin (1984-85)
5. .857 (66-77) by Greg Manning (1978-79)

Career

1. .858 (315-367) by Greg Manning (1977-81)
2. .809 (418-517) by Jim O'Brien (1971-73)
3. .800 (224-280) by Duane Simpkins (1992-Present)
4. .799 (409-512) by Tom McMillen (1971-74)
5. .795 (163-205) by Keith Gatlin (1983-88)

FASTEST TO 1000 POINTS/500 REBOUND

Total Players to reach 1000 Points/500 Rebounds: 20
 Fastest to reach 100 Points/500 Rebounds: Joe Smith in 52 games
 Most Recent to reach 1000 Points/500 Rebounds: Joe Smith, Johnny Rhodes (1995)
 Sophomores to Reach to 1000 Points/500 Rebounds: 1
 Juniors to Reach 1000 Points/500 Rebounds: 5
 Seniors to Reach 1000 Points/500 Rebounds: 13

Rank	Game	Player	Year Reached	Class	Career Points/Rebounds
1.	52	Joe Smith	1995	Sophomore	1,290/683
2.	53	Will Hetzel	1969	Senior	1,370/689
3.	54	Tom McMillen	1973	Junior	1,807/859
4.	60	Gary Ward	1966	Senior	1,094/615
5.	64	Steve Sheppard	1976	Senior	1,219/582
6.	67	Buck Williams	1981	Junior	1,153/928
7.	70	Jay McMillen	1967	Senior	1,300/542
8.	82	Lawrence Boston	1978	Senior	1,007/629
8.	82	Albert King	1980	Junior	2,058/715
10.	84	Len Elmore	1974	Senior	1,017/1,053
11.	86	Larry Gibson	1979	Senior	1,087/895
12.	89	Johnny Rhodes	1995	Junior	1,241/527
13.	94	Tony Massenburg	1990	Senior	1,354/722
14.	95	Evers Burns	1993	Senior	1,315/634
15.	97	Len Bias	1985	Senior	2,149/745
16.	97	Derrick Lewis	1987	Senior	1,458/948
17.	106	Ernest Graham	1981	Senior	1,607/572
18.	113	Adrian Branch	1985	Senior	2,017/546

Records are incomplete as to when Bob Kessler reached the 1,000 point/500 rebound milestone. It is known that he achieved mark during his senior season and was playing in approximately his 65th game.

INDIVIDUAL RECORDS

FASTEST TO 1,000 POINT

Total Players to reach 1,000 Points:	30
Fastest to Reach 1,000 Points:	Tom McMillen in 48 Games
Most Recent to Reach 1,000 Points:	Joe Smith, Johnny Rhodes, Exree Hipp (1995)
Sophomores to Reach to 1,000 Points:	1
Juniors to Reach 1,000 Points:	11
Seniors to Reach 1,000 Points:	18

Rank	Game	Player	Year Reached	Class	Career Points
1.	48	Tom McMillen	1973	Junior	1,807
2.	52	Joe Smith	1995	Sophomore	1,290
3.	53	Will Hetzel	1969	Senior	1,370
4.	56	Jay McMillen	1966	Senior	1,300
5.	59	John Lucas	1974	Junior	2,015
6.	60	Adrian Branch	1983	Junior	2,017
7.	60	Gary Ward	1966	Senior	1,094
8.	63	Jim O'Brien	1973	Senior	1,235
9.	64	Albert King	1980	Junior	2,058
10.	64	Steve Sheppard	1976	Senior	1,219
11.	65	Bob Kessler	1956	Senior	1,266
12.	67	Buck Williams	1981	Junior	1,153
13.	74	Johnny Rhodes	1995	Junior	1,241
14.	78	Len Bias	1985	Junior	2,149
15.	79	Exree Hipp	1995	Junior	1,174
16.	80	Walt Williams	1991	Senior	1,704
17.	82	Lawrence Boston	1978	Senior	1,007
18.	82	Brad Davis	1977	Junior	1,026
19.	82	Greg Manning	1980	Junior	1,561
20.	84	Len Elmore	1974	Senior	1,053
21.	86	Larry Gibson	1979	Senior	1,087
22.	89	Kevin McLinton	1993	Senior	1,024
23.	94	Tony Massenburg	1990	Senior	1,354
24.	95	Evers Burns	1993	Senior	1,315
25.	97	Derrick Lewis	1987	Senior	1,458
26.	103	Maurice Howard	1976	Senior	1,161
27.	106	Ernest Graham	1980	Junior	1,607
28.	118	Keith Gatlin	1988	Senior	1,087


Records are incomplete as to when Gene Shue and Lee Brawley reached the 1,000 point mark. Both players reached the mark during their respective senior years.

FASTEST TO 500 REBOUND

Total Players to reach 500 Rebounds:	25
Fastest to reach 500 Rebounds:	Buck Williams in 44 games
Most Recent to reach 500 Rebounds:	Joe Smith, Johnny Rhodes (1995)
Sophomores to Reach to 500 Rebounds:	2
Juniors to Reach 500 Rebounds:	9
Seniors to Reach 500 Rebounds:	14

Rank	Game	Player	Year Reached	Class	Career Rebounds
1.	44	Buck Williams	1980	Sophomore	928
2.	47	Len Elmore	1973	Junior	1,053
2.	47	Larry Gibson	1977	Junior	895
4.	50	Will Hetzel	1969	Junior	689
5.	51	Al Bunge	1959	Junior	795
6.	52	Joe Smith	1995	Sophomore	683
7.	54	Tom McMillen	1973	Junior	859
8.	55	Gary Ward	1966	Senior	615
9.	58	Ben Coleman	1984	Senior	511
10.	61	Jerry Greenspan	1963	Senior	501
11.	64	Steve Sheppard	1976	Senior	582
12.	66	Lawrence Boston	1978	Senior	629
13.	70	Jay McMillen	1967	Senior	542
14.	76	Derrick Lewis	1987	Junior	948
15.	79	Tom Roy	1975	Senior	586
16.	82	Albert King	1980	Junior	715
17.	82	Herman Veal	1984	Senior	636
18.	89	Johnny Rhodes	1995	Junior	527
19.	90	Evers Burns	1992	Senior	634
20.	93	Tony Massenburg	1990	Senior	722
21.	97	Len Bias	1985	Junior	745
22.	105	Ernest Graham	1981	Senior	572
23.	113	Adrian Branch	1985	Senior	546

Records are incomplete as to when Rod Horst and Beb Kessler reached the 500 rebounds mark. Both player reached the mark during their respective senior years.



Kevin McLinton is among the top five players all-time in steals for his sophomore, junior and senior seasons.

5 OR MORE STEAL GAMES

Player	5-Steal Games	High
Johnny Rhodes (1993-Present)	10	6
Walt Williams (1989-92)	5	7
Greg "Dutch" Morley (1979-82)	5	6
Ernest Graham (1978-81)	3	6
Albert King (1978-81)	3	6
Lawrence Boston (1976-78)	3	5
Kevin McLinton (1990-93)	3	5
Greg Nared (1986-89)	2	6
Jo Jo Hunter (1977-78)	2	5
Vince Broadnax (1989-92)	1	6
Derrick Lewis (1985-88)	1	6
John Lucas (1973-76)	1	6
Duane Simpkins (1993-Present)	1	6
Keith Booth (1994-Present)	1	5
Evers Burns (1990-93)	1	5
Brad Davis (1975-77)	1	5
Keith Gatlin (1984-86, 88)	1	5
Joe Smith (1994-95)	1	5

30-POINT GAMES

Player	30 Point-Games	High
Walt Williams	15	39
Joe Smith	7	40
Len Bias	6	41
John Lucas	5	34
Tom McMillen	4	35
Albert King	3	38
Ernest Graham	2	44
Jerrold Mustaf	2	35
Tony Massenburg	2	34
Howard White	2	38
Barry Yates	2	32
Adrian Branch	2	30
Rudy Archer	1	32
Evers Burns	1	36
Kevin McLinton	1	32
Derrick Lewis	1	32
Jim O'Brien	1	38
Matt Roe	1	33
Gene Shue	1	40
Howard White	1	33

Player	Season	30-Point Games
Walt Williams	1991-92	11
Len Bias	1985-86	6
Joe Smith	1994-95	5
Tom McMillen	1971-72	3
Walt Williams	1990-91	3
Albert King	1979-80	2
John Lucas	1975-76	2
Jerrold Mustaf	1989-90	2
Joe Smith	1993-94	2
Howard White	1970-71	2
Barry Yates	1970-71	2

Maryland Terrapins

12. 177 by Derrick Lewis (1986-87)
13. 174 by Jim Halleck (1956-57)
14. 172 by Adrian Branch (1984-85)
15. 171 by Will Hetzel (1968-69)
15. 171 by Jim O'Brien (1970-71)

THREE POINT SHOTS MADE LEADERS BY CLASS

Note - Years and games played credited to each player in this category are only those played since the 1986-87 season.

FRESHMAN

1. 59 by Johnny Rhodes (1992-93)
2. 36 by Teyon McCoy (1986-87)
3. 35 by Steve Hood (1986-87)
4. 20 by Exree Hipp (1992-93)
5. 14 by Sarunas Jasikevicius (1994-95)
6. 11 by Keith Booth (1993-94)
7. 8 by Nick Bosnic (1993-94)
8. 7 by Duane Simpkins (1992-93)
8. 7 by Walt Williams (1988-89)
10. 4 by Jerrod Mustaf (1988-89)
11. 3 by Mario Lucas (1992-93)

SOPHOMORE

1. 40 by Johnny Rhodes (1993-94)
2. 38 by Duane Simpkins (1993-94)
3. 32 by Teyon McCoy (1987-88)
4. 31 by Exree Hipp (1993-94)
5. 30 by Walt Williams (1989-90)
6. 26 by Steve Hood (1987-88)
7. 23 by Ivan Powell (1986-87)
8. 20 by John Johnson (1986-87)
9. 10 by Jerrod Mustaf (1989-90)
10. 9 by Joe Smith (1994-95)
11. 3 by Greg Nared (1986-87)

JUNIOR

1. 64 by Teyon McCoy (1989-90)
2. 48 by Rudy Archer (1987-88)
3. 45 by Johnny Rhodes (1994-95)
4. 40 by Duane Simpkins (1994-95)
5. 28 by Walt Williams (1990-91)
6. 22 by Exree Hipp (1994-95)
6. 22 by Mario Lucas (1994-95)
8. 13 by Kevin McLinton (1991-92)
9. 12 by Dave Dickerson (1987-88)
10. 8 by Matthew Downing (1990-91)
11. 5 by John Johnson (1987-88)
12. 4 by Wayne Bristol (1993-94)
13. 2 by Garfield Smith (1990-91)
14. 2 by Donny Judd (1993-94)

SENIOR

1. 89 by Walt Williams (1991-92)
2. 56 by Keith Gatlin (1987-88)
3. 48 by Matt Roe (1990-91)
4. 34 by John Johnson (1988-89)
5. 29 by Greg Nared (1988-89)
6. 18 by Wayne Bristol (1994-95)
6. 15 by Derrick Lewis (1987-88)
7. 13 by Mike Anderson (1989-90)
8. 12 by Dave Dickerson (1988-89)
9. 12 by Matthew Downing (1991-92)
10. 6 by Kevin McLinton (1992-93)



Lee Brawley is the only player in school history to be perfect from the free throw line on 10 or more attempts in multiple games during his career.

CAREER

1. 154 by Walt Williams (1988-92)
2. 132 by Teyon McCoy (1986-88, 1989-90)
3. 144 by Johnny Rhodes (1992-Present)
4. 85 by Duane Simpkins (1992-Present)
5. 73 by Exree Hipp (1992-Present)
6. 61 by Steve Hood (1986-88)
7. 59 by John Johnson (1985-89)
8. 56 by Keith Gatlin (1983-86, 1987-88)
9. 48 by Rudy Archer (1987-88)
10. 48 by Matt Roe (1990-91)

TOP 10 THREE POINT SHOTS MADE SEASONS

1. 89 by Walt Williams (1991-92)
2. 64 by Teyon McCoy (1989-90)
3. 59 by Johnny Rhodes (1992-93)
4. 56 by Keith Gatlin (1987-88)
5. 48 by Rudy Archer (1987-88)
5. 48 by Matt Roe (1990-91)
7. 45 by Johnny Rhodes (1994-95)
8. 40 by Duane Simpkins (1994-95)
8. 40 by Johnny Rhodes (1993-94)
10. 38 by Duane Simpkins (1993-94)
11. 36 by Teyon McCoy (1986-87)
12. 35 by Steve Hood (1986-87)

THREE POINT SHOTS ATTEMPTED LEADERS BY CLASS

Note - Years and games played credited to each player in this category are only those played since the 1986-87 season.

FRESHMAN

1. 173 by Johnny Rhodes (1992-93)
2. 80 by Steve Hood (1986-87)
2. 80 by Teyon McCoy (1986-87)
4. 63 by Exree Hipp (1992-93)
5. 37 by Sarunas Jasikevicius (1994-95)
6. 27 by Keith Booth (1993-94)
6. 27 by Duane Simpkins (1992-93)
6. 27 by Walt Williams (1988-89)
9. 19 by Wayne Bristol (1991-92)
10. 17 by Nick Bosnic (1993-94)
11. 16 by Jerrod Mustaf (1988-89)

SOPHOMORE

1. 129 by Johnny Rhodes (1993-94)
2. 94 by Exree Hipp (1993-94)
3. 88 by Duane Simpkins (1993-94)
4. 72 by Teyon McCoy (1987-88)
5. 68 by Steve Hood (1987-88)
6. 67 by Walt Williams (1989-90)
7. 55 by John Johnson (1986-87)
8. 53 by Ivan Powell (1986-87)
9. 23 by Keith Booth (1994-95)
10. 21 by Joe Smith (1994-95)
11. 20 by Wayne Bristol (1992-93)
11. 20 by Jerrod Mustaf (1989-90)

JUNIOR

1. 164 by Teyon McCoy (1989-90)
2. 122 by Rudy Archer (1987-88)
3. 120 by Johnny Rhodes (1994-95)
4. 105 by Duane Simpkins (1994-95)
5. 95 by Walt Williams (1990-91)
6. 69 by Exree Hipp (1994-95)
7. 57 by Mario Lucas (1994-95)
8. 47 by Kevin McLinton (1991-92)
9. 30 by Matt Downing (1990-91)
10. 22 by Dave Dickerson (1987-88)
11. 16 by John Johnson (1987-88)
12. 10 by Wayne Bristol (1993-94)
13. 7 by Mike Thibeault (1992-93)
14. 5 by Garfield Smith (1990-91)

SENIOR

1. 240 by Walt Williams (1991-92)
2. 156 by Matt Roe (1990-91)
3. 113 by Keith Gatlin (1987-88)
4. 99 by Greg Nared (1988-89)
5. 95 by John Johnson (1988-89)
6. 57 by Dave Dickerson (1988-89)
7. 52 by Wayne Bristol (1994-95)
8. 35 by Matt Downing (1991-92)
9. 33 by Derrick Lewis (1987-88)
10. 28 by Kevin McLinton (1992-93)
10. 28 by Garfield Smith (1991-92)

CAREER

1. 429 by Walt Williams (1988-92)
2. 422 by Johnny Rhodes (1992-Present)
3. 316 by Teyon McCoy (1986-88, 1989-90)
4. 226 by Exree Hipp (1992-Present)
5. 220 by Duane Simpkins (1992-Present)
6. 156 by Matt Roe (1990-91)
7. 148 by Steve Hood (1986-87)
8. 113 by Keith Gatlin (1983-86, 1987-88)
9. 83 by Kevin McLinton (1989-93)
10. 80 by Dave Dickerson (1985-89)

TOP THREE POINT SHOTS ATTEMPTED

SEASONS

1. 240 by Walt Williams (1991-92)
2. 173 by Johnny Rhodes (1992-93)
3. 164 by Teyon McCoy (1989-90)
4. 156 by Matt Roe (1990-91)
5. 129 by Johnny Rhodes (1993-94)
6. 122 by Rudy Archer (1987-88)
7. 120 by Johnny Rhodes (1994-95)
8. 113 by Keith Gatlin (1987-88)
9. 105 by Duane Simpkins (1994-95)
10. 99 by Greg Nared (1988-89)
11. 95 by Walt Williams (1990-91)
11. 95 by John Johnson (1988-89)

MISCELLANEOUS RECORDS

Individual Records

Game

Field Goals Made:

18 by Ernest Graham vs. N.C. State (12-20-78)

Field Goals Attempted:

34 by Gene Shue vs. Washington & Lee (2-53)

Consecutive Field Goals Made:

10 by Barry Yates vs. Miami (Fla.) (12-29-70)

10 by Keith Gatlin vs. Clemson (2-17-85)

Free Throws Made:

17 by Tom McMillen vs. Canisus (12-17-71)

Free Throws Attempted:

22 by Joe Smith vs. Clemson (2-25-95)

Consecutive Free Throws Made:

15 by Albert King vs. Boston University (2-79)

3-Point Field Goals Made:

7 by Walt Williams vs. Florida State (2-5-92)

3-Point Field Goals Attempted:

22 by Walt Williams vs. Clemson (2-22-92)

Season

Field Goals Made:

275 by Albert King (1979-80)

Consecutive Field Goals Made:

15 by Greg Manning (over two games during the 1980-81 season; also an ACC record)

Free Throws Made:

209 by Joe Smith (1994-95)

209 by Len Bias (1985-86)

Consecutive Free Throws Made:

32 by Duane Simpkins (1993-94)

32 by Len Bias (1985-86)

Career

Games Played:

131 by Len Bias (1982-86)

Consecutive Games Played:

109 by Ernest Graham (1977-81)

Games Started:

113 by Len Bias (1982-86)

Field Goals Made:

862 by Albert King (1977-81)



Greg Manning led the Terps in free throw shooting three times, and shot above 80 percent from the line during his career.

Consecutive Field Goals Made:

15 by Greg Manning (1978-81)

Consecutive Free Throws Made:

32 by Duane Simpkins (1993-94)

32 by Len Bias (1982-86)

32 by Bob O'Brien (1954-57)

MISCELLANEOUS OPPONENT RECORDS

Free Throws:

40 by Clemson (1-13-68)

Free Throw Attempts:

53 by Clemson (1-13-68)

Fouls:

39 by Morgan State (12-23-94)

MARYLAND TEAM RECORDS

Game

Points in a Half:

85 vs. Morgan State (12-23-94, 2nd Half)

Rebounds:

74 vs. Penn State (12-64)

Field Goals:

55 vs. Brown (11-72)

55 vs. Canisus (12-78)

Fewest Field Goals:

6 vs. Seton Hall (6-41)

Fewest Field Goals Attempted:

18 vs. South Carolina (1-71)

3-Pt Field Goals:

11 vs. American (12-30-94)

3-Pt Field Goals Attempted:

29 vs. Clemson (2-22-92)

Free Throws:

41 vs. Morgan State (12-23-94)

Fewest Free Throws:

0 vs. Wake Forest (2-73)

Fewest Free Throw Attempts:

1 vs. Several Opponents (last time, vs. Georgia Tech 2-6-93)

Fouls:

44 vs. William & Mary (2-52)

Fewest Fouls:

7 vs. Buffalo (1-72)

Field Goal Percentage:

.833 (15-18) vs. South Carolina (1-71)

Free Throw Percentage (minimum 10 attempts):

.966 (28-29) vs. Duke (2-76)

SEASON HIGHLIGHTS

Total Attendance:

437,268 in 34 games (1994-95)

Home Attendance:

240,254 in 19 games (1976-77)

Average Home Attendance:

13,814 in 16 games (1994-95)

Consecutive Wins to Open a Season:

11 (1975-76)

Consecutive Wins Against Non-ACC Opponents:

31 (1970-73)

Consecutive Wins:


14 (1971-72 through 1972-73)

Consecutive 20-win Seasons:

5 (1971-72 through 1975-76)



Tom McMillen made a school record 17 free throws versus Canisus on December 17, 1971.



Duane Simpkins made a school record 32 consecutive free throws during the 1993-94 season.

VICTORY MARGIN

Largest Margins of Victory

Margin	Opponent	Score
+66	Morgan State (12-23-94)	138-72
+66	Maryland Eastern Shore (2-27-87)	113-49
+64	DePauw (12-12-74)	99-42
+60	Colgate (12-8-94)	113-53
+57	DePauw (12-3-75)	99-42
+55	Maryland Eastern Shore (11-26-91)	115-60
+53	Towson State (2-21-85)	91-38
+52	Maryland Baltimore County (2-22-90)	113-62
+51	Cornell (11-27-93)	92-41
+49	Eastern Kentucky (12-5-73)	106-57
+47	Towson State (12-12-94)	120-73
+46	Appalachian State (1-2-75)	96-50
+45	Brown (11-29-72)	127-82
+44	Maryland Eastern Shore (12-1-88)	97-53
+43	Johns Hopkins (11-26-83)	108-65
+40	Howard (1-2-93)	109-69
+40	Morgan State (12-26-92)	103-63
+40	Boston University (12-8-75)	122-82
+40	South Carolina (3-1-58)	99-59
+40	Clemson (1-6-53)	81-41

Largest Margins of Defeat

Margin	Opponent	Score
-63	Bainbridge Navy (1944-45)	85-22
-57	Miami (Fla.) (1968-69)	92-35
-53	Army (1943-44)	78-25
-44	Seton Hall (1941-42)	59-15
-40	North Carolina (3-12-93)	102-62
-39	Wake Forest (1962-63)	80-41
-36	West Virginia (1946-47)	81-43
-36	Navy (1932-33)	58-21



Maryland's 1994-95 team scored a school record 138 points versus Morgan State.

100-Point Games

Total 100 Point Games: 74
 Most in a Season: 8 (1973-74)
 Most Consecutive 100 Point Games: 3 (1994-95)
 Last 100 Point Game: December 23, 1994

Score	Opponent
1994-95 (5)	Bucknell
102-64	Bucknell
102-77	UMBC
113-53	Colgate
120-73	Towson State
138-72	Morgan State
1993-94 (2)	Towson State
109-71	Towson State
102-70	N.C. State
1992-93 (3)	Md.-Baltimore Cty.
103-80	Md.-Baltimore Cty.
103-63	Morgan State
109-69	Howard
1991-92 (2)	Md.-Eastern Shore
115-60	Md.-Eastern Shore
101-91	West Virginia
1990-91 (1)	N.C. State
104-100	N.C. State
1989-90 (5)	Augusta College
105-74	Augusta College
104-86	George Mason
110-91	Alcorn State
111-114	Duke (OT)
113-61	Md.-Baltimore Cty.
1987-88 (1)	Md.-Eastern Shore
117-51	Md.-Eastern Shore
1986-87 (1)	Md.-Eastern Shore
117-51	Md.-Eastern Shore
1983-84 (3)	West Virginia
102-77	West Virginia
104-69	Md.-Eastern Shore
108-65	Johns Hopkins
1982-83 (2)	Duke
101-90	Duke
106-94	North Carolina
1980-81 (2)	Marshall
114-89	Marshall
109-83	Farleigh Dickenson
1979-80 (3)	Duke
101-82	Duke
115-76	Miami (OH)
113-79	Catholic
1977-78 (2)	N.C. State (3 OT)
109-108	N.C. State (3 OT)
130-106	East Carolina
1976-77 (1)	Bucknell
106-72	Bucknell
1975-76 (7)	Wake Forest
105-91	Wake Forest
102-91	Duke
102-84	N.C. State
111-88	Long Island
104-69	Seton Hall
122-82	Boston University
127-84	East Carolina
1974-75 (8)	East Tennessee
104-87	East Tennessee
103-82	Duquesne
104-80	Duke
103-85	N.C. State

105-67 Georgia Tech
 113-49 DePaul
 104-71 Georgetown
 106-81 Richmond

1973-74 (8)
 100-103 N.C. State
 105-85 North Carolina
 110-75 Virginia
 104083 Duke
 112-73 Fordham
 102-75 Holy Cross
 115-83 Georgetown
 106-57 Eastern Kentucky

1972-73 (4)
 100-73 Long Island
 105-76 Wake Forest
 107-80 Canisus
 127-82 Brown

1971-72 (5)
 100-69 Niagara
 103-67 Western Kentucky
 102-79 Holy Cross
 118-96 George Washington
 100-83 Brown

1970-71 (2)
 111-77 Miami (FL)
 109-70 Buffalo

1969-70 (1)
 103-85 Clemson

1965-66 (2)
 107-92 West Virginia
 107-81 George Washington

1959-60 (1)
 103-80 Yale



Bud Millikan coached Jay McMillen on Maryland's 1965-66 team which surpassed the century mark twice.



Maryland's 1973-74 team set a school record by reaching the 100-point mark an incredible eight times.

OPPONENTS' 100 POINT GAMES

Total 100 Point Games: 27
 Most in a Season: 5 (1990-91)
 Most Consecutive 100 Point Games: 2 (1978-79)
 Last 100 Point Game: February 4, 1995

Score Opponent
 1993-94 (2)
 90-100 North Carolina
 91-100 Georgia Tech

1992-93 (3)
 73-101 North Carolina
 85-105 Florida State
 66-102 North Carolina

1990-91 (5)
 85-100 Boston College
 73-105 North Carolina
 104-100 N.C. State
 81-101 Duke
 91-114 N.C. State

1989-90 (2)
 111-114 Duke (OT)
 84-104 Duke

1987-88 (1)
 82-104 Georgia Tech

1978-79 (3)
 79-102 North Carolina
 90-101 Canisus
 124-110 N.C. State

1977-78 (3)
 109-108 N.C. State (3 OT)
 90-101 George Washington
 130-106 East Carolina

1973-74 (1)
 100-103 N.C. State

1972-73 (1)
 89-103 Providence

1970-71 (2)
 76-100 North Carolina
 70-105 North Carolina

1969-70 (2)
 68-101 South Carolina
 87-107 North Carolina


1968-69 (1)
 87-107 North Carolina

1963-64 (1)
 72-104 Duke

SEASON LEADERS

Scoring

Year	Leader	Pts.-Avg.
1950-51	Lee Brawley	404-15.0
1951-52	Not available	
1952-53	Gene Shue	508-22.1
1953-54	Gene Shue	654-21.8
1954-55	Bob Kessler	487-20.3
1955-56	Bob Kessler	490-20.4
1956-57	Bob O'Brien	342-13.2
1957-58	Charles McNeil	311-14.8
1958-59	Charles McNeil	311-14.8
1959-60	Al Bunge	383-16.6
1960-61	Bob McDonald	347-13.4
1961-62	Jerry Greenspan	380-15.2
1962-63	Jerry Greenspan	365-17.4
1963-64	George Suder	327-13.0
1964-65	Jay McMillen	512-19.7
1965-66	Gary Ward	430-17.2
1966-67	Jay McMillen	392-16.3
1967-68	Pete Johnson	360-15.0
1968-69	Will Hetzel	605-23.3
1969-70	Rod Horst	428-16.5
1970-71	Howard White	389-15.6
	Jim O'Brien	342-16.3
1971-72	Tom McMillen	667-20.8
1972-73	Tom McMillen	616-21.2
1973-74	John Lucas	564-20.1
1974-75	John Lucas	469-19.5
1975-76	John Lucas	557-19.9
1976-77	Lawrence Boston	338-13.0
	Steve Sheppard	309-16.2
1977-78	Lawrence Boston	423-15.5
1978-79	Ernest Graham	499-16.6
1979-80	Albert King	674-21.7
1980-81	Albert King	559-18.0
1981-82	Adrian Branch	442-15.2
1982-83	Adrian Branch	541-18.7
1983-84	Ben Coleman	491-15.3
1984-85	Len Bias	701-18.9
1985-86	Len Bias	743-23.2
1986-87	Derrick Lewis	510-19.6
1987-88	Derrick Lewis	466-15.0
1988-89	Tony Massenburg	481-16.6
1989-90	Jerrod Mustaf	609-18.5
1990-91	Matt Roe	498-17.8
	Walt Williams	318-18.7
1991-92	Walt Williams	776-26.8
1992-93	Evers Burns	518-18.5
1993-94	Joe Smith	582-19.4
1994-95	Joe Smith	708-20.8



Howard White led Maryland in points scored with 389 during the 1970-71 season.

1969-70	Rod Horst	258-9.9
1970-71	Barry Yates	224-8.6
1971-72	Len Elmore	351-11.0
1972-73	Len Elmore	290-11.2
1973-74	Len Elmore	412-14.7
1974-75	Tom Roy	321-11.1
1975-76	Lawrence Boston	249-8.9
	Larry Gibson	157-9.8
1976-77	Larry Gibson	228-8.4
1977-78	Larry Gibson	253-9.0
1978-79	Buck Williams	323-10.8
1979-80	Buck Williams	242-10.1
1980-81	Buck Williams	363-11.7
1981-82	Herman Veal	213-7.3
1982-83	Ben Coleman	242-8.1
1983-84	Ben Coleman	269-8.4
1984-85	Len Bias	251-6.8
1985-86	Len Bias	224-7.0
1986-87	Derrick Lewis	248-9.5
1987-88	Derrick Lewis	237-7.6
1988-89	Tony Massenburg	226-7.8
1989-90	Tony Massenburg	314-10.1
1990-91	Cedric Lewis	233-8.3
1991-92	Evers Burns	206-7.1
1992-93	Evers Burns	249-8.9
1993-94	Joe Smith	321-10.7
1994-95	Joe Smith	362-10.7

FIELD GOAL PERCENTAGE

(150 attempts minimum)

Year	Leader	FG Pct
1950-51	Dick Koffenberger	.480
1951-52	not available	
1952-53	Gene Shue	.469
1953-54	Gene Shue	.506
1954-55	not available	
1955-56	Bob O'Brien	.421
1956-57	John Nacincik	.470
1957-58	Nick Davis	.463
1958-59	Charles McNeil	.443
1959-60	Paul Jehus	.470
1960-61	Bob McDonald	.453
1961-62	Bruce Kelleher	.437
1962-63	Connie Carpenter	.447
1963-64	Jackie Clark	.480
1964-65	Jay McMillen	.486
1965-66	Gary Ward	.463
1966-67	Rich Drescher	.445
1967-68	Will Hetzel	.423
1968-69	Rod Horst	.480
1969-70	Rod Horst	.532
1970-71	Charlie Blank	.473
1971-72	Tom McMillen	.549
1972-73	Tom McMillen	.585
1973-74	Maurice Howard	.553
1974-75	Tom Roy	.606
1975-76	Maurice Howard	.553
1976-77	Lawrence Boston	.597
1977-78	Lawrence Boston	.580
1978-79	Buck Williams	.583
1979-80	Greg Manning	.643
1980-81	Buck Williams	.647
1981-82	Charles Pitman	.611
1982-83	Ben Coleman	.571
1983-84	Ben Coleman	.608
1984-85	Len Bias	.530
1985-86	Tom Jones	.551
1986-87	Derrick Lewis	.602
1987-88	Brian Williams	.600
1988-89	Tony Massenburg	.550
1989-90	Jerrod Mustaf	.529
1990-91	Garfield Smith	.527

REBOUNDING

Year	Player	Rbs.-Avg.
1955-56	Bob Kessler	336-14.0
1956-57	Jim Halleck	195-7.5
1957-58	Al Bunge	265-9.1
1958-59	Al Bunge	241-10.5
1959-60	Al Bunge	289-12.6
1960-61	Bob McDonald	279-10.7
1961-62	Jerry Greenspan	235-9.4
1962-63	Jerry Greenspan	184-8.8
1963-64	Rick Wise	185-7.1
	Gary Ward	103-7.4
1964-65	Gary Ward	271-10.4
1965-66	Gary Ward	241-9.6
1966-67	Jay McMillen	195-8.1
1967-68	Jay McMillen	195-8.1
1968-69	Will Hetzel	318-12.2

SEASON LEADERS



Dick Koffenberger led the Terps with a .772 free throw shooting percentage during the 1950-51 season.

1991-92	Evers Burns	.516
1992-93	Evers Burns	.506
1993-94	Joe Smith	.522
1994-95	Joe Smith	.578

FREE THROW PERCENTAGE

Year	Leader	FT .Pct
1950-51	Dick Koffenberger	.772
1951-52	not available	
1952-53	Gene Shue	.700
1953-54	Gene Shue	.789
1954-55	not available	
1955-56	Bob O'Brien	.767
1956-57	Jim Halleck	.764
1957-58	Charles McNeil	.762
1958-59	Jerry Bechtle	.783
1959-60	Paul Jetus	.842
1960-61	Bob McDonald	.873
1961-62	Bruce Kelleher	.816
1962-63	Jerry Greenspan	.749
1963-64	Neil Brayton	.803
1964-65	Gary Ward	.818
1965-66	Jay McMillen	.792
1966-67	Jay McMillen	.787
1967-68	Pete Johnson	.721
1968-69	Will Hetzel	.813
1969-70	Will Hetzel	.781
1970-71	Jim O'Brien	.784
1971-72	Tom McMillen	.817
1972-73	Jim O'Brien	.844
1973-74	Maurice Howard	.786
1974-75	John Lucas	.836
1975-76	Maurice Howard	.828
1976-77	Brad Davis	.784
1977-78	Jo Jo Hunter	.863
1978-79	Greg Manning	.857
1979-80	Greg Manning	.908
1980-81	Greg Manning	.821
1981-82	Herman Veal	.780
1982-83	Herman Veal	.762
1983-84	Len Bias	.767
1984-85	Keith Gatlin	.862
1985-86	Len Bias	.864
1986-87	John Johnson	.790
1987-88	Rudy Archer	.770
1988-89	John Johnson	.790
1989-90	Walt Williams	.776
1990-91	Walt Williams	.837
1991-92	Kevin McLinton	.781
1992-93	Kevin McLinton	.822
1993-94	Duane Simpkins	.784
1994-95	Duane Simpkins	.841

ASSISTS

Year	Leader	Ast.-Avg.
1969-70	Mickey Wiles	135-5.2
1970-71	Jim O'Brien	70-3.3
1971-72	Howard White	93-2.9
1972-73	John Lucas	178-5.9
1973-74	John Lucas	159-5.7
1974-75	Brad Davis	134-4.6
1975-76	Brad Davis	165-5.9
1976-77	Bead Davis	132-4.9
1977-78	Greg Manning	74-2.6
1978-79	Dutch Morley	128-4.3
1979-80	Ernest Graham	136-4.4
1980-81	Ernest Graham	120-3.9
1981-82	Dutch Morley	128-4.3

1982-83	Jeff Adkins	121-4.0
1983-84	Keith Gatlin	148-4.6
1984-85	Keith Gatlin	221-6.0
1985-86	Keith Gatlin	204-6.4
1986-87	Teyon McCoy	111-4.3
1987-88	Rudy Archer	172-5.5
1988-89	Greg Nared	135-4.8
1989-90	Walt Williams	149-4.5
1990-91	Kevin McLinton	123-4.4
	Walt Williams	91-5.4
1991-92	Kevin McLinton	154-5.3
1992-93	Kevin McLinton	154-5.3
1993-94	Duane Simpkins	136-4.5
1994-95	Duane Simpkins	162-4.8

BLOCKED SHOTS

Year	Leader	Blk. Avg.
1976-77	Larry Gibson	67-2.5
1977-78	Larry Gibson	57-2.0
1978-79	Larry Gibson	58-1.9
1979-80	Taylor Baldwin	35-1.1
1980-81	Buck Williams	29-0.9
1981-82	Charles Pittman	31-1.3
1982-83	Ben Coleman	33-1.1
1983-84	Ben Coleman	42-1.3
1984-85	Derrick Lewis	99-2.7
1985-86	Derrick Lewis	71-2.2
1986-87	Derrick Lewis	*114-4.4
1987-88	Derrick Lewis	55-1.8
1988-89	Cedric Lewis	36-1.3
1989-90	Cedric Lewis	49-1.5
1990-91	Cedric Lewis	*#143-5.1
1991-92	Chris Kerwin	31-1.1
1992-93	Chris Kerwin	30-1.1
1993-94	Joe Smith	93-3.1
1994-95	Joe Smith	97-2.9

*second best in the nation that season
#ACC record

STEALS

Year	Leader	Stl.-Avg.
1976-77	Steve Sheppard	27-1.4
1977-78	Jo Jo Hunter	26-1.0
1978-79	Dutch Morley	43-1.4
1979-80	Dutch Morley	64-2.1
1980-81	Ernest Graham	42-1.4
1981-82	Dutch Morley	33-1.1
1982-83	Jeff Adkins	23-0.8
1983-84	Adrian Branch	29-1.0
1984-85	Adrian Branch	45-1.2
1985-86	Derrick Lewis	37-1.1
1986-87	Derrick Lewis	38-1.5
1987-88	Derrick Lewis	45-1.5
1988-89	Greg Nared	46-1.6
1989-90	Walt Williams	67-1.7
1990-91	Cedric Lewis	42-1.5
1991-92	Walt Williams	60-2.1
1992-93	Johnny Rhodes	71-2.5
1993-94	Johnny Rhodes	78-2.3
1994-95	Johnny Rhodes	85-2.5

MARYLAND YEAR-BY-YEAR STATISTICS

YEAR	GP	/—TOTAL—/		/—3PT—/				AST	BLK	STL	PF-DQ	OFF	DEF	TOTAL	PTS-AVG
		FGM-FGA	.PCT	FGM-FGA	.PCT	FTM-FTA	.PCT					REBS	REBS	REBS-AVG	
1950-51	27	481-1210	.398	—	—	450-663	.679	—	—	—	—	—	—	—	1412-52.3
1951-52															
1952-53	23	487-1285	.379	—	—	432-698	.617	—	—	—	—	—	—	—	1406-61.1
1953-54	30	712-1661	.429	—	—	532-787	.648	—	—	—	—	—	—	—	1959-65.3
1954-55	24	563-1417	.398	—	—	447-682	.657	—	—	—	—	—	—	1178-49.0	1573-65.5
1955-56	24	550-1382	.398	—	—	500-744	.672	—	—	—	—	—	—	1158-48.3	1600-66.7
1956-57	26	597-1414	.422	—	—	486-679	.716	—	—	—	—	—	—	911-35.0	1680-64.6
1957-58	29	706-1698	.416	—	—	590-858	.688	—	—	—	—	—	—	1175-40.5	2004-69.1
1958-59	23	502-1262	.398	—	—	361-545	.655	—	—	—	—	—	—	889-38.7	1365-59.3
1959-60	23	548-1310	.418	—	—	399-534	.747	—	—	—	—	—	—	864-37.6	1495-65.0
1960-61	26	628-1482	.424	—	—	491-659	.745	—	—	—	—	—	—	1143-44.0	1747-67.2
1961-62	25	637-1476	.432	—	—	474-644	.736	—	—	—	—	—	—	1082-43.3	1748-69.9
1962-63	21	506-1272	.398	—	—	337-496	.679	—	—	—	332-	—	—	888-42.3	1349-64.2
1963-64	26	714-1634	.437	—	—	397-572	.694	—	—	—	512-16	—	—	1058-40.7	1825-70.2
1964-65	26	726-1596	.455	—	—	457-634	.720	—	—	—	435-15	—	—	1162-44.7	1909-73.4
1965-66	25	705-1535	.459	—	—	381-560	.680	—	—	—	449-18	—	—	1107-44.3	1791-71.6
1966-67	25	637-1448	.439	—	—	350-479	.730	—	—	—	378-5	—	—	884-35.3	1624-64.9
1967-68	24	653-1678	.389	—	—	346-519	.667	—	—	—	457-21	—	—	1058-44.0	1652-68.8
1968-69	26	782-1842	.425	—	—	485-657	.738	—	—	—	487-15	—	—	1068-45.1	2049-78.8
1969-70	26	781-1709	.457	—	—	417-586	.712	337	—	—	458-17	—	—	1174-45.1	1979-76.1
1970-71	26	735-1650	.448	—	—	480-715	.671	302	—	—	442-13	—	—	1106-42.5	1950-75.0
1971-72	32	929-1877	.495	—	—	586-786	.746	443	—	—	490-10	—	—	1154-44.4	2444-76.4
1972-73	30	1089-2094	.520	—	—	435-606	.718	557	—	—	547-17	—	—	1361-43.4	2613-87.1
973-74	28	1012-1983	.510	—	—	376-504	.746	450	—	—	492-10	—	—	1368-45.4	2400-85.7
1974-75	29	1049-1918	.547	—	—	509-672	.757	413	—	—	535-18	—	—	1261-48.9	2607-89.9
1975-76	28	996-1854	.537	—	—	477-629	.758	397	—	—	562-20	—	—	1126-43.5	2469-88.2
1976-77	27	850-1645	.516	—	—	415-566	.733	310	155	163	500-20	—	—	1059-40.2	2115-78.3
1977-78	28	935-1829	.509	—	—	433-599	.722	336	142	148	577-20	—	—	1188-38.8	2303-82.1
1978-79	27	954-1897	.503	—	—	430-600	.717	415	126	195	589-18	—	—	1154-42.4	2338-77.9
1979-80	30	985-1789	.551	—	—	511-706	.724	558	114	233	569-12	—	—	1089-38.5	2481-80.0
1980-81	31	943-1774	.532	—	—	467-649	.720	503	93	201	596-17	—	—	1095-35.1	2353-75.9
1981-82	29	651-1359	.479	—	—	476-634	.751	307	78	126	530-15	—	—	876-35.3	1778-61.3
1982-83	30	820-1672	.490	—	—	496-724	.685	375	88	105	619-25	—	—	1098-30.2	2222-74.1
1983-84	32	941-1745	.539	—	—	509-702	.725	548	100	148	578-15	—	—	1078-36.6	2391-74.7
1984-85	37	1038-2065	.503	—	—	526-708	.743	575	181	206	639-14	—	—	1184-33.7	2602-70.3
1985-86	33	911-1786	.510	—	—	500-686	.729	465	135	159	549-9	—	—	1030-32.0	2322-70.4
1986-87	26	674-1344	.502	122-290	.461	395-553	.714	423	143	130	474-15	200	524	769-31.2	1865-71.7
1987-88	31	874-1633	.504	195-451	.430	407-606	.672	536	140	177	537-12	303	583	957-29.6	2350-75.8
1988-89	29	760-1651	.460	88-311	.283	398-587	.672	427	125	159	529—15	309	615	1002-30.9	2006-69.2
1989-90	33	1002-2073	.483	110-278	.396	633-893	.709	583	162	217	704-20	438	802	1351-34.6	2747-83.2
1990-91	28	814-1795	.454	90-309	.291	527-772	.683	455	185	227	550-19	3734	625	1098-39.2	2245-80.2
1991-92	29	848-1880	.451	128-294	.325	526-751	.700	495	107	242	611-32	403	611	1092-37.7	2350-81.0
1992-93	29	813-1907	.443	106-339	.313	439-653	.672	521	99	258	577-18	375	665	1116-39.9	22235-79.8
1993-94	30	868-1901	.457	141-401	.352	522-766	.682	502	176	303	624-26	411	711	1193-39.8	2399-80.0
1994-95	34	1035-2080	.498	179-508	.352	697-987	.706	641	168	302	632-15	476	804	1367-40.2	2946-86.7

OPPONENTS YEAR-BY-YEAR STATISTICS

YEAR	GP	/—TOTAL—/		/—3PT—/		FTM-FTA	.PCT	AST	BLK	STL	PF-DQ	OFF	DEF	TOTAL	PTS-AVG
		FGM-FGA	.PCT	FGM-FGA	.PCT							REBS	REBS	REBS-AVG	
1950-51	27	510-	—	—	—	400-663	.603	—	—	—	—	—	—	—	1420-52.6
1951-52			—	—	—										
1952-53	23	369-	—	—	—	515-788	.654	—	—	—	—	—	—	—	1256-54.3
1953-54	30	539-	—	—	—	594-888	.668	—	—	—	—	—	—	—	1672-55.7
1954-55			—	—	—										
1955-56	24	509-1470	.346	—	—	537-733	.732	—	—	—	—	—	—	977-40.7	1555-64.8
1956-57	26	553-1414	.391	—	—	484-729	.661	—	—	—	—	—	—	940-36.2	1590-61.5
1957-58	29	583-1687	.352	—	—	497-735	.676	—	—	—	—	—	—	1031-35.6	1671-57.6
1958-59	23	444-1201	.369	—	—	408-584	.697	—	—	—	—	—	—	814-35.4	1296-57.6
1959-60	23	529-1331	.397	—	—	343-490	.700	—	—	—	—	—	—	795-34.6	1407-56.3
1960-61	26	642-1676	.384	—	—	473-679	.697	—	—	—	—	—	—	1119-43.0	1757-61.2
1961-62	25	700-1669	.419	—	—	405-679	.649	—	—	—	489-	—	—	1115-44.6	1805-67.6
1962-63	21	614-1336	.460	—	—	276-624	.697	—	—	—	336-	—	—	879-41.9	1504-71.6
1963-64	26	736-1618	.455	—	—	509-396	.692	—	—	—	462-14	—	—	1145-44.0	1964-75.5
1964-65	26	686-1655	.415	—	—	417-735	.714	—	—	—	490-23	—	—	1021-30.3	1789-68.8
1965-66	25	649-1603	.405	—	—	415-584	.706	—	—	—	454-11	—	—	1029-41.2	1711-68.4
1966-67	25	644-1380	.467	—	—	340-588	.714	—	—	—	393-7	—	—	928-37.1	1628-65.1
1967-68	24	670-1533	.437	—	—	434-476	.701	—	—	—	419-12	—	—	1188-49.0	1744-73.9
1968-69	26	858-1846	.465	—	—	472-619	.725	—	—	—	488-18	—	—	1225-47.1	2188-84.1
1969-70	26	762-1695	.449	—	—	421-651	.680	—	—	—	472-13	—	—	1082-41.6	1945-74.7
1970-71	26	743-1625	.457	—	—	422-619	.703	308	—	—	544-24	—	—	1056-40.6	1908-73.4
1971-72	32	843-1933	.436	—	—	417-600	.687	302	—	—	607-30	—	—	1040-32.5	2107-65.8
1972-73	30	947-2023	.449	—	—	332-607	.686	363	—	—	598-23	—	—	1043-34.8	2226-74.2
1973-74	28	798-1993	.400	—	—	335-484	.705	278	—	—	513-11	—	—	1066-38.1	1931-69.0
1974-75	29	916-2075	.441	—	—	331-475	.694	355	—	—	634-28	—	—	999-34.5	2163-74.6
1975-76	28	867-1954	.444	—	—	346-477	.708	307	—	—	575-25	—	—	1024-36.6	2080-74.3
1976-77	27	804-1845	.436	—	—	393-489	.722	299	58	202	529-21	—	—	978-36.2	2001-74.1
1977-78	28	906-2001	.453	—	—	415-612	.678	363	60	227	563-14	—	—	1057-37.7	2227-79.5
1978-79	30	912-1923	.474	—	—	416-601	.692	402	99	240	576-17	—	—	1036-34.5	2240-74.7
1979-80	31	926-1952	.474	—	—	374-534	.700	476	83	231	662-31	—	—	1000-32.3	2226-71.8
1980-81	31	879-1860	.473	—	—	406-582	.698	454	76	254	613-27	—	—	954-30.8	2164-69.8
1981-82	31	666-1424	.468	—	—	372-548	.679	326	80	150	581-30	—	—	802-27.7	1704-58.8
1982-83	29	808-1783	.453	—	—	425-634	.670	385	78	144	655-22	—	—	1022-34.1	2141-71.4
1983-84	30	889-1922	.462	—	—	373-537	.694	465	66	170	644-32	—	—	996-31.1	2151-67.2
1984-85	32	981-2136	.459	—	—	440-637	.691	510	84	192	681-26	—	—	1222-33.0	2404-65.0
1985-86	33	873-1820	.480	—	—	420-575	.730	457	78	187	639-16	—	—	1017-30.0	2166-65.6
1986-87	26	728-1521	.479	113-245	.561	336-491	.684	425	61	193	497-12	298	520	871-33.5	1905-73.3
1987-88	31	840-1744	.482	126-318	.396	421-589	.715	488	60	203	567-	347	599	1010-32.6	2227-71.8
1988-89	29	798-1722	.463	125-339	.369	431-615	.701	475	72	171	531-13	330	604	1024-34.6	2152-74.2
1989-90	33	911-2122	.429	175-490	.357	566-811	.698	535	103	238	692-25	466	676	1244-37.7	2563-77.7
1990-91	28	817-1827	.447	161-465	.346	427-631	.677	475	128	179	595-18	384	645	1114-39.8	2222-79.4
1991-92	29	829-1763	.470	164-440	.373	467-729	.641	460	152	165	612-18	378	656	1130-39.0	2289-78.9
1992-93	28	813-1812	.443	163-446	.313	437-661	.661	521	170	203	544-17	408	694	1186-42.4	2226-79.5
1993-94	30	798-1846	.432	168-526	.319	433-640	.640	448	145	213	632-17	367	687	1148-38.3	2197-73.2
1994-95	34	923-2098	.440	241-685	.352	427-651	.656	511	573	220	727-34	398	647	1142-33.6	2514-73.9

TERPS RECORD VS. ALL OPPONENTS

vs. Air Force Maryland leads, 2-0 1977-78 74-73 H W 1978-89 81-68 A W	vs. Alabama Maryland leads, 3-0 1924-25 27-21 N-sct W 1984-85 59-54 A W 1985-86 60-58 H W	vs. Alaska Maryland leads, 1-0 1984-85 54-52 A-shoot W	vs. American Maryland leads, 7-1 1926-27 16-21 A L 1977-78 78-65 N-cap W 1980-81 95-65 H W 1982-83 73-71 H W 1990-91 72-69 H W 1991-92 93-68 H W 1992-93 98-67 H W 1994-95 98-77 H W	vs. Appalachian State Maryland leads, 2-0 1974-75 96-50 H W 1975-76 76-74 H W	vs. Arizona Arizona leads, 1-0 1963-64 54-57 N-evans L	vs. Arizona State The series is tied, 1-1 1953-54 65-50 A W 1994-95 90-97 N-maui L	vs. Arkansas The series is tied, 1-1 1987-88 88-61 H W 1988-89 68-73 A L	vs. Army Maryland leads, 3-1 1966-67 57-56 N-ci W 1969-70 54-69 H-mdinv L 1977-78 99-77 H W 1989-90 78-60 N-cfc W	vs. Augusta College Maryland leads, 1-0 1989-90 105-74 H W	vs. Ball State Maryland leads, 1-0 1976-77 86-70 H W	vs. Baltimore City Maryland leads, 2-1 1913-14 NA H L 1935-36 55-33 H W 1937-38 50-32 A W	vs. Biscayne College Maryland leads, 1-0 1978-79 86-60 H W	vs. Boston College Maryland leads, 3-1 1957-58 86-63 N-ncaa ¹ W 1973-74 58-37 H-mdinv W 1983-84 89-76 H W 1990-91 85-100 N-accbe ¹ L	vs. Boston University Maryland leads, 2-1 1975-76 122-82 H W 1989-90 61-65 N-bg L 1990-91 85-59 H W	vs. Brown Maryland leads, 3-0 1971-72 100-83 H W 1972-73 127-82 H W 1979-80 72-59 H W	vs. Bucknell Maryland leads, 6-0 1976-77 106-72 H W 1977-78 96-62 H W 1978-79 107-97 H W 1979-80 95-73 H W 1986-87 77-68 H W 1994-95 102-64 H W	vs. Buffalo Maryland leads, 4-0 1969-70 97-77 H W 1970-71 109-70 H W 1971-72 82-58 H W 1972-73 93-64 H W	vs. California-Irvine Maryland leads, 1-0 1990-91 93-79 H W	vs. California-Los Angeles (UCLA) UCLA leads, 3-1 1973-74 64-65 A L 1974-75 75-81 H-mdinv L 1981-82 57-90 A L 1982-83 80-79 (2 ot) H W	vs. California-Santa Barabara Maryland leads, 1-0 1987-88 92-83 N-ncaa ³ W	vs. Cal-State Sacramento Maryland leads, 1-0 1989-90 98-68 N-cham W	vs. Canisus Maryland leads, 7-0 1971-72 86-77 H W 1972-73 107-80 A W 1973-74 86-73 H W 1978-79 129-103 H W 1981-82 91-73 H W 1982-83 67-66 A W 1983-84 77-55 H W	vs. Catholic The series is tied, 11-11 1910-11 35-30 H W 1913-14 NA A L NA H L 1918-19 7-25 NA L 12-14 NA L 1923-24 13-30 NA L 14-20 NA L 1924-25 18-14 A W 27-17 H W 1929-30 37-30 H W 1930-31 24-21 A W 1931-32 39-34 H W 1932-33 27-29 A L 1933-34 33-25 H W 1934-35 29-45 A L 1935-36 29-40 H L 1937-38 49-33 H W 1938-39 40-38 A W 1939-40 46-31 A L 1943-44 33-31 H W 33-53 A L 1979-80 113-79 H W	vs. Central Florida Maryland leads, 1-0 1986-87 73-55 H W	vs. Chaminade Maryland leads, 1-0 1994-95 95-67 N-maui W	vs. City College of New York The series is tied, 1-1 1924-25 22-16 H W 1941-42 40-57 A L	vs. Cincinnati Maryland leads, 2-0 1954-55 78-61 N-aacity W 1994-95 74-72 N-aid W	vs. The Citadel Maryland leads, 1-0 1937-38 45-43 N-sct W	vs. Clemson Maryland leads, 69-38 1938-39 45-35 H W 27-39 N-sct L 1939-40 53-26 H W 30-48 A L 1940-41 34-48 H L 1947-48 49-42 H W 63-61 A W 1948-49 74-50 H W 49-68 A L 1949-50 55-60 H L 68-70 A L 1950-51 44-50 A W 54-50 H W 50-48 N-sct W 1953-54 81-41 A W 79-54 H W 75-59 N-acc ¹ W 1954-55 71-63 A W 68-66 H W	1955-56 71-63 A W 81-69 H W 59-52 A W 74-65 H W 66-73 A L 72-54 H W 46-55 A L 77-58 H W 1959-60 70-55 H W 66-59 A W 59-76 A L 82-80 H W 91-75 N-acc ² W 61-73 A L 68-75 H L 60-62 A L 69-67 H W 56-49 H W 68-83 A L 67-81 N-acc ² W 67-65 A W 88-71 H W 61-50 N-acc ² W 1965-66 66-71 A L 69-81 H L 68-48 H W 61-65 A L 93-94 A L 81-68 H W 84-83 A W 75-68 A W 103-85 H W 56-52 H W 45-51 A L 61-63 A L 67-57 H W 54-52 N-acc ² W 1972-73 79-75 A W 69-66 H W 77-61 N-acc ² W 1973-74 89-60 H W 56-54 A W 82-83 A L 70-64 H W 77-82 H L 98-89 A W 71-93 A L 84-78 H W 90-75 H W 80-75 A W 77-63 A W 77-69 H W 75-67 N-acc ² W 84-83 H W 81-90 A L 91-85 N-acc ² W 86-82 A W 72-70 H W 62-57 H W 66-75 A L 80-61 A W 92-88 H W 85-72 H W 66-65 A W 94-84 H W 64-71 H L 78-69 H W 60-70 A L 64-72 A L 79-80 H L 68-53 H W 70-66 A W 58-75 A L 98-87 H W 77-82 A L 73-75 H L 81-65 H W 69-73 A L 84-71 H W 70-82 A L 81-75 N-acc ¹ W 72-82 A L 73-81 H W 1993-94 67-73 A L 73-53 H W	1994-95 56-51 A W 84-68 H W	vs. Cleveland State Maryland leads, 1-0 1984-85 95-84 H W	vs. Columbia Maryland leads, 2-0 1924-25 24-23 A W 1963-64 82-76 N-evan W	vs. Connecticut The series is tied, 1-1 1989-90 65-87 N-accbe ² L 1994-95 89-99 N-ncaa ¹⁶ L	vs. Coppin State Coppin leads, 1-0 1989-90 63-70 H L	vs. Cornell Maryland leads, 1-0 1993-94 92-41 H W	vs. Creighton Maryland leads, 1-0 1974-75 83-79 N-ncaa ⁴ W	vs. Davidson The series is tied, 1-1 1966-67 66-65 A-ci W 1968-69 69-83 A-ci L	vs. Dayton Maryland leads, 2-1 1965-66 77-75 N-sb W 1983-84 61-59 H W 1984-85 63-67 A L	vs. Delaware Maryland leads, 2-1 1910-11 14-23 A L 1969-70 94-58 H W 1970-71 86-73 H W	vs. Delaware College Delaware College leads, 1-0 1913-14 NA A L	vs. Delaware State Maryland leads, 1-0 1989-90 87-53 H W	vs. DePaul Maryland leads, 1-0 1976-77 92-74 H W	vs. DePauw Maryland leads, 2-0 1974-75 113-49 H W 1975-76 99-42 H W	vs. Duke Duke leads, 83-49 1925-26 41-20 H W 27-28 H L 24-39 A L 1930-31 32-24 H W 1931-32 20-18 A W 1932-33 30-28 H W 1933-34 37-33 H W 1934-35 39-48 H L 1935-36 38-34 H W 47-35 N-sct W 1936-37 31-34 A L 30-34 A L 40-35 H W 34-44 A L 32-35 N-sct L 1938-39 37-34 H W 60-44 A W 32-30 H W 37-48 A L 32-44 N-sct L 26-40 H L 17-43 A L 1941-42 33-37 A L 46-64 H L 1942-43 43-46 H L 24-51 A L 49-76 N-sct L 1945-46 25-59 A L 45-38 H W 38-40 H L 42-53 A L 46-58 A L 67-57 H W 1950-51 40-49 H L 1951-52 51-56 A L 48-51 N L	1952-53 74-65 N W 1953-54 61-68 H L 1954-55 49-47 H W 61-68 A L 62-76 A L 70-82 H L 69-94 N-acc ³ L 62-51 H W 60-72 A L 74-49 H W 59-68 A L 71-65 (ot) N-acc ³ W 64-31 H W 69-78 A L 56-48 A W 71-61 H W 62-70 A L 76-71 H W 68-84 A L 53-79 H L 58-71 N-acc ³ L 56-92 A L 70-76 H L 1963-64 72-104 H L 63-84 A L 64-82 A L 85-82 H W 61-76 A L 69-74 H L 69-72 H L 58-81 A L 52-84 H L 64-85 A L 85-96 A L 83-93 H L 82-50 H W 76-87 A L 88-79 A W 67-70 H L 77-58 H W 59-68 A L 81-85 A L 96-68 H W 104-83 H W 64-61 A W 85-66 N-acc ² W 83-77 H W 104-80 A W 102-91 H W 67-69 A L 80-78 N-acc ⁵ W 65-64 A W 85-72 H W 78-88 H L 70-81 A L 69-81 N-acc ² L 78-87 A L 70-68 H W 101-82 H W 61-66 A L 72-73 N-acc ² L 94-79 H W 54-55 A L 56-53 N-acc ⁵ W 40-36 A W 77-60 H W 67-86 H L 101-90 A W 81-75 A W 84-89 A L 74-62 N-acc ² W 78-76 H W 62-70 A L 73-86 N-acc ⁴ L 75-81 H L 68-80 A L 1985-86 61-85 H L 67-76 A L 72-69 A W 83-90 H L 72-82 H L 60-86 A L 80-91 A L 111-114 (ot) H L 84-104 N-acc ¹ L 78-94 H L 81-101 A L
--	---	--	---	--	--	---	---	--	--	--	---	--	---	---	---	--	---	---	---	---	---	--	---	---	--	---	--	---	--	--	--------------------------------	---	--	--	--	---	---	---	---	--	---	--	--	--	---	--

TERPS RECORD VS. ALL OPPONENTS

vs. Monmouth (N.J.) Maryland leads, 1-0 1988-89 74-70 H W	1956-57 43-45 N-aacity L vs. New York University New York University leads, 2-0 1910-11 7-25 H L 1937-38 27-42 H L	1969-70 86-88 H L 69-77 H L 83-90 A L	1946-47 43-55 N-sct L 1950-51 45-54 N-sct L 1954-55 68-64 H W	1991-92 91-114 A L 88-94 A L 77-74 H W							
vs. Montana State Maryland leads, 1-0 1956-57 89-72 N-aacity W	vs. Niagara Maryland leads, 1-0 1971-72 100-69 N-nit' W	1970-71 79-105 A L 76-100 H L 72-92 A L	1955-56 64-73 H W 71-62 A W 79-66 H W	1992-93 70-65 A W 88-71 H W 76-55 N-acc' W							
vs. Morgan State Maryland leads 4-0 1988-89 73-61 H W 1992-93 103-63 H W 1993-94 85-62 H W 1994-95 138-72 H W	vs. North Carolina North Carolina leads, 99-42 1923-24 20-26 H L 1924-25 16-21 H L 1925-26 23-22 H W 1926-27 23-20 H W	1971-72 94-88 H W 85-95 A L 73-82 A L	1956-57 56-49 A W 48-57 H L 64-69 A L	1993-94 102-70 H W 71-79 A L 84-67 A W							
vs. Mount Saint Joseph Mt. St. Joseph's leads, 2-1 1910-11 22-20 H W 1913-14 NA H L NA A L	vs. North Carolina North Carolina leads, 99-42 1923-24 20-26 H L 1924-25 16-21 H L 1925-26 23-22 H W 1926-27 23-20 H W	1972-73 85-95 A L 73-82 A L 91-80 H W	1957-58 56-49 A W 48-57 H L 64-69 A L	1994-95 84-67 A W 84-71 H W							
vs. Mount Saint Mary's Maryland leads, 2-0 1987-88 82-54 A W 1991-92 83-53 H W	1928-29 22-28 H L 1929-30 36-33 H W 29-22 A W 1930-31 33-31 H W 19-18 N-sct W	1973-74 74-75 H W 105-85 N-acc' W 66-69 H L	1958-59 53-55 H L 37-53 A L 63-53 H W	vs. Northeastern Maryland leads, 1-0 1985-86 84-72 H W							
vs. Navy Maryland leads, 30-26 1924-25 16-23 A L 1925-26 21-12 A W 1926-27 30-32 A L 1927-28 26-35 A L 1928-29 30-27 A W 1929-30 43-39 A W 1930-31 33-36 A L 1931-32 26-15 H W 1932-33 21-59 A L 1933-34 27-46 A L 1934-35 36-43 A L 1935-36 32-20 A W 1936-37 37-53 A L 1937-38 34-37 A L 1938-39 37-47 A L 1940-41 27-52 A L 1941-42 47-61 A L 1942-43 63-54 A W 1943-44 35-69 A L 1944-45 33-70 A L 1945-46 35-44 A L 1946-47 27-55 A L 1947-48 47-51 A L 1948-49 46-52 A L 1949-50 62-75 A L 1950-51 47-51 A L 1951-52 48-45 A W 1952-53 47-51 A L 1953-54 61-60 A W 1954-55 60-54 A W 1955-56 80-61 H W 1956-57 55-56 A L 1957-58 88-58 H W	1931-32 26-25 H W 26-32 A L 1932-33 42-29 H W 1933-34 24-28 H L 1934-35 31-39 H L 1935-36 32-44 H L 1936-37 24-41 A L 35-44 H L 1937-38 24-43 A L 1938-39 34-32 H W 66-41 A W 36-55 H L 29-44 A L 1941-42 30-34 H W 1942-43 47-40 H W 40-31 A W 1944-45 28-53 A L 1945-46 28-64 A L 31-33 H L 27-54 N-sct L 1946-47 42-58 A L 61-57 H W 1947-48 42-58 A L 47-51 H L 1948-49 47-55 A L 52-66 H L 61-79 N-sct L 1949-50 53-55 A L 56-69 H L 1950-51 67-59 A W 56-55 H W 1951-52 47-51 A L 71-51 H W 1952-53 49-59 A L 68-66 H W 1954-55 70-60 A W 63-61 H W 1955-56 62-68 H W 55-64 A L 1956-57 61-70 A L 61-65 (2ot) H L 1957-58 74-61 H W 59-66 A L 86-74 N-acc' W 1958-59 57-64 A L 69-51 H W 1959-60 66-75 H L 64-81 A L 1960-61 57-81 N-dc L 52-58 H L 56-63 A L 1961-62 79-62 H W 67-70 A L 1962-63 56-78 H L 68-82 A L 1963-64 88-97 A L 74-64 H W 1964-65 76-68 H W 90-81 A W 52-67 A L 77-66 H W 70-77 N-acc' L 1966-67 77-85 A L 78-79 H L 1967-68 67-73 H L 60-83 A L 1968-69 87-107 A L	1974-75 96-74 A W 93-95 (ot) A L 69-81 H L 68-71 H L 70-97 A L 71-85 A L 64-66 H L 53-54 H L 67-76 A L 79-102 N-acc' L 92-86 A W 70-69 H W 1980-81 66-75 A L 63-76 H L 60-61 N-acc' L 1981-82 50-66 H L 56-59 A L 71-72 A L 106-94 H W 1983-84 62-74 H L 63-78 A L 74-75 H L 54-60 A L 1985-86 67-71 H L 77-72 (ot) A W 85-75 N-acc' W 86-93 H L 65-98 A L 63-82 N-acc' L 1987-88 65-71 H L 73-74 A L 64-74 N-acc' L 1988-89 72-88 A L 75-86 H L 58-88 N-acc' L 1989-90 98-88 H W 80-76 A W 1990-91 73-105 A L 75-87 H L 1991-92 76-96 A L 82-80 H W 1992-93 73-101 A L 63-77 H L 66-102 n-acc' L 70-75 H L 89-95 A L 1994-95 90-100 A L 86-73 H W 92-97 (ot) N-acc' L	1960-61 67-75 N-dc L 75-57 H W 66-83 A L 68-73 H L 61-68 A L 74-76 H L 59-79 A L 72-62 H W 65-66 A L 1964-65 62-63 H L 67-73 A L 67-76 n-acc' L 1965-66 59-48 H W 58-60 A W 1966-67 54-38 A W 60-55 H W 1967-68 62-75 H L 52-68 A L 54-63 N-acc' L 1968-69 69-85 A L 81-86 H L 1969-70 57-91 A L 54-64 H L 57-67 n-acc' L 1970-71 81-83 H L 61-71 A L 1971-72 83-70 H W 66-65 A W 1972-73 85-87 H L 78-89 A L 74-76 N-acc' L 1973-74 74-80 A L 80-86 H L 100-103 (ot) N-acc' L 1974-75 103-85 H W 98-97 A W 85-87 N-acc' L 1975-76 87-69 A W 102-84 H W 1976-77 87-80 H W 75-73 A W 72-82 N-acc' L 1977-78 82-88 A L 73-80 H L 109-108 N-acc' W 1978-79 124-110 H W 82-81 A W 1979-80 62-67 A L 66-62 H W 1980-81 82-75 H W 76-72 A W 1981-82 53-74 A L 38-52 H L 28-40 N-acc' L 1982-83 86-81 H W 67-58 A W 1983-84 59-55 A W 63-50 H W 69-63 N-acc' W 1984-85 58-56 H W 71-70 A W 1985-86 55-67 H L 67-66 A W 1986-87 47-69 A L 72-85 H L 81-83 H L 1988-89 67-90 H L 77-94 A L 71-49 N-acc' W 1989-90 61-81 A W 96-95 H W 1990-91 104-100 H W	vs. Notre Dame Notre Dame leads, 8-7 1974-75 90-82 H W 83-71 N-ncaa ¹ W 1975-76 69-63 A W 1976-77 79-80 H L 1977-78 54-69 A L 1978-79 67-66 H W 1979-80 63-64 A L 1980-81 70-73 H L 1981-82 51-55 A L 1982-83 68-67 H W 1983-84 47-52 A L 1984-85 77-65 H W 1985-86 62-69 A L 1986-87 50-63 H L 1987-88 78-75 A W	vs. Old Dominion Maryland leads, 4-1 1982-83 87-67 H W 1983-84 69-58 A W 1984-85 87-75 H W 1986-87 73-87 A L 1987-88 70-65 A W	vs. Ohio State Ohio State leads, 3-2 1934-35 50-41 H W 1978-79 72-79 H-nit L 1983-84 68-72 N-meadow L 1984-85 76-73 H W 1985-86 66-78 A L	vs. Ohio University Maryland leads, 1-0 1981-82 90-64 H W	vs. Oklahoma The series is tied, 1-1 1992-93 89-78 N-balt W 1993-94 85-88 N-myriad L	vs. Oklahoma State Maryland leads, 1-0 1966-67 50-49 N-msi W	vs. Penn State The series is tied, 8-8 1913-14 NA A L 1960-61 64-47 H W 1961-62 65-71 A L 1962-63 61-62 H L 1963-64 62-91 A L 1964-65 72-71 H W 1965-66 61-65 A L 1966-67 76-53 H W 1967-68 71-76 A L 1968-69 66-56 H W 1977-78 89-80 N-her W 1978-79 69-61 N-her W 1979-80 56-55 N-her W 1982-83 79-97 N-balt W 1983-84 67-58 N-her W 1989-90 78-80 A-nit L	vs. Pennsylvania Pennsylvania leads, 12-1 1926-27 26-21 A W 1927-28 26-30 A L 1928-29 18-20 A L 1938-39 24-36 A L 1939-40 34-41 A L 1940-41 32-43 A L 1942-43 49-51 A L 1946-47 54-80 A L 1948-49 67-81 A L 1949-50 52-54 A L 1950-51 74-65 A L
vs. Nevada Las Vegas (UNLV) Nevada Las Vegas leads, 4-1 1977-78 81-68 H W 1978-79 88-94 A L 1984-85 76-78 A L 1985-86 63-64 A L 64-70 N-ncaa ¹ L	1959-60 50-53 H L 1959-60 51-50 A W 1960-61 63-62 H W 1961-62 58-67 A L 1962-63 67-61 H W 1963-64 55-68 A L 1964-65 77-58 H W 70-57 A W 1965-66 74-69 H W 1966-67 76-72 H W 1968-69 68-72 A L 1969-70 73-77 H W 1971-72 85-60 A W 1972-73 76-67 A W 1973-74 72-50 A W 1974-75 83-73 A W 1975-76 87-69 A W 1976-77 64-54 N-cap W 1978-79 82-62 H W 1980-81 86-64 H W 1982-83 98-73 H W 1984-85 64-59 N-ncaa ¹ W	1993-40 43-36 A W 1943-44 23-42 N-sct L 1944-45 32-46 A L 42-57 H L 47-39 A W 37-33 H W 27-54 N-sct L	1989-90 61-81 A W 96-95 H W 1990-91 104-100 H W	vs. New Mexico A&M New Mexico A&M leads, 1-0							

IN-SEASON TOURNAMENTS

Tournament Appearances: 45
 Record 69-27 (.719)
 Championships 17
 Runner-Ups: 8

All-American City Tournament Owensboro, Ken.
 December 30, 1953-January 2, 1954
 Maryland 66 * Evansville 58
 Maryland 54 * Kentucky Wesleyan 37 (CHAMPIONS)

All-American City Tournament Owensboro, Ken
 December 27-30, 1954
 Maryland 58 * Texas Tech 54
 Maryland 83 * Rhode Island State 66
 Maryland 78 * Cincinnati 61 (CHAMPIONS)

Mid-Winter Festival College Park, Md.,
 December 29-30, 1955
 Michigan State 95 * Maryland 75
 Maryland 75 * St. Francis (Pa.) 66

All-American City Tournament Owensboro, Ken.
 December 28-31, 1956
 Maryland 89 * Montana State 72
 New Mexico A&M 45 * Maryland 43
 Maryland 43 * Virginia 39

Sugar Bowl Tournament New Orleans, La.
 December 28-30, 1957
 Maryland 71 * Vanderbilt 56
 Memphis State 47 * Maryland 46 (3 OT)

Sugar Bowl Tournament New Orleans, La.
 December 29-30, 1958
 Mississippi State 56 * Maryland 45
 Maryland 54 * Loyola (Md.) 50

Blue Grass Tournament Louisville, Ken.
 December 28-29, 1959
 Indiana 72 * Maryland 63
 Maryland 56 * Fordham 54

Dixie Classic Raleigh, N.C.
 December 28-31, 1960
 North Carolina 81 * Maryland 57
 N.C. State 75 * Maryland 67
 Maryland 84 * Wyoming 77

Sugar Bowl Tournament New Orleans, La.
 December 29-30, 1961
 Mississippi State 64 * Maryland 62
 Louisville 83 * Maryland 64

Virginia Polytechnic Institute Tournament Blacksburg, Va.
 December 20-21, 1963
 Tennessee 70 * Maryland 59
 Maryland 75 * Louisiana State 65

Evansville Holiday Tournament Evansville, Ind.
 December 27-28, 1963
 Arizona 57 * Maryland 54
 Maryland 82 * Columbia 76

Hurricane Classic Miami, Fla.
 December 28-29, 1964
 Maryland 66 * Tulsa 59
 Miami (Fla.) 80 * Maryland 73

Sugar Bowl Tournament New Orleans, La.
 December 29-30, 1965
 Maryland 69 * Houston 68
 Maryland 77 * Dayton 75 (CHAMPIONS)

Memphis State Invitational Memphis, Tenn.
 December 16-17, 1966
 Maryland 50 * Oklahoma State 49
 Memphis State 55 * Maryland 53

Charlotte Invitational Charlotte, N.C.
 December 28-29, 1966
 Maryland 66 * Davidson 55
 Maryland 57 * Army 54 (CHAMPIONS)

Sun Carnival Tournament El Paso, Texas
 December 21-22, 1967
 Texas El-Paso 70 * Maryland 53
 Southern Illinois 73 * Maryland 72

Marshall Invitational Tournament Huntingtown, W.V.
 December 20-21, 1968
 Maryland 89 * Marshall 80
 Miami (Fla.) 92 * Maryland 35

Charlotte Invitational Tournament Charlotte, N.C.
 December 27-28, 1968

Davidson 83 * Maryland 69
 Maryland 95 * Wichita 83

Maryland Invitational College Park, Md.
 December 19-20, 1969
 Army 69 * Maryland 64
 Maryland 94 * Fordham 71

Maryland Invitational College Park, Md.
 December 29-30, 1971
 Maryland 103 * Western Kentucky 67
 Maryland 90 * St. John's 69 (CHAMPIONS)

Maryland Invitational College Park, Md.
 December 29-30, 1972
 Maryland 90 * Georgia Tech 53
 Maryland 90 * Syracuse 76 (CHAMPIONS)

Cable Car Classic San Francisco, Calif.
 December 21-22, 1973
 Maryland 78 * San Francisco 60
 Maryland 53 * Santa Clara 32 (CHAMPIONS)

Maryland Invitational College Park, Md.
 December 28-29, 1973
 Maryland 102 * Holy Cross 75
 Maryland 58 * Boston College 37 (CHAMPIONS)

Maryland Invitational College Park, Md.
 December 27-28, 1974
 Maryland 105 * Georgia Tech 67
 UCLA 81 * Maryland 75

Maryland Invitational College Park, Md.
 December 29-30, 1975
 Maryland 104 * Seton Hall 69
 Maryland 66 * Princeton 59 (CHAMPIONS)

Maryland Invitational College Park, Md.
 December 28-29, 1976
 Maryland 84 * Xavier 74
 Maryland 84 * Syracuse 74

Tip-Off Tournament Landover, Md.
 November 27-28, 1977
 Maryland 78 * American 65
 Maryland 91 * Georgetown 87 (CHAMPIONS)

Maryland Invitational Tournament College Park, Md.
 December 28-29, 1977
 Maryland 91 * Western Kentucky 78
 Maryland 65 * Georgia Tech 63 (CHAMPIONS)

Maryland Invitational Tournament College Park, Md.
 December 29-30, 1978
 Maryland 62 * St. Joseph's 57
 Maryland 83 * Southern California 79 (CHAMPIONS)

Maryland Invitational Tournament College Park, Md.
 December 28-29, 1979
 Maryland 115 * Miami (Ohio) 76
 Maryland 85 * Temple 63 (CHAMPIONS)

Carrier Classic Syracuse, N.Y.
 December 5-6, 1980
 Maryland 96 * Wagner 73
 Maryland 83 * Syracuse 73 (CHAMPIONS)

Maryland Invitational College Park, Md.
 December 29-30, 1980
 Maryland 114 * Marshall 89
 Maryland 74 * St. Joseph's 57 (CHAMPIONS)

Maryland Invitational College Park, Md.
 December 29-30, 1983
 Maryland 58 * Randolph Macon 52
 Maryland 96 * La Salle 83 (CHAMPIONS)

Great Alaska Shootout Anchorage, Alaska
 November 23-25, 1984
 Kansas 58 * Maryland 56
 Maryland 54 * Alaska 52
 Maryland 72 * Tennessee 49

Rainbow Classic Honolulu, Hawaii
 December 25-28, 1984
 Maryland 78 * Iowa 68 (OT)
 Maryland 79 * Hawaii 71
 Georgia Tech 70 * Maryland 69

Hawaii Pacific Tournament Honolulu, Hawaii
 December 28-29, 1984
 Maryland 67 * Stanford 65
 Maryland 92 * Hawaii Pacific 85 (CHAMPIONS)



Neil Brayton played with current Terps head coach Gary Williams on the 1965 Sugar Bowl Tournament championship team.



James Tillman helped the Terps to the championships of the 1975 Maryland Invitational and the 1976 Tip-Off Tournaments.

Maryland Terrapins

MCI Harbor Classic Baltimore, Md.
November 27-28, 1987
Maryland 74 * Loyola 60
Maryland 77 * Mississippi 69 (CHAMPIONS)

Freedom Bowl Classic Irvine, Calif.
November 25-26, 1988
Maryland 74 * Texas Christian 67
Maryland 69 * Georgia State 62 (CHAMPIONS)

Sun Bowl Tournament El Paso, Texas
December 29-30, 1988
Maryland 74 * Lamar 65
Texas El Paso 69 * Maryland 51

Central Fidelity Classic Richmond, Va.
December 1-2, 1989
South Carolina 52 * Maryland 51
Maryland 78 * Army 60

Chaminade Christmas Classic Honolulu, Hawaii
December 22-24, 1989
Maryland 104 * George Mason 86

Maryland 91 * East Tennessee St. 86
Maryland 98 * Cal State-Sacramento 68 (CHAMPIONS)

ECAC Holiday Festival New York, N.Y.
December 27-29, 1990
Maryland 86 * Rutgers 81
Maryland 78 * South Carolina 69

Fiesta Bowl Classic Tucson, Ariz.
December 28 & 30, 1991
Rutgers 95 * Maryland 79
Evansville 75 * Maryland 64

Hall of Fame Classic Springfield, Mass
December 28-29, 1993
Maryland 93 * Hofstra 67
Massachusetts 94 * Maryland 80

Maui Invitational Maui, Lahina, Hawaii
November 21-23, 1994
Maryland 95 * Chaminade 67
Maryland 90 * Utah 78
Arizona State 97 * Maryland 90

POST-SEASON TOURNAMENTS

NATIONAL COLLEGIATE ATHLETIC ASSOCIATION TOURNAMENT

NCAA 12 Appearances
17-12
2 Final Eight (1973, 1975)
5 Sweet Sixteen (1958, 1980, 1985, 1994, 1995)

1957-58 NCAA Eastern Regional
Regional Semifinals/Third Place Finish
(at New York, N.Y.)
Maryland 88 * Boston College 63 (3-11-58)
(at Charlotte, N.C.)
Temple 81 * Maryland 67 (3-14-58)
Maryland 51 * Manhattan 55 (3-15-78)

1972-73 NCAA Eastern Regional
Regional Finals
(at Charlotte, N.C.)
Maryland 91 * Syracuse 75 (3-15-73)
Providence 103 * Maryland 89 (3-17-73)

1974-75 NCAA Midwest Regional
Regional Finals
(at Lubbock, Texas)
Maryland 83 * Creighton 79 (3-15-75)
(at Las Cruces, New Mexico)
Maryland 83 * Notre Dame 71 (3-20-75)
Louisville 96 * Maryland (3-22-75)

1979-80 NCAA Eastern Regional
Regional Semifinals
(at Greensboro, N.C.)
No. 2 Maryland 86 * No. 7 Tennessee 75 (3-8-80)
(at Philadelphia, Pa.)
No. 3 Georgetown 74 * No. 2 Maryland 68 (3-14-80)

1980-81 NCAA Midwest Regional
Regional Semifinals
(at Dayton, Ohio)
No. 6 Maryland 81 * No. 11 UT Chattanooga 69 (3-12-81)
No. 3 Indiana 99 * No. 6 Maryland 64 (3-15-81)

1982-83 NCAA Midwest Regional
Regional Semifinals
(at Houston, Texas)
No. 8 Maryland 52 * No. 9 UT Chattanooga 51 (3-17-83)
No. 1 Houston 60 * No. 9 Maryland 50 (3-19-83)

1983-84 NCAA Mideast Regional
Regional Semifinals
(at Birmingham, Ala.)
No. 3 Maryland 102 * No. 11 West Virginia 77 (3-17-84)
(at Lexington, Ken.)
No. 2 Illinois 72 * No. 3 Maryland 70 (3-22-84)

1984-85 NCAA Southeast Regional
Regional Semifinals
(at Dayton, Ohio)
No. 5 Maryland 69 * No. 12 Miami (Ohio) 68 (OT) (3-15-85)
No. 5 Maryland 64 * No. 13 Navy 59 (3-17-85)
(at Birmingham, Ala.)
No. 8 Villanova 46 * No. 5 Maryland 43 (3-22-85)

1985-86 NCAA Western Regional
Regional Quarterfinals
(at Long Beach, Calif.)
No. 5 Maryland 69 * No. 12 Pepperdine 64 (3-14-86)
No. 4 Nevada Las Vegas 70 * No. 5 Maryland 64 (3-16-84)

1987-88 NCAA Southeast Regional
Regional Quarterfinals
(at Cincinnati, Ohio)
No. 7 Maryland 92 * No. 12 Cal-Santa Barbara 82 (3-18-88)
No. 2 Kentucky 90 * No. 7 Maryland 81 (3-20-88)

1993-94 NCAA Midwest Regional
Regional Semifinals
(at Wichita, Kan.)
No. 10 Maryland 74 * No. 7 St. Louis 67 (3-17-94)
No. 10 Maryland 95 * No. 2 Massachusetts 87 (3-19-88)
(at Dallas, Texas)
No. 3 Michigan 78 * No. 10 Maryland 71

1994-95 NCAA West Regional
Regional Semifinals
(at Salt Lake City, Utah)
No. 3 Maryland 87 * No. 14 Gonzaga 63 (3-16-95)
No. 3 Maryland 82 * No. 11 Texas 68 (3-18-95)
(at Oakland, Calif.)
No. 2 Connecticut 99 * No. 2 Maryland 89 (3-23-95)

NATIONAL INVITATION TOURNAMENT

NIT 4 Appearances
8 Wins - 3 losses
Championships: 1 (1972)

1972-73 (16 Teams)
(at New York, N.Y.)
Maryland 67 * St. Joseph's 55 (First Round)
Maryland 71 * Syracuse 65 (Quarterfinals)
Maryland 91 * Jacksonville 77 (Semifinals)
Maryland 100 * Niagara 69 (Championship Game)


1978-79 (24 teams)
(at College Park, Md.)
Maryland 67 * Rhode Island 65 (3 OT) (First Round)
Ohio State 79 * Maryland 72 (Second Round)

1981-82 (32 Teams)
(at Richmond, Va.)
Maryland 60 * Richmond 50 (First Round)
(at Athens, Ga.)
Georgia 83 * Maryland 69 (Second Round)

1989-90 (32 Teams)
(at College Park, Md.)
Maryland 91 * Massachusetts 81 (First Round) (3-15-90)
(at State College, Pa.)
Penn State 80 * Maryland 78 (Second Round)



Brad Davis was a member of Maryland's 1975 NCAA Tournament team which reached the Midwest Regional finals.



Tony Massenburg helped Maryland reach the second round of the 1990 NIT Tournament.

AP RANKING

UPI/CNN-USA Today Rankings

- 1954**
 1. Kentucky
 2. La Salle
 3. Holy Cross
 4. Indiana
 5. Duquesne
 6. Notre Dame
 7. Bradley
 8. Western Kentucky
 9. Penn State
 10. Oklahoma A&M
 20. **Maryland**

- 1958**
 1. West Virginia
 2. Cincinnati
 3. Kansas State
 4. San Francisco
 5. Temple
 6. **Maryland**
 7. Kansas
 8. Notre Dame
 9. Kentucky
 10. Duke

- 1972**
 1. UCLA
 2. North Carolina
 3. Pennsylvania
 4. Louisville
 5. Long Beach State
 6. South Carolina
 7. Marquette
 8. S.W. Louisiana
 9. Brigham Young
 10. Florida State
 14. **Maryland**

- 1973**
 1. UCLA
 2. N.C. State
 3. Long Beach State
 4. Providence
 5. Marquette
 6. Indiana
 7. S.W. Louisiana
 8. **Maryland**
 9. Kansas State
 10. Minnesota

- 1974**
 1. N.C. State
 2. UCLA
 3. Marquette
 4. **Maryland**
 5. Notre Dame
 6. Michigan
 7. Kansas
 8. Providence
 9. Indiana
 10. Long Beach State

- 1975**
 1. UCLA
 2. Kentucky
 3. Indiana
 4. Louisville
 5. **Maryland**
 6. Syracuse

7. N.C. State
 8. Arizona State
 9. North Carolina
 10. Alabama

- 1976**
 1. Indiana
 2. Marquette
 3. UNLV
 4. Rutgers
 5. UCLA
 6. Alabama
 7. Notre Dame
 8. North Carolina
 9. Michigan
 10. Western Michigan
 11. **Maryland**

- 1980**
 1. DePaul
 2. Louisville
 3. Louisiana State
 4. Kentucky
 5. Oregon State
 6. Syracuse
 7. Indiana
 8. **Maryland**
 9. Notre Dame
 10. Ohio State

- 1981**
 1. DePaul
 2. Oregon State
 3. Arizona State
 4. Louisiana State
 5. Virginia
 6. North Carolina
 7. Notre Dame
 8. Kentucky
 9. Indiana
 10. UCLA
 18. **Maryland**

- 1984**
 1. North Carolina
 2. Georgetown
 3. Kentucky
 4. DePaul
 5. Houston
 6. Illinois
 7. Oklahoma
 8. Arkansas
 9. Texas-El Paso
 10. Purdue
 11. **Maryland**

- 1995**
 1. UCLA
 2. Kentucky
 3. Wake Forest
 4. North Carolina
 5. Kansas
 6. Arkansas
 7. Massachusetts
 8. Connecticut
 9. Villanova
 10. **Maryland**

- 1958**
 1. West Virginia
 2. Cincinnati
 3. San Francisco
 4. Kansas State
 5. Temple
 6. **Maryland**
 7. Notre Dame
 8. Kansas
 9. Dayton
 10. Indiana

- 1972**
 1. UCLA
 2. North Carolina
 3. Pennsylvania
 4. Louisville
 5. South Carolina
 6. Long Beach State
 7. Marquette
 8. S.W. Louisiana
 9. Brigham Young
 10. Florida State
 11. **Maryland**

- 1973**
 1. UCLA
 2. N.C. State
 3. Long Beach State
 4. Marquette
 5. Providence
 6. Indiana
 7. Kansas State
 8. S.W. Louisiana
 9. Minnesota
 10. **Maryland**

- 1974**
 1. N.C. State
 2. UCLA
 3. Notre Dame
 4. **Maryland**
 5. Marquette
 6. Providence
 7. Vanderbilt
 8. North Carolina
 9. Indiana
 10. Kansas

- 1975**
 1. Indiana
 2. UCLA
 3. Louisville
 4. Kentucky
 5. **Maryland**
 6. Marquette
 7. Arizona State
 8. Alabama
 9. N.C. State
 10. North Carolina

- 1976**
 1. Indiana
 2. Marquette
 3. Rutgers
 4. UNLV
 5. UCLA
 6. North Carolina
 7. Alabama
 8. Notre Dame
 9. Michigan
 10. Washington
 13. **Maryland**

- 1980**
 1. DePaul
 2. Louisiana State
 3. Kentucky
 4. Louisville
 5. Oregon
 6. Syracuse
 7. Indiana
 8. **Maryland**
 9. Ohio State
 10. Georgetown

- 1981**
 1. DePaul
 2. Oregon State
 3. Virginia
 4. Louisiana State
 5. Arizona State
 6. North Carolina
 7. Indiana
 8. Kentucky
 9. Notre Dame
 10. Utah
 11. **Maryland**

- 1984**
 1. North Carolina
 2. Georgetown
 3. Kentucky
 4. DePaul
 5. Houston
 6. Illinois
 7. Arkansas
 8. Oklahoma
 9. Texas El-Paso
 10. **Maryland**

- 1994**
 1. Arkansas
 2. Duke
 3. Arizona
 4. Florida
 5. Purdue
 6. Missouri
 7. Connecticut
 8. Michigan
 9. North Carolina
 10. Louisville
 11. **Maryland**

- 1995**
 1. UCLA
 2. Arkansas
 3. North Carolina
 4. Oklahoma State
 5. Kentucky
 6. Connecticut
 7. Massachusetts
 8. Virginia
 9. Wake Forest
 10. Kansas
 11. **Maryland**

Opponents



COLE

FIELDHOUSE

1955-1995

Saturday December 23, 1995; 1:00 p.m.
Cole Field House, College Park, Md.

Location: Washington, D.C.
Founded: 1893
Enrollment: 11,500
Colors: Red and Blue
Conference: Colonial Athletic
Nickname: Eagles
Home Court/Capacity: Bender Arena/5,000
President: Dr. Benjamin Ladner
Athletics Director: Barbara Reimann (interim)
Head Coach and Alma Mater: Chris Knoche/American, 1980
Career Record and Years: 54-87/5 Years
Record at Institution/Years: 54-87/5 Years
Assistant Coaches and Alma Mater: Gordon Austin/American, 1983;
 Bruce Kelley/Catholic, 1983; Bill Courtney/Bucknell, 1992
Letterwinners Returning/Lost: 5/4
Starters Returning/Lost: 3/2


Starters Returning	Pos.	Hgt.	Cl.	PPG	RPG
Darryl Franklin	G	6-0	Sr.	13.6	4.3
Duane Gilliam	G	6-4	Sr.	9.6	5.1
Matt Brown	F	6-6	So.	9.0	4.4

1994-95 Record: 9-19
Conference Record/Finish: 7-7/T4th
Post Season: NA
Series Record: Maryland leads, 7-1
Last Meeting: December 30, 1994; UM 98-AU 77 (at College Park, Md.)
Sports Information Director: Matt Winkler
Sports Information Phone: 202.885.3032
Home Phone Number: 301.229.6588
Sports Information Mailing Address: Sports Center
 4400 Massachusetts Ave
 Washington, D.C. 20016
FAX Phone Number: 202.885.3033
Press Row Phone Number: 202.885.8232

American University



Chris Knoche



Darryl Franklin

1995-96 Roster

No.	Name	Ht.	Cl.	Pos.	Hometown
3	Nathan Smith	6-1	So.	G	Morgantown, W.V.
10	Jim Spadafore	6-0	Fr.	G	Birmingham, Mich.
11	Darryl Franklin	6-0	Sr.	G	Chantilly, Va.
14	Jon Wolff	6-0	Jr.	G	East Montpelier, Vt.
15	Henry Marquiss	6-9	Fr.	C	Smithsburg, Md./Smithsburg
22	Matthew Brown	6-6	So.	F	Temple Hills, Md.
23	Tim Fudd	6-7	Sr.	F	Chantilly, Va.
25	Thomas Treadwell	6-7	Jr.	F	Washington, D.C.
32	Ken Wallington	6-7	Sr.	F	Greensboro, N.C.
34	Duane Gilliam	6-4	Sr.	G	Warrentown, Va.
41	Keith Wallington	6-7	Sr.	F	Greensboro, N.C.
42	Jamine Epps	6-6	Jr.	F	East Orange, N.J.
45	David Small	6-6	Fr.	F	Scarborough, Ontario, Canada
50	Chris Ganz	6-9	Jr.	C	Covington, Okla.

1995-96 Schedule

N29	Loyola	J24	at Virginia Commonwealth
D1-2	at Pepsi Challenge at Iona College	J27	at George Mason
D6	at Rider	J29	at Old Dominion
D9	George Washington	F3	at East Carolina
D13	La Salle	F5	at UNC Wilmington
D16	Howard	F10	William & Mary
D23	at Maryland	F14	Virginia Commonwealth
D28	at Stanford	F17	George Mason
J4	Richmond	F21	at Richmond
J6	UNC Wilmington	F24	Old Dominion
J8	Iona	F26	at James Madison
J10	James Madison	M2-4	at Colonial Athletic Association
J13	at William & Mary		Championship
J16	East Carolina		

Saturday December 9, 1995; 3:30 EST - NBC
The Pond of Anaheim, Anaheim, California

Location: Los Angeles, Calif.
Founded: 1919
Enrollment: 35,000
Colors: Blue and Gold
Conference: Pacific-10
Nickname: Bruins
Home Court/Capacity: Pauley Pavilion/12,814
Chancellor: Dr. Charles E. Young
Athletic Director: Peter T. Dalis
Head Coach and Alma Mater: Jim Harrick/College of Charleston, 1960
Career Record: 335-152/16 years
Record at Institution/Years: 168-55/7 years
Assistant Coaches and Alma Mater: Lorenzo Romar/Washington, 1980; Steve Lavin/Chapman College, 1988; Greg White/Marshall, 1982

Letterwinners Returning/Lost: 7/3
Starters Returning/Lost: 2/3

Starters Returning	Pos.	Hgt.	Cl.	PPG	RPG
Charles O'Bannon	F	6-8	Jr.	13.6	6.1
Toby Bailey	G	6-5	So.	10.5	4.8


1994-95 Record: 31-2
Conference Record/Finish: 16-2/1st
Post Season: NCAA National Champions; No. 1 seed west region;
 UCLA def. Florida International, 92-56; UCLA def. Missouri, 75-74;
 UCLA def. Mississippi State, 86-67; UCLA def. Connecticut, 102-96;
 UCLA def. Oklahoma State, 74-61; UCLA def. Arkansas, 89-78.
Series Record: UCLA leads, 3-1
Last Meeting: December 23, 1982; UCLA 80-UM 79 (2 OT) (at College Park, Md.)
Sports Information Director: Marc Dellins
Sports Information Phone Number: 310.206-6831
Home Phone Number: 805.583.2572
Assistant Sports Information Directors: Bill Bennett, John Dolak (For Men's Basketball)
Sports Information Mailing Address: UCLA Sports Information Office
 J.D. Morgan Center
 325 Westwood Plaza 1
 Los Angeles, California 90095

FAX Phone Number: 310.825.8664
Press Row Phone Number: 310.825.1899

UCLA



Jim Harrick



Charles O'Bannon

1995-96 Roster

No.	Name	Ht.	Cl.	Pos.	Hometown
5	Cameron Dollar	6-1	Jr.	G	Atlanta, Ga.
12	Toby Bailey	6-5	So.	G	Los Angeles, Calif.
13	Charles O'Bannon	6-6	Jr.	F	Lakewood, Calif.
20	Brandon Loyd	6-0	Fr.	G	Tulsa, Okla.
24	Bob Myers	6-6	Jr.	F	Alamo, Calif.
30	Kevin Dempsey	6-6	Sr.	F	San Jose, Calif.
34	Jelani McCoy	6-10	Fr.	C	San Diego, Calif.
35	Ike Nwankwo	6-11	Jr.	C	Houston, Texas
50	o'mMA Givens	6-10	So.	C/F	Aberdeen, Wash.
52	J.R. Henderson	6-9	So.	F	Bakersfield, Calif.
54	Kris Johnson	6-4	So.	G	Los Angeles, Calif.

1995-96 Schedule

N20-22	at Maui Invitational w/Chaminade, North Carolina, Michigan State, Santa Clara, Vanderbilt, Villanova, Wisconsin	J11	Stanford
		J13	California
		J18	at Arizona State
		J20	at Arizona
		J24	USC
		J27	Louisville
N28	Cal-State Fullerton	F1	Oregon
D2	at Kansas	F3	Oregon State
D9	John R. Wooden Classic at Anaheim Arena Maryland vs. UCLA Purdue vs. Villanova	F8	California (at Oakland)
		F10	at Stanford
		F15	Arizona
		F17	Arizona State
D18	Stephen F. Austin	F22	at USC
D20	at Notre Dame	F25	at Duke
D23	at Notre Dame	F29	at Oregon State
D30	San Francisco	M2	at Oregon
J4	Washington State (at Spokane)	M7	Washington
J6	at Washington	M9	Washington State

Wednesday January 24, 1996; 8:00 p.m.
 Cole Field House, College Park, Md.
 Saturday February 24, 1996; 12:00 p.m./RJ-ESPN2
 Littlejohn Coliseum, Clemson, S.C.

Location: Clemson, S.C.
 Founded: 1889
 Enrollment: 16,296
 Colors: Burnt Orange and Northwest Purple
 Conference: Atlantic Coast
 Nickname: Tigers
 Home Court/Capacity: Littlejohn Coliseum/11,020
 President: Dr. Constantine "Deno" Curris
 Athletic Director: Bobby Robinson
 Head Coach and Alma Mater: Rick Barnes/Lenior Rhyne, 1977
 Career Record: 143-99/8 years
 Record at Institution/Years: 15-13/1 year
 Assistant Coaches and Alma Mater: Larry Shayatt/Wooster, 1973;
 Dennis Felton/Howard, 1985; Ken McDonald/Providence, 1992
 Letterwinners Returning/Lost: 6/9
 Starters Returning/Lost: 3/2

Starters Returning	Pos.	Hgt.	Cl.	PPG	RPG
Greg Buckner	G	6-4	So.	12.0	5.9
Merl Code	G	6-2	Jr.	11.8	3.8
Iker Iturbe	C	6-7	So.	6-5	3.8

1994-95 Record: 15-13
 Conference Record/Finish: 5-11/T6th
 Post Season: NIT; Virginia Tech def. Clemson, 62-54
 Series Record: Maryland leads, 84-68
 Last Meeting: February 25, 1995; UM 84-CU 68 (at College Park, Md.)
 Sports Information Director: Tim Bourret
 Sports Information Phone Number: 803.656.2114
 Home Phone Number: 803.654.6240
 Sports Information Mailing Address: 100 Perimeter Road
 P.O. Box 632
 Clemson, S.C. 29633
 FAX Phone Number: 803.656.0299
 Press Row Phone Number: 803.654.3326

Clemson University



Rick Barnes



Greg Buckner

1995-96 Roster

No.	Name	Ht.	Cl.	Pos.	Hometown
00	Ledarion Jones	6-6	Fr.	F	Bartow, Fla.
3	Andrius Jurkunas	6-9	Fr.	F	Frederick, Md.
4	Danny Johnson	6-3	So.	G	Morgantown, N.C.
5	Terrell McIntyre	5-8	Fr.	G	Raeford, N.C.
10	Brian Chester	5-11	Jr.	G	Heightstown, N.J.
11	Merl Code	6-2	Jr.	G	Greenville, S.C.
12	Bill Harder	6-0	Jr.	G	Clemson, S.C.
15	Iker Iturbe	6-7	So.	F	Plymouth, Minn.
21	Greg Buckner	6-4	So.	F	Hopkinsville, Ken.
25	Patrick Garner	6-9	Fr.	F	Taylor, S.C.
32	Harold Jamison	6-8	Fr.	F	Vance, S.C.
33	Tom Wideman	6-10	Fr.	C	Marietta, Geo.
44	Tony Christie	6-7	Fr.	F	Frederick, Md.

1995-96 Schedule

No.	Opponent	Date	Location
N26	UNC - Asheville	J24	at Maryland
N29	Appalachian State	J27	N.C. State
D2	at Winthrop	J30	Georgia Tech
D6	Charleston Southern	F3	at Duke
D9	South Carolina	F6	Wofford
D16	Furman	F10	at Virginia
D19	Minnesota	F14	North Carolina
D23	at Miami (Fla.)	F17	Florida State
D30	Campbell	F21	at Wake Forest
J3	Duke	F24	Maryland
J10	Virginia	F28	at N.C. State
J14	at North Carolina	M3	at Georgia Tech
J17	at Florida State	M7-10	at ACC Tournament
J21	Wake Forest		

Wednesday January 17, 1996; 8:0 p.m.
 Cole Field House, College Park, Md

Location: Dover, Del.
 Founded: 1981
 Enrollment: 3,500
 Colors: Columbia Red and Blue
 Conference: Mid Eastern Athletic
 Nickname: Hornets
 Home Court/Capacity: Memorial Hall/4,000
 President: Dr. William B. Delauder
 Athletics Director: Bill Collick
 Head Coach and Alma Mater: Fred Goodman/Virginia Union, 1977
 Career Record and Years: 7-21/1 Year
 Record at Institution/Years: 7-21/1 Year
 Assistant Coaches and Alma Mater: James DuBose.New York Tech
 Letterwinners Returning/Lost: 7/3
 Starters Returning/Lost: 3/2


Starters Returning	Pos.	Hgt.	Cl.	PPG	RPG
Steve Little	G	6-4	So.	5.8	1.0
Antoine Morris	G	5-8	Sr.	10.5	5.0
Chris Nurse	C	6-9	Jr.	15.7	10.2

1994-95 Record: 7-21
 Conference Record/Finish: 3-13/8th
 Post Season: NA
 Series Record: Maryland leads, 1-0
 Last Meeting: November 25, 1989; UM 87-DS 53 (at College Park, Md.)
 Sports Information Director: Craig Cotton
 Sports Information Phone Number: 302.739.4926
 Home Phone Number: 302.577.0218
 Sports Information Mailing Address: 1200 N. DuPont Highway
 Dover, Del. 19901
 FAX Phone Number: 302.739-5241
 Press Row Phone Number: 302.739.5180

Delaware State



Fred Goodman



Chris Nurse

1995-96 Roster

No.	Name	Ht.	Cl.	Pos.	Hometown
40	Barrington Clarke	6-7	Fr.	G/F	Brooklyn, N.Y.
30	McClendon Holmes	6-5	Sr.	F	Dover, Del.
25	Terrance Hood	6-4	Fr.	G	Forestville, Md.
15	David Lewis	6-0	So.	G	Wilmington, Del.
32	Steve Little	6-4	So.	G	Jamaica Queens, N.Y.
24	Dana McCullough	6-1	Jr.	G	Baltimore, Md.
10	Antoine Morris	5-8	Sr.	G	Chicago, Ill.
50	Chris Nurse	6-9	Jr.	C	Atlantic City, N.J.
44	Brian Parker	6-6	So.	G/F	Blackwood, N.J.
20	Derrick Sparks	6-0	Jr.	G	Millington, Md.
00	Keith Stagg	6-9	Jr.	F	Suffolk, Va.
12	Javan Steadham	5-7	So.	G	Washington, D.C.
42	Reginald Stevens	6-7	Jr.	F/C	Washington, D.C.
54	Courtney Williams	6-4	Fr.	G/F	Jersey City, N.J.

1995-96 Schedule

No.	Opponent	Date	Location
N25	at George Mason	J17	at Maryland
N27	St. Frances (N.Y.)	J20	at North Carolina A & T
N29	at James Madison	J22	at South Carolina State
D2	at Central Connecticut State	J31	at Morgan State
D5	Wagner	F3	North Carolina A & T
D7	St. Francis (Pa.)	F5	South Carolina State
D16	at Xavier	F7	Morgan State
D21	at Nebraska	F10	at Maryland Eastern Shore
J3	Maryland Eastern Shore	F12	at Howard
J6	Bethune Cookman	F15	at Coppin State
J8	Florida A&M	F17	at Bethune Cookman
J13	Coppin State	F19	at Florid ACM
J15	Howard	F22	Bowie State

Sunday January 28, 1996, 1:00 p.m./ABC Regional
Cameron Indoor Stadium, Durham, N.C.
Wednesday February 28, 1996; 9:00 P.M./ESPN
Cole Field House, College Park, Md.

Location: Durham, N.C.

Founded: 1838

Enrollment: 6,057

Colors: Royal Blue and White

Conference: Atlantic Coast

Nickname: Blue Devils

Home Court/Capacity: Cameron Indoor Stadium/9,314

President: Dr. Nan Keohane

Athletic Director: Tom Butters

Head Coach and Alma Mater: Mike Krzyzewski

Career Record/Years: 431-186/20 years

Coach Record at Institution/Years: 358-127/15 years

Assistant Coaches and Alma Mater: Tommy Amaker/Duke, 1987;

Quin Snyder/Duke, 1989; Tim O'Toole/Fairfield, 1986

Letterwinners Returning/Lost: 9/3

Starters Returning/Lost: 3/2

Starters Returning	Pos.	Hgt.	Cl.	PPG	RPG
Jeff Capel	G	6-5	Jr.	12.3	2.7
Trajan Langdon	G	6-4	So.	11.3	2.1
Ricky Price	F	6-6	So.	8.1	3.3

1994-95 Record: 13-18

Conference Record/Finish: 2-14/9th

Post Season: NA

Series Record: Duke leads, 83-49

Last Meeting: March 1, 1995; UM 94 - DU 92 (at Durham, N.C.)

Sports Information Director: Mike Cragg

Sports Information Phone Number: 919.684.2633

Home Phone Number: 919.544.0259

Sports Information Mailing Address: 115 Cameron Indoor Stadium
Box 90557
Durham, N.C. 27708


FAX Phone Number: 919.684.2489

Press Row Phone Number: 919.684.6186

Duke University



Mike Krzyzewski



Jeff Capel

1995-96 Roster

No.	Name	Ht.	Cl.	Pos.	Hometown
3	Ricky Price	6-5	So.	F	Carson, Calif
5	Jeff Capel	6-4	Jr.	G	Fayetteville, N.C.
12	Steve Wojciechowski	5-11	So.	G	Severna Park, Md.
13	Taymon Domzalski	6-10	Fr.	C	Lovington, N.M.
15	Todd Singleton	6-4	So.	F	Queens Town, Md.
20	Chris Collins	6-3	Sr.	G	Northbrook, Ill.
21	Trajan Langdon	6-3	So.	G	Anchorage, Ala.
30	Tony Moore	6-7	Sr.	F	Washington, D.C.
31	Stan Brunson	6-7	Sr.	F	Newark, Del.
34	Carmen Wallace	6-5	Jr.	F	Wilmington, Del.
41	Matt Christensen	6-10	Fr.	F	Belmont, Mass.
55	Greg Newton	6-10	Jr.	C	Niagara Falls, Ontario

1995-96 Schedule

N23-25	at Great Alaska Shootout	J18	at N.C. State
23	Duke vs. Old Dominion	J20	Florida State
24	Duke vs. Indiana/Alaska	J25	at Temple (The Spectrum, Philadelphia, Pa.)
25	Championship/Consolation Game	J28	Maryland
29	UNC - Greensboro	J31	at North Carolina
D2	Illinois	F3	at Clemson
D4	South Carolina State	F7	at Georgia Tech
D9	at Michigan	F11	at Wake Forest
D19	Delaware	F14	Virginia
D20	Western Carolina	F17	N.C. State
D28	Monmouth	F22	at Florida State
D30	at Northeastern	F25	UCLA
J3	at Clemson	F28	at Maryland
J7	Georgia Tech	M3	North Carolina
J10	Wake Forest	M7-10	at ACC Tournament
J13	at Virginia		

Possible Opponent
at Franklin National Bank/Children's Charity's Classic
USAir Arena
Sunday December 3, 1995; TBA/Raycom

Location: Gainesville, Fla.

Founded: 1853

Enrollment: 39,500

Colors: Orange and Blue

Conference: Southeastern

Nickname: Gators

Home Court/Capacity: Stephen C. O'Connell Center

President: Dr. John Lombardi

Athletic Director: Jeremy Foley

Head Coach and Alma Mater: Lon Kruger/Kansas State, 1975

Career Record: 225-169/13 years

Record at Institution/Years: 92-64/5 years

Assistant Coaches and Alma Mater: Robert McCullum/Birmingham Southern, 1976; Ron Stewart/Indiana, 1971; Mike Shepherd/Kansas State, 1990.

Letterwinners Returning/Lost: 9/5

Starters Returning/Lost: 3/2

Starters Returning	Pos.	Hgt.	Cl.	PPG	RPG
Dametri Hill	C/F	6-7	Sr.	13.7	5.9
Greg Williams	G	6-2	Jr.	8.4	4.0
Brian Thompson	F	6-6	Sr.	4.4	3.6

1994-95 Record: 17-13

Conference Record/Finish: 8-8/3rd SEC East

Post Season: NCAA Tournament, No. 10 seed, East Region

Series Record: Florida leads, 1-0

Last Meeting: 1932, UF 39-UM 24/Southern Conference Tournament

Sports Information Director: John Humenik

Sports Information Phone Number: 352.375.4683 X6100

Home Phone Number: 352.377.1908

Assistant Sports Information Director: Steve McClain/for men's basketball


Home Phone Number: 352.335.6539

Sports Information Mailing Address: Florida Field
North South Drive
Stadium West, 3rd Floor
Gainesville, Fla. 32611

FAX Phone Number: 352.375.4809

Press Row Phone Number: 352.371.0281/0357

University of Florida



Lon Kruger



Dametri Hill

1995-96 Roster

No.	Name	Ht.	Cl.	Pos.	Hometown
3	Brian Thompson	6-6	Sr.	F	Atlanta, Ga.
4	Antrone Lee	6-7	Fr.	G/F	Thomson, Ga.
10	Greg Williams	6-2	Jr.	G	Fairfax, Va.
11	Dan Williams	6-3	So.	G	Dunedin, Fla.
14	Eddie Shannon	5-11	Fr.	G	West Palm Beach, Fla.
20	Mike McFarland	6-3	Fr.	G	Clearwater, Fla.
21	Joel Reinhart	6-5	So.	F	Cocoa Beach, Fla.
25	Kendrick Spruel	6-8	Fr.	F	Baton Rouge, La.
30	Clayton Bates	6-2	Sr.	G	Clearwater, Fla.
32	LeRon Williams	6-7	So.	F	Bradenton, Fla.
33	Greg Cristell	6-10	Fr.	C	Clearwater, Fla.
34	John Griffiths	6-10	Jr.	C	Lilburn, Ga.
35	Dametri Hill	6-7	Sr.	F	St. Petersburg, Fla.
44	Damon Maddox	6-8	So.	C	Goshen, Ala.
55	Greg Stolt	6-9	Fr.	F	Huntsville, Ala.

1995-96 Schedule

N24	Charleston Southern	J6	Mississippi State
N28	at South Florida	J11	Kansas
D2-3	at Franklin National Bank/Children's Charities Foundation Classic	J17	at Georgia
	Florida vs. George Washington	J20	at Mississippi
	vs. Maryland/Massachusetts	J24	Vanderbilt
	Wake Forest	J27	Louisiana State
D9	vs. Florida State	J31	at Alabama
D16	Stetson	F3	at Kentucky
D20	at All-College Tournament	F7	Tennessee
D29-30	Florida vs. Baylor vs. Oklahoma/Eastern Kentucky	F10	Auburn
	at Arkansas	F13	at Vanderbilt
J3		F21	at South Carolina
		F24	Kentucky
		F28	Georgia
		M2	at Tennessee
		M7-10	at SEC Tournament New Orleans, Louisiana

Tuesday January 9, 1996; 8:00 p.m. - R/J
 Cole Field House, College Park, Md.
 Saturday February 10, 1996; 12:00 Noon - RJ/ESPN2
 Tallahassee-Leon County Civic Center, Tallahassee, Fla.

Location: Tallahassee, Fla.
 Founded: Seminole
 Enrollment: 29,000
 Colors: Garnet and Gold
 Conference: Atlantic Coast
 Nickname: Seminoles
 Home Court/Capacity: Tallahassee-Leon County Civic Center/12,500
 President:

Athletic Director: Dave Hart, Jr.
 Head Coach and Alma Mater: Pat Kennedy/Kings College, 1975
 Career Record: 293-165/15 Years
 Record at Institution/Years: 169-105/9 Years
 Assistant Coaches and Alma Mater: David Zimroth/Florida State, 1978; Tom Carlson/Florida State, 1974; Lorenzo Hands/Florida State, 1973

Letterwinners Returning/Lost: 8/2
 Starters Returning/Lost: 3/2

Starters Returning	Pos.	Hgt.	Cl.	PPG	RPG
James Collins	G	6-4	Jr.	18.0	4.3
Corey Louis	F	6-9	So.	10.9	7.8
Lamarr Greer	G	6-5	So.	5.6	2.9

1994-95 Record: 12-15
 Conference Record/Finish: 5-11/6th
 Post Season: NA
 Series Record: Maryland leads, 6-3
 Last Meeting: March 10, 1995; UM 71-FSU 64 (ACC Tournament at Greensboro, N.C.)

Sports Information Director: Rob Wilson
 Sports Information Phone Number: 904.644.1403
 Home Phone Number: 904.386.1619
 Assistant Sports Information Director: Bob Burda for men's basket- ball)


Home Phone Number: 904.562.1160
 Sports Information Mailing Address: Moore Athletic Center
 P.O. Box 2195
 Pensacola St. and
 Stadium Drive
 Tallahassee, Fla. 32306

FAX Phone Number: 904.644.3820
 Press Row Phone Number: TBA

Florida State University



Pat Kennedy



James Collins

No.	Name	Ht.	Cl.	Pos.	Hometown
00	Tim Wooden	6-11	Sr.	F	Hempstead, N.Y.
5	Scott Shepherd	5-11	Sr.	G	Carmel, Ind.
11	Avery Curry	6-2	So.	G	Tallahassee, Fla.
15	Kyle Mulligan	6-9	So.	F	Coral Springs, Fla.
20	LaMarr Greer	6-5	So.	G	Cape May, N.J.
21	Derrick Carroll	6-6	Jr.	F	Columbia, S.C.
22	Randell Jackson	6-11	Fr.	F	Boston, Mass.
23	James Collins	6-4	Jr.	G	Jacksonville, Fla.
32	Kirk Luchman	6-10	Jr.	F/C	Medford Lakes, Fla.
33	Kelvin McClendon	6-5	Jr.	G	Hallandale, Fla.
41	Geoff Brower	6-4	Fr.	G	Ft. Walton Beach, Fla.
52	Corey Louis	6-9	So.	F	Miami, Fla.

1995-96 Schedule

N27	Howard	J13	at N.C. State
N28	Florida International	J17	Clemson
D2	Jacksonville	J20	at Duke
D5	at Tulane	J24	North Carolina
D9	DePaul (at St. Petersburg, Fla.)	J27	at Georgia Tech
D12	Connecticut	F3	Virginia
D16	Florida (at Orlando, Fla.)	F7	at Wake Forest
D20	Radford	F14	Florida Maryland N.C. State
D28	Maryland Baltimore County	F17	at Clemson
D30	Maryland Eastern Shore	F22	Duke
J3	at Virginia	F24	at North Carolina
J6	Wake Forest	F28	Georgia Tech
J9	at Maryland	M7-10	at ACC Tournament

Possible Opponent at Children's Charities/Franklin National Bank Classic
 Sunday December 3, 1995; TBA/Raycom
 USAir Arena, Landover, Md.

Location: Washington, D.C.
 Founded: 1821
 Enrollment: 17,000
 Colors: Buff and Blue
 Conference: Atlantic 10
 Nickname: Colonials

Home Court/Capacity: Charles E. Smith Center/5,000

President: Stephen Joel Trachtenberg

Athletics Director: Jack Kvanzz

Head Coach and Alma Mater: Mike Jarvis/Northeastern, 1968

Career Record and Years: 193-110/10 Years

Record at Institution/Years: 92-59/5 years

Assistant Coaches and Alma Mater: Scott Beeten/Lehigh, 1972;

Kevin Clark/Clark, 1981; Mike Jarvis II/Boston University, 1992

Letterwinners Returning/Lost: 7/6

Starters Returning/Lost: 3/2

Starters Returning	Pos.	Hgt.	Cl.	PPG	RPG
Kwame Evans	G	6-7	Sr.	19.4	5.7
Alexander Koul	C	7-1	So.	12.8	6.6
Vaughn Jones	G	6-5	Sr.	12.8	5.2

1994-95 Record: 18-14

Conference Record/Finish: 10-6/

Post Season: NIT, Ohio University def. George Washington, 83-71.

Series Record: Maryland leads, 31-23

Last Meeting: January 3, 1979, UM 84 - GWU 72 (At College Park, Md.)

Sports Information Director: Brad Bower

Sports Information Phone: 202.994.6654

Home Phone Number: 703.685.1854


Sports Information Mailing Address: Smith Center
 Room 107
 600 2nd St., NW
 Washington, D.C. 20052

FAX Phone Number: 202.994.2713
 Press Row Phone Number: 202.994.1776

George Washington University



Mike Jarvis



Kwame Evans

1995-96 Roster

No.	Name	Ht.	Cl.	Pos.	Hometown
12	Kwame Evans	6-7	Sr.	G	Baltimore, Md.
22	Darin Green	6-5	So.	F	Charlotte, N.C.
23	J.J. Brade	6-4	Fr.	F	Montreal, Quebec
31	Andrei Sviridov	7-0	So.	F/C	Mogilev, Belarus
32	Vaughn Jones	6-5	Sr.	G	Washington, D.C.
42	Rasheed Hazzard	6-0	So.	G	Los Angeles, Calif.
43	Ferdinand Williams	6-10	Jr.	F	Perth Amboy, N.J.
44	Seco Camara	6-5	Fr.	F	Odivelas, Portugal
45	Alexander Koul	7-1	So.	C	Borovka, Belarus
55	Yegor Mescheniakov	6-8	So.	F	Minsk, Belarus

1995-96 Schedule

N24-25	Red Auerbach Colonial Classic		George Washington vs. Cal. State Sacramento
	Grembling State vs. Hampton	J6	at Duquesne
	George Washington vs. Hartford	J9	St. Bonaventure
		J13	at Missouri
		J15	at Virginia Tech
D2-3	Franklin National Bank Classic	J21	Dayton
		J25	Virginia Tech
	Maryland vs. Massachusetts	F1	at Dayton
		F3	Temple
	George Washington vs. Florida	F5	North Carolina Charlotte
		F7	Xavier
D5	at James Madison	F10	La Salle
D9	at Thunderdome	F13	at Fordham
	Basketball Shootout (St. Petersburg, Fla.)	F18	at La Salle
		F21	Duquesne
	DePaul vs. Florida State	F24	at Massachusetts
	George Washington vs. South Florida	F26	at Xavier
		F29	Rhode Island
D27-28	at Sacramento Holiday Classic	M2	at St. Joseph's
		M6-9	at Atlantic 10 Tournament

Wednesday January 3, 1996; 9:00 p.m./ESPN
 The Omni, Atlanta, Georgia
 Saturday February 3, 1996; 12:00 p.m./RJ-ESPN2
 Cole Field House, College Park, Md.

Location: Atlanta, Ga.
 Founded: 1885
 Enrollment: 13,000
 Colors: Old Gold and White
 Conference: Atlantic Coast
 Nickname: Yellow Jackets, Rambling Wreck
 Home Court/Capacity: Alexander Memorial Coliseum/10,026
 President: Dr. G. Wayne Clough
 Athletics Director: Dr. Homer C. Rice
 Head Coach and Alma Mater: Bobby Cremins/South Carolina, 1970
 Career Record/Year: 374-230/20 Years
 Record at Institution/Years: 274-160/14 Years
 Assistant Coaches and Alma Mater: Kevin Cantwell/UNC-Asheville, 1973; Dereck Whittenburg/N.C. State. 1984; Gary Leinar/Notre Dame, 1979

Letterwinners Returning/Lost: 9/3
 Starters Returning/Lost: 3/2

Starters Returning	Pos.	Hgt.	Cl.	PPG	RPG
Drew Barry	G	6-5	Sr.	13.4	4.9
Matt Harpring	F	6-7	So.	12.1	6.2
Eddie Elisma	C	6-9	Jr.	5.8	5.0


1994-95 Record: 18-12
 Conference Record/Finish: 8-8/5th
 Post Season: NA
 Series Record: Georgia Tech leads, 26-15
 Last Meeting: February 4, 1995; GT 100-UM 91 (at Atlanta, Ga.)
 Sports Information Director: Mike Finn
 Sports Information Phone: 404.894.5445
 Home Phone Number: 404.938.9910
 Assistant Sports Information Directors: Mike Stamus, Allison George, Erika Austin
 Sports Information Mailing Address: 150 Bobby Dodd Way, NW
 Atlanta, Georgia 30332

FAX Phone Number: 404.853.2674
 Press Row Phone Number: 404.894.5458/5459

Georgia Tech



Bobby Cremins



Drew Barry

1995-96 Roster

No.	Name	Ht.	Cl.	Pos.	Hometown
3	Stephon Marbury	6-1	Fr.	G	Brooklyn, N.Y.
5	Eddie Elisma	6-9	Jr.	F	New York, N.Y.
10	Drew Barry	6-5	Sr.	G	Danville, Calif.
11	Gary Saunders	6-5	Fr.	G	New York, N.Y.
15	Matt Harpring	6-7	So.	G	Duunwoody, Ga.
24	Michael Maddox	6-8	So.	F	Atlanta, Ga.
31	Ryan Murphy	6-3	So.	G	Flusing, N.Y.
32	Juan Gaston	6-7	Fr.	F	Decatur, Ga.
33	Bryan Brennan	6-4	So.	G	Philadelphia, Pa.
41	Brandon Lewis	6-1	Fr.	G	Haddonfield, N.J.
42	Ajami Williams	6-8	Fr.	F	Kingston, Jamaica
44	John Kelly	5-11	Sr.	G	Savannah, Ga.
45	Bucky Hodge	6-9	So.	F/C	Lake Wales, Fla.
52	Ashley Kelly	6-6	Fr.	F	Albany, Ga.

1995-96 Schedule

N15	Manhattan (Pre-Season NIT)	J13	Western Carolina at Wake Forest
N17-24	Pre-Season NIT	J20	Virginia
N27	Campbell	J24	at N.C. State
D2	at Appalachian State	J27	Florida State
D9	at Kentucky	J30	at Clemson
D13	at Georgia	F3	at Maryland
D16	Louisville (Dome Classic)	F7	Duke
D18	Mt. St. Mary's	F10	at North Carolina
D22	Massachusetts (Meadowlands)	F17	Wake Forest at Virginia
D29-30	Cable Car Classic	F25	N.C. State
	Georgia Tech vs. Bradley	F28	at Florida State
J3	Maryland	M3	Clemson
J7	at Duke	M7-10	at ACC Tournament
J10	North Carolina		

Wednesday December 6, 1995; 8:00 p.m.
 Cole Field House, College Park, Md.

Location: Washington, D.C.
 Founded: 1867
 Enrollment: 12,000
 Colors: Navy Blue, Red and White
 Conference: Mid Eastern Athletic
 Nickname: Bison
 Home Court/Capacity: Burr Gymnasium/2,700
 President: Dr. Franklin G. Jenifer
 Athletic Director: David Simmons
 Head Coach and Alma Mater: Mike McLeese/Elizabeth City State, 1973

Career Record/Years: 9-18/1 year
 Record at Institution/Years: 9-18/1 year
 Assistant Coaches and Alma Mater: Derrell Matthews/Maryland Eastern Shore, 1977; Mike Jones/Howard, 1989; Kevin Nickleberry/Virginia Wesleyan, 1986

Letterwinners Returning/Lost: 6/5
 Starters Returning/Lost: 1/4

Starters Returning	Pos.	Hgt.	Cl.	PPG	RPG
Phil Chenier	F	6-7	Sr.	8.1	4.0


1994-95 Record: 9-18
 Conference Record/Finish: 5th/6th
 Post Season: NA
 Series Record: Maryland leads, 1-0
 Last Meeting: January 2, 1993, UM 109-HU 69 (at College Park, Md.)
 Sports Information Director: Ed Hill
 Sports Information Phone: 202.806.7182
 Home Phone Number: 301.585.9077
 Sports Information Mailing Address: Drew Hall
 511 Gresham Place, NW
 Washington, D.C. 20059

FAX Phone Number: 202.806.4507
 Press Row Phone Number: TBA

Howard University



Mike McLeese



Phil Chenier

1995-96 Roster

No.	Name	Ht.	Cl.	Pos.	Hometown
3	Jabari Outtz	5-11	Fr.	G	Lanham, Md.
5	Khalid Ross	6-4	Sr.	F	Dallas, Texas
12	Melvin Watson	6-4	Fr.	G	Temple Hills, Md.
14	Reggie Blackmon	6-2	Sr.	G	Hogansville, Ga.
15	Phil Chenier	6-7	Sr.	F	Columbia, Md.
21	Erik Shamwell	6-8	Fr.	F	Chevy Chase, Md.
23	Anthony Brown	6-7	Sr.	F	Hinesville, Ga.
24	Greg Boone	6-3	Fr.	G	Durham, N.C.
25	Eric Dedmon	6-2	Jr.	G	Detroit, Mich.
31	Thurman Johnson	6-8	Jr.	C	Dallas, Texas
33	John Gay	6-2	Jr.	G	Miami, Fla.
34	Rene Harry	6-11	So.	C	Washington, D.C.
50	Lionel Allen	6-9	Fr.	C	Chicago, Ill.

1995-96 Schedule

N25	at Morehouse College	J15	at Delaware State
N27	at Florida State	J18	at Florida A&M
D2	at Texas Christian	J20	at Bethune Cookman
D4	Liberty	J25	at Morgan State
D6	at Maryland	J27	Maryland Eastern Shore
D9	at Mt. St. Mary's	J29	Coppin State
D16	at American University	F5	Morgan State
D19	Loyola (Md.)	F8	Florida A&M
D22	Northeastern	F10	Bethune-Cookman
J3	at St. Peter's College	F12	Delaware State
J6	South Carolina State	D17	at South Carolina State
J8	North Carolina A&T	D19	at North Carolina A&T
J13	at Maryland Eastern Shore	D24	at Coppin State
		F29-M2	at MEAC Tournament

November 24, 1995; 7:30 p.m./ESPN
Starter/Tip-Off Classic
Springfield Civic Center, Springfield, Mass.


Location: Lexington, Ky.
 Founded: 1865
 Enrollment: 24,200
 Colors: Blue and White
 Conference: Southeastern
 Nickname: Wildcats
 Home Court/Capacity: Rupp Arena/23,000
 President: Dr. Charles Wethington
 Athletics Director: C. M. Newton
 Head Coach and Alma Mater: Rick Pitino/Massachusetts, 1974
 Career Record and Years: 283-117/13 Years
 Record at Institution/Years: 150-43/6 Years
 Assistant Coaches and Alma Mater: Jim O'Brien/St. Joseph's, 1974;
 Delray Brooks/Providence, 1988; Winston Bennett/Kentucky, 1988
 Letterwinners Returning/Lost: 9/4
 Starters Returning/Lost: 3/2

Starters Returning	Pos.	Hgt.	Cl.	PPG	RPG
Tony Delk	G	6-1	Sr.	16.7	3.3
Walter McCarty	F	6-10	Sr.	10.5	5.6
Jeff Sheppard	G	6-3	Jr.	8.3	2.7


1994-95 Record: 28-5
 Conference Record/Finish: 14-2/1st
 Post Season: NCAA Tournament, No. 1 Seed Southeast Region,
 Kentucky def. Mt. St. Mary's, 113-67; Kentucky def. Tulane, 82-60;
 Kentucky def. Arizona State, 97-73; North Carolina def. Kentucky,
 74-61.

Series Record: Kentucky leads, 5-3
 Last Meeting: March 20, 1988; UK 90-UM 81 (NCAA Southeast
 Regional at Cincinnati, Ohio)
 Sports Information Director: Rena Vicini
 Sports Information Phone: 606.257.3838
 Home Phone Number: 606.269.5814
 Assistant Sports Information Director: Brooks Downing (for men's
 basketball)
 Home Phone Number: 606.263.7825
 Sports Information Mailing Address: Memorial Coliseum
 Room 23
 Lexington, Kentucky, 40506
 FAX Phone Number: 606.323.4310
 Press Row Phone Number: 606.252.3602

University of Kentucky



Rick Pitino



Tony Delk

1995-96 Roster

No.	Name	Ht.	Cl.	Pos.	Hometown
00	Tony Delk	6-1	Sr.	G	Brownsville, Tenn.
3	Allen Edwards	6-5	So.	G	Miami, Fla.
5	Wayne Turner	6-2	Fr.	G	Boston, Mass.
13	Nazr Mohammed	6-10	Fr.	C	Chicago, Ill.
15	Jeff Sheppard	6-3	Jr.	G	Peachtree City., Geo.
21	Cameron Mills	6-3	So.	G	Lexington, Ky.
23	Derek Anderson	6-4	Jr.	G	Louisville, Ky.
24	Antoine Walker	6-8	So.	F	Chicago, Ill.
25	Anthony Epps	6-2	Jr.	G	Lebanon, Ky.
32	Jared Prickett	6-9	Sr.	F	Fairmont, W.V.
33	Ron Mercer	6-7	Fr.	F	Nashville, Tenn.
40	Walter McCarty	6-10	Sr.	F	Evansville, Ind.
41	Mark Pope	6-10	Sr.	F/C	Bellevue, Wash.
43	Jason Lathrem	6-5	Fr.	F	Bowling Green, Ky.
50	Oliver Simmons	6-8	Fr.	F	Nashville, Tenn.

1995-96 Schedule

N24	Maryland (Tip-Off Classic, Springfield, Mass.)	J9	at Mississippi State
		J13	Tennessee
		J16	at Louisiana State
N28	at Great Eight	J20	Texas Christian
	Tournament (Detroit, Mich.)	J24	at Georgia
		J27	South Carolina
D2	at Indiana	F3	Florida
D6	Wisconsin Green Bay	F7	at Vanderbilt
D9	Georgia Tech	F11	Arkansas
D16	Morehead State	F14	Georgia
D19	Marshall	F17	at Tennessee
D23	Louisville	F20	Alabama
D29/29	at ECAC Holiday	F24	at Florida
	Festival	F27	at Auburn
	Kentucky vs. Rider	M2	Vanderbilt
	St. John's vs. Iona	M7-10	at SEC Tournament (New Orleans, La.)
J3	at South Carolina		
J6	Mississippi		

Thursday December 28, 1995; 8:00 p.m.
Cole Field House, College Park, Md.


Location: Princess Anne, Md.
 Founded: 1886
 Enrollment: 3,000
 Colors: Maroon and Gray
 Conference: Mid-Eastern Athletic
 Nickname: Fighting Hawks
 Home Court/Capacity: Tawes Gymnasium/1,500
 President: Dr. William P. Hytche
 Athletics Director: Dr. Hallie Gregory
 Head Coach and Alma Mater: Jeff Menday/ Washington,
 Career Record/Years: 13-14/1 Year
 Record at Institution/Years: 13-14/1 Year
 Assistant Coaches and Alma Mater: Richmond Weaver/Clemson,
 1993; Chris Crease/Northeast Louisiana, 1993
 Letterwinners Returning/Lost: 5/5
 Starters Returning/Lost: 2/3

Starters Returning	Pos.	Hgt.	Cl.	PPG	RPG
Aaron McKinney	F	6-3	Sr.	16.1	4.3
John Woods	F	6-6	So.	11.3	6.7

1994-95 Record: 13-14
 Conference Record/Finish: 9-7/T3rd
 Post Season: NA
 Series Record: Maryland leads, 12-0
 Last Meeting: December 7, 1992; UM 94-UMES 63 (at College Park, Md.)
 Sports Information Director: Bradford Evans, Jr.
 Sports Information Phone: 410.651.6499
 Home Phone Number: 410.651.1426
 Sports Information Mailing Address: University of Maryland
 Eastern Shore
 Tawes Gymnasium
 Princess Anne, Maryland

FAX Phone Number: 410.651.7600
 Press Row Phone Number: 410.651.6709

University of Maryland Eastern Shore



1995-96 Roster

No.	Name	Ht.	Cl.	Pos.	Hometown
00	John Woods	6-6	So.	F	Birmingham, Ala.
10	Shamek Cook	5-10	Fr.	G	Brooklyn, N.Y.
12	Jerry McDaniel	6-0	Sr.	G	Largo, Md.
22	Bram Reynolds	6-4	Fr.	F	Princeton, N.J.
23	Aaron McKinney	6-3	Sr.	F	Portland, Ore.
34	Lawrence Garrison	6-7	Sr.	F	Suitland, Md.
32	Alexander Mobley	6-8	So.	F	Baltimore, Md.
31	Clide Harris	6-2	So.	F	Baltimore, Md.
21	Willie Grady	6-2	Fr.	G	Pawley's Island, S.C.
30	Ron Christian	6-5	Fr.	F	Statesboro, Geo.
24	Cliff Ligon	6-0	Fr.	G	Temple Hills, Md.
42	James Wood	6-10	Fr.	F	Suitland, Md.
43	William Wright	6-4	Jr.	G	Upper Marlboro, Md.
33	Cryhten Langhorne	6-4	So.	F	Willingboro, N.J.

1995-96 Schedule

N25	at Butler	J13	Howard
N30	Farleigh Dickenson	J15	at Morgan State
D2	Wilmington College	J20	at South Carolina State
D7	at Long Island	J22	at N.C. A&T State
D9-10	at St. Peter's University	J25	Coppin State
	Tournament	J27	at Howard
D12	St. Francis (N.Y.)	F3	South Carolina State
D16	Centenary	F5	N.C. A&T State
D29	Maryland	F10	Delaware State
D31	at Florida State	F17	at Florida A&M
J3	at Delaware State	F19	at Bethune Cookman
J6	Florida A&M	F24	Morgan State
J8	Bethune-Cookman	M	at MEAC Tournament
J11	at Coppin State		

Saturday December 2, 1995; Noon/Raycom
USAir Arena, Landover, Maryland

Location: Amherst, Mass.
Founded: 1863
Enrollment: 23,044
Colors: Maroon and White
Conference: Atlantic 10
Nickname: Minutemen
Home Court/Capacity: William D. Mullins Center/9,493
Chancellor: David Scott
Athletic Director: Bob Marcum
Head Coach and Alma Mater: John Calipari/Clarion State, 1982
Career Record: 158-69/7 years
Record at Institution/Years: 154-68/7 years
Assistant Coaches and Alma Mater: James Flint/St. Joseph's, 1977;
John Robic/Denison (Ohio), 1986; Ed Schilling/Miami (Ohio), 1988.
Letterwinners Returning/Lost: 9/5
Starters Returning/Lost: 4/2


Starters Returning	Pos.	Hgt.	Cl.	PPG	RPG
Marcus Camby	C	6-11	Jr.	13.9	6.2
Dana Dingle	F/G	6-6	Sr.	7.0	5.5
Donta Bright	F	6-6	Sr.	9.2	4.6
Edgar Padilla	G	6-1	Jr.	7.1	1.8

1994-95 Record: 29-5
Conference Record/Finish: 13-3/1st
Post Season: NCAA Tournament, No. 2 seed, East Region;
Massachusetts def. St. Peter's, 68-51; Massachusetts def. Stanford,
75-63; Massachusetts def. Tulsa, 76-51; Oklahoma State def.
Massachusetts, 68-54
Series Record: Tied, 2-2
Last Meeting: December 10, 1994; UMass 85 - UM 74 (at Baltimore
Arena, Baltimore, Md.)
Sports Information Director: Bill Strickland
Sports Information Phone Number: 413.545.2439
Home Phone Number: 413.665.0551
Sports Information Mailing Address: 255 Boyden Building
University of Massachusetts
Amherst, Mass. 01003
FAX Phone Number: 413.545.1556
Press Row Phone Number: 413.545.3550

University of Massachusetts



John Calipari



Marcus Camby

1995-96 Roster	No.	Name	Ht.	Cl.	Pos.	Hometown
	3	Dana Dingle	6-6	Sr.	F	Bronx, N.Y.
	4	Donta Bright	6-6	Sr.	F	Baltimore, Md.
	5	Charlton Clarke	6-3	Fr.	G	Bronx, N.Y.
	10	Ross Burns	6-3	Fr.	G	Greenfield, Mass.
	11	Giddel Padilla	6-4	Sr.	G	Springfield, Mass.
	12	Edgar Padilla	6-1	Jr.	G	Toa Alta, Puerto Rico
	21	Marcus Camby	6-11	Jr.	C	Hartford, Conn.
	24	Carmelo Travieso	6-2	Jr.	G	Boston, Mass.
	34	Tyrone Weeks	6-7	Jr.	F	Philadelphia, Pa.
	40	Ted Cottrell	6-9	Sr.	C/F	Annapolis, Md.
	44	Rigoberto Nunez	6-7	Sr.	F	Lawrence, Mass.
	50	Inus Norville	6-8	So.	F	Fayetteville, N.C.

1995-96 Schedule	No.	Opponent	Time	Location
N28	Kentucky (at Great Eight Tournament, Auburn Hills, Mich.)	J9 J14 J17	at St. Joseph's at St. Bonaventure Rhode Island	
D2-3	Maryland (Franklin National Bank Classic at USAir Arena)	J20 J23 J27	at Duquesne at Pittsburgh St. Bonaventure	
	Florida/George Washington	J30 F1	Fordham at Temple	
D6	Wake Forest	F4	at Xavier	
D9	Boston College (Fleet Center, Boston, Mass.)	F6	Fordham (Madison Square Garden)	
D12	UNC - Wilmington	F11	Temple	
D22	Georgia Tech (the Medowlands, N.J.)	F15 F17	La Salle at Virginia Tech	
D27-30	at Rainbow Classic Massachusetts, Syracuse, Illinois, Rhode Island, Southern California, Missouri, N.C. State, Hawaii	F20 F24 F28 M2	Rhode Island (at Providence Civic Center) George Washington St. Joseph's at Louisville	
J4	Memphis (Worcester Centrum)	M6-9	at Atlantic 10 Tournament	
J6	Dayton			

Sunday February 18, 1996; 2:00 p.m./ABC
Cole Field House, College Park, Md.


Location: Columbia, Missouri
Founded: 1839
Enrollment: 22,136
Colors: Old Gold and Black
Conference: Big Eight
Nickname: Tigers
Home Court/Capacity: Hearnes Center/13,300
Chancellor: Charles Kiesler
Athletic Director: Joe Castiglione
Head Coach and Alma Mater: Norm Stewart/Missouri, 1956
Career Record and Years: 660-319/34 years
Record at Institution/Years: 563-277/28 years
Assistant Coaches and Alma Mater: Kim Anderson/Missouri, 1978;
Rich Daly/NE Missouri State, 1962; Lee Winfield/North Texas
State, 1971; Bryan England/Baylor, 1989
Letterwinners Returning/Lost: 10/1
Starters Returning/Lost: 4/1

Starters Returning	Pos.	Hgt.	Cl.	PPG	RPG
Julian Winfield	G/F	6-5	Sr.	11.1	7.6
Derek Grimm	F	6-9	Jr.	10.8	5.3
Jason Sutherland	G	6-1	Jr.	8.7	2.0
Sammie Haley	C	7-1	Sr.	8.0	5.3


1994-95 Record: 20-9
Conference Record/Finish: 8-6/4th
Post Season: No. 8 seed West Region;
Series Record: Missouri leads, 2-0
Last Meeting: January 24, 1989, Mo. 87-Mary 73 (at College Park)
Sports Information Director: Boh Brendel
Sports Information Phone Number: 314.882.3241
Home Phone Number: 314.874.0453
Assistant Sports Information Dir: Steve Wujek
Home Phone Number: 314.874.0932
Sports Information Mailing Address: 330 Hearnes Center
Mick Deaver Drive and
Stadium Blvd.
Columbia, Missouri 65211

FAX Phone Number: 314.882.4720
Press Row Phone Number: 314.882.1442

University of Missouri



Norm Stewart



Julian Winfield

1995-96 Roster	No.	Name	Ht.	Cl.	Pos.	Hometown
	3	Kendrick Moore	6-4	So.	G	Hartford, Conn.
	5	Jason Sutherland	6-0	Jr.	G	Watertown, S.D.
	10	Chip Walther	5-10	Jr.	G	St. Louis, Mo.
	11	Danny Allouche	6-5	Fr.	G	Omer, Israel
	13	Julian Winfield	6-4	Sr.	G/F	St. Louis, Mo.
	22	Desmond Ferguson	6-6	Fr.	G/F	Lansing, Mich
	31	Scott Combs	6-7	So.	F	Paoli, Ind.
	32	Corey Tate	6-4	Jr.	G/F	St. Louis, Mo.
	33	Kelly Thames	6-7	So.	F	Jennings, Mo.
	35	Dustin Reeve	6-10	Jr.	F	Blue Springs, Mo.
	42	Derek Grimm	6-9	Jr.	F	Morton, Ill.
	44	Sammie Haley	7-1	Sr.	F/C	Myrtle Beach, S.C.
	45	Simeon Haley	7-0	Sr.	F/C	Myrtle Beach, S.C.
	50	L. Dee Murdock	6-9	Fr.	F	Columbus, Kan.
	53	Monte Hardge	6-11	Fr.	C	Jefferson City, Mo.

1995-96 Schedule	No.	Opponent	Time	Location
N25	Wofford	J13	George Washington	
N27	Tennessee State	J15	Oklahoma	
N30	Southern Methodist	J21	at Iowa State	
D2	Chicago State	J24	at Nebraska	
D5	at Arkansas	J27	Kansas State	
D9	Jackson State	J29	at Colorado	
D16	at Arkansas State	F3	at Oklahoma	
D18	Austin Peay	F7	Nebraska	
D20	Illinois (St. Louis)	F10	Kansas	
D27-30	at Rainbow Classic (Hawaii, Illinois, Massachusetts, N.C. State, Rhode Island, Southern California, Syracuse)	F13 F18 F21 F24 F26	at Oklahoma at Maryland at Kansas State Iowa State at Kansas	
J3	Southeast Missouri	M3-10	Oklahoma State	
J6	Colorado		at Big Eight Tournament (Kansas City, Mo.)	

Saturday January 6, 1996; 8:00 p.m./ESPN
 Cole Field House, College Park, Md.
 Tuesday February 6, 1996; 9:00 p.m./RJ-ESPN2

Location: Chapel Hill, N.C.
 Founded: 1789
 Enrollment: 24,463
 Colors: Carolina Blue and White
 Conference: Atlantic Coast
 Nickname: Tar Heels
 Home Court/Capacity: Dean E. Smith Center/21,572
 Chancellor: Michael Hooker
 Athletic Director: John Swofford
 Head Coach and Alma Mater: Dean Smith/Kansas, 1953
 Career Record and Years: 830-236/34 Years
 Record at Institution/Years: 830-236/34 Years
 Assistant Coaches and Alma Mater: Bill Guthridge/Kansas, 1960,
 Phil Ford/North Carolina, 1978; Dave Hanners/North Carolina, 1976
 Letterwinners Returning/Lost: 5/5
 Starters Returning/Lost: 2/3

Starters Returning	Pos.	Hgt.	Cl.	PPG	RPG
Dante Calabria	G/F	6-4	Sr.	10.5	4.8
Jeff McInnis	G	6-4	Jr.	12.4	4.1


1994-95 Record: 28-6
 Conference Record/Finish: 12-4/T1st
 Post Season: NCAA Tournament, National Semifinals; No. 2 Seed, Southeast Region. North Carolina def. Murray State, 80-70; North Carolina def. Iowa State, 73-51; North Carolina def. Georgetown, 74-64; North Carolina def. Kentucky, 74-61; Arkansas def. North Carolina, 75-68.
 Series Record: North Carolina leads, 99-42
 Last Meeting: March 11, 1995; UNC 97-UM 92 (OT); (ACC Tournament at Greensboro, N.C.)
 Sports Information Director: Rick Brewer
 Sports Information Phone Number: 919.962.2123
 Home Phone Number: 919.929.2721
 Associate Sports Information Director: Dave Lohse
 Assistant Sports Information Directors: Steve Kirschner, Beth McNichol
 Sports Information Mailing Address: Dean Smith Center
 Bowles Drive
 Chapel Hill, N.C. 27515

FAX Phone Number: 919.962.0612
 Press Row Phone Number: TBA

University of North Carolina



Dean Smith



Jeff McInnis

No.	Name	Ht.	Cl.	Pos.	Hometown
3	Shammond Williams	6-2	So.	G	Greenville, N.C.
4	David Neal	6-0	Sr.	G	Raleigh, N.C.
5	Jeff McInnis	6-4	Jr.	G	Charlotte, N.C.
13	Ademola Okulaja	6-7	Fr.	F	Berlin, Germany
14	Ryan Sullivan	6-2	Fr.	G	Bogota, N.J.
15	Vince Carter	6-5	Fr.	G	Ormond Beach, Fla.
24	Dante Calabria	6-4	Sr.	G	Beaver Falls, Pa.
33	Antawn Jamison	6-7	Fr.	F	Charlotte, N.C.
34	Charlie McNairy	6-6	Jr.	F	Kingston, N.C.
40	Ed Geth	6-8	Jr.	F	Norfolk, Va.
44	Clyde Lynn	6-3	Sr.	G	Greensboro, N.C.
45	Serge Zwikker	7-2	Jr.	C	Maassluis, Netherlands

1995-96 Schedule		
N20-22	at Maui Classic	J10
	Chaminade, UCLA, North Carolina, Michigan State, Santa Clara, Vanderbilt, Villanova, Wisconsin)	J14 J17 J20 J24
N28	Richmond	J27
D1	Tulane (at Charlotte, N.C.)	J31
D2	Stanford/S. Carolina (at Charlotte, N.C.)	F6
D7	Georgia	F14
D16	Dartmouth	F17
D20	at Pittsburgh	F22
D28	at UNC-Asheville	F24
D30	at Texas	F27
J4	N.C. State	M3
J6	at Maryland	M7-10

Saturday January 20, 1996, Noon; RJ/ESPN2
 Cole Field House, College Park, Md.
 Thursday February 22, 1996, 9:00 p.m./ESPN
 Reynolds Coliseum, Raleigh, North Carolina

Location: Raleigh, N.C.
 Founded: 1889
 Enrollment: 27,577
 Colors: Red and White
 Conference: Atlantic Coast
 Nickname: Wolfpack
 Home Court/Capacity: Reynolds Coliseum/12,400
 Chancellor: Dr. Larry K. Monteith
 Athletic Director: Todd Turner
 Head Coach and Alma Mater: Les Robinson/N.C. State, 1965
 Career Record/Years: 276-314/21 years
 Record at Institution/Years: 63-82/5 years
 Assistant Coaches and Alma Mater: Al Daniel/Furman, 1979; Eddie Biedebach/N.C. State, 1968.
 Letterwinners Returning/Lost: 9/3
 Starters Returning/Lost: 3/2

Starters Returning	Pos.	Hgt.	Cl.	PPG	RPG
Todd Fuller	C	6-11	Sr.	16.5	8.5
Ishua Benjamin	G	6-5	So.	14.0	2.1
Jeremy Hyatt	G	6-6	Jr.	5.8	4.0


1994-95 Record: 12-15
 Conference Record/Finish: 4-12/8th
 Post Season: NA
 Series Record: N.C. State leads, 66-49
 Last Meeting: February 22, 1995; UM 84-NCSU 71 (at College Park, Md.)
 Sports Information Director: Mark Bockelman
 Sports Information Phone: 919.515.2102
 Home Phone Number: 919.662.9220
 Sports Information Mailing Address: 113 Reynolds Coliseum
 Box 8501
 Cates Avenue
 Raleigh, N.C. 27695

FAX Phone Number: 919.515.2898
 Press Row Phone Number: 919.515.3393

N.C. State University



Les Robinson



Todd Fuller

No.	Name	Ht.	Cl.	Pos.	Hometown
00	Danny Strong	6-6	Jr.	F	Great Falls, S.C.
4	Ivan Wagner	6-1	Fr.	G	San Antonio, Texas
5	Ishua Benjamin	6-5	So.	G	Concord, N.C.
10	Jason Sutton	6-3	Jr.	G	Fayetteville, N.C.
11	Curtis Marshall	5-11	Sr.	G	Omaha, Neb.
14	Al Pinkins	6-6	Sr.	F	Camilla, Ga.
20	Jeremy Hyatt	6-6	Jr.	G	Jacksonville, Fla.
23	Clint Harrison	6-4	So.	G	Reidsville, N.C.
25	Marcus Wilson	6-8	Sr.	F	Monroe, NC.
31	Geoff Richards	6-8	Sr.	F	Charlotte, N.C.
45	Luke Buffum	6-6	Fr.	F	Beverly Hills, Calif.
50	Steve Norton	6-11	So.	C	Asheville, N.C.
52	Todd Fuller	6-11	Sr.	C	Charlotte, N.C.

1995-96 Schedule		
N25	Virginia Military	J15
N27	Winthrop	J18
N30	Wofford	J20
D9	at Davidson	J24
D20	UNC Asheville	J27
D23	at Cal. Poly San Luis Obispo	J31
D28-30	at Rainbow Classic	F8
	N.C. State vs. Massachusetts Southern California vs. Missouri	F11
	Syracuse, Illinois, Rhode Island, Hawaii	F14 F17
J2	Western Carolina	F22
J4	at North Carolina	F25
J6	at Virginia	F28
J9	Boston University	M2
J13	Florida State	M7-10

Wednesday December 13, 1995; 8:00 p.m.
Cole Field House, College Park, Md.

Location: Lawrenceville, N.J.
Founded: 1865
Enrollment: 5,667
Colors: Cranberry and White
Conference: Northeast
Nickname: Broncs
Home Court/Capacity: Alumni Gymnasium/1,650
President: Dr. J. Barton Luedeke
Athletic Director: Curt Blake
Head Coach and Alma Mater: Kevin Bannon/St. Peter's, 1979
Career Record: 243-125/13 Years
Record at Institution/Years: 98-78/6 Years
Assistant Coaches and Alma Mater: Don Harnum/Susquehanna, 1986; Tod Kowalczyk/Minnesota-Deluth, 1988; Dan Collins/Rider, 1995

Letterwinners Returning/Lost: 8/5

Starters Returning/Lost: 3/2

Starters Returning	Pos.	Hgt.	Cl.	PPG	RPG
Deon Hames	5-10	G	Sr.	16.7	3.0
Kevin McPeek	6-8	C	So.	5.6	4.0
Charles Smith	6-6	F	Jr.	19.8	5.6

1994-95 Record: 18-11

Conference Record/Finish: 15-3/1st

Post Season: NA

Series Record: Maryland leads, 2-0

Last Meeting: November 30, 1993; UM 95 - RU 79 (at College Park, Md.)

Sports Information Director: Bud Focht

Sports Information Phone Number: 609.896.5138

Home Phone Number: 215.946.9203

Sports Information Mailing Address: 2083 Lawrenceville Road
 Lawrenceville, N.J. 08648


FAX Phone Number: 609.896-0341

Press Row Phone Number: 609.896.5138

Rider University



Kevin Bannon



Deon Hames

1995-96 Roster

No.	Name	Ht.	Cl.	Pos.	Hometown
3	Kevin Finefrock	5-9	G	Fr.	Massillon, Ohio
10	Deon Hames	5-10	Sr.	G	Trenton, N.J.
12	Jeff Parker	5-11	Sr.	G	Florence, N.J.
13	Jamie Allen	6-4	So.	G	East Orange, N.J.
14	Greg Burston	6-3	G	Fr.	Hummesstown, Pa
20	Dave Wahl	6-8	F	Fr.	Waterloo, Canada
23	Raymond Touomou	6-4	So.	G	Yaounde, Cameroon
32	Dimitri Charles	6-6	So.	F	East Orange, N.J.
33	Antonio Stapleton	6-7	Sr.	C/F	Virginia Islands
34	Charles Smith	6-6	Jr.	F	Boothwyn, Pa.
42	Bob Fiscaro	6-3	Fr.	G	Washington Township, N.J.
44	Kevin McPeek	6-8	So.	C/F	Flemington, N.J.
52	Chris Bernard	6-6	C/F	Fr.	Valley Stream, N.Y.

1995-96 Schedule

N16	vs. Temple (Pre-Season NIT)	J13	at Marist
		J17	at St. Francis (N.Y.)
N25	Boston University	J20	St. Francis (Pa.)
D2	St. Peter's	J25	at Wagner
D4	at UMBC	J27	at Farleigh Dickenson
D6	American	F3	Monmouth
D13	at Maryland	F5	at Long Island
D27-29	at ECAC Holiday Festival	F8	at Mt. St. Mary's
		F10	Marist
	Rider vs. Kentucky	F14	St. Francis (N.Y.)
	Iona vs. St. John's	F17	at St. Francis (Pa.)
J3	at Siena	F19	at Robert Morris
J6	at Monmouth	F22	Wagner
J8	Long Island	F24	Farleigh Dickenson
J11	Mt. St. Mary's	F26-M3	at NEC Tournament

Monday November 27, 1995; 8:00 p.m.
Baltimore Arena, Baltimore, Md.

Location: Towson, Maryland
Founded: 1866
Enrollment: 15,000
Colors: Gold, Black and White
Conference: North Atlantic
Nickname: Tigers
Home Court/Capacity: Towson Center/5,000
President: Dr. Hoke L. Smith
Athletics Director: Wayne Edwards
Head Coach and Alma Mater: Terry Truax/Maryland, 1968
Career Record: 177-172/12 Years
Record at Institution/Years: 177-172/12 Years
Assistant Coaches and Alma Mater: Jim Meil/Lehigh, 1982; Adrian Dantley/Notre Dame, 1977; Bill Leonard/ Towson State, 1987

Letterwinners Returning/Lost: 11/1

Starters Returning/Lost: 4/1

Starters Returning	Pos	Hgt.	Cl.	PPG	RPG
Ralph Blalock	F/G	6-2	Sr.	17.3	3.3
Stevie Thomas	G/F	6-7	Sr.	11.0	7.5
Michael Keyes	G	5-11	Jr.	7.3	2.2
Ralph Biggs	F	6-5	So.	7.7	3.2

1994-95 Record: 12-15

Conference Record/Finish: 6-10/7th

Post Season: None

Series Record: Maryland leads, 10-0

Last Meeting: December 12, 1994; UM 120-TSU 73 (at College Park, Md.)

Sports Information Director: Peter Schlehr

Sports Information Phone Number: 410.830.2232

Home Phone Number: 410.838.9221

Assistant Sports Information Director: Dan O'Connell

Sports Information Mailing Address: Towson State University
 Towson Center, Room 212A
 Towson, Maryland 21204


FAX Phone Number: 410.830.3861

Press Row Phone Number: 410.830.3286

Towson State University



Terry Truax



Ralph Blalock

1995-96 Roster

No.	Name	Ht.	Cl.	Pos.	Hometown
3	Ralph Blalock	6-2	Sr.	G/F	Claymont, Del.
4	Ralph Biggs	6-5	So.	F	Washington, N.C.
5	DeRon Robinson	6-0	Jr.	G	Fairfax, Va.
11	Peter Kenah	5-11	So.	G	Rockville, Md.
14	Florian Schneider	6-5	Jr.	F	Mulhouse, France
15	Scooter Alexander	6-3	Sr.	G	Baltimore, Md.
22	Quintin Moody	5-10	Sr.	G	Baltimore, Md.
30	Michael Keyes	5-11	Jr.	G	Pittsburgh, Pa.
32	Damon Cason	6-0	Fr.	G	Baltimore, Md.
33	Ryan Lexter	6-8	So.	C	Council Rock, Pa.
40	Derrick Earl	6-6	So.	F	Columbia, S.C.
41	Mart Dellinger	6-7	Jr.	F	Fort Wayne, Ind.
50	Stevie Thomas	6-7	Sr.	F	Baltimore, Md.
52	Josh Anderson	6-9	Jr.	F	Waldorf, Md.

1995-96 Schedule

N27	at Maryland	J23	Hofstra
N29	at Navy	J26	Vermont
D4	at Loyola (Md.)	J28	Hartford
D6	Pennsylvania	F2	at Northeastern
D9	at Arizona	F4	at Boston University
D16	Washington College	F7	at Drexel
D23	at James Madison	F9	New Hampshire
D30	at Louisville	F11	Maine
J4	at New Hampshire	F16	Drexel
J6	at Maine	F18	at Hofstra
J11	Northeastern	F21	at Delaware
J13	Boston University	F24	Delaware
J18	at Vermont	F28-M6	North Atlantic
J20	at Hartford		Conference Tournament

Thursday February 1, 1996. 8:00 p.m.-RJ\ESPN2
University Hall, Charlottesville, Va.
Saturday March 2, 1996; 4:00 p.m.-RJ\ESPN
Cole Field House, College Park, Md.

Location: Charlottesville, Va.
Founded: 1819
Enrollment: 18,011
Colors: Orange and Blue
Conference: Atlantic Coast
Nicknames: Cavaliers, Wahoos
Home Court/Capacity: University Hall/8,457
President: John T. Casteen III
Athletics Director: Terry Holland
Head Coach and Alma Mater: Jeff Jones/Virginia, 1982
Career Record/Years: 105-57/5 Years
Record at Institution/Years: 105-57/5 years
Assistant Coaches and Alma Mater: Tom Perrin/Vermont, 1979;
Anthony Solomon/Virginia, 1987; Pete Herrmann/SUNY-Geneseo,
1970

Letterwinners Returning/Lost: 9/5
Starters Returning/Lost: 2/3

Starters Returning	Pos.	Hgt.	Cl.	PPG	RPG
Chris Alexander	C/F	6-9	Sr.	2.5	4.0
Harold Deane	G	6-2	Jr.	16.0	3.0

1994-95 Record: 25-9

Conference Record/Finish: 12-4/T1st

Post Season: NCAA Tournament, No. 4 Seed, Midwest Region;
Virginia def. Nicholls State, 96-72; Virginia def. Miami (Ohio), 60-54 (OT); Virginia def. Kansas, 67-58; Arkansas, def. Virginia, 68-61
Series Record: Maryland leads, 84-59
Last Meeting: March 5, 1995; U.Va. 92 - UM 67 (at Charlottesville, Va.)
Sports Information Director: Rich Murray
Sports Information Phone: 804.982.5500
Home Phone Number: 804.978.2966

Assistant Sports Information Director: Mike Colley (for men's basketball)


Sports Information Mailing Address: P.O. Box 3785
Charlottesville, Va. 22903

FAX Phone Number: 804.982.5525
Press Row Phone Number: 804.296.5910

University of Virginia



Jeff Jones



Harold Deane

1995-96 Roster

No.	Name	Ht.	Cl.	Pos.	Hometown
5	Curtis Staples	6-3	So.	G	Roanoke, Va.
13	Jamal Robinson	6-7	Jr.	G/F	Jamaica, N.Y.
15	Peter McLaughlin	6-2	So.	G	Maplewood, N.J.
21	Harold Deane	6-2	Jr.	G	Ettrick, Va.
22	Darryl Presley	6-6	Fr.	F	Adelphi, Md.
24	Scott Johnson	6-10	Fr.	F	Marietta, Ga.
25	Norman Nolan	6-8	So.	F	Baltimore, Md.
30	Chris Alexander	6-9	Sr.	F/C	Long Branch, N.J.
31	Michael Curtis	6-3	So.	G	Richmond, Va.
32	Courtney Alexander	6-6	Fr.	G	Durham, N.C.
42	Chase Metheny	7-4	Fr.	C	Charlotte, N.C.
44	Maurice Watkins	6-5	Jr.	F/G	Petersburg, Va.
55	Martin Walton	6-9	Jr.	F	Portsmouth, Va.

1995-96 Schedule

N24	Tennessee-Martin	J17	North Carolina
N27	William & Mary	J20	at Georgia Tech
N29	Kansas	J24	at Wake Forest
	Great Eight Tournament	J28	at Connecticut
	(at Auburn Hills, Mich)	F1	Maryland
D5	Vanderbilt	F3	at Florida State
D9	at Richmond	F5	Old Dominion
D21	Virginia Commonwealth	F8	at N.C. State
D28	vs. Virginia Tech (at	F10	Clemson
	Roanoke, Va.)	F14	at Duke
D30	Liberty	F17	at North Carolina
J3	Florida State	F21	Georgia Tech
J6	N.C. State	F24	Wake Forest
J10	at Clemson	M2	at Maryland
J13	Duke	M7-10	at ACC Tournament

Saturday January 13, 1996, Noon. ESPN
Lawrence Joel Veterans Memorial Coliseum
Winston Salem, N.C.
Thursday February 15, 1996, 9:00 p.m. \RJ-ESPN2
Cole Field House, College Park, Md.

Location: Winston-Salem, N.C.
Founded: 1834
Enrollment: 3,620
Colors: Old Gold and Black
Conference: Atlantic Coast
Nickname: Demon Deacons
Home Court/Capacity: Lawrence Joel Veterans Memorial Coliseum/14,407
President: Dr. Thomas K. Hearn
Athletic Director: Ron Wellman
Head Coach and Alma Mater: Dave Odom/Guilford, 1965
Career Record/Years: 154-108/9 years
Record at Institution/Years: 116-66/6 years
Assistant Coaches and Alma Mater: Ernie Nestor/Alderson Broaddus, 1968; Ricky Stokes/Virginia, 1984; Russell Turner/Hampden-Sydney, 1992
Letterwinners Returning/Lost: 7/3
Starters Returning/Lost: 3/2

Starters Returning	Pos.	Hgt.	Cl.	PPG	RPG
Jerry Braswell	G	6-1	So.	3.9	1.1
Tim Duncan	C	6-10	Jr.	16.8	12.5
Ricky Peral	F	6-10	Jr.	6.0	1.9

1994-95 Record: 26-6

Conference Record/Finish: 12-4/T1st

Post Season: NCAA Tournament, No. 1 Seed East Region. Wake Forest def. N.C. A&T, 79-47; Wake Forest def. St. Louis, 64-59; Oklahoma State, def. Wake Forest, 66-71.
Series Record: Maryland leads, 46-43
Last Meeting: February 15, 1995, WFU 63 - UM 54 (at Winston-Salem, N.C.)


Sports Information Director: John Justus
Sports Information Phone: 910.759.5640
Home Phone Number: 910.722.1904
Sports Information Mailing Address: P.O. Box 7426
Winston-Salem, N.C. 27109

FAX Phone Number: 910.759.5140
Press Row Phone Number: 910.727.2945

Wake Forest University



Dave Odom



Tim Duncan

1995-96 Roster

No.	Name	Ht.	Cl.	Pos.	Hometown
5	Steven Goolsby	6-4	So.	G	Marietta, Ga.
10	Rusty La Rue	6-2	Sr.	G	Oak Ridge, N.C.
11	Joseph Amonett	6-5	Fr.	G/F	Byrdstown, Tenn.
15	Armond Wilson	6-2	Fr.	G	Laurel, Miss.
20	Marc Scott	6-2	Jr.	G	Chapel Hill, N.C.
21	Tim Duncan	6-10	Jr.	C	St. Croix, V.I.
23	Antonio Jackson	6-8	So.	F	Aliceville, Ala.
25	Jerry Braswell	6-1	So.	G	Cuthbert, Ga.
30	Tony Rutland	6-2	So.	G	Hampton, Va.
33	Rodney West	6-10	Fr.	C	Oneida, Tenn.
40	Sean Allen	6-8	Jr.	F	Knightdale, N.C.
44	Ricky Peral	6-10	Jr.	F	Valloolidid, Spain
52	William Stringfellow	6-8	Fr.	F	Austin, Tex.

1995-96 Schedule

N25	Mt. St. Mary's	J21	at Clemson
N29	vs. Oklahoma State	J24	Virginia
	(Great Eight	J27	at North Carolina
	Tournament, Detroit,	J31	N.C. State
	Mich.)	F3	St. Louis (Greensboro, N.C.)
D2	Lehigh	F7	Florida State
D6	at Massachusetts	F11	Duke
D9	at Florida	F15	at Maryland
D18	Appalachian State	F17	at Georgia Tech
D21	Utah	F21	Clemson
J2	Furman	F24	at Virginia
J6	at Florida State	F27	North Carolina
J10	at Duke	M2	at N.C. State
J13	Maryland	M7-10	at ACC Tournament
J15	Richmond		
J17	Georgia Tech		

TERP WATCHERS - THE MEDIA

Maryland Radio Network

Play-by-Play Announcer Johnny Holliday

Sports Anchor
ABC Radio
1717 Desales St., NW
Washington, DC 20036
(202) 222-7600
(202) 222-7682 (FAX)

Basketball Analyst Greg Manning

Assistant Athletic Director
for Major Gifts
1102 Cole Field House
University of Maryland
College Park, Md. 20741
(301) 314-7020
(301) 314-9094 (FAX)

Primary Media Outlets

Washington Post
David Nakamura
1150 15th St., NW
Washington, D.C. 20071
(202) 334-7350
(202) 334-7685 (FAX)
Sports Editor:
George Solomon
Columnists:
Mike Wilbon
Ken Delinger
Tony Kornheiser

Baltimore Sun
Ken Murray
Calvert & Centre Sts
Baltimore, MD 21203
(410) 332-6200
(410) 783-2518 (FAX)
Sports Editor:
Jack Gibbons
Columnists:
John Eisenberg
Ken Rosenthal

The Washington Times
Kevin Seifert
3600 New York Ave., NE
Washington, D.C. 20002
(202) 636-3269
(202) 529-7869 (FAX)
Sports Editor:
Mark Green
Columnists:
Tom Knott
Dan Daly
Dick Heller

Prince George's Journal
Mark Stewart
9426 Annapolis Road
Lanham, MD 20706
(301) 731-8303
(301) 731-8363 (FAX)

Sports Editor:
Mark Stewart
Columnists:
Greg Brice
Ben Lumpkin

Montgomery Journal
Dan Shepherd
2 Research Ct.
Rockville, MD 20850
(301) 670-1427
(301) 670-1421 (FAX)
Sports Editor:
Dan Shepherd

Annapolis Capital
Bill Wagner
2000 Capitol Drive
Annapolis, MD 21404
(410) 263-8576
(410) 268-4643 (FAX)
Sports Editor:
Joe Gross

Cumberland Times
Mike Burke
19 Mechanic St.
Cumberland, MD 21502
(301) 722-4600
(301) 722-4870 (FAX)
Sports Editor:
Mike Burke

Easton Star-Democrat
Bill Haufe
1 Airport Drive
Easton, MD 21601
(410) 820-6510
(410) 820-6519 (FAX)
Sports Editor:
Bill Haufe

Frederick News Post
Stan Goldberg
200 E. Patrick St.
Frederick, MD 21701
(301) 662-1177
(301) 662-8299 (FAX)
Sports Editor:
Stan Goldberg
Columnist:
Katrina Waugh

Gazette Newspapers
John Evans
1200 Qunice Orchard Blvd
Gaithersburg, Md 20878
(301) 948-3120
(301) 670-7183
Sports Editor:
John Evans

Hagerstown Morning Herald
Bob Parasiliti
100 Summit Ave.
Hagerstown, MD 21740
(301) 733-5131
(301) 714-0245 (FAX)
Sports Editor:
Bill Callen

Hagerstown Daily Mail
Larry Yanos
100 Summit Ave.
Hagerstown, MD 21740
(301) 731-5131
(301) 714-0245 (FAX)
Sports Editor:
Larry Yanos

Salisbury Times
Rick Cullen
P.O. Box 1937
Salisbury, MD 21601
(410) 749-7171
(410) 749-7290 (FAX)
Sports Editor:
Rick Cullen

Terrapin Times
Keith Cavanaugh
P.O. Box 34405
Bethesda, MD 20827
(301) 656-8257
(301) 656-8258 (FAX)

National Media

Associated Press
Dave Ginsburg
Sports
222 St. Paul Place
Baltimore, MD 21202
(410) 539-3524
(410) 727-1550 (FAX)

USA Today
Harry Blauvelt, Jack Carey
Sports
P.O. Box 500
Washington, D.C. 20044
(703) 276-3714
(703) 558-3813 (FAX)

Student Media

The Diamondback
Sports
3136 South Campus Dining
Hall
University of Maryland
College Park, MD 20742
(301) 314-8200
(301) 314-8358 (FAX)
Sports Editor: Dave Murray

WMUC - Radio
Sports
3130 South Campus Dining
Hall
P.O. Box 99
College Park, MD 20742
(301) 314-7866
(301) 314-7879 (FAX)
Sports Director: Joel D. Smith

Radio Outlets

WBAL - Sports
Josh Lewin, Pam Ward
3800 Hooper Ave
Baltimore, MD 21211
(410) 338-6592
(410) 338-6675 (FAX)

WCBM - Sports
Stan Charles
68 Radio Plaza
Owings Mills, MD 21117
(410) 356-3003

WFMD - Sports
Ron Kitzmiller
P.O. Box 151
Frederick, MD 21701
(301) 948-8521
(301) 663-5494 (FAX)

WMAL - Sports
Tim Brant
4400 Jenifer St.
Washington, D.C 20015
(202) 895-2367
(202) 537-0009 (FAX)

WTEM - Sports
Andy Pollin
11300 Rockville Pike
Rockville, MD, 20852
(301) 770-5700
(301) 881-8025 (FAX)

WTOP-Sports
Dave Johnson
3400 Idaho Avenue, NW
Washington, D.C.20015
(202) 895-5060
(202) 895-5149 (FAX)

WYST - Sports
Bob Green
111 Park Avenue
The Penthouse
Baltimore, MD 21201
(410) 523-6900
(401) 669-2127 (FAX)

Television Outlets

WBAL - TV
Gerry Sandusky/Mark Viviano
3800 Hooper Avenue
Baltimore, MD 21212
(410) 338-1750
(410) 338-6526 (FAX)

WBFF - Fox 45
Bruce Cunningham/
Steve Davis
3500 Parkdale Avenue
Baltimore, MD 21211
(410) 467-5595
(410) 467-5093 (FAX)

WHAG - TV Sports
Mike Hill
13 E. Washington St.
Hagerstown, MD 21740
(301) 797-4400
(301) 745-4093 (FAX)

WJLA - TV Sports
Rene Knott/Chris McKendry
3007 Tilden St., NW
Washington, D.C. 20008
(202) 364-7726
(202) 362-1124 (FAX)

WJZ - TV Sports
John Buren/Chris Ely
Television Hill
Baltimore, MD 21211
(410) 578-7522
(410) 578-0642 (FAX)

WMAR - TV Sports
Scott Garceau/Keith Mills
6400 York
Baltimore, MD 21212
(410) 377-7558
(410) 377-0493 (FAX)

WMDT - TV Sports
Derek Venkus
P.O. Box 4009
Salisbury, MD 21803
(410) 742-4747
(410) 742-5767 (FAX)

WRC - TV Sports
George Michael
Wally Bruckner
4001 Nebraska Ave., NW
Washington, D.C. 20016
(202) 885-4451
(202) 885-4002 (FAX)

WTG - Sports
Steve Buckhantz/
Chick Hernandez
5151 Wisconsin Avenue
Washington, D.C. 20016
(202) 895-3026
(202) 895-3133 (FAX)


WUSA - TV Sports
Frank Herzog/Ken Mease
4100 Wisconsin Ave., NW
Washington, D.C. 20008
(202) 895-5600
(202) 363-6472 (FAX)

Montgomery Channel 21
Brian Sinkoff
7548 Standish Place
Rockville, Maryland 20855
(301) 294-2121
(301) 294-7476 (FAX)

Newschannel 8
Mark Lima/Michael Kim
7600-D Boston Blvd.
Springfield, VA 22153
(703) 912-5395
(703) 912-5329 (FAX)

Radio/TV Roster

GUARDS




5

GUARD

Matt Raydo

5-10 153 Jr.
Ft. Lauderdale, Fla.



10

GUARD

Duane Simpkins

6-0 172 Sr.
Ft. Washington, Md.




11

GUARD

Matt Kovarik

6-4 201 Jr.
Greensboro, N.C.




12

GUARD

Terrell Stokes

6-0 172 Fr.
Philadelphia, Pa.




13

GUARD

Sarunas Jasikevicius

6-4 195 So.
Kaunas, Lithuania




15

GUARD

Johnny Rhodes

6-4 212 Sr.
Washington, D.C.

FORWARDS



3

FORWARD

Laron Profit

6-5 189 Fr.
Charleston, S.C.



4

FORWARD

Exree Hipp

6-8 224 Sr.
Washington, D.C.




21

FORWARD

Mario Lucas

6-8 241 Sr.
Memphis, Tenn.



22

FORWARD

Keith Booth

6-6 222 Jr.
Baltimore, Md.




25

FORWARD

Rodney Elliott

6-8 213 So.
Baltimore, Md.



54

CENTER

Obinna Ekezie

6-9 260 Fr.
Clinton, Md.

CENTER


COACHES



HEAD COACH

Gary Williams


Maryland, 1968
18th Season overall
(286-197, .592)
7th year at Maryland
(79-69, .533)



ASST. COACH

Billy Hahn


Maryland, 1975
7th year at
Maryland



ASST. COACH

Art Perry

Rutgers, 1975
6th year at
Maryland



ASST. COACH

Jimmy Patsos

Catholic, 1989
5th year at
Maryland



ADMIN. ASST.

Peter Sauer

Maryland, 1981

TRAINER

J. J. Bush

MANAGERS

Erik Bello, Kevin
Nawrocki, Andrew
Hook, Faisal Khan,
Brian Duignan, Gregory
Marcus, Michael Biftu,
John Forrest.

PRONUNCIATIONS

Sarunas
(Sa-RUN-us)
Jasikevicius
(Yes-e-KAV-e-chus)
Exree Hipp
(X-ree) Hipp

The Schedule

MEN'S BASKETBALL



Date(s) Opponent Time TV

NOVEMBER

Monday 13	Court Authority	8:00 p.m.	
Monday 20	Australian National Team	8:00 p.m.	
Friday 24	Kentucky at Springfield Civic Center, Springfield, Mass.	7:30 p.m.	ESPN
Monday 27	Towson State, at Baltimore Arena	8:00 p.m.	

DECEMBER

Saturday 2	Massachusetts Franklin National Bank Classic/USAir Arena	12:00 Noon	Raycom
Sunday 3	Florida/George Washington Franklin National Bank Classic/USAir Arena	TBA	
Wednesday 6	Howard	8:00 p.m.	
Saturday 9	UCLA at the Pond in Anaheim/Wooden Classic	3:30 p.m.	NBC
Wednesday 13	Rider	8:00 p.m.	
Saturday 23	American	1:00 p.m.	
Thursday 28	Maryland-Eastern Shore	8:00 p.m.	

JANUARY

Wednesday 3	at Georgia Tech at the Omni, Atlanta, Ga.	9:00 p.m.	ESPN
Saturday 6	North Carolina	8:00 p.m.	ESPN

Date(s) Opponent Time TV

JANUARY

Tuesday 9	Florida State	8:00 p.m.	RJ
Saturday 13	at Wake Forest	12:00 Noon	ESPN
Wednesday 17	Delaware State	8:00 p.m.	
Saturday 20	N.C. State	12:00 Noon	RJ/ESPN2
Wednesday 24	Clemson	8:00 p.m.	
Sunday 28	at Duke	1:00 p.m.	ABC

FEBRUARY

Thursday 1	at Virginia	8:00 p.m.	RJ/ESPN2
Saturday 3	Georgia Tech	12:00 Noon	RJ/ESPN2
Tuesday 6	at North Carolina	9:00 p.m.	RJ/ESPN2
Saturday 10	at Florida State	12:00 Noon	RJ/ESPN2
Thursday 15	Wake Forest	9:00 p.m.	RJ/ESPN2
Sunday 18	Missouri	2:00 p.m.	ABC
Thursday 22	at N.C. State	9:00 p.m.	ESPN
Saturday 24	at Clemson	12:00 Noon	RJ/ESPN2
Wednesday 28	Duke	9:00 p.m.	ESPN

MARCH

Saturday 2	Virginia	4:00 p.m.	RJ/ESPN
Thursday 7- Sunday-10-	at ACC Tournament at Greensboro Coliseum, Greensboro, N.C.	TBA	

(All times are Eastern Standard)
(As of September 12, 1995)
Home games in red

