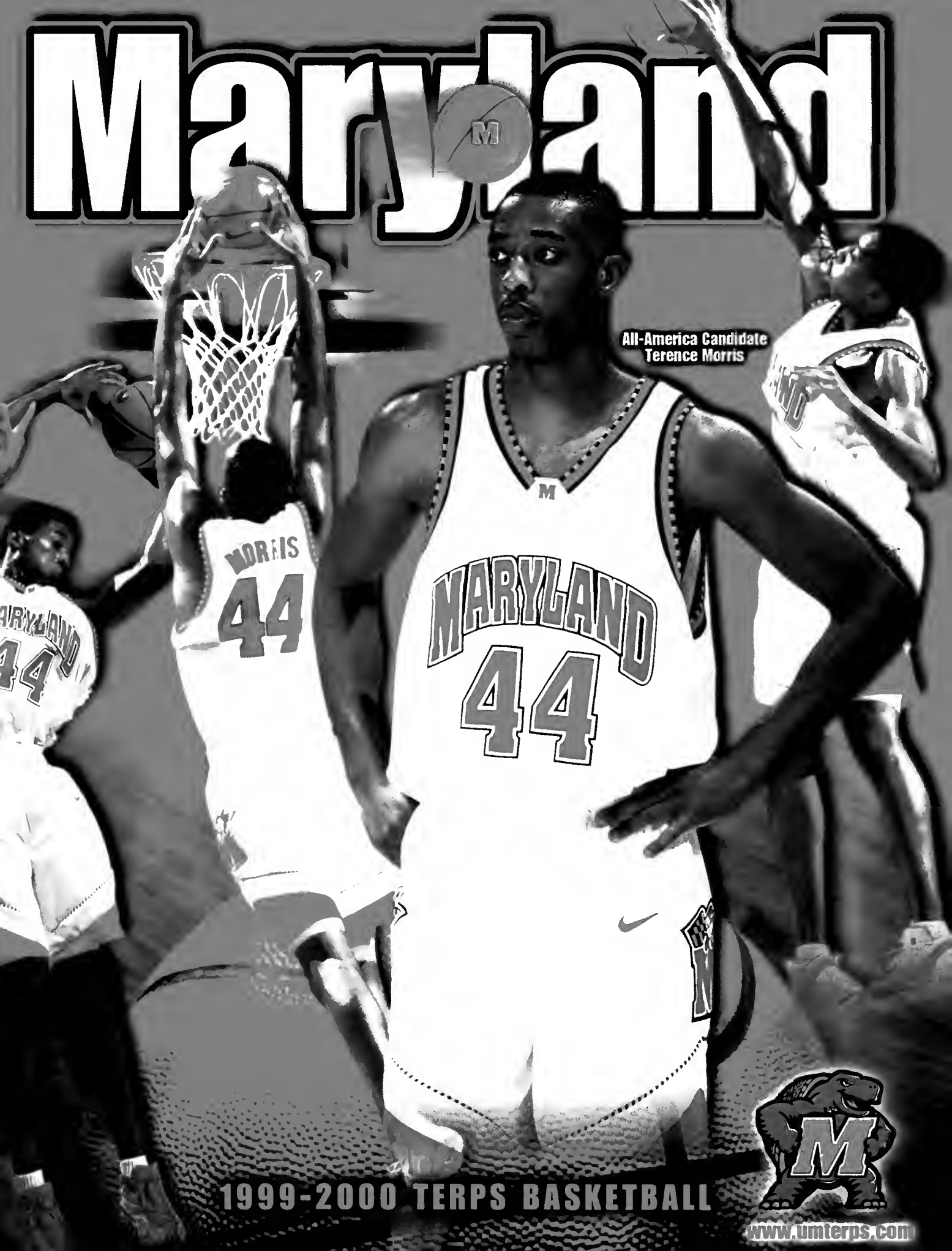


Maryland


All-America Candidate
Terence Morris



1999-2000 TERPS BASKETBALL



www.umterps.com



Building A New Tradition For A New Century

Pictured is an artist's rendition of the Terps' proposed new arena which is slated to open in 2002. It will be located on the north perimeter of campus, with direct accessibility from main travel arteries surrounding the university. Also, students surround the court ten rows deep in every direction to help create the best possible home court advantage.

Arena Facts

	<i>New</i>	<i>Cole</i>
Capacity	17,100	14,500
Total Square Feet	420,000	202,000
On-Site Parking	* 6,000	4,900
Seats for the Disabled	170	20
Restrooms	37	4
Concession Stands	12	4
Building Site	On Campus	On Campus
Terrapin Club Room (capacity)	400	0

**Within an eight-minute walk*

Arena Features

- Academic Support and Career Development Center for Student-Athletes (7,000 square feet)
- Weight Training and Conditioning Area
- Wrestling Practice Gymnasium
- Locker Facilities for Several Sports
- Equipment Distribution Area
- Sports Medicine/Training Area
- Auxiliary Gymnasium for Practice and Competition
- Coaches' Offices
- Athletic Administration Offices
- Heritage Hall Multi-Purpose Room (capacity of 400)
- Walk of Fame and History
- Media Relations Center
- Terps Merchandise Store
- 16 Suites

All-America Candidate Terence Morris



Terence Morris Online:
www.terencemorris.com

1999-2000 Maryland Schedule

Day	Date	Opponent	Time	TV
Wed.	Nov. 3	Down Under All-Stars of Australia	8:00 p.m.	
Tues.	Nov. 9	California All-Stars	8:00 p.m.	
<i>Preseason NIT First Round</i>				
Wed.	Nov. 17	San Francisco	8:00 p.m.	CN8
<i>Preseason NIT Second Round</i>				
Fri.	Nov. 19	Fordham/Tulane	TBA	
Mon.	Nov. 22	Fairleigh Dickinson	8:00 p.m.	
Wed.	Nov. 24	NIT Semifinals @ New York	TBA	ESPN
Fri.	Nov. 26	NIT Finals @ New York	TBA	ESPN
<i>ACC Big Ten Challenge @ Baltimore Arena</i>				
Tues.	Nov. 30	Iowa	7:30 p.m.	ESPN2
<i>BB&T Classic at MCI Center</i>				
Sat.	Dec. 4	Geo. Washington vs Seton Hall	1:00 p.m.	Raycom
Sat.	Dec. 4	Maryland vs Illinois	3:00 p.m.	Raycom
Sun.	Dec. 5	Consolation Game	6:30 p.m.	Raycom
Sun.	Dec. 5	Championship Game	8:30 p.m.	Raycom
Tues.	Dec. 7	Winthrop	8:00 p.m.	
Sat.	Dec. 11	Kentucky	9:00 p.m.	ESPN
Mon.	Dec. 27	George Mason	8:00 p.m.	HTS
Thu.	Dec. 30	UMBC	8:00 p.m.	
Sun.	Jan. 2	Coastal Carolina	1:00 p.m.	
Thu.	Jan. 6	at NC State*	7:00 p.m.	ESPN2
Sun.	Jan. 9	Duke*	1/4:00 p.m.	CBS
Sat.	Jan. 15	at Georgia Tech*	8:00 p.m.	RJ
Wed.	Jan. 19	Wake Forest*	9:00 p.m.	ESPN
Sat.	Jan. 22	Clemson*	4:00 p.m.	RJ
Wed.	Jan. 26	at North Carolina*	7:00 p.m.	ESPN
Sat.	Jan. 29	at Florida State*	1:30 p.m.	RJ
Wed.	Feb. 2	Virginia*	8:00 p.m.	RJ
Sun.	Feb. 6	NC State*	1:30 p.m.	RJ
Wed.	Feb. 9	at Duke*	9:00 p.m.	RJ
Sun.	Feb. 13	at Temple	3:30 p.m.	ABC
Wed.	Feb. 16	Georgia Tech*	7:00 p.m.	ESPN
Sat.	Feb. 19	at Wake Forest*	4:00 p.m.	RJ/ESPN2
Tue.	Feb. 22	at Clemson*	8:00 p.m.	RJ/ESPN2
Sat.	Feb. 26	North Carolina*	1:30 p.m.	RJ
Wed.	Mar. 1	Florida State*	8:00 p.m.	
Sat.	Mar. 4	at Virginia*	7:00 p.m.	ESPN
Thu.-Sun.	Mar. 9-12	ACC Tourn. @ Charlotte Coliseum	TBA	RJ/ESPN

*All games times are Eastern Standard Time and subject to change
Home games played at Cole Field House in **bold**, *-denotes ACC games
Listen to the Terps all season long on WBAL (1090 AM) and WMAL (630 AM)
RJ games will be seen on WNUV - WB54 in Baltimore area and
WDCA - UPN20 in the Washington D.C., area*

**For ticket information call toll-free: (800) 462-TERP
Terrapin Fan Phone (301) 314-TERP
Terps Online: www.umterps.com**

1999-2000 Maryland



This Is Maryland Basketball (1-18)

1999-2000 Season Schedule	1
Table of Contents	2
Quick Facts	3
This is Maryland Basketball	4
Gary Williams Datebook	6
The Power of the Atlantic Coast Conference	10
ACC Television	11
Media Capital	12
Media Coverage	13
Game Day at Cole Field House	14
Someplace Special (Washington, D.C., Baltimore)	16
Comair Travel With Maryland Basketball	18



1999-2000 Season Preview (19-26)

1999-2000 Team Picture	20
1999-2000 Numerical Poster	20
1999-2000 Alphabetical Roster	20
Squad Analysis	21
Pronunciation Guide	21
1999-2000 Season Preview	22
Preseason Notebook	25



Coaching Staff (27-44)

Head Coach Gary Williams	28
Gary Williams Charity Work	34
Associate Head Coach Billy Hahn	36
Assistant Coach Dave Dickerson	38
Assistant Coach Jimmy Patsos	40
Director of Basketball Operations Troy Wainwright	42
Maryland Basketball Staff	43
Maryland Sports Medicine	44



Player Profiles (45-68)

Terence Morris	46
Matt Hahn	50
LaPon Cephas	52
Mike Mardesich	54
Earl Badu	57
Lonny Baxter	58
Juan Dixon	60
Danny Miller	62
Steve Blake	64
Tahj Holden	65
Drew Nicholas	66
Byron Mouton	68



1998-99 Season Review (69-84)

1998-99 Season Results	70
Terps In The Polls	70
1998-99 Overall Statistics	71
1998-99 ACC Statistics	71
1998-99 Game-By-Game Statistics	72
Player Game-By-Game Statistics	73
Season Superlatives	73
1998-99 Final Team Notes	74
1998-99 Season Capsules	76
1998-99 ACC Review	85
1998-99 ACC Honors	83
1998-99 ACC Statistics	84



GUIDE

The 1999-2000 University of Maryland Men's Basketball Media Guide was published by the Department of Intercollegiate Athletics, Deborah A. Yow Director. It was written, compiled and edited by Chuck Walsh, assistant director of media relations. Editorial assistance was provided by Dave Haglund, associate athletic director for media relations. Layout and design is by Jason Yellin, publications coordinator and assistant media relations director. Research assistance provided by Stephen Hahn, Kevin Foley, Ben Kochanski, Jennifer Mason, David O'Brian, Dan Rosso, Jason Zhang, Cherise Ryans, Meredith Traber and Mark Fratto provided editorial support. Thanks are extended to all ACC and opponent sports information offices, NBA Photo and the entire staff of the Maryland media relations office whose patience was greatly appreciated. Any corrections or additions to the media guide are welcome and should be directed, in writing, to Chuck Walsh. Photography is by Lisa Helfert, Devin Shieh, Bruce Schwartzman, Doug Pensinger, Mitchell Layton, Lynn Dykstra, Michael Schoenberg and David Stanley. Cover design is by John Schaffhauser. Thank you, Nancy. You are a very important part of everything that I do and I love you very much.

Basketball Table of Contents



C R E D I T S

The University of Maryland is an equal opportunity institution with respects to both education and employment. The University does not discriminate on the basis of race, color, origin, sex, or handicap in admission or access to, or treatment or employment in, its programs and activities as required by federal (Title VI, Title IX, Section 504) and state laws and regulations. Inquiries regarding compliance with Title VI of the Civil Rights Act of 1964, as amended, Title IX of the 1972 Educational Amendments, Section 504 of the Rehabilitation Act of 1973, or related legal requirements should be directed to Office of Human Relations, 1107 Hornbake Library, University of Maryland, College Park, MD 20742; Telephone 301-405-2838. Inquiries concerning the application of Section 54 and Part 34 of the C.F.R. to the University of Maryland, College Park, Maryland, may be directed to Director, Disabled Student Services, 0126 Shoemaker Hall, University of Maryland, College Park, Maryland, 20742; Telephone (301) 314-7682 (voice) or (301) 314-7683 (TTY).



1999-2000 Opponents (85-100)

Preseason NIT Bracket	86
Preseason NIT Opponents	86
Clemson Coastal Carolina	89
Duke Fairleigh Dickinson	90
Florida State Fordham	91
George Mason George Washington	92
Georgia Tech Illinois	93
Iowa Kentucky	94
UMBC North Carolina	95
NC State San Francisco	96
Seton Hall Temple	97
Tulane Virginia	98
Wake Forest Winthrop	99
2000 NCAA ACC Tournament Brackets	100



All-Time Record Book (101-138)

Year-By-Year Results	102
All-Time Coaching History	103
Overall Individual Records	104
Individual Leaders	105
Class Records	110
Yearly Leaders	114
Team Records	116
Margin of Victory	117
100-Point Games	117
Maryland Year-By-Year Statistics	118
Opponent Year-By-Year Statistics	119
Game-By-Game Results	120
Series Vs Opponents	126
Series Records	132
ACC Series Anatomies	133
In-Season Tournaments	134
Postseason Tournaments	135
NCAA Tournament Records	136
National Rankings	138



Honors, Awards & NBA (139-154)

Maryland's All-Americans	139
Award Winners	146
All-Time Letterwinners	149
All-Time Terps In The NBA	151
Terps' NBA Draft History	153
Three Terps Taken In '99 NBA Draft	154

University of Maryland (155-180)

University of Maryland Profile	156
President Dr. C.D. Mote, Jr	160
Athletic Director Deborah A. Yow	161
Athletic Administration	162
Athletic Administrative Staff	164
Athletic Directory	165
Coaches Directory	165
Academic Support	166
Terrapin Club	168
Major Gifts and Fundraising	169
The M Club	169
Strength and Conditioning	170
Maryland Cheerleaders	171
Cole Field House	172
Covering The Terps	177
Media Information	178
TV Radio Chart	180



This Is Maryland



• Maryland enters the 1999-2000 season looking to play in its school-record seventh consecutive NCAA Tournament. The Terps have competed in each NCAA Tournament since 1994 and have advanced to the "Sweet 16" round in four of the last six years.



• Maryland is one of only 10 teams in the nation and one of only two teams in the ACC that has participated in each of the last six NCAA Tournaments. The Terps are joined by only Arizona, Cincinnati, Indiana, Kansas, Kentucky, North Carolina, Purdue, Temple and UCLA.

Terrapins Basketball

• *The Terps are one of only five teams in the nation to have advanced to the regional semifinal round at least four times since the 1993-94 season. Only Arizona, Connecticut, Kentucky and Kansas join the Terps.*



• *Maryland is the only team in the ACC that has advanced to the ACC Tournament semifinals in each of the last five years.*

The Gary



1
9
8
8
-
8
8
6

June 13, 1989- Named Maryland's seventh head coach. He becomes only the second former Terp player and only the third alumnus to be named head coach.

1
9
8
9
-
6
9
0

Nov. 25, 1989- Defeated Delaware State, 87-53, in his first game as head coach. He becomes the sixth head coach in school history to win his first game.
Dec. 24, 1989- Defeated Cal State-Sacramento, 98-68, to complete a three-game tournament sweep and help lead Maryland to the championship of the Chaminade Christmas Classic in Honolulu, Hawaii.
Jan. 4, 1990- Defeated Wake Forest, 88-82, in his first career ACC game as Maryland's head coach. He is only the second Terp coach to win his first ACC game in his first attempt.


Jan. 10, 1990- Defeated North Carolina, 98-88, to gain his first victory over a ranked team as Maryland's head coach.

March 15, 1990- Defeated Massachusetts, 91-81, in the first round of the National Invitation Tournament at Cole Field House. Williams is the first Maryland coach to take a team to the postseason in his first year as Maryland's head coach.

March 19, 1990- Closed his first season at Maryland with a 19-14 record, making him the winningest first-year coach in Terp history.
June 27, 1990- Jerrod Mustaf selected as the No. 17 overall pick in the 1990 NBA Draft by the New York Knicks.



Williams Datebook



Dec. 29, 1990-Guided the Terps to victories over Rutgers (86-81) and South Carolina (78-69) to gain the championship of the ECAC Holiday Festival in New York City's famed Madison Square Garden.

March 2, 1991-Closed his second season with a 16-12 overall record, making him only the second head coach in school history to record winning seasons in each of his first two years.

March 1, 1992-Defeated No. 10 North Carolina (82-80) at home.

June 24, 1992- All-American Walt Williams selected as the No. 7 overall pick in the 1992 NBA Draft by the Sacramento Kings

Jan. 19, 1993-Defeated No. 12 Oklahoma (89-78) at the Baltimore Arena.

Nov. 26, 1993-Defeated No. 15 Georgetown, 84-83, in overtime at USAir Arena.

Jan. 17, 1994-Ranked No. 25 in the weekly Associated Press Poll. It marked the first time since the 1985 season that Maryland was represented in the weekly national writers and broadcasters poll.

March 13, 1994-Maryland named to the NCAA Tournament for the first time since 1988, earning No. 10 seed in the Midwest Region.

March 17, 1994-Defeated Saint Louis, 74-66, in his first NCAA Tournament game as the Terps' head coach.

March 19, 1994-Defeated second-seeded Massachusetts, 95-87, in the biggest upset of the 1994 NCAA Tournament to advance the Terps to the "Sweet 16" for the first time since 1985



1990-91

1991-92

1992-93

1993-94



TUESDAY, JANUARY 18, 1994.

MEN

Rank	Team	Record	Points
1.	Kansas (29)	16-1	1,552
2.	UCLA (26)	11-0	1,514
3.	Arkansas (3)	12-1	1,458
4.	North Carolina (1)	13-2	1,425
5.	Duke (2)	11-1	1,393
6.	Massachusetts (4)	13-1	1,360
7.	Kentucky	13-2	1,226
8.	Indiana	10-2	1,160
9.	Arizona	13-2	1,050
10.	Connecticut	14-1	949
11.	Tampa	9-2	917
12.	Purdue	14-1	879
13.	Louisville	12-2	843
14.	Wisconsin	12-1	788
15.	Michigan	11-3	787
16.	Syracuse	10-2	536
17.	Georgia Tech	10-4	524
18.	Ala.-Birmingham	13-1	413
19.	Cincinnati	12-3	384
20.	Minnesota	11-4	318
21.	California	10-3	316
22.	Xavier, Ohio	11-1	256
23.	St. Louis	14-0	254
24.	West Virginia	10-2	172
25.	Maryland	10-3	130

The Gary Williams

AP TOP 25 MEN

Rnk.	School	Record	Pts.
1.	N Carolina (56)	7-0-0	1,590
2.	UCLA (5)	5-0-0	1,506
3.	Arkansas (3)	8-1-0	1,462
4.	Massachusetts	5-1-0	1,419
5.	Kentucky	5-1-0	1,328
6.	Kansas	7-1-0	1,229
7.	Duke	6-1-0	1,197
8.	Connecticut	5-0-0	1,185
9.	Maryland	8-2-0	1,024
10.	Arizona	7-2-0	989
11.	Syracuse	7-1-0	942
12.	Georgetown	5-1-0	816
13.	Florida	5-2-0	801
14.	California	6-0-0	641
15.	Michigan St.	5-1-0	554
16.	Arizona St.	7-2-0	520
17.	Georgia Tech	7-1-0	492
18.	Wake Forest	6-1-0	437
19.	Wisconsin	6-1-0	399
20.	Cincinnati	7-3-0	377
21.	Iowa St.	8-1-0	310
22.	New Mexico St.	8-2-0	294
23.	Nebraska	9-1-0	182
24.	Indiana	6-4-0	154
25.	St. John's	6-0-0	129



1994-95

Nov. 7, 1994- Signed a seven-year contract extension
 Dec. 26, 1994- Ranked No. 9 in the weekly Associated Press Poll. It marked the first time the Terps had been ranked in the top 10 since the 1984 season

Jan. 22, 1995- Defeated NC State, 84-67, at Raleigh to gain his 300th career coaching victory.
 Feb. 7, 1995- Defeated No. 1 North Carolina, 86-73, for his first win as Maryland's coach over the nation's top-ranked team

Feb. 22, 1995- Defeated NC State, 84-71, in Cole Field House to gain his 100th coaching victory while at the University of Maryland.
 March 12, 1995- Maryland named to NCAA Tournament for second consecutive season, earning No. 3 seed in the West Region.


March 13, 1995- Ranked No. 10 in the final Associated Press Poll. It is the first time since the final poll of the 1980 season that the Terps are ranked within the top 10.
 March 18, 1995- Defeated Texas, 82-68, to advance to the NCAA Tournament "Sweet 16" for the second consecutive season, marking the first time since 1984 and 1985 that the program had advanced to a regional semifinal in two consecutive seasons.

1995-96

June 28, 1995- Unanimous National Player of the Year selection Joe Smith selected as the No. 1 overall pick in the 1995 NBA Draft in Toronto.
 Feb. 6, 1996- Defeated No. 11 North Carolina, 84-78, for his ninth win over a ranked team in the last three seasons.
 March 11, 1996- Maryland named to the NCAA Tournament for the third consecutive season, earning No. 7 seed in the West Region



Datebook



1
9
9
6
-
9
7

March 7, 1997-Defeated No. 13 Clemson in the quarterfinal round of the ACC Tournament to gain his 350th career coaching victory
March 9, 1997-Maryland named to the NCAA Tournament for the school-record tying fourth consecutive season, earning No. 5 seed in the Midwest Region.
June 26, 1997-Third-team All-American Keith Booth selected in the first round (28th pick overall) in the 1997 NBA Draft by the Chicago Bulls

1
9
9
7
-
9
8

Jan. 14, 1998-Defeated No. 1 North Carolina, 89-83 (OT), for his second victory over the nation's No. 1 ranked-team in three tries
March 1, 1998-Named Atlantic Conference Coach of the Year by *ACC Athlete Magazine*.
March 8, 1998-Maryland named to the NCAA Tournament for the school-record fifth consecutive season, earning No. 4 seed in the West Region.
March 14, 1998-Defeated No. 22 Illinois to advance to the "Sweet 16" of the NCAA Tournament for the third time in the last five years

1
9
9
8
-
9
9

Nov. 28, 1998-Defeated Pittsburgh, 87-52, to win the prestigious Puerto Rico Shootout.
March 7, 1999-Maryland named to the NCAA Tournament for the school-record sixth consecutive season. The Terps' No. 2 seed in the South Region tied the all-time highest NCAA Tournament seed in school history.
March 13, 1999-Defeated Creighton, 75-63, to advance to the "Sweet 16" of the NCAA Tournament for the fourth time in the last six years.
June 30, 1999-Second-team All-American Steve Francis selected in the first round (2nd pick overall) in the 1999 NBA Draft. Obinna Ekezie and Laron Profit were selected in the second round



The Power of The ACC

ACC AND THE RPI REPORT

The ACC has been the top rated conference in three of the past four years according to the RPI Rating. After ranking first for three consecutive seasons (1996-98) the ACC ranked second in 1999. The ACC ranked second in schedule strength after having ranked first in three of the four previous years.

HIGHEST RPI EVER

Prior to the 1998 NCAA Tournament, the ACC had a .6047 RPI rating which was the highest pre-NCAA Tournament rating achieved since the start of the RPI Report. The ACC has been the highest rated pre-NCAA Tournament conference in 10 of the last 15 years.

ACC NO. 1 IN THE ASSOCIATED PRESS POLL

There have been 778 Associated Press polls since the first on Jan. 20, 1949. The ACC, despite annually having the smallest membership total, is the most ranked conference in the nation with 2,159 listings.

ACC WITH SEVEN TEAMS IN THE ASSOCIATED PRESS POLL

The ACC became the first conference in history to have seven teams in the Associated Press poll during two consecutive weeks during the 1997-98 season. Maryland, North Carolina, Duke, Florida State, Clemson, Wake Forest and Georgia Tech were each ranked in the AP polls of Dec. 1 and 8. The ACC also had five teams ranked for five weeks and four for eight weeks.

CONSISTENCY IN THE ASSOCIATED PRESS POLL

The ACC has had at least three teams ranked in the final AP poll in 18 of the last 20 years.

ACC IN THE NCAA TOURNAMENT

In terms of success, the ACC is unrivaled in the history of the NCAA Tournament. The nine current league teams have posted an NCAA Tournament mark of 268-143 for a winning percentage of .652. Only two other conferences in the nation have won at least 60 percent of their NCAA Tournament games.

ACC SUCCESS VS. THE NO. 1 SEED IN THE NCAA TOURNAMENT

Since the NCAA began assigning seeds in 1979, ACC teams have defeated a record 18 No. 1 seeds.

ACC SUCCESS IN THE NCAA TOURNAMENT

Since 1980, 19 of the 76 Final Four teams (25.0 percent) have come from the ACC. The ACC has been represented in 16 of the last 19 Final Fours a total of 19 times by 16 different teams. ACC teams have captured three of the last nine NCAA titles and five of the last 18. Since the 1985 tournament, the ACC has had 15 teams earn Final Four berths.

ACC

ATLANTIC COAST CONFERENCE



ACC TEAMS WITH MOST NCAA TOURNAMENT WINS SINCE 1985

Since 1985, when the NCAA Tournament field was expanded to accommodate 64 teams, ACC teams have accomplished the following in NCAA Tournament play:

- Most NCAA Tournament victories (156)
- Most wins against No. 1 seeds (13)
- Most Sweet 16 appearances (45)
- Most regional final appearances (25)
- Most NCAA titles (3)

ACC TEAMS IN THE NCAA TOURNAMENT

Since 1985, when the NCAA Tournament was expanded to include 64 teams, the ACC is the only conference to have each of its' schools make at least one NCAA Tournament appearance and also advance to the "Sweet 16".

The ACC has had at least two teams win a minimum of one NCAA Tournament game ten straight years and in 14 of the last 15 NCAA Tournaments.

Since the NCAA Tournament expanded to 64 participants in 1985, the ACC has had 45 teams advance to the "Sweet 16". The SEC is second with 32 and the Big East is third with 30.

The ACC has placed at least one team in a regional final for 20 consecutive years and 26 of the last 28 years. The ACC has had three teams in regional finals the same year twice and two teams 12 times.

The ACC is the only Division I conference where each member institution has a winning record in NCAA Tournament competition.

The ACC has had a No. 1 seed in the NCAA Tournament a record 17 times.

ACC Television



Twenty appearances on CBS and ABC are among the 101 national network appearances that highlight the 1999-2000 Atlantic Coast Conference schedule. The schedule boasts 214 total appearances over 139 televised games and marks the fifth consecutive season that the ACC will have over 200 television appearances. Included are 75 appearances on Raycom/Jefferson Pilot Sports, 62 on ESPN, 21 on ESPN2, 11 on ABC, nine on CBS and 35 on regional sports networks. An amazing total of 66 of the league's conference games are slated to be televised, including 30 on national television networks.



The ACC became the first conference in collegiate basketball history to have its entire conference game package televised either regionally or nationally during the 1998-99 season.



In The Media Capital

- *The Terps are covered extensively by two of the nation's top 10 newspapers on a daily basis: the Washington Post and the Baltimore Sun.*

- *USA Today, the nation's newspaper, is headquartered less than 20 miles from Cole Field House.*

- *The Maryland Terrapin radio network, which can be accessed from Maine to Florida, boasts one of the largest coverage areas in collegiate sports.*

- *Every major network - ABC, NBC, CBS and FOX - has a major news gathering affiliate in both Baltimore and Washington, D.C. No university in the East boasts eight major news outlets within a 35-mile radius of its campus - except for the University of Maryland.*



- *ACC basketball will receive extensive live television coverage during the 1999-2000 season, with ABC, CBS and ESPN/ESPN2 combining for nearly 215 telecasts.*

- *ESPN, which originated its first-ever sports broadcast from the University of Maryland in 1979, has been a regular visitor to Cole Field House.*

Two Way Radio
680WCBM

THE SUN

INSIDE
BALTIMORE 2

Cumberland
Times-News

WBAL-TV
BALTIMORE

9
NEWS

Maryland's Media Coverage



The Diamondback
YOUR INDEPENDENT STUDENT NEWSPAPER

ESPN

Carroll County Times

WTOM
SportsTalk
980AM

NBC4
WHD-TV WASHINGTON, DC

NEWS 8
CHANNEL 8
MARYLAND • VIRGINIA • WASHINGTON, DC



Gameday At

ATTENDANCE AT COLE

Terps' Attendance in Cole Field House
In the Gary Williams Era

Year	W	L	Avg.
1989-90	12	4	10,300
1990-91	11	3	9,820
1991-92	10	5	9,563
1992-93	8	7	11,681
1993-94	10	3	13,644
1994-95	16	0	13,814
1995-96	11	3	13,324
1996-97	11	3	13,059
1997-98	12	2	13,377
1998-99	13	1	14,474

TERPS RANK AMONG NATION'S LEADERS IN MEN'S BASKETBALL ATTENDANCE

The University of Maryland men's basketball team ranked 15th in the nation in home attendance as it averaged a school-record 14,474 fans during the 1998-99 season. The Terps' average attendance established a school-record for the second consecutive season and marked only the third time in school history that the program had averaged more than 14,000 fans in a single season.

In addition, the Terps ranked 12th in the nation as they played in front of a school-record 473,626 fans during the season. It marked the second consecutive season that the Terps played in front of more than 400,000 fans.

Maryland's school-record home attendance average included 14 sellouts (all but one regular season game) and 15 games with crowds over 13,500. Maryland played to 99.8 percent capacity for the entire season in the 14,500 seat Cole Field House.

Maryland has averaged more than 13,000 fans for every home game in each of the last five seasons. The Terps have appeared in a school record six consecutive NCAA Tournaments.

TERPS IN ALL ACC GAMES

Rk.	Team	Average
1.	Duke	581,050
2.	North Carolina	537,950
3.	Maryland	473,626

During the last six seasons, the Terps have achieved five of the top six single-season home attendance averages in school history. Nearly 1,200,000 people have come to Cole Field House in the last six seasons (13,616 average in 85 games) as the Terps have forged the longest non-conference home winning streak in the nation (64 games). The Terps have a 73-12 record (85.8 winning percentage) in the last six seasons at home and were a perfect 16-0 in Cole during the 1994-95 season.

Maryland has averaged more than 12,000 fans during the first ten years of the Gary Williams era. Since the beginning of the 1990 season, more than 1.5 million people have come to Cole to see the Terps win at a 78.4 percent clip. During Williams' tenure, the Terps have won at least 10 games nine times in ten seasons and averaged more than 11 wins a season at home.


TERPS' RANKING AMONG ACC TEAM (HOME GAMES)

Rk.	Team	Average	Nat'l Rank
1.	North Carolina	19,308	(3)
2.	Maryland	14,474	(15)
3.	NC State	10,800	(30)
4.	Wake Forest	9,957	(39)
5.	Clemson	9,736	(42)
6.	Duke	9,314	(45)
7.	Virginia	6,624	(79)
8.	Georgia Tech	6,634	(78)
9.	Florida State	6,318	(85)



Cole Field House

Watch How Quickly Cole Field House's Student Section Fills Up



Photos by Doug Pensinger

Some Place Special

City lights, history, sparkling waterfronts, monumental landscapes. Jazz, film festivals, marches and demonstrations. Shopping, professional sports, regattas on the Chesapeake Bay. Not just one city, but three. Not just any city, but the nation's capital, a major port city, and the state capital of Maryland.

It's all here beyond the campus.

The nation's capital and its major attractions are within 10 miles of Byrd Stadium. And the highly efficient Metro rail system, with a station at the campus doorstep, makes navigating the greater Washington, D.C., area easy. Campus shuttles serve the College Park Metro station, allowing easy access to one of the country's model transportation systems.



Baltimore is just 35 miles north of the University of Maryland. Its rejuvenation as an urban center is unprecedented. The Inner Harbor, its national aquarium and tall ships, and the nearby Oriole Park at Camden Yards, create an exciting, vibrant, holiday atmosphere in a city that boasts one of the world's great sea ports. The heart of Maryland, the Chesapeake Bay, is 20 miles from campus, and the state capital, Annapolis, is 30 miles away.

Campus neighbors include such important national resources as the Library of Congress, the Smithsonian Institution, the National Institutes of Health, the National Aeronautics and Space Administration, and the U.S. Department of Agriculture's Agricultural Research Center.




Maryland Basketball Travel



The Maryland basketball team flies charter airplanes to nearly every game on its schedule. Pictured above is the 50-passenger aircraft which transports the Terps from city to city throughout the season. It is the quietest and most environmentally sound jet in the world.

Charter flights make getting to and coming back from any destination easy and comfortable. This type of travel allows the Terps to be on campus and in class as much as possible. The convenience and comfort of charter airplane travel allows for convenient, efficient, frequent service as well as maximized practice and study time.



1 9 9 9 - 2 0 0 0 S E A S O N P R E V I E W



Terp Tidbits

• *Maryland has played in a school-record six-consecutive NCAA Tournaments. It has played in every NCAA Tournament since 1994. A total of seven players on the 1999-2000 roster have NCAA Tournament playing experience.*


• *Maryland has averaged more than 22 overall and more than 10 ACC wins in each of the last five years. The Terps won a school-record 28 overall and 13 ACC games during the 1998-99 season.*

• *Junior Forward Terence Morris is a top candidate for All-America and preseason ACC Player of the Year honors.*

Inside...

1999-2000 Team Picture.....	20
1999-2000 Team Roster	20
Squad Analysis	21
Season Outlook	22
Preseason Notebook	25

1999-2000 Season Preview



The 1999-2000 Terrapins

Alphabetical Roster

Name (No.)	Yr.	Pos.	Ht.	Wt.	LW	Hometown (Previous School)
Earl Badu (4)	So	G	6-0	167	SQ	Baltimore, Md (St. Frances Academy)
Lonny Baxter (35)	So	F, C	6-8	250	1	Silver Spring, Md (Hargrave Military Academy)
Steve Blake (25)	Fr	G	6-3	175	HS	Miami Lakes, Fla (Oak Hill (Va.) Academy)
LaRon Cephas (21)	JrR	F	6-7	223	2	Wilmington, Del. (The Sanford School)
Juan Dixon (3)	So R	G	6-3	152	1	Baltimore, Md (Calvert Hall)
Matt Hahn (20)	Sr	G	6-0	162	3	Columbia, Md (Atholton)
Tahj Holden (45)	Fr	F	6-10	235	H.S.	Little Silver, N.J (Red Bank Regional)
Mike Mardesich (33)	JrR	C, F	7-0	255	2	Boston, Mass (Worcester Academy)
Danny Miller (15)	So	G	6-8	205	1	Mt. Holly, N.J (Rancocas Valley)
Terence Morris (44)	Jr	F	6-9	205	2	Frederick, Md (Thomas Johnson)
Byron Mouton (31)	JrR	G, F	6-6	215	TR	Rayne, La (Rayne, Tulane)
Drew Nicholas (12)	Fr.	G	6-3	165	H.S.	Hempstead, N.Y (Long Island Lutheran)

Numerical Roster

No.	Name	Yr.	Pos.	Ht.	Wt.	LW	Hometown (Previous School)
3	Juan Dixon	So.R	G	6-3	152	1	Baltimore, Md (Calvert Hall)
4	Earl Badu	So	G	6-0	167	SO	Baltimore, Md (St. Frances Academy)
12	Drew Nicholas	Fr	G	6-3	165	HS	Hempstead, N.Y (Long Island Lutheran)
15	Danny Miller	So	G	6-8	205	1	Mt. Holly, N.J (Rancocas Valley)
20	Matt Hahn	Sr	G	6-0	162	3	Columbia, Md. (Atholton)
21	LaRon Cephas	JrR	F	6-7	223	2	Wilmington, Del. (The Sanford School)
25	Steve Blake	Fr	G	6-3	175	H.S.	Miami Lakes, Fla (Oak Hill (Va.) Academy)
31	Byron Mouton	JrR	G, F	6-6	215	TR	Rayne, La (Rayne, Tulane)
33	Mike Mardesich	JrR	C, F	7-0	255	2	Boston, Mass (Worcester Academy)
35	Lonny Baxter	So	F, C	6-8	250	1	Silver Spring, Md (Hargrave Military Academy)
44	Terence Morris	Jr	F	6-9	205	2	Frederick, Md (Thomas Johnson)
45	Tahj Holden	Fr	F	6-10	235	H.S.	Little Silver, N.J (Red Bank Regional)

Head Coach: Gary Williams (11th year at Maryland, Maryland '68)

Associate Head Coach: Billy Hahn (11th year at Maryland, Maryland '75)

Assistant Coach: Dave Dickerson (4th year at Maryland / Maryland '89)

Assistant Coach: Jimmy Patsos (9th year at Maryland / Catholic '89)

Director of Basketball Operations: Troy Wainwright (4th year at Maryland / Maryland '90)



1 9 9 9 - 2 0 0 0 S E A S O N P R E V I E W

Squad Analysis

Letterwinners Returning (7)

No.	Name	Yr.	Pos.	Ht.	Wt.
35	Lonny Baxter	So.	F/C	6-8	250
21	LaRon Cephas	Jr.R	F	6-7	223
3	Juan Dixon	So.R	G	6-3	152
20	Matt Hahn	Sr.	G	6-0	162
33	Mike Mardesich	Jr.R	C/F	7-0	255
15	Danny Miller	So.	G	6-8	205
44	Terence Morris	Jr.	F	6-9	205

Non-Letterwinners Returning (1)

No.	Name	Yr.	Pos.	Ht.	Wt.
4	Earl Badu	So.	G	6-0	167

Letterwinners Lost (6)

No.	Name	Pos.	Ht.	Wt.
54	Obinna Ekezie	F/C	6-10	262
31	Norman Fields	G	6-0	185
23	Steve Francis	G	6-3	194
3	Laron Profit	F/G	6-6	202
12	Terrell Stokes	G	6-0	187
45	Brian Watkins	F	6-9	229

Newcomers (4)

No.	Name	Yr.	Pos.	Ht.	Wt.
25	Steve Blake	Fr.	G	6-3	175
45	Tahj Holden	Fr.	F	6-10	235
31	Byron Mouton	Jr.R	G/F	6-6	215
12	Drew Nicholas	Fr.	G	6-3	165

Terps By Class

Freshmen (3)

25	Steve Blake	Fr.	G	6-3	175
45	Tahj Holden	Fr.	F	6-10	235
12	Drew Nicholas	Fr.	G	6-3	165

Sophomores (4)

4	Earl Badu	So.	G	6-0	167
35	Lonny Baxter	So.	F/C	6-8	250
3	Juan Dixon	So.R	G	6-3	152
15	Danny Miller	So.	G	6-8	205


Juniors (4)

21	LaRon Cephas	Jr.R	F	6-7	223
33	Mike Mardesich	Jr.R	C/F	7-0	255
44	Terence Morris	Jr.	F	6-9	205
31	Byron Mouton	Jr.R	G/F	6-6	215

Seniors (1)

20	Matt Hahn	Sr.	G	6-0	162
----	-----------	-----	---	-----	-----

Terps By Height



Terps By State

Delaware (1)		
21	LaRon Cephas	Jr.R Wilmington, Del. (The Sanford School)
Florida (1)		
25	Steve Blake	Fr. Miami Lakes, Fla (Oak Hill (Va.) Academy)
Louisiana (1)		
31	Byron Mouton	Jr.R Rayne, La (Rayne/Tulane)
Maryland (5)		
4	Earl Badu	So. Baltimore, Md. (St. Frances Academy)
35	Lonny Baxter	So. Silver Spring, Md. (Hargrave Military Academy)
3	Juan Dixon	So.R Baltimore, Md. (Calvert Hall)
20	Matt Hahn	Sr. Columbia, Md. (Atholton)
44	Terence Morris	Jr. Frederick, Md. (Thomas Johnson)
Massachusetts (1)		
33	Mike Mardesich	Jr.R Boston, Mass. (Worcester Academy)
New Jersey (2)		
45	Tahj Holden	Fr. Little Silver, N.J. (Red Bank Regional)
15	Danny Miller	So. Mt. Holly, N.J. (Rancocas Valley)
New York (1)		
12	Drew Nicholas	Fr. Hempstead, N.Y. (Long Island Lutheran)

PRONUNCIATION GUIDE

#4 Earl Badu Buh-Doo
#21 LaRon Cephas luh-RON Cee-Phus
#33 Mike Mardesich Mar-da-Sitch
#45 Tahj Holden Tahj (rhymes with mirage)



1999 - 2000 SEASON PREVIEW

Morris Leads Terps Into 1999-2000

Head coach Gary Williams looked into the future when the 1998-99 season came to an end. On the court, as the Terps were making their fourth NCAA Tournament "Sweet 16" appearance in the last six years, was a significant part of his starting lineup for the 1999-2000 season.

When the final buzzer sounded last season Williams looked out and saw

three of this season's starters battling to advance deeper into the tournament. Forward Terence Morris, guard Danny Miller and center Lonny Baxter didn't know it then, but they were preparing for the 1999-2000 season.

Two starters return from Maryland's squad which won a school-record 28 games and a school-record 13 Atlantic Coast Conference games last season - Morris, a junior All-America candidate, who will be a two-year starter, and Baxter, a sophomore All-ACC candidate, the Terps' starting center. Morris started every game last season and is one of the top forwards in all of college basketball. Baxter started 10 of the final 11 games of the 1998-99 season including two games in the ACC Tournament and three in the NCAA Tournament. Baxter became a starter when Obinna Ekezie ruptured his right Achilles tendon in early February

Maryland's strong nucleus of tested players includes seven letterwinners who have all played in at least one NCAA Tournament. Led by Morris,

Baxter and rising sophomores Juan Dixon and Danny Miller, the Terps return a solid nucleus of battle-tested players. Reserve Mike Mardesich has played in every Terp game in the last two seasons while Matt Hahn, LaRon Cephas and Earl Badu will add valuable experience as backups.

In addition, Maryland's stellar recruiting class includes three top players: point guard Steve Blake, forward Tahj Holden and shooting guard Drew Nicholas.

Combine Maryland's returning players and its recruiting class with the losses of All-America second-team selection Steve Francis, two-time All-America honorable mention selection Laron Profit, All-ACC honorable mention picks Terrell Stokes and Ekezie, and you have the makings of one of head coach Gary Williams' youngest teams

"Any time you lose that many starters from your team, a team that won 28 games, obviously you have lost four tremendous players," said Williams. "Our three seniors (Profit, Ekezie and Stokes) all played well and played a lot of minutes during their careers. Steve Francis is a special type player who doesn't come around that often. It's a shame that he only stayed a year.

"We enter the 1999-2000 season in a situation where we are going to be very young," says Williams. "I do think we have an outstanding player in Terence Morris who should be a preseason All-American and candidate for ACC Player of the Year honors. He has a great touch and is continuously getting stronger and becoming much quicker on the floor. He can run extremely well and play several positions for us."

Morris, a 6-9 forward from Frederick, Md., is clearly the team leader and one of the top players in the nation. He was an All-America honorable mention selection by the Associated Press and All-ACC first-team selection by the Atlantic Coast Sports Writers Association following his sensational sophomore season in 1999. He became only the fourth sophomore in school history to earn All-ACC first team honors and finished fifth in the voting for ACC Player of the Year in 1999.

Morris is among the most versatile players in the ACC and was the only conference player to finish among the league's top 10 in field goal percentage (third), blocked shots (third), free throw percentage (fourth), rebounds (eighth), scoring (10th) and steals (10th) during the 1998-

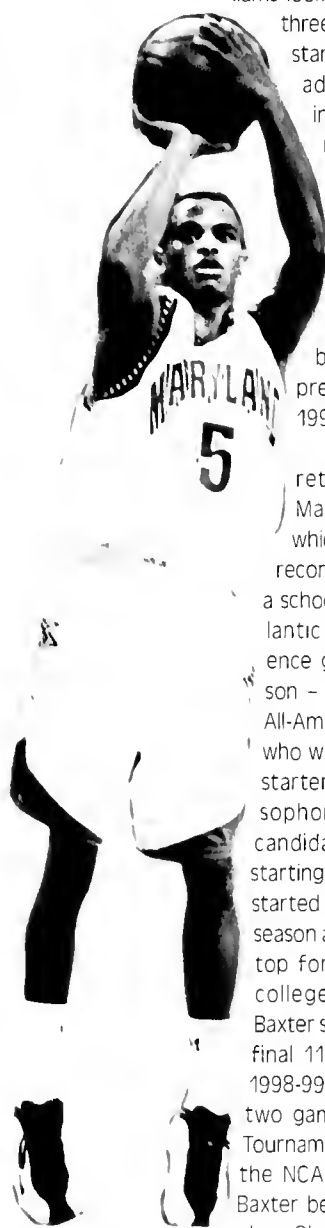
99 season. He enters his junior season with 106 career blocks to rank sixth all-time at Maryland. He also ranks seventh all-time in school history with a 54.2 field goal shooting percentage.

Adds Williams: "Every once in a while you have a player where you don't see any ceiling to his game. Terence has a chance to be great, and I don't say that about a lot of players."

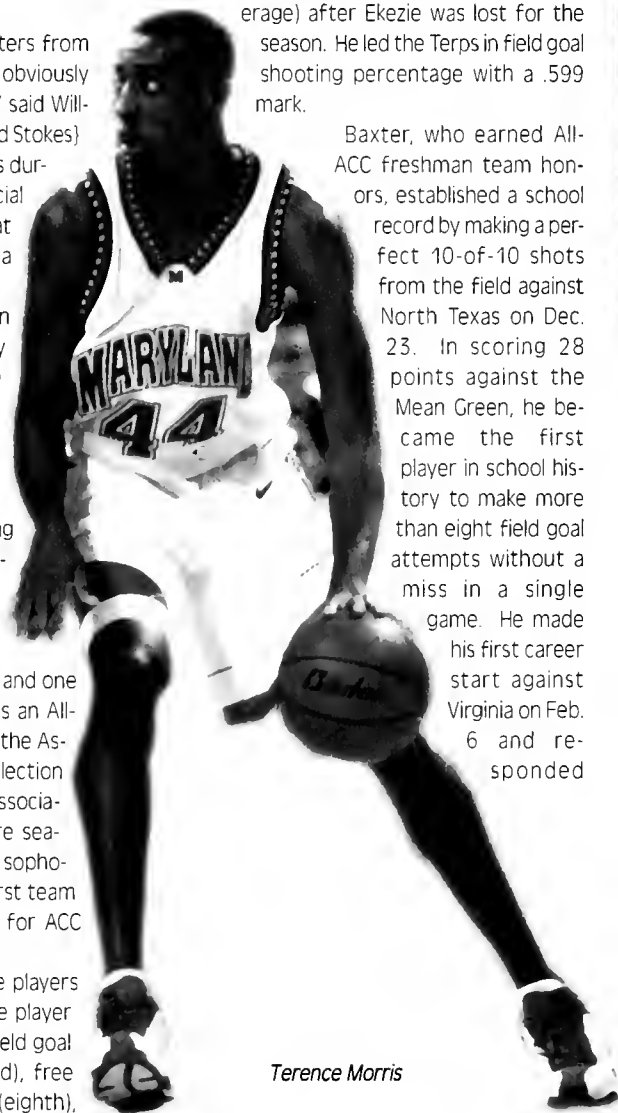
Baxter, a 6-8 center from Silver Spring, Md., was called upon after Ekezie's injury and responded like a veteran. Though only in his first collegiate season, Baxter was considered to be among the top post players in the ACC at the end of the season. Baxter averaged 8.9 points (2.1 points per game over his season average) and 4.6 rebounds

(1.0 rebounds per game over his season average) after Ekezie was lost for the season. He led the Terps in field goal shooting percentage with a .599 mark.

Baxter, who earned All-ACC freshman team honors, established a school record by making a perfect 10-of-10 shots from the field against North Texas on Dec. 23. In scoring 28 points against the Mean Green, he became the first player in school history to make more than eight field goal attempts without a miss in a single game. He made his first career start against Virginia on Feb. 6 and responded



Juan Dixon



Terence Morris




1 9 9 9 - 2 0 0 0 S E A S O N P R E V I E W

with 14 points, five rebounds, two steals and one blocked shot in a career-high 26 minutes. He had learned after pre-game warm-ups on game day that he would gain his first career start.

In Maryland's five postseason games, Baxter averaged 10.4 points (fourth on the team) and 4.8 rebounds while shooting an even 50 percent from the field. He was nearly perfect from the field (six-of-eight, .750 percent) and the free throw line (six-of-eight, .750 percent) in the ACC Tournament. In the NCAA tournament, he scored 16 points against Creighton as he shot six-of-nine (.667 percent) from the field in only 14 minutes of play.

"Lonny is a very tough, hard-working, 6-8 player who can play a



Lonny Baxter

couple of positions," said Williams. "He is very agile for his size and will probably play at 260 pounds as a sophomore. Lonny is also a very good passer, a good scorer and a very good defensive player. The experience he gained as a starter last season will be invaluable to him as the full-time starter this season."

Miller and Juan Dixon, a pair of sophomores, are two players who will join the starting lineup. Both need to make significant contributions if the Terps are to extend their school-record streak of NCAA Tournament appearances to seven. Maryland is one of only 10 teams in the nation, and one of only two teams in the ACC, that has participated in each of the last six NCAA Tournaments. Only Arizona, Cincinnati, Indiana, Kansas, Kentucky, North Carolina, Purdue, Temple and UCLA join the Terps.

Miller is a 6-8, 205-pound sophomore from Mt. Holly, N.J. He displayed his exceptional talents and potential as a member of the Terps' nine-man rotation during the 1998-99 season and will become a starter this season. He was one of only two Maryland freshmen to play in all 34 games during the season and averaged 4.2 points and 2.1 rebounds. Miller was one of only five ACC freshmen to play in 34 or more games last year.

Miller may have been at his best in the Terps' five postseason games last season as he averaged 7.6 points and 2.6 rebounds while averaging 20.2 minutes played in helping Maryland advance to the semifinals of the ACC Tournament and to the "Sweet 16" of the NCAA Tournament. He ranked fifth among all Terps and first among bench players in scoring during the postseason. Miller burst onto the national scene with a six-point performance in No. 2 Maryland's victory over No. 5 Stanford in the first round of the BB&T Classic in Washington, D.C. He hit 3-pointers on successive possessions to help the Terps recover from a 20-12 disadvantage to a slim, 20-18 disadvantage. He scored his career-high of 14 points in the Terps' victory over AU Puerto Rico in the opening round of the Puerto Rico Shootout.

"Danny Miller can play a couple of wing positions for us," says Williams. "He has the ability to do many things on both ends of the court

that will really help us this season. He's a good ball handler and can pass extremely well. At 6-8, he is also a pure scorer."

Dixon is a 6-3 redshirt sophomore guard from Baltimore, Md., who was among the first guards off the bench in the Terps' rotation last season. He earned honorable mention ACC All-Freshman honors as he averaged 7.4 points and 2.6 rebounds during his inaugural collegiate season. His quick hands and exceptional anticipation allowed him to lead all ACC freshmen in steals (50) and steals per

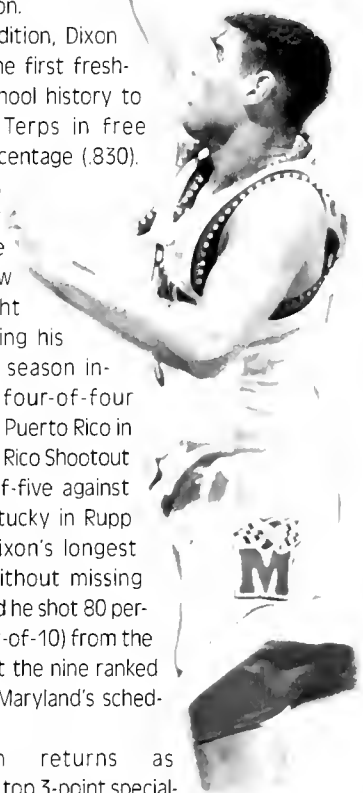


game (1.5). His 50 steals ranks as the second-best single-season effort by a Maryland freshman behind only Johnny Rhodes' 71 during the 1993 season.

In addition, Dixon became the first freshman in school history to lead the Terps in free throw percentage (.830). He was perfect from the free throw line eight times during his freshman season including four-of-four against AU Puerto Rico in the Puerto Rico Shootout and five-of-five against No. 5 Kentucky in Rupp Arena. Dixon's longest stretch without missing was 12, and he shot 80 percent (eight-of-10) from the line against the nine ranked teams on Maryland's schedule.

Dixon returns as Maryland's top 3-point specialist. His 36 3-point shots made ranks tied for the second-best effort by a Maryland freshman in school history. He scored 14 points

Mike Mardesich





1 9 9 9 - 2 0 0 0 S E A S O N P R E V I E W

against Western Carolina in his first career game in an amazing 3-point shooting display. He made four-of-seven (.571) shots from behind the arc against the Catamounts. He hit three or more 3-point shots five times and Maryland was 4-1 in those games. Dixon scored his career-high of 18 points at Wake Forest on Jan. 31.

"Juan Dixon returns as our best perimeter shooter," says Williams. "He proved last season that he could shoot with most college players. He gained valuable experience playing as our third guard and gained quite a bit of playing time. Another thing that I like entering his second season is that Juan has worked very hard in the weight room to strengthen himself."

Mike Mardesich, a 7-0 center from Boston, Mass., may hold one of the keys to Maryland's success this season. Mardesich played in all 34 games last season but must increase both his scoring and rebounding output if the Terps hope to play deep into both the ACC and NCAA tournaments. As a redshirt junior he is entering his fourth season in the program.

Mardesich averaged 3.4 points and 3.4 rebounds as Maryland advanced to the "Sweet 16" of the NCAA Tournament for the second time during his career last year. He tied his career-high with 12 points against both Western Carolina and North Texas in games played in Cole Field House. His 12 points against Western Carolina came in only 17 minutes played and he was five-of-eight (.625 percent) from the floor.

"Mike is looking forward to his junior year," says Williams. "He certainly has the potential to really come in and be an outstanding player for us."

Mardesich must return to the form he displayed and the promise he exhibited during his redshirt freshman season, when he averaged 2.0 points and nearly five minutes more as compared to last season.

Senior Matt Hahn, redshirt junior LaRon Cephas and sophomore Earl Badu represent a trio of players who need to contribute to the overall depth of the team.

Hahn, a 6-0 guard from Columbia, Md., enters his fourth year on the team and will lend depth at the point guard position as well as on and off court leadership. He has seen his playing time increase over the course of each of his three years in the program and is one of the team's hardest workers. Hahn played in a career-high 14 games and established career-highs in nearly every statistical category as a junior.

Cephas, a 6-8 forward from Wilmington, Del., looks to increase his overall productivity and is now completely recovered from knee surgery which took place prior to the start of the 1998-99 sea-

son. He enjoyed his top statistical season last year as he played in 15 games. He scored his career-high of seven points against NC State in Cole Field House.

"Laron Cephas is a third-year player who comes into a situation where he has to prove that he has fully recovered from knee surgery," says Williams. "He really did not get that opportunity to prove himself as his knee injury lingered throughout the season. He will be completely recovered by the time we start practice."

Badu was a member of the squad last season and will lend depth at the guard position.

Maryland's three-member freshman class of Blake, Holden and Nicholas has been judged by recruiting experts as one of the best, and most well rounded, groups in the nation. The trio is not headlined by a single individual, but stands out because of the sum of its parts.

Blake, a 6-3 point guard from Miami Lakes, Fla., helped lead Oak Hill (Va.) Academy to the high school national championship during the 1998-99 season. The Warriors finished the season with a perfect 31-0 record. He averaged 8.8 points and 7.3 assists and was named as the runner-up for the "Mr. Basketball" award in the state of Virginia. Blake was a *USA Today* All-American and named as the second-best point guard entering the collegiate ranks this season by recruiting expert Bob Gibbons.

"Steve Blake is going to get a very good look at the point guard position as a freshman," says Williams. "He has played an incredible amount of basketball and has earned several outstanding honors."

Holden, a 6-10 native of Red Bank, N.J., was an all-state selection as a senior at Red Bank High School. It is hoped that he quickly assimilates himself to the college game and becomes an inside force for the Terps. He played in the New Jersey Scholastic Coaches Association All-Star game following his senior season and is ranked as the 48th best prep player entering the collegiate ranks for the 1999-2000 season by the *ACC Area Journal* and *Recruiter's Handbook*. He averaged 14.6 points on 52 percent field goal shooting to go along with 8.0 rebounds and 3.0 assists per game.

"Tahj Holden is 6-9 and a very skilled player," says Williams. "As most freshmen do, he will get stronger as his career goes on. I think he can contribute right away."

Nicholas is a 6-3 native of Hempstead, N.Y., who will help improve not only the team's ballhandling skills but also make the Terps a much better outside shooting team. He averaged 24.1 points, 4.5 rebounds and 3.7 steals per game and shot a spectacular 57 percent from the floor as a senior. Nicholas hit 75 3-point shots and shot an

outstanding 47 percent from the 3-point line.

"Drew Nicholas proved himself over his senior year and became one of the better players in the state of New York," says Williams. "He is an outstanding 3-point shooter with pretty good ball handling skills and he is also an excellent defensive player."

Williams says that the Terps will be young but that a great deal of experience accompanies that youth. Two members of Maryland's junior class (Morris and Mardesich) have played in 66 games each while three members of the sophomore class (Baxter, Dixon and Miller) played in at least 32 games as freshmen.

"Overall we are going to be young," he says. "The league is going to be a little better this year and probably a little more balanced. I don't think you will see three teams dominating like last season. It will be a more balanced league and hopefully we will be one of those teams contesting for the ACC championship."

In addition to the always-tough ACC schedule, Maryland will compete in the Preseason NIT, opening the event with a home game against San Francisco. They will also travel to Temple, play host to Kentucky, battle Illinois in the first round of the BB&T Classic in Washington, D.C., and play Iowa in the inaugural ACC/Big Ten Challenge. The ACC Tournament is March 2-5 in Charlotte.

"We are going to play a tough schedule early with the Preseason NIT, the BB&T Classic, Temple, Iowa and Kentucky," says Williams. "Hopefully those games will prepare us for the ACC season."



Danny Miller



1 9 9 9 - 2 0 0 0 S E A S O N P R E V I E W

Preseason Notebook

Terps Play For School-Record Seventh Consecutive NCAA Bid

Maryland enters the 1999-2000 season looking to play in a school-record seventh consecutive NCAA Tournament. The Terps have competed in each NCAA Tournament since 1994 and have advanced to the "Sweet 16" round in four of the last six seasons. The Terps' current six-season streak is the longest in school history.

Maryland Is...

...One of only 10 teams in the nation and one of only two teams in the ACC that has participated in each of the last six NCAA Tournaments. Only Arizona, Cincinnati, Indiana, Kansas, Kentucky, North Carolina, Purdue, Temple and UCLA join the Terps as teams that have competed in each of the last five NCAA men's basketball tournaments.

In The Sweet 16...

...The Terps are one of only five teams in the nation to advance to the regional semifinal round at least four times since the 1993-94 season. The Terps advanced to the regional semifinals in 1994, 1995, 1998 and 1999. Only Arizona, Connecticut, Kentucky and Kansas join the Terps.

In the ACC Tournament...


...Maryland is the only team in the ACC that has advanced to the ACC Tournament semifinals in each of the last five seasons. It marks the first time since the 1972-76 seasons that Maryland has made five consecutive ACC Tournament semifinal appearances. The Terps have never played in the ACC Tournament semifinals in six consecutive seasons.

One Isn't Really That Lonely



Terence Morris, who averaged a career-high 15.3 points and a career-high 7.1 rebounds per game last season, is the only returning All-ACC first-team selection from the 1998-99 season. Starting with North Carolina's Len Rosenbluth in 1957, Morris is the 13th player in ACC history to be the lone All-ACC first team representative returning from one year to the next. The lone returnee has earned All-ACC honors in the second year each time with nine of the players earning first-team honors. Most recently, Duke's Trajan Langdon returned by himself after earning first-team honors in 1998 and was also a first-team selection in 1999. Only once in ACC history, 1986, have all five members of the first team finished their eligibility.

Junior All-America Candidate Terence Morris...



Was the only conference player to finish among the league's top 10 in field goal percentage (third), blocked shots (third), free throw percentage (fourth), rebounds (eighth), scoring (10th) and steals (10th) during the 1998-99 season.

Became the fourth sophomore in school history to earn All-ACC first-team honors last season. Most recently, Joe Smith was an all-conference first-team selection in 1995. Tom McMillen in 1972 and John Lucas in 1974 were the other Terp sophomores to earn All-ACC first-team honors.

Terence Morris: Among Blocked Shot Leaders

Junior All-America candidate Terence Morris needs only 20 blocked shots to enter the top five on Maryland's career blocked shots list. He is currently one of only six players in school history with 100 or more blocked shots.

Rank	Blocks	Player	Needs To Pass
1	339	Derrick Lewis (2.7 bpg, 1984-88)	+234
2	239	Cedric Lewis (2.5 bpg, 1987-90)	+134
3	190	Joe Smith (3.0 bpg, 1994-1995)	+85
4	182	Larry Gibson (1.8 bpg, 1975-79)	+77
5	125	Obinna Ekezie (1.1 bpg, 1996-99)	+20
6.	106	Terence Morris (1.6 bpg, 1998-Pr.)	

Gary Williams: One Shy Of 400

As he enters the 1999-2000 season head coach Gary Williams needs only one victory to reach 400 for his career. He enters the season, his 22nd, with a career record of 399-245 for a winning percentage of 61.9. Williams guided the Terps to a school-record 28 victories during the 1998-99 season. In addition, Williams needs only eight wins to earn his 200th as Maryland's head coach.



Gary Williams' Career Record

School	Games	W	L	Pct.
American	114	72	42	63.2
Boston College	121	76	45	62.8
Ohio St.	100	59	41	59.0
Maryland	309	192	117	61.9
Totals	644	399	245	61.9


Dixon Leads ACC Fresh In Steals

Redshirt sophomore guard Juan Dixon led all ACC freshmen in steals (50) and steals per game (1.5) during the 1998-99 season. His 50 steals ranks as the second best single-season effort by a Maryland freshman behind only Johnny Rhodes' 71 in 1993.



1 9 9 9 - 2 0 0 0 S E A S O N P R E V I E W

Dixon Establishes Terp First



Redshirt sophomore Juan Dixon became the first freshman in school history to lead the Terps in free throw percentage (.830). He hit a single-game career-high seven free throws in a career-high eight attempts in Maryland's victory over DePaul on Dec. 7. Dixon hit a season-high seven consecutive free throws against both the Blue Demons and over two games against Stanford and Princeton. Former Terp All-ACC performer Duane Simpkins (1993-96) led the team in free-throw shooting percentage each season from 1994-96. He is the only player to lead the team from the free throw line three times in school history.

The Terps: Owners of Nation's Longest Home Court Streak

Maryland has won a nation's-best 64 consecutive non-conference home games entering the 1999-2000 season. The Terps' current streak began on Dec. 30, 1989 with a victory over Alcorn State. The last time the Terps were not successful vs. a non-conference team in Cole Field House was Dec. 12, 1989 against Coppin State. The 1989-90 season was Gary Williams' first as the head coach of the Terps.

Rank	No.	School	Date Streak Began
1.	64	Maryland	Dec. 30, 1989
2	55	North Carolina	Feb. 21, 1989
3	41	Washington St	Nov. 28, 1990
4	40	New Mexico	Nov. 17, 1995
5.	39	Penn State	Dec. 5, 1992
6.	38	Clemson	March 17, 1994


Remember This About Lonny Baxter

Sophomore center Lonny Baxter started 10 games last season and averaged 8.9 points, 4.6 rebounds and 1.1 steals in an average of 20.6 minutes of play in that role. Baxter started in place of a healthy Obinna Ekezie against Virginia on Feb. 6 and was a starter in 10 of the final 11 games of the season. The only start that Baxter did not make in the final six weeks of the season was on senior day against Clemson. Baxter started both of Maryland's games in the ACC Tournament and all three in the NCAA Tournament. The Terps were 8-2 with Baxter in the starting lineup.



Tale of Two Seasons	PPG	RPG
Baxter as a Starter	8.9	4.6
Baxter as a Non-Starter	<u>6.8</u>	<u>3.6</u>
Improvement as a Starter	+2.1	+1.0

Tournament Time Was Miller Time




Sophomore forward Danny Miller, who was one of five ACC freshmen to play in at least 34 games during the 1998-99 season, will look to move into a starter's role this season. Miller may have been at his best in the Terps' five postseason games as he averaged 7.6 points, 2.6 rebounds and 20.2 minutes played as Maryland advanced to the semifinals of the ACC Tournament and to the "Sweet 16" of the NCAA Tournament. Miller opened the nation's eyes with a six-point performance in No. 2 Maryland's victory over No. 5 Stanford in the first round of the BB&T Classic in Washington, D.C. He hit 3-pointers on successive possessions to help the Terps recover from a 20-12 disadvantage to a slim, 20-18 disadvantage. Maryland won the game, 62-60.


	First 24	Last 10	NCAA's
Pts./Game	3.9	5.1	5.7
Rebs./Game	2.0	2.3	2.0
Mins./Game	13.4	16.9	21.0

Terps Welcome Three Newcomers

Steve Blake (Miami, Fla.), Tahj Holden (Red Bank, N.J.), and Drew Nicholas (Hempstead, N.Y.) will join the Terps as freshmen this season. Blake is a 6-3 point guard and was an honorable mention All-Florida selection by USA Today as a senior. He led Oak Hill Academy to the 1999 high school national championship. Holden, a 6-10 forward, was an all-state player in New Jersey as a senior who is ranked among the top 45 players entering the college ranks this fall. Nicholas, a 6-3 shooting guard, was an all-state first team selection in New York who averaged 24.2 points and 4.5 rebounds as a senior. All three players are expected to contribute to the success of this year's team.



Steve Blake




Tahj Holden



Drew Nicholas



C O A C H I N G S T A F F



Coaching Staff

Terp Tidbits

• *Gary Williams holds the school record for wins in a season by a men's basketball team at three schools (Maryland, Boston College and American).*

• *Billy Hahn is one of only two people to play and coach Maryland in an NCAA Tournament.*

• *Gary Williams, Billy Hahn and Dave Dickerson all played at Maryland in different decades.*

Inside...

Head Coach Gary Williams	28
Billy Hahn	36
Dave Dickerson	38
Jimmy Patsos	40
Troy Wainwright	42
Men's Basketball Staff	43
Sports Medicine Staff	44



C O A C H I N G S T A F F



Gary Williams

**Head Coach
11th Year at Maryland
Maryland '68
21st Year Overall**

**Career Record: 399-246 (.619)
Maryland Record: 192-118 (.619)**

WILLIAMS' ACCOMPLISHMENTS

Milestone Wins

Victory #	Opponent, Score	Head Coach at
No 1	Catholic, 83-68	American
No 50	Drexel, 62-60	American
No 100	New Hampshire, 97-64	Boston College
No 150	Bowling Green, 89-52	Ohio State
No 200	Northwestern, 100-89	Ohio State
No 250	#10 North Carolina, 82-80	Maryland
No 300	at NC State, 84-67	Maryland
No 350	#13 Clemson, 76-61	Maryland

Three Different Teams Taken to The NCAA Tournament


Coach	Teams
Dave Bliss	Oklahoma, SMU, New Mexico
Don DeVoe	Virginia Tech, Tennessee, Navy
Lefty Driesell	Davidson, Maryland, James Madison
Eddie Fogler	Wichita St., Vanderbilt, South Carolina
Jim Harrick	Pepperdine, UCLA, Rhode Island
Lon Kruger	Kansas State, Florida, Illinois
Tubby Smith	Tulsa, Georgia, Kentucky
Gary Williams	Boston College, Ohio State, Maryland

Current Consecutive NCAA Tournament Appearances

No.	Coach	School	Years
15	Lute Olson	Arizona	1985-99
13	Bob Knight	Indiana	1986-99
10	John Chaney	Temple	1990-99
10	Roy Williams	Kansas	1990-99
8	Bob Huggins	Cincinnati	1992-99
7	Gene Keady	Purdue	1993-99
6	Gary Williams	Maryland	1994-99
6	Kelvin Sampson	Washington St and Oklahoma	1994-99
6	Tubby Smith	Tulsa, Georgia and Kentucky	1994-99

The decade of the 1990's has certainly been a decade of resurgence for the Maryland basketball team. Within the most recent 10-year period, the Terps soared to a level of national prominence unmatched during the first century of the program. Included among the many superior accomplishments during the decade were: a school-record six consecutive NCAA Tournament appearances (1994-99), four "Sweet 16" appearances, six consecutive upper division Atlantic Coast Conference finishes, a school-record 28 victories during the 1998-99 season, four NBA lottery picks, one national Player-of-the-Year and one ACC Player-of-the-Year.

Head coach Gary Williams, who needs only one victory to earn the 400th of his career, is the thread that ties the Terrapin program together. Williams' accomplishments during his 10-year tenure at Maryland have placed him and his program among the best in all of college basketball.



Williams led Maryland to a school-record 28 victories and a school-record 13 ACC victories during the 1998-99 season. The Terps finished the season ranked No. 5 by the Associated Press - the highest final ranking since the 1974-75 season and only the third time in school history that the program had earned a top five final national ranking. During the season, Maryland was ranked in the top five for a near-school record 14 weeks and peaked at No. 2 as it won its first 10 games of the season. Maryland's No. 2 seed in the NCAA Tournament was tied for the highest tournament seed in school history. Only four schools won more games than the Terps during the 1998-99 season.

Three times, Williams has been voted as a national coach-of-the-year finalist and in 1998 *ACC Athlete Magazine* voted him as the ACC Coach-of-the-Year. He was honored as the district coach-of-the-year in 1981 and in 1983 he was named as the Eastern Coach-of-the-Year. Following Maryland's 1997 season, when the Terps advanced to the NCAA Tournament and finished with a 9-7 record in the ACC, he was named as the Seaboard Region Coach-of-the-Year by *Eastern Basketball*.

Williams is the only head coach in school history to guide the Terps to seven postseason tournament appearances within his first ten seasons. He is also one of only two coaches in school history to have directed his first two teams to winning records and to a regular season conference championship during the first six years at the helm.

Williams was hired on June 13, 1989. He inherited a team that had won only nine games the year before, and finished in last place in the ACC. Williams displayed his coaching abilities immediately. The Terps won 19 games and advanced to the second round of



C O A C H I N G S T A F F

the National Invitation Tournament, making Williams the first coach in school history to lead a team into the postseason in his first season. In addition, Maryland's 10-game improvement in the win column during Williams' first season was the largest in school history and second largest in the annals of the ACC by a first-year coach. Only the legendary Press Maravich, who improved NC State's winning ledger by 13 games in his inaugural season (1965), can boast a higher first-year win total improvement.

Williams has led teams to postseason play at each stop on his coaching resume — American University, Boston College, Ohio State and Maryland.

Williams is the only coach to direct programs in the three most powerful conferences in college basketball — the Atlantic Coast, Big East and Big Ten. During Williams' combined 17 years in those three conferences, the national champion has come from Williams' league six times (three in his 10 years in the ACC, twice in his four years in the Big East and once in his three years in the Big Ten.)

A 1968 graduate of Maryland, Williams lettered as the Terps' starting point guard from 1964-67 under head coach Bud Millikan. He served as team captain during his senior season. It was as a player in the ACC that Williams developed his basketball philosophy. He studied the game under Millikan, and it was then that he developed his penchant for the full-court pressure defenses for which his teams are now known. He learned his half court man-to-man defense from Millikan, who learned from the legendary Hank Iba. The fast-breaking offense that Williams' teams employ is similar to the style Vic Bubas' Duke teams used when Williams was a player.

Williams began his coaching career as a graduate student at Maryland under a future boss, Tom



T H E W I L L I A M S F I L E

C O A C H I N G E X P E R I E N C E

1990-present University of Maryland, Head Coach
 1987-89 Ohio State University, Head Coach
 1983-86 Boston College, Head Coach
 1979-82 American University, Head Coach

Y E A R - B Y - Y E A R H E A D C O A C H I N G R E C O R D

Year	School	Overall Record/Conf. Finish	Postseason Play	Accomplishments
1998-99	Maryland	28-6/13-3 (2nd)	NCAA, 2-1	NCAA South Regional Semis • "Sweet 16"
1997-98	Maryland	21-11/10-6 (3rd)	NCAA, 2-1	NCAA West Regional Semis • "Sweet 16"
1996-97	Maryland	21-11/9-7 (T4th)	NCAA, 0-1	NCAA Southeast Regional
1995-96	Maryland	17-13/8-8 (T 4th)	NCAA, 0-1	NCAA West Regional
1994-95	Maryland	26-8/12-4 (T1st)	NCAA, 2-1	NCAA West Regional Semis • "Sweet 16"
1993-94	Maryland	18-12/8-8 (T4th)	NCAA, 2-1	NCAA Midwest Regional Semis • "Sweet 16"
1992-93	Maryland	12-16/2-14 (8th)		
1991-92	Maryland	14-15/5-11 (8th)		
1990-91	Maryland	16-12/5-9 (7th)		
1989-90	Maryland	19-14/6-8 (T5th)	NIT, 1-1	NIT Second Round
10-Year Record at Maryland		192-118 (.619)/78-78 (.500)		
1988-89	Ohio State	19-15/6-12 (8th)	NIT, 2-1	NIT Quarterfinals
1987-88	Ohio State	20-13/9-9 (6th)	NIT, 4-1	NIT Finalist
1986-87	Ohio State	20-13/9-9 (6th)	NCAA, 1-1	NCAA Second Round
3-Year Record at Ohio State		59-41 (.590)/24-30 (.467)		
1985-86	Boston College	13-15/4-12 (7th)		
1984-85	Boston College	20-11/7-9 (6th)	NCAA, 2-1	NCAA Midwest Regional Semis • "Sweet 16"
1983-84	Boston College	18-12/8-8 (4th)	NIT, 1-1	NIT Second Round
1982-83	Boston College	25-7/12-4 (T1st)	NCAA, 1-1	NCAA Regional Semis • "Sweet 16"
4-Year Record at Boston Coll.		76-45 (.628)/31-33 (.721)		
1981-82	American	21-9/8-3 (3rd)	NIT, 0-1	NIT First Round
1980-81	American	24-6/11-0 (1st)	NIT, 0-1	NIT First Round
1979-80	American	13-14/5-6 (5th)		
1978-79	American	14-13/7-4 (4th)		
4-Year Record at American		72-42 (.631)/31-13		
21-Year Record		399-246 (.619)/164-153 (.517)		

C O A C H I N G H O N O R S

- Atlantic Coast Conference Coach of the Year, 1998 (ACC Athlete Magazine)
- Naismith National Coach of the Year Finalist, 1995, 1997
- U.S. Olympic Team Selection Committee, 1988
- Eastern Coach of the Year, 1983
- Seaboard Region Coach of the Year, 1997
- National Coach of the Year, Second Runner-Up, 1983
- District Coach of the Year, 1981

I N T E R N A T I O N A L E X P E R I E N C E

- Six-game, nine-day tour of France with Maryland basketball team in August of 1994
- Six-game, nine-day tour of Germany with ACC All-Star Team in July of 1990
- Eight-game, 12-day tour of Yugoslavia with Big East All-Star Team in July of 1984

P L A Y I N G E X P E R I E N C E

- 1964-67, University of Maryland, basketball letterwinner
- 1961-64, Collingswood High School, lettered four years in basketball and baseball

P L A Y I N G H O N O R S

- Maryland team captain, 1967
- Maryland field goal percentage record (1.000, 8-8) vs. South Carolina, 12-10-66
- Member 1965 Sugar Bowl Tournament championship team
- Member 1966 Charlotte Invitational Tournament championship team

P E R S O N A L

Education: University of Maryland, 1968, B.S. in business; Collingswood (N.J.) High School, 1964
 Date of Birth: March 4, 1945 in Collingswood, N.J.
 Family: Daughter: Kristin (29), Son-in-Law - Geoff



C O A C H I N G S T A F F

Davis Williams was Davis' assistant coach for the Maryland freshman team during the 1969 season. The team finished with a 12-4 record.

After earning a degree in business, he continued his coaching career as an assistant at Woodrow Wilson High School in Camden, N.J. After one year, he took over as the head coach and guided his first team to a perfect 27-0 record and the state title. Williams has called that season "the ultimate; there wasn't another game to win."

Williams spent one more year at Wilson before accepting an invitation from Davis in 1972 to become an assistant at Lafayette College. While an assistant at Lafayette, Williams also served as the head soccer coach. In 1978, Williams accompanied Davis to Boston College. After one year there, Williams became the head coach at American University.

Williams immediately began making his mark. His

THE WILLIAMS INFLUENCE

Former Assistants Now in Charge

Randy Ayers

Assistant to Gary Williams for three years at Ohio State. Head coach at Ohio State for eight years. Currently with the Philadelphia 76ers of the NBA.

Rick Barnes

Assistant to Gary Williams for one year at Ohio State. Has been the head coach at George Mason, Providence and Clemson. Currently the head coach at the University of Texas.

Paul Brazeau

Assistant to Gary Williams for one year at Boston College and three years at Ohio State. Currently the head coach at the University of Hartford.

Fran Dunphy

Assistant to Gary Williams at American University. Currently the head coach at the University of Pennsylvania.

Fran Frachilla

Assistant to Gary Williams for two years at Ohio State. Has been the head coach at Manhattan College and St. John's University. Currently the head coach at New Mexico.

Chris Knoche

Assistant to Gary Williams for two years at American. Has been the head coach at American University. Currently the Terps' radio color analyst.

Art Perry

Assistant to Gary Williams for six years at Maryland. Currently the head coach at American University. Has been the head coach at Delaware State.



1981 squad set the still-standing school record for victories with a 24-6 mark, won the East Coast Conference championship, and played in the NIT. Williams was named the district Coach-of-the-Year. American returned to postseason play the next season as the Williams-led Eagles went 21-9 and played in the NIT for the second consecutive year. Only once prior to Williams' arrival had AU gone to a postseason tournament, and the Eagles have not returned to postseason play since. Williams' four-year record at AU was 72-42.

In 1983, Williams succeeded Davis at Boston College. He was once again an instant success, posting a 25-7 record and leading the Eagles to the regular season championship of the Big East in his first season. Making his first appearance in the NCAA Tournament, Williams directed the Eagles to the "Sweet 16." He finished third in the balloting for national Coach of the Year, and was honored as the Eastern Coach of the Year by his peers. He went on to duplicate that NCAA Tournament success again in 1985, when he again led Boston College to the "Sweet 16."

In 1987, Williams accepted the head coaching job

at Ohio State, becoming the 10th basketball coach in that school's illustrious history. He succeeded Eldon Miller and once again enjoyed success. In four years, the Buckeyes made three postseason appearances. His first squad defeated then No. 1 and unbeaten Iowa (coached by Tom Davis) in the regular season, in what would be the first of many giant-killings. During Williams' three-year term at Ohio State, OSU defeated a second-ranked Purdue team, perennial power Kansas and highly regarded Big Ten powers Michigan and Illinois. Each of Williams' three Ohio State teams advanced to postseason play, and he laid the groundwork for the highly successful teams that followed when he left Columbus for College Park.

WILLIAMS IN POSTSEASON

Event	GP	Won	Lost	Pct.	Last Game
NCAA	21	12	9	.571	1998-99
NIT	14	8	6	.571	1989-90
ACC	16	7	9	.438	1998-99
BIG EAST	6	2	4	.333	1985-86
East Coast	7	3	4	.429	1981-82
Totals	64	32	32	.500	1998-99



C O A C H I N G S T A F F

W I L L I A M S B Y T H E N U M B E R S

Terps' Turnaround Under Williams

Second 5 Years	Overall	ACC
1994-95	26-8 (.765)	12-4 (.750)
1995-96	17-13 (.567)	8-8 (.500)
1996-97	21-11 (.656)	9-7 (.563)
1997-98	21-11 (.656)	10-6 (.625)
1998-99	<u>28-6 (.824)</u>	<u>13-3 (.813)</u>
Totals	113-49 (.697)	52-28 (.650)

First 5 Years	Overall	ACC
1989-90	19-14 (.576)	6-8 (.429)
1990-91	16-12 (.571)	5-9 (.357)
1991-92	14-15 (.482)	5-11 (.313)
1992-93	12-16 (.429)	2-14 (.125)
1993-94	<u>18-12 (.600)</u>	<u>8-8 (.500)</u>
Totals	79-69 (.533)	26-50 (.342)

Williams vs. the ACC

School	Last 3 Years	Last 5 Years
Clemson	3-3	7-4
Duke	1-5	4-7
Florida State	6-1	9-2
Georgia Tech	7-0	9-3
North Carolina	4-4	6-7
NC State	6-1	10-1
Virginia	5-1	8-2
Wake Forest	<u>2-4</u>	<u>3-7</u>
Totals	34-19	56-35
	641	629

Williams' Top Career Seasons

Most Victories				
Season	W	L	Pct.	School
1998-99	28	6	.824	Maryland
1994-95	26	8	.765	Maryland
1982-83	25	7	.781	Boston College
1980-81	24	6	.800	American
1981-82	21	9	.700	American

Winning Percentage				
Season	W	L	Pct.	School
1998-99	28	6	.824	Maryland
1980-81	24	6	.800	American
1982-83	25	7	.781	Boston College
1994-95	26	8	.765	Maryland
1981-82	21	9	.700	American

Williams' School Records For Wins

Maryland	28	1998-99
Boston College	25	1982-83
American	24	1980-81

Sagarin Power Rankings (Last 5 Years)

Year	Schedule Ranking	Team Ranking
1995	19	8
1996	16	28
1997	15	11
1998	1	11
1999	22	5



1998-99 NCAA TEAM RANKINGS

Scoring Offense

Rank	Team	Avg.
1.	Duke	91.8
2.	Texas Christian	86.8
3.	Siena	86.6
4.	Norfolk State	86.3
5.	Cal Poly	84.9
6.	Southern Univ.	84.7
7.	Maryland	84.5
8.	Arizona	82.2

Scoring Margin

Rank	Team	Margin
1.	Duke	+24.7
2.	Auburn	+19.6
3.	Maryland	+18.1
4.	Connecticut	+16.0
5.	Utah	+15.9

Won-Lost Percentage

Rank	Team	Record	Pct.
1.	Duke	37-2	.949
2.	Connecticut	34-2	.944
3.	College of Charleston	28-3	.903
4.	Auburn	29-4	.879
5.	Michigan State	33-5	.868
6.	Utah	28-5	.848
7.	Maryland	28-6	.824

Field Goal Percentage

Rank	Team	Pct.
1.	Northern Arizona	.523
2.	Duke	.514
3.	Evansville	.505
4.	Maryland	.495
5.	Texas Christian	.491





C O A C H I N G



S T A F F

WILLIAMS IN OVERTIME

at American (4-2)

- December 28, 1978 American 98 vs Stetson 94 (2OT)
- December 29, 1978 American 85 vs. Central Florida 83 (OT)
- January 13, 1979 American 83 vs Bucknell 85 (2OT)
- January 15, 1979 American 89 vs George Washington 91 (OT)
- February 24, 1981 American 84 vs. St. Joseph's (Pa.) 83 (OT)
- February 2, 1982 American 65 vs William & Mary 64 (OT)

at Boston College (0-0)

None

at Ohio State (1-2)

- December 29, 1986 Ohio State 79 vs Kansas 78 (OT)
- February 27, 1988 Ohio State 77 vs Michigan State 78 (OT)
- March 23, 1989 Ohio State 80 vs St. John's 83 (OT) - NIT

at Maryland (5-8)

- February 10, 1989 Maryland 111 vs #14 Duke 114 (OT)
- March 2, 1991 Maryland 78 at Virginia 74 (OT)
- January 18, 1992 Maryland 83 vs. Florida State 91 (OT)
- November 15, 1993 Maryland 84 at #15 Georgetown 83 (OT)
- March 11, 1995 Maryland 92 vs. #2 North Carolina 97 (OT) - ACC Tourn.
- January 6, 1996 Maryland 86 vs. #16 North Carolina 88 (OT)
- January 20, 1996 Maryland 77 vs NC State 74 (OT)
- December 30, 1996 Maryland 65 vs Georgia 73 (OT)
- November 14, 1997 Maryland 72 vs South Carolina 76 (OT)
- December 4, 1997 Maryland 65 at Clemson 78 (OT)
- January 14, 1998 Maryland 89 vs #1 North Carolina 83 (OT)
- March 7, 1998 Maryland 73 vs #4 North Carolina (83 (OT) - ACC Tourn
- January 29, 1999 Maryland 81 at Clemson 79 (OT)



Gary Williams addresses the fans in Cole Field House and on radio after each home game.



Gary Williams making his induction speech at the 1999 Maryland Hall of Fame ceremony.



Gary Williams with his daughter Kristin after he was inducted into the Maryland Hall of Fame.



C O A C H I N G S T A F F



Gary Williams was a regular chat guest on ESPN.com throughout the 1998-99 season.



Gary Williams and Joe Smith present Cal Ripken, Jr. with one of Smith's jerseys at Oriole Park at Camden Yards.



Gary Williams was a guest analyst on ESPN's NCAA Tournament Preview Show at the ESPN Zone Restaurant in Baltimore.



C O A C H I N G S T A F F

Gary Williams' Charity Work

Coaches vs. Cancer

Of the many charities that Coach Gary Williams is involved with, one that is very special to him is the Coaches vs. Cancer Three-Point Attack. Since 1996, Gary Williams has served on the Coaches Council, a 15-member board that serves as the governing body for Coaches vs. Cancer. The program is a partnership between the National Association of Basketball Coaches and the American Cancer Society. The coaches participating in this program are dedicated to fighting cancer through increased support for research, patient services, and prevention education. Coaches vs. Cancer utilizes a Three-Point Attack that combines pledges from fans with their team's three-point baskets made throughout the season.

Cystic Fibrosis Foundation

On April 27, 1999, Coach Williams hosted a charity basketball game at Cole Field House to benefit the Cystic Fibrosis Foundation. The game included former Maryland basketball stars Len Elmore, Tom McMillen, Duane Simpkins, and Buck Williams. Other participants included former Maryland track All-American and NFL receiver Renaldo Nehemiah, former Redskins Jeff Bostic and Charles Mann, former Bullets Phil Chenier and Kevin Grevey, former Dallas Cowboy Calvin Hill, tennis star Pam Shriver, Maryland legislators Thomas "Mike" Miller and Steny Hoyer, and Meet The Press host Tim Russert. The second annual event is scheduled for May 4, 2000.



Former Maryland major gifts director and basketball star Greg Manning (left) along with broadcaster Rick "Doc" Walker at the Cystic Fibrosis Foundation charity event.




Gary Williams was one of the trophy presenters at his charity basketball game to benefit Cystic Fibrosis.



Maryland's two all-time leading rebounders, Buck Williams (left) and Len Elmore, played in Gary Williams' charity basketball game to benefit Cystic Fibrosis.



C O A C H I N G S T A F F



Boomer Esiason with Gary Williams for a great cause.



Former Maryland star and radio analyst Greg Manning in action at Gary Williams' charity basketball game to benefit Cystic Fibrosis.



Former Maryland track All-American and Olympian Renaldo Nehemiah tries to box out Buck Williams (left) in Gary Williams' charity basketball game to benefit Cystic Fibrosis.



C O A C H I N G S T A F F



Billy Hahn

**Associate Head Coach
11th Year at Maryland
Maryland '75**



Billy Hahn, who has played an integral role in the outstanding success of the Maryland basketball program, is in his 11th season on head coach Gary Williams' staff. He became a member of the Terps' staff in July, 1989 as he was the first assistant hired by Williams after he was named head coach.

Hahn was named associate head coach in 1997. He serves as one of Maryland's two primary recruiters and is the Terps' chief opponent scout in addition to his on-the-floor coaching and administrative duties.

Hahn is one of only two players in Maryland basketball history to play and coach in the NCAA Tournament. He has also been a part of the two winningest teams in school history. He played on Maryland's 1974-75 team that finished with a 24-5 record (82.8 winning percentage) and coached Maryland's 1998-99 team that won a school-record 28 games and had a 28-6 record (82.4 winning percentage).

Hahn's recruiting successes have helped Maryland enter the ranks of the elite in college basketball. His enthusiastic attitude and loyalty to the University of Maryland make him a magnificent ambassador for the program.

He has earned the reputation as one of the top recruiters in the nation as evidenced by Maryland's turnaround during his tenure. The Terps have played in a school-record six consecutive NCAA Tournaments, finished fourth or higher in the ACC regular season standings in a near school-record six consecutive seasons, and established school records for overall victories (28 in 1998-99) and ACC victories in a season (13 in 1998-99).

The Terps are one of only two teams in the ACC (also North Carolina) and one of only 10 teams nationally which have played in each of the last six NCAA Tournaments. In addition, Maryland is one of only five programs nationally to advance to the "Sweet 16" in at least four of the last six seasons.

Hahn's tireless work as a recruiter has attracted nationally ranked recruiting classes to College Park in each of the last seven seasons. Clark Francis of *HoopScoop* magazine ranked Maryland's 1998 recruiting class as the third-best in the nation and each of Maryland's last five classes have ranked among the nation's top 20.

A veteran in the collegiate coaching ranks, Hahn's 25 years of collegiate coaching experience is evident in all aspects of his professional life. His recruiting plans are well thought out and his scouting reports are among the best in the nation. Maryland is one of the most prepared teams in the country each time it takes the court.

His hard work and dedication as a recruiter has propelled him into the spotlight. Hahn was named one of the top 10 recruiters in the eastern United



States by *Eastern Basketball*. Said EB: "The former head coach at Ohio University helped corral the Terps' 1996 senior class which was the backbone of Maryland's reversal of fortunes."

The Terps' roster of players during his career at Maryland reflects his recruiting prowess. Hahn's national and local recruiting knowledge helped in the evaluation of former All-ACC players Exree Hipp, Mario Lucas, Johnny Rhodes and Duane Simpkins - four players who helped Maryland return to the Top 10 and the national spotlight. Hahn was instrumental in recruiting Maryland's class of 1999 - a class that included Laron Profit, Terrell Stokes and Obinna Ekezie. Profit and Ekezie were both second round draft choices while Steve Francis was the No. 2 overall selection in the 1999 NBA Draft. Maryland's 1998 class included Francis and McDonald's All-American Danny Miller. This season's roster includes three players - Steve Blake, Tahj Holden and Drew Nicholas - who were all-state high school performers.

Prior to joining the Terps' staff, Hahn was the head coach at Ohio University for three years. He compiled a 42-45 record and posted two winning regular seasons. He led Ohio to the Mid-American Conference Tournament championship game in 1988. He recruited and coached Paul Graham, the MAC Player-of-the-Year in 1989. During his head coaching tenure, 100 percent of his senior players earned their degrees.

His coaching expertise was also on display in 1995 when he filled in for Gary Williams, who missed four games with pneumonia. It was during this time that Hahn drew nationwide praise as he guided the



C O A C H I N G S T A F F

Terps to a 2-2 record. He coached the Terps to a 94-92 victory at Duke, a 71-64 victory over Florida State in the first round of the ACC Tournament, and into overtime against No. 2 ranked North Carolina in the ACC tournament semifinals and against Virginia during the regular season. Maryland's victory over Duke clinched a tie for the ACC regular season championship. Three of the games were televised by ESPN, one by ABC.

Hahn began his college coaching career immediately following his playing days at Maryland. His first stop came at Morris Harvey College in West Virginia (1975-76). He moved on to Davidson College (1976-77) and the University of Rhode Island (1977-80) and served six years as an assistant at Ohio. He became the head coach at Ohio in 1986. At each of his first three coaching stops, he successfully recruited and coached future NBA draft choices.

Prior to his appointment as head coach at Ohio in 1986, he was an assistant coach at Ohio under Danny Nee. He served as the Bobcats' primary recruiter during that span and landed the school's all-time leading rebounder and all-time assist leader. Hahn recruited and coached two future NBA draft choices and the 1985 MAC Player-of-the-Year. While Hahn was an assistant, Ohio posted a school-record four 20-win seasons, won two conference tournament championships, earned two trips to the NCAA Tournament and played in one NIT.

Hahn is a 1975 graduate of the University of Maryland. While an undergraduate, he was a three-year varsity letterwinner on three of the best basketball teams Maryland has fielded. He was a freshman in 1971-72 when the Terps won the National Invitation Tournament, he was a key reserve on the team that lost what is considered to be the greatest game in ACC history (Maryland's 103-100 overtime setback against NC State in 1974), and he was captain of the team his senior year when the Terps won the ACC regular season championship and advanced to the Midwest Regional finals of the NCAA Tournament.

He earned the Alvin Aubinoe Award for "Greatest Career Contribution" following his senior season. Maryland fashioned a 70-19 overall record during his playing career. The Terps finished with a 24-5 record and won the ACC regular season championship his senior season.

Hahn has become a very accomplished seminar and banquet speaker. He has delivered numerous motivational speeches to area businesses and at many graduations.

Hahn and his wife Kathi were married on June 25, 1976, they have two children, a son, Matthew (21) and daughter, Ashley (16).

Hahn received his bachelor's degree in distributive education from Maryland in 1975.

T H E H A H N F I L E

C O A C H I N G E X P E R I E N C E

- 1989-90-present *University of Maryland, Assistant Coach*
- 1986-89 *Ohio University, Head Coach*
- 1981-86 *Ohio University, Assistant Coach*
- 1978-80 *University of Rhode Island, Assistant Coach*
- 1977 *Davidson College, Assistant Coach*
- 1976 *Morris Harvey College, Assistant Coach*

Y E A R - B Y - Y E A R H E A D C O A C H I N G R E C O R D

Year	School	Overall Record/Conf. Finish	Postseason Play
1988-89	Ohio University	12-17: 7-9 (T7th)	
1987-88	Ohio University	16-14: 9-7 (3rd)	
1986-87	Ohio University	14-14: 6-10 (T7th)	42-45 (.483)/22-26

A S S I S T A N T C O A C H I N G P O S I T I O N S

Years	School	Accomplishments
1998-99	University of Maryland	NCAA Tournament, South Regional Semifinals • NCAA "Sweet 16"
1997-98	University of Maryland	NCAA Tournament, West Regional • NCAA "Sweet 16"
1996-97	University of Maryland	NCAA Tournament, Southeast Regional
1995-96	University of Maryland	NCAA Tournament, West Regional
1994-95	University of Maryland	NCAA Tournament, West Regional Semifinals • NCAA "Sweet 16"
1993-94	University of Maryland	NCAA Tournament, Midwest Regional Semifinals • NCAA "Sweet 16"
1992-93	University of Maryland	
1991-92	University of Maryland	
1990-91	University of Maryland	
1989-90	University of Maryland	NIT 2nd Round
1985-86	Ohio University	NIT, 1st Round
1984-85	Ohio University	NCAA Tournament, Southeast Regional • MAC Championship
1983-84	Ohio University	
1982-83	Ohio University	NCAA Tournament, Midwest Regional • MAC Championship
1981-82	Ohio University	
1980-81	Ohio University	Consecutive 20-Win Seasons, 1983, 1984, 1985, 1986
1979-80	University of Rhode Island	Marquette City Classic Champions
1978-79	University of Rhode Island	NIT, 1st Round, Motor City Classic Champions
1977-78	University of Rhode Island	NCAA Tournament, East Regional • ECAC New England Champions
1976-77	Davidson College	
1975-76	Morris Harvey College	

I N T E R N A T I O N A L E X P E R I E N C E

- Six-game, nine-day tour of France with Maryland basketball team in August of 1994
- Six-game, nine-day tour of Germany with ACC All-Star Team in July of 1990
- Six-game, 12-day tour of Germany, France and Belgium with Ohio University basketball team in August of 1986
- World Cup Games in Buenos Aires, Argentina with Rhode Island basketball team in July of 1979
- Played in World Cup Games as member of Maryland basketball team in 1972 (tournament champions)

P L A Y I N G E X P E R I E N C E

- 1972-1975, University of Maryland, basketball letterwinner
- 1968-1972, Penn High School (Indiana), lettered four years in basketball, baseball and cross country

P L A Y I N G H O N O R S

- Maryland Team Captain, 1975
- Alvin Aubinoe Greatest Career Achievement Award, University of Maryland, 1975
- Member 1972, 1973, 1975 Maryland Invitational Tournament Championship Teams
- Member 1973 Cable Car Classic Championship Team
- Member 1975 Atlantic Coast Conference Regular Season Championship Team
- Member 1975 NCAA Tournament Team, University of Maryland

P E R S O N A L

Education: University of Maryland, 1975, B.S. in distributive education; Penn High School (Indiana), 1971
 Date of Birth: June 22, 1953
 Family: Wife Kathi (married, June 25, 1976); son Matthew (21) and daughter Ashley (16)



C O A C H I N G S T A F F



Dave Dickerson

**Assistant Coach
4th Year at Maryland
Maryland '90**

Dave Dickerson's three-year tenure as an assistant coach at Maryland has coincided with three of the most successful years in the history of the program. The Terps have made three NCAA Tournament appearances, finished in the top half of the ACC three times and been ranked among the nation's top 10 each season. During Dickerson's first three years, Maryland posted a 70-28 record (74.1 winning percentage).

Dickerson joined head coach Gary Williams' staff prior to the 1996-97 season and immediately began putting his stamp onto the program. During his first season, Maryland defeated three ranked teams and was ranked as high as No. 2 during the season. In 1997-98, the Terps advanced to the "Sweet 16" of the NCAA Tournament, and recorded 21 victories with wins over No. 1 North Carolina and No. 2 Kansas.

Last season, Maryland won a school-record 28 games, a school-record 13 ACC games and once again advanced to the "Sweet 16" of the NCAA Tournament. During the season, the Terps captured cham-



pionships of the Puerto Rico Shootout and the BB&T Classic and advanced to the semifinals of the ACC Tournament for the third consecutive season.

Dickerson's success as one of the nation's top recruiters has been a major part of Maryland's accomplishments on the court. Each of his first three recruiting classes have been ranked among the nation's best. He was instrumental in attracting the Terps' 1997 and 1998 recruiting classes, both of which ranked in the top 10 nationally. Maryland's 1998 recruiting class was ranked third in the nation by Clark Francis of *HoopScoop* Magazine. The Terps' 1999 recruiting class contains three of the nation's top players at three different positions.

Dickerson's scouting and recruiting abilities allowed Williams to gain an early evaluation of All-America guard Steve Francis. Francis was the No. 2 overall selection in the 1999 NBA Draft and finished fourth in ACC Player-of-the-Year voting last season.



C O A C H I N G S T A F F

It has been Dickerson's nationwide emergence on the recruiting trails that has allowed him to rise so quickly up the coaching ladder

Prior to coming to Maryland, he was an assistant coach at Radford University. The recruiting classes he helped assemble at Radford were ranked among the nation's best. The 1994 season saw the Highlanders compile a 20-8 record and a school-record winning percentage of 71.4. The 20 wins are tied for the second-highest total in school history at Radford, which enjoyed winning seasons during each of his four years there, enjoyed the best four-year period in its history while Dickerson was an assistant.

It was also at Radford that Dickerson began to make his mark as a bench coach. Radford gained national acclaim and became one of the most successful programs in the Big South Conference during Dickerson's tenure. Radford defeated Louisiana State, 73-72, on Dec. 30, 1993 to gain the biggest victory in school history. The Highlanders scored the game-winning basket with 2.8 seconds remaining in the game just after LSU had taken its first lead of the second half. Dickerson was the assistant coach in charge of scouting LSU.

Dickerson played forward at Maryland from

1986-89 and earned four varsity letters. He was co-captain as a senior in 1989. Dickerson saw action in the 1986 and 1989 NCAA Tournaments and was a member of three teams that advanced to the ACC Tournament semifinals. The Terps won 19 games his freshman year and 18 during his junior season. Dickerson was a starter on the 1989 team that became the first No. 8 seed to defeat a No. 1 seed in the ACC Tournament when the Terps defeated NC State.

In 1989, Dickerson earned his bachelor's degree in government and politics from Maryland. Soon after graduation he began his coaching career on the staff of Gardner Webb University in North Carolina. After a year at Gardner Webb he joined former Maryland head coach Lefty Driesell at James Madison. From 1993-96, Dickerson was an assistant coach at Radford University, where he began constructing his sparkling reputation under former Maryland assistant coach Ron Bradley.

A native of Olar, S.C., he earned the team award for Greatest Career Contribution in 1989 and for Most Improved Player in 1987. Dave is married to the former Ms. Laurette Newsom. Laurette is a 1991 graduate of Maryland.



T H E D I C K E R S O N F I L E

C O A C H I N G E X P E R I E N C E

- 1997-present University of Maryland, Assistant Coach
- 1993-96 Radford University, Assistant Coach
- 1991-92 James Madison University, Assistant Coach
- 1990-91 Gardner Webb College, Assistant Coach

A S S I S T A N T C O A C H I N G P O S I T I O N S

Years	School	Accomplishments
1998-99	University of Maryland	NCAA Tournament, South Regional Semifinals • NCAA "Sweet 16"
1997-98	University of Maryland	NCAA Tournament, West Regional • NCAA "Sweet 16"
1996-97	University of Maryland	NCAA Tournament, Southeast Regional
1995-96	Radford University	Big South Tournament, Semifinals
1994-95	Radford University	Big South Tournament, Semifinals
1993-94	Radford University	Big South Tournament, Semifinals
1992-93	Radford University	Big South Tournament, Semifinals
1991-92	James Madison University	Colonial Athletic Assoc. Tourn. Finals
1990-91	Gardner Webb	South Atlantic Conf. Tourn. Finals

P L A Y I N G E X P E R I E N C E

- 1985-89, University of Maryland, basketball letterwinner

P L A Y I N G H O N O R S


- Maryland Team Captain, 1989
- Career Contribution Award, 1989
- Most Improved Player Award, 1987

P E R S O N A L

Education: University of Maryland, 1989, B.S. in government and politics
 Date of Birth: March 29, 1967
 Family: Wife Laurette (married, May 8, 1999)



C O A C H I N G S T A F F



Jimmy Patsos

**Assistant Coach
9th Year at Maryland
Catholic '89**



Jimmy Patsos is in his ninth season as an assistant coach on the University of Maryland basketball staff. During his tenure under head coach Gary Williams, the Terps have played in six NCAA Tournaments, advanced to the "Sweet 16" four times, finished in the top half of the Atlantic Coast Conference six times, won one ACC regular season championship and averaged nearly 20 wins per season. In addition, three players (Walt Williams in 1992, Joe Smith in 1995 and Steve Francis in 1999) have been lottery selections in the NBA Draft.

During his career at Maryland, he has coached seven NBA Draft choices including first round selections Williams, Smith, Francis and Keith Booth (Chicago Bulls, 1997).

His role as an academic mentor has proven prosperous, as the teams' overall academic performance has improved under his guidance. He works closely with the academic support unit of the athletic department and many of the professors on campus.

Patsos joined the staff as a volunteer assistant during the 1991-92 season and immediately became an integral part of Williams' staff. His numerous responsibilities center on opponent scouting, on-court coaching and the academic development of Maryland's players. Patsos has been a key component of Maryland's success and its current legacy of continuity.

Prior to his appointment to Williams' staff at Maryland, Patsos was the assistant coach at Archbishop Carroll High School in Washington, D.C. He helped Carroll to a 21-8 record and a national ranking of No. 6 during his first season. The team lost to the famed DeMatha Catholic High School in the city playoffs to end their stellar season. Patsos was involved in the maturation of Charles Harrison (Wake Forest) and Lawrence Moten (Syracuse), both of whom have become stars on the collegiate level.

Patsos also coordinates the public speaking engagements of the Terps' players. Each summer, Patsos serves as the director of the Gary Williams basketball camp at the University of Maryland. The camp annually draws participants from around the world and is the showcase camp on the eastern seaboard. In his role as camp director, Patsos coordinates counselor management, facility and participant scheduling, housing, meals and guest speakers. The five sessions during the summer of 1999 ranked as the largest in camp history. In addition to his work with the Gary Williams camp, he is a frequent speaker at camps throughout Maryland, Delaware and Pennsylvania during the summer months.

Patsos was a three-year varsity letterwinner at Catholic University in Washington, D.C. During his



career, the Cardinals posted a record of 51-26. Patsos played for the late Jack Bruen, who later led Colgate University to a pair of NCAA Division I Tournament appearances.

Catholic won four regular-season tournament championships during Patsos' career, including the 1989 Manhattanville Tournament. Patsos scored a career-high 17 points and grabbed a career-high 14 rebounds in the championship game to lead the Car-



C O A C H I N G S T A F F



dinals to a 106-99 victory over Manhattanville. Other top games during his senior season included 12 points and five rebounds against Frostburg State, 10 rebounds at Scranton and 12 points and nine rebounds against St. Mary's (Md).

As a junior, Patsos recorded season highs of 14 points against Upsala and 11 rebounds against Washington College. He scored 12 points and grabbed five rebounds to lead Catholic to the championship of the Alfred University Charity Cage Classic with a 90-88 victory over the host Sexons. The Cardinals were 18-8 during both his junior and senior years, then a school record for victories in a single season.

Patsos' teammate for two years (1987-88) was current Catholic head coach Mike Lonergan, who has led the Cardinals to the "Sweet 16" of the past two NCAA Division III tournaments.

A native of Boston, Mass., Patsos earned his bachelor's degree in history from Catholic in 1989. A brother, Chris, captained the Florida Southern baseball team to the 1981 NCAA Division II World Series championship.

T H E P A T S O S F I L E

C O A C H I N G E X P E R I E N C E

- 1992-present *University of Maryland, Assistant Coach*
- 1989-1991 *Archbishop Carroll (D.C.) High School, Assistant Coach*

A S S I S T A N T C O A C H I N G P O S I T I O N S

<i>Years</i>	<i>School</i>	<i>Accomplishments</i>
1998-99	University of Maryland	NCAA Tournament, South Regional Semifinals • NCAA "Sweet 16"
1997-98	University of Maryland	NCAA Tournament, West Regional • NCAA "Sweet 16"
1996-97	University of Maryland	NCAA Tournament, Southeast Regional
1995-96	University of Maryland	NCAA Tournament, West Regional
1994-95	University of Maryland	NCAA Tournament, West Regional Semifinals • NCAA "Sweet 16"
1993-94	University of Maryland	NCAA Tournament, Midwest Regional Semifinals • NCAA "Sweet 16"
1992-93	University of Maryland	
1991-92	University of Maryland	

I N T E R N A T I O N A L E X P E R I E N C E

- Six-game, nine-day tour of France with Maryland basketball team in August of 1994
- One-month tour of Australia with junior (15-17) team in August of 1991

P L A Y I N G E X P E R I E N C E

- 1986-89, Catholic University, basketball letterwinner

P L A Y I N G H O N O R S

- Catholic team captain, 1989

P E R S O N A L

Education: Catholic University, 1989, B.S. in history
 Date of Birth: October 1, 1966



C O A C H I N G S T A F F



Troy Wainwright

**Director of Basketball Operations
4th Year at Maryland
Maryland '90**



Troy Wainwright, the director of basketball operations, is in his fourth year as a member of head coach Gary Williams' staff. He is an essential part of the success of the team, both on and off the court, and is responsible for the administration of the basketball office.

Wainwright is responsible for all internal operations of the basketball program and serves as a liaison to the athletic department including Deborah Yow, Maryland's director of athletics. He is involved in the day-to-day operations of the team, including budgetary matters, team travel, on-campus housing and dining contracts. In addition, Wainwright is responsible for non-conference scheduling and works with the conference office to coordinate the Terps' ACC schedule.

A native of Berlin, Md., Wainwright has played an integral role in the Terps' success since his arrival. The Terps have appeared in the NCAA Tournament three times, advanced to the semifinals of the ACC Tournament three times, and have averaged more than 23 wins a season during his three seasons with the Terps. In both 1998 and 1999 the Terps advanced to the "Sweet 16" of the NCAA Tournament. In 1999, Maryland won a school-record 28 games and was ranked No. 5 in the nation. In 1998, the Terps played the nation's toughest schedule according to the Sagarin ratings and were ranked 15th in the final national polls.

Among Wainwright's chief responsibilities is the coordination of team travel plans. Wainwright coordinates all transportation (air and ground) as well as hotel accommodations. During his tenure, Wainwright has successfully coordinated travel to three NCAA Tournaments, three ACC Tournaments, Hawaii and Puerto Rico as well as every regular season game.

Wainwright is the tournament director for the annual Gary Williams golf tournament that raises money to endow scholarships for the basketball program. The tournament has raised more than \$100,000 during the four years since Wainwright's

arrival. As tournament director, Wainwright helps solicit sponsorships and players, and helps with course management on the day of the event. In addition, he coordinates team and individual player scoring and the silent auction.

He also serves as the co-director of the Gary Williams basketball camp each summer. He helps coordinate virtually every aspect of the camp including housing, meals and camp speakers. The 1999 Gary Williams camp was the largest in its history as it attracted more than 1,000 overnight campers in a three-week period.

Wainwright received his bachelor of science degree in sociology from the University of Maryland in 1990. After graduating from Maryland he worked as an account manager with the Washington Bullets from 1992-1994 and as an advertising account executive at the *Washington Times* from 1994-96.

Wainwright served as head manager for the basketball team during Williams' first season at Maryland, 1990. He accompanied the Terps as they advanced to the second round of the 1990 National Invitation Tournament. He served as the team's assistant manager for the three years preceding Williams' arrival in College Park.



**THE WAINWRIGHT FILE
EXPERIENCE**

1996-present University of Maryland, Director of Basketball Operations

OPERATIONS POSITIONS

Years	School	Accomplishments
1998-99	University of Maryland	NCAA Tournament, South Regional Semifinals • NCAA "Sweet 16"
1997-98	University of Maryland	NCAA Tournament, West Regional • NCAA "Sweet 16"
1996-97	University of Maryland	NCAA Tournament, Southeast Regional

PREVIOUS EXPERIENCE

• 1986-90, University of Maryland, Team Manager

PERSONAL

Education: University of Maryland, 1990, B.S., sociology
Date Of Birth: June 7, 1967



C O A C H I N G S T A F F



Cleo Long-Thomas
Administrative Assistant to the Head Coach
9th Year at Maryland

Cleo Long-Thomas is in her ninth season as the administrative assistant to head coach Gary Williams. She coordinates the professional schedules of coach Williams and the assistant coaching staff. In addition, she is responsible for the overall administration and the day-to-day managerial duties of the basketball office.

Long-Thomas coordinates Williams' schedule for departmental meetings, out-of-town speaking engagements and appearances. She also coordinates all travel arrangements for the entire coaching staff. During the season, she produces the daily practice plans for the coaching staff. Long-Thomas plans and coordinates the Terps' annual honor banquet including all invitations, decorations, seating and banquet room setup. She also arranges the senior day activities at the final home game of the season each year.

Long-Thomas and her husband, Jocquin, are the proud parents of three children: Tyrone, 31, Jabari, 25, and Raven, 16. She also has one grandchild, T.J., 3.



Carole Bucco
Administrative Assistant to the Assistant Coaches
1st Year at Maryland

Carole Bucco is in her first year working with the University of Maryland men's basketball program serving as the administrative assistant to the assistant coaches for recruiting.

Bucco coordinates all recruiting correspondence and mail-outs to prospective members of the team. In addition, she assists the coaches in preparation of scouting reports throughout the season. She is also responsible for assisting the coordination, planning and registration of the annual Gary Williams summer basketball camp.

Bucco graduated from the University of Maryland in 1993. After she graduated, she worked for the University of Maryland University College for two years, then for two small companies before coming back to Maryland.

Carole and her husband, Bill, currently reside in New Carrollton, Md., but are in the process of building a new house in Highland, Md.



John Bowie
Equipment Manager
11th Year at Maryland

John Bowie, who has accompanied the Terps to seven postseason tournaments, is in his 11th season as the equipment manager for the men's basketball team. Bowie has worked with head coach Gary Williams since his arrival prior to the 1989-90 season.

Bowie manages the Cole Field House equipment room and handles the equipment operations for the men's basketball team. In addition to his duties with the men's basketball team, he works with the women's basketball, volleyball, softball, wrestling and men's and women's swimming teams.

Bowie is responsible for maintaining the NCAA-mandated equipment records for the sports under his supervision.

The North Brentwood, Md., native is a graduate of DuVal High School. He and his wife of 11 years, Marsha, have two children: Darrin, 11, and Adrian, 10.



Jennifer Taylor
Office Assistant

T E A M M A N A G E R S



Team Managers (from left): Stephen Wheeler, Chris Underwood, Matt Zebersky, head coach Gary Williams, David Soskin, Patrick Donnelly, Josh Hollander, Nikhil Verma



C O A C H I N G S T A F F

Maryland Sports Medicine

The University of Maryland Department of Intercollegiate Athletics and the University of Maryland Medical Center's sports medicine program have joined forces to provide the best possible medical attention and care to all Terrapin student-athletes.

Orthopedic surgeon Leigh Ann Curl, M.D., serves as the head team physician. Dr. Curl is part of the growing University Sports Medicine program of the University of Maryland Medical Center, which also provides medical care for the Baltimore Ravens of the NFL, UMBC, Coppin State University and 14 high schools.

Says Deborah A. Yow, Maryland's director of athletics: "When we recruit student-athletes to play for Maryland, we owe them the best education, the best coaching and the best comprehensive health care. Dr. Curl is an excellent physician who understands college athletics. It is especially gratifying for us to partner with our medical center in the same fashion as other ACC institutions do with their medical schools, like North Carolina, Virginia, Duke and Wake Forest."

Leigh Ann Curl, M.D., Head Team Physician

Leigh Ann Curl, a former All-American basketball player at the University of Connecticut and a 1998 inductee into the GTE Academic All-America Hall of Fame, is beginning her third year as Maryland's head team physician.

Dr. Curl, who is a member of the University of Maryland School of Medicine faculty as an assistant professor of orthopedic surgery, has performed volunteer work as team physician for USA Basketball, USA Rugby, Johns Hopkins University, St. John's University, the New York Mets and the New York City public schools recreation program.

She received her medical degree in 1989 from Johns Hopkins, where she served her internship and residency. She was a fellow in sports medicine and shoulder surgery at The Hospital for Special Surgery at Cornell University Medical Center in New York City.

Dr. Curl graduated summa cum laude from the University of Connecticut in 1985 and was her class valedictorian. She was a four-year starter on the women's basketball team, serving two years as team captain, and became the third women's basketball player in school history to score 1,000 points. She currently ranks 10th in career points and fifth in rebounds at UConn. A two-time GTE Academic All-America, Curl also was a two-time Big East Conference Scholar-Athlete of the Year.

Yvette Rooks, M.D., Primary Care Physician

Dr. Yvette Rooks is in her first year as the primary care physician for Maryland's athletic program. Dr. Rooks graduated with honors from the State University of New York at Albany where she was a four-year starter on the volleyball team. Dr. Rooks graduated from Upstate Medical School Health Science Center in Syracuse, N.Y., in 1993, and she completed her residency in family medicine and a sports medicine fellowship at the University of Maryland, Baltimore. She is an assistant professor in the department of family medicine at University of Maryland, Baltimore, and is the co-team physician at Coppin State.



Dr. Leigh Ann Curl



Dr. Yvette Rooks



J.J. Bush



Dr. Sacred Bodison



Dr. Stephen Fahey

J.J. Bush, Basketball Trainer

J.J. Bush returns as the athletic trainer for Gary Williams and the Terp's men's basketball program. Bush is in his seventh season working with the men's basketball program. This is his second stint working with the program, as he was the team's trainer from 1972-1976.

As the trainer for the basketball team, Bush coordinates the daily medical treatments for all the players and supervises all rehabilitative efforts in case of injury.

Bush came to the university in 1972 as an assistant trainer and this year received a 25-Year Service Award from the university. He began working immediately with the men's basketball team. The team won the regular season championship of the Atlantic Coast Conference in 1975 and averaged 23 wins a season during his tenure.

Beginning with the 1976 football season, Bush worked with the Terp football team until 1992, when he returned to Cole Field House and the basketball team as an assistant to the athletic director. Bush was the head trainer for the football team as it claimed four ACC championships and played in nine bowl games.

In addition to his training duties, Bush also teaches a basic and advanced kinesiology course on care and prevention of athletic injuries for the University, and is a frequent lecturer throughout the Mid-Atlantic region of the United States on the latest training methods.

Bush is active in the National Athletic Trainers Association, and has worked extensively within the organization on improving athletic training methods. He has served on the governmental affairs committee at the national level and is a past president of the Maryland Athletic Trainers Association.

A native of Ft. Lauderdale, Fla., Bush, 52, graduated from Florida State University in 1969. He and his wife Gina have two children, Brandon and Jordan.

Student Health Center

Dr. Sacred Bodison and Dr. Stephen Fahey are the two full-time campus health center physicians who specialize in sports medicine. Dr. Bodison is the assistant director of medical services at the health center and has been involved with the care of student-athletes since 1982. Dr. Fahey is an emergency physician who is in his 10th year working with the Terrapins. Dr. Bodison and Dr. Fahey are available to treat student-athletes daily on an as-needed basis in the health center. In addition, Dr. Margaret Bridwell serves as director of the Student Health Center and is a member of the Maryland Athletic Council.



Dr. Leigh Ann Curl working with Obinna Ekezie last season after he tore his Achilles.



Maryland massage therapist Geoff Gilbert working on Terence Morris.



P L A Y E R P R O F I L E S



Player Profiles

Terp Tidbits


• *Terence Morris is a candidate for the Wooden and Naismith awards as college basketball's top player. He was named as the top forward in the nation by the Sporting News prior to the 1999-2000 season.*

• *Lonny Baxter started 10 of Maryland's final 11 games of the 1998-99 season. He started five regular season games, two in the ACC Tournament and three in the NCAA Tournament.*

• *Juan Dixon and Danny Miller played in 34 games as freshmen. They were two of only five freshmen in the ACC to play in as many games during the 1998-99 season.*

Inside...

Terence Morris	46
Matt Hahn	50
LeRon Cephas	52
Mike Mardesich	54
Earl Badu	57
Lonny Baxter	58
Juan Dixon	60
Danny Miller	62
Steve Blake	64
Tahj Holden	65
Drew Nicholas	66
Byron Mouton	67



44

Terence Morris

Junior • Forward
6-9 • 205
Frederick, Md.
Thomas Johnson

WHAT THEY ARE SAYING

"Terence Morris is one of the dominating players in college basketball. He does everything well. He has amazing ability and a true finesse about his game that you don't see from too many players in college basketball. I love his game because he seems to do everything so effortlessly. He is a true prime time player and will be an All-American this season."

Dick Vitale
 ESPN/ABC Sports

"He's the best forward at Maryland since Len Bias and one of the top All-America candidates in college basketball this season. He could be the best front court player in America."

Dick Weiss
 New York Daily News

"Every once in a while you have a player where you don't see any ceiling to his game. Terence has a chance to be great, and I don't say that about a lot of players."

Gary Williams
 University of Maryland

"He'll be Scottie Pippen-like in the NBA, except that he's taller. If he had Pippen's strength, which he'll have one day, the sky's the limit."

Dave Odum
 Wake Forest University

"I did not see a smoother performer during the 1998-99 season than Terence Morris. People can say that he is not as physical as many players around the nation but he is as talented as any player I have seen. He shoots the ball so well, can put it on the floor and finishes with incredible ability. I think he is an absolute star."

Jay Bilas
 ESPN

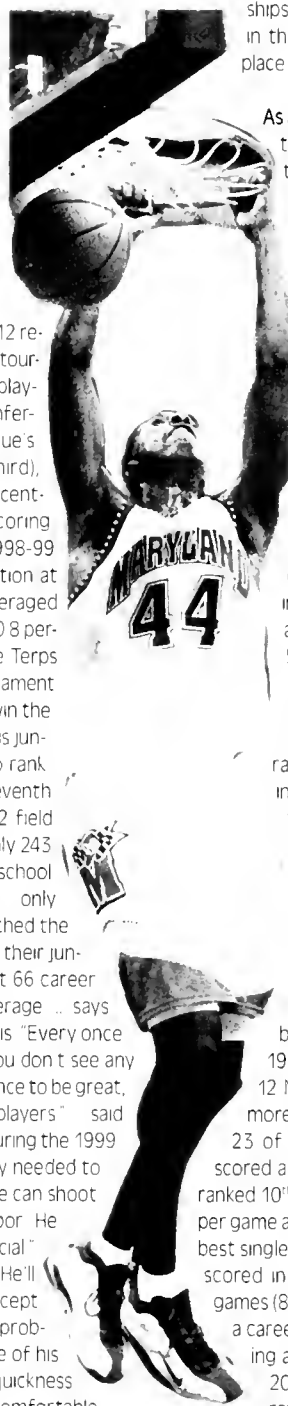
All-America Candidate

On Morris: An All-America candidate as one of the most versatile players in college basketball, an All-America honorable mention selection by the Associated Press and All-ACC first-team selection by the Atlantic Coast Sports Writers Association following his sensational sophomore season in 1999—only the fourth sophomore in school history to earn All-ACC first-team honors—finished fifth in the voting for ACC Player of the Year in 1999—a two-time All-ACC honoree.

first-team all-league as a sophomore and honorable mention all-freshman during his inaugural collegiate season—the only player in school history to record back-to-back double-doubles in points and rebounds in the NCAA Tournament—totaled 18 points and 10 rebounds against Valparaiso and 20 points and 12 rebounds against Creighton in the 1999 tournament—among the most versatile players in the ACC—he was the only conference player to finish among the league's top 10 in field-goal percentage (third), blocked shots (third), free-throw percentage (fourth), rebounds (eighth), scoring (10th) and steals (10th) during the 1998-99 season—all-tournament team selection at the Puerto Rico Shootout as he averaged 14.3 points, 8.7 rebounds and shot 70.8 percent from the field (17-of-24)—the Terps defeated AU Puerto Rico, NCAA Tournament participant UCLA and Pittsburgh to win the tournament championship—enters his junior season with 106 career blocks to rank sixth all-time at Maryland—ranks seventh all-time in school history with a .542 field goal shooting percentage—needs only 243 points to become the 35th player in school history to score 1,000 career points—only 14 players in school history have reached the 1,000-point plateau during or before their junior seasons—has 77 steals in his first 66 career games for a 1.2 steals per game average—says head coach Gary Williams about Morris: "Every once in a while you have a player where you don't see any ceiling to his game. Terence has a chance to be great, and I don't say that about a lot of players," said Valparaiso head coach Homer Drew during the 1999 NCAA Tournament. "We felt we really needed to control Morris. And we could not. He can shoot the three. He puts the ball on the floor. He gets to the rim. He is something special."—adds Wake Forest's Dave Odum: "He'll be Scottie Pippen-like in the NBA, except that he's taller"—presents matchup problems at the forward position because of his speed and quick footwork—uses his quickness to take players outside where he is comfortable

on defense and uses his foot speed to beat a post-up defender to his favorite spot on the floor—played internationally for the first time in his career prior to his sophomore season as a member of the Acropolis Cup team which represented the United States in Greece as a preliminary event to the 1998 World Championships—averaged 6.3 points and 4.0 rebounds in three games as the U.S. finished in second place in the tournament.

As a Sophomore: All-America honorable-mention selection and All-ACC first-team selection as he averaged a career-high 15.3 points and a career-high and team-leading 7.1 rebounds per game—joined former Terp All-Americans John Lucas, Tom McMillen and Joe Smith as the only Maryland sophomores to earn All-ACC honors—earned career highs in every statistical category as his total minutes nearly doubled—as a freshman Morris played 511 minutes and averaged 16.0 minutes played per game—as a sophomore Morris played 999 minutes and averaged 29.4 minutes played per game—led the Terps in rebounding (7.1 rpg) and blocked shots (2.3 bpg) while finishing second in scoring (15.3 ppg), field goal shooting (.551) and free throw shooting (.825)—among all-time Maryland sophomores, his 521 points ranks sixth-best, his 242 rebounds ranks tied for eighth, and his 15.3 points is 12th best—blocked a single-season career-high 77 shots in 1999 which ranks as the sixth-best single-season effort in school history—his 77 blocked shots is the second best single-season effort by a Maryland sophomore behind only Joe Smith's 97 blocked shots during the 1994-95 season—finished third in the ACC with a 2.3 blocked shots per game average—he blocked more shots (77) than Wake Forest did as a team (64) during the 1998-99 season—a career-high six blocked shots came at Virginia on Jan. 7, 1999—blocked five shots against then No. 12 North Carolina on Feb. 13—had three or more blocks in 17 games and multiple blocks in 23 of Maryland's 34 games (67.6 percent)—scored a single-season career-high 521 points and ranked 10th in the ACC with a career-high 15.3 points per game average—his 521 points ranked as the 21st-best single-season scoring effort in school history—scored in double figures in 28 of Maryland's 34 games (82.4 percent) and scored 20 or more points a career-best eight times—led the Terps in scoring a team and career-high 11 times—scored 20 or more points against three different ranked teams—ranked second on the team





P L A Y E R P R O F I L E S

and third in the ACC with a career-high 55.1 field goal shooting percentage ... shot 60 percent or better from the field 14 times during the season and reached the 70 percent plateau six times ... season-high .909 on 10-of-11 shooting from the field against DePaul on Dec. 7 ... scored a career-high 10 field goals in back-to-back games against DePaul (22 points) and then No. 5 Kentucky (26 points) ... finished fourth in the ACC with 196 field goals made ... ranked second on the team and fourth in the ACC with a career-high 825 free-throw shooting percentage ... hit a career-best 21 consecutive free throws in a seven-game stretch from Dec. 7 through Jan. 7 ... also hit 20 straight (from Jan. 10 through Feb. 6) and 15 consecutive (from Nov. 17 through Nov. 23) ... credited with a career-high 50 steals which tied for the 15th best single-season effort in school history and ranked him 10th in the ACC ... scored a career-high 104 free throws on a career-high 126 free throw attempts ... improved his free-throw shooting percentage by 13 percentage points from his freshman season (.825-.695 percent) ... only the 12th sophomore in school history to lead the Terps in rebounding with a career-high 7.1 rebounds per-game average in 1999 ... ranked eighth in ACC rebounding average ... more than doubled his per-game rebounding average from his freshman season (7.1-3.5) ... grabbed a career-high 16 rebounds as Maryland won at NC State on Feb. 10 ... his 16 rebounds ranked as the most by a Terp player during the 1998-99 season ... pulled down double-figure rebounds a career-high and team-leading six games ... his 12 defensive rebounds against the Wolfpack were the most by a Terp player during the season ... ranked seventh in the ACC with a 2.6 offensive rebounds per-game average ... more than doubled his assists (56-25) and blocked shots (77-29) while nearly doubling his steals totals (50-27) from his freshman season to his sophomore season ... improved on his statistical output and became more of a defensive stopper in the final 10 games of the 1998-99 season following the season-ending injury to starting center Obinna Ekezie on Feb. 9 ... averaged 8.1 rebounds, 2.6 blocked shots and 1.7 steals per game with Ekezie on the bench ... prior to Ekezie's injury, he had averaged 6.7 rebounds, 2.2 blocked shots and 1.4 steals per game in the first 24 games of the season ... was outstanding against North Carolina in the Smith Center on Jan. 13 ... scored 20 points on eight-of-12 shooting from the field with five rebounds and two blocks as the Terps won in Chapel Hill for the third time in four tries ... was seven-of-nine from the field with 16 total points in what head coach Gary Williams called "possibly the most important half we had from a player all year" ... scored his career high of 26 points at Kentucky on Dec. 5 and at Clemson on Jan. 24 ... his 26 points against Clemson included one of the most important baskets of the entire 1998-99 season ... in playing perhaps his best all-



around game as a collegian, Morris capped his performance as he swished an 18-foot jump shot from the right baseline with 14 seconds remaining in overtime to give the Terps an important 81-79 ACC road victory ... Morris came off a screen on Maryland's final possession of the game and hit the jumper on a pass from guard Terrell Stokes ... said Williams after the game "Terrence was open, but the shot was still hard considering the situation." ... Morris scored 12 of Maryland's first 19 points and had 18 points in the first 21 minutes of the game

As a Freshman: Honorable mention All-ACC Freshman Team selection ... averaged 7.4 points (fifth on the team) and 3.5 rebounds (fifth on the team) ... improved throughout the season as he adjusted from a "back to the basket" offensive position to a "facing the basket" position upon his arrival at Maryland ... he had been more of an inside player throughout his high school career and adapted his game to the perimeter as the Terps' 32-game season went on ... upped his averages in the second half of the season significantly as compared to the first 16 games of the season ... averaged 8.4 points, 3.8 rebounds, and 16.9 minutes per game while shooting 56.4 from the field (53-94) and 40.7 from 3-point range (11-27) in the final 16 games of the season as compared to 6.4 points, 3.3 rebounds and 15.1 minutes per game, 47.5 percent field-goal shooting (38-80) and 20.0 percent 3-point field goal shooting (two-of-10) in the first 16 games of the season ... an important part of Maryland's defensive success during the season as he spearheaded the Terps' 3-2 zone ... averaged 10.5 points and was one of five Terps to average in double figure scoring in the ACC Tournament ... on fire in the ACC Tournament with 21 total points when he shot 64.3 percent (nine-of-14) from the field ... shot a perfect five-of-five from the field ... scored seven consecutive points late in the first half as he helped ease Maryland into a 43-33 halftime lead ... scored on a slam dunk, a free throw, a tip-in and a lay-up — all in the span of 1:26 ... also played well against North Carolina in the semifinals ... scored six second-half points and three in overtime as the Terps took the Tar Heels to the limit ... also played well in his first career NCAA Tournament as he averaged 6.0 points and 2.07 rebounds ... was perfect from the field against Utah State in the first round, going three-for-three and scoring seven points ... also played well against Arizona, the No. 1 seed in the West region, with 11 points, two blocked shots and two steals ... his 11 points came in only 15 minutes played ... hit a pair of 3-point shots in the closing minutes of the game as he displayed his awesome potential to the nation during the

SIGNATURE GAMES

- Morris tied his career high of 26 points and scored the game-winning basket in overtime as Maryland defeated Clemson, 81-79 in overtime, on Jan. 24, 1999. His 26 points included one of the most important baskets of the 1998-99 season. He swished an 18-foot jump shot from the right baseline with 18 seconds remaining in overtime to give the Terps the victory. Morris took a pass from Terrell Stokes after coming off a screen and hit the shot over the Tiger defense. He scored 12 of Maryland's first 19 points of the game and had 18 points in the first 21 minutes of the game.
- Morris scored 17 points and grabbed a career-high 16 rebounds in leading Maryland past NC State, 63-50, on Feb. 10, 1999. He also added four blocks and two steals as Maryland played its first game without center Obinna Ekezie, who had ruptured the Achilles' tendon in his right foot the night before Maryland played in Raleigh.
- Morris scored his career high of 26 points against Kentucky on Dec. 12, 1998 at Rupp Arena. He grabbed six rebounds, had three steals and blocked one shot. He scored a career-high 10 field goals and was perfect (five-of-five) from the free throw line.
- Morris displayed his awesome potential to the nation in the NCAA Tournament as he scored 11 points, blocked two shots and had two steals in only 11 minutes against Arizona on March 19, 1998. He hit a pair of 3-point shots in the second half as Maryland climbed back in to the nationally televised game.

Terrence Morris
#44

CAREER HIGHS

PTS	26	at Kentucky (12-12-98) at Clemson (1-24-99)
FGM	10	vs DePaul (12-7-98) at Kentucky (12-12-98)
FGA	18	at Kentucky (12-12-98)
FG%	100.0	vs Utah State (3-12-98) vs Georgia Tech (3-6-98) at NC State (1-10-98)
3FGM	4	at North Carolina (2-14-98)
3FGA	8	vs North Carolina (3-6-99)
3FG%	100.0	vs. eight teams (last vs Virginia 2-6-99)
FTM	9	at Florida State (2-27-99)
FTA	12	at Florida State (2-27-99)
FT%	100.0	vs 22 teams (last vs St. John's 3-18-99)
OR	5	vs Florida State (1-27-99) vs Valparaiso (3-18-99)
DR	12	at NC State (2-10-99)
REBS	16	at NC State (2-10-99)
AST	5	vs Creighton (3-13-99)
BLK	6	vs Virginia (1-7-99)
STL	4	at Georgia Tech (1-19-99)
MIN	40	at Clemson (1-24-99)

MARYLAND

PLAYER PROFILES

nationally televised game helped the Terps win at NC State for the fourth consecutive time on Jan. 10 as he played well both offensively and defensively tied the game with a three-point play with 14:10 remaining in the second half and was placed at the top of the Terps' 3-2 zone which neutralized the Wolfpack's 3-point shooting prowess head coach Gary Williams went to the 3-2 zone with Morris at the point on the play right before Morris' three-point play Maryland outscored NC State, 15-1, over the next five minutes ... Morris was the key to the zone with his 6-foot-8 wingspan designed to disrupt the Wolfpack's outside shooters . "In the zone, my job is to contest shots and defend the passes out on top . It gave our opponent a different look," Morris said after the win over NC State Williams used the zone with Morris at the point throughout the remainder of the season and it achieved great success . was outstanding in his first career game against the nation's No. 1 team, North Carolina . scored 10 points, including three in overtime, and blocked two shots to help lead the Terps to the victory . scored on a "raise the roof" alley-oop dunk off an assist from Sarunas Jasikevicius which tied the game at 80 with 3:40 remaining in the extra session added a free throw with 50.6 seconds remaining in overtime to put Maryland up 85-82 . played the final 4:01 of the overtime in helping the Terps' smothering defense hold the Tar Heels to seven total points and holding National Player-of-the-Year Antawn Jamison to one point . continued his torrid play with 13 points in 16 minutes as the Terps beat Georgia Tech in Atlanta on Jan. 21 . scored six second-half points which allowed Maryland to take as much as a nine-point lead . his 13 points against the Jackets came on a night when several Terp starters struggled with foul trouble . scored his ACC season high of 16 points against North Carolina in Chapel Hill . he shot six-of-12 from the field and four-of-six from the 3-point line to lead the Terps in scoring for the first time during his career . his four 3-point shots made against the Tar Heels ranks as his career best . helped spur Maryland's near miraculous comeback against Wake Forest on Feb. 19 . played 13 second-half minutes including the majority of the final five minutes . re-entered the game with the Terps down by 15 with 4:57 remaining and helped put the Terps in position to tie the contest . hit a long jumper with 1:36 remaining to pull Maryland within 10 at 73-63 . forced a Wake Forest turnover which led directly to a Laron Profit 3-point shot that brought the Terps within 80-73 with 3:78 seconds remaining . scored on a follow-up dunk with 31.4 seconds remaining to pull the Terps within five . stole the ensuing inbound pass and scored on a bank shot to bring the score to 80-77 with 26.1 seconds remaining . the Demon Deacons won the game, 83-79 . scored 11 points in only his fourth collegiate game against Florida International and hit the 20-point plateau on Dec. 22 against UNC-Asheville . a career-high three steals came against Fairleigh Dickinson and UNC-Asheville, while his career high of three blocked shots came in the season opener against South Carolina . blocked at least one shot in the first 10 games of the season and had five blocked shots in three games against North Carolina .

At Thomas Johnson: An All-America second-team selection and the eighth-best collegiate prospect in the

GAME-BY-GAME STATISTICS																	
		1998-99															
Date	Opponent	G-GS	Min.	FG-A	Pct.	3FG-A	Pct.	FT-A	Pct.	O-D	Tot	PF	A TO	B	S	Pts	
N14	Western Carolina	1-1	20	7-11	.636	2-3	.667	0-1	.000	2-2	4	2	0	1	0	2	16
N17	UMBC	1-1	27	6-11	.545	1-1	1.000	6-6	1.000	3-3	6	2	2	3	4	2	19
N20	Hofstra	1-1	24	7-12	.583	1-3	.333	7-7	1.000	4-4	8	2	0	1	3	0	22
N23	Duquesne	1-1	29	7-9	.778	0-1	.000	4-5	.800	1-5	6	1	1	2	2	1	18
N26	AU Puerto Rico	1-1	20	4-6	.667	0-0	.000	4-6	.667	4-3	7	1	1	0	0	0	12
N27	# 10 UCLA	1-1	33	9-12	.750	1-1	1.000	3-4	.750	4-7	11	3	3	4	2	3	22
N28	Pittsburgh	1-1	20	4-6	.667	0-0	.000	1-2	.500	3-5	8	5	2	2	1	1	9
D3	Wake Forest	1-1	23	6-8	.750	2-2	1.000	1-2	.500	1-2	3	2	3	1	3	2	15
D6	# 5 Stanford	1-1	34	4-7	.571	1-1	1.000	2-4	.500	1-4	5	1	3	2	3	2	11
D7	DePaul	1-1	31	10-11	.909	0-0	.000	2-2	1.000	4-2	6	1	1	1	1	1	22
D12	# 5 Kentucky	1-1	34	10-18	.556	1-3	.333	5-5	1.000	2-4	6	3	0	2	1	3	26
D19	Princeton	1-1	27	3-5	.600	0-2	.000	3-3	1.000	2-2	4	3	2	2	1	2	9
D23	North Texas	1-1	21	2-5	.400	0-0	.000	3-3	1.000	1-8	9	1	0	1	3	1	7
D27	S. Carolina State	1-1	24	5-9	.556	0-0	.000	4-4	1.000	2-5	7	3	3	3	0	0	14
J3	# 2 Duke	1-1	28	7-15	.467	0-2	.000	2-2	1.000	4-5	9	3	1	3	1	1	16
J7	Virginia	1-1	32	5-8	.625	0-1	.000	7-10	.700	2-2	4	2	1	3	6	0	17
J10	NC State	1-1	20	4-9	.444	0-2	.000	2-2	1.000	2-4	6	1	0	1	3	3	10
J13	# 7 N. Carolina	1-1	36	8-12	.667	0-1	.000	4-4	1.000	2-3	5	3	0	2	2	1	20
J19	Georgia Tech	1-1	34	9-15	.600	0-2	.000	2-2	1.000	4-6	10	2	2	1	2	4	20
J24	Clemson	1-1	40	9-12	.750	3-5	.600	5-5	1.000	2-3	5	2	2	2	1	0	26
J27	Florida State	1-1	31	6-7	.857	0-0	.000	4-4	1.000	5-1	6	1	4	3	0	2	16
J31	Wake Forest	1-1	33	6-16	.375	3-7	.429	0-0	.000	4-7	11	4	0	5	2	1	15
F3	# 2 Duke	1-1	25	3-9	.333	1-3	.333	0-0	.000	2-5	7	4	0	5	4	0	7
F6	Virginia	1-1	29	6-7	.857	1-1	1.000	3-3	1.000	3-5	8	2	1	0	3	1	16
F10	NC State	1-1	36	7-12	.583	0-2	.000	3-4	.750	4-12	16	1	0	3	4	2	17
F13	#10 N. Carolina	1-1	32	5-13	.385	2-5	.400	2-2	1.000	4-5	9	3	2	2	5	1	14
F21	Georgia Tech	1-1	29	6-12	.500	1-3	.333	0-0	.000	3-3	6	1	3	1	2	2	13
F24	Clemson	1-1	29	3-9	.333	2-5	.400	4-6	.667	1-5	6	3	3	1	3	0	12
F27	Florida State	1-1	34	3-9	.333	1-3	.333	9-12	.750	1-6	7	3	3	1	3	2	16
M5	Florida State (ACC)	1-1	26	2-10	.200	0-1	.000	1-2	.500	2-1	3	2	2	2	3	3	5
M6	#15 N. Carolina (ACC)	1-1	31	5-13	.385	2-8	.250	0-0	.000	2-6	8	2	2	1	0	1	12
M11	Valparaiso (NCAA)	1-1	34	8-15	.533	0-1	.000	2-4	.500	5-5	10	2	3	0	0	0	18
M13	Creighton (NCAA)	1-1	36	6-11	.546	1-4	.250	7-8	.875	1-11	12	3	5	4	3	3	20
M18	#8 St. John's (NCAA)	1-1	37	3-10	.300	1-3	.333	2-2	1.000	1-3	4	5	1	2	3	3	9

nation by Bob Gibbons following his senior season . a fourth team All-American by Parade Magazine following his senior season . also named as the 31st best prep player in the nation by Parade . rated as the 25th best high school player in the nation by The Sporting News . averaged 19.5 points, 12.9 rebounds, 5 blocked shots and 3.9 assists in leading Thomas Johnson to a 22-5 record his senior season . scored 1,509 points during his 79-game career for a 19.1 career points per game average . grabbed 1,028 career rebounds for a 13.0 rebounds per game average during his prep career . shot 62.7 percent (592-944) from the field during his career . played for the Capital All-Star team in the Capital Classic at USAirways Arena following his senior season and scored a team-high 20 points, grabbed a team-high 10 rebounds and blocked a team-high three shots . shot eight of 10 from the field including three-of-three from 3-point range . played in the Magic Johnson Roundball Classic at the Palace of Auburn Hills where he scored 12 points on a perfect five-of-five shooting from the field . named to the all-tournament team at the Charlie Weber AAU Invitational which was held in Cole Field House prior to the start of his senior season . averaged nearly 20 points per game as he led his team to the tournament semifinals . scored 24 points, grabbed 15 rebounds and blocked five shots in the semifinals of the tournament . averaged 24 points per game at the Herndon Shootout at Catholic University prior to his senior season . named as the Frederick County Player of the Year as a junior and senior . beat out Nate James of Duke as the County Player of the Year as a junior ... the unanimous selection for area

Player of the Year honors as a senior . averaged 21.4 points and 13.8 rebounds as a junior . averaged 19 points and 13 rebounds while shooting 76 percent from two-point range and 36 of 79 from 3-point range during his first two varsity seasons . pre-season All-America third-team by Street and Smith's prior to his senior season . named as the 12th-best forward/center by the Aidias Recruiting Service entering his senior season . an intimidating shot blocker, he set a tournament record of 30 blocks at the Galaxo Wellcome U.S. Challenge in Raleigh, N.C., during his senior season ... named the Outstanding Player of the Tournament as he scored 66 points and grabbed 41 rebounds in three games . earned the "Outstanding" title despite Thomas Johnson's third-place finish in the tournament ... his 30 blocks broke the previous tournament record which had been held by current NBA player Shawn Bradley . scored a triple-double of 24 points, 12 rebounds and 11 assists against Raleigh's Athens Drive High School ... the tournament was played at NC State's famed Reynolds Coliseum . scored 20 points and pulled down 17 rebounds in the first game of the tournament against Oak Hill (Va.) Academy ... outplayed current NBA player Tim Thomas as a junior during the Charm City Classic in Baltimore . Morris outscored Thomas 23-22 and outrebounded him 15-4 in the only head-to-head meeting between the players in earning game MVP honors . an all-area selection as a starter on the Thomas Johnson varsity as a sophomore and averaged 17.0 points and 12.9 rebounds per game



P L A Y E R P R O F I L E S

Personal: Born Jan 11, 1979 his full name is Terence Darea Morris the oldest of seven children (four younger brothers and two younger sisters) has lived his entire life in the state of Maryland. Terence is the son of Roxanne Bright... major is art studio



G A M E - B Y - G A M E S T A T I S T I C S																	
1 9 9 7 - 9 8																	
Date	Opponent	G-GS	Min.	FG-A	Pct.	3FG-A	Pct.	FT-A	Pct.	O-D	Tot	PF	A	T O	B	S	Pts
N14	# 7 South Carolina	1-0	22	1-5	.200	1-2	.500	0-0	.000	2-2	4	2	0	1	3	1	3
N18	Fairleigh Dickinson	1-0	15	4-8	.500	0-2	.000	0-1	.000	3-1	4	1	0	2	1	3	8
N22	Mt. St. Mary's	1-0	19	3-6	.750	0-0	.000	3-4	.750	1-5	6	0	2	1	1	0	9
N25	Fla. International	1-0	17	4-6	.667	0-0	.000	3-4	.750	1-2	3	1	2	0	1	2	11
D4	# 17 Clemson	1-0	20	3-5	.600	0-1	.000	0-0	.000	0-2	2	3	1	3	0	0	6
D7	# 2 Kansas	1-0	16	1-4	.250	0-1	.000	1-2	.500	3-1	4	1	0	2	1	1	3
D8	Geo. Washington	1-0	10	0-1	.000	0-1	.000	3-4	.750	0-4	4	2	1	0	1	0	3
D13	UMBC	1-0	17	3-7	.429	0-0	.000	1-2	.500	3-3	6	2	2	3	1	2	7
D22	UNC-Asheville	1-0	17	6-7	.857	0-0	.000	8-10	.800	3-2	5	3	1	1	1	3	20
D27	UNC-Wilmington	1-0	9	2-4	.500	0-1	.000	2-2	.500	0-3	3	4	1	2	1	0	6
D30	Missouri	1-0	9	1-3	.333	0-0	.000	1-2	.500	1-0	1	2	0	2	0	1	3
J3	# 2 Duke	1-0	17	1-4	.250	0-0	.000	0-0	.000	1-2	3	5	3	6	2	1	2
J7	# 13 Florida State	1-0	7	2-6	.333	0-0	.000	0-0	.000	2-0	2	0	0	0	0	0	4
J10	NC State	1-0	11	1-1	1.000	0-0	.000	1-1	1.000	0-1	1	0	1	0	0	0	3
J14	# 1 N. Carolina	1-0	18	4-5	.800	1-1	1.000	1-3	.333	0-1	1	2	0	2	2	0	10
J17	Wake Forest	1-0	17	2-8	.250	0-1	.000	0-0	.000	3-1	4	2	0	1	0	0	4
J21	Georgia Tech	1-0	16	5-9	.556	1-1	1.000	2-2	1.000	3-1	4	3	1	0	0	1	13
J24	# 23 Clemson	1-0	13	2-5	.400	1-2	.500	2-2	1.000	1-0	1	0	1	1	1	0	7
J29	# 1 Duke	1-0	19	2-5	.400	0-1	.000	8-10	.800	3-7	10	3	0	2	0	0	12
F1	Virginia	1-0	19	4-7	.571	0-0	.000	0-0	.000	2-4	6	0	1	0	0	1	8
F7	Florida State	1-0	19	4-5	.800	0-1	.000	2-2	1.000	1-1	2	1	0	0	0	0	10
F11	NC State	1-0	15	1-2	.500	0-0	.000	0-2	.000	2-0	2	0	0	4	1	1	2
F14	# 1 N. Carolina	1-0	24	6-12	.500	4-6	.667	0-0	.000	2-3	5	1	0	1	1	2	16
F19	Wake Forest	1-0	24	6-7	.857	0-1	.000	0-0	.000	1-5	6	2	3	3	0	2	12
F21	Georgia Tech	1-0	16	3-6	.500	0-1	.000	1-2	.500	1-5	3	0	1	0	0	0	7
F24	Virginia	1-0	19	2-5	.400	0-1	.000	0-0	.000	0-4	4	2	0	0	2	1	4
F28	Temple	1-0	10	2-3	.667	0-1	.000	0-0	.000	0-1	1	1	1	1	1	0	4
M6	Georgia Tech (ACC)	1-0	12	5-5	1.000	1-1	1.000	1-1	1.000	2-1	3	1	0	2	1	1	12
M7	# 4 N. Carolina (ACC)	1-0	25	4-9	.444	1-4	.000	0-1	.000	3-2	5	4	1	1	2	2	9
M12	Utah State (NCAA)	1-0	16	3-3	1.000	0-0	.000	1-2	.500	2-2	4	5	1	1	2	0	7
M14	# 23 Illinois (NCAA)	1-0	8	0-3	.000	0-1	.000	0-0	.000	0-0	0	0	1	0	0	0	0
M19	# 4 Arizona (NCAA)	1-0	15	4-8	.500	3-6	.500	0-0	.000	1-1	2	1	1	3	2	2	11

C A R E E R S T A T I S T I C S

YEAR	G-GS	FG-FGA	.PCT	\-3-POINT-\		FT-FTA	.PCT	PTS-AVG	OFF REB	DEF REB	TOT REB-AVG	PF-D	AST	TO	BLK	STL	MIN
				FG-FGA	.PCT												
1998-99	34-34	195-354	.551	27-76	.355	104-126	.825	521-15.3	88	154	242-71	79-2	56	67	77	50	999
1997-98	32-0	91-174	.523	13-37	.351	41-59	.695	236-7.4	47	66	113-3.5	57-2	25	46	29	27	511
CAREER	66-34	286-528	.542	40-113	.354	145-185	.784	757-11.5	135	220	355-5.4	136-4	81	113	106	77	1,510

A C C S T A T I S T I C S

YEAR	G-GS	FG-FGA	.PCT	\-3-POINT-\		FT-FTA	.PCT	PTS-AVG	OFF REB	DEF REB	TOT REB-AVG	PF-D	AST	TO	BLK	STL	MIN
				FG-FGA	.PCT												
1998-99	16-16	93-173	.538	16-44	.364	48-58	.828	250-15.6	44	74	118-7.4	37-0	25	34	44	22	491
1997-98	16-0	48-92	.522	7-17	.412	17-24	.708	120-7.5	22	36	58-3.6	27-1	11	24	10	9	274
CAREER	32-16	141-265	.532	23-61	.377	65-82	.793	370-11.6	66	110	176-5.5	64-1	36	58	54	31	765

N C A A T O U R N A M E N T S T A T I S T I C S


YEAR	G-GS	FG-FGA	.PCT	\-3-POINT-\		FT-FTA	.PCT	PTS-AVG	OFF REB	DEF REB	TOT REB-AVG	PF-D	AST	TO	BLK	STL	MIN
				FG-FGA	.PCT												
1998-99	3-3	17-36	.472	2-8	.250	11-14	.786	47-15.7	7	19	26-8.7	10-1	9	6	6	6	107
1997-98	3-0	7-14	.500	3-7	.429	1-2	.500	18-6.0	3	3	6-2.0	6-1	3	4	4	2	39
CAREER	6-3	24-50	.480	5-15	.333	12-16	.750	65-10.8	10	22	32-5.3	16-2	12	10	10	8	146

C A R E E R S T A T I S T I C S V S . A C C T E A M S

Team	G-GS	FG-FGA	.PCT	\-3-POINT-\		FT-FTA	.PCT	PTS-AVG	OFF REB	DEF REB	TOT REB-AVG	PF-D	AST	TO	BLK	STL	MIN
				FG-FGA	.PCT												
Clemson	4-2	17-31	.548	6-13	.461	11-13	.846	51-12.8	4	10	14-3.5	7-0	7	7	6	0	102
Duke	4-2	13-33	.394	1-6	.167	10-12	.833	37-9.3	10	19	29-7.3	15-0	4	16	7	2	89
Florida State	5-3	17-37	.459	1-5	.200	16-20	.800	51-10.2	11	9	20-4.0	7-0	9	6	6	7	117
Georgia Tech	5-2	28-47	.596	3-8	.375	6-7	.857	65-13.0	13	15	28-5.6	10-0	6	5	5	8	107
North Carolina	6-3	32-64	.500	10-23	.435	7-10	.700	81-13.5	11	18	29-4.8	15-0	5	9	12	7	166
NC State	4-2	13-24	.542	0-4	.000	6-9	.667	32-8.0	8	17	25-6.3	2-0	1	9	8	6	82
Virginia	4-2	17-27	.630	1-3	.333	10-13	.769	45-11.3	7	15	22-5.5	6-0	3	3	11	3	99
Wake Forest	5-2	28-54	.519	5-13	.385	1-2	.500	62-12.4	15	17	32-6.4	14-0	7	8	9	3	122

A C R O P O L I S C U P T O U R N A M E N T I N A T H E N S , G R E E C E (J U L Y 1 9 - 2 2 , 1 9 9 8)

Team	G-GS	FG-FGA	.PCT	\-3-POINT-\		FT-FTA	.PCT	PTS-AVG	OFF REB	DEF REB	TOT REB-AVG	PF-D	AST	TO	BLK	STL	MIN
				FG-FGA	.PCT												
Poland	1-0	3-7	.429	1-3	.333	1-2	.500	8-8.0	2	3	5-5.0	0-0	2	2	0	1	16
Japan	1-0	4-8	.500	1-3	.333	0-0	.000	9-9.0	2	2	4-4.0	3-0	2	0	3	1	19
Greece	1-0	1-3	.333	0-0	.000	0-0	.000	2-2.0	3	0	3-3.0	0-0	0	1	1	1	15
TOTALS	3-0	8-18	.444	2-6	.333	1-2	.500	19-6.3	7	5	12-4.0	3-0	4	3	4	3	50



20

Matt Hahn

Senior • Guard
6-0 • 162
Columbia, Md.
Atholton

SIGNATURE GAMES

- Hahn scored his career high of five points on a perfect one-for-one shooting performance from the field as Maryland defeated Mt. St. Mary's, 102-74 on Nov. 22, 1997
- Hahn scored two points and added a career-high three assists in four minutes of play as the Terps defeated North Texas on Dec. 23, 1998. He grabbed his career high of two defensive rebounds

CAREER HIGHS

PTS	5	vs Mt. St. Mary's (11-22-97)
FGM	1	vs six teams (last at Georgia Tech 2-21-99)
FGA	2	vs three teams (last vs UNC-Wilmington, 12-27-97)
FC%	100.0	vs four teams (last vs Georgia Tech 2-21-99)
3FGM	1	vs UNC-Asheville (12-22-97)
3FGA	2	vs UNC-Asheville (12-22-97) vs UNC-Wilmington (12-27-97)
3FC%	50.0	vs UNC-Asheville (12-22-97)
FTM	3	vs Mt. St. Mary's (11-22-97) vs Florida International (11-25-97)
FTA	4	vs Western Carolina (11-14-98) vs Mt. St. Mary's (11-22-97) vs Florida International (11-25-97)
FT%	100.0	vs Lafayette (12-23-96) (2-2)
OR	1	vs Valparaiso (3-11-99)
DR	2	vs North Texas (12-23-98)
REBS	2	vs North Texas (12-23-98)
AST	3	vs AU Puerto Rico (11-26-98) vs North Texas (12-23-98)
STL	2	vs NC State (1-10-99)
MIN	6	vs NC State (1-10-99)

On Hahn: A three-year varsity letterwinner who will add depth to Maryland's backcourt returns as Maryland's lone senior and will play a valuable leadership role both on the court and in the locker room. He has seen his playing time increase over the course of each of his three years in the program. He has worked on every part of his game and continues to be one of the team's hardest workers. A member of three NCAA Tournament teams at Maryland who has helped the Terps advance to a pair of "Sweet 16" appearances with his hard work in practice. Maryland is 27-2 (and has won 18 consecutive games) over the course of his career during games in which he has earned playing time.

As a Junior: Played in a career-high 14 games and established career highs in nearly every statistical category. He earned more minutes as a junior (43) than he did during his freshman and sophomore seasons combined (32). He established career highs for games played (14), field goals made (three), field goal percentage (.750), free throws attempted (nine), offensive rebounds (one), defensive rebounds (five), total rebounds (six), assists (13), steals (two) and minutes played (43). He scored two or more points in a career-high four games. He played his career high of six minutes as Maryland defeated NC State on Jan. 10 in Cole Field House. He scored two points and was credited with a career-high two steals as the Terps defeated the Wolfpack. He tied his career high with four ACC appearances for a total of 14 minutes. In addition to NC State, he also earned playing time against Wake Forest (four minutes), Georgia Tech (three minutes) and at Florida State (one minute). His career high of three assists came against AU Puerto Rico in the first round of the 1998 Puerto Rico Shootout and in Maryland's victory over North Texas in Cole Field House. His previous career high had been one assist on several occasions. He recorded multiple assists in a career-high four games. He was a perfect two-for-two from the field against ACC teams. He scored two points each against NC State and Georgia Tech. His two assists against NC State is his career high for assists against an ACC team. He scored the first ACC Tournament point of his career against Florida State in the 1999 quarterfinal round victory by the Terps. He grabbed his career high of two rebounds against North Texas. He earned playing time in the NCAA Tournament for the first time as Maryland defeated Valparaiso in the first round of the 1999 tournament. He played the final two minutes of the Terps' 82-60 victory over the Crusaders.

As a Sophomore: Played in 11 games, nearly triple the amount he played during his freshman season, and averaged 1.0 points per game. He established career highs for 3-point field goals made (one), free throws made (six) and free-throw percentage (.750). He scored his ca-

reer high of five points against Mt. St. Mary's in Cole Field House on Nov. 22. His five points against the Mount came on three-of-four shooting from the free-throw line and a perfect one-of-one from the field. He scored his first career 3-point shot as Maryland defeated UNC-Asheville on Dec. 22. He was three-for-four from the line in his first two appearances of the season against Mt. St. Mary's and Florida International on Nov. 25. His six free throws made and eight free throws attempted in his first two appearances of the season were more than he had made and attempted during his entire freshman season. He shot 7/50 from the free-throw line for the season. He played his season high of five minutes and scored three points against UNC-Asheville. He scored three points or more on three different occasions (Mt. St. Mary's, Florida International and UNC-Asheville). He was credited with four assists - one each against Florida International, UNC-Wilmington, Duke and Temple. His assist against Temple in the Baltimore Arena was of the sensational behind-the-back highlight film variety which resulted in a slam dunk by Terence Morris. He played in four ACC regular season games and Maryland's ACC Tournament quarterfinal-round victory over Georgia Tech in Greensboro, N.C.

As a Freshman: Played in four games during the season while scoring four total points. His season high of two points came during the season opener against Howard on Nov. 26 and on Dec. 23 against Lafayette. He scored his first career field goal against Howard as the Terps won in Cole Field House. He was a perfect two-for-two from the free-throw line against Lafayette. He recorded his first career rebound against Howard, his first career assist against Chicago State and his first career steal against Penn. In a game played in the Baltimore Arena, he played a season high of two minutes in each of the four games in which he appeared - Howard, Chicago State, Lafayette and Penn. Maryland was undefeated (4-0) in the games in which Hahn appeared.

At Atholton: An All-Howard County second-team honoree by the *Baltimore Sun* and the *Columbia Flier* following his senior season as he averaged 13.6 points and shot 42.3 percent from the field in 21 games. He led the county in 3-point shots made (58) and free-throw percentage (.820). He made an incredible 62-of-76 free-throw attempts his senior season. He was the county's sixth-leading scorer as a senior. He participated in the Charm City (Baltimore) Super 50 Tournament and was a member of the championship team following his junior year. He helped lead Atholton to a pair of county championships on the varsity level and one on the junior varsity level. He was tri-



P L A Y E R P R O F I L E S

captain of the varsity his senior season and co-captain of the junior varsity his sophomore season ... the varsity averaged nearly 18 wins a season in his two years on the squad.

Scholar Athlete Award ... was an honorable mention Maryland distinguished scholar his senior year ... was a ballboy at Maryland basketball games in Cole Field House and at Ohio University before entering high school

would like to be a television or radio sportscaster or newspaper sportswriter ... major is journalism ... interned at WUSA-TV (Channel 9 in Washington, D.C.) during his senior year

Personal: He was born Feb. 27, 1978 ... Matt is the son of Billy and Kathy Hahn ... has a sister, Ashley (16) ... All-Howard County first-team academic selection as a senior and a second-team selection as a junior ... a four-time recipient of the Maryland Athletic Association's



G A M E - B Y - G A M E S T A T I S T I C S

1 9 9 8 - 9 9																
Date	Opponent	G-GS	Min.	FG-A	Pct.	3FG-A	Pct.	FT-A	Pct.	O-D	Tot	PF	A TO B	S Pts		
N14	Western Carolina	1-0	3	0-1	.000	0-0	.000	2-4	.500	0-1	1	0	0	0	2	
N17	UMBC	1-0	4	0-0	.000	0-0	.000	1-2	.500	0-0	0	0	0	0	1	
N20	Hofstra	1-0	2	0-0	.000	0-0	.000	0-0	.000	0-1	1	0	2	1	0	0
N23	Duquesne	1-0	2	0-0	.000	0-0	.000	0-0	.000	0-0	0	0	1	0	0	0
N26	AU Puerto Rico	1-0	4	0-0	.000	0-0	.000	0-0	.000	0-0	0	0	3	1	0	0
N28	Pittsburgh	1-0	4	0-0	.000	0-0	.000	0-0	.000	0-0	1	0	4	0	0	0
D3	Wake Forest	1-0	4	0-0	.000	0-0	.000	0-1	.000	0-1	1	0	0	0	0	0
D19	Princeton	1-0	1	0-0	.000	0-0	.000	0-0	.000	0-0	0	0	0	0	0	0
D23	North Texas	1-0	4	1-1	1.000	0-0	.000	0-0	.000	0-2	2	0	3	0	0	2
J10	NC State	1-0	6	1-1	1.000	0-0	.000	0-0	.000	0-0	0	0	2	1	0	2
F21	Georgia Tech	1-0	3	1-1	1.000	0-0	.000	0-0	.000	0-0	0	0	1	0	0	2
F27	Florida State	1-0	1	0-0	.000	0-0	.000	0-0	.000	0-0	0	0	0	0	0	0
M5	Florida State (ACC)	1-0	3	0-0	.000	0-0	.000	1-2	.500	0-0	0	0	1	1	0	1
M11	Valparaiso (NCAA)	1-0	2	0-0	.000	0-0	.000	0-0	.000	1-0	1	0	0	0	0	0

1 9 9 7 - 9 8																
Date	Opponent	G-GS	Min.	FG-A	Pct.	3FG-A	Pct.	FT-A	Pct.	O-D	Tot	PF	A TO B	S Pts		
N22	Mt. St. Mary's	1-0	2	1-1	1.000	0-0	.000	3-4	.750	0-0	0	0	0	0	5	
N25	Florida International	1-0	4	0-1	.000	0-0	.000	3-4	.750	0-0	0	1	1	1	0	3
D13	UMBC	1-0	3	0-2	.000	0-0	.000	0-0	.000	0-0	0	0	0	0	1	0
D22	UNC-Asheville	1-0	5	1-2	.500	1-2	.500	0-0	.000	0-0	0	0	0	1	0	3
D27	UNC-Wilmington	1-0	2	0-2	.000	0-2	.000	0-0	.000	0-0	0	0	1	0	0	0
J3	# 2 Duke	1-0	2	0-0	.000	0-0	.000	0-0	.000	0-0	0	0	0	0	0	0
J29	# 1 Duke	1-0	2	0-0	.000	0-0	.000	0-0	.000	0-0	0	0	1	0	0	0
F11	NC State	1-0	1	0-0	.000	0-0	.000	0-0	.000	0-0	0	0	0	0	0	0
F21	Georgia Tech	1-0	1	0-0	.000	0-0	.000	0-0	.000	0-0	0	0	0	0	0	0
F28	Temple	1-0	1	0-0	.000	0-0	.000	0-0	.000	0-0	0	0	1	0	0	0
M6	Georgia Tech (ACC)	1-0	1	0-0	.000	0-0	.000	0-0	.000	0-0	0	0	0	0	0	0

1 9 9 6 - 9 7																
Date	Opponent	G-GS	Min.	FG-A	Pct.	3FG-A	Pct.	FT-A	Pct.	O-D	Tot	PF	A TO B	S Pts		
N26	Howard	1-0	2	1-2	.500	0-0	.000	0-1	.000	0-1	1	1	0	0	2	
D2	Chicago State	1-0	2	0-0	.000	0-0	.000	0-0	.000	0-0	0	0	0	1	0	0
N23	Lafayette	1-0	2	0-0	.000	0-0	.000	2-2	.000	0-0	0	0	0	0	0	2
J21	Penn	1-0	2	0-0	.000	0-0	.000	0-0	.000	0-0	0	0	0	0	1	0

C A R E E R S T A T I S T I C S

YEAR	G-GS	FG-FGA	PCT	\--3-POINT--\		FT-FTA	PCT	PTS-AVG	OFF REB	DEF REB	TOT REB-AVG	PF-D	AST	TO	BLK	STL	MIN
				FG-FGA	PCT												
1998-99	14-0	3-4	.750	0-0	.000	4-9	.444	10-0.7	1	5	6-0.4	1-0	13	3	0	2	43
1997-98	11-0	2-8	.250	1-5	.200	6-8	.750	11-1.0	0	0	0-0.0	1-0	4	2	0	1	24
1996-97	4-0	1-2	.500	0-0	.000	2-3	.667	4-1.0	0	1	1-0.3	1-0	1	0	0	1	8
CAREER	29-0	6-14	.429	1-5	.200	12-20	.600	25-0.9	1	6	7-0.2	3-0	18	10	0	4	75

A C C S T A T I S T I C S


YEAR	G-GS	FG-FGA	PCT	\--3-POINT--\		FT-FTA	PCT	PTS-AVG	OFF REB	DEF REB	TOT REB-AVG	PF-D	AST	TO	BLK	STL	MIN
				FG-FGA	PCT												
1998-99	4-0	2-2	1.000	0-0	.000	0-1	.000	4-1.0	0	1	1-0.3	0-0	3	1	0	2	14
1997-98	4-0	0-0	.000	0-0	.000	0-0	.000	0-0.0	0	0	0-0.0	0-0	1	0	0	0	6
CAREER	8-0	2-2	1.000	0-0	.000	0-1	.000	4-0.5	0	1	1-0.1	0-0	4	1	0	2	20

N C A A T O U R N A M E N T S T A T I S T I C S

YEAR	G-GS	FG-FGA	PCT	\--3-POINT--\		FT-FTA	PCT	PTS-AVG	OFF REB	DEF REB	TOT REB-AVG	PF-D	AST	TO	BLK	STL	MIN
				FG-FGA	PCT												
1998-99	1-0	0-0	.000	0-0	.000	0-0	.000	0-0.0	1	0	1-1.0	0-0	0	0	0	0	2
CAREER	1-0	0-0	.000	0-0	.000	0-0	.000	0-0.0	1	0	1-1.0	0-0	0	0	0	0	2

C A R E E R S T A T I S T I C S V S A C C T E A M S

Team	G-GS	FG-FGA	PCT	\--3-POINT--\		FT-FTA	PCT	PTS-AVG	OFF REB	DEF REB	TOT REB-AVG	PF-D	AST	TO	BLK	STL	MIN
				FG-FGA	PCT												
Duke	2-0	0-0	.000	0-0	.000	0-0	.000	0-0.0	0	0	0-0.0	0-0	1	0	0	0	4
Florida State	2-0	0-0	.000	0-0	.000	1-2	.500	1-0.5	0	0	0-0.0	0-0	1	1	0	0	4
Georgia Tech	1-0	1-1	1.000	0-0	.000	0-0	.000	0-0.0	0	0	0-0.0	0-0	1	0	0	0	3
NC State	2-0	1-1	1.000	0-0	.000	0-0	.000	2-1.0	0	0	0-0.0	0-0	2	1	0	2	7
Wake Forest	2-0	0-0	.000	0-0	.000	0-2	0.000	0-0.0	0	2	2-1.0	0-0	0	0	0	0	8



21

LaRon Cephas

R-Junior • Forward
6-7 • 223
Wilmington, Del.
The Sanford School

SIGNATURE GAMES

- Cephas scored his career high of seven points in only six minutes of playing time against NC State on Jan. 10, 1999. He was a perfect three-of-three from the field and hit his first career 3-point shot as the Terps defeated the Wolfpack in Cole Field House.
- Cephas scored four points and grabbed a career-high nine rebounds as Maryland defeated UMBC, 104-66, on Dec. 13, 1997. Cephas scored two field goals, grabbed a career-high three offensive rebounds, and a career-high six defensive rebounds.

LaRon Cephas

CAREER HIGHS

PTS	7 vs NC State (1-10-99)
FGM	3 vs NC State (1-10-99)
FGA	8 vs UMBC (12-13-97)
FG%	100.0 vs NC State (1-10-99)
3FGA	2 vs Valparaiso (3-11-99)
3FGM	1 vs three teams (last vs NC State 1-10-99)
3FG%	100.0 vs three teams (last vs NC State 1-10-99)
FTM	1 vs UMBC (11-17-98) vs North Texas (12-23-99) vs UNC-Asheville (12-22-97)
FTA	4 vs UNC-Asheville (12-22-97)
FT%	50.0 vs UMBC (11-17-99) vs North Texas (12-23-99)
OR	3 vs UMBC (12-13-97)
DR	6 vs UMBC (12-13-97)
REBS	9 vs UMBC (12-13-97)
AST	1 vs AU Puerto Rico (11-26-98) vs UMBC (12-13-97)
BLK	1 vs three teams last vs UNC-Asheville 12-22-97)
STL	1 vs three teams last vs Florida State 2-7-98)
MIN	22 vs UMBC (12-13-97)

On Cephas: Is in his third full year in the Maryland program after sitting out the 1996-97 season as a redshirt. He joined the Terp program for the second semester of the 1996-97 season and practiced and traveled with the Terps throughout the second semester. He has fully recovered from knee surgery which he underwent in May of 1998 and will be at full strength for the 1999-2000 season. He signed with the Terps during the spring semester of 1996 and entered the university for the spring semester in 1997. A redshirt junior who enters the 1999-2000 season with two years of eligibility remaining.

As a Redshirt Sophomore: Enjoyed his finest statistical season as he scored a career-high 21 points and averaged 14 points in 15 games played. He underwent knee surgery in May following his redshirt freshman season and did not regain full mobility until midway through the season. His surgery severely limited his minutes throughout the season. He scored his career high of seven points as Maryland defeated NC State in Cole Field House on Jan. 10. He made a career-high three field goals as he shot a perfect three-of-three against the Wolfpack. He was the Terps' leading scorer off the bench as he played only six minutes in the victory. He averaged 12 points per minute. His six minutes played against the Wolfpack marked the second-most he has played in an ACC game. He scored three points each in back-to-back games against UMBC on Nov. 17 and Hofstra on Nov. 20. He played his season high of nine minutes against AU Puerto Rico in the first round of the Puerto Rico Shootout.

He helped Maryland to the victory with three points, one assist and one steal. He grabbed one rebound and was credited with one steal as the Terps defeated Pittsburgh to win the championship of the tournament. He scored four points against Georgia Tech as Maryland won at home on Feb. 21. He played an ACC Tournament career high of four minutes in the Terps' victory over Florida State. He played in a career-high two NCAA Tournament games as the Terps advanced to the "Sweet 16" for the second time in his career. He hit 3-point shots against Hofstra, AU Puerto Rico and NC State. His first career 3-point field goal came against Hofstra. He tied his career high with one free throw against both UMBC and North Texas.

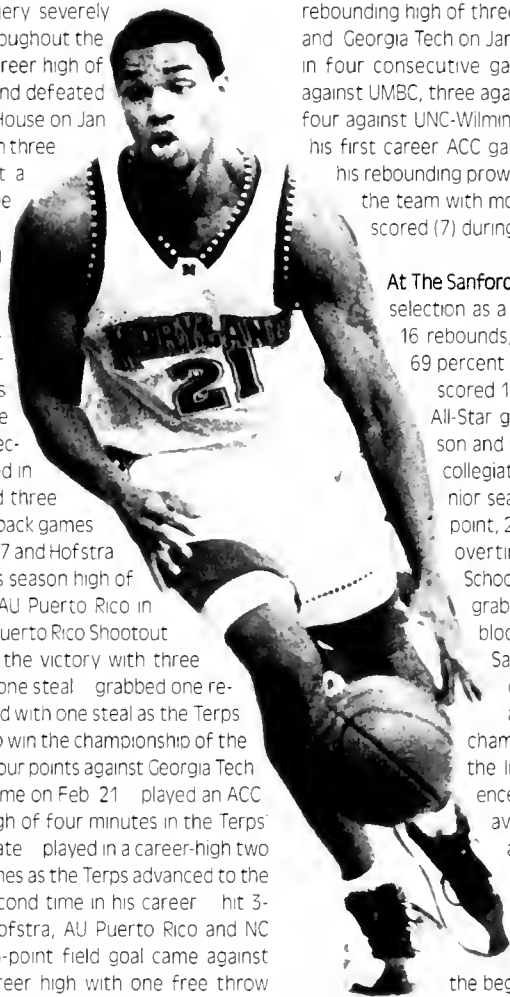
As a Redshirt Freshman: Appeared in 21 games and averaged 4.5 minutes. He was slowed early in the season after he underwent surgery for a hernia on Nov. 19. He returned to practice on Dec. 2 after missing two full games. He did not return to full strength until the Terps' game against UMBC on Dec. 13. He scored his career high of four points, grabbed his career high of

nine rebounds and played his career high of 22 minutes against UMBC. His four points against UMBC came on two field goals made and his nine rebounds came on a career-high three offensive rebounds and a career-high six defensive rebounds. He also added his first career assist, first career blocked shot and first career steal against the Retrievers. He may have been at his best as the Terps defeated then No. 1 North Carolina, 89-83 in overtime, on Jan. 14. He played four crucial minutes at the end of the first half in place of Maryland's foul-troubled front court. He was inserted into the lineup for All-ACC performer Rodney Elliott with 3:43 remaining in the half and the score tied at 32. He finished the half on the court and Maryland went into the locker room with a four-point (41-37) lead. He scored two points and grabbed three rebounds against Arizona in the NCAA Tournament on March 19. He grabbed three or more rebounds six times during the season. His ACC rebounding high of three came against Duke on Jan. 3 and Georgia Tech on Jan. 21. He averaged 4.8 rebounds in four consecutive games in December with nine against UMBC, three against UNC-Asheville on Dec. 22, four against UNC-Wilmington on Dec. 27 and three in his first career ACC game against Duke. Displaying his rebounding prowess, he was the only player on the team with more rebounds (30) than points scored (7) during the season.

At The Sanford School: An all-state first-team selection as a senior. He averaged 23 points, 16 rebounds, five blocked shots and shot 69 percent from the floor his senior year. He scored 19 points in the Delaware State All-Star game following his senior season and was considered to be the top collegiate prospect in the state. His senior season was highlighted by a 31-point, 24-rebound performance in an overtime victory over Dover High School. He scored 1,614 career points, grabbed 1,199 career rebounds and blocked 365 career shots. He led Sanford to four consecutive Independent Conference titles and four consecutive state championship tournaments. He was the Independent Athletic Conference Player of the Year in 1995. He averaged 17 points, 15 rebounds and five blocks and earned all-state second-team honors as a junior. He played at Tatnal School as a freshman and transferred to Sanford at the beginning of his sophomore season.

He played two years of AAU basketball with LaRon Profit, who was a three-year starter at Maryland from 1997-99.

Personal: Born Sept. 23, 1977. His full name is LaRon Arnel Cephas. He is the son of Sharon and Ronald T. Ford. He has two sisters, Brittany and Brielle. He was voted to have the best smile as a high school senior. His major is communications.





P L A Y E R P R O F I L E S



G A M E - B Y - G A M E S T A T I S T I C S

		1 9 9 8 - 9 9															
Date	Opponent	G-OS	Min.	FG-A	Pct.	3FG-A	Pct.	FT-A	Pct.	O-D	Tot	PF	A	TO	B	S	Pts
N17	UMBC	1-0	3	1-2	.500	0-0	.000	1-2	.500	0-0	0	0	0	0	0	0	3
N20	Hofstra	1-0	2	1-2	.500	1-1	1.000	0-0	.000	0-1	1	0	0	0	0	0	3
N23	Duquesne	1-0	1	0-0	.000	0-0	.000	0-0	.000	0-0	0	0	0	0	0	0	0
N26	AU Puerto Rico	1-0	9	1-3	.333	1-1	1.000	0-0	.000	0-1	1	2	1	0	1	0	3
N28	Pittsburgh	1-0	3	0-0	.000	0-0	.000	0-0	.000	0-1	1	0	0	0	0	1	0
D3	Wake Forest	1-0	4	0-1	.000	0-0	.000	0-0	.000	0-0	0	0	0	0	0	0	0
D23	North Texas	1-0	4	0-1	.000	0-0	.000	1-2	.500	0-0	0	0	0	0	0	0	1
J10	NC State	1-0	6	3-3	1.000	1-1	1.000	0-0	.000	0-0	0	2	0	1	0	0	7
J13	# 7 N. Carolina	1-0	1	0-0	.000	0-0	.000	0-0	.000	0-0	0	0	0	0	0	0	0
F21	Georgia Tech	1-0	4	2-2	1.000	0-0	.000	0-0	.000	0-1	1	3	0	0	0	0	4
F24	Clemson	1-0	1	0-0	.000	0-0	.000	0-0	.000	0-0	0	0	0	0	0	0	0
F27	Florida State	1-0	1	0-0	.000	0-0	.000	0-0	.000	0-0	0	0	0	0	0	0	0
MS	Florida State (ACC)	1-0	4	0-1	.000	0-0	.000	0-0	.000	0-0	0	0	0	0	0	0	0
M11	Valparaiso (NCAA)	1-0	1	0-2	.000	0-0	.000	0-0	.000	0-0	0	0	0	0	0	0	0
M18	#8 St. John's (NCAA)	1-0	1	0-1	.000	0-0	.000	0-0	.000	1-0	1	0	0	0	0	0	0

		1 9 9 7 - 9 8															
Date	Opponent	G-OS	Min.	FG-A	Pct.	3FG-A	Pct.	FT-A	Pct.	O-D	Tot	PF	A	TO	B	S	Pts
N14	# 7 South Carolina	1-0	2	0-0	.000	0-0	.000	0-0	.000	0-0	0	0	0	0	0	0	0
N18	F. Dickinson	1-0	11	0-2	.000	0-0	.000	0-0	.000	0-2	2	2	0	1	0	0	0
D4	# 17 Clemson	1-0	1	0-0	.000	0-0	.000	0-0	.000	0-0	0	0	0	0	0	0	0
D7	# 2 Kansas	1-0	1	0-0	.000	0-0	.000	0-0	.000	0-0	0	0	0	0	0	0	0
D13	UMBC	1-0	22	2-8	.250	0-1	.000	0-0	.000	3-6	9	4	1	3	1	1	4
D22	UNC-Asheville	1-0	8	0-2	.000	0-0	.000	0-0	.000	1-2	3	0	0	2	1	0	0
D27	UNC-Wilmington	1-0	9	0-1	.000	0-0	.000	1-4	.250	1-3	4	1	0	1	0	0	1
J5	# 2 Duke	1-0	9	0-2	.000	0-0	.000	0-0	.000	1-2	3	0	0	0	0	0	0
J14	# 1 N. Carolina	1-0	4	0-0	.000	0-0	.000	0-0	.000	0-0	0	1	0	0	0	0	0
J17	Wake Forest	1-0	2	0-0	.000	0-0	.000	0-0	.000	0-1	1	3	0	0	0	0	0
J21	Georgia Tech	1-0	4	0-1	.000	0-0	.000	0-0	.000	1-2	3	3	0	1	0	0	0
J24	# 23 Clemson	1-0	1	0-0	.000	0-0	.000	0-0	.000	0-0	0	0	0	0	0	0	0
J29	# 1 Duke	1-0	5	0-2	.000	0-0	.000	0-0	.000	0-1	1	2	0	0	0	0	0
F1	Virginia	1-0	1	0-0	.000	0-0	.000	0-0	.000	0-0	0	0	0	1	0	0	0
F7	Florida State	1-0	3	0-0	.000	0-0	.000	0-0	.000	0-0	0	1	0	0	0	0	0
F11	NC State	1-0	5	0-0	.000	0-0	.000	0-0	.000	0-0	0	1	0	0	0	1	0
F21	Georgia Tech	1-0	1	0-1	.000	0-0	.000	0-0	.000	0-1	1	1	0	1	0	0	0
F24	Virginia	1-0	2	0-0	.000	0-0	.000	0-0	.000	0-0	0	0	0	0	0	0	0
F28	Temple	1-0	1	0-0	.000	0-0	.000	0-0	.000	0-0	0	1	0	0	0	0	0
M6	Georgia Tech (ACC)	1-0	1	0-1	.000	0-0	.000	0-0	.000	0-0	0	0	0	0	0	0	0
M19	# 4 Arizona (NCAA)	1-0	1	1-1	1.000	0-0	.000	0-0	.000	1-2	3	0	0	0	0	0	2

C A R E E R S T A T I S T I C S

YEAR	G-OS	FG-FGA	.PCT	-3-POINT-		FT-FTA	.PCT	PTS-AVG	OFF	DEF	TOT	PF-D	AST	TO	BLK	STL	MIN
				REB	REB				REB-AVG								
1998-99	15-0	8-18	.444	3-5	.600	2-4	.500	21-14	1	4	5-0-3	8-0	1	1	1	1	45
1997-98	21-0	3-21	.143	0-1	.000	1-4	.250	7-0-3	8	22	30-14	20-0	1	10	2	2	94
CAREER	36-0	11-39	.282	3-6	.500	3-8	.375	28-0-8	9	26	35-0-9	28-0	2	11	3	3	139

A C C S T A T I S T I C S


YEAR	G-OS	FG-FGA	.PCT	-3-POINT-		FT-FTA	.PCT	PTS-AVG	OFF	DEF	TOT	PF-D	AST	TO	BLK	STL	MIN
				REB	REB				REB-AVG								
1998-99	6-0	5-6	.833	1-1	1.000	0-0	.000	11-1-8	0	1	1-0-2	5-0	0	1	0	0	17
1997-98	12-0	0-6	.000	0-0	.000	0-0	.000	0-0-0	2	7	9-0-8	12-0	0	3	0	1	38
CAREER	18-0	5-12	.417	1-1	1.000	0-0	.000	11-0-6	2	8	10-0-6	17-0	0	4	0	1	55

N C A A T O U R N A M E N T S T A T I S T I C S

YEAR	G-OS	FG-FGA	.PCT	-3-POINT-		FT-FTA	.PCT	PTS-AVG	OFF	DEF	TOT	PF-D	AST	TO	BLK	STL	MIN
				REB	REB				REB-AVG								
1998-99	2-0	0-3	.000	0-0	.000	0-2	.000	0-0-0	1	0	1-0-5	1-0	0	0	0	0	2
1997-98	1-0	1-1	1.000	0-0	.000	0-0	.000	2-2-0	1	2	3-3-0	0-0	0	0	0	0	1
CAREER	3-0	1-4	.250	0-0	.000	0-2	.000	2-0-7	2	2	4-1-3	1-0	0	0	0	0	3

C A R E E R S T A T I S T I C S V S . A C C T E A M S

Team	G-OS	FG-FGA	.PCT	-3-POINT-		FT-FTA	.PCT	PTS-AVG	OFF	DEF	TOT	PF-D	AST	TO	BLK	STL	MIN
				REB	REB				REB-AVG								
Clemson	3-0	0-0	.000	0-0	.000	0-0	.000	0-0-0	0	0	0-0-0	0-0	0	0	0	0	3
Duke	2-0	0-2	.000	0-0	.000	0-0	.000	0-0-0	1	3	4-2-0	2-0	0	0	0	0	14
Florida State	3-0	0-1	.000	0-0	.000	0-0	.000	0-0-0	0	0	0-0-0	1-0	0	0	0	1	8
Georgia Tech	4-0	2-5	.400	0-0	.000	0-0	.000	4-1-0	1	4	5-1-3	5-0	0	2	0	0	10
North Carolina	2-0	0-0	.000	0-0	.000	0-0	.000	0-0-0	0	0	0-0-0	1-0	0	0	0	0	5
NC State	2-0	3-3	1.000	1-1	1.000	0-0	.000	7-3-5	0	0	0-0-0	3-0	0	1	0	0	11
Virginia	2-0	0-0	.000	0-0	.000	0-0	.000	0-0-0	0	0	0-0-0	0-0	0	1	0	0	3
Wake Forest	4-0	0-2	.000	0-0	.000	0-0	.000	0-0-0	0	2	2-0-5	6-0	0	0	0	0	12



33

Mike Mardesich

R-Junior • Center/Forward
7-0 • 255
Boston, Mass.
Worcester Academy

SIGNATURE GAME

• Mardesich scored his career high of 12 points in a career-high 34 minutes in helping lead Maryland past No. 1 North Carolina, 89-83 in overtime, on Jan. 14, 1998. He grabbed a team-high nine rebounds (a career-high seven on the defensive end), scored a career-high five field goals, had three assists, no turnovers and only one personal foul. He started and played all five minutes of the overtime period as the Terps outscored the Tar Heels, 13-7, in the extra session to gain the victory. He tied the game with a put-back of an offensive rebound with 46 seconds remaining in regulation and helped limit North Carolina's front line to three offensive rebounds.

Mike Mardesich

CAREER HIGHS

PTS	12	vs four teams (last vs North Texas 12-23-98)
FCM	5	vs six teams (last vs Florida State 1-27-99)
FGA	11	at Georgia Tech (1-21-98)
FG%	100.0	vs three teams (last at Missouri 12-30-97)
FTM	3	vs Princeton (12-19-98) vs Temple (2-28-98)
FTA	4	vs five teams (last vs Princeton 12-19-98)
FT%	100.0	vs eight teams (last at Florida State 2-27-99)
OR	6	vs South Carolina State (12-27-98)
DR	7	vs North Carolina (1-14-98)
REBS	10	vs Florida State (1-7-98) vs Georgia Tech (2-28-98)
AST	3	vs three teams (last vs North Carolina 1-14-98)
BLK	3	vs Fairleigh Dickinson (11-18-97)
STL	2	vs six teams (last vs Wake Forest 12-3-98)
MIN	34	vs North Carolina (1-14-98)

On Mardesich: Expected to be a major contributor to Maryland's rotation for the third consecutive season... as a redshirt junior, he is in his fourth year in the program and his third as one of the Terps' top players... signed with Maryland during the fall 1995 signing period... decided to redshirt the 1996-97 season after consultation with the Maryland coaching staff and his family... 21 blocked shots last season ranks as the 12th-best single-season total by a Maryland sophomore... his 41 career blocked shots entering his junior season leave him only nine from becoming one of only 23 players in school history with 50 or more blocked shots... has more blocked shots after two seasons than only eight of the players who rank in the school's top 10 in all-time career blocked shots... has played in 66 consecutive games entering his redshirt junior season, every game of his career... has totaled 255 rebounds during his first two seasons, an average of 3.9 per game... a strong offensive rebounder, he finished among the Terps' top four in offensive rebounds and the team's highest percentage of offensive rebounds.

As a Redshirt Sophomore:

Averaged 3.4 points and 3.4 rebounds as Maryland advanced to the "Sweet 16" of the NCAA Tournament for the second time during his career... credited with 21 assists (0.6 apg) and a career-high 21 blocked shots (0.6 bpg)... tied his career high with 12 points against both Western Carolina on Nov. 14 in the season opener and on Dec. 23 against North Texas... tied his career high with five field goals made in both games... 12 points against Western Carolina came in only 17 minutes played... was five-of-eight (.625) and a perfect two-of-two (1.000) from the free throw line as the Terps defeated the Cata-mounds, 113-46, in Cole Field House... also recorded seven rebounds, one assist and one steal in one of the top games of his career... nearly perfect from the field (five-of-six, .833) in scoring 12 points in 15 minutes of playing time as Maryland defeated North Texas, 132-57, on Dec. 23... was again perfect from the free-throw line (two-of-two, 1.000) and tied his season high with two blocked shots against the Mean Green... also a season-high tying two assists as Maryland won at home... double figure scoring with 10 points against Florida State on Jan. 27... marked the fourth time during his career that he has scored in double figures during an ACC game... 10 points came in 10 minutes played to give him an average of 1.0 points

per minute against the Seminoles... shot five-of-six (.833) from the field, had one blocked shot and one steal as the Terps defeated the Seminoles at home for the fifth consecutive season... grabbed his season high of nine rebounds as the Terps defeated South Carolina State on Dec. 27... grabbed his career high of six offensive rebounds as he came within one rebound of tying his career high of 10 which came twice during his redshirt sophomore season... averaged 5.5 rebounds, 1.0 blocked shots and 18 minutes per game as the Terps advanced to the ACC semifinals for the second time

during Mardesich's career and school-record fifth consecutive time... had five rebounds against Florida State in the quarterfinal round and an ACC Tournament career high of six rebounds against North Carolina on March 6... averaged 3.0 points and 2.0 rebounds as the Terps advanced to the NCAA Tournament "Sweet 16"... career NCAA Tournament high of 22 minutes against Valparaiso in the first round of the tournament... his 22 minutes was the most of any Terp post player and he was among the reserve leaders in scoring with six points... recorded his NCAA Tournament career high of two blocks against the Crusaders... the 22 minutes played also tied his season high which also came against North Carolina on Feb. 13... played 46 total minutes (an average of 15.3 minutes per game) in the NCAA Tournament... averaged 3.0 points and 4.3 rebounds as Maryland won three games and the tournament championship of the 1998 Puerto Rico Shootout... best outing during the tournament was a seven-point, eight-rebound effort during the championship game against Pittsburgh... his six defensive rebounds against the Panthers ranked as his season high... tied his career high with three free throws made against Princeton, marking the second time during his career that he had hit three free throws in a single game.

As a Redshirt Freshman: Averaged 5.4 points (tied for sixth on the team) and 4.3 rebounds (fourth on the team) while playing in all 32 games... averaged 18.2 minutes per game and played in double-figure minutes in 29 of Maryland's 32 games... was at his season best as he helped lead the Terps past No. 1 North Carolina in overtime in Cole Field House on Jan. 14... scored his career high tying and ACC career high of 12 points while grabbing a team-high nine rebounds in front of a supercharged home crowd... played a season-high 34 minutes, was five-of-nine from the field, had three assists, no turnovers and



P L A Y E R P R O F I L E S

committed only one personal foul... started and played all five minutes of the overtime period and scored two points as Maryland outscored North Carolina, 13-7, to gain the victory... it was a Mardesich put-back off a Rodney Elliott miss that tied the game with 46.2 seconds remaining and sent the game into the extra session... he played the final 2:27 of regulation and the entire five minutes of the overtime period during which the Terps outscored the Tar Heels, 17-11... played a large part in holding the UNC front line of Antawn Jamison, Vince Carter and Makhtar Ndiaye to a combined three offensive rebounds... for the season, the Tar Heel trio averaged a combined 6.9 offensive rebounds per game... said Mardesich after the victory over North Carolina, "This is just an unbelievable feeling. I never thought it would happen two years ago. But this is reality time. Everything is starting to sink in."... against No. 13 Florida State on Jan. 7, he scored six points and grabbed a career-high 10 rebounds in his best outing of the season... Mardesich grabbed a career-high tying five offensive rebounds and scored what proved to be the game-winning basket in the second half... with just over 12 minutes remaining, Mardesich followed a miss by Obinna Ekezie to bring the Terps to within one at 47-46... scored what proved to be the game-winning basket (after the Terps had trailed by as many 12 points in the second half) as he scored on a dunk after Laron Profit drove the right baseline, drew the defense and dished off to him... the basket gave the Terps their first lead of the second half, 50-49, and they never trailed again... scored 10 points as Maryland won at Georgia Tech on Jan. 21... played 28 minutes (14 in each half) as he filled in for the Terps' foul-plagued frontcourt starting tandem of Rodney Elliott and Obinna Ekezie... Mardesich played 14 first-half minutes and scored seven points while Elliott and Ekezie played a combined 15 minutes and combined to score seven points... scored an ultra-important basket, a left-handed bank shot, as the first half drew to a close to put the Terps up at the intermission, 31-29... Mardesich's basket stopped a 9-0 Yellow Jacket run and allowed Maryland to retake the lead which they held virtually the entire first half... started the second half to make him the only player besides the regular starting five (Profit, Elliott, Ekezie, Stokes and Jaskevicus) and Matt Kovarik to earn a starting assignment at the beginning of a game or half during the season... scored eight points (on four-of-five shooting from the field) in eight minutes played as Maryland won at NC State on Jan. 10... returned against the Wolfpack on Feb. 11 to share team-high rebounding honors with six... scored nine points and grabbed a career-high tying 10 rebounds as the Terps closed the regular season with a victory over Temple in Baltimore on Feb. 28... displayed his awesome future potential as he scored 10 points and grabbed five rebounds in only his third collegiate game against Mt. St. Mary's... also dished out a career-high three assists against the Mount - a figure which he would later tie in the monumental victory over North Carolina in 1998 and against Florida State in 1999... 12 points came against UNC-Asheville on Dec. 22 in Cole Field House... a career-high three blocks came against Fairleigh Dickinson on Nov. 18 in only his second career game.

G A M E - B Y - G A M E S T A T I S T I C S																	
Date	Opponent	G-OS	Min.	FG-A	Pct.	3FG-A	Pct.	FT-A	Pct.	O-0	Tot	PF	A TO	8	5 Pts		
N14	Western Carolina	1-0	17	5-8	.625	0-0	.000	2-2	1.00	3-4	7	3	1	2	0	1	12
N17	UMBC	1-0	15	1-5	.200	0-0	.000	0-2	.000	2-2	4	3	0	0	1	2	2
N20	Hofstra	1-0	18	2-4	.500	0-0	.000	0-0	.000	3-3	6	3	0	2	2	0	4
N23	Duquesne	1-0	14	2-5	.400	0-0	.000	1-2	.500	2-3	5	2	1	0	1	0	5
N26	AU Puerto Rico	1-0	11	0-0	.000	0-0	.000	0-0	.000	0-1	1	2	2	1	0	1	0
N27	# 10 UCLA	1-0	11	1-4	.250	0-0	.000	0-0	.000	0-4	4	2	0	2	0	1	2
N28	Pittsburgh	1-0	18	3-6	.500	0-0	.000	1-2	.500	2-6	8	1	0	1	1	0	7
D3	Wake Forest	1-0	18	0-2	.000	0-0	.000	0-0	.000	1-1	2	0	1	3	1	2	0
D6	# 5 Stanford	1-0	14	0-4	.000	0-0	.000	0-0	.000	0-0	0	2	0	0	1	0	0
D7	DePaul	1-0	12	2-5	.400	0-0	.000	0-0	.000	1-3	4	2	1	1	0	1	4
D12	# 5 Kentucky	1-0	7	0-1	.000	0-0	.000	0-0	.000	1-0	1	0	0	0	1	0	0
D19	Princeton	1-0	18	0-1	.000	0-0	.000	3-4	.750	0-2	2	0	2	2	0	0	3
D23	North Texas	1-0	15	5-6	.833	0-0	.000	2-2	1.000	1-4	5	1	2	0	2	0	12
D27	5 Carolina State	1-0	13	2-10	.200	0-0	.000	1-2	.500	6-3	9	0	0	1	0	0	5
J3	# 2 Duke	1-0	5	0-1	.000	0-0	.000	0-0	.000	0-0	0	1	0	1	0	0	0
J7	Virginia	1-0	8	2-6	.333	0-0	.000	1-2	.500	3-1	4	0	0	0	0	0	5
J10	NC State	1-0	14	3-6	.500	0-0	.000	1-2	.500	2-1	3	3	1	0	1	0	7
J13	# 7 N. Carolina	1-0	10	0-1	.000	0-0	.000	0-0	.000	1-1	2	3	1	0	1	0	0
J19	Georgia Tech	1-0	15	2-4	.500	0-0	.000	0-0	.000	1-3	4	1	0	0	0	1	4
J24	Clemson	1-0	11	1-2	.500	0-0	.000	0-0	.000	1-1	2	2	2	1	0	0	2
J27	Florida State	1-0	10	5-6	.833	0-0	.000	0-0	.000	1-0	1	2	0	1	1	1	10
J31	Wake Forest	1-0	9	1-1	1.000	0-0	.000	0-1	.000	1-2	3	2	0	1	0	0	2
F3	# 2 Duke	1-0	13	0-6	.000	0-0	.000	1-2	.500	0-1	1	2	1	2	0	0	1
F6	Virginia	1-0	4	0-1	.000	0-0	.000	0-1	.000	1-1	1	0	0	0	0	0	0
F10	NC State	1-0	6	1-5	.200	0-0	.000	0-0	.000	2-3	5	4	0	1	0	1	2
F13	#10 N. Carolina	1-0	22	4-9	.444	0-0	.000	1-2	.500	3-3	6	2	0	1	0	0	9
F21	Georgia Tech	1-0	14	1-5	.200	0-0	.000	0-2	.000	0-3	3	1	0	2	0	0	2
F24	Clemson	1-0	18	1-4	.250	0-0	.000	0-0	.000	1-1	2	1	1	1	1	1	2
F27	Florida State	1-0	16	0-1	.000	0-0	.000	2-2	1.000	1-2	3	2	1	3	2	0	2
M5	Florida State (ACC)	1-0	20	0-1	.000	0-0	.000	0-0	.000	2-3	5	2	3	0	1	0	0
M6	#15N Carolina (ACC)	1-0	16	1-5	.200	0-0	.000	0-0	.000	4-2	6	1	0	0	1	0	2
M11	Valparaiso (NCAA)	1-0	22	2-7	.286	0-0	.000	2-4	.500	1-3	4	2	1	1	2	0	6
M13	Creighton (NCAA)	1-0	14	0-2	.000	0-0	.000	1-2	.500	1-2	3	2	0	2	1	0	1
M18	#8 St. John's (NCAA)	1-0	10	1-3	.333	0-0	.000	0-0	.000	1-0	1	1	0	1	0	0	2

At Worcester Academy: Played one year at Worcester (Mass.) Academy Prep School after playing two seasons at Conroe (Texas) High School... Mike was born in California, grew up in Boston and lived there until moving to Texas to begin his junior year at Conroe... was coached by Tommy Johnson at Conroe... was nominated as a member of the McDonald's All-American team following his senior season at Conroe... averaged 17.6 points, 13.4 rebounds, 3.7 blocks, 2.3 steals and 1.9 assists while shooting .640 from the field and .790 from the free-throw line his senior season... led the Greater Houston area in rebounding while at Conroe... a unanimous all-star selection as he earned All-Greater Houston, all-county and all-district honors while being named team Most Valuable Player... during his years in Houston, he could frequently be found working out with and learning from Hakeem Olajuwon of the Houston Rockets and Clyde Drexler, who is now in his second season as the head coach at the University of Houston... lists Olajuwon and Larry Bird as his idols... was team captain and Most Valuable Player as he led Worcester to the New England Prep School Class A Tournament during his only season there... averaged just over 19 points, 13 rebounds, six assists and five blocks per game during his prep season at Worcester... over the final five games of the season (including the postseason), he averaged 33 points and 18 rebounds... also played as a starter for the nationally renowned Boston Amateur Basketball Club for head coach Leo Papile, who is now a member of Rick Pitino's Boston Celtics staff... the BABC won the Nike Invitational Prep Championship in Las Vegas in 1993 and 1994 and has won the AAU

overall national title in four of the last five years... first played at Cole Field House during the Charlie Weber Tournament in September of 1995... the BABC won the championship of the Weber Tournament... named a high school basketball senior All-America by Bill Buchalter of *College Sports Magazine*... was a starter and helped lead the Boston entry to the championship of the 1996 Boston Shootout... played in the Bean Town Collegiate Pro-Am league with Rick Fox and David Wesley, formerly of the Boston Celtics... has realized dramatic growth spurts during his prep career, growing from 6-3 at the end of his sophomore season to 6-11 at the beginning of his senior season... a French Honor Society student who speaks three languages fluently and has studied two more... scored 1,300 on his SAT and carried an impressive 3.4 grade point average throughout his high school career... is enrolled in Maryland's honors college and was admitted to the college of business as a freshman and is studying international business... a brother, Curt was a 6-6 swingman and graduate of Archbishop Carroll Catholic High School in Washington, D.C.

Personal: Born on July 29, 1977... he is the son of Renee and Mitch Mardesich who live in Bethesda, Md... also earned varsity letters in volleyball and water polo... was accepted at Harvard University when he was making his collegiate choices... major is business administration

MARYLAND



PLAYER PROFILES



GAME-BY-GAME STATISTICS

Date	Opponent	1997-98															
		G-GS	Min.	FG-A	Pct.	3FG-A	Pct.	FT-A	Pct.	O-D	Tot	PF	A	TO	B	S	Pts
N14	# 7 South Carolina	1-0	19	2-3	.667	0-0	.000	1-2	.500	1-1	2	3	1	3	1	1	5
N18	Fairleigh Dickinson	1-0	17	1-8	.125	0-0	.000	0-0	.000	3-5	8	0	2	0	3	0	2
N22	Mt. St. Mary's	1-0	19	4-6	.667	0-0	.000	2-2	1.000	2-3	5	2	3	1	1	0	10
N25	Florida International	1-0	18	3-8	.375	0-0	.000	1-2	.500	2-3	5	3	2	0	2	0	7
D4	# 17 Clemson	1-0	21	3-3	1.000	0-0	.000	0-0	.000	0-4	4	3	0	1	2	0	6
D7	# 2 Kansas	1-0	17	1-4	.250	0-0	.000	2-4	.500	2-5	7	4	1	2	0	0	4
D8	Geo. Washington	1-0	20	2-3	.667	0-0	.000	2-2	1.000	1-3	4	1	2	3	0	1	6
D13	UMBC	1-0	22	5-10	.500	0-0	.000	0-2	.000	3-2	5	1	0	1	1	0	12
D22	UNC-Asheville	1-0	18	2-4	.500	0-0	.000	0-0	.000	1-3	4	0	0	0	0	1	4
D27	UNC-Wilmington	1-0	18	2-7	.286	0-0	.000	2-4	.500	2-3	5	1	1	0	1	2	6
D30	Missouri	1-0	17	1-1	1.000	0-0	.000	2-2	1.000	0-3	3	4	0	3	0	1	4
J3	# 2 Duke	1-0	10	0-2	.000	0-0	.000	0-2	.000	2-1	3	2	0	0	0	0	2
J7	# 13 Florida State	1-0	21	3-8	.375	0-0	.000	0-2	.000	5-5	10	2	0	2	0	0	6
J10	NC State	1-0	8	4-5	.800	0-0	.000	0-0	.000	0-1	1	0	0	1	0	1	8
J14	# 1 N. Carolina	1-0	34	5-9	.556	0-0	.000	0-4	.000	2-7	9	1	3	0	0	0	12
J17	Wake Forest	1-0	24	0-4	.000	0-0	.000	0-0	.000	1-5	6	5	0	2	0	0	0
J21	Georgia Tech	1-0	28	5-11	.455	0-0	.000	0-0	.000	1-2	3	3	0	2	0	0	10
J24	# 23 Clemson	1-0	10	0-2	.000	0-0	.000	0-1	.000	0-3	3	2	0	0	1	0	0
J29	# 1 Duke	1-0	20	3-8	.375	0-0	.000	0-1	.000	0-3	3	3	0	2	1	0	6
F1	Virginia	1-0	17	2-5	.400	0-0	.000	0-0	.000	0-2	2	1	2	0	0	0	4
F7	Florida State	1-0	21	2-5	.400	0-0	.000	1-2	.500	0-2	2	2	0	1	2	0	5
F11	NC State	1-0	20	1-4	.250	0-0	.000	0-1	.000	1-5	6	3	1	2	2	0	2
F14	# 1 N. Carolina	1-0	12	2-4	.500	0-0	.000	0-0	.000	0-0	0	1	0	0	0	0	4
F19	Wake Forest	1-0	16	2-4	.500	0-0	.000	0-0	.000	2-3	5	2	2	0	2	0	4
F21	Georgia Tech	1-0	27	4-8	.500	0-0	.000	2-2	1.000	3-1	4	2	2	0	1	2	10
F24	Virginia	1-0	21	3-6	.500	0-0	.000	0-0	.000	2-2	4	4	1	1	0	0	6
F28	Temple	1-0	23	3-8	.375	0-0	.000	3-4	.750	5-5	10	2	2	6	0	0	9
M6	Georgia Tech (ACC)	1-0	15	0-2	.000	0-0	.000	0-0	.000	1-3	4	0	0	0	0	0	0
M7	# 4 N. Carolina (ACC)	1-0	15	2-3	.667	0-0	.000	0-1	.000	1-3	4	1	1	1	0	0	4
M12	Utah State (NCAA)	1-0	7	1-5	.200	0-0	.000	2-3	.667	2-0	2	0	0	2	0	0	4
M14	# 23 Illinois (NCAA)	1-0	8	1-3	.333	0-0	.000	0-0	.000	0-1	1	0	0	0	0	0	2
M19	# 4 Arizona (NCAA)	1-0	19	3-7	.429	0-0	.000	2-2	1.000	2-2	4	5	1	4	0	1	8

CAREER STATISTICS

YEAR	G-GS	FG-FGA	.PCT	\-3-POINT-\		FT-FTA	.PCT	PTS-AVG	OFF			DEF			TOT			PF-D	AST	TO	BLK	STL	MIN
				FG-FGA	.PCT				REB	REB	REB-AVG	REB	REB	REB-AVG									
1998-99	34-0	48-137	.350	0-0	.000	19-36	.528	115-3.4	49	68	117-3.4	55-0	21	34	21	15	457						
1997-98	32-0	72-170	.424	0-0	.000	28-45	.622	172-5.4	47	91	138-4.3	63-2	26	42	20	10	582						
CAREER	66-0	120-307	.391	0-0	.000	47-81	.580	287-4.3	96	159	255-3.9	118-2	47	76	41	25	1,039						

ACC STATISTICS

YEAR	G-GS	FG-FGA	.PCT	\-3-POINT-\		FT-FTA	.PCT	PTS-AVG	OFF			DEF			TOT			PF-D	AST	TO	BLK	STL	MIN
				FG-FGA	.PCT				REB	REB	REB-AVG	REB	REB	REB-AVG									
1998-99	16-0	21-60	.350	0-0	.000	6-14	.429	48-3.0	19	23	42-2.6	26-0	8	17	7	6	193						
1997-98	16-0	39-88	.443	0-0	.000	7-15	.467	85-5.3	19	46	65-4.1	36-1	10	16	11	3	310						
CAREER	32-0	60-148	.405	0-0	.000	13-29	.448	133-4.2	38	69	107-3.3	62-1	18	33	18	9	503						

NCAA TOURNAMENT STATISTICS

YEAR	G-GS	FG-FGA	.PCT	\-3-POINT-\		FT-FTA	.PCT	PTS-AVG	OFF			DEF			TOT			PF-D	AST	TO	BLK	STL	MIN
				FG-FGA	.PCT				REB	REB	REB-AVG	REB	REB	REB-AVG									
1998-99	3-0	3-12	.250	0-0	.000	3-6	.500	9-3.0	3	5	8-2.7	5-0	1	4	3	0	46						
1997-98	3-0	5-15	.333	0-0	.000	4-5	.800	14-4.7	4	3	7-2.3	5-1	1	6	0	1	34						
CAREER	6-0	8-27	.296	0-0	.000	7-11	.636	23-3.8	7	8	15-2.5	10-1	2	10	3	1	80						

CAREER STATISTICS VS. ACC TEAMS

Team	G-GS	FG-FGA	.PCT	\-3-POINT-\		FT-FTA	.PCT	PTS-AVG	OFF			DEF			TOT			PF-D	AST	TO	BLK	STL	MIN
				FG-FGA	.PCT				REB	REB	REB-AVG	REB	REB	REB-AVG									
Clemson	4-0	5-11	.455	0-0	.000	0-1	.000	10-2.5	2	10	12-3.0	8-0	3	3	4	1	60						
Duke	4-0	3-17	.176	0-0	.000	3-5	.600	9-2.3	2	5	7-1.8	7-0	1	5	1	0	48						
Florida State	5-0	10-21	.476	0-0	.000	3-6	.500	23-4.6	9	12	21-4.2	9-0	4	7	6	1	78						
Georgia Tech	5-0	12-30	.400	0-0	.000	2-4	.500	26-5.2	8	11	19-3.8	7-0	3	2	1	4	87						
North Carolina	6-0	14-31	.452	0-0	.000	3-7	.429	31-5.2	11	16	27-4.5	7-0	5	2	2	0	109						
NC State	4-0	9-20	.450	0-0	.000	1-3	.333	19-4.8	5	10	15-3.8	10-0	2	4	3	2	48						
Virginia	4-0	7-18	.389	0-0	.000	1-3	.333	15-3.8	6	5	11-2.8	6-0	2	3	0	0	50						
Wake Forest	6-0	5-21	.238	0-0	.000	0-1	.000	10-1.7	9	20	29-4.8	14-2	6	11	6	4	125						

ACROPOLIS CUP TOURNAMENT IN ATHENS, GREECE (JULY 19-22, 1998)

Team	G-GS	FG-FGA	.PCT	\-3-POINT-\		FT-FTA	.PCT	PTS-AVG	OFF			DEF			TOT			PF-D	AST	TO	BLK	STL	MIN
				FG-FGA	.PCT				REB	REB	REB-AVG	REB	REB	REB-AVG									
Poland	1-0	7-14	.500	0-0	.000	1-2	.500	15-15.0	6	4	10-10.0	3-0	0	1	2	1	26						
Japan	1-0	0-1	.000	0-0	.000	2-2	1.000	2-2.0	3	2	5-5.0	4-0	1	2	3	0	23						
Greece	1-0	3-9	.333	0-0	.000	0-2	.000	6-6.0	1	4	5-5.0	1-0	0	1	3	0	26						
TOTALS	3-0	10-24	.417	0-0	.000	3-6	.500	23-7.7	10	10	20-6.7	8-0	1	4	8	1	75						




P L A Y E R P R O F I L E S



4

**Earl
Badu**

**Sophomore • Guard
6-0 • 170
Baltimore, Md.
St. Frances Academy**





On Badu: A walk-on member of the team who will add depth at the guard position was a member of the team during the 1998-99 season but did not see any action was added to the team following walk-on try-outs and began practicing immediately as a walk-on he has accepted the task of motivating his teammates, being a strong and hard-working practice player, and coming to practice every day ready to help push the Terps' starters traveled with the team during the second half of the season enrolled at Maryland for the fall semester 1997 and was a student for the entire 1997-98 academic year but did not participate in intercollegiate athletics has three years of eligibility remaining at the start of the 1999-2000 season

At St. Frances Academy: A four-year varsity letterwinner at the point guard position averaged a career-high 18 points and four rebounds per game as a junior during the 1995-96 season was an All-Balti-

more County first-team selection and played in the Charm City Super 50 Tournament during the 1995-96 season helped lead St. Frances to the Baltimore Catholic League championship with a 32-7 record during the 1996-97 season St. Frances compiled a 113-23 record during his four years on the varsity competed against current Terp Juan Dixon and was a teammate of Temple's Mark Karcher in high school played in the Baltimore area Catholic League which is regarded as one of the top high school conferences in the nation

Personal: Born Feb. 22, 1979 full named is Earl Badu Earl is the son of Afra and Yaw Badu earned membership in the National Honor Society was a member of the Student Government Association and the principal's advisory committee at St. Frances enjoys drawing





35

Lonny Baxter

Sophomore • Forward/Center
6-8 • 250
Rockville, Md.
Hargrave Military Academy

SIGNATURE GAME

Baxter established a school record by making a perfect 10-of-10 shots from the field and scored his career high of 28 points as Maryland defeated North Texas, 132-57, on Dec. 23, 1998. His perfect percentage tied head coach Gary Williams, among others. His 10 field goals against the Mean Green also tied the school record for field goals made in a single game. In addition to his perfect performance from the field, Baxter was a perfect eight-for-eight from the free throw line, was credited with two assists and one blocked shot in only 18 minutes of play.

Lonny Baxter

CAREER HIGHS

PTS	28	vs North Texas (12-23-98)
FGM	10	vs North Texas (12-23-98)
FGA	10	vs North Texas (12-23-98)
FC%	100.0	vs North Texas (12-23-98)
3FGM	1	vs Florida State (1-27-99) vs Clemson (2-24-99)
3FGA	100.0	vs Florida State (1-27-99) vs Clemson (2-24-99)
3FGM	1	vs Florida State (1-27-99) vs Clemson (2-24-99)
3FC%	100.0	vs Florida State (1-27-99) vs Clemson (2-24-99)
FTM	8	vs North Texas (12-23-98)
FTA	8	vs North Texas (12-23-98)
FT%	100.0	vs North Texas (12-23-98)
OR	4	vs Wake Forest (12-3-98) vs Duke (1-3-99)
DR	6	vs AU Puerto Rico (11-26-98)
REBS	3	vs St. John's (3-16-99)
AST	3	vs North Carolina (2-13-99)
BLK	4	vs North Carolina (2-13-99)
STL	4	at Florida State (2-27-99)
MIN	26	vs three teams (last vs Florida State 2-27-99)

On Baxter: Honorable mention All-Atlantic Coast Conference Freshman Team selection who returns as Maryland's starting center started 10 of the final 11 games of the 1998-99 season after the season-ending injury to senior Obinna Ekezie started against Virginia on Feb. 6, 1999 in place of a healthy Ekezie and assumed the starter's role when Ekezie was lost for the season to a ruptured Achilles tendon on Feb. 9 the only game Baxter did not start over the last 11 games was on senior night as head coach Gary Williams inserted Brian Watkins into the starting lineup. Baxter averaged 8.9 points (21 points per game over his season average) and 4.6 rebounds (10 rebounds per game over his season average) after Ekezie was lost for the season led the Terps in field goal shooting percentage with a .599 mark his mark ranks as the eighth-highest single-season field goal percentage in school history and the second highest by a Maryland freshman only Brian Williams (.600) during the 1988 season recorded a higher shooting percentage as a freshman in school history. His 51 free throws tied for the 11th-best single-season total by a freshman while his 89 attempts is the eighth-highest total by a freshman in school history grabbed 116 rebounds which ranks as the 14th-best single-season effort by a Maryland freshman blocked 24 shots and was credited with 22 steals which rank as the eighth and 13th-highest freshman totals, respectively, by a Maryland freshman.

As a Freshman: Honorable mention All-ACC Freshman Team selection who averaged 6.8 points (sixth on the team) and 3.6 rebounds (fifth on the team) during his first collegiate season established a school record by making a perfect 10-of-10 shots from the field against North Texas on Dec. 23 scored a career-high 28 points against North Texas his perfect percentage (1.000) tied head coach Gary Williams, among others Williams was a perfect eight-of-eight against South Carolina on Dec. 10, 1966 Baxter came within four made shots of tying the all-time school record for consecutive shots made in a season with 15 he made his final shot against Princeton on Dec. 19 and all 10 of his attempts against North Texas before missing his first shot against South Carolina State on Dec. 27 also tied the school record for consecutive field goals made during a single game (10) against North Texas the record is also held by Barry Yates against Miami (Fla.) on Dec. 29, 1970 and Keith Gatlin against Clemson on Feb. 17, 1985 shot 545 (18-of-33) against the eight ranked teams on Maryland's schedule shot 50 percent or better from the field in 20 of his 32 games for the season and was perfect from the field in four different games was a perfect two-of-two from the 3-point arc during his first season first career bomb came against Florida State on Jan. 27 at home and helped Maryland extend a lead from one point to four with 5:31 remaining in the first half connected from long range against Clemson in Cole Field House as the Terps defeated the Tigers, 77-60, on senior night Maryland was undefeated, 2-0, when Baxter hit a 3-point shot was also

a perfect eight-for-eight from the free-throw line against the Mean Green his 28 points came in only 18 total minutes - an average of 1.6 points per minute was a perfect five-of-five from the field in both halves averaged double figures, 11.0 points, in two games against Duke reached double figures in points (10) for the first time in an ACC game against the Blue Devils on Jan. 3 and scored 12 points as the Terps played in Durham on Feb. 3 first career start came against Virginia on Feb. 6 responded to the surprise start with 14 points, five rebounds, two steals and one blocked shot in a career-high 26 minutes learned after pre-game warm-ups on game day that he would gain his first career start Baxter scored nine of his 14 points during the first five minutes of the second half when Maryland extended its lead to 17 brought the house



down with a slam dunk on a feed from All-American Steve Francis as the trailer on a three-on-one break with 5:28 remaining in the game ... scored back-to-back double figure points against Duke (12) and Virginia (14) on Feb. 3 and Feb. 6 ... became the full-time starter against NC State on Feb. 10 after Obinna Ekezie was injured on Feb. 9 scored seven points and grabbed four rebounds in 21 minutes of play against the Wolfpack ... his layup broke a tie and put Maryland up 7-5, giving the Terps a lead they would not relinquish ... scored four second-half points on two field goals to extend Maryland's lead ... had 10 points, four rebounds, a career-high four blocked shots, three steals and a career-high three assists against North Carolina as Maryland won in Cole Field House on Feb. 13 ... scored 18 points against Florida State in his first ACC Tournament game in 24 minutes of play ... was nearly perfect from the field (six-of-eight, .750 percent) and the free throw line (six-of-eight, .750 percent) as the Terps advanced to the tournament semifinals for the fifth consecutive season totaled 24 points, nine rebounds and was seven-of-13 (.538) from the field in the ACC Tournament ... scored 16 against Creighton as the Terps defeated the Blue Jays to advance to the "Sweet 16" of the NCAA Tournament for the fourth time in the

last six years shot six-of-nine (.667) from the field as he scored 16 points in 14 minutes ... scored 12 second-half points as the Terps took the win and moved out of Orlando, Fla., and into Knoxville, Tenn. ... recorded 28 points and 15 rebounds in three games during the NCAA Tournament ... averaged double figures, 10.4 points per game, in five postseason games (two in the ACC Tournament and three in the NCAA Tournament).

At Hargrave Military Academy: Spent one post-graduate season at Hargrave averaged 21 points and 11 rebounds and two blocked shots while shooting 85 percent from the free-throw line and 48 percent from



P L A Y E R P R O F I L E S

the field . helped lead Hargrave to a 23-1 record played alongside Korleone Young who bypassed college and was a 1998 NBA draft choice of the Detroit Pistons . ranked among the top-12 post player prospects in the nation by recruiting expert Bob Gibbons

ture home of Cole Field House was selected MVP of the city championship game as he scored a career-high 35 points, grabbed 12 rebounds and blocked two shots

team All-Montgomery County selection by the *Washington Post*

At Anacostia: Played his senior season at Anacostia in Washington, D.C. . averaged 18.2 points and eight rebounds during his only season at the school second-team All-Metro by the *Washington Post* led Anacostia to the D.C. city championship in a game played in his fu-

At Richard Montgomery: Played his junior season at Richard Montgomery High School in Rockville, Md first

Personal: Born Jan. 27, 1979 he is the son of Edna Hughes and Lonny Baxter, Sr his full name is Lonny Leroy Baxter major is letters and sciences



G A M E - B Y - G A M E S T A T I S T I C S																	
1 9 9 8 - 9 9																	
Date	Opponent	G-GS	Min.	FG-A	Pct.	3FG-A	Pct.	FT-A	Pct.	O-D	Tot	PF	A	T	B	S	Pts
N14	Western Carolina	1-0	17	1-2	.500	0-0	.000	1-2	.500	1-4	5	0	2	0	0	1	3
N17	UMBC	1-0	12	1-4	.250	0-0	.000	2-4	.500	2-3	5	2	1	0	1	1	4
N20	Hofstra	1-0	8	0-0	.000	0-0	.000	0-2	.000	1-2	3	1	1	0	0	0	0
N23	Duquesne	1-0	7	4-5	.800	0-0	.000	1-5	.200	2-2	4	0	0	0	2	0	9
N26	AU Puerto Rico	1-0	16	1-1	1.000	0-0	.000	1-2	.500	0-6	6	2	0	0	0	0	3
N27	# 10 UCLA	1-0	5	1-1	1.000	0-0	.000	0-0	.000	1-0	1	1	0	2	1	0	2
N28	Pittsburgh	1-0	17	4-6	.667	0-0	.000	0-1	.000	0-4	4	0	1	1	2	0	8
D3	Wake Forest	1-0	14	2-5	.400	0-0	.000	1-1	1.000	4-3	7	4	0	1	2	0	5
D7	DePaul	1-0	7	2-4	.500	0-0	.000	2-3	.667	1-1	2	1	0	1	0	1	6
D12	# 5 Kentucky	1-0	2	0-0	.000	0-0	.000	0-0	.000	0-1	1	0	0	0	0	0	0
D19	Princeton	1-0	9	0-0	.000	0-0	.000	1-2	.500	0-0	0	4	1	1	0	1	1
D23	North Texas	1-0	18	10-10	1.000	0-0	.000	8-8	1.000	2-3	5	2	2	2	1	0	28
D27	S. Carolina State	1-0	12	1-2	.500	0-0	.000	3-6	.500	0-1	1	3	1	0	0	0	5
J3	# 2 Duke	1-0	14	5-9	.556	0-0	.000	0-0	.000	4-3	7	3	0	1	2	1	10
J7	Virginia	1-0	8	1-2	.500	0-0	.000	1-2	.500	0-1	1	2	0	1	2	0	3
J10	NC State	1-0	13	1-1	1.000	0-0	.000	0-0	.000	0-1	1	1	0	1	1	1	2
J13	# 7 N. Carolina	1-0	2	0-0	.000	0-0	.000	0-0	.000	0-0	0	3	0	1	0	0	0
J19	Georgia Tech	1-0	3	0-0	.000	0-0	.000	0-0	.000	0-2	2	0	0	0	0	0	0
J27	Florida State	1-0	15	4-6	.667	1-1	1.000	0-0	.000	1-1	2	3	0	1	1	0	9
J31	Wake Forest	1-0	13	2-6	.333	0-0	.000	0-2	.000	2-1	3	2	0	1	0	1	4
F3	# 2 Duke	1-0	19	5-5	1.000	0-0	.000	2-3	.667	3-2	5	5	2	1	0	0	12
F6	Virginia	1-1	26	6-10	.600	0-0	.000	2-5	.400	0-5	5	4	0	2	1	2	14
F10	NC State	1-1	21	3-5	.600	0-0	.000	1-4	.250	1-3	4	4	0	0	0	1	7
F13	#10 N. Carolina	1-1	26	4-6	.667	0-0	.000	2-2	1.000	3-1	4	4	3	3	4	5	10
F21	Georgia Tech	1-1	19	3-6	.500	0-0	.000	1-2	.500	1-5	6	3	0	0	1	2	7
F24	Clemson	1-0	24	3-4	.750	1-1	1.000	0-0	.000	2-3	5	4	2	1	1	1	7
F27	Florida State	1-1	26	2-5	.400	0-0	.000	2-6	.333	1-2	3	4	0	4	1	4	6
M5	Florida State (ACC)	1-1	24	6-8	.750	0-0	.000	6-8	.750	0-4	4	2	0	1	1	0	18
M6	#15 N. Carolina (ACC)	1-1	24	1-5	.200	0-0	.000	4-4	1.000	2-3	5	3	1	2	0	0	6
M11	Valparaiso (NCAA)	1-1	15	1-3	.333	0-0	.000	4-6	.667	2-3	5	3	1	2	0	0	15
M13	Creighton (NCAA)	1-1	14	6-9	.667	0-0	.000	4-7	.571	3-1	4	4	0	0	0	0	16
M18	#8 St. John's (NCAA)	1-1	13	2-7	.286	0-0	.000	2-2	1.000	3-5	8	4	1	0	0	0	6

C A R E E R S T A T I S T I C S

YEAR	G-GS	FG-FGA	PCT	\-3-POINT-\		FT-FTA	PCT	PTS-AVG	OFF	DEF	TOT	PF-D	AST	TO	BLK	STL	MIN
				REB	REB				REB-AVG								
1998-99	32-10	82-137	.599	2-2	1.000	51-89	.573	217-6.8	40	76	116-3.6	75-0	18	29	24	22	463
CAREER	32-10	82-137	.599	2-2	1.000	51-89	.573	217-6.8	40	76	116-3.6	75-0	18	29	24	22	463

A C C S T A T I S T I C S


YEAR	G-GS	FG-FGA	PCT	\-3-POINT-\		FT-FTA	PCT	PTS-AVG	OFF	DEF	TOT	PF-D	AST	TO	BLK	STL	MIN
				REB	REB				REB-AVG								
1998-99	15-5	41-70	.586	2-2	1.000	12-27	.444	96-6.4	22	33	55-3.7	43-0	10	24	14	7	278
CAREER	15-5	41-70	.586	2-2	1.000	12-27	.444	96-6.4	22	33	55-3.7	43-0	10	24	14	7	278

N C A A T O U R N A M E N T S T A T I S T I C S

YEAR	G-GS	FG-FGA	PCT	\-3-POINT-\		FT-FTA	PCT	PTS-AVG	OFF	DEF	TOT	PF-D	AST	TO	BLK	STL	MIN
				REB	REB				REB-AVG								
1998-99	3-3	9-19	.474	0-0	.000	10-15	.667	28-9.3	6	9	15-5.0	11-0	2	2	0	0	42
CAREER	3-3	9-19	.474	0-0	.000	10-15	.667	28-9.3	6	9	15-5.0	11-0	2	2	0	0	42

C A R E E R S T A T I S T I C S V S . A C C T E A M S

Team	G-GS	FG-FGA	PCT	\-3-POINT-\		FT-FTA	PCT	PTS-AVG	OFF	DEF	TOT	PF-D	AST	TO	BLK	STL	MIN
				REB	REB				REB-AVG								
Clemson	1-0	3-4	.750	1-1	1.000	0-0	.000	7-7.0	3	5	8-8.0	4-0	2	1	1	1	24
Duke	2-0	10-14	.714	0-0	.000	2-3	.667	22-11.0	7	5	12-6.0	5-0	1	1	2	2	33
Florida State	3-2	12-19	.631	1-1	1.000	8-14	.571	33-11.0	2	7	9-3.0	9-0	0	6	3	4	65
Georgia Tech	2-1	3-6	.500	0-0	.000	1-2	.500	7-3.5	1	7	8-4.0	3-0	0	0	1	2	22
North Carolina	3-2	5-11	.455	0-0	.000	6-6	1.000	16-5.3	5	4	9-3.0	10-0	4	6	4	3	52
NC State	3-2	8-12	.667	0-0	.000	2-8	.250	18-6.0	2	8	10-3.3	10-0	0	2	2	4	68
Virginia	2-1	7-12	.583	0-0	.000	3-7	.429	17-8.5	0	6	6-3.0	6-0	0	3	3	2	34
Wake Forest	2-0	4-11	.364	0-0	.000	1-3	.333	9-4.5	6	4	10-5.0	6-0	0	2	2	0	27



3

Juan Dixon

R-Sophomore • Guard
6-3 • 152
Baltimore, Md.
Calvert Hall

SIGNATURE GAMES

- Dixon scored a career-high 18 points on six-of-11 shooting (54.6) from the field and grabbed five rebounds in 21 minutes of play against Wake Forest on Jan. 31, 1999. He scored on a career-high six field goals, tied his career-high with four 3-point shots made and was a perfect two-of-two from the foul line.
- Dixon scored 14 points and grabbed a career-high nine rebounds to help Maryland past Western Carolina on Nov. 14, 1998 in his college debut. Dixon shot five-of-nine from the field (.556) and four-of-seven from the 3-point line (.571).

CAREER HIGHS

PTS	18	at Wake Forest (1-31-99)
FGM	6	at Wake Forest (1-31-99)
FGA	13	vs North Texas (12-23-98)
FG%	100.0	vs Duquesne (11-23-98)
3FGM	4	vs Western Carolina (11-14-98) at Wake Forest (1-31-99)
3FGA	7	vs Western Carolina (11-14-98) at Wake Forest (1-31-99)
3FG%	100.0	vs three teams (last vs Georgia Tech 2-21-99)
FTM	7	vs DePaul (12-7-98)
FTA	8	vs DePaul (12-7-98)
FT%	100.0	vs ten teams (last vs Florida State 3-5-99)
OR	4	vs North Texas (12-23-98)
DR	8	vs Western Carolina (11-14-98)
REBS	9	vs Western Carolina (11-14-98)
AST	4	vs Duquesne (11-23-98) vs DePaul (12-7-98) vs Georgia Tech (2-21-99)
BLK	1	at Georgia Tech (1-19-99)
STL	5	vs Pittsburgh (11-28-98)
MIN	23	vs Duquesne (11-23-99)

On Dixon: Earned honorable-mention ACC All-Freshman honors as he averaged 7.4 points and 2.6 rebounds during his inaugural collegiate season, 1998-99. Led all ACC freshmen in steals (50) and steals per game (1.5). His 50 steals ranks as the second-best single-season effort by a Maryland freshman behind only Johnny Rhodes' 71 during the 1993 season. Became the first freshman in school history to lead the Terps in free-throw percentage (.830). His 36 3-point shots made ranks tied as the second-best effort by a Maryland freshman. His 97 attempts from beyond the arc also ranks second among all freshmen in school history. Johnny Rhodes (59-173) is the freshmen leader in both categories during the 1993 season. Among the freshmen leaders in the ACC in 3-point shooting. His 36 3-point shots made ranked fourth while his .371 shooting percentage ranked second only to Chris Dawson of Wake Forest among all conference freshmen.

As a Redshirt Freshman: Honorable mention ACC All-Freshman team selection. His 7.4 points per game average ranked fifth on the team and first among freshmen. Began the season in strong fashion with 14 points in his first game against Western Carolina on Nov. 14 and double-figure scoring in seven of his first 10 career games. Proved to be the Terps' top free-throw shooter over the course of the season and earned the banquet award as the team's best free-throw shooter. Was perfect eight times during the season including four-of-four against AU Puerto Rico in the Puerto Rico Shootout and five-of-five against No. 5 Kentucky in Rupp Arena. His longest stretch without missing was 12 consecutive shots dating from Maryland's victory over Duquesne on Nov. 23 through the Terps' Puerto Rico Shootout championship-clinching victory over Pittsburgh on Nov. 28 - a span of four games. Shot 80 percent (eight-of-10) from the line against the nine ranked teams on Maryland's schedule. Was nearly perfect, seven-of-eight, against DePaul in the championship game of the BB&T Classic. His 14 points against Western Carolina came on an amazing 3-point shooting display as he made four-of-seven (.571) shots from behind the arc. Also grabbed a career-high nine rebounds, dished off two assists and had two steals against WCU. Hit his first career 3-point shot only 10:52 into his first career game. Made at least one 3-point shot attempt in his first nine games and was the team leader at that point with a .500 shooting percentage (.7-3.4) from beyond the arc. Three or more 3-point shots made came against Western Carolina, No. 10 UCLA, Wake Forest at home, Princeton, and Wake Forest on the road. Maryland was 4-1 when Dixon hit three or more 3-point shots. Scored his career high of 18 points at Wake Forest on Jan. 31. Tied his effort with four 3-point shots made against the Demon Deacons in a team-leading effort. Was the second time during his freshman season that he led the Terps in scoring (also against AU Puerto Rico on Nov. 26). Scored 14 points as Maryland defeated AU Puerto Rico in the first round of the Puerto Rico

Shootout. Was four-of-five from the field and a perfect four-of-four from the free-throw line. Scored in double figures in all three games of the Shootout as the Terps won the championship. Averaged 12.3 points, 2.0 rebounds and 3.7 steals and shot 60.0 percent (12-20) from the field in the Terps' three-game sweep. Was also a combined seven-of-13 (.538) from the 3-point arc as the Terps defeated AU Puerto Rico, No. 10 UCLA and Pittsburgh. Added 14 points in 16 minutes against Wake Forest in Cole Field House on Dec. 3 in his ACC debut and 12 points against DePaul in the championship game of the BB&T Classic on Dec. 8. Hit two game-clinching free throws to lead Maryland past Virginia on Jan. 7 in Charlottesville. His two free throws came with 3.4 seconds remaining and put the Terps up 71-66. His free throws made the game a two-possession affair. Scored 11 first-half points to help the Terps past the Cavaliers in Cole Field House on Feb. 6. Hit three 3-pointers and a 2-point jumper within a span of 5:35 to help Maryland to a 44-32 halftime lead. His first 3-pointer (with 10:32 remaining) gave the Terps a 19-18 lead, he then hit a short jumper (with 8:28 remaining) to give Maryland another lead, 23-21, then he extended Maryland's lead to 28-24 (with 5:52 remaining) with a second 3-pointer and put the Terps up by seven, 31-24, (with 4:57 remaining) with his third 3-pointer of the half. Hit a four-foot jumper to give the Terps a 29-27 lead with 4:27 remaining in the first half. Dixon was fouled on the play and hit the ensuing free throw to extend the Terps' lead to 30-27. Beginning with Dixon's jumper, the Terps outscored the Yellow Jackets, 21-4, over the remainder of the half. Enjoyed a stellar first NCAA Tournament as he averaged 6.0 points, 2.3 rebounds and 12.7 minutes per game as the Terps advanced to the "Sweet 16" for the fourth time in six years. His NCAA Tournament high of seven points came against Creighton in the second round. Played an NCAA Tournament career high of 17 minutes, scored five points and added one assist against St. John's.

At Calvert Hall: Two-time All-Metro first-team selection by the Baltimore Sun. Originally signed with Maryland during the fall 1996 recruiting period. Spent the 1997-98 season as a redshirt member of the team. Joined the team after the fall semester 1997 and practiced with the team throughout the second semester of the season. All-Baltimore City/County first-team selection by the Baltimore Sun following his stellar junior and senior seasons. All-Catholic League first-team and All-Catholic League Tournament selection. Scored 1,590 total career points. Scored 790 points and averaged 23.4 points and 4.5 rebounds during his senior season. Shot nearly 90 percent from the free-throw line as a senior. Averaged 21.9 points while shooting 47 percent from the field as a junior. Led Calvert Hall to the Catholic League Tournament finals during his sophomore, junior and senior seasons. Calvert Hall won consecu-





P L A Y E R P R O F I L E S

five MIAA conference championships with Dixon in the lineup named the Most Valuable Player at the Eastern States Christmas Tournament his senior season played in the Capital Classic at USAirways Arena where he scored four points, grabbed three rebounds, had two assists and one steal scored a career-high 46 points against Washington, D.C. city champion Anacostia in December of his senior season in the Gonzaga/D.C. Boy's Basketball Classic... his 46 points was a tournament record and he tied the tournament record with eight 3-point field goals made

Personal: Born Oct. 9, 1978 he is guided by his grandparents Roberta Graves, Winonia Dixon and Warrick Graves, aunts Janice Dixon, Shelia Dixon, Sherrice Driver and Victoria Roles, uncles Mark Smith, Tony Dixon, and, most importantly, brother Phil Dixon the second of

three children born to Juanita and Phil, Dixon, Jr. has an older brother, Phil (25), a younger sister Nichole (18), and a younger brother Jermaine Cooper (12) major is letters and sciences



G A M E - B Y - G A M E S T A T I S T I C S

		1 9 9 8 - 9 9															
Date	Opponent	G-GS	Min.	FG-A	Pct.	3FG-A	Pct.	FT-A	Pct.	O-D	Tot	PF	A	TO	B	S	Pts
N14	Western Carolina	1-0	21	5-9	.556	4-7	.571	0-0	.000	1-8	9	0	2	2	0	1	14
N17	UMBC	1-0	13	2-7	.286	2-6	.333	1-2	.500	1-1	2	4	2	2	0	2	7
N20	Hofstra	1-0	15	3-7	.429	1-3	.333	2-4	.500	1-4	5	1	0	4	0	2	9
N23	Duquesne	1-0	23	2-2	1.000	1-1	1.000	5-6	.556	0-5	5	3	4	3	0	1	10
N26	AU Puerto Rico	1-0	11	4-5	.800	2-3	.667	4-4	1.000	0-2	2	0	0	1	0	1	14
N27	# 10 UCLA	1-0	17	3-8	.375	3-6	.500	2-2	1.000	0-1	1	1	1	0	0	4	11
N28	Pittsburgh	1-0	16	5-7	.714	1-2	.500	1-1	1.000	2-1	3	2	3	3	0	3	12
D3	Wake Forest	1-0	16	4-6	.667	3-5	.600	3-4	.750	0-5	5	2	2	3	0	1	14
D6	# 5 Stanford	1-0	12	0-3	.000	0-1	.000	0-0	.000	0-0	0	1	1	0	0	0	0
D7	DePaul	1-0	21	2-5	.400	1-2	.500	7-8	.875	2-2	4	2	4	3	0	2	12
D12	# 5 Kentucky	1-0	13	1-5	.200	0-2	.000	5-5	1.000	2-0	2	3	2	1	0	2	7
D19	Princeton	1-0	18	4-6	.667	3-4	.750	2-2	1.000	0-1	1	3	3	1	0	2	13
D23	North Texas	1-0	22	3-13	.231	0-6	.000	0-0	.000	4-2	6	0	3	1	0	4	6
D27	South Carolina State	1-0	20	3-5	.600	1-3	.333	0-0	.000	0-4	4	3	2	5	0	4	7
J3	# 2 Duke	1-0	17	1-4	.250	0-3	.000	1-2	.500	0-2	2	3	1	1	0	1	3
J7	Virginia	1-0	14	1-2	.500	0-0	.000	2-2	1.000	1-2	3	4	0	3	0	0	4
J10	NC State	1-0	13	1-2	.500	0-1	.000	0-0	.000	0-0	0	1	1	1	0	1	2
J13	# 7 N Carolina	1-0	9	3-5	.600	0-1	.000	0-0	.000	1-0	1	1	1	0	0	0	6
J19	Georgia Tech	1-0	13	2-6	.333	1-4	.250	0-0	.000	0-2	2	3	0	2	1	2	5
J24	Clemson	1-0	6	0-1	.000	0-1	.000	0-0	.000	0-0	0	1	0	0	0	0	0
J27	Florida State	1-0	13	4-6	.667	0-1	.000	2-2	1.000	0-2	2	2	2	2	0	2	10
J31	Wake Forest	1-0	21	6-11	.545	4-7	.571	2-2	1.000	0-4	4	3	2	0	0	1	18
F3	# 2 Duke	1-0	15	2-7	.286	0-0	.000	0-0	.000	0-0	0	2	0	1	0	0	4
F6	Virginia	1-0	18	4-9	.444	3-6	.500	0-0	.000	1-1	2	4	1	0	0	2	11
F10	NC State	1-0	15	0-4	.000	0-2	.000	0-0	.000	1-1	2	2	0	1	0	2	0
F13	#10 N. Carolina	1-0	12	3-4	.750	1-1	1.000	0-1	.000	0-1	1	1	1	1	0	0	7
F21	Georgia Tech	1-0	17	4-8	.500	1-1	1.000	3-3	1.000	1-4	5	0	4	0	0	1	12
F24	Clemson	1-0	11	0-4	.000	0-2	.000	0-0	.000	1-1	2	0	1	3	0	0	0
F27	Florida State	1-0	10	2-3	.667	0-0	.000	0-0	.000	0-0	0	1	1	1	0	2	4
M5	Florida State (ACC)	1-0	11	3-6	.500	1-2	.500	1-1	1.000	2-0	2	2	1	0	0	1	8
M6	#15 N. Car. (ACC)	1-0	13	1-4	.250	0-1	.000	0-0	.000	2-1	3	0	1	1	0	2	2
M11	Valparaiso (NCAA)	1-0	8	2-6	.333	1-2	.500	1-2	.500	1-2	3	3	0	1	0	0	6
M13	Creighton (NCAA)	1-0	13	3-5	.600	1-2	.500	0-0	.000	1-0	1	0	1	3	0	1	5
M18	#8 St. John's (NCAA)	1-0	17	2-7	.286	1-5	.200	0-0	.000	1-2	3	0	1	3	0	1	5

C A R E E R S T A T I S T I C S

YEAR	G-GS	FG-FGA	.PCT	\-3-POINT-\		FT-FTA	.PCT	PTS-AVG	OFF	DEF	TOT	PF-D	AST	TO	BLK	STL	MIN
				REB	REB				REB-AVG								
1998-99	34-0	85-192	.443	36-97	.371	44-53	.830	250-74	28	60	88-2.6	59-0	47	50	1	50	505
CAREER	34-0	85-192	.443	36-97	.371	44-53	.830	250-74	28	60	88-2.6	59-0	47	50	1	50	505

A C C S T A T I S T I C S

YEAR	G-GS	FG-FGA	.PCT	\-3-POINT-\		FT-FTA	.PCT	PTS-AVG	OFF	DEF	TOT	PF-D	AST	TO	BLK	STL	MIN
				REB	REB				REB-AVG								
1998-99	16-0	37-82	.451	13-39	.333	13-16	.813	100-6.3	8	24	32-2.0	30-0	17	19	1	15	220
CAREER	16-0	37-82	.451	13-39	.333	13-16	.813	100-6.3	8	24	32-2.0	30-0	17	19	1	15	220

N C A A T O U R N A M E N T S T A T I S T I C S

YEAR	G-GS	FG-FGA	.PCT	\-3-POINT-\		FT-FTA	.PCT	PTS-AVG	OFF	DEF	TOT	PF-D	AST	TO	BLK	STL	MIN
				REB	REB				REB-AVG								
1998-99	3-0	7-18	.389	3-9	.333	1-2	.500	18-6.0	3	4	7-2.3	4-0	1	4	0	1	38
CAREER	3-0	7-18	.389	3-9	.333	1-2	.500	18-6.0	3	4	7-2.3	4-0	1	4	0	1	38

C A R E E R S T A T I S T I C S V S . A C C T E A M S

Team	G-GS	FG-FGA	.PCT	\-3-POINT-\		FT-FTA	.PCT	PTS-AVG	OFF	DEF	TOT	PF-D	AST	TO	BLK	STL	MIN
				REB	REB				REB-AVG								
Clemson	2-0	0-5	.000	0-3	.000	0-0	.000	0-0.0	0	0	0-0.0	1-0	1	3	0	0	17
Duke	2-0	3-11	.273	0-7	.000	1-2	.500	7-3.5	0	2	2-1.0	5-0	1	2	0	1	32
Florida State	3-0	9-15	.600	1-3	.333	3-3	1.000	22-7.3	2	2	4-1.3	4-0	4	3	0	5	34
Georgia Tech	2-0	6-14	.429	2-5	.400	3-3	1.000	17-8.5	1	6	7-3.5	3-0	4	2	1	3	30
North Carolina	3-0	7-13	.538	1-3	.333	0-1	.000	15-5.0	3	2	5-1.7	2-0	3	2	0	2	34
NC State	2-0	1-6	.167	0-3	.333	0-0	.000	2-1.0	1	1	2-1.0	1-0	1	2	0	3	28
Virginia	2-0	5-11	.454	3-6	.500	2-2	1.000	15-7.5	2	3	5-2.5	8-0	1	3	0	2	32
Wake Forest	2-0	10-17	.588	7-12	.583	5-6	.833	32-16.0	2	8	10-5.0	5-0	4	3	0	2	37



15

Danny Miller

Sophomore • Guard
6-8 • 205
Mt. Holly, N.J.
Rancocas Valley

SIGNATURE GAME

• Miller scored six of the most important points of the 1998-99 season on successive possessions against Stanford to lead the Terps past the Cardinal, 62-60, on Dec. 6, 1998. Miller hit two 3-point shots to help the Terps begin a 19-6 run and recover from a 20-12 disadvantage which saw the Terps go from eight points down to five points ahead late in the first half.

CAREER HIGHS

PTS	14	vs AU Puerto Rico (11-26-98)
FCM	6	vs AU Puerto Rico (11-26-98)
FCA	9	vs AU Puerto Rico (11-26-98)
FC%	100.0	vs four teams (last at Florida State 2-27-99)
3FCM	3	vs Virginia (2-6-99)
3FCA	4	vs Virginia (2-6-99)
3FC%	100.0	vs Stanford (12-6-98) vs St. John's (3-18-99)
FTM	3	vs Hofstra (11-20-98) vs Duquesne (11-23-98)
FTA	5	vs Hofstra (11-20-98) vs Florida State (3-5-99)
FT%	100.0	vs four teams (last vs St. John's 3-18-99)
OR	3	vs AU Puerto Rico (11-26-98) vs DePaul (12-7-98)
DR	6	vs Hofstra (11-20-98)
REBS	7	vs Hofstra (11-20-98)
AST	4	vs North Texas (12-23-98) at Florida State (1-27-99)
BLK	1	vs eight teams (last vs St. John's 3-18-99)
STL	3	vs three teams (last vs Creighton 3-13-99)
MIN	24	vs Creighton (3-13-99)

On Miller: Displayed his exceptional talents and future potential as a member of the Terps' nine-man rotation during the 1998-99 season. . . was one of only two Terp freshmen to play in all 34 games during the season and averaged 4.2 points and 2.1 rebounds. . . his 13 3-point shots made ranks tied for the 13th-best single season total by a freshman in school history while his 39 3-point shot attempts ranks as the fifth-highest total by a Maryland freshman. . . Miller's 34 steals ranks as the eighth-highest total by a Terp freshman. . . was named to Dick Vitale's Division I All-Miller team during the season. . . Vitale's All-Miller team named the top players in college basketball with the last name of Miller.

As a Freshman: Averaged 4.2 points (seventh on the team) and 1.0 steals (sixth on the team) while playing in all 34 games and averaging 14.3 minutes per game. . . playing time increased as the season went on. . . averaged 13.4 minutes in the first 22 games of the season; 16.9 in the final 10 games of the season; 20.2 over the last five; and 21.0 in the Terps' three-game NCAA Tournament run. . . double-figure minutes came in the last 14 games of the season. . . one of only five ACC freshmen to play in 34 or more games during the 1998-99 season. . . Miller (34 games played) was joined by teammate Juan Dixon (34), Kris Lang of North Carolina (34), Will Solomon of Clemson (34) and Corey Maggette of Duke (39) as the freshmen who earned the most playing time in terms of number of games during the season. . . ranked fifth among all league freshmen with a 48.2 field goal shooting percentage. . . found his stroke from the field as the season went on to eventually rank among the team and conference freshmen leaders. . . shot 51.3 percent (20-39) from the field in the last 10 games of the season after shooting 42.3 (22-52) in the first 22 games. . . shot 57.1 percent in the ACC Tournament (eight-of-14). . . may have been at his best in the Terps' five postseason games as he averaged 7.6 points and 2.6 rebounds while averaging 20.2 minutes played as Maryland advanced to the semifinals of the ACC Tournament and to the "Sweet 16" of the NCAA Tournament. . . played 101 total postseason minutes and totaled 38 points, 13 rebounds, seven assists and 11 steals. . . ranked fifth among all Terps and first among bench players in scoring during the postseason. . . burst onto the national scene with a six-point performance in No. 2 Maryland's victory over No. 5 Stanford in the first round of the BB&T Classic in Washington, D.C. . . hit 3-pointers on successive possessions to help the Terps recover from a 20-12 disadvantage to a slim, 20-18 disadvantage. . . Miller hit his first 3-point shot at the 8:34 mark on an assist from senior guard Terrell Stokes and nailed another at the 7:56 mark directly off a steal by Stokes. . . Miller's two 3-pointers began a five-minute, 19-6 run which saw the Terps go from eight points down to five points up at the 3:33 mark. . . Maryland led 39-32 at the half. . . Miller made one of the most important defensive stops of the season late in the second half

against the Cardinal. . . with the Terps up 52-51 with 5:43 remaining, Miller blocked a potential go-ahead shot attempt by Mark Madsen which turned into a layup for Terp All-American Steve Francis at the other end. . . Stanford never regained the lead after that play and Maryland won the game, 62-60. . . scored his career high of 14 points in the Terps' victory over AU Puerto Rico in the opening round of the Puerto Rico Shootout. . . his 14 points tied him with fellow freshman Juan Dixon for team and game-high scoring honors. . . scored his career high of six field goals on his career-high nine field goal attempts against AUPR. . . averaged 5.3 points, two rebounds and 0.7 assists in three games as Maryland won the tournament championship. . . double-figure scoring came in back-to-back games of the ACC Tournament against Florida State (10 points in 20 minutes) and No. 15 North Carolina (11 points in 18 minutes). . . shot eight-of-14 (.571) from the field at the ACC Tournament. . . nine of his 11 points came during the Terps' second-half comeback attempt against North Carolina. . . credited with a steal that began Maryland's comeback with 7:18 remaining in the half. . . hit a 3-point shot at the 5:54 mark to bring the Terps to within 14. . . recorded his second of three steals during the game only 13 seconds later to gain back possession for the Terps. . . recorded his third steal within a two-minute period and fed Steve Francis for a layup to bring the Terps to within 11 at the 4:59 mark. . . scored 11 points against Virginia (including eight in the first half) as Maryland defeated the Cavaliers in Cole Field House on Feb. 6. . . a late 3-pointer gave the Terps breathing room down the stretch (82-72 with 1:10 remaining in the game) in the Terps' 88-72 victory. . . career high of seven rebounds came against Hofstra on Nov. 20. . . grabbed five or more rebounds on five occasions. . . Maryland was 5-0 in those games. . . ACC career high of five rebounds against Florida State as Maryland won in Cole Field House on Jan. 27. . . career high of four assists came in home games against North Texas and Florida State. . . career-high three steals against Western Carolina in his first collegiate game on Nov. 14, in the ACC Tournament against North Carolina and in the NCAA Tournament against Creighton.

At Rancocas Valley: Averaged 20.5 points, 7.9 rebounds and 3.4 assists per game while shooting 45.1 percent from the floor as a senior. . . a consensus All-America selection his senior season who appeared on all of the national lists of the top prep players. . . an All-America selection by each of the four major national publications. . . selected as a member of the McDonald's All-America team, the USA Today Super 25 squad and the Parade Magazine and Street and Smith's Magazine All-America teams. . . his selection by each of the four publications placed him in a prestigious class of high school players who will have attended the University of Maryland or any of the nine ACC schools. . . was selected as



P L A Y E R P R O F I L E S

one of only 24 players from among 1,500 nominees from across the nation to participate in the McDonald's Game ... also named the South New Jersey Player of the Year ... the top high school guard in the state of New Jersey ... was ranked among the nation's top 15 high school players by nationally renowned Bob Gibbons' recruiting services throughout his senior season and was ranked as the 11th-best player by the end of the year by the Gibbons service ... led Rancocas Valley to state championships during his sophomore and senior seasons.

Personal: Born March 18, 1980 and is the son of Rose and Mick Miller. Father is an accountant and mother is a nurse. His older brother, Greg, is a junior guard at the University of Delaware. Greg averaged 6.0 points

in 31 games (19 as a starter) as Delaware played in the 1999 NCAA Tournament. Father, Mick, and a brother, Mike, both played at Muhlenberg College in Allentown, Pa. Major is letters and sciences.



G A M E - B Y - G A M E S T A T I S T I C S																	
1 9 9 8 - 9 9																	
Date	Opponent	G-GS	Min.	FG-A	Pct.	3FG-A	Pct.	FT-A	Pct.	O-D	Tot	PF	A	TO	8	S Pts	
N14	Western Carolina	1-0	17	3-6	.500	0-3	.000	2-3	.667	1-1	2	2	0	6	1	3	8
N17	UMBC	1-0	13	3-4	.750	1-2	.500	1-3	.333	1-4	5	3	1	1	0	1	8
N20	Hofstra	1-0	20	1-3	.333	0-1	.000	3-5	.600	1-6	7	1	0	0	0	1	5
N23	Duquesne	1-0	14	1-3	.333	0-0	.000	3-4	.750	0-3	3	1	1	0	0	0	5
N26	AU Puerto Rico	1-0	18	6-9	.667	2-3	.667	0-2	.000	3-2	5	0	1	1	0	0	14
N27	# 10 UCLA	1-0	10	0-0	.000	0-0	.000	0-0	.000	0-0	0	2	1	1	0	1	0
N28	Pittsburgh	1-0	11	1-2	.500	0-1	.000	0-1	.000	0-2	1	1	0	2	0	1	2
D3	Wake Forest	1-0	15	1-3	.333	1-2	.500	0-0	.000	0-0	0	3	2	0	0	1	3
D6	# 5 Stanford	1-0	16	2-4	.500	2-2	1.000	0-0	.000	1-0	1	2	1	0	1	0	6
D7	DePaul	1-0	15	0-0	.000	0-0	.000	0-1	.000	3-2	5	0	3	0	0	0	0
D12	# 5 Kentucky	1-0	12	0-2	.000	0-1	.000	0-0	.000	0-1	1	5	0	1	0	0	0
D19	Princeton	1-0	13	3-4	.750	0-0	.000	0-0	.000	0-0	0	2	1	1	0	2	6
D23	North Texas	1-0	15	3-7	.429	0-3	.000	0-0	.000	1-2	3	0	4	2	1	2	6
D27	S Carolina State	1-0	12	1-2	.500	0-1	.000	1-2	.500	1-1	2	0	0	1	1	1	3
J3	# 2 Duke	1-0	5	0-0	.000	0-0	.000	0-0	.000	0-0	0	3	1	1	0	0	0
J7	Virginia	1-0	11	0-3	.000	0-1	.000	0-0	.000	1-1	2	3	0	3	0	1	0
J10	NC State	1-0	16	2-2	1.000	0-0	.000	2-4	.500	2-1	3	3	0	2	1	1	6
J13	# 7 N. Carolina	1-0	5	0-1	.000	0-0	.000	2-2	1.000	0-1	1	0	0	0	0	0	2
J19	Georgia Tech	1-0	7	0-1	.000	0-0	.000	1-2	.500	0-1	1	0	1	0	0	0	1
J24	Clemson	1-0	8	0-0	.000	0-0	.000	0-0	.000	0-1	1	0	0	0	0	2	0
J27	Florida State	1-0	16	1-4	.250	1-2	.500	0-0	.000	0-5	5	1	4	1	0	1	3
J31	Wake Forest	1-0	18	1-3	.333	1-3	.333	0-0	.000	0-0	0	1	1	0	0	0	3
F3	# 2 Duke	1-0	12	0-1	.000	0-1	.000	1-2	.500	0-0	0	2	2	0	0	1	1
F6	Virginia	1-0	19	4-7	.571	3-4	.750	0-0	.000	1-0	1	1	2	0	0	1	11
F10	NC State	1-0	19	1-1	1.000	0-0	.000	0-0	.000	0-1	1	3	3	0	0	0	2
F13	#10 N. Carolina	1-0	11	2-3	.667	0-1	.000	0-0	.000	0-3	3	2	2	2	1	0	4
F21	Georgia Tech	1-0	15	2-2	1.000	0-0	.000	0-2	.000	1-2	3	1	3	2	0	2	4
F24	Clemson	1-0	13	0-3	.000	0-2	.000	0-0	.000	0-0	0	2	1	0	1	1	0
F27	Florida State	1-0	10	1-1	1.000	0-0	.000	1-2	.500	1-2	3	1	1	1	0	0	3
M5	Florida State (ACC)	1-0	20	4-7	.571	0-1	.000	2-5	.400	2-1	3	1	3	1	0	2	10
M6	#15 N. Carolina (ACC)	1-0	18	4-7	.571	1-2	.500	2-2	1.000	2-2	4	3	2	1	0	3	11
M11	Valparaiso (NCAA)	1-0	20	3-6	.500	0-0	.000	1-2	.500	0-2	2	0	0	2	0	2	7
M13	Creighton (NCAA)	1-0	24	1-6	.167	0-2	.000	2-2	1.000	2-2	4	3	1	4	0	3	4
M18	#8 St. John's (NCAA)	1-0	19	2-3	.667	1-1	1.000	1-1	1.000	0-0	0	4	1	2	1	1	6

C A R E E R S T A T I S T I C S

YEAR	G-GS	FG-FGA	.PCT	\-3-POINT-\		FT-FTA	.PCT	PTS-AVG	OFF		DEF		TOT		PF-D	AST	TO	BLK	STL	MIN
				FG-FGA	.PCT				REB	REB	REB-AVG	REB-AVG								
1998-99	34-0	53-110	.482	13-39	.333	25-47	.532	14.4-2	24	48	72-21	57-1	44	38	8	34	487			
CAREER	34-0	53-110	.482	13-39	.333	25-47	.532	14.4-2	24	48	72-21	57-1	44	38	8	34	487			

A C C S T A T I S T I C S

YEAR	G-GS	FG-FGA	.PCT	\-3-POINT-\		FT-FTA	.PCT	PTS-AVG	OFF		DEF		TOT		PF-D	AST	TO	BLK	STL	MIN
				FG-FGA	.PCT				REB	REB	REB-AVG	REB-AVG								
1998-99	16-0	15-35	.429	6-16	.375	7-14	.500	4.3-2.7	6	18	24-15	26-0	24	12	3	11	200			
CAREER	16-0	15-35	.429	6-16	.375	7-14	.500	4.3-2.7	6	18	24-15	26-0	24	12	3	11	200			

N C A A T O U R N A M E N T S T A T I S T I C S

YEAR	G-GS	FG-FGA	.PCT	\-3-POINT-\		FT-FTA	.PCT	PTS-AVG	OFF		DEF		TOT		PF-D	AST	TO	BLK	STL	MIN
				FG-FGA	.PCT				REB	REB	REB-AVG	REB-AVG								
1998-99	3-0	6-15	.400	1-3	.333	4-5	.800	18-6.0	2	4	6-2.0	7-0	2	8	1	6	63			
CAREER	3-0	6-15	.400	1-3	.333	4-5	.800	18-6.0	2	4	6-2.0	7-0	2	8	1	6	63			

C A R E E R S T A T I S T I C S V S . A C C T E A M S


Team	G-GS	FG-FGA	.PCT	\-3-POINT-\		FT-FTA	.PCT	PTS-AVG	OFF		DEF		TOT		PF-D	AST	TO	BLK	STL	MIN
				FG-FGA	.PCT				REB	REB	REB-AVG	REB-AVG								
Clemson	2-0	0-3	.000	0-2	.000	0-0	.000	0-0.0	1	1	2-1.0	4-0	2	0	1	3	21			
Duke	2-0	0-1	.000	0-1	.000	1-2	.500	1-0.5	0	0	0-0.0	5-0	3	1	0	1	17			
Florida State	3-0	6-12	.500	1-3	.333	3-7	.429	16-5.3	3	8	11-3.7	3-0	8	3	0	3	46			
Georgia Tech	2-0	2-3	.667	0-0	.000	1-4	.250	5-2.5	1	3	4-2.0	1-0	4	2	0	2	22			
North Carolina	3-0	6-11	.545	1-3	.333	4-4	1.000	17-5.7	2	6	8-2.7	5-0	4	3	1	3	34			
NC State	2-0	3-3	1.000	0-0	.000	2-4	.500	8-4.0	2	2	4-2.0	6-0	3	2	1	1	35			
Virginia	2-0	4-10	.400	3-5	.600	0-0	.000	11-5.5	2	2	4-2.0	4-0	2	3	0	2	30			
Wake Forest	2-0	2-6	.333	2-5	.400	0-0	.000	6-3.0	0	0	0-0.0	4-0	3	0	0	1	33			



25

Steve Blake

Freshman • Guard
6-3 • 175
Miami Lakes, Fla.
Oak Hill Academy



On Blake: "Steve's a natural leader. You give him the ball and everyone on the court seems to know that he's the point guard, the guy in charge, the floor general. He makes everyone around him better. If a teammate is open, he will find a way to get him the basketball," said Louis Wilson, who coached him during the 1999 Capital Classic All-Star game. All-America honorable mention selection following his senior season by *USA Today*. Named the runner-up for the "Mr. Basketball" award in the state of Virginia following his senior season at Oak Hill. Ranked as the second-best prep point guard by recruiting analyst Bob Gibbons. Ranked as the sixth-best point guard entering the collegiate ranks this season by recruiting expert Brick Oettinger. Named as the 44th-best overall player in the prep class of 1999 by *Recruiter's Handbook* and the *ACC Area Sports Journal*. In the final game of his high school career, Blake led a team of ACC future stars past a team of future SEC stars, 145-115, in Reynolds Coliseum on the NC State campus in the Filaf USA Hoops Challenge. Displayed his awesome potential as he led all players with 10 assists and six steals while adding four points in 22 minutes of play... was a strong candidate for MVP honors and the top defensive player throughout the game. As a starter in the Capital Classic he had five points, two steals and one assist. His assist total should have been higher but his exquisite variety of passes to teammates in scoring position were often dropped. Helped lead the Capital team to victory for the first time since former Terp All-American Joe Smith led the Capitals to vic-

tory in 1993. Finished his high school career with an amazing 100-4 record.

At Oak Hill: Started at point guard and averaged 8.8 points and 7.3 assists as Oak Hill was named the high school national champion by *USA Today*, *ESPN* and the *Associated Press*. Oak Hill continued the outstanding Warrior tradition with a perfect 31-0 record, becoming the school's third undefeated team in the last nine seasons. Oak Hill defeated seven of the top 25 nationally ranked teams during the season. Scored 16 points and added 10 assists as Oak Hill defeated Mt. Zion (N.C.) to win the championship of the Reebok Invitational 'Las Vegas Holiday Tournament. Named to the all-tournament team at Las Vegas. Averaged 6.3 assists in three games as Oak Hill won the Glaxo-Wellcome Holiday Tournament in Raleigh, N.C. Credited with six assists as Oak Hill defeated Christ the King (N.Y.) in the championship game. Season-high 13 assists came at Minnetonka (Minn.) High School on Jan. 30.

At Miami Senior: The starting point guard at Miami Senior High School as a junior. Led Miami Senior to a 36-1 record and the 6A Florida state championship. Team was ranked No. 4 in the final rankings by *USA Today*. Was an All-America honorable mention selection by *USA Today*, all-state second-team selection, all-county first-team choice and a member of the state championship series all-tournament team. All-tournament team selection at the Iolani Tournament (Hawaii). Was selected to the all-tournament team and named the most valuable player at the Chelsea Tournament (Boston). Scored 14 points - 12 from 3-point range - as Miami won the 1998 state championship. Scored 17 points for Miami Senior as the Stingerees defeated Dillard in the Wilt Chamberlain Rising Star Shootout with the tournament's namesake in attendance.

At Miami Killian: Played on the varsity as a freshman and sophomore at Miami Killian. Starting point guard who led Killian to a 33-3 record and to the semifinals of the 6A state tournament. The first point guard to take Killian to the state semifinals in 19 years. Named to the state championship series all-tournament team and was an all-state honorable mention selection. Earned all-tournament team honors in the Junior Orange Bowl Classic as a freshman and sophomore. All-county first-team as a sophomore and second-team as a freshman.

International: Helped lead the United States to a gold medal in the 1998 Junior World Championship qualifying tournament prior to his senior season at Oak Hill as he played in all six games of the tournament and averaged 14.5 minutes per game. Tied for the team lead in assists with 20, an average of 3.3 per game. Credited with a team-high four assists in the gold medal game against Argentina. Tied for the team high in assists against Canada with four, against Cuba with four, and against Brazil with five. Tied for the team assist lead with Florida's Mike Miller. Scored a

personal-best eight points against Canada in the first game of the tournament. Scored on five-of-nine free throws against Canada. Was a perfect two-of-two from the free-throw line in the gold medal game against Argentina. Selected as a member of the U.S. Junior World Championship Team which played in Portugal in July of 1999.

Personal: Born Feb. 26, 1980 in Hollywood, Fla. Steve is the son of Richard and Cindy Blake. He is the youngest of four - three older sisters. A member of the National Honor Society and graduated fourth in his senior class at Oak Hill. Played in the Charlie Weber Invitational Tournament in Cole Field House prior to both his junior and senior years in high school.





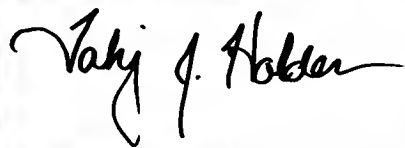
P L A Y E R P R O F I L E S



45

Tahj Holden

Freshman • Forward
6-10 • 235
Little Silver, N.J.
Red Bank Regional



Matawan on Jan. 22 had 19 points, six rebounds and five blocked shots against St. Patrick's of Elizabeth in the Reebok Prime Time Shootout on Feb. 14 scored a team-high 21 points against Chester on Feb. 15 scored 24 points, 11 rebounds, six assists and five blocked shots against Lakewood in the Shore Conference Tournament semifinals hit two pressure-packed free throws with 23 seconds remaining in the Shore Conference championship game to lead Red Bank to a 44-43 victory over Christian Brothers Academy Holden's shots propelled No. 12-ranked Red Bank past No. 3-ranked CBA scored a game-high 18 points to go along with four rebounds and three assists anchored the Red Bank defense which held CBA scoreless over the final 4:32 of the game blocked a career-high nine shots against Neptune in the tournament quarterfinals nearly lifted Red Bank to victory in the state tournament semifinals with a 13-point performance against Colonia put the Buccaneers ahead, 63-62, with two free throws with 1:58 remaining on the clock Colonia hit a desperation 3-pointer at the


buzzer to win the game averaged 14.4 points, 6.8 rebounds, three assists and two blocked shots in leading Red Bank to a 20-9 record as a junior also made 36 3-point shots as a junior named All-Jersey Shore third-team as a junior led Red Bank Regional to the Central Jersey Group III championship game as a junior helped lead the US to a gold medal at the 1998 World Youth Games in Moscow during the summer prior to his senior season shot 13-of-21 (61.9) from the field, grabbed 12 rebounds, had seven assists, six steals and five blocked shots to lead his AAU team - the Central Jersey Hawks - to the championship game of the AAU national tournament and was named AAU All-America first-team ranked as the nation's 46th-best prep product entering his senior season by *Fastbreak Magazine*

Personal: Born Jan. 17, 1981 Tahj is the son of Debbie Holden was Student Council President as a senior a semifinalist in the National Achievement Scholarship Program



On Holden: "He's just a very big wing. You don't find many guys at [his size] who can shoot the three. He's very difficult to defend and he can put the ball on the floor and blow past you. He's matured and developed more each year and he just loves the game," said his high school coach, Steve Johnson. ... selected all-state by the *Associated Press* ... an all-state second-team choice following his senior season by the *Gannett* newspaper chain ... all-state fourth team by *New Jersey Hoops* ... played in the New Jersey Scholastic Coaches Association All-Star game following his senior season ... ranked as the 48th-best prep player entering the collegiate ranks for the 1999-2000 season by the *ACC Area Journal* and *Recruiter's Handbook*.


At Red Bank Regional: A three-year starter at Red Bank ... Red Bank was ranked as the top public high school team in the state of New Jersey during his senior season ... ranked 14th in the final poll of the 1999 season by *New Jersey Hoops* ... an All-Shore first-team selection as a senior by the *Asbury Park Press* ... named the area high school player of the year by the *Asbury Park Press* following his senior season ... scored 1,025 career points to rank in the top 10 in school history ... averaged 14.6 points on .520 percent field goal shooting to go along with 8.0 rebounds and 3.0 assists per game ... scored a season-high 24 points in a Shore Conference Tournament victory over Lakewood ... scored 23 points and eight rebounds against Gainesville (Fla.) on Jan. 24 and 16 points and 11 rebounds against



12

Drew Nicholas

Freshman • Guard
6-3 • 165
Hempstead, N.Y.
Long Island Lutheran



On Nicholas: "He's probably the most consistent player I've had in big games. The phrase 'complete player' comes to mind and I'd have to say he's the best," said his high school coach, Ronn Hall. Averaged 24.2 points, 4.5 rebounds, 4.0 assists and 3.7 steals per game as a senior and shot a spectacular 57 percent from the floor, including 66 percent from two-point range and 47 percent from 3-point range. Hit 75 3-point shots during his senior season. Scored 1,011 career points. Earned the Richard Sandler Award as the top player in Nassau County following his senior season. The award is presented annually by *Newsday* and has previously been awarded to collegiate stars Zendon Hamilton of St. John's in 1994 and Wally Sczerbiak of Miami (Ohio) in 1995. Nassau County Player of the Year and All-Long Island first-team selection by *Newsday*. Named a tri-state legend by the *New York Daily News* following his senior season. Recent honorees on the legend team are 1999 National Player of the Year Elton Brand of Duke, Tim Thomas of Villanova and the NBA's Milwaukee Bucks and Ron Artest of St. John's. Was honored as a member of the legend team at Madison Square Garden on April 29, 1999 prior to a New York Knicks vs. Philadelphia 76ers game.

At Long Island Lutheran: All-state Class A selection by the N.Y. state sportswriters association. All-city first-team selection by the *New York Post* following his outstanding senior season. Named the MVP of the Sugar City Classic as he led Lutheran to the tournament

championship in Savannah, Ga., his senior season scored 39 points and was named the Nassau County team MVP of the 10th annual Lupus All-Star Basketball Classic prior to the start of his senior season. Scored 31 second-half points as he attempted to pull Nassau back into the game in the closing minutes. Scored 18 points and won the 3-point shooting contest at the same event in 1997. Was a giant in the 1999 state federation Class A Tournament semifinals against Rice of Manhattan on March 26, 1999 with career-high 33 points on 12-of-23 shooting (52.2) from the field to go along with six rebounds and two steals. Rice, which was ranked No. 2 in the nation at the time of the game, outslugged Lutheran, 75-65. Nicholas scored 17 of his game-high 33 points in the first half as Lutheran held an eight-point advantage at the intermission. Totaled 33 points, 14 rebounds and nine assists as Lutheran defeated Providence Day School of Raleigh, N.C., on Feb. 15 of his senior season.

Scored 26 of Lutheran's 51 points against Marist of New Jersey in the Nike Super Six Tournament at Madison Square Garden on Jan. 17, 1999. Was nine-of-21 from the field and four-of-11 from 3-point range against Marist, which won the game 58-51. Displayed his defensive abilities late in the game as he drew two fourth-quarter charges which fouled out Marist star Rashid Dunbar. Scored a game-high 27 points (including three 3-pointers) to lead Lutheran past Uniondale on Dec. 21, 1998 in a non-league contest. 25 points against St. Dominic (including three 3-pointers) in a 74-57 victory on Jan. 23, 1999. Scored 29 points on senior night to lead Lutheran past Chamnade and help the Crusaders finish their regular season with a 21-3 record. The victory capped off an undefeated season at home and a perfect 9-0 record during the month of February. Nicholas hit a pair of free throws with less than three minutes to play as the Crusaders pulled away for the victory. Was a three-year varsity letterwinner (and two-year starter) at Lutheran and played on three teams which advanced to the state federation Final Four. Lutheran's 1997 team won the state championship title as it defeated the Ron Artest-led LaSalle Academy team in the semifinals and Robeson of Brooklyn in the championship game. Was an All-Long Island second team honoree as a junior when he averaged 18 points per game. Led the Crusaders to the

state federation championship game with a 23-point performance in the semifinal round against Grady High School of Brooklyn. Added 26 points in the title round against Rice. A crowd favorite as he played as a member of the United States team at the annual Capital Classic All-Star game at MCI Center following his senior season. Was the most productive of the three future Terps in the game as he scored 13 points and added three assists.


Personal: Born May 17, 1981. Drew is the son of Yvonne and Darryl Nicholas. A brother, Chris, also played for Lutheran and starred collegiately at Colgate.

Drew was a ballboy for the Crusaders. Former St. John's standout and current Chicago Bull Bill Wennington played his prep ball at Lutheran. Played in Cole Field House for the first time during the 1998 Charlie Weber Tournament.





P L A Y E R P R O F I L E S



31

Byron Mouton

Redshirt Junior • Guard/Forward
6-6 • 215
Rayne, La.
Rayne (Tulane)



CAREER HIGHS

PTS	31	vs Southern Mississippi (2-5-98)
FGM	12	vs Southern Mississippi (2-5-98)
FGA	25	vs Tulsa (11-17-98)
FC%	700	vs Stetson (11-26-98)
3FCM	6	vs Southern Mississippi (2-5-98)
3FGA	11	at Hawaii (12-6-97)
3FCG%	800	vs Alabama (12-20-97)
FTM	10	vs Tulsa (11-17-98)
	10	vs UNC Charlotte (2-9-98)
FTA	12	vs Tulsa (11-17-98)
FT%	1000	vs UNC Charlotte (2-9-98)
OR	5	4 times (last vs Cincinnati 1-20-98)
DR	6	vs South Florida (1-24-98)
REBS	8	vs Rhode Island (1-15-98)
	8	vs South Florida (1-24-98)
	8	vs DePaul (1-30-99)
AST	8	vs Southeast Louisiana (11-29-97)
BLK	3	vs UT-Arlington (11-14-98)
	3	vs DePaul (1-30-99)
STL	6	at Houston (2-13-99)
MIN	31	vs Southern Mississippi (2-5-98)

All set during Tulane career from 1997-99

On Mouton: A transfer student-athlete from Tulane who must sit out the 1999-2000 season under NCAA rules, averaged 13.5 points and 3.7 rebounds in 54 career games for the Green Wave. He was considered to be the prize catch of Tulane's 1997-98 recruiting class, an inside scoring threat with great skills and athletic ability. Tulane's leading scorer as a sophomore during the 1998-99 season and the second-leading scorer as a freshman in 1997-98.

As a Sophomore: Was Tulane's leading scorer with an 11.4 points per-game average in 25 games played, tied for the team lead with 15 double-figure scoring games, tied for second on the team with two 20-point scoring games, equaled his career high of eight rebounds against DePaul on Jan. 20, 15 double-figure scoring games tied for the team lead, led the Green Wave against DePaul with 11 points in the C-USA Tournament on March 5, scored 15 points in a double-overtime victory over South Florida on Feb. 27, was five-of-10 from the field including three-of-four from 3-point range against the Bulls, scored seven points and grabbed four re-



GAME-BY-GAME STATISTICS

Date	Opponent	1998-99														
		Min.	FG-A	Pct.	3FG-A	Pct.	FT-A	Pct.	O-D	Tot	PF	A	TO	8	S	Pts
N19	Prairie View A&M	19	6-11	.545	3-6	.500	0-0	.000	0-1	1	2	0	2	0	0	15
N24	Nicholls State	27	4-7	.571	2-4	.500	5-5	1.000	2-2	4	3	0	2	0	1	15
N26	Stetson	22	7-10	.700	4-6	.667	1-2	.500	0-1	1	1	1	0	0	1	19
D1	Samford	28	4-7	.571	4-6	.667	2-5	.400	0-2	2	1	1	4	0	1	14
D5	Alabama	20	1-6	.167	0-3	.000	2-2	1.000	1-3	4	2	0	4	0	1	4
D9	Texas A&M	25	3-9	.333	1-5	.200	2-2	1.000	0-5	5	5	0	5	1	1	9
D12	Lamar	24	5-7	.714	2-3	.667	6-8	.750	0-2	2	1	0	1	0	1	18
J2	Southern Miss.	23	2-5	.400	0-3	.000	0-0	.000	0-1	1	3	2	0	2	0	4
J7	UNC Charlotte	30	3-8	.375	3-5	.400	2-3	.667	1-3	4	2	1	2	0	1	11
J9	Saint Louis	29	2-11	.182	2-6	.333	0-0	.000	0-1	1	4	1	1	0	2	6
J14	Memphis	31	7-14	.500	2-5	.400	5-9	.556	3-2	5	2	1	4	0	5	21
J16	New Orleans	29	3-8	.375	1-4	.250	3-4	.750	1-4	6	2	0	3	0	0	10
J21	Ala-Birmingham	27	3-9	.333	1-4	.250	0-0	.000	0-5	5	3	2	2	0	1	7
J23	Houston	37	6-17	.353	3-12	.250	6-6	1.000	1-3	4	1	4	3	2	6	21
J28	Marquette	28	1-6	.167	0-3	.000	0-2	.000	2-2	4	2	3	4	0	0	2
J30	DePaul	35	8-17	.471	3-10	.300	0-2	.000	4-4	8	4	2	0	3	0	19
F3	Cincinnati	26	3-12	.250	1-4	.250	0-0	.000	2-1	3	5	1	3	0	3	7
F8	South Florida	30	3-10	.300	2-4	.500	5-7	.714	2-0	2	0	1	0	0	1	13
F11	Southern Miss.	29	2-7	.286	2-8	.250	2-2	1.000	1-4	5	1	0	1	0	1	8
F13	Houston	33	2-12	.167	2-4	.500	5-6	.833	4-3	7	4	1	1	0	0	11
F18	Louisville	23	4-11	.364	2-6	.333	0-0	.000	0-0	0	2	1	2	0	2	10
F21	NC State	35	2-6	.333	0-3	.000	3-4	.750	2-2	4	2	0	4	0	0	7
F24	Memphis	18	3-7	.429	1-2	.500	0-0	.000	1-1	2	2	0	1	0	1	7
F27	South Florida	38	5-10	.500	3-4	.750	2-2	1.000	1-2	3	4	2	2	0	2	15
M3	DePaul	24	4-15	.267	2-6	.333	1-2	.500	4-1	5	4	2	3	1	1	11

MARYLAND

PLAYER PROFILES

bounds at NC State on Feb. 21 as the Green Wave played in the final game at historic Reynolds Coliseum ... grabbed five rebounds and credited with a season-high four steals against Texas A&M on Dec. 9 ... recorded a career-long consecutive-games streak with at least one 3-point shot made which included the final four games of his freshman season and the first five games of his sophomore season.

As a Freshman: Named to the Conference-USA All-Freshman team as he led Tulane in scoring (15.3 ppg) ... invited to the USA men's national team trials ... was the runner-up to former Saint Louis star Larry Hughes for C-USA Freshman of the Year honors ... called one of the Top 15 first-year basketball phenoms by *Sports Illustrated* ... averaged a team-leading 31.3 minutes played in 29 games ... his 444 points rank as the second-highest scoring total by a Tulane freshman ... led or co-led the team in scoring 16 times and was the only double figure scorer on the team ... scored a career-high 31 points as Tulane defeated Southern Mississippi on Feb. 5 ... hit five consecutive 3-point shots in regulation and a buzzer beating shot from the bonusphere to send the game into a second overtime ... was a perfect 10-of-10 (1.000) from the free-throw line to tie the school record for single-game perfection against UNC-Charlotte on Feb. 9 ... 24 points came twice. Nov. 17 at Tulsa and Dec. 20 vs. Alabama ... his 24 points against Tulsa was his freshman season high ... scored 23 points at Hawaii on Dec. 6 and 18 against Long Beach State on Dec. 7 in earning all-tournament team honors at the University of Hawaii PowerBar Invitational ... led the Green Wave with 16 points and a career-high eight rebounds against Rhode Island on Jan. 15 ... tied his career high rebounding total of eight against South Florida three games later on Jan. 24 ... scored 20 points on three-of-four shooting from the 3-point line at Alabama-Birmingham on Feb. 14.

GAME-BY-GAME STATISTICS																
		1997-98														
Date	Opponent	Min.	FG-A	Pct.	3FG-A	Pct.	FT-A	Pct.	Q-D	Tot	PF	A	TO	8	S	Pts
N14	Texas Arlington	23	4-11	.363	1-3	.333	4-4	1.000	0-3	3	3	3	2	3	2	13
N17	Tulsa	41	6-25	.240	2-10	.200	10-12	.833	1-5	6	5	2	2	0	3	24
N19	Nicholls State	32	6-16	.375	0-5	.000	3-6	.500	5-1	6	1	0	4	0	1	15
N29	SE Louisiana	29	5-15	.333	0-4	.000	6-9	.667	0-4	4	3	8	4	0	5	16
D2	Prairie View A&M	23	3-9	.333	2-6	.333	4-4	1.000	3-2	5	2	0	4	0	0	12
D6	Hawaii	37	7-16	.438	4-11	.364	5-6	.844	1-1	2	1	1	3	0	3	23
D7	Long Beach State	32	6-9	.667	3-6	.500	3-3	1.000	0-5	5	2	0	5	0	4	18
D20	Alabama	36	10-16	.625	4-5	.800	0-2	1.000	0-4	4	5	1	4	0	2	24
D22	New Orleans	27	3-8	.375	0-4	.000	3-4	.750	0-5	5	4	1	6	0	1	9
D27	Memphis	32	6-14	.429	3-7	.429	0-0	.000	0-2	2	3	0	3	0	1	15
D30	North Carolina A&T	24	5-11	.455	2-5	.400	4-6	.667	2-0	2	2	2	1	0	3	16
J4	UNLV	29	1-13	.077	1-8	.125	8-10	.800	2-3	5	2	2	1	0	2	11
J7	Saint Louis	28	6-14	.429	2-6	.333	4-4	1.000	3-3	6	3	0	1	2	0	18
J10	Ala.-Birmingham	31	7-18	.389	4-10	.400	2-4	.500	1-1	2	3	4	3	0	1	20
J15	Rhode Island	31	5-14	.357	0-3	.000	6-9	.667	5-3	8	4	0	2	0	1	16
J18	Houston	33	8-18	.444	0-1	.000	0-1	.000	5-2	7	2	2	3	0	0	16
J20	Cincinnati	30	3-12	.250	3-9	.333	4-4	1.000	5-0	5	4	2	1	0	2	13
J24	South Florida	34	5-16	.313	4-9	.444	3-3	1.000	2-6	8	1	0	2	0	1	17
J29	Houston	32	3-14	.214	1-8	.125	2-2	1.000	0-2	2	3	2	1	0	2	9
F1	Marquette	28	3-16	.188	1-4	.250	2-4	.500	4-2	6	2	0	2	1	3	9
F5	Southern Miss.	47	12-23	.522	6-9	.667	1-2	.500	3-0	3	4	1	3	1	1	31
F7	Louisville	34	4-10	.400	1-5	.200	3-4	.750	0-1	1	2	1	5	0	2	12
F9	UNC Charlotte	21	1-9	.111	0-5	.000	10-10	1.000	0-2	2	4	2	2	0	1	12
F14	Ala.-Birmingham	27	2-12	.167	2-8	.250	7-8	.875	1-2	3	1	2	0	0	1	13
F18	Memphis	31	3-8	.375	1-6	.167	3-5	.600	0-0	0	2	5	3	0	2	10
F21	Southern Miss.	32	7-10	.700	2-5	.400	0-3	.000	1-1	2	2	0	3	0	2	16
F25	DePaul	34	6-14	.429	1-3	.333	3-4	.750	2-0	2	2	3	1	0	1	16
F28	South Florida	37	3-11	.272	2-7	.286	1-2	.500	1-1	2	1	1	2	1	2	9
M4	Saint Louis	33	2-12	.167	1-7	.143	6-6	1.000	3-3	6	2	1	1	0	1	11

At Rayne: Averaged 31.7 points, 9.5 rebounds, 4.0 assists and 3.4 steals as a senior ... shot 57 percent from the floor and 88 percent from the free throw line during his senior season ... was ranked as one of the top 25 recruits as a high school senior in 1997 ... was the Class 3A Player of the Year as a junior and senior ... selected as the All-Acadiana Player of the Year by the Lafayette *Daily Advertiser* ... ranked as the 15th best player in the class of 1997 by *Prep Stars Recruiters' Handbook* ... rated No. 29 nationally by Bob Gibbons' *All-Star Sports Report* ... averaged 32.0 points

and 13.2 rebounds as a junior, 27.3 points and 11.0 rebounds as a sophomore and 19.3 points and 7.5 rebounds as a freshman on the varsity squad ... led Rayne to a cumulative record of 125-21 (.856) and the state championship his sophomore season ... Rayne advanced to the state semifinals during his sophomore and junior seasons.

Personal: Born April 29, 1978 ... Byron is the son of Shirley Mouton ... majoring in sociology.

CAREER STATISTICS

YEAR	G-GS	FG-FGA	.PCT	\-3-POINT-\		FT-FTA	.PCT	PTS-AVG	OFF	DEF	TOT	PF-D	AST	TO	BLK	STL	MIN
				REB	REB				REB-AVG								
1998-99	25-13	93-242	.384	46-126	.365	52-73	.712	284-114	32	56	88-3.5	62-2	26	54	10	34	690
1997-98	29-26	143-394	.360	53-179	.296	107-141	.759	444-15.3	50	64	114-3.9	75-2	46	74	8	50	908
CAREER	54-39	236-636	.369	99-305	.325	159-214	.743	728-13.5	82	120	202-3.7	137-4	72	128	18	88	1,598

CONFERENCE STATISTICS

YEAR	G-GS	FG-FGA	.PCT	\-3-POINT-\		FT-FTA	.PCT	PTS-AVG	OFF	DEF	TOT	PF-D	AST	TO	BLK	STL	MIN
				REB	REB				REB-AVG								
1998-99	15-10	93-242	.384	27-80	.338	27-39	.692	162-10.8	22	32	54-3.6	39-0	22	26	7	25	162
1997-98	16-13	79-210	.361	33-102	.324	45-60	.750	236-14.8	28	25	53-3.3	39-0	25	33	5	22	510
CAREER	31-23	172-452	.381	60-182	.330	72-99	.727	398-12.8	50	57	107-3.5	78-0	47	59	12	47	672

(1997-98 and 1998-99 at Tulane as a member of Conference USA)



1 9 9 8 - 9 9 S E A S O N R E V I E W



Terp Tidbits

• *Maryland captured two tournaments during the 1998-99 season, winning the Puerto Rico Shootout (left) and the BB&T Classic.*

• *Maryland established the school-record for victories in a season (28) and set school records for assists, steals and blocked shots during the 1998-99 season.*

• *Maryland won a school-record 13 ACC games and finished in the league's upper division for the sixth consecutive season in 1998-99.*

Inside...

1998-99 Season Results	70
Terps In The Polls	70
1998-99 Season Statistics	71
Team Game-By-Game Stats	72
Individual Game-By-Game Stats	73
Season Superlatives	73
1998-99 Review Notebook	74
1998-99 Honors & Awards	75
1998-99 Game Capsules	76
1998-99 ACC Review	83

1998-99 Season Review



1 9 9 8 - 9 9 S E A S O N R E V I E W

1998-99 Season Results

Overall: 28-6 • ACC: 13-3 • Home: 13-1 • Road: 7-3 • Neutral: 8-2

Date	Opponent	W/L	Score	Rec.	ACC	Att.	High Scorer	High Rebounder	Opp High Scorer	Opp High Reb
Nov 14	W Carolina	W	113-46	1-0		14,500	Ekezie (19)	Dixon (9)	Whitmore Green (10)	Seibert (9)
Nov 17	UMBC	W	90-62	2-0		13,865	Morris (19)	Ekezie (11)	Okafor (14)	Okafor (11)
Nov 20	Hofstra	W	89-59	3-0		14,500	Ekezie (23)	Ekezie (11)	Richardson (20)	Gittens (12)
Nov 23	Duquesne	W	81-47	4-0		14,500	Morris (18)	Profit (7)	Tann (13)	Stephenson (5)
Nov 26	at AU Puerto Rico	W	82-32	5-0		2,500	Dixon; Miller (14)	Ekezie (8)	Nesbitt (14)	Riveria Nesbitt (9)
Nov 27	#10 UCLA	W	70-54	6-0		2,500	Morris (22)	Morris (11)	Watson (17)	Watson (7)
Nov 28	Pittsburgh	W	87-52	7-0		2,500	Profit (23)	Morris Mardesich (8)	Cummings (19)	Greer (10)
Dec 3	Wake Forest	W	92-69	8-0	1-0	14,500	Ekezie (19)	Baxter (7)	Songalla (15)	Shoemaker Songalla (9)
Dec 6	#5 Stanford	W	62-60	9-0		20,544	Francis (24)	Francis (7)	Lee (14)	Madsen (8)
Dec 7	DePaul	W	92-75	10-0		18,244	Morris (22)	Morris (6)	Richardson (28)	Richardson (9)
Dec 12	at #5 Kentucky	L	91-103	10-1		24,321	Francis (26)	Ekezie (9)	Evans (31)	Padgett (13)
Dec 19	Princeton	W	81-58	11-1		13,489	Profit (21)	Francis (6)	Lewulis (20)	Young (7)
Dec 23	North Texas	W	132-57	12-1		14,500	Baxter (28)	Ekezie (15)	Ervin (12)	Washington (11)
Dec 27	SC State	W	104-70	13-1		14,500	Profit (25)	Mardesich (9)	Wiatre (26)	Hall (11)
Jan 3	#2 Duke	L	64-82	13-2	1-1	14,500	Morris (16)	Profit Morris (9)	Brand (19)	Brand (13)
Jan 7	at Virginia	W	71-66	14-2	2-1	8,268	Morris Ekezie (17)	Ekezie (7)	Dersch (15)	Hand (7)
Jan 10	NC State	W	94-48	15-2	3-1	14,500	Francis (22)	Morris (6)	Bean (9)	Bean (7)
Jan 13	at #7 N Carolina	W	89-76	16-2	4-1	21,572	Profit (24)	Francis (6)	Haywood (18)	Haywood (11)
Jan 19	Georgia Tech	W	77-62	17-2	5-1	14,500	Morris (20)	Morris (10)	Floyd (16)	Jones (9)
Jan 24	at Clemson	W	81-79	18-2	6-1	11,200	Morris (26)	Morris (5)	McIntyre (25)	Gilmore (6)
Jan 27	Florida State	W	107-87	19-2	7-1	14,500	Ekezie (22)	Morris (6)	Hale (22)	Simmons (7)
Jan 31	at Wake Forest	L	72-85	19-3	7-2	13,679	Dixon (18)	Morris (11)	O'Kelley (32)	Songalla (9)
Feb 3	at #2 Duke	L	77-85	19-4	7-3	9,314	Profit Francis (18)	Morris Stokes Francis (7)	Battier (27)	Brand (12)
Feb 6	Virginia	W	88-72	20-4	8-3	14,500	Morris (16)	Morris (8)	Williams (24)	Williams (8)
Feb 10	at NC State	W	63-50	21-4	9-3	12,400	Morris (17)	Morris (16)	Inge (14)	Thornton (14)
Feb 13	#12 N Carolina	W	81-64	22-4	10-3	14,500	Francis (22)	Morris (9)	Okulaja (15)	Evtimov (8)
Feb 21	at Georgia Tech	W	91-60	23-4	11-3	7,963	Francis (22)	Morris Baxter (6)	Jones (18)	Jones (14)
Feb 24	Clemson	W	77-60	24-4	12-3	14,500	Francis (32)	Francis (8)	Wideman (14)	Jamison (12)
Feb 27	at Florida State	W	84-75	25-4	13-3	6,899	Profit (32)	Profit Morris (7)	Baker (22)	Anderson (9)
Mar 5	Florida State	W	93-69	26-4		23,895	Profit (21)	Profit (10)	Anderson (14)	Anderson (5)
Mar 6	#15 N Carolina	L	79-86	26-5		23,895	Francis (31)	Morris (8)	Owens (23)	Haywood (10)
Mar 11	Valparaiso	W	82-60	27-5		9,221	Profit Morris (18)	Morris (10)	Viskovic (14)	Viskovic (9)
Mar 13	Creighton	W	75-63	28-5		14,959	Morris (20)	Francis (13)	Walker (15)	Buford (6)
Mar 18	#8 St John's	L	62-76	28-6		23,898	Francis (13)	Morris Baxter (8)	Barkley (24)	Postell Grant (6)

1-Puerto Rico Shootout (Bayamon, PR)

2-BB&T Classic (MCI Center at Washington, DC)

3-Baltimore Arena (Baltimore, Md)

4-ACC Tournament (Charlotte, NC)

5-NCAA First and Second Rounds (Orlando, Fla)

6-NCAA South Regional Semifinal (Knoxville, Tenn)

Terps In The Polls


Poll Date	AP	ESPN
Preseason	6	5
Nov. 16	6	NP
Nov 23	5	5
Nov 30	2	2
Dec. 7	2	2
Dec. 14	5	5
Dec 21	5	5
Dec. 28	4	4
Jan 4	5	6
Jan. 11	5	5
Jan. 18	4	4
Jan. 25	4	4
Feb. 1	7	6
Feb. 8	7	7
Feb. 15	5	5
Feb. 22	5	5
March 1	5	5
March 8	5	5
March 15	NP	5
March 30	NP	8
Final Poll	5	8



Terrell Stokes



Terence Morris



Obinna Ekezie



1 9 9 8 - 9 9 S E A S O N R E V I E W

1998-99 Overall Statistics (28-6)

PLAYER	G-GS	FG-FGA	.PCT	3P-3PA	.PCT	FT-FTA	.PCT	PTS	AVG	OFF REB	DEF REB	TOT REB	AVG	PF-D	AST	TO	BK	ST	MIN
Steve Francis	34-33	205-392	.523	45-116	.388	124-157	.790	579	17.0	57	97	154	4.5	95-2	152	102	6	95	1044
Terence Morris	34-34	195-354	.551	27-76	.355	104-126	.825	521	15.3	88	154	242	7.1	79-2	56	67	77	50	999
Laron Profit	34-34	185-368	.503	24-77	.312	100-148	.676	494	14.5	42	120	162	4.8	77-1	73	86	13	68	982
Obinna Ekezie	24-23	104-213	.488	0-2	.000	97-140	.693	305	12.7	56	85	141	5.9	70-1	21	55	35	17	614
Juan Dixon	34-0	85-192	.443	36-97	.271	44-53	.830	250	7.4	28	60	88	2.6	59-0	47	50	1	50	505
Lonny Baxter	32-10	82-137	.599	2-2	1.000	51-89	.573	217	6.8	40	76	116	3.6	75-0	18	29	24	22	463
Danny Miller	34-0	53-110	.482	13-39	.333	25-47	.532	144	4.2	24	48	72	2.1	57-1	44	38	8	34	487
Terrell Stokes	34-34	48-114	.421	29-71	.409	18-27	.667	143	4.2	12	82	94	2.8	66-0	213	76	14	67	985
Mike Mardesich	34-0	48-137	.350	0-0	.000	19-36	.528	115	3.4	49	68	117	3.4	55-0	21	34	21	15	457
Brian Watkins	19-1	20-41	.488	4-9	.445	6-12	.500	50	2.6	10	24	34	1.8	24-0	1	11	1	2	124
LaRon Cephas	15-0	8-18	.445	3-5	.600	2-4	.500	21	1.4	1	4	5	0.3	8-0	1	1	1	1	45
Norman Fields	22-1	8-28	.286	1-10	.100	7-9	.778	24	1.1	9	12	21	1.0	6-0	14	10	1	8	77
Matt Hahn	14-0	3-4	.750	0-0	.000	4-9	.445	10	0.7	1	5	6	0.4	1-0	13	8	0	2	43
Team Rebounds												91							
Maryland Totals	34-34	1044-2108	.495	184-504	.365	601-857	.701	2,873	84.5	417	835	1,343	39.5	672-7	674	567	202	431	-
Opponent Team Rebounds												109							
Opponent Totals	34-34	772-1,991	.388	213-703	.303	502-763	.658	2,259	66.4	410	690	1,209	35.6	706-26	447	735	104	279	-

1998-99 ACC Statistics (13-3, 2nd Place)

PLAYER	G-GS	FG-FGA	.PCT	3P-3PA	.PCT	FT-FTA	.PCT	PTS	AVG	OFF REB	DEF REB	TOT REB	AVG	PF-D	AST	TO	BK	ST	MIN
Steve Francis	16-15	91-184	.495	22-55	.400	60-73	.822	264	16.5	21	42	63	3.9	48-0	78	56	3	49	512
Terence Morris	16-16	93-173	.538	16-44	.364	48-58	.828	250	15.6	44	74	118	7.4	37-0	25	34	44	22	491
Laron Profit	16-16	90-184	.489	16-43	.372	53-76	.697	249	15.6	22	58	80	5.0	39-0	33	44	9	31	483
Obinna Ekezie	11-10	48-94	.511	0-1	.000	44-63	.698	140	12.7	20	30	50	4.6	37-1	10	24	14	7	278
Lonny Baxter	15-5	41-70	.586	2-2	1.000	12-27	.445	96	6.4	22	33	55	3.7	43-0	6	17	16	17	243
Juan Dixon	16-0	37-82	.451	13-39	.333	13-16	.813	100	6.3	8	24	32	2.0	30-0	17	19	1	15	220
Terrell Stokes	16-16	27-62	.436	15-37	.405	15-21	.714	84	5.3	6	46	52	3.3	33-0	102	44	7	22	497
Mike Mardesich	16-0	21-60	.350	0-0	.000	6-14	.429	48	3.0	19	23	42	2.6	26-0	8	17	7	6	193
Danny Miller	16-0	15-35	.429	6-16	.375	7-14	.500	43	2.7	6	18	24	1.5	35-1	24	12	3	11	200
Brian Watkins	8-1	7-18	.389	1-4	.250	2-2	1.000	17	2.1	2	9	11	1.4	13-0	0	4	1	1	54
LaRon Cephas	6-0	5-6	.833	1-1	1.000	0-0	.000	11	1.8	0	1	1	0.2	5-0	0	1	0	0	17
Matt Hahn	4-0	2-2	1.000	0-0	.000	0-1	.000	4	1.0	0	1	1	0.3	0-0	3	1	0	2	14
Norman Fields	6-1	1-11	.090	0-2	.000	0-0	.000	2	0.3	3	4	7	1.2	3-0	4	2	0	0	23
Team Rebounds												42							
Maryland Totals	16-16	478-981	.487	92-244	.377	260-375	.712	1,308	81.8	173	363	578	36.1	349-2	310	275	105	183	-
Opponent Team Rebounds												46							
Opponent Totals	16-16	381-938	.406	100-308	.325	268-404	.663	1,130	70.6	207	345	598	37.4	323-10	215	344	57	121	-

SCORE BY PERIOD	1	2	OT	OT	Total	Deadball Reb.
Maryland	1,416	1,447	10	0	2,873	124
Opponents	1,054	1,197	8	0	2,259	124



THE 98-99 TERPS

Top row from left: Equipment manager John Bowie, Matt Hahn, Juan Dixon, Danny Miller, Lonny Baxter, Mike Mardesich, Terence Morris, LaRon Cephas, Steve Francis, director of basketball operations Troy Wainwright, trainer J.J. Bush.

Front row from left: Team manager David Soskin, assistant coach Jimmy Patsos, assistant coach Dave Dickerson, Norman Fields, Terrell Stokes, Obinna Ekezie, Laron Profit, Brian Watkins, head coach Gary Williams, senior assistant coach Billy Hahn, team manager Matt Zebersky.



1 9 9 8 - 9 9 S E A S O N R E V I E W

1998-99 Game-By-Game Statistics

TEAMS	FGM-FGA	PCT	3PM-3PA	PCT	FTM-FTA	PCT	AST	TO	BLK	STL	PF-0	OR-DR	REB	HALF	FINAL
Western Carolina	17-68	.250	5-31	.161	7-11	.636	12	22	0	5	21-0	12-15	27	19	46
#6 Maryland	46-69	.667	6-17	.353	15-23	.652	33	17	4	15	16-0	12-40	52	55	113
UMBC	21-53	.396	6-18	.333	14-23	.609	15	27	1	9	33-4	10-24	34	25	62
#6 Maryland	29-69	.420	4-19	.211	28-46	.609	21	15	7	16	25-0	22-26	48	48	90
Hofstra	24-65	.369	6-25	.240	5-14	.357	14	19	6	8	24-2	11-21	32	33	59
#6 Maryland	31-67	.463	5-15	.333	22-32	.688	23	19	6	10	14-0	20-35	55	49	89
Ouquesne	17-60	.283	5-19	.263	8-16	.500	8	15	2	5	27-1	14-18	32	23	47
#5 Maryland	29-52	.538	5-10	.500	20-34	.588	21	12	8	5	17-0	13-34	47	38	81
AU Puerto Rico	10-49	.204	3-18	.167	9-21	.429	4	21	0	9	16-0	16-14	30	17	32
#5 Maryland	31-57	.544	7-17	.412	13-23	.565	19	13	4	21	17-0	18-32	50	49	82
#10 UCLA	20-60	.333	5-21	.238	9-15	.600	9	24	3	15	19-0	15-23	38	24	54
#5 Maryland	24-53	.453	5-11	.455	17-28	.607	18	18	4	22	14-0	13-29	42	32	70
#5 Maryland	37-59	.627	4-9	.444	9-14	.643	18	28	6	23	20-1	14-31	45	46	87
Pittsburgh	14-61	.230	4-17	.235	20-23	.870	5	23	2	24	15-0	19-11	30	17	35
Wake Forest	26-63	.413	7-21	.333	10-17	.588	15	26	4	4	19-2	16-22	38	29	69
#2 Maryland	33-65	.508	7-18	.389	19-23	.826	26	16	7	14	20-0	13-26	39	54	92
#5 Stanford	24-60	.400	8-24	.333	4-8	.500	13	19	4	5	19-0	17-25	42	32	60
#2 Maryland	20-48	.417	5-10	.500	17-20	.850	11	15	6	10	18-0	6-23	29	39	62
DePaul	27-65	.415	6-23	.261	15-20	.750	14	21	0	7	23-0	21-17	38	35	75
#2 Maryland	32-58	.552	3-8	.375	25-32	.781	22	14	5	9	18-0	13-19	32	43	92
#2 Maryland	33-78	.423	5-14	.357	20-25	.800	14	8	3	9	28-3	17-18	35	41	91
#5 Kentucky	32-59	.542	9-18	.500	30-41	.732	20	16	9	6	19-0	15-28	43	54	103
Princeton	21-38	.553	5-12	.417	11-16	.688	14	29	0	11	19-0	8-18	26	23	58
#5 Maryland	28-51	.549	6-14	.429	19-24	.792	20	16	4	17	20-0	9-13	22	42	81
North Texas	22-74	.297	10-45	.222	3-8	.375	18	23	0	9	22-2	12-17	29	23	57
#5 Maryland	50-83	.602	7-23	.304	25-34	.735	37	14	9	14	9-0	21-43	64	67	132
South Carolina State	26-60	.433	8-18	.444	10-18	.556	16	35	2	6	23-0	12-26	38	42	70
#5 Maryland	38-73	.521	5-13	.385	23-33	.697	27	16	10	20	16-0	14-28	42	53	104
#2 Duke	28-63	.444	4-14	.286	22-33	.667	14	15	8	7	18-0	18-27	45	37	82
#4 Maryland	25-68	.368	3-12	.250	11-18	.611	12	22	7	5	25-0	20-21	41	37	64
#5 Maryland	23-48	.479	0-7	.000	25-38	.658	15	20	8	7	25-0	12-28	40	37	71
Virginia	20-60	.333	6-19	.316	20-27	.741	12	17	3	10	26-5	16-17	33	20	66
NC State	16-51	.314	3-14	.214	13-25	.520	9	31	2	5	14-0	17-19	36	24	48
#5 Maryland	38-63	.603	7-14	.500	11-14	.786	24	13	8	17	22-0	6-23	29	48	94
#5 Maryland	30-56	.536	5-10	.500	24-31	.774	16	11	4	8	18-0	11-18	29	42	89
#7 North Carolina	28-64	.438	8-27	.296	12-18	.667	16	18	3	5	19-1	18-20	38	43	76
Georgia Tech	22-54	.407	7-25	.280	11-16	.688	17	27	4	6	17-0	5-27	32	31	62
#4 Maryland	30-70	.429	4-15	.267	13-16	.813	21	19	6	13	17-0	15-29	44	35	77
#4 Maryland	28-52	.538	10-24	.417	15-20	.750	18	11	3	12	16-0	7-16	23	36	81 (OT)
Clemson	29-51	.569	11-22	.500	10-19	.526	18	20	2	4	20-1	12-20	32	28	79
Florida State	30-63	.476	8-19	.421	19-23	.826	20	23	3	10	22-0	15-10	25	40	87
#4 Maryland	38-61	.623	6-11	.545	25-28	.893	25	21	7	11	21-0	15-20	35	50	107
#4 Maryland	24-67	.358	10-28	.357	14-21	.667	15	18	4	4	26-1	15-24	39	21	72
Wake Forest	25-57	.439	3-14	.214	32-40	.800	8	15	2	11	22-1	11-31	42	28	85
#6 Maryland	28-68	.412	4-17	.235	17-24	.708	18	19	4	6	18-0	15-28	43	40	77
#2 Duke	22-77	.429	9-26	.346	20-31	.645	20	13	6	9	20-0	19-25	44	50	95
Virginia	24-51	.471	11-20	.550	13-21	.619	19	27	3	8	21-1	14-23	37	32	72
#6 Maryland	32-59	.542	8-13	.615	8-13	.615	24	16	7	14	20-0	13-20	33	44	88
#7 Maryland	25-56	.446	3-13	.231	10-15	.667	15	17	8	13	27-0	10-30	40	26	63
NC State	12-47	.255	4-15	.267	22-34	.647	6	19	4	10	17-1	13-24	37	20	50
#12 North Carolina	21-52	.404	4-16	.250	18-27	.667	14	25	0	7	15-0	14-22	36	32	64
#7 Maryland	32-64	.500	9-20	.450	8-12	.667	23	18	14	10	18-0	12-22	34	37	81
#5 Maryland	37-67	.552	5-12	.417	12-20	.600	23	16	3	18	19-0	10-29	39	50	91
Georgia Tech	22-65	.338	5-23	.217	11-15	.733	13	24	5	10	16-0	15-23	38	31	60
Clemson	19-53	.358	6-16	.375	16-28	.571	9	21	5	5	15-0	11-28	39	26	60
#5 Maryland	27-67	.403	8-21	.381	15-20	.750	21	17	9	13	21-0	13-27	40	38	77
#5 Maryland	28-50	.560	3-9	.333	25-39	.641	14	21	6	18	20-0	7-23	30	33	84
Florida State	26-67	.388	4-17	.235	19-30	.633	15	23	3	10	27-1	22-24	46	30	75
Florida State	24-55	.436	6-22	.273	15-22	.682	11	23	1	7	22-2	12-17	29	20	69
#5 Maryland	36-64	.563	4-12	.333	12-17	.607	19	14	5	15	18-0	16-23	39	42	93
#15 North Carolina	28-53	.528	9-16	.563	16-21	.724	16	21	3	9	16-1	8-29	37	40	86
#5 Maryland	27-70	.386	8-24	.333	17-21	.810	16	15	2	14	22-1	17-20	37	34	79
Valparaiso	21-59	.356	7-24	.292	11-16	.688	12	19	1	6	21-1	15-21	36	36	60
#5 Maryland	32-61	.525	4-11	.364	14-26	.538	19	14	2	9	18-0	13-27	40	46	82
Creighton	21-61	.344	7-32	.219	14-20	.700	15	19	5	14	23-2	11-21	32	32	63
#5 Maryland	23-56	.411	4-13	.308	25-32	.781	13	23	5	12	21-0	17-31	48	45	75
#8 St. John's	22-53	.415	4-12	.333	28-38	.737	16	15	8	10	16-0	11-27	38	38	76
#5 Maryland	21-60	.350	5-20	.250	15-17	.882	14	21	4	8	27-1	12-26	38	19	62



1 9 9 8 - 9 9 S E A S O N R E V I E W

Player Game-By-Game Statistics

Opponent	W-L	Score	Baxter	Cephas	Dixon	Ekezie^	Fields	Francis	Hahn	Mardesich^	Miller	Morris^	Profit<	Stokes	Watkins
Western Carolina	W	113-46	3-2-5	DNP	14-9-2	19-5-0	2-5-2	17-5-9	2-1-0	12-7-0	8-2-0	16-4-0	14-2-2	2-5-15	4-1-0
UMBC	W	90-62	4-5-1	3-0-0	7-2-2	14-11-0	3-2-0	17-7-8	1-0-0	2-4-1	8-5-1	19-6-2	12-4-3	0-2-4	0-0-0
Hofstra	W	89-59	0-3-1	3-1-0	9-5-0	23-11-0	5-2-0	10-1-5	0-1-2	4-6-2	5-7-0	22-8-0	8-3-2	0-4-9	0-1-0
Duquesne	W	81-47	9-4-0	0-0-0	10-5-4	6-4-3	0-1-2	15-5-2	0-0-1	5-5-1	5-3-1	18-6-2	9-7-0	0-2-4	4-1-0
AU-Puerto Rico	W	82-52	3-6-0	3-1-1	14-2-0	4-8-3	2-2-0	9-2-7	0-0-0	2-1-0	14-5-0	12-7-0	13-4-5	3-2-7	5-4-0
#10 UCLA	W	70-54	2-1-0	DNP	11-1-1	8-4-1	0-0-0	18-3-3	DNP	2-4-0	0-0-1	22-11-2	4-2-3	3-7-4	0-0-0
Pittsburgh	W	87-52	8-4-2	0-1-0	12-3-3	4-5-2	3-0-0	19-3-3	0-0-0	7-8-1	1-1-0	9-8-1	23-4-3	0-3-8	0-2-0
Wake Forest	W	92-69	5-7-0	0-0-0	14-5-2	19-6-0	0-2-0	18-4-6	0-1-0	0-2-1	3-0-2	15-3-3	16-6-2	2-2-8	0-1-0
#5 Stanford	W	62-60	DNP	DNP	0-0-1	11-5-0	0-0-1	24-7-1	DNP	0-0-0	6-1-1	11-5-3	3-2-2	7-2-3	DNP
DePaul	W	92-75	6-2-0	DNP	12-4-4	12-4-1	0-0-1	14-3-3	DNP	4-4-1	0-5-3	22-6-1	15-4-3	7-0-4	DNP
#5 Kentucky	L	103-91	0-1-0	DNP	7-2-2	19-9-1	0-0-0	25-6-5	DNP	0-1-1	0-1-0	26-6-1	8-6-1	6-2-3	DNP
Princeton	W	81-58	1-0-1	DNP	13-1-3	11-4-1	0-0-1	12-6-4	DNP	3-2-0	6-0-1	9-4-2	21-2-1	2-1-4	3-0-0
North Texas	W	132-57	28-5-2	1-0-0	6-6-3	16-15-2	2-1-3	17-6-8	2-2-3	12-5-2	6-3-1	7-9-3	24-5-1	6-2-9	5-3-1
South Carolina St	W	104-70	5-1-1	DNP	7-4-2	18-6-1	3-0-0	21-5-5	DNP	5-9-0	3-2-0	14-7-3	25-5-4	3-2-12	DNP
#2 Duke	L	82-64	10-7-0	DNP	3-2-1	11-5-0	DNP	11-3-7	DNP	0-0-0	0-0-1	16-9-1	8-9-0	5-2-2	DNP
Virginia	W	71-66	3-1-0	DNP	4-3-0	17-7-0	DNP	14-6-6	DNP	5-4-0	0-2-0	17-4-6	9-6-2	2-4-5	DNP
NC State	W	94-48	2-1-1	7-0-0	2-0-1	12-2-1	0-1-2	22-1-3	2-0-2	7-3-1	6-3-0	10-6-0	17-3-4	5-4-9	2-2-0
#7 North Carolina	W	89-76	0-0-0	0-0-0	6-1-1	19-2-0	DNP	8-6-4	DNP	0-2-1	2-1-0	20-5-2	24-4-3	10-3-8	0-0-0
Georgia Tech	W	77-62	0-2-0	DNP	5-2-0	10-7-1	DNP	14-2-6	DNP	4-4-0	1-1-1	20-10-2	15-6-3	8-5-7	DNP
Clemson	W	81-79	DNP	DNP	0-0-0	9-4-1	DNP	18-2-4	DNP	2-2-0	0-0-1	26-5-1	15-4-4	11-4-5	DNP
Florida State	W	107-87	9-2-0	DNP	10-2-2	22-4-4	2-0-0	21-5-5	DNP	10-1-1	3-5-4	16-6-0	9-4-0	5-5-9	0-0-0
Wake Forest	L	72-85	4-3-0	DNP	18-5-2	1-5-2	DNP	15-4-5	DNP	2-2-0	3-0-1	15-11-2	14-4-1	0-2-5	DNP
#2 Duke	L	77-95	12-5-1	DNP	4-0-0	12-2-0	DNP	18-7-4	DNP	1-1-0	1-0-2	7-5-4	18-6-0	4-7-6	DNP
Virginia	W	88-72	14-5-0	DNP	11-2-1	8-6-2	DNP	10-1-13	DNP	0-1-0	11-1-2	16-8-3	13-4-2	5-4-5	DNP
NC State	W	63-50	7-4-0	DNP	0-2-0	INJ	DNP	4-3-4	DNP	2-5-0	2-1-3	17-16-4	10-4-2	14-2-5	7-1-0
#12 North Carolina	W	81-64	10-4-3	DNP	7-1-1	INJ	DNP	22-3-3	DNP	9-6-0	4-3-2	14-9-5	15-4-1	0-3-9	DNP
Georgia Tech	W	91-60	7-6-1	3-1-0	12-5-4	INJ	0-0-2	22-5-4	2-0-1	2-3-0	4-3-3	13-6-2	17-5-4	5-2-5	6-2-0
Clemson	W	77-60	7-5-1	0-0-0	0-2-1	INJ	0-4-0	32-8-2	DNP	2-2-1	2-0-1	12-6-3	17-4-2	5-0-9	2-5-0
Florida State	W	84-75	6-3-1	0-0-0	4-0-1	INJ	0-0-0	15-3-1	0-0-0	2-3-2	3-3-1	16-7-3	32-7-4	6-3-5	0-0-0
Florida State	W	93-69	18-4-0	0-0-0	8-2-1	INJ	2-0-0	20-2-1	1-0-1	0-5-1	10-3-3	5-3-2	21-10-4	5-0-6	3-7-0
#15 North Carolina	L	79-86	6-5-0	DNP	2-3-1	INJ	0-0-0	31-4-2	DNP	2-6-1	11-4-2	12-8-0	12-6-2	3-0-5	DNP
Valparaiso	W	82-60	6-3-0	0-0-0	6-3-0	INJ	0-1-1	15-6-7	0-1-0	6-4-2	7-2-0	18-10-0	18-6-3	3-2-5	3-1-0
Creighton	W	75-63	16-4-0	DNP	7-1-0	INJ	DNP	18-13-2	DNP	1-3-1	4-4-1	20-12-3	6-2-0	3-5-3	DNP
#8 St. John's	L	62-76	6-8-0	0-1-0	5-3-1	INJ	0-0-0	13-6-2	DNP	2-1-0	6-0-1	9-4-3	9-8-0	6-1-7	6-3-0



Terence Morris

(Points-Rebounds-Assists) unless noted with ^ blocked shots in third column, < steals in third column

Player Superlatives

MARYLAND	
Points	32 Steve Francis vs. Clemson (2-24-99)
Points (1st Half)	20 Laron Profit vs. Florida State (2-27-99)
Points (2nd Half)	21 Steve Francis vs. Clemson (2-24-99)
Field Goals Made	13 Laron Profit vs. Florida State (2-27-99)
Field Goal Attempts	22 Steve Francis vs. North Carolina (3-6-99)
Field Goal Percentage	1000 Lonny Baxter vs. North Texas (12-23-98)
3PT Made	4 Juan Dixon vs. Western Carolina (11-14-98)
3PT Attempted	7 Juan Dixon vs. Wake Forest (1-31-99)
3PT Percentage	1000 Laron Profit vs. Princeton (12-19-98)
Free Throws Made	9 Obinna Ekezie vs. Wake Forest (12-3-98)
Free Throws Attempted	12 Laron Profit vs. Florida State (2-27-99)
Free Throw Percentage	1000 On 16 occasions
Total Rebounds	16 Terence Morris vs. NC State (2-10-99)
Offensive Rebounds	6 Obinna Ekezie vs. UMBC (11-17-98)
Defensive Rebounds	12 Terence Morris vs. NC State (2-10-99)
Rebounds in a Half	11 Terence Morris vs. NC State (2-10-99)
Assists	15 Terrell Stokes vs. Western Carolina (11-14-98)
Blocks	6 Terence Morris vs. Virginia (1-7-99)
Steals	8 Terrell Stokes vs. S. Carolina St. (12-27-98)
Minutes Played	42 Terrell Stokes vs. Clemson (1-24-99)

OPPONENTS	
Points	32 Robert O'Kelley, Wake Forest (1-31-99)
Points (1st Half)	18 Heshimu Evans, Kentucky (12-12-98)
Points (2nd Half)	19 Robert O'Kelley, Wake Forest (1-31-99)
Field Goals Made	10 Shane Battier, Duke (2-3-99)
Field Goals Attempted	21 Ricardo Greer, Pittsburgh (11-28-98)
Field Goal Percentage	769 Shane Battier, Duke (2-3-99)
3PT Made	5 vs. Andrius Jurkunas vs. Clemson (1-24-99)
3PT Attempted	12 Henry Martinez, AU Puerto Rico (11-26-98)
3PT Percentage	1000 Scott Padgett, Kentucky (12-12-98)
Free Throws Made	14 Robert O'Kelley, Wake Forest (1-31-99)
Free Throws Attempted	17 Robert O'Kelley, Wake Forest (1-31-99)
Free Throw Percentage	1000 On nine occasions
Total Rebounds	14 Alvin Jones, Georgia Tech (2-21-99)
Offensive Rebounds	8 Kevin Nesbitt, AU Puerto Rico (11-26-98)
Defensive Rebounds	10 Alvin Jones, Georgia Tech (2-21-99)
Rebounds in a Half	8 Scott Padgett, Kentucky (12-12-98)
Assists	11 Ed Cota, North Carolina (1-13-99)
Blocks	6 Jamaal Magloire, Kentucky (12-12-98)
Steals	6 Corie Brandon, Creighton (3-13-99)
Minutes Played	41 Andrius Jurkunas, Clemson (1-24-99)



1 9 9 8 - 9 9 S E A S O N R E V I E W

1998-99 Review Notebook

Record-Breaking Season Earns Terps No. 5 Ranking In Final Poll

Maryland won a school-record 28 games, a school-record 13 ACC games, played in its school-record sixth consecutive NCAA Tournament, advanced to the "Sweet 16" and was ranked No. 5 in the final *Associated Press* poll of the season. The Terps finished with a 28-6 record and a 13-3 mark in conference play. In addition, Maryland advanced to the semifinals of the ACC Tournament for the fifth consecutive season and won the championships of the Puerto Rico Shootout and the BB&T Classic.

Terps Play In Sixth Consecutive NCAA Tournament

Maryland played in its school-record sixth consecutive NCAA Tournament in 1999. Maryland is one of only 10 teams in the nation and one of only two teams in the ACC that has participated in each of the last six NCAA Tournaments. The Terps are joined by only Arizona, Cincinnati, Indiana, Kansas, Kentucky, North Carolina, Purdue, Temple and UCLA.

Terps Advance To Sweet 16 For Fourth Time In Six Years

Maryland advanced to the "Sweet 16" of the NCAA Tournament for the fourth time in the last six seasons. The Terps are one of only five teams in the nation to have advanced to the regional semifinal round at least four times since the 1993-94 season. Only Arizona, Connecticut, Kentucky and Kansas join the Terps.

Terps Set Record For Wins

Maryland won a school-record 28 games during the 1998-99 season. The Terps defeated Creighton in the second round of the NCAA Tournament to reach the milestone victory. The previous record was 27 by Maryland's 1971-72 NIT championship team.

Terps Win 13 ACC Games

Maryland won a school-record 13 ACC games during the 1998-99 season. The 13 victories mark the sixth time in school history that a Terp team has won at least 10 ACC games in a single season.

Terps In Final Associated Press Poll

Maryland finished the 1998-99 season ranked No. 5 in the final *Associated Press* poll and No. 8 in the final ESPN/USA Today Poll. It marked the highest final ranking for the Terps since the 1975 season when Maryland was also ranked fifth in the final poll. The Terps' highest final ranking in the AP poll is No. 4 following the 1974 season. Maryland's final national ranking also marks the third consecutive year that the Terps are ranked


among the Top 25 in the final poll of the season. The Terps were most recently ranked in the final poll in three consecutive seasons in 1974, 1975 and 1976.

Francis Forgoes Senior Year For NBA

Junior guard Steve Francis announced that he would forgo his senior year of eligibility and make himself eligible for the NBA Draft. Francis announced his decision at a press conference at Cole Field House on March 31. A consensus All-America second team selection and finalist for the Naismith and Wooden awards as the collegiate player of the year, Francis led the Terps in scoring (17.0 ppg) and steals (2.8 sgg). His 95 steals ranked as the second-best single-season total in school history and tied for the fourth-best single-season total in ACC history. An All-ACC first team and All-ACC Tournament first team selection, Francis was also selected first team All-America and Division I newcomer of the year by *Sports Illustrated*.

Profit, Morris Earn All-American Honors

Senior forward Laron Profit and sophomore forward Terence Morris earned All-American honorable mention honors by the *Associated Press*. It was the second consecutive season that Profit had earned All-American honorable mention honors while it was the first award of its kind for Morris.



Laron Profit earned third team All-ACC honors after his senior season and was a second-round draft pick of the Orlando Magic this past June.

Francis, Morris Named First Team All-ACC

Junior guard Steve Francis and sophomore forward Terence Morris were named to the All-ACC first team as voted on by the Atlantic Coast Conference Sports-writers. It marked only the second time in school history that two Terps have been named to the All-ACC first team in the same season. In 1974, then-sophomore John Lucas and then-senior Len Elmore earned first-team accolades. The selections of Francis and Morris mark the 17th and 18th all-time first team selections in Maryland history. Morris was an ACC All-Freshman honorable mention in 1997-98. It also marks the first time two underclassmen have earned the honor for the Terps.

Baxter, Dixon Earn All-Freshman Honors

Freshman center Lonny Baxter and redshirt guard Juan Dixon earned ACC All-Freshman honorable mention honors as voted on by the ACC Sportswriters. It marked the first ACC honors of any kind for both Baxter and Dixon.



Steve Francis was a second team All-American and a first team All-ACC selection after the 1998-99 season. This past June he was the second overall pick in the NBA Draft by the Vancouver Grizzlies.



1 9 9 8 - 9 9

S E A S O N

R E V I E W

Profit Is Third Team All-ACC

Stokes Honorable Mention All-ACC

Senior forward Laron Profit earned All-ACC third team honors while senior guard Terrell Stokes earned All-ACC honorable mention honors. It marked the third consecutive season that Profit had earned All-ACC honors; he also earned third team mention as a sophomore and junior. Profit was an ACC All-Freshman honorable mention selection in 1996. The selection for Stokes marked the first postseason honor since he was named ACC All-Freshman honorable mention in 1996.

Terps Join Select Group


Maryland became only the 14th team in ACC history to win at least 13 regular season conference games. The Terps' victory over Florida State on Feb. 27 moved them into a tie for 10th place all-time in ACC history for most victories in a conference season.

ACC Road Warriors

Maryland established a school record for conference road victories with six this season. The Terps won at Virginia (Jan. 7), North Carolina (Jan. 13), Clemson (Jan. 24), NC State (Feb. 10), Georgia Tech (Feb. 24) and at Florida State (Feb. 27).

Terps In the ACC In The Last Six Years

Maryland has a cumulative record of 60-36 (62.5 winning percentage) in the ACC in the last six seasons. The Terps' 60 victories marks the most in a five-year period in their ACC history.



Obinna Ekezie was a two-time All-ACC selection during his career. He was a second-round pick of the Vancouver Grizzlies this past June.

Consecutive Double Figure ACC Wins

Maryland averaged 11.5 ACC victories per season the last two years. The Terps won 13 games during the 1998-99 season and 10 games during the 1997-98 season. The 23 wins marks the most combined ACC victories in a two-year span in school history. It also marked the first time a Maryland team won double-digit ACC games in consecutive seasons.

Senior Class Sets Record

Maryland's senior class (Obinna Ekezie, Norman Fields, Laron Profit, Terrell Stokes and Brian Watkins) is the all-time winningest ACC class in school history with 40 regular season conference wins.

Three Consecutive 20-Victory Seasons

Maryland's 1998-99 team become only the fifth team in school history to win 20 or more games in three consecutive seasons.

Terps Set Team Steals Record

Maryland recorded a school and ACC record 423 steals this season. Each of the top seven single-season steal totals in school history have come during the 10-year tenure of head coach Gary Williams. The Terps' starters combined for more steals (297) than their opponents (269) totaled for the entire season.

Terps Establish Blocks Record

Led by first team All-ACC selection Terence Morris' 2.3 blocked shots per game average, Maryland established a school-record for blocked shots in a single-season (198). The Terps finished the season ranked second in the ACC in blocked shots with a 6.0 blocked shots per game average.

Terps Among ACC Blocks Leaders

Maryland's 202 blocked shots during the 1998-99 season ranks as the top total in school history and as the seventh-best single-season total in ACC history. Clemson holds the all-time ACC record with 235 blocked shots during the 1990 season. Only six teams have blocked 200 or more shots in a single season.

Terps Set School Assist Mark

Maryland's 674 assists during the 1998-99 season ranks as the best single-season total in school history.

Morris Earns First Team Honors

Sophomore forward Terence Morris became only the fourth sophomore in school history to earn All-ACC first team honors.

Morris In The Paint

Sophomore forward Terence Morris led the Terps and

finished third in the ACC with a 2.2 blocks per game average. He blocked a career-high 77 shots during the 1998-99 season.

Morris Has More Blocks Than Wake

Sophomore forward Terence Morris blocked more shots (77) than Wake Forest (64) during the 1998-99 season. His total ranks as the sixth highest single-season total in school history.

Baxter Plays Well As Starter

Freshman center Lonny Baxter averaged more points as a starter (8.9) than he did as a reserve (5.5). In addition, he averaged more rebounds and more than twice as many minutes per game in his 10 starts as compared to his 22 games as a reserve.

98-99 Award Winners

Co- Player of the Year

Steve Francis, Jr., G
Terence Morris, So., F

Most Assists

Terrell Stokes, Sr., G

Outstanding Free Throw Shooter

Juan Dixon, Fr., G

1,000 Career Points

Obinna Ekezie, Sr., C

Career Achievement Award

Laron Profit, Sr., F

Charles "Buck" Williams/Len Elmore

Rebounding Award

Terence Morris, So., F

WBAL Academic Award


Matt Hahn, Jr., G

Maryland Basketball Service Award


Johnny Holliday, Voice of the Terps



Steve Francis



Terence Morris



Terrell Stokes



Obinna Ekezie



1998-99 Season Capsules

Game 1 — Maryland 113, W. Carolina 46

COLLEGE PARK, Md — Obinna Ekezie scored 19 points and Steve Francis had 17 in his Maryland debut as the Terrapins (No. 5 ESPN/USA Today, No. 6 AP) opened their season of high expectations with a 113-46 rout of Western Carolina, the biggest victory margin in school history. The Terrapins scored 55 points in the first half and six players finished in double figures. The 67-point victory topped the Terrapins' 66-point win over Morgan State in December 1994 and extended their string of non-conference home victories to 59, the second-longest active streak in the nation. Freshman Juan Dixon had 14 points for Maryland, which scored the first eight points and led 55-19 at halftime. Ekezie went eight-for-nine from the floor and Francis, a junior college transfer, was eight-for-10 with nine assists and five rebounds.

NO. 6 MARYLAND 113, WESTERN CAROLINA 46
First National Bank of Maryland Court at Cole Field House — Nov. 14, 1998

W. Carolina	Min	FG	3FG	FT	O-D	Reb	F	A	T	B	S	Pts
Largent	20	1-6	1-4	1-4	1-0	1	3	1	3	0	0	4
Whitmore	26	4-11	2-5	0-1	4-0	4	1	2	4	0	0	10
Green	25	3-5	0-0	4-4	1-3	4	3	1	3	0	1	10
Rogers	31	0-9	0-7	0-0	0-1	1	3	4	3	0	1	0
Bryson	19	4-11	0-2	0-0	1-2	3	3	0	4	0	2	8
Plavich	19	1-7	1-6	0-0	0-0	0	1	3	3	0	0	3
Mosley	11	0-3	0-1	0-0	0-0	0	0	0	0	0	0	1
Lewis	2	0-1	0-1	0-0	0-0	0	0	0	0	0	0	0
Ervin	8	1-6	1-5	0-0	0-0	0	0	0	0	0	0	3
Seibert	17	2-6	0-0	2-2	3-6	9	3	0	1	0	0	6
Kearns	22	1-3	0-0	0-0	2-2	4	4	1	1	0	0	2
Team					0-1	1						
Totals	200	17-68	5-31	7-11	12-15	27	21	12	22	0	5	46

Maryland	Min	FG	3FG	FT	O-D	Reb	F	A	T	B	S	Pts
Profit	27	6-8	0-1	2-5	1-1	2	1	1	0	1	2	14
Morris	20	7-11	2-3	0-1	2-2	4	2	0	1	0	2	16
Ekezie	19	8-9	0-0	3-3	1-4	5	4	1	2	0	2	19
Stokes	20	1-1	0-0	0-0	0-5	1	15	1	1	2	2	2
Francis	29	8-10	0-2	1-1	0-5	5	1	9	3	1	0	17
Dixon	21	5-9	4-7	0-0	1-8	9	0	2	2	0	1	14
Miller	17	3-6	0-3	2-3	1-1	2	3	0	6	1	3	8
Hahn	3	0-1	0-0	2-4	0-1	1	0	0	0	0	0	2
Cephas	6	0-1	0-1	2-2	1-4	5	0	2	0	0	1	2
Mardesich	17	5-8	0-0	2-2	3-4	7	3	1	2	1	1	12
Baxter	17	1-2	0-0	1-2	1-4	5	0	2	0	0	1	3
Watkins	4	2-3	0-0	0-0	1-0	1	1	0	0	0	0	4
Team					0-1	1						
Totals	200	46-69	6-17	15-23	12-40	52	16	33	17	4	15	113

FC% - Western Carolina, 250 Maryland, 667 3FG% - Western Carolina, 161 Maryland, 353 FT% - Western Carolina, 636 Maryland, 652 Technical Fouls None Officials Rick Hartzell, Raymond Stevens, Kelly Lombard Attendance 14,500
W. Carolina (0-1) 19 27 - 46
Maryland (1-0) 55 58 - 113

Game 2 — Maryland 90, UMBC 62

COLLEGE PARK, Md — Steve Francis had 17 points and eight assists as No. 6 Maryland cruised to its 60th consecutive non-conference home victory, 90-62, over Maryland-Baltimore County. Terence Morris scored 19 points for the Terrapins (2-0), who placed four players in double figures in their second straight rout. Maryland opened with a 67-point blowout over Western Carolina. Kennedy Okafor led UMBC (0-2) with 14 points. Francis, a junior college transfer playing his second Division I game, had 11 points and five assists to help Maryland take a 23-point halftime lead. But the Terrapins led by only 19 with 14 minutes left before Francis keyed a 8-0 run that made it 65-38.

NO. 6 MARYLAND 90, UMBC 62
First National Bank of Maryland Court at Cole Field House — Nov. 17, 1998

UMBC	Min	FG	3FG	FT	O-D	Reb	F	A	T	B	S	Pts
Green	21	1-4	0-0	0-0	1-6	7	5	5	1	0	0	2
Okafor	28	4-11	0-0	6-8	5-6	11	5	0	5	0	1	14
Grella	22	3-4	0-0	0-0	2-3	5	4	0	0	1	0	6
Ward	33	3-8	3-7	0-1	0-2	2	5	4	0	0	3	9
Giddens	33	3-14	2-8	2-2	0-2	2	5	3	7	0	0	10
Harrison	10	0-0	0-0	0-0	0-0	0	1	0	1	0	0	0
Hyland	18	3-5	1-2	1-3	0-0	0	0	0	1	5	0	8
Streeter	1	1-1	0-0	0-0	0-0	0	0	0	0	0	0	2
Martin	6	0-0	0-0	0-1	0-1	1	0	0	0	0	0	0
Kindelmann	17	1-2	0-1	3-5	0-3	3	0	0	3	0	2	5
Harvey	1	0-0	0-0	0-0	0-0	0	0	0	0	0	0	0
Martin	10	2-4	0-0	2-3	1-0	1	5	1	0	0	2	6
Team					1-1	2						
Totals	200	21-53	6-18	14-23	10-24	34	33	15	27	1	9	62

Maryland	Min	FG	3FG	FT	O-D	Reb	F	A	T	B	S	Pts
Profit	29	5-10	0-1	2-6	1-3	4	1	3	1	0	3	12
Morris	27	6-11	1-1	6-6	3-3	6	2	2	3	4	2	19
Ekezie	22	5-10	0-0	4-6	6-5	11	3	0	2	1	1	14
Stokes	21	0-2	0-0	0-0	0-2	2	3	4	3	0	1	0
Profit	31	5-11	0-4	7-9	4-3	7	3	8	2	0	3	17
Dixon	14	2-7	2-6	1-2	1-1	2	4	2	2	0	2	7
Miller	13	3-4	1-2	1-3	1-4	5	3	1	1	0	1	8
Hahn	4	0-0	0-0	1-2	0-0	0	0	0	0	0	0	1
Cephas	3	1-2	0-0	1-2	0-0	0	0	0	0	0	0	3
Fields	5	0-2	0-2	3-4	2-0	2	0	0	1	0	0	3
Mardesich	15	1-5	0-0	0-2	2-2	4	3	0	0	1	2	2
Baxter	12	1-4	0-0	2-4	2-3	5	2	1	0	1	1	4
Watkins	4	0-1	0-1	0-0	0-0	0	1	0	0	0	0	0
Team					0-0	0						
Totals	200	29-69	4-19	28-46	22-26	48	25	21	15	7	16	90

FC% - UMBC, 396 Maryland, 420 3FG% - UMBC, 333 Maryland, 211 FT% - UMBC, 609 Maryland, 609 Technical Fouls None Officials Charles Pitts, Reginald Coffey, Alan Spanhour Attendance 13,865
UMBC (0-2) 25 37 - 62
Maryland (2-0) 48 42 - 90

Game 3 — Maryland 89, Hofstra 59

COLLEGE PARK, Md — Terence Morris scored half of his career-high 22 points in a first-half run that propelled Maryland to its third straight lopsided victory, 89-59 over Hofstra. It was the 61st consecutive non-conference home victory for the Terrapins since 1989 and their 15th straight win in November. Obinna Ekezie matched his career high with 23 points and had 11 rebounds for the Terrapins, who placed four players in double figures. Maryland led 49-33 at halftime after going 14-for-22 at the foul line. Hofstra made two of four free throws, missed 20 of 35 field goal attempts and committed 14 turnovers. The Terrapins quelled any chance of a Hofstra comeback by making five of their first seven shots after halftime for a 61-37 lead.

NO. 6 MARYLAND 89, HOFSTRA 59
First National Bank of Maryland Court at Cole Field House — Nov. 20, 1998

Hofstra	Min	FG	3FG	FT	O-D	Reb	F	A	T	B	S	Pts
Gittens	33	3-8	0-0	1-6	5-7	12	3	0	4	2	1	7
Richardson	37	8-19	3-9	1-3	0-2	2	5	2	2	1	2	20
Posey	13	0-2	0-0	0-0	0-1	1	5	0	1	1	0	0
Claxton	39	7-17	0-2	2-3	1-1	2	1	7	7	2	1	16
Renfro	15	0-3	0-3	0-0	0-2	2	2	3	2	0	1	0
Hernandez	29	3-8	1-5	0-0	0-2	5	1	0	2	0	2	7
Davis	1	0-0	0-0	0-0	0-0	0	0	0	0	0	0	0
Beckett	24	2-7	2-6	1-2	2-6	8	3	1	0	0	1	7
Petit	9	1-1	0-0	0-0	2-0	2	0	0	0	0	0	2
Team					1-0	1						
Totals	200	24-65	6-25	5-14	11-21	32	24	14	19	6	8	59

FC% - Hofstra, 369 Maryland, 463 3FG% - Hofstra, 240 Maryland, 333 FT% - Hofstra, 357 Maryland, 688 Technical Fouls None Officials Larry Rose, Manny Upton, Terry Nobles Attendance 14,500
Hofstra (0-1) 33 26 - 59
Maryland (3-0) 49 40 - 89

Game 4 — Maryland 81, Duquesne 47

COLLEGE PARK, Md — Sophomore Terence Morris scored 18 points, Steve Francis added 15 and Juan Dixon had 10 off the bench as the Terrapins defeated Duquesne, 81-47. Maryland improved to 4-0 for only the fifth time since the 1980-81 season. Maryland led by 15 but Duquesne quickly got within 11 before Maryland reeled off seven straight points for a 54-36 lead with 9:30 remaining. The Dukes shot 28 percent (17-for-60) and missed half their 16 free throws. Duquesne shot 31 percent, went 2-for-8 at the line and had eight turnovers in falling behind 38-23 at halftime. The Terrapins led 16-11 before Morris dunked off a pass from Profit and hit a jumper off the glass to start a 10-2 burst that put Maryland up by 13.

NO. 5 MARYLAND 81, DUQUESNE 47
First National Bank of Maryland Court at Cole Field House — Nov. 23, 1998

Duquesne	Min	FG	3FG	FT	O-D	Reb	F	A	T	B	S	Pts
Smith	19	3-13	1-4	0-0	2-1	3	3	1	1	0	2	7
Rackley-Mann	5	0-1	0-0	0-0	1-0	1	0	0	0	0	0	0
Davis	24	0-1	0-0	0-1	1-1	4	3	0	2	0	1	0
Wallace	32	5-11	1-5	1-2	1-3	4	5	4	5	0	1	12
Tann	34	5-16	2-9	0-0	0-4	4	3	1	1	0	0	13
Stephenson	29	2-5	0-0	1-4	0-5	5	4	0	1	1	1	5
Richards	1	0-0	0-0	0-0	0-0	0	0	0	0	0	0	0
Kegerreis	1	0-1	0-0	0-0	0-0	0	0	0	0	0	0	0
Stanfield	9	0-2	0-1	0-1	1-1	2	4	1	1	0	0	0
Lovellace	25	1-5	0-0	3-4	1-2	3	3	0	3	1	0	5
Shand	21	1-5	0-0	3-4	4-1	5	2	1	1	0	0	5
Team					1-0	1						
Totals	200	17-60	5-19	8-16	14-18	32	27	8	15	2	5	47

FC% - Duquesne, 283 Maryland, 538 3FG% - Duquesne, 263 Maryland, 500 FT% - Duquesne, 500 Maryland, 588 Technical Fouls None Officials Duke Edsall, Bryan Kersey, Sean Hull Attendance 14,500
Duquesne (3-1) 23 24 - 47
Maryland (4-0) 38 45 - 81

Maryland	Min	FG	3FG	FT	O-D	Reb	F	A	T	B	S	Pts
Profit	29	4-8	0-1	1-4	2-5	7	2	4	3	0	0	9
Morris	29	7-9	0-1	4-5	1-5	6	1	1	2	2	1	18
Ekezie	25	2-8	0-0	2-4	2-2	4	4	1	2	3	0	6
Stokes	20											



1 9 9 8 - 9 9

Game 6 — Maryland 70, UCLA 54

BAYAMON, PR — Terence Morris matched his career high with 22 points and grabbed 11 rebounds to lead Maryland (6-0) into the championship game of the Puerto Rico Shootout. Maryland put on quite an open floor exhibition in breaking the game open, turning turnovers by UCLA (2-1) into highlight clips in a 17-6 run to start the second half. Morris, who was 9-of-12 from the field, had two of the spectacular plays in the run for the Terrapins, who led 32-24 at halftime. A dunk on a touch pass from Francis, and a fastbreak dunk Francis, who finished with 18 points on 6-of-9 shooting, followed those dunks with one of his own off an over-the-head pass from Laron Profit, who stole the ball near midcourt. Juan Dixon's 3-pointer ended the second-half run and gave the Terrapins a 49-30 lead with 14:46 to play. Maryland stretched the lead to as much as 60-37 with 8:23 left on a jumper by Francis. Dixon, who was 3-of-6 from 3-point range, finished with 11 points for the Terrapins, who shot 45 percent (24-For-53). Earl Watson led UCLA with 17 points after needing 11 stitches to close a cut on his shooting arm after a fall in the Bruins' 69-62 opening-round win over San Francisco.

NO. 5 MARYLAND 70, NO. 10 UCLA 54
Eugenio Guerra Sports Complex — Nov. 27, 1998

UCLA	Min	FG	3FG	FT	O-D	Reb	F	A	T	B	S	Pts
Moriso	17	2-6	0-0	0-0	0-3	3	2	0	3	0	1	4
Rush	20	2-11	2-8	2-2	1-1	2	2	0	3	1	1	8
Barnes	21	1-7	1-5	0-0	0-2	2	2	0	3	0	0	3
Hines	32	2-5	1-2	0-0	1-2	3	1	1	2	0	0	5
Watson	34	5-14	1-4	6-8	4-3	7	3	4	7	0	1	17
Reed	24	2-5	0-0	1-2	0-3	3	4	0	2	0	1	5
Gadzuric	18	3-3	0-0	0-2	1-4	5	3	1	2	2	1	6
Bailey	20	2-5	0-0	0-1	1-1	2	4	1	2	0	1	4
Young	12	1-4	0-2	0-0	0-2	2	0	2	0	0	1	2
Ramasar	2	0-0	0-0	0-0	1-0	1	0	0	0	0	0	0
Team					6-2	8						8
Totals	200	20-60	5-21	9-15	15-23	38	19	9	24	3	15	54

FC% - UCLA, 333 Maryland, 453 3FC% - UCLA, 238 Maryland, 455 FT% - UCLA, 600 Maryland, 607 Technical Fouls: None Attendance: 2,500
UCLA (2-1) 24 30 - 54
Maryland (6-0) 32 38 - 70

Game 7 — Maryland 87, Pittsburgh 52

BAYAMON, PR. — No. 5 Maryland defeated Pittsburgh, 87-52, to claim the championship of the Puerto Rico Shootout. The Terps shot 62.7 percent from the field courtesy of a myriad of layups and transition baskets. Pittsburgh shot 23 percent from the field and committed 23 turnovers. Maryland went on a 20-0 run to take a 30-7 lead with 10:23 left in the first half. They were perfect in the run, making eight shots in as many possessions, while holding the Panthers 0-for-4 from the field with three turnovers. Senior forward Laron Profit had a 3-pointer and two three-point plays in the run, but the Terrapins weren't done as they extended the lead to 46-17 at halftime. Maryland's biggest lead was 87-41 with 2:18 left and Pittsburgh closed the game with an 11-0 run.

NO. 5 MARYLAND 87, PITTSBURGH 52
Eugenio Guerra Sports Complex — Nov. 28, 1998

Pitt	Min	FG	3FG	FT	O-D	Reb	F	A	T	B	S	Pts
Cosby	18	1-3	0-0	5-5	1-1	2	2	0	3	1	0	7
Hawkins	34	1-5	0-0	0-0	3-3	6	4	1	4	0	2	2
Cummings	34	5-15	2-4	7-7	1-1	2	3	1	1	0	2	19
Taylor	12	0-2	0-1	0-0	0-1	1	0	0	3	0	0	0
Greer	35	5-21	0-2	6-8	8-2	10	3	1	2	0	3	16
Primus	18	1-6	1-6	0-1	2-1	3	0	0	1	0	1	3
Lockhart	13	0-4	0-2	0-0	1-0	1	0	0	4	0	3	0
Holmes	19	1-2	1-2	0-0	0-0	2	2	0	2	0	2	3
Seabrooks	7	0-2	0-0	0-0	1-1	2	1	0	1	0	3	0
Floyd	10	0-1	0-0	2-2	1-1	2	1	0	1	1	1	2
Team					1-0	1						1
Totals	200	14-61	4-17	20-23	19-11	30	15	5	23	2	17	52

FC% - Pittsburgh, 230 Maryland, 627 3FC% - Pittsburgh, 235 Maryland, 680 FT% - Pittsburgh, 870 Maryland, 643 Technical Fouls: None Attendance: 2,500
Maryland (7-0) 46 41 - 87
Pittsburgh (6-1) 17 35 - 52

S E A S O N

Maryland	Min	FG	3FG	FT	O-D	Reb	F	A	T	B	S	Pts
Profit	26	9-12	1-2	4-4	2-2	4	1	1	3	0	3	23
Morris	20	4-6	0-0	1-2	3-5	8	5	2	2	1	1	9
Ekezie	20	2-4	0-0	0-0	0-5	5	4	0	4	2	1	4
Stokes	28	0-2	0-1	0-0	1-2	3	1	8	0	0	2	0
Francis	27	8-12	1-2	2-3	1-2	3	2	3	3	0	2	19
Dixon	16	5-7	1-2	1-1	2-1	3	2	3	3	0	3	12
Miller	11	1-2	0-1	0-1	0-1	1	1	0	2	0	1	2
Hahn	4	0-0	0-0	0-0	0-0	0	1	0	4	0	0	0
Cephas	3	0-0	0-0	0-0	0-1	1	0	0	0	0	1	0
Fields	5	1-1	1-1	0-0	0-0	0	1	0	3	0	1	3
Mardesich	18	3-6	0-0	1-2	2-6	8	1	0	1	1	0	7
Baxter	17	4-6	0-0	0-1	0-4	4	0	1	1	2	0	8
Watkins	5	0-1	0-0	0-0	1-1	2	1	0	1	0	0	0
Team					2-1	3						3
Totals	200	37-59	4-9	9-14	14-31	45	20	18	27	6	15	87

FC% - Pittsburgh, 230 Maryland, 627 3FC% - Pittsburgh, 235 Maryland, 680 FT% - Pittsburgh, 870 Maryland, 643 Technical Fouls: None Attendance: 2,500
Maryland (7-0) 46 41 - 87
Pittsburgh (6-1) 17 35 - 52

Game 8 — Maryland 92, Wake Forest 69

COLLEGE PARK, Md. - Second-ranked Maryland forced 11 turnovers in the opening eight minutes and built a 22-point lead en route to its eighth straight blowout victory, 92-69 over Wake Forest. Obinna Ekezie had 19 points and the Terrapins (8-0, 1-0 Atlantic Coast Conference) placed four players in double figures in the first half while taking a 54-29 lead against the stunned Demon Deacons. Steve Francis scored 18 points and Laron Profit 16 for Maryland. Maryland led by 38 points before Williams cleared his bench with five minutes left. Darius Songaila scored 15 points for Wake Forest (6-2, 0-1), which trailed 32-10 with eight minutes elapsed. By halftime, the Demon Deacons - who start four sophomores - had 18 turnovers compared to 11 baskets.

NO. 2 MARYLAND 92, WAKE FOREST 69
First National Bank of Maryland Court at Cole Field House — Dec. 3, 1998

Wake	Min	FG	3FG	FT	O-D	Reb	F	A	T	B	S	Pts
Amonett	18	2-6	1-3	0-0	0-1	1	0	0	2	0	0	5
Shoemaker	24	4-7	0-0	1-1	7-2	9	3	1	2	1	1	9
Vidaurreta	18	0-2	0-0	0-0	1-1	2	2	1	3	0	1	0
O'Kelley	27	1-9	1-5	5-8	1-0	1	3	6	0	8		
Fitzpatrick	14	0-2	0-2	0-0	1-2	3	3	2	3	0	0	0
Hicks	14	1-4	0-2	0-1	0-2	2	5	2	5	0	0	2
Fuller	1	0-0	0-0	0-0	0-0	0	0	0	0	0	0	0
Songaila	25	6-10	1-1	3-3	2-7	9	5	2	2	0	2	15
Murray	7	1-1	0-0	0-0	0-0	0	0	0	0	0	0	2
Griffin	12	2-6	1-1	0-2	2-1	3	0	0	2	1	0	5
Scott	17	5-8	0-0	1-2	2-1	3	0	0	0	1	0	11
Oawson	25	4-8	4-7	0-0	0-4	4	0	4	1	1	0	12
Team					0-1	1						1
Totals	200	26-63	7-21	10-17	16-22	38	19	15	26	4	4	69

FC% - Wake Forest, 413 Maryland, 508 3FC% - Wake Forest, 333 Maryland, 389 FT% - Wake Forest, 588 Maryland, 826 Technical Fouls: None Officials: Frank Scagliotta, Karl Hess, Ted Valentine Attendance: 14,500
Wake Forest (6-2, 0-1 ACC) 29 40 - 69
Maryland (8-0, 1-0 ACC) 54 38 - 92

Game 9 — Maryland 62, Stanford 60

WASHINGTON, D.C. — No. 2 Maryland beat No. 5 Stanford 62-60 in the opening round of the BB&T Classic behind Steve Francis' career-high 24 points. Maryland won despite a rough outing with its halfcourt offense and in taking a pounding off the boards from the Cardinal (4-2), who lost their second straight game. "Stanford forced us to play their way," head coach Gary Williams said. "They probably played as good a game on defense as we've seen all year. They're so big there's not much room to run around on offense." Maryland took the lead for good at 59-57 with 1:22 to play on two free throws by Francis, whose speed in the open court has been the

R E V I E W

Terrapins' early trademark. After a turnover by Stanford, Laron Profit made one of two free throws with 20 seconds left, his first point of the game. Another Stanford turnover led to a breakaway dunk by Profit with 11 seconds to play.

NO. 2 MARYLAND 62, NO. 5 STANFORD 60
MCI Center, Washington, D.C. — Dec. 6, 1998

Stanford	Min	FG	3FG	FT	O-D	Reb	F	A	T	B	S	Pts
Madsen	28	6-8	0-0	0-1	3-5	8	4	0	3	1	1	12
Young	16	1-6	0-0	0-0	1-2	3	3	0	0	1	0	2
Weems	34	4-12	2-7	0-1	0-3	3	0	2	2	0	2	10
Lee	25	5-12	2-8	2-2	0-3	3	1	8	5	0	1	14
Moseley	16	3-7	2-4	0-0	2-1	3	2	1	3	0	0	8
Giovacchi	5	0-0	0-0	0-0	0-0	0	0	0	1	0	0	0
Collins, Jar	15	1-2	0-0	0-0	2-1	3	4	0	1	0	0	2
Collins, Jas	16	0-3	0-0	2-4	2-3	5	3	0	1	1	1	2
Seaton	6	1-2	0-0	0-0	2-0	2	1	0	0	0	0	2
Team					4-3	7						7
Totals	200	24-60	8-24	8-8	17-25	42	19	13	19	4	5	60

Maryland	Min	FG	3FG	FT	O-D	Reb	F	A	T	B	S	Pts
Profit	24	1-6	0-3	1-2	0-2	2	1	2	2	1	2	3
Morris	34	4-7	1-1	2-4	1-4	5	1	3	2	2	2	11
Ekezie	32	2-7	0-0	7-7	2-3	5	4	0	6	0	1	11
Stokes	31	3-3	1-1	0-0	0-2	2	3	3	2	0	1	7
Francis	37	8-14	1-2	7-7	1-6	7	4	1	3	0	4	24
Dixon	12	0-3	0-1	0-0	0-0	0	1	1	0	0	0	0
Miller	16	2-4	2-2	0-0	1-0	1	2	1	0	1	0	6
Mardesich	14	0-4	0-0	0-0	0-0	0	2	0	0	1	0	0
Team					1-6	7						7
Totals	200	20-48	5-10	17-20	6-23	29	18	11	15	6	10	62

FC% - Stanford, 400 Maryland, 417 3FC% - Stanford, 333 Maryland, 500 FT% - Stanford, 500 Maryland, 850 Technical Fouls: None Officials: Ted Hillary, Tim Higgins, Tom O'Neil Attendance: 20,544
Stanford (4-2) 32 28 - 60
Maryland (9-0) 39 25 - 62

Game 10 — Maryland 92, DePaul 75

WASHINGTON, D.C. — Terence Morris matched his career-high with 22 points and No. 2 Maryland defeated DePaul, 92-75, in the championship game of the BB&T Classic at MCI Center Maryland (10-0), which had its first close game of the season in beating No. 6 Stanford 62-60 in the opening round, seemed on the way to another blowout, leading 29-11 with 7:19 left in the first half. But DePaul (5-2), which starts three freshmen, closed the first half with a 24-14 run to get within 43-35 as three first-year players scored all the points in the spurt. A 3-pointer by Quentin Richardson, who finished with 28 points, had DePaul within 50-47 with 16:20 to play. Maryland went on an 11-0 run with Morris, who was 10-of-11 from the field, and Juan Dixon scoring all the points. The closest DePaul would get the rest of the way was 79-70 on a layup by freshman Lance Williams with 3:21 to play, and the Terrapins closed the game with a 13-5 run. Laron Profit had 15 points for Maryland, while Steve Francis, the tournament MVP who had 24 points in the win over Stanford, added 14.

NO. 2 MARYLAND 92, DEPAUL 75
MCI Center, Washington, D.C. — Dec. 7, 1998

DePaul	Min	FG	3FG	FT	O-D	Reb	F	A	T	B	S	Pts
Simmons	37	3-13	2-8	5-2								



1 9 9 8 - 9 9

S E A S O N

R E V I E W

Game 11 — Kentucky 103, Maryland 91

LEXINGTON, Ky. — Heshimu Evans scored a career-high 31 points and Scott Padgett went 4-for-4 on 3-pointers as No. 5 Kentucky handed No. 2 Maryland its first loss of the season, 103-91. Padgett finished with 25 points and 13 rebounds for his second double-double of the season. The Wildcats took charge with a 21-8 run over the last 6:27 of the first half that was capped by Padgett's buzzer-beating 3-pointer from the top of the key that gave Kentucky a 54-41 halftime lead. Kentucky led most of the second half but Maryland (10-1) pulled within four points on Terence Morris' 3-pointer with 5:32 seconds left. Morris led Maryland with 26 points, while Steve Francis had 25 points and Obinna Ekezie had 19 points and nine rebounds.

No. 5 KENTUCKY 103, NO. 2 MARYLAND 91
Rupp Arena, Lexington, Ky. — Dec. 12, 1998

Maryland	Min	FG	3FG	FT	O-D	Reb	F	A	T	B	S	Pts
Profit	31	4-10	0-1	0-0	1-5	6	5	2	0	0	1	8
Stokes	32	2-5	2-3	0-0	0-2	2	4	3	2	0	2	6
Francis	31	9-20	2-4	5-8	5-1	6	5	5	1	0	1	25
Morris	34	10-18	1-3	5-5	2-4	6	3	0	2	1	3	26
Ekezie	37	7-16	0-0	5-7	5-4	9	3	2	1	1	0	19
Dixon	13	1-5	0-2	5-5	2-0	2	3	2	1	0	2	7
Mardesch	7	0-1	0-0	0-0	1-0	1	0	0	0	1	0	0
Miller	12	0-2	0-1	0-0	0-1	1	5	0	1	0	0	0
Baxter	2	0-0	0-0	0-0	0-1	1	0	0	0	0	0	0
Fields	1	0-1	0-0	0-0	0-0	0	0	0	0	0	0	0
Team					1-0	1						
Totals	200	33-78	5-14	20-25	17-18	35	28	14	8	3	9	91

Kentucky	Min	FG	3FG	FT	O-D	Reb	F	A	T	B	S	Pts
Evans	35	8-17	3-8	11-14	4-2	6	2	2	3	1	0	31
Padgett	35	3-11	4-4	5-5	5-8	13	2	5	2	0	0	25
Bradley	18	1-2	0-0	3-6	0-4	4	2	0	2	2	0	5
Turner	35	4-9	0-1	9-12	1-2	3	1	7	2	0	1	17
Prince	33	6-13	1-5	0-1	1-5	6	3	3	2	0	0	15
Magliore	22	3-5	0-0	0-0	2-4	6	3	0	2	6	1	6
Smith	12	0-0	0-0	2-3	0-1	1	3	1	0	0	0	2
Camara	5	2-2	0-0	0-0	0-1	2	0	1	0	2	4	4
Hogan	2	0-0	0-0	0-0	0-0	0	1	1	0	0	1	0
Allison	3	0-0	0-0	0-0	0-0	0	0	1	1	0	0	0
Team					2-3	3						
Totals	200	32-59	9-18	30-41	15-28	45	19	20	16	9	6	103

FG% - Maryland, 42.3; Kentucky, 54.2. 3FG% - Maryland, 35.7; Kentucky, 50.0. FT% - Maryland, 80.0; Kentucky, 73.2. Technical Fouls: None. Officials: John Clougherty, Mike Wood, Karl Hess. Attendance: 24,321. Maryland (10-1): 41, 50, - 91. Kentucky (9-1): 54, 49, - 103.

Game 12 — Maryland 81, Princeton 58

BALTIMORE, Md. — Fifth-ranked Maryland raced to an early 17-point lead, led by 19 at halftime and cruised past Princeton 81-58. Laron Profit scored 21 points and Steve Francis had 12 points, six rebounds and four steals for the Terrapins. It was only the second time this decade that the Tigers gave up more than 80 points in a game (the first was four seasons ago against Massachusetts). It was Princeton's most lopsided loss since a 23-point defeat against Washington State in the 1992-93 season. Maryland bolted to a 19-2 lead, forcing eight turnovers in the opening six minutes and getting seven points from Profit and two baskets from Francis in a 16-0 run. Princeton (5-3) never cut the margin below 11 points. The Tigers finished with a season-high 29 turnovers and made only eight baskets in the first half. Princeton came in with the nation's best scoring defense (51 points per game), but had all sorts of problems with a high-powered Maryland offense that registered 42 points by halftime. Gabe Lewullis scored 20 points for the Tigers.

No. 5 MARYLAND 81, PRINCETON 58
Baltimore Arena, Baltimore, Md. — Dec. 19, 1998

Princeton	Min	FG	3FG	FT	O-D	Reb	F	A	T	B	S	Pts
Lewullis	39	7-10	4-5	2-4	1-4	5	3	3	5	0	3	20
Krug	21	0-1	0-0	2-2	1-1	2	1	1	0	0	2	2
Young	30	6-9	0-1	1-2	1-6	7	4	1	3	0	0	13
Earl	37	4-8	1-4	2-3	0-2	2	3	1	1	1	0	11
Chapman	11	0-2	0-1	0-0	0-0	0	1	0	2	0	0	0
El-Nokali	29	2-3	0-0	0-0	0-1	1	4	1	2	0	1	4
Baah	3	1-2	0-1	0-0	0-0	0	0	0	0	2	1	2
Rocca	20	1-3	0-0	4-5	4-3	7	3	7	3	0	2	6
Team					1-1	2						
Totals	200	21-38	5-12	11-16	8-18	26	19	14	29	0	11	58

Maryland	Min	FG	3FG	FT	O-D	Reb	F	A	T	B	S	Pts
Profit	27	8-11	2-2	3-4	2-1	7	1	0	1	1	1	21
Morris	27	3-5	0-2	3-3	2-2	4	3	2	2	1	2	9
Ekezie	26	3-6	0-0	5-7	3-3	4	2	1	3	1	2	11
Stokes	28	1-5	0-4	0-0	0-1	1	1	4	1	1	3	2

Francis	31	5-12	0-1	2-2	3-3	6	2	4	4	0	4	12
Dixon	18	4-6	3-4	2-2	0-1	1	3	3	1	0	2	13
Miller	13	3-4	0-0	0-0	0-0	0	2	1	1	0	2	6
Hahn	1	0-0	0-0	0-0	0-0	0	0	0	0	0	0	0
Fields	1	0-0	0-0	0-0	0-0	0	0	0	0	0	0	0
Mardesch	18	0-1	0-0	3-4	0-2	2	0	2	2	0	0	3
Baxter	9	0-0	0-0	1-2	0-0	0	4	1	1	0	1	1
Watkins	1	1-1	1-1	0-0	0-0	0	0	0	0	0	0	3
Team					1-1	2						
Totals	200	28-51	6-14	19-24	9-15	22	20	20	16	4	17	81

FG% - Princeton, 55.3; Maryland, 54.9. 3FG% - Princeton, 41.7; Maryland, 42.9. FT% - Princeton, 68.8; Maryland, 79.2. Technical Fouls: None. Officials: Rick Hartzell, Steve Gordon, Duke Edsall. Attendance: 13,489. Princeton (5-3): 23, 35, - 58. Maryland (11-1): 42, 39, - 81.

Game 13 — Maryland 132, No. Texas 57

COLLEGE PARK, Md. — Freshman forward Lonny Baxter set a school record by hitting all 10 of his field goal attempts and scored 28 points as the Terrapins registered the most lopsided victory in school history, 132-57 over wireless North Texas. Laron Profit scored 16 of his season-high 24 points in the first half and Steve Francis added 17 for the Terrapins (12-1), who had absolutely no trouble in their 63rd straight non-conference home victory, the longest current streak in the nation. The 75-point margin of victory surpassed the 67-point blowout of Western Carolina earlier this season, and the 132 points was the second-highest output in Maryland history. Sam Funches scored 16 points for North Texas (0-9) and Joe Ervin had 12, all but three in the opening five minutes. The Terrapins led 11-9 before Profit made a 3-pointer and Francis and Terence Morris followed with dunks to spark a 21-6 run that put Maryland up by 17.

No. 5 MARYLAND 132, NORTH TEXAS 57
First National Bank of Maryland Court at Cole Field House — Dec. 23, 1998

N. Texas	Min	FG	3FG	FT	O-D	Reb	F	A	T	B	S	Pts
Washington	36	2-8	2-6	3-6	5-6	11	5	4	3	0	5	9
Erskin	28	2-8	0-2	0-2	2-2	4	3	1	3	0	0	4
Gilbert	19	0-5	0-3	0-0	1-3	4	5	1	3	0	1	0
Williams	28	0-4	0-3	0-0	0-1	1	1	7	3	0	1	0
Ervin	23	4-17	4-12	0-0	0-1	1	0	1	1	0	0	12
Colter	10	0-2	0-2	0-0	0-0	0	2	2	1	0	0	0
Allen	11	2-4	2-3	0-0	0-0	0	0	0	0	3	0	6
Hardie	14	3-8	0-3	0-0	0-0	0	2	4	0	4	0	6
Mangrum	9	0-1	0-1	0-0	0-0	0	0	2	0	0	0	0
Funches	17	7-14	2-7	0-0	1-3	4	3	0	1	0	2	16
Tennell	5	2-3	0-1	0-0	0-1	0	1	0	0	0	0	4
Team					3-1	4						
Totals	200	22-74	10-45	3-8	12-17	29	22	18	23	0	9	57

Maryland	Min	FG	3FG	FT	O-D	Reb	F	A	T	B	S	Pts
Profit	21	9-12	3-5	3-6	2-3	5	0	2	0	0	1	24
Morris	21	2-5	0-0	3-3	1-8	9	1	0	1	3	1	7
Ekezie	21	6-8	0-0	4-8	6-9	15	1	0	4	2	0	16
Stokes	22	2-2	2-2	0-0	0-2	2	3	9	1	0	0	6
Francis	23	6-11	1-4	4-5	2-4	6	0	8	3	0	6	17
Dixon	22	3-13	0-6	0-0	4-2	6	0	3	1	0	4	6
Miller	15	3-7	0-3	0-0	1-2	3	0	4	2	1	2	6
Hahn	4	1-1	0-0	0-0	0-2	2	0	3	0	0	0	2
Cephas	4	0-1	0-0	1-2	0-0	0	0	0	0	0	0	1
Fields	5	1-2	0-1	0-0	1-0	1	0	3	0	0	0	2
Mardesch	15	5-6	0-0	2-2	1-2	5	1	2	0	2	0	12
Baxter	18	10-10	0-0	8-8	2-3	5	2	2	2	1	0	28
Watkins	9	2-5	1-2	0-0	1-2	3	1	1	0	0	0	5
Team					0-2	2						
Totals	200	50-85	7-23	25-34	21-43	64	9	37	14	9	14	132

FG% - North Texas, 29.7; Maryland, 60.2. 3FG% - North Texas, 22.2; Maryland, 30.4. FT% - North Texas, 37.5; Maryland, 73.5. Technical Fouls: None. Officials: Larry Rose, Raymond Stevens, Raymond Natili. Attendance: 14,500. North Texas (0-9): 23, 34, - 57. Maryland (12-1): 67, 65, - 132.

Game 14 — Maryland 104, S.C. State 70

COLLEGE PARK, Md. — Laron Profit found his jump shot, and that's good news for Maryland as it heads into the meat of its Atlantic Coast Conference schedule. Profit continued a recent surge by scoring a season-high 25 points and No. 5 Maryland pulled away in the second half to put away pesky South Carolina State 104-70. Steve Francis had 21 points and five assists for Maryland, which extended the nation's longest non-conference home winning streak to 64 games. Terrell Stokes contributed 12 assists and eight steals as the Terrapins started the season 13-1 for the fourth time in school history. Mike Watre scored a career-high 26 points for South Carolina State (4-6), which trailed by just five points, 63-58, five minutes into the second half. Obinna Ekezie and Terence Morris had 18 and 14 points, respectively, as the Terrapins placed four play-

ers in double figures for the seventh time this season. Maryland forced 35 turnovers, with Profit and Juan Dixon both getting four steals. Stokes' eight steals were one shy of the school record.

No. 5 MARYLAND 104, SOUTH CAROLINA STATE 70
First National Bank of Maryland Court at Cole Field House — Dec. 27, 1998

SC State	Min	FG	3FG	FT	O-D	Reb	F	A	T	B	S	Pts
Hall	25	4-7	0-0	0-1	3-6	11	4	1	2	1	0	8
Carlisle	27	2-5	2-3	0-0	2-3	5	2	4	8	0	3	6
Johnson	29	4-6	0-0	1-1	3-3	6	4	3	1	0	0	8
Watre	34	9-19	3-6	5-6	0-3	3	2	2	6	0	0	2



1 9 9 8 - 9 9

Game 16 — Maryland 71, Virginia 66

CHARLOTTESVILLE, Va. - Juan Dixon made two free throws with 3.4 seconds left and No. 5 Maryland beat Virginia, 71-66. Obinna Ekezie and Terence Morris led Maryland with 17 points each and Steve Francis had 14. Willie Dersch led the Cavaliers with 15 points and Chris Williams had 14. The Terrapins shot 48 percent from the field, while Virginia shot 33 percent. Maryland led 37-20 after a first half in which Virginia went 10:56 between its first and second field goals and made only seven of 31 shots overall. After Chezley Watson opened the scoring by hitting a 10-footer for Virginia, the Cavaliers missed 12 straight shots and had five turnovers before Willie Dersch hit a 3-pointer to draw them within 18-7.

NO. 5 MARYLAND 71, VIRGINIA 66
University Hall, Charlottesville, Va. — Jan. 7, 1999

Maryland	Min	FG	3FG	FT	O-D	Reb	F	A	T	B	S	Pts
Profit	32	4-9	0-2	1-5	0-6	6	3	2	3	0	2	9
Morris	32	5-8	0-1	7-10	2-2	4	2	1	3	6	0	17
Ekezie	25	5-8	0-0	7-8	2-5	7	4	1	1	0	2	17
Stokes	35	0-0	0-0	2-2	0-4	4	4	5	3	0	0	2
Francis	35	5-10	0-3	4-7	1-5	6	3	6	3	0	2	14
Miller	11	0-3	0-1	0-0	1-1	2	3	0	3	0	1	0
Dixon	14	1-2	0-0	2-2	1-2	3	4	0	3	0	0	4
Baxter	8	1-2	0-0	1-2	0-1	1	2	0	1	2	0	3
Mardesch	8	2-6	0-0	1-2	3-1	4	0	0	0	0	0	5
Team						2-1						3
Totals	200	23-48	0-7	25-38	12-28	30	25	15	20	8	7	71

Virginia	Min	FG	3FG	FT	O-D	Reb	F	A	T	B	S	Pts
Dersch	36	4-11	3-8	4-4	1-5	6	4	2	2	0	3	15
Williams	35	6-10	1-3	1-3	3-2	5	5	2	4	1	1	14
Hunter	22	3-8	0-0	1-2	2-1	3	5	0	3	2	0	7
Watson	37	2-9	1-4	1-2	0-3	3	4	2	3	0	2	6
Hand	37	1-8	0-0	10-11	5-2	7	4	5	3	0	2	12
Hall	29	4-14	1-4	1-1	0-2	2	3	1	2	0	2	10
Lerncke	2	0-0	0-0	0-0	0-0	0	0	0	0	0	0	0
Dowling	2	0-0	0-0	2-2	0-1	1	1	0	0	0	0	2
Team						5-1						6
Totals	200	20-60	6-19	20-27	16-47	33	26	12	17	3	10	66

FG% - Maryland, 47.9; Virginia, 33.3 3FG% - Maryland, 0.0; Virginia, 31.6 FT% - Maryland, 65.8; Virginia, 74.1 Technical Fouls: None Officials: Andre Patilo, Mike Wood, John Cahill Attendance: 8,247
Maryland (14-2, 2-1 ACC) 37 34 - 71
Virginia (9-6, 0-3 ACC) 20 46 - 66

Game 17 — Maryland 94, NC State 48

COLLEGE PARK, Md. — Steve Francis was perfect, and No. 5 Maryland played an almost flawless game in posting the most lopsided Atlantic Coast Conference victory in school history, 94-48, over North Carolina State. Francis made all nine of his shots from the field and scored 22 points as Maryland defeated the Wolfpack for the 10th consecutive time at home. Francis also had three of Maryland's 17 steals. Laron Profit scored 17 for the Terrapins. The 46-point margin surpassed a 40-point victory over ACC foe Clemson in 1953. Keith Bean had nine points and seven rebounds for NC State. Maryland has won 10 straight home games against NC State, the Terrapins' longest streak against an ACC team in school history. Maryland also has won 10 of the last 11 games between the teams overall. The game was virtually decided in the final eight minutes of the first half, when the Wolfpack failed to make a field goal during a 20-5 Maryland run that made it 48-24 at halftime. The Terrapins hit their first five shots, including a pair of 3-pointers by Profit and two layups by Francis, to take a 12-2 lead with three minutes gone. Any chance the Wolfpack had of making a comeback was quickly dispelled at the outset of the second half, when Maryland used a 10-2 burst to boost the margin to 32 points. A 16-0 spree made it 76-31 with seven minutes left.

NO. 5 MARYLAND 94, NC STATE 48
First National Bank of Maryland Court at Cole Field House — Jan. 10, 1999

NC State	Min	FG	3FG	FT	O-D	Reb	F	A	T	B	S	Pts
Inge	26	2-7	0-1	1-2	3-1	4	3	2	4	0	1	5
Wells	26	1-7	1-4	0-0	0-0	0	3	3	3	0	0	3
Kelley	19	2-7	0-0	2-4	2-4	6	0	0	0	0	0	6
Gainey	32	3-5	1-2	0-0	1-2	3	1	2	5	0	0	7
Anderson	34	1-8	1-3	3-7	2-2	4	1	1	6	0	0	6
Thornton	12	2-3	0-0	2-5	1-1	2	2	0	2	1	1	6
Crundy	28	3-10	0-3	0-0	0-3	3	3	1	7	0	3	6
Bean	14	2-4	0-1	5-7	4-3	7	1	0	4	0	0	9
Williams	9	0-0	0-0	0-0	1-0	1	0	0	0	0	0	0
Team						3-3						6
Totals	200	16-51	3-14	13-25	17-19	36	14	9	31	2	5	48

S E A S O N

Maryland	Min	FG	3FG	FT	O-D	Reb	F	A	T	B	S	Pts
Profit	24	5-9	3-3	4-4	0-3	3	1	4	2	1	1	17
Morris	20	4-9	0-2	2-2	2-4	6	1	0	1	3	3	10
Ekezie	22	6-13	0-1	0-0	0-2	2	4	2	0	1	1	12
Stokes	27	2-5	1-4	0-0	0-4	4	1	9	1	0	4	5
Francis	25	9-9	2-2	2-2	0-1	1	3	2	0	3	2	22
Dixon	13	1-2	0-1	0-0	0-0	0	1	1	1	0	1	2
Miller	16	2-2	0-0	2-4	2-1	3	3	0	2	1	1	6
Hahn	6	1-1	0-0	0-0	0-0	0	0	2	1	0	2	2
Cephas	6	3-3	1-1	0-0	0-0	0	2	0	1	0	0	7
Fielos	6	0-0	0-0	0-0	0-1	1	0	2	0	0	0	0
Mardesch	14	3-6	0-0	1-2	2-1	3	3	1	0	1	0	7
Baxter	13	1-1	0-0	0-0	0-1	1	1	0	1	1	1	2
Watkins	8	1-3	0-0	0-0	0-2	2	2	0	1	0	0	2
Team						0-3						3
Totals	200	38-63	7-14	11-14	6-23	29	22	24	13	8	17	94

FG% - NC State, 31.4; Maryland, 60.5 3FG% - NC State, 21.4; Maryland, 50.0 FT% - NC State, 52.0; Maryland, 78.6 Technical Fouls: None Officials: Jim Burr, Rick Hartzell, Zelton Steed Attendance: 14,500
NC State (10-5, 1-3 ACC) 24 24 - 48
Maryland (15-2, 3-1 ACC) 48 46 - 94

Game 18 — Maryland 89, No. Carolina 76

CHAPEL HILL, N.C. — Obinna Ekezie, saddled with foul trouble the first half, rebounded with 19 points over the final 17:41 as the fifth-ranked Terrapins defeated No. 7 North Carolina, 89-76, winning at the Smith Center for the third time in the last four years. Ekezie's other frontline mates also came up big, as Profit added 24 points and Terence Morris had 20 as the Terrapins shot 58 percent in the second half and went to a zone defense to help protect Ekezie. Brendan Haywood led North Carolina with 18 points and 11 rebounds, while Ed Cota added 17 and 11 assists. The lead changed hands six times in the first three minutes of the second half and North Carolina led 51-48 before the Terrapins went on a 17-6 run to take control of the game. The 6-foot-10 Ekezie, led scoreless in the first half, scored on two turnaround shots in the lane, a layup and a foul shot during the run as Maryland led 65-57 with 9:31 left.

NO. 5 MARYLAND 89, NO. 7 NORTH CAROLINA 76
Dean E. Smith Center, Chapel Hill, N.C. — Jan. 13, 1999

Maryland	Min	FG	3FG	FT	O-D	Reb	F	A	T	B	S	Pts
Profit	35	7-14	2-4	8-10	2-2	4	0	1	3	1	3	24
Morris	36	8-12	0-1	4-4	2-3	5	3	0	2	2	1	20
Ekezie	28	6-8	0-0	7-9	0-2	2	3	1	2	0	1	19
Francis	35	3-10	1-2	1-2	3-3	6	2	4	3	0	3	8
Stokes	35	3-4	2-2	2-4	0-3	3	2	8	0	0	0	10
Dixon	9	3-5	0-1	0-0	1-0	1	1	1	0	0	0	6
Mardesch	10	0-1	0-0	0-0	1-1	2	3	1	0	1	0	0
Miller	5	0-1	0-0	2-2	0-1	1	0	0	0	0	0	2
Baxter	2	0-0	0-0	0-0	0-0	0	3	0	1	0	0	0
Watkins	4	0-1	0-0	0-0	0-0	0	1	0	0	0	0	0
Cephas	1	0-0	0-0	0-0	0-0	0	0	0	0	0	0	0
Team						2-3						5
Totals	200	30-56	5-10	24-31	11-18	29	18	16	11	4	8	89

N. Carolina	Min	FG	3FG	FT	O-D	Reb	F	A	T	B	S	Pts
Okulaja	36	5-13	1-6	2-3	5-4	9	3	2	3	0	1	13
Lang	26	3-4	0-0	0-0	1-3	4	5	1	2	0	0	6
Haywood	32	6-8	0-0	6-7	4-7	11	1	0	2	2	0	18
Capel	33	5-10	3-5	0-0	1-3	4	4	1	2	0	2	13
Cota	37	6-15	3-8	2-4	2-3	5	1	11	5	0	1	17
Dwens	9	0-4	0-3	0-0	2-0	2	1	0	2	1	1	0
Curry	19	2-9	1-5	2-3	1-0	1	3	0	2	0	0	7
Berstickler	4	0-0	0-0	0-3	1-0	1	0	0	0	0	0	0
Frederick	1	0-0	0-0	0-1	0-0	0	0	0	0	0	0	0
Williams	1	0-0	0-0	0-0	0-0	0	0	0	0	0	0	0
Newby	1	0-0	0-0	0-0	0-0	0	0	1	0	0	0	0
Meleendez	1	1-1	0-0	0-0	0-0	0	0	0	0	0	0	2
Team						1-0						1
Totals	200	28-64	8-27	12-18	18-20	38	19	16	18	3	5	76

FG% - Maryland, 53.6; North Carolina, 43.8 3FG% - Maryland, 50.0; North Carolina, 29.6 FT% - Maryland, 77.4; North Carolina, 66.7 Technical Fouls: None Officials: Frank Scaglotta, Ted Valentine, Steve Gordon Attendance: 21,572
Maryland (16-2, 4-1 ACC) 42 47 - 89
N. Carolina (14-4, 2-2 ACC) 43 33 - 76

Game 19 — Maryland 77, Georgia Tech 62

COLLEGE PARK, Md. — No. 4 Maryland received 20 points and 10 rebounds from Terence Morris and forced Georgia Tech into 27 turnovers, and pulled away for a 77-62 victory. The Terrapins closed the game with a 21-5 run and were 30-for-70 from the floor and 4-for-15 from 3-point range. Georgia Tech trailed 56-50 before reeling off seven straight points to take the lead for the only time. Maryland then went on a 7-0 run of its own, including a 3-pointer by Laron Profit that made it 63-57 with 6:14 remaining. Profit scored 15 points for the

R E V I E W

Terrapins, whose 17-2 record matches the best to this point in school history. Maryland has won six straight over Georgia Tech.

NO. 4 MARYLAND 77, GEORGIA TECH 62

First National Bank of Maryland Court at Cole Field House — Jan. 19, 1999

Ca Tech	Min	FG	3FG	FT	O-D	Reb	F	A	T	B	S	Pts
Babul	19	0-0	0-0	0-0	1-4	5	2	1	6	1	0	0
Floyd	34	6-13	3-9	1-2	1-2	3	3	0	2	0	2	16
Collier	33	4-12	1-2	5-6	1-4	5	4	4	8	1	0	14
Akins	38	2-11	1-6	2-2	1-5	6	3	6	6	0	2	7
Jones	36	5-6	0-0	2-4	1-8	9	1	3	1	2	1	12
Vines	28	3-8	1-5	1-2	0-3	3	3	2	2	0	1	8
LaBarrie	11	2-										



1 9 9 8 - 9 9 S E A S O N R E V I E W

Game 21 — Maryland 107, Florida St. 87

COLLEGE PARK, Md — Maryland had five players score in double figures and topped the 100-point mark in an ACC game for the first time since 1994 as the Terps defeated Florida State, 107-87. It was only the fourth time in the 1990s that Maryland surpassed 100 points in an ACC game. Senior center Obinna Ekezie scored 22, junior guard Steve Francis scored 21, sophomore forward Terence Morris had 16 and senior guard Terrell Stokes recorded eight assists to pass John Lucas and move into second place on the school career list with 515. Ron Hale had 22 points and Terrell Baker 18 for Florida State. Maryland opened the second half with a 9-1 spree to make it 59-41. Ekezie, limited to nine minutes in the first half, scored four points in the run and Stokes hit a 3-pointer. The margin swelled to 20 points with 5:17 remaining. The Seminoles committed 23 turnovers.

NO. 4 MARYLAND 107, FLORIDA STATE 87

First National Bank of Maryland Court at Cole Field House — Jan. 24, 1999

Fla State	Min	FG	3FG	FT	O-D	Reb	F	A	T	B	S	Pts
Hale	34	7-15	1-4	7-7	3-1	4	2	3	3	0	1	22
Simmons	19	2-6	0-0	0-0	2-5	7	3	0	1	0	0	4
Mott	18	1-3	0-0	1-2	3-0	3	4	0	2	2	1	3
Arrington	30	3-6	2-3	4-4	0-0	0	4	7	8	0	3	12
Baker	34	7-14	1-4	3-4	2-1	3	4	3	4	1	4	18
Dixon	2	0-0	0-0	0-0	0-0	0	0	0	0	0	0	0
Crawford	31	5-12	4-7	3-4	2-1	3	1	5	4	0	0	17
Anderson	31	5-7	0-1	1-2	3-2	5	4	2	2	0	0	11
Mathis	1	0-0	0-0	0-0	0-0	0	0	0	0	0	0	0
Team					0-0	0			1			
Total	200	30-63	8-19	19-23	15-10	25	22	20	23	3	10	87

Maryland	Min	FG	3FG	FT	O-D	Reb	F	A	T	B	S	Pts
Profit	24	3-6	3-4	0-0	1-3	4	3	0	4	0	0	9
Morris	31	6-7	0-0	4-4	5-1	6	1	4	3	0	2	16
Ekezie	23	7-12	0-0	8-10	2-2	4	3	1	1	4	1	22
Stokes	33	1-2	1-1	2-2	2-3	5	3	9	5	0	1	5
Francis	33	6-11	0-2	9-10	2-3	5	3	5	3	1	2	21
Dixon	13	4-6	0-3	2-2	0-2	2	2	2	2	0	2	10
Miller	16	1-4	1-2	0-0	0-5	1	4	1	4	0	0	3
Fields	1	1-1	0-0	0-0	0-0	0	0	0	0	0	0	2
Mardeschich	10	5-6	0-0	0-0	1-0	2	0	1	1	1	1	10
Baxter	15	4-6	1-1	0-0	1-1	2	3	0	1	1	0	9
Watkins	1	0-0	0-0	0-0	0-0	0	0	0	0	0	0	0
Team					1-0	1			1			
Total	200	38-61	6-11	25-28	15-20	35	21	25	21	7	11	107

FC% - Florida State, 47% Maryland, 62% 3FG% - Florida State, 42% Maryland, 54% FT% - Florida State, 82% Maryland, 89% Technical Fouls None Officials: Duke Edsall, Kari Hess, Andre Patillo Attendance: 14,500 Florida State (11-8, 5-3 ACC) 40 47 - 87 Maryland (19-2, 7-1 ACC) 50 57 - 107

Game 22 — Wake Forest 85, Maryland 72

WINSTON-SALEM, NC — Wake Forest snapped a five-game losing skid with an 85-72 victory over No. 4 Maryland at Lawrence Joel Veterans Memorial Coliseum. The Demon Deacons scored the first 10 points against Maryland, built their lead to 22 in the second half and ended the Terrapins' six-game winning streak, all in league play. Sophomore guard Robert O'Kelley scored a career-high 32 points — one better than his previous best — to lead Wake Forest to its first victory in nearly a month. Broderick Hicks added 10 points for the Demon Deacons. Freshman Juan Dixon had a career-high 18 points for Maryland while sophomore Terence Morris and junior Steve Francis had 15 points apiece. Senior Laron Profit had 12 of his 14 in the second half.

WAKE FOREST 85, NO. 4 MARYLAND 72

Lawrence Joel Veterans Memorial Coliseum — Jan. 31, 1999

Maryland	Min	FG	3FG	FT	O-D	Reb	F	A	T	B	S	Pts
Profit	25	4-8	2-3	4-5	2-2	4	3	2	1	0	1	14
Morris	33	6-16	3-7	0-0	4-7	11	4	0	5	2	0	15
Ekezie	25	0-5	0-0	1-4	2-3	5	5	0	3	2	0	1
Stokes	26	0-4	0-4	0-0	0-2	2	2	5	4	0	0	0
Francis	30	4-13	0-4	7-7	0-4	4	4	5	3	0	0	15
Dixon	21	6-11	4-7	7-2	2-3	5	3	2	0	0	0	18
Mardeschich	9	1-1	0-0	0-0	1-2	3	2	0	1	0	1	2
Miller	18	1-3	1-3	3-0	0-0	0	1	1	0	0	0	3
Baxter	15	2-6	0-0	0-0	2-1	3	2	0	1	0	0	4
Team					2-0							
Totals	200	24-67	10-28	14-21	15-24	39	26	15	18	4	4	72

Wake	Min	FG	3FG	FT	O-D	Reb	F	A	T	B	S	Pts
Dawson	24	3-8	0-3	1-1	1-1	2	1	1	2	0	1	7
Songalia	23	2-4	0-0	3-4	3-6	9	4	2	3	1	2	7
Vidaurreta	29	3-7	0-0	2-2	3-5	8	5	0	0	0	3	8
O'Kelley	38	8-21	2-8	14-17	1-2	3	0	0	3	0	0	32
Murray	23	3-4	0-0	3-5	2-3	4	3	3	3	0	2	9
Snoemaker	26	2-3	0-0	1-1	0-5	7	4	2	2	0	1	5

Amonett	16	1-3	1-1	3-4	0-2	2	1	0	1	0	0	6
Hicks	19	3-7	0-2	4-4	0-5	5	4	1	0	0	2	10
Scott	2	0-0	0-0	1-2	0-1	1	0	0	0	1	0	1
Team					0-1	1			1			
Totals	200	25-57	3-14	32-40	11-31	42	22	8	15	2	11	85

FC% - Maryland, 35% Wake Forest, 43% 3FG% - Maryland, 35% Wake Forest, 21% FT% - Maryland, 67% Wake Forest, 80% Technical Fouls Maryland, Ekezie, 2nd 12:39 Officials: Mike Wood, Ted Valentine, Curtis Shaw Attendance: 13,679 Maryland (19-3, 7-2 ACC) 21 51 - 72 Wake Forest (12-9, 3-6 ACC) 28 57 - 85

Game 23 — Duke 95, Maryland 77

DURHAM, N.C. — The second-ranked Blue Devils defeated No. 7 Maryland 95-77 behind Shane Battier's career-high 27 points. Steve Francis and Laron Profit led the Terrapins with 18 points each. Duke led by 10 at halftime, but quickly took command of the game in the first 6:14 of the second period, going on a 22-8 run to grab a 72-48 lead. Trajan Langdon, in a mini shooting slump, broke out with consecutive 3-pointers 19 seconds apart during the Duke run.

NO. 2 DUKE 95, NO. 7 MARYLAND 77

Cameron Indoor Stadium, Durham, North Carolina — Feb. 3, 1999

Maryland	Min	FG	3FG	FT	O-D	Reb	F	A	T	B	S	Pts
Profit	35	7-16	0-3	4-5	2-4	6	4	3	1	0	0	18
Morris	25	3-9	1-3	0-0	2-5	7	4	0	5	4	0	7
Ekezie	23	4-6	0-0	4-6	1-1	2	4	1	4	0	1	12
Stokes	28	1-3	0-0	2-2	1-6	7	2	6	2	0	0	4
Francis	30	6-15	3-6	3-4	2-5	7	3	4	3	0	3	18
Mardeschich	15	0-6	0-0	1-2	0-1	1	2	1	2	0	0	1
Dixon	15	2-7	0-4	0-0	0-0	0	2	0	1	0	0	4
Miller	12	0-1	0-1	1-2	0-0	0	2	2	0	0	1	1
Baxter	19	5-5	0-0	2-3	3-2	5	2	1	0	0	1	12
Team					4-8							
Totals	200	28-68	4-17	17-24	15-28	43	25	18	19	4	6	77

Duke	Min	FG	3FG	FT	O-D	Reb	F	A	T	B	S	Pts
Carravell	28	5-10	1-3	3-4	2-5	7	3	3	2	0	0	14
Battier	31	10-13	4-4	3-5	4-3	7	3	3	2	2	3	27
Brand	35	5-11	0-0	4-8	4-8	12	2	1	1	3	1	14
Avery	37	4-11	2-4	4-5	1-4	5	1	8	0	0	2	14
Langdon	26	3-11	2-8	5-7	1-1	2	4	1	1	0	0	13
Burgess	9	0-1	0-0	0-0	1-2	3	2	0	2	1	0	0
Maggette	12	1-9	0-4	0-0	1-1	2	3	2	3	0	2	2
James	22	5-11	0-3	1-2	4-1	5	2	2	1	0	1	11
Team					1-0	1			1			
Totals	200	33-77	9-26	20-31	19-25	44	20	20	13	6	9	95

FC% - Maryland, 41% Duke, 42% 3FG% - Maryland, 23% Duke, 34% FT% - Maryland, 70% Duke, 64% Technical Fouls Maryland, Francis, 2nd 7:54 Officials: Tim Higgins, John Clougherty, Rick Hartzell Attendance: 9,314 Maryland (19-4, 7-3 ACC) 40 57 - 77 Duke (22-1, 10-0 ACC) 50 45 - 95

Game 24 — Maryland 88, Virginia 72

COLLEGE PARK, Md — A surprise lineup change and sharp outside shooting enabled No. 7 Maryland to defeat Virginia, 88-72. Maryland made seven 3-pointers in taking a 44-32 halftime lead. That opened up the inside for freshman Lonny Baxter, making his first college start. Baxter scored nine points over the first five minutes of the second half to keep the Terrapins comfortably ahead. He also provided Maryland with an emotional boost with his fervor under both baskets. Baxter, told of the switch shortly before the game, finished with 14 points. He made six of 10 shots and had five rebounds and two steals in a career-high 26 minutes. Chris Williams scored 24 points and Donald Hand had 16 for the Cavaliers, whose three-game winning streak ended. Virginia has lost six straight at Maryland and nine of 12 against the Terrapins overall, including a 71-66 decision last month. Maryland's Terence Morris finished with 16 points after scoring only five before halftime. Steve Francis had 10 points and 13 assists and Juan Dixon scored 11 points, all in the first half on 3-for-5 shooting from beyond the arc.

NO. 7 MARYLAND 88, VIRGINIA 72

First National Bank of Maryland Court at Cole Field House — Feb. 6, 1999

Virginia	Min	FG	3FG	FT	O-D	Reb	F	A	T	B	S	Pts
Dersch	35	4-12	3-7	0-0	1-3	4	4	3	4	0	0	11
Hall	30	2-5	0-1	5-9	3-1	4	4	2	3	0	1	9
Williams	39	9-15	3-6	3-5	5-3	8	4	1	6	2	2	24
Watson	37	3-6	1-2	0-0	2-5	7	3	6	5	0	2	7
Hand	30	5-8	4-4	2-3	0-5	5	5	7	8	0	3	16
Lemcke	3	0-0	0-0	0-0	0-0	0	0	0	0	0	0	0
Dowling	1	0-0	0-0	0-0	0-0	0	0	0	0	0	0	0
Hunter	21	1-5	0-0	3-4	1-4	5	0	0	1	1	0	5
Harbour	4	0-0	0-0	0-0	0-0	0	1	0	0	0	0	0
Team					2-2	4						
Totals	200	24-51	11-20	13-21	14-23	37	21	19	27	3	8	72

Maryland	Min	FG	3FG	FT	O-D	Reb	F	A	T	B	S	Pts
Profit	26	5-10	0-0	3-4	2-2	4	3	1	2	0	2	13
Morris	29											



1 9 9 8 - 9 9

S E A S O N

R E V I E W

NO. 7 MARYLAND 81, NO. 10 NORTH CAROLINA 74

First National Bank of Maryland Court at Cole Field House — Feb. 13, 1999

N. Carolina	Min	FG	3FG	FT	D-D	Reb	F	A	T	B	S	Pts
Dkulaja	36	3-10	2-6	7-11	2-4	6	1	1	2	0	1	15
Lang	29	3-6	0-0	2-3	2-3	5	1	1	6	0	1	8
Haywood	28	5-7	0-0	3-6	1-5	6	3	3	3	0	1	13
Cota	34	2-5	1-1	0-0	2-1	3	0	4	4	0	0	5
Owens	16	2-7	0-3	0-0	1-0	1	3	1	5	0	0	4
Evtimov	15	4-7	0-0	0-0	4-4	8	1	0	2	0	2	8
Williams	1	0-1	0-1	0-0	0-0	0	0	0	0	0	0	0
Newby	1	0-1	0-0	0-0	0-0	0	0	0	0	0	0	0
Curry	15	0-5	0-2	0-0	1-0	1	1	3	1	0	2	0
Capel	17	1-3	1-3	6-7	0-2	2	3	1	2	0	0	9
Frederick	1	0-0	0-0	0-0	0-0	0	0	0	0	0	0	0
Berstickler	7	1-2	0-0	0-0	0-3	3	2	0	0	0	0	2
Team					1-0	1						
Totals	200	21-52	4-16	18-27	14-22	36	15	14	25	0	7	64

Maryland	Min	FG	3FG	FT	D-D	Reb	F	A	T	B	S	Pts
Profit	31	6-13	2-5	1-3	0-4	4	4	3	4	3	4	15
Morris	32	5-13	2-5	2-2	4-5	9	3	2	2	5	1	14
Baxter	26	4-6	0-0	2-2	3-1	4	4	3	3	4	3	10
Stokes	35	0-4	0-2	0-0	0-3	3	0	9	1	1	0	0
Francis	33	8-12	4-6	2-2	2-1	3	2	3	4	0	5	22
Dixon	12	3-4	1-1	0-1	0-1	1	1	1	1	0	0	7
Miller	11	2-3	0-1	0-0	0-3	3	2	2	2	1	0	4
Mardesch	22	4-9	0-0	1-2	3-3	6	2	0	1	0	0	9
Team					0-1	1						
Totals	200	32-64	9-20	8-12	12-22	34	18	23	18	14	10	81

FG% - North Carolina, .404 Maryland, .500 3FG% - North Carolina, .250 Maryland, .450 FT% - North Carolina, .667 Maryland, .667 Technical Fouls Maryland, bench, 1st North Carolina, 1st Berstickler Officials Rick Hartzell, Michael Harts, Andre Patillo Attendance 14,500 North Carolina (19-7 7-5 ACC) 32 32 - 64 Maryland (22-4, 10-3 ACC) 37 44 - 81

Game 27 - Maryland 91, Georgia Tech 60

ATLANTA, Ga. — Steve Francis scored 22 points and sparked the No. 5 Terrapins on defense with five steals in a 91-60 victory Maryland, which blew out the Yellow Jackets with a 26-4 run to close the first half, clinched second place in the Atlantic Coast Conference with a week left in the regular season. Laron Profit added 17 points for the Terrapins, who created numerous fast-break chances with a stifling defense that had 11 steals in the first half and 18 for the game. The Terrapins (23-4, 11-3 ACC) eclipsed the school record for steals in a season with 342, breaking the mark of 329 set in 1995-96 Georgia Tech (14-13, 5-9), which lost for the sixth time in seven games, led 27-24 on Alvin Jones' hook shot with 5:21 left in the first half Maryland scored the next 11 points, beating Tech down the court for three straight easy baskets before Francis hit a 3-pointer.

NO. 5 MARYLAND 91, GEORGIA TECH 60

Alexander Memorial Coliseum at McDonald's Center — Feb. 21, 1999

Maryland	Min	FG	3FG	FT	D-D	Reb	F	A	T	B	S	Pts
Profit	25	5-10	1-3	6-8	1-4	5	3	1	1	0	4	17
Morris	29	6-12	1-3	0-0	3-3	6	1	3	1	2	2	13
Baxter	19	3-6	0-0	1-2	1-5	6	3	0	0	1	2	7
Stokes	26	1-4	0-1	0-0	0-2	2	3	5	0	2	2	2
Francis	29	10-12	2-4	0-1	1-4	5	2	4	4	0	5	22
Mardesch	14	1-5	0-0	0-2	0-3	3	1	0	2	0	0	2
Dixon	17	4-8	1-1	3-3	1-4	5	0	4	0	0	1	12
Watkins	14	2-3	0-0	2-2	1-1	2	2	0	1	0	0	6
Miller	15	2-2	0-0	0-2	1-2	3	1	3	2	0	2	4
Cephas	5	0-2	0-0	0-0	0-0	0	0	2	0	0	0	0
Fields	4	2-2	0-0	0-0	0-1	1	3	0	0	0	0	4
Hahn	3	1-1	0-0	0-0	0-0	0	0	1	0	0	0	2
Team					1-0	1						
Totals	200	37-67	5-12	12-20	10-29	39	19	23	16	3	18	91

Ga. Tech	Min	FG	3FG	FT	D-D	Reb	F	A	T	B	S	Pts
Babul	25	1-7	0-0	2-2	3-5	8	4	1	1	0	2	4
Coller	35	6-14	2-5	1-2	1-3	4	3	0	9	3	3	15
Jones	35	6-14	0-0	6-6	4-10	14	0	4	1	2	0	18
Akins	38	2-12	1-9	0-0	1-0	1	1	4	4	0	2	5
Floyd	27	2-6	1-4	0-0	1-1	2	3	1	5	0	0	5
Vines	27	4-6	1-3	0-1	1-2	3	4	2	1	0	1	9
LaBarrie	9	0-3	0-2	2-4	0-1	1	1	1	3	0	0	2
Kelly	2	0-2	0-0	0-0	0-0	0	0	0	0	0	0	0
Perry	1	0-0	0-0	0-0	0-0	0	0	0	0	0	0	0
Kincaid	1	1-1	0-0	0-0	1-0	1	0	0	0	0	0	2
Team					3-1	4						
Totals	200	22-65	5-23	11-15	15-23	38	16	13	24	5	10	60

FG% - Maryland, .552 Georgia Tech, .338 3FG% - Maryland, .417 Georgia Tech, .217 FT% - Maryland, .600 Georgia Tech, .733 Technical Fouls None Officials Jim Burr, John Clougherty, Duke Edsall Maryland (23-4, 11-3 ACC) 50 41 - 91 Georgia Tech (14-13, 5-9 ACC) 31 29 - 60

Game 28 - Maryland 77, Clemson 60

COLLEGE PARK, Md. — Junior guard Steve Francis scored a career-high 32 points as No. 5 Maryland set a school record for regular-season victories with a 77-60 win over Clemson. Francis was 11-of-15 from the field and 6-of-6 from the free-throw line. He also had five dunks, eight rebounds and six steals for Maryland (24-4, 12-3 ACC), which also tied the school record for ACC victories in a season. Francis, who has scored at least 20 points three straight games, topped his previous high of 25 against Kentucky. It was the most points by a Terrapin since Keith Booth had 33 against Georgia Tech in 1996. Maryland's seniors have a four-year record of 83-39 and are heading toward their fourth NCAA tournament. Laron Profit added 17 points for the Terrapins, who can set a school record for ACC victories with a win over Florida State on Saturday. Tom Wideman scored 14 points for Clemson, which has lost 12 of its last 16 games. Harold Jamison had 11 points and 12 rebounds for the Tigers, who fell to 0-8 on the road in the ACC. Terrell McIntyre, who came in averaging 18.5 points in eight career games against Maryland, was held to 11 points on 4-of-13 shooting.

NO. 5 MARYLAND 77, CLEMSON 60

First National Bank of Maryland Court at Cole Field House — Feb. 24, 1999

Clemson	Min	FG	3FG	FT	D-D	Reb	F	A	T	B	S	Pts
Jurkunas	35	3-7	2-4	4-7	1-5	6	0	1	2	0	0	12
Jamison	32	3-6	0-0	0-10	5-17	12	3	1	2	0	0	11
Christie	25	1-5	1-4	5-0	1-1	2	1	1	3	2	1	3
Wideman	32	5-11	0-0	0-4	1-5	6	4	1	5	3	0	14
McIntyre	39	4-13	2-5	4-4	0-6	6	1	3	5	0	3	12
Solomon	21	2-7	1-3	2-0	0-1	1	4	0	2	0	1	5
Douglas	1	0-1	0-0	0-0	0-0	0	0	0	0	0	0	0
Braddick	5	0-0	0-0	0-0	1-1	2	0	2	2	0	0	0
Gilmore	1	0-0	0-0	0-0	0-0	0	0	0	0	0	0	0
Allenspach	9	1-3	0-0	1-3	1-1	2	1	2	1	0	0	3
Team					1-1	2						
Total	200	19-53	6-16	16-28	11-28	39	15	60	21	5	5	60

Maryland	Min	FG	3FG	FT	D-D	Reb	F	A	T	B	S	Pts
Profit	30	6-15	0-2	5-8	1-3	4	2	2	4	1	2	17
Morris	29	5-9	2-5	4-6	1-5	6	3	3	1	3	0	12
Watkins	8	1-3	0-1	0-0	0-5	5	3	0	0	0	0	2
Stokes	30	2-5	1-2	0-0	0-0	0	9	4	1	2	5	0
Fields	4	0-5	0-1	0-0	2-2	4	2	0	0	0	0	0
Dixon	11	0-4	0-2	0-0	1-1	2	0	1	3	0	0	0
Miller	13	0-3	0-2	0-0	0-0	2	1	0	1	0	1	0
Cephas	1	0-0	0-0	0-0	0-0	0	0	0	0	0	0	0
Francis	32	11-15	4-5	6-6	4-4	8	1	2	3	1	6	32
Mardesch	18	1-4	0-0	0-0	1-1	2	1	1	1	1	1	2
Baxter	24	3-4	1-1	0-0	2-3	5	4	2	1	1	1	7
Team					1-3	4						
Total	200	27-67	8-21	15-20	13-27	40	21	21	17	9	13	77

FG% - Clemson, .358 Maryland, .403 3FG% - Clemson, .375 Maryland, .381 FT% - Clemson, .571 Maryland, .750 Technical Fouls Clemson, McIntyre, 1st Clemson, Solomon, 1st Maryland, Bench, 1st Officials Frank Scagliotta, Larry Rose, Karl Hess Attendance, 14,500 Maryland (15-13, 4-11 ACC) 26 34 - 60 Maryland (24-4, 12-3 ACC) 38 39 - 77

Game 29 - Maryland 84, Florida St. 75

TALLAHASSEE, Fla. — Laron Profit scored a career-high 32 points as fifth-ranked Maryland tuned up for the Atlantic Coast Conference tournament with an 84-75 victory at Florida State. Profit hit 13 of 17 shots from the field. Terence Morris added 16 points and Steve Francis 15, including 12 in the second half for Maryland, which hit 56 percent of its field goal tries. Terrell Baker led Florida State with 22 points in his final game before Seminole fans. Damous Anderson added 19. Despite 15 first-half turnovers, Maryland (25-4, 13-3 ACC) led the surprisingly sticky Seminoles 33-30 at halftime. Florida State (12-16, 5-11) lost its last seven games and its last nine ACC games, the longest league losing streak in a dozen years.

NO. 5 MARYLAND 84, FLORIDA STATE 75

Leon County Civic Center, Tallahassee, Fla. — Feb. 27, 1999

Maryland	Min	FG	3FG	FT	D-D	Reb	F	A	T	B	S	Pts
Stokes	35	2-3	1-2	1-2	0-3	3	1	5	1	0	5	6
Francis	31	5-11	1-3	4-6	1-2	3	3	2	4	0	1	15
Baxter	26	2-5	0-0	2-6	1-2	3	4	0	4	1	4	6
Profit	32	13-17	0-1	6-9	2-5	7	4	1	5	0	4	32
Morris	34	5-9	1-3	9-12	1-6	7	3	3	1	3	2	16
Dixon	10	2-3	0-0	0-0	0-0	1	1	1	0	2	4	4
Miller	10	1-1	0-0	1-2	1-3	1	1	1	0	0	3	3



1 9 9 8 - 9 9 S E A S O N R E V I E W

Game 31 — No. Carolina 86, Maryland 79

CHARLOTTE, N.C. — Max Owens powered several key runs and 15th-ranked North Carolina earned a shot at a third straight ACC championship with an 86-79 victory over No. 5 Maryland. Third-seeded North Carolina (24-8) shot 53 percent, including a 9-of-16 performance from 3-point range, and held off a late rally by second-seeded Maryland. The Terrapins (26-5) cut a 23-point deficit to four. Maryland used an 18-6 run in the last eight minutes to help trim North Carolina's lead to 78-74 with 47 seconds remaining. But Owens helped the Tar Heels seal it by making all six of his free throws the rest of the way. Owens, a sophomore guard, finished with a career-high 23 points. Ademola Okulaja added 19, Jason Capel 13 and Brendan Haywood 10. Steve Francis scored 31 to lead Maryland. The Terrapins also got 12 points apiece from Laron Profit and Terence Morris and 11 from Danny Miller.

NO. 15 NORTH CAROLINA 86, NO. 5 MARYLAND 79

Charlotte Coliseum, Charlotte, N.C. — March 6, 1999

N Carolina	Min	FG	3FG	FT	O-D	Reb	F	A	T	B	S	Pts
Okulaja	38	5-9	0-3	4-4	2-4	6	0	4	2	1	3	19
Lang	30	4-9	2-8	0-0	1-7	8	2	0	0	0	0	19
Haywood	27	4-5	0-0	4-4	3-7	10	5	2	6	1	1	10
Owens	25	5-9	4-7	7-11	1-3	4	3	0	4	0	0	23
Cota	39	1-6	1-3	0-0	0-2	2	3	9	4	0	0	3
Capel	15	5-6	0-0	0-0	0-0	0	0	0	0	1	0	13
Evtimov	8	1-4	1-2	2-2	1-3	4	1	0	0	0	0	1
Berstick	13	3-5	0-1	0-0	0-2	2	2	0	2	0	0	6
Curry	5	0-0	0-0	0-0	0-0	0	0	1	2	0	0	0
Team					0-1	1						
Totals	200	28-53	8-24	17-21	8-29	37	16	16	21	3	9	86

Maryland	Min	FG	3FG	FT	O-D	Reb	F	A	T	B	S	Pts
Profit	34	4-10	0-3	4-4	0-6	6	3	1	6	0	2	12
Morris	31	5-15	2-8	0-0	2-6	8	2	2	1	0	1	12
Baxter	34	1-5	0-0	4-4	2-3	5	3	1	2	0	0	6
Francis	35	10-22	4-7	7-11	4-0	4	5	4	2	0	2	31
Stokes	29	1-4	1-3	0-0	0-0	0	4	5	1	1	4	3
Mardeschich	16	1-5	0-0	0-0	4-2	6	1	0	0	1	0	2
Miller	18	4-7	1-2	2-2	2-2	4	3	2	1	0	3	11
Dixon	13	1-4	0-1	0-0	2-1	3	0	1	1	0	2	2
Fields	1	0-0	0-0	0-0	0-0	0	0	0	0	0	0	0
Team					1-1	1						
Totals	200	27-70	8-24	17-21	17-20	37	22	16	25	2	14	79

FG% - North Carolina, 52.8; Maryland, 38.6. 3FG% - North Carolina, 56.3; Maryland, 33.3. FT% - North Carolina, 72.4; Maryland, 81.0. Technical Fouls: Maryland, Williams. 1st Officials: Frank Scagliotta, Rick Hartzell, Mike Wood. Attendance: 23,895. North Carolina (24-8): 40 46 - 86. Maryland (26-5): 34 45 - 79.

**1999 NCAA First Round
Orlando, Fla.
Orlando Arena**

Game 32 — Maryland 82, Valparaiso 60

ORLANDO, Fla. — Playing with the business-like attitude of a Final Four contender, Maryland wore down Valparaiso in the NCAA South Regional to advance with an 82-60 victory. Laron Profit and Terence Morris each scored 18 points and Steve Francis had 15 points and seven assists for the second-seeded Terrapins (27-5), who looked like a team with everything it takes to win it all. Maryland, playing in a school-record sixth straight NCAA Tournament under coach Gary Williams, tied its mark for victories in a season set 27 years ago. Valpo, the only team in the nation that's won both its conference regular-season and tournament titles each of the past five years, finished 23-9. Zoran Viskovic led the Mid-Continent Conference champions with 14 points and nine rebounds. Greg Tonagel and Jason Jenkins scored 10 apiece for the Crusaders. The victory was the eighth in nine games for Maryland (27-5). Morris scored 13 of his 18 points in the first half. He also finished with 10 rebounds. Francis made six of eight shots and dazzled fans with a number of slick passes, including an alley-oop that Profit snared for a one-handed dunk late in the first half.

NO. 5 MARYLAND 82, VALPARAISO 60

Orlando Arena, Orlando, Fla. — March 11, 1999

Valpo	Min	FG	3FG	FT	O-D	Reb	F	A	T	B	S	Pts
Vujic	22	3-5	0-0	2-3	1-3	4	3	3	2	0	0	8
Barton	21	2-6	0-3	2-2	0-1	1	5	0	3	0	1	6
Viskovic	32	6-12	0-0	2-3	3-6	9	4	2	3	0	1	14
Stovall	35	3-10	2-5	0-1	1-0	1	2	3	5	0	1	8
Tonagel	1	3-9	2-7	2-2	2-3	5	1	3	1	0	1	10
Sparks	11	0-0	0-0	0-0	0-0	0	0	0	0	0	0	0
Pundo	1	1-4	1-1	0-0	3-2	5	0	0	1	0	1	3
Graham	20	0-1	0-0	0-1	0-1	1	0	0	0	0	0	0
Price	4	0-4	0-0	0-0	0-0	0	4	1	2	1	0	0
Thomason	3	0-0	0-0	1-2	1-0	1	1	0	0	0	0	1
Jenkins	21	3-8	2-6	2-2	1-3	4	1	0	1	0	1	10
Sevson	1	0-0	0-0	0-0	0-0	0	0	0	0	0	0	0
Perry	1	0-0	0-0	0-0	0-0	0	0	0	0	0	0	0
Team					3-2	5			2			
Totals	200	21-59	7-24	11-16	15-21	36	21	12	19	1	6	21

Maryland	Min	FG	3FG	FT	O-D	Reb	F	A	T	B	S	Pts
Profit	27	8-10	0-0	2-3	1-5	6	2	1	4	0	3	18
Morris	35	8-15	0-1	2-4	5-5	10	2	3	0	0	0	18
Baxter	15	1-3	0-0	4-6	0-3	3	3	1	2	0	0	6
Stokes	27	1-2	1-1	0-2	1-1	2	0	5	1	0	3	3
Francis	34	6-8	2-4	1-1	3-5	6	5	7	3	0	1	15
Dixon	8	2-6	1-2	1-2	1-2	3	3	0	1	0	0	6
Miller	20	3-6	0-0	1-2	0-2	2	0	0	0	2	2	7
Hahn	2	0-0	0-0	0-0	1-0	1	0	0	0	0	0	0
Cephas	1	0-2	0-2	0-0	0-0	0	1	0	0	0	0	0
Fields	2	0-1	0-1	0-0	1-1	1	0	1	0	0	0	0
Mardeschich	22	2-7	0-0	2-4	1-3	4	2	1	1	2	0	6
Watkins	8	1-1	0-0	1-2	0-1	1	2	0	0	0	0	3
Team					0-1	1						
Totals	200	32-61	4-11	14-26	13-27	40	18	19	14	2	9	82

FG% - Valparaiso, 35.6; Maryland, 52.5. 3FG% - Valparaiso, 36.4; Maryland, 36.4. FT% - Valparaiso, 68.8; Maryland, 53.9. Technical Fouls: None. Officials: Ed Hightower, Frank Connolly, Michael Saia. Attendance: 9,221. Valparaiso (23-9): 36 24 - 60. Maryland (27-5): 46 36 - 82.

**1999 NCAA Second Round
Orlando, Fla.
Orlando Arena**

Game 33 — Maryland 75, Creighton 63

ORLANDO, Fla. — Frenetic on offense, relentless on defense, Maryland reached the round of 16 for the fourth time in six years, beating Creighton 75-63 in the South Regional. With head coach Gary Williams shouting "Go! Go! Go!" at his players the whole game, they responded. The second-seeded Terrapins built a big lead and were never threatened. Francis, the high-flying guard, had 18 points and 13 rebounds while Morris scored 20 as the Terrapins set a school record for victories. Maryland advanced on to play third-seeded St. John's in the South semifinals. Rodney Buford had 13 points in becoming the leading scorer in Creighton history, and Ben Walker had 15. The 10th-seeded Bluejays managed to cut a 21-point deficit in the second half to 10 with five minutes left, but then missed three shots and never got closer. Buford, hampered by foul trouble, hit a 3-pointer at the halftime buzzer. The senior swingman finished his career with 2,116 points for the most in school history. Lonny Baxter added 16 points for Maryland while Donnie Johnson scored 13 for Creighton.

NO. 5 MARYLAND 75, CREIGHTON 63

Orlando Arena, Orlando, Fla. — March 13, 1999

Creighton	Min	FG	3FG	FT	O-D	Reb	F	A	T	B	S	Pts
Buford	33	5-17	1-6	2-2	2-4	6	4	2	0	1	1	13
Johnson	19	4-6	0-0	5-10	3-2	5	3	0	2	1	0	13
Swenson	25	2-5	0-1	1-2	2-3	5	5	1	3	3	1	5
Walker	25	6-7	3-4	0-0	0-4	4	5	1	4	0	0	15
Sears	37	1-9	1-8	0-0	1-1	2	2	7	2	0	5	3
Brandon	27	1-8	1-6	6-6	0-2	2	2	4	3	0	6	9
Kolder	1	0-0	0-0	0-0	0-0	0	0	0	0	0	0	0
Bates	1	0-0	0-0	0-0	0-0	0	0	0	0	0	0	0
Klein	1	0-0	0-0	0-0	0-0	0	0	0	0	0	0	0
Huss	1	0-0	0-0	0-0	0-0	0	0	0	0	0	0	0
Jaynes	6	0-0	0-0	0-0	2-1	3	2	0	1	0	0	0
Karlikanovas	25	2-9	1-7	0-0	0-1	1	0	0	4	0	1	5
Team					1-3	4						
Totals	200	21-61	7-32	14-20	11-21	32	23	15	19	5	14	63

NO. 8 ST. JOHN'S 76, NO. 5 MARYLAND 62

Thompson-Boling Arena, Knoxville, Tenn. — March 18, 1999

St. John's	Min	FG	3FG	FT	O-D	Reb	F	A	T	B	S	Pts
Artst	39	2-5	1-2	3-5	0-7	7	1	4	1	6	3	8
Postell	36	2-11	0-2	4-5	2-4	6	2	1	2	0	1	8
Grant	36	4-9	0-0	1-4	4-1	5	4	0	3	2	3	9
Thornton	34	7-13	0-3	3-4	4-2	6	4	1	1	0	0	17
Barkley	37	5-11	3-5	11-14	1-2	3	4	9	6	0	2	24
Gray	3	0-0	0-0	2-2	0-1	1	0	1	0	0	0	2
Charles	1	0-0	0-0	2-2	0-0	0	0	0	0	0	0	2
Emanuel	3	1-1	0-0	0-0	0-0	0	0	0	0	0	0	1
Jessie	11	1-3	0-0	2-2	1-1	2	1	0	1	0	0	4
Team					2-5	7						
Totals	200	22-53	4-12	28-38	11-27	38	16	16	15	8	10	76

FG% - Creighton, 34.4; Maryland, 41.1. 3FG% - Creighton, 21.9; Maryland, 30.8. FT% - Creighton, 70.0; Maryland, 78.1. Technical Fouls: None. Officials: Bob Donato, Ed Hightower, Tom Eades. Attendance: 14,959. Creighton (22-9): 32 32 - 63. Maryland (28-5): 45 30 - 75.

**1999 NCAA Reg. Semifinal
Knoxville, Tenn.
Thompson-Boling Arena**

Game 34 — St. John's 76, Maryland 62

KNOXVILLE, Tenn. — St. John's scored 20 straight points over the final 7:11 of the first half and went on to beat Maryland 76-62 to reach the final of the NCAA South Regional. St. John's (28-8) never trailed after going inside to Bootsy Thornton late in the first half. The Red Storm had suffered through an early 4-of-18 shooting slump before consecutive baskets by Thornton started what became the game-deciding run. Maryland (28-6) finally came alive midway through the second half, but it wasn't enough to avoid having its season end in the round of 16 for the fourth time in six years. When the Terrapins finally got the deficit under 10 points twice in the second half, Erick Barkley - who led St. John's with 24 points - responded. Maryland's 19-2 run ended on a driving layup by Steve Francis with 6:33 left that made it 58-49. Francis, with 13 points, was the only player in double figures for Maryland, which shot only 35 percent from the field and finished well below its season scoring average of 85.2.

NO. 8 ST. JOHN'S 76, NO. 5 MARYLAND 62

Thompson-Boling Arena, Knoxville, Tenn. — March 18, 1999

St. John's	Min	FG	3FG	FT	O-D	Reb	F	A	T	B	S	Pts
Artst	39	2-5	1-2</									



1 9 9 8 - 9 9 S E A S O N R E V I E W

1998-99 ACC Review

1 9 9 8 - 9 9 S T A N D I N G S

Team	Conference Games			All Games		
	W	L	PCT.	W	L	PCT.
Duke	16	0	1.000	27	2	.949
Maryland	13	3	.813	28	6	.824
North Carolina	10	6	.625	24	10	.706
Wake Forest	7	9	.438	17	14	.548
NC State	6	10	.375	19	14	.575
Georgia Tech	6	10	.375	15	16	.484
Clemson	5	11	.313	20	15	.571
Florida State	5	11	.313	13	17	.433
Virginia	4	12	.250	14	16	.467

ACC TOURNAMENT

Charlotte Coliseum • March 4-7

First Round (March 4):

Duke 104, Virginia 67
Florida State 87, Clemson 85 (OT)

Quarterfinals (March 5):

Maryland 93, Florida State 69
North Carolina 78, Georgia Tech 49
NC State 66, Wake Forest 52

Semifinals (March 6):

North Carolina 86, Maryland 79
Duke 83, NC State 69

Championship (March 7):


Duke 96, North Carolina 73

ACC All-Tournament First Team

Elton Brand, Duke (MVP)
William Avery, Duke
Steve Francis, Maryland
Ademola Okulaja, North Carolina
Max Owens, North Carolina

ACC All-Tournament Second Team

Shane Battier, Duke
Ed Cota, North Carolina
Anthony Grundy, NC State
Kris Lang, North Carolina
Corey Maggette, Duke



Steve Francis was a first-team all-tournament performer.

S C O R I N G

Rank	Player, School	G	FG	3P	FTM	PTS	AVG.
1.	Terrell McIntyre, Clemson	29	255	99	130	627	17.9
2.	Elton Brand, Duke	39	255	0	181	691	17.7
3.	Robert O'Kelley, Wake Forest	31	172	85	115	544	17.5
4.	Trajan Langdon, Duke	36	191	112	128	622	17.3
5.	Jason Collier, Georgia Tech	25	153	32	92	430	17.2
6.	Donald Hand, Virginia	30	151	50	162	514	17.1
7.	Steve Francis, Maryland	34	205	45	124	579	17.0
8.	Chris Williams, Virginia	30	188	36	93	505	16.8
9.	Ron Hale, Florida State	30	167	39	108	481	16.0
10.	Terence Morris, Maryland	34	196	27	104	523	15.4
11.	William Avery, Duke	39	201	76	102	580	14.9
T12.	Laron Profit, Maryland	34	185	24	100	494	14.5
	Terrell Baker, Florida State	30	151	43	90	435	14.5
14.	Ademola Okulaja, North Carolina	34	155	59	105	474	13.9
15.	Jason Floyd, Georgia Tech	31	150	69	48	417	13.5

1999 ACC Honors

GREENSBORO, N.C. - Maryland and Duke each placed two players on the 1999 All-ACC first team, as voted by 101 members of the Atlantic Coast Sports Writers Association. The Blue Devils, who became the first team in ACC history to finish the regular season 16-0, were represented by sophomore center Elton Brand and senior guard Trajan Langdon, who were the top two vote-getters overall.

The Terps, who won a school-record 13 ACC games this season, were represented by guard Steve Francis and forward Terence Morris. North Carolina forward Ademola Okulaja rounds out the first team. (Note: first-team votes in parentheses)

F I R S T T E A M

Player, team	1st team	Points
Elton Brand, Duke	(101)	303
Trajan Langdon, Duke	(96)	297
Steve Francis, Maryland	(64)	264
Terence Morris, Maryland	(62)	240
Ademola Okulaja, North Carolina	(51)	226

S E C O N D T E A M

Player, team	1st team	Points
William Avery, Duke	(47)	221
Terrell McIntyre, Clemson	(23)	194
Ed Cota, North Carolina	(12)	171
Jason Collier, Georgia Tech	(13)	152
Robert O'Kelley, Wake Forest	(8)	139

T H I R D T E A M

Player, team	1st team	Points
Shane Battier, Duke	(3)	122
Chris Carrawell, Duke	(8)	122
Ron Hale, Florida State	(7)	104
Laron Profit, Maryland	(3)	97
Chris Williams, Virginia	(3)	88

H O N O R A B L E M E N T I O N

(Players with 15 points or more)

Donald Hand, Virginia (85); Alvin Jones, Georgia Tech (78); Terrell Stokes, Maryland (26); Harold Jamison, Clemson (22); Brendan Haywood, North Carolina (20); Justin Gainey, N.C. State (15).



FIELD GOAL PERCENTAGE

Player, School	G	FG ATT.	PCT
1. Elton Brand, Duke	39	255	411 .620
2. Damous Anderson, Florida St	23	115	190 .605
3. Terence Morris, Maryland	34	196	354 .554
4. Steve Francis, Maryland	34	205	392 .523
5. Chris Williams, Virginia	30	188	367 .512
6. Laron Profit, Maryland	34	185	368 .503
7. William Avery, Duke	39	201	416 .483
8. Ron Hale, Florida State	30	167	351 .476
9. Trajan Langdon, Duke	36	191	413 .462
10. Jason Collier, Georgia Tech	25	153	347 .441

FREE THROW PERCENTAGE

Player, School	G	FT ATT.	PCT
1. Donald Hand, Virginia	30	162	188 .862
2. Jason Capel, Duke	26	76	89 .854
3. Trajan Langdon, Duke	36	128	152 .842
4. Terence Morris, Maryland	34	104	126 .825
5. William Avery, Duke	39	102	126 .810
6. Darius Songaila, Wake Forest	31	123	153 .804
7. Ron Hale, Florida State	30	108	135 .800
8. Terrell McIntyre, Clemson	35	130	164 .793
9. Steve Francis, Maryland	34	124	157 .790
10. Ademola Okulaja, No Carolina	34	105	141 .745

3-POINT FG PERCENTAGE

Player, School	G	3FG ATT.	PCT
1. Trajan Langdon, Duke	36	112	254 .441
2. Ademola Okulaja, No. Carolina	34	59	137 .431
3. William Avery, Duke	39	76	185 .411
4. Terrell McIntyre, Clemson	35	99	246 .402
5. Adrian Crawford, Florida St	30	64	161 .398
6. Craig Dawson, Wake Forest	31	51	132 .386
7. Robert O'Kelley, Wake Forest	31	85	226 .376
8. Adam Harrington, NC State	32	71	198 .359
9. Jason Floyd, Georgia Tech	31	69	211 .327
10. Donald Hand, Virginia	30	50	159 .314

3-POINT FIELD GOALS PER GAME

Player, School	G	3GM	3GA	PG
1. Trajan Langdon, Virginia	30	112	254	3.1
2. Terrell McIntyre, Clemson	35	99	246	2.8
3. Robert O'Kelley, Wake Forest	31	85	226	2.7
T4. Jason Floyd, Georgia Tech	31	69	211	2.2
Adam Harrington, NC State	32	71	198	2.2
6. Adrian Crawford, Florida St.	30	64	161	2.1
7. William Avery, Duke	39	76	185	1.9
8. Tony Akins, Georgia Tech	31	57	198	1.8
T9. Ademola Okulaja, No Carolina	34	59	137	1.7
Donald Hand, Virginia	30	50	159	1.7

REBOUNDS

Player, School	G	REB.	AVG.
1. Harold Jamison, Clemson	35	346	9.9
2. Elton Brand, Duke	39	382	9.8
3. Alvin Jones, Georgia Tech	31	302	9.7
T4. Ademola Okulaja, North Carolina	34	284	8.4
Chris Williams, Virginia	34	284	8.4
T6. Jason Collier, Georgia Tech	25	182	7.3
Rafael Vidaurreta, Wake Forest	31	225	7.3
T8. Terence Morris, Maryland	34	242	7.1
Tom Wideman, Clemson	35	249	7.1

OFFENSIVE REBOUNDS

Player, School	G	REB.	AVG.
1. Elton Brand, Duke	37	133	3.60
2. Harold Jamison, Clemson	33	166	3.52
3. Alvin Jones, Georgia Tech	31	88	2.84
4. Chris Williams, Virginia	30	85	2.83
5. Jon Babul, Georgia Tech	27	75	2.78
6. Ademola Okulaja, North Carolina	34	90	2.65
7. Terence Morris, Maryland	34	88	2.59
8. Brendan Haywood, North Carolina	34	85	2.50

ASSISTS

Player, School	G	AST.	AVG.
1. Ed Cota, North Carolina	32	238	7.4
2. Terrell Stokes, Maryland	34	212	6.2
3. Delvon Arrington, Florida State	30	181	6.0
4. Terrell McIntyre, Clemson	35	188	5.4
5. William Avery, Duke	39	196	5.0
6. Tony Akins, Georgia Tech	31	148	4.8
7. Steve Francis, Maryland	34	152	4.5
8. Donald Hand, Virginia	30	123	4.1
9. Justin Gainey, NC State	33	126	3.8
10. Chris Carrawell, Duke	39	130	3.3

ASSIST/TURNOVER RATIO

Player, School	AST.	TO	Ratio
1. Terrell Stokes, Maryland	212	76	2.79
2. Ed Cota, North Carolina	238	118	2.02
3. William Avery, Duke	191	97	1.97
4. Terrell McIntyre, Clemson	177	106	1.67
5. Chris Carrawell, Duke	127	77	1.65
6. Justin Gainey, NC State	126	83	1.52
7. Steve Francis, Maryland	151	102	1.49
8. Delvon Arrington, Florida State	181	129	1.40

BLOCKED SHOTS

Player, School	G	BLK.	AVG.
1. Alvin Jones, Georgia Tech	31	107	3.5
2. Kris Hunter, Virginia	29	88	3.0
3. Terence Morris, Maryland	34	77	2.3
4. Elton Brand, Duke	39	86	2.2
5. Brendan Haywood, North Carolina	34	60	1.8
6. Chris Williams, Virginia	30	41	1.4
7. Jason Collier, Georgia Tech	25	34	1.4
8. Shane Battier, Duke	37	43	1.2
9. Damon Thornton, NC State	32	35	1.1
10. Ron Hale, Florida State	30	27	0.9

STEALS

Player, School	G	STL.	AVG.
1. Steve Francis, Maryland	34	95	2.8
2. Terrell Baker, Florida State	30	80	2.7
3. Delvon Arrington, Florida State	30	64	2.1
4. Laron Profit, Maryland	34	67	2.0
5. Terrell Stokes, Maryland	34	65	1.9
6. Donald Hand, Virginia	30	57	1.9
7. Shane Battier, Duke	37	65	1.8
T8. Adam Hall, Virginia	30	49	1.6
Terrell McIntyre, Clemson	35	57	1.6
Terence Morris, Maryland	34	55	1.6

MINUTES PLAYED


Player, School	G	MIN.	PG
1. Ed Cota, North Carolina	32	1,163	36.3
2. Ademola Okulaja, North Carolina	34	1,209	35.6
T3. Tony Akins, Georgia Tech	31	1,100	35.5
Terrell McIntyre, Clemson	33	1,170	35.5
5. Jason Floyd, Georgia Tech	31	1,097	35.4
6. Alvin Jones, Georgia Tech	31	1,085	35.0
7. Robert O'Kelley, Georgia Tech	31	1,086	35.0
8. Donald Hand, Virginia	30	1,048	34.9

DOUBLE / DOUBLES

Player, School	G	ACCTotal
1. Elton Brand, Duke	39	12 17
2. Harold Jamison, Clemson	35	7 13
3. Alvin Jones, Georgia Tech	31	6 11
4. Ademola Okulaja, North Carolina	34	7 10
5. Brendan Haywood, North Carolina	34	5 9
6. Terence Morris, Maryland	34	3 6
7. Jason Collier, Georgia Tech	25	5 6
8. Chris Williams, Virginia	30	2 6
9. Kenny Inge, NC State	33	2 5
10. Rafael Vidaurreta, Wake Forest	31	3 4

Terps In ACC Final Stats

Steals	1 st	12.7
Turnover Margin	1 st	+5.0
Field Goal Percentage Defense	1 st	.388
Scoring	2 nd	84.5 ppg
Scoring Margin	2 nd	+18.1 ppg
Field Goal Percentage	2 nd	.495
Blocked Shots	2 nd	5.9
3-Point Field Goal Percentage	4 th	.365
Rebound Margin	5 th	+3.9
Free Throw Percentage	5 th	.701
Scoring-Defense	5 th	66.4 ppg
3-Point Field Goals Per Game	8 th	5.4



Terrell Stokes led the ACC in assist, turnover ratio.



1 9 9 9 - 2 0 0 0 O P P O N E N T S



Terp Tidbits

• *Maryland plays in the Preseason NIT for the first time in its history. It is only the second time in Gary Williams' tenure that the Terps open the season playing in a tournament.*

• *Maryland plays host to Kentucky on Dec. 11 in Cole Field House. It is the first time the Wild-cats will play in Cole since the 1966 NCAA Championship game.*

• *Maryland plays Iowa in the Baltimore Arena as part of the ACC/Big Ten Challenge on Nov. 30. It is the eighth consecutive season that Maryland will play in the largest city in the state.*

Inside...

Preseason NIT Bracket	86
Preseason NIT Opponents	86
Clemson/Coastal Carolina	89
Duke/Fairleigh Dickinson	90
Florida State/Fordham	91
George Mason/G. Washington ...	92
Georgia Tech/Illinois	93
Iowa/Kentucky	94
UMBC/North Carolina	95
NC State/San Francisco	96
Seton Hall/Temple	97
Tulane/Virginia	98
Wake Forest/Winthrop	99
2000 NCAA Tournament	100
2000 ACC Tournament	100

1999-2000 Opponents

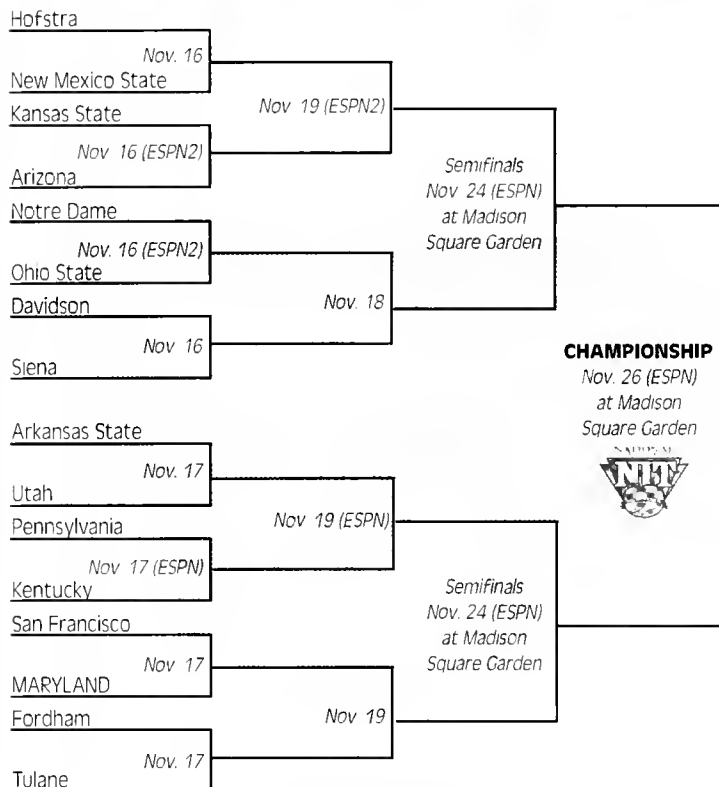


1999 - 2000

O P P O N E N T S

1999 Preseason NIT

Arkansas State



GENERAL INFORMATION

Location: State University, Ar
 Enrollment: 10,453
 Colors: Scarlet and Black
 Conference: Sun Belt
 Nickname: Indians
 Founded: 1909
 Home Arena: Convocation Center (10,563)

COACHING STAFF

Head Coach: Dickey Nutt (Oklahoma State, 1982)
 Overall Record (Years): 62-51 (5 Years)
 Record at Present School (Years): 62-51 (5 Years)
 Best Time to Reach: Early Weekday Afternoons
 Office Phone: 870 972 2077
 Assistant Coaches: Dennis Nutt (Texas Christian, 1986), Charlie Fenske (Wisconsin-Stout, 1974), Tony Madlock (Memphis, 1992)

LAST YEAR

1998-99 Overall Record: 18-12
 1998-99 Final Rankings: None
 1998-99 Postseason: NCAA Tournament, No. 15 Seed, Midwest Region, Utah def. Arkansas State, 80-58

MEDIA SERVICES

Basketball SID: Bill Bowen
 Office Phone: 870 972 2541
 Home Phone: 870 932 1269
 Office Fax: 870 972 3367
 Press Row: 870 972 3367

SERIES INFO

Last Meeting: First Meeting
 Series Record: First Meeting

1999 - 2000

- N17-26 Preseason NIT
- N17 Arkansas State at Utah
- N22 Austin Peay State
- N29 Jackson State
- D4 Texas Christian
- D6 at Jackson State
- D16 Memphis
- D18 at Southeast Missouri State
- D23 at Eastern Illinois
- D29-30 at All College Tournament (at Oklahoma City, Ok)
- D29 Arkansas State vs Valparaiso
- D30 Consolation/Championship
- J2 at Iowa State
- J6 at New Orleans*
- J8 at South Alabama*

SCHEDULE

- J13 Florida International*
 - J15 Western Kentucky*
 - J17 at Denver*
 - J20 at Southwest Louisiana State*
 - J22 at Louisiana Tech*
 - J27 New Orleans*
 - J29 South Alabama*
 - F5 at Arkansas Little-Rock*
 - F7 Denver*
 - F10 Louisiana Tech*
 - F12 Southwestern Louisiana*
 - F19 at Arkansas-Little Rock*
 - F24 at Western Kentucky*
 - F26 at Florida International*
 - M4-7 at Sun Belt Conference Tournament
- * denotes Sun Belt Conference game

Arizona

GENERAL INFORMATION

Location: Tucson, Ariz
 Enrollment: 35,306
 Colors: Cardinal and Navy
 Conference: Pac-10
 Nickname: Wildcats
 Founded: 1885
 Home Arena: McKale Center (14,489)

COACHING STAFF

Head Coach: Lute Olson (Augsburg, 1956)
 Overall Record (Years): 587-211 (26 years)
 Record at Present School (Years): 395-119 (16 years)
 Best Time to Reach: Through Sports Information
 Office Phone: 520 621 4813
 Assistant Coaches: Jim Rosborough (Associate Head Coach) (Iowa, 1966), Rodney Tenton (San Francisco, 1988), Jay John (Arizona, 1981)

LAST YEAR

1998-99 Overall Record: 22-7
 1998-99 Final Rankings: No. 10 Associated Press, No. 16 ESPN-USA Today
 1998-99 Postseason: NCAA Tournament, No. 4 Seed, Midwest Region, Oklahoma def. Arizona, 61-60

MEDIA SERVICES

Basketball SID: Brett Hansen
 Office Phone: 520 621 4163
 Home Phone: 520 323 7672
 Hansen's E-mail: bhansen@arizona.edu
 Office Fax: 520 621 2681
 Press Row: 520 621 4334

SERIES INFO

Last Meeting: March 19, 1998, Arizona 87-Maryland 79 (at Anaheim, Calif.)
 Series Record: Arizona leads, 2-0

1999 - 2000

- N17-26 Preseason NIT
- D1 Kansas State at Arizona
- D4 Brigham Young
- D4 at Texas
- D7 vs Connecticut (at Great 8, Chicago, Ill.)
- D11 Michigan State
- D13 Indiana Univ.-Purdue Univ
- D18 vs Nebraska (at Las Vegas Shootout)
- D21 New Mexico
- D28-30 Bank One Fiesta Bowl Classic
- D28 UNC Wilmington vs Arizona
- D30 Consolation/Championship
- J6 at California*
- J8 at Stanford*
- J13 Washington State*
- J15 Washington*

SCHEDULE

- J20 at UCLA*
 - J22 at USC*
 - J26 at Arizona State*
 - J29 at Louisiana State*
 - F3 Oregon*
 - FS Oregon State
 - F10 at Washington*
 - F12 at Washington State*
 - F17 USC*
 - F19 UCLA*
 - F26 Arizona State*
 - M2 at Oregon State*
 - M4 at Oregon*
 - M9 Stanford*
 - M11 California*
- * denotes Pac-10 game

Davidson

GENERAL INFORMATION

Location: Davidson, N.C.
 Enrollment: 1,600
 Colors: Red and Black
 Conference: Southern
 Nickname: Wildcats
 Founded: 1837
 Home Arena: John M. Belk Arena (5,700)

COACHING STAFF

Head Coach: Bob McKillop (Hofstra, 1972)
 Overall Record (Years): 154-131 (10 Years)
 Record at Present School (Years): 154-131 (10 Years)
 Best Time to Reach: Through Media Relations
 Office Phone: 704 892 2369
 Assistant Coaches: Matt Matherly (Davidson, 1993), Jason Zimmerman (Davidson, 1994), Mike Kelly (St. Joseph's (Maine), 1993)

LAST YEAR

1998-99 Overall Record: 16-11
 1998-99 Final Rankings: None
 1998-99 Postseason: None

MEDIA SERVICES

Basketball SID: Rick Bender
 Office Phone: 704 892 2931
 Home Phone: 704 660 3550
 Bender's E-mail: rbender@ davidson.edu
 Office Fax: 704 892 2636
 Press Row: 704 892 3324

SERIES INFO

Last Meeting: Dec. 27, 1968, Davidson 83, Maryland 69 (at Charlotte, N.C.)
 Series Record: The series is tied, 1-1

1999 - 2000

- N16-26 Preseason NIT
- D16 Davidson vs Siena
- N20 Guilford
- N22 Haverford
- D1 at UNC-Charlotte
- D8 at Elon
- D10 at Furman
- D18 Washington & Jefferson
- D21 at Duke
- D29-30 at Stanford Tournament
- D29 vs Columbia
- D30 Consolation/Championship
- J2 at California
- J8 at UNC-Greensboro*
- J10 at Furman*
- J15 at College of Charleston*

SCHEDULE

- J18 Western Carolina*
 - J20 Wofford*
 - J22 Virginia Military*
 - J25 at East Tennessee State*
 - J29 UNC-Greensboro*
 - J31 Appalachian State*
 - F2 Wake Forest
 - F5 at The Citadel*
 - F8 East Tennessee State*
 - F12 at Western Carolina*
 - F14 UT Chattanooga*
 - F19 at Appalachian State*
 - F21 at Virginia Military*
 - F26 Georgia Southern*
 - M2-5 at Southern Conf. Tourn. (Greenville, S.C.)
- * denotes Southern Conference game



1 9 9 9 - 2 0 0 0

O P P O N E N T S

Hofstra

New Mexico State

GENERAL INFORMATION

Location: Hempstead, NY
 Enrollment: 12,800
 Colors: Gold, White and Blue
 Conference: America East
 Nickname: Flying Dutchmen
 Founded: 1935
 Home Arena: Physical Fitness Center (2,500)

COACHING STAFF

Head Coach: Jay Wright (Bucknell, 1983)
 Overall Record (Years): 72-73 (5 Years)
 Record at Present School (Years): 72-73 (5 years)
 Best Time to Reach: Through Sports Information
 Office Phone: 516 463 3800
 Assistant Coaches: Tom Pecora (Associate Head Coach) (Adelphi, 1983), (Brett Gunning (UNLV, 1994), Eugene Burroughs (Richmond, 1994)

GENERAL INFORMATION

Location: Las Cruces, NM
 Enrollment: 15,449
 Colors: Crimson and White
 Conference: Big West (Eastern Division)
 Nickname: Aggies
 Founded: 1888
 Home Arena: Pan American Center (13,071)

COACHING STAFF

Head Coach: Lou Henson (New Mexico State, 1955)
 Overall Record (Years): 704-353 (36 Years)
 Record at Present School (Years): 214-93 (11 years)
 Best Time to Reach: Through Sports Information
 Office Phone: 505 646 1447
 Assistant Coaches: Rus Bradburd (Associate Head Coach) (North Park, 1980), Thomas Trotter (Wisconsin-Parkside, 1984), Greg Berry (Bradley, 1968), Butch Hawking (Air Force, 1992)

LAST YEAR

1998-99 Overall Record 22-10
 1998-99 Final Rankings: None
 1998-99 Postseason: NIT, First Round, Rutgers def Hofstra, 58-45

1998-99 Conference Record/Finish: 14-4 3rd

1998-99 Overall Record 23-10

1998-99 Final Rankings: None

1998-99 Postseason: NCAA Tournament, No. 14 Seed, Midwest Region, Kentucky def New Mexico State, 82-60

LAST YEAR

1998-99 Conf. Record/Finish: 12-4/T1st (East)

MEDIA SERVICES

Basketball SID: Jim Sheehan
 Office Phone: 516 463 6764
 Home Phone: 718 821 7112
 Sheehan's E-mail: hjs@hofstra.edu
 Office Fax: 516 463 5033
 Press Row: 516 463 5049

SERIES INFO

Last Meeting: Nov 20, 1998, Maryland 89-Hofstra 59
 Series Record: Maryland leads, 3-0

MEDIA SERVICES

Basketball SID: Heath Nielsen
 Office Phone: 505 646 3929
 Home Phone: 505 373 9780
 Nielsen's E-mail: hnielsen@nmsu.edu
 Office Fax: 505 646 2425
 Press Row: 505 646 3400

SERIES INFO

Last Meeting: First Meeting
 Series Record: First Meeting

1 9 9 9 - 2 0 0 0 SCHEDULE

N16-26 Preseason NIT
 Hofstra at New Mexico State
 N27 Stony Brook
 N29 at Cal
 D4 at Belmont
 D7 at Vanderbilt
 D18 Iona
 D22 at St. John's
 D27-28 at ECAC Holiday Festival (New York, NY)
 D27 Hofstra vs Rutgers
 D27 Fordham vs Siena
 D28 Consolation/Championship
 J2 Boston University*
 J4 Northeastern*
 J9 at Delaware*
 J11 at Towson*

J14 Vermont*
 J16 Hartford*
 J21 at Maine*
 J23 at New Hampshire*
 J28 at Northeastern*
 J30 at Boston University*
 F4 Towson*
 F6 Delaware*
 F10 at Hartford*
 F12 at Vermont*
 F15 Drexel*
 F18 New Hampshire*
 F20 Maine*
 F26 at Drexel*
 M3-12 at America East Tourn (at Delaware)
 *denotes America East Conference game

1 9 9 9 - 2 0 0 0 SCHEDULE

N16-26 Preseason NIT
 Hofstra at New Mexico State
 N30 San Diego State
 D4 Texas-El Paso
 D8 New Mexico
 D11 Western New Mexico
 D17 Texas Tech
 D21 at Colorado
 D23 at New Mexico
 D29 Washington
 J2 at Southern Methodist
 J6 at Texas-El Paso
 J13 Cal Poly*
 J15 UC Santa Barbara*
 J20 at Long Beach State*
 J22 at Pacific*

1 9 9 9 - 2 0 0 0 SCHEDULE

J26 at North Texas*
 J29 UC Irvine*
 F3 at Nevada*
 F5 at Utah State*
 F10 Idaho*
 F13 Boise State*
 F17 at Idaho*
 F19 at Boise State*
 F24 Utah State
 F26 Nevada*
 M1 North Texas*
 M4 at Cal State Fullerton*
 M9-11 at Big West Tournament
 * denotes Big West Game

Kansas State

GENERAL INFORMATION

Location: Manhattan, Kan
 Enrollment: 20,325
 Colors: Purple and White
 Conference: Big 12
 Nickname: Wildcats
 Founded: 1863
 Home Arena: Bramlage Coliseum (13,500)

COACHING STAFF

Head Coach: Tom Asbury (Wyoming, 1968)
 Overall Record (Years): 201-128 (11 Years)
 Record at Present School (Years): 76-69 (5 Years)
 Best Time to Reach: Weekday Mornings
 Office Phone: 785 532 6531
 Assistant Coaches: Mark Fox (Eastern New Mexico, 1991), Ernie Ziegler (Cleary College, 1994), Butch Hawking (Air Force, 1992).

LAST YEAR

1998-99 Overall Record: 20-13
 1998-99 Final Rankings: None
 1998-99 Postseason: NIT, Texas Christian def Kansas State, 72-71

1998-99 Conference Record/Finish: 7-9/t7th

MEDIA SERVICES

Basketball SID: Craig Pinkerton
 Office Phone: 785 532 6735
 Home Phone: 785 537 0299
 Pinkerton's E-mail: cpink@ksu.edu
 Office Fax: 785 532 6093
 Press Row: 785 539 6093

SERIES INFO

Last Meeting: Dec. 11, 1965, Maryland 63-Kansas State 57
 Series Record: Maryland leads, 4-0

1 9 9 9 - 2 0 0 0 SCHEDULE

N16-26 at Preseason NIT
 N16 Kansas State at Arizona
 N21 Northwestern State
 N29 Texas-San Antonio
 D1 Saint Louis
 D4 New Orleans
 D8 Memphis
 D11 at Illinois
 D19 at Loyola-Chicago
 D22 Old Dominion
 D29 at Georgia State
 J4 Long Beach State
 J8 Nebraska*
 J12 at Kansas*
 J15 at Missouri*

J19 Iowa State*
 J22 at Colorado*
 J26 Oklahoma State*
 J29 at Nebraska*
 F2 at Iowa State*
 F5 Colorado*
 F8 at Oklahoma*
 F12 Kansas*
 F19 Missouri*
 F23 Texas A&M*
 F26 at Texas Tech*
 M1 at Baylor*
 M4 Texas*
 M9-12 at Big 12 Tournament
 * denotes Big 12 game

Notre Dame

GENERAL INFORMATION

Location: Notre Dame, Ind
 Enrollment: 10,311
 Colors: Gold and Blue
 Conference: Big East
 Nickname: Fighting Irish
 Founded: 1852
 Home Arena: Joyce Center (11,418)

COACHING STAFF

Head Coach: Matt Doherty (North Carolina, 1984)
 Overall Record (Years): First Year
 Record at Present School (Years): First Year
 Best Time to Reach: Through Sports Information
 Office Phone: 219 631 6225
 Assistant Coaches: Doug Wojcik (Navy, 1987), Fred Quartlebaum, (Fordham, 1989), Bob MacKinnon (King's, 1982)

LAST YEAR

1998-99 Overall Record: 14-16
 1998-99 Final Rankings: None
 1998-99 Postseason: None

1998-99 Conference Record/Finish: 8-10/10th

MEDIA SERVICES

Basketball SID: Mike Enright
 Office Phone: 219 631 7516
 Home Phone: 219 287 8624
 Enright's E-Mail: enright1@nd.edu
 Office Fax: 219 631 7941
 Press Row: 219 631 5309

SERIES INFO

Last Meeting: Feb. 2, 1988; Maryland 78-Notre Dame 75
 Series Record: Notre Dame leads, 8-7

1 9 9 9 - 2 0 0 0 SCHEDULE

N16-26 Preseason NIT
 Notre Dame vs Ohio State
 N21 St. Francis (Pa.)
 N30 at Indiana
 D4 Vanderbilt
 D8 Valparaiso
 D11 at Miami (Ohio)
 D18 Virginia Military
 D22 Rider
 D28 Elon
 D31 St. Peter's
 J2 Loyola Marymount
 J5 at Connecticut*
 J12 Boston College*
 J16 at Syracuse*

J18 at Rutgers*
 J22 Pittsburgh*
 J25 Miami (Fla.)
 J29 St. John's*
 F2 West Virginia*
 F6 at Pittsburgh*
 F8 at Villanova*
 F12 Connecticut*
 F19 at Seton Hall*
 F23 Providence*
 F26 at Miami*
 M1 Syracuse*
 M4 at Georgetown*
 M8-11 at Big East Tournament
 * denotes Big East game



1 9 9 9 - 2 0 0 0

O P P O N E N T S

Ohio State

Siena

GENERAL INFORMATION

Location: Columbus, Ohio
Enrollment: 48,300
Colors: Scarlet and Gray
Conference: Big 10
Nickname: Buckeyes
Founded: 1870
Home Arena: Value City Arena (19,500)

COACHING STAFF

Head Coach: Jim O'Brien (Boston College, 1971)
Overall Record (Years): 270-248 (17 Years)
Record at Present School (Years): 35-31 (2 Years)
Best Time to Reach: Through Sports Information
Office Phone: 614 292 0505
Assistant Coaches: Rick Boyages (Associate Head Coach) (Bowdoin, 1985), Paul Biancardi (Salem State, 1985), Dave Spiller (Canisius, 1978)

GENERAL INFORMATION

Location: Loudonville, NY
Enrollment: 2,700
Colors: Green and Gold
Conference: Metro Atlantic Athletic
Nickname: Saints
Founded: 1937
Home Arena: Pepsi Arena (15,500)

COACHING STAFF

Head Coach: Paul Hewitt (St. John Fisher, 1985)
Overall Record (Years): 42-18 (2 Years)
Record at Present School (Years): 42-18 (2 Years)
Best Time to Reach: 8:00 a.m. - 12:00 p.m., Weekdays
Office Phone: 518 783 2551
Assistant Coaches: Robert Burke (Haverford, 1988), Cliff Warren (Mt. St. Mary's, 1990), John Dunne (Ithaca, 1992)

LAST YEAR

1998-99 Overall Record: 27-9
1998-99 Final Rankings: No. 14 Associated Press; No. 4 ESPN/USA Today
1998-99 Postseason: NCAA Tournament, National Semifinals, No. 4 Seed, South Region, Ohio State def. Murray State, 72-58; Ohio State def. Detroit, 75-44; Ohio State def. Auburn, 72-64; Ohio State def. St. John's 77-74; Connecticut def. Ohio State, 64-58

1998-99 Conference Record/Finish: 12-4 / 2nd

LAST YEAR

1998-99 Overall Record: 25-6
1998-99 Final Rankings: None
1998-99 Postseason: None

1998-99 Conference Record/Finish: 13-5 / T1st

MEDIA SERVICES

Basketball SID: Dan Wallenberg
Office Phone: 614 292 6861
Home Phone: 614 459 2179
Office Fax: 614 292 8547
Press Row: 614 688 5330

SERIES INFO

Last Meeting: Nov. 30, 1985, Ohio State 78-Maryland 66 (at College Park, Md.)
Series Record: Ohio State leads, 3-2

MEDIA SERVICES

Basketball SID: Mike "Mex" Carey
Office Phone: 518 783 2411
Home Phone: 518 266 0973
Carey's E-mail: mcarey@siena.edu
Office Fax: 518 783 2992
Press Row: 518 783 2992

SERIES INFO

Last Meeting: First Meeting
Series Record: First Meeting

1 9 9 9 - 2 0 0 0

SCHEDULE

N16-26 at Preseason NIT
Ohio State vs. Notre Dame
N29 Vermont
D4 Duquesne
D11 Florida A&M
D13 Coastal Carolina
D16 at Kansas
D19 Eastern Kentucky
D22 Toledo
D27 Oakland
D29 American
J6 Illinois*
J8-9 Minnesota*
J13 at Wisconsin*
J15 at Northwestern*

J20 Michigan State*
J22 at St. John's
J29 Purdue*
F2 Wisconsin*
F6 at Michigan*
F9 Iowa*
F12 Penn State*
F15 at Michigan State*
F19 at Indiana*
F23 Northwestern*
F27 Illinois*
M1-2 at Penn State*
M4-5 at Minnesota*
M9-12 Big Ten Tournament
*denotes Big Ten game

1 9 9 9 - 2 0 0 0

SCHEDULE

N17-26 Preseason NIT
N17 Davidson at Siena
N22 Hartford
N28 Bethune-Cookman
D2 at Rider
D4 St. Peter's
D8 Colgate
D11 at George Washington
D27-28 at ECAC Holiday Festival (New York, N.Y.)
D27 vs. Fordham
D28 Consolation/Champion
J2 at Southwestern Louisiana
J6 Manhattan*
J8 at Fairfield*
J11 Rhode Island
J15 Canisius*

J17 Niagara*
J21 at Loyola (Md.)*
J24 Iona*
J27 Rider
J29 at Canisius*
J31 at Niagara*
F4 at Manhattan*
F10 Loyola (Md.)*
F13 Marist*
F19 at Iona*
F21 at St. Peter's*
F24 Fairfield*
F27 at Marist*
M3-6 at MAAC Tournament (Albany)
*denotes Metro Atlantic Athletic game

Pennsylvania

Utah

GENERAL INFORMATION

Location: Philadelphia, Pa.
Enrollment: 9,800
Colors: Red and Blue
Conference: Ivy League
Nickname: Quakers
Founded: 1740
Home Arena: The Palestra (8,722)

COACHING STAFF

Head Coach: Fran Dunphy (La Salle, 1970)
Overall Record (Years): 173-97 (19 Years)
Record at Present School (Years): 173-97 (9 Years)
Best Time to Reach: 10:00 a.m. - 12:00 p.m.
Office Phone: 215 898 0280
Assistant Coaches: Gil Jackson (Elizabethtown, 1969), Steve Donohue (Ursinus, 1984), Dave Duke (Villanova, 1974)

GENERAL INFORMATION

Location: Salt Lake City, Utah
Enrollment: 25,213
Colors: Crimson and White
Conference: Mountain West
Nickname: Utes
Founded: 1850
Home Arena: Jon M. Huntsman Center (15,000)

COACHING STAFF

Head Coach: Rick Majerus (Marquette, 1970)
Overall Record (Years): 337-116 (15 Years)
Record at Present School (Years): 238-64 (10 Years)
Best Time to Reach: Mornings
Office Phone: 801 581 5451
Assistant Coaches: Donny Daniels (Cal State-Fullerton, 1977), Dick Hunsaker (Weber State, 1977), Jeff Strohm (Eastern Illinois, 1988)

LAST YEAR

1998-99 Overall Record: 21-6
1998-99 Final Rankings: None
1998-99 Postseason: NCAA Tournament, No. 11 Seed, West Region, Florida def. Penn., 75-61

1998-99 Conference Record/Finish: 13-1 / 1st

LAST YEAR

1998-99 Overall Record: 28-5
1998-99 Final Rankings: 6th Associated Press; 10th ESPN/USA Today
1998-99 Postseason: NCAA Tournament, No. 2 Seed, Midwest Region, Utah def. Arkansas State, 80-58; Miami (Ohio) def. Utah, 66-58

1998-99 Conf. Record/Finish: 14-0 / 1st WAC Pac.

MEDIA SERVICES

Basketball SID: Shaun May
Office Phone: 215 898 9232
Home Phone: 610 296 1354
May's E-mail: smay@pobox.upenn.edu
Office Fax: 215 898 1747
Press Row: 215 898 6159

SERIES INFO

Last Meeting: Jan. 21, 1997; Maryland 103-Penn 73 (at Baltimore, Md.)
Series Record: Penn leads, 12-2

MEDIA SERVICES

Basketball SID: Mike Lageschulte
Office Phone: 801 581 3510
Home Phone: 801 582 7181
Lageschulte's E-mail: mlageschulte@huntsman.utah.edu
Office Fax: 801 851 4358
Press Row: 801 581 6656

SERIES INFO

Last Meeting: Nov. 22, 1994, Maryland 90-Utah 78 (at Maui, Hawaii)
Series Record: Maryland leads 1-0

1 9 9 9 - 2 0 0 0

SCHEDULE

N17-26 Preseason NIT
N17 Penn at Kentucky
D3 Army
D4-5 Penn State
D7 at La Salle
D11 at Auburn
D28-29 at Golden Bear Classic
D29 Consolation Championship
J4 at Kansas
J9 Villanova
J11 Lafayette
J15 at Lehigh
J20 at Temple
J25 Drexel
J28 at Columbia*

J29 at Cornell*
J31 St. Joseph's (Pa.)
F4 at Yale*
F5 at Brown*
F11 Harvard*
F12 Dartmouth*
F15 at Princeton*
F18 Cornell*
F19 Columbia*
F25 at Dartmouth*
F26 at Harvard*
M3 Brown*
M4 Yale*
M7 Princeton*
*denotes Ivy League game

1 9 9 9 - 2 0 0 0

SCHEDULE

N16-26 Preseason NIT
Utah vs. Arkansas State
N29 Stony Brook
D1 at Weber State
D3 Augusta State
D7 Utah State
D11 at Washington State
D17 Sioux Falls
D18 Chicago State
D22 Texas
D28 Oregon State
D30 Wisconsin-Milwaukee
J1 Southern Utah
J6 at Louisville
J10 at San Diego State*

J15 at Brigham Young*
J22 Wyoming*
J24 Colorado State*
J29 at Air Force*
J31 New Mexico*
F5 at UNLV*
J10 San Diego State*
F12 Brigham Young*
F19 at New Mexico*
F21 UNLV*
F26 at Colorado State*
F28 at Wyoming*
M4 Air Force*
M9-11 at Mountain West Tournament
*denotes Mountain West game



1 9 9 9 - 2 0 0 0

O P P O N E N T S

Clemson

Coastal Carolina



Larry Shyatt



SAT., JAN. 22, 2000, 4:00 P.M./RJ
TUE., FEB. 22, 2000, 8:00 P.M./RJ



Andrius Jurkunas



Pete Strickland



SUN., JAN. 2, 2000, 1:00 P.M.



Todd Shannon

GENERAL INFORMATION

Location: Clemson, S.C.
Enrollment: 16,685
Colors: Orange and Purple
Conference: Atlantic Coast
Nickname: Tigers
Founded: 1889
Home Arena: Littlejohn Coliseum (11,020)
President: TBA
Athletic Director: Bobby Robinson

COACHING STAFF

Head Coach: Larry Shyatt (Wooster, 1973)
Overall Record (Years): 39-24 (2 Years)
Record at Present School (Years): 20-15 (1 Year)
Best Time to Reach: Friday 11:00 a.m. Teleconference
Office Phone: 864 656 1954
Assistant Coaches: Scott Duncan (Wooster, 1978), Darren Tillis (Paul Quinn, 1996), Matt Driscoll (Slippery Rock, 1992)

GENERAL INFORMATION

Location: Conway, S.C.
Enrollment: 4,600
Colors: Coastal Green, Bronze and Black
Conference: Big South
Nickname: Chanticleers, Chants
Founded: 1954
Home Arena: Kimbel Arena (1,480)
President: Dr. Ronald Ringle
Athletic Director: Dave Blank

COACHING STAFF

Head Coach: Pete Strickland (Pittsburgh, 1979)
Overall Record (Years): 7-20 (1 Year)
Record at Present School (Years): 7-20 (1 Year)
Best Time to Reach: Through Sports Information
Office Phone: 832 349 2818
Assistant Coaches: Baker Neal (Clenville State, 1979), Ganon Baker (UNC Wilmington, 1995), Lewis Preston (Virginia Military, 1993)

LAST YEAR

1998-99 Overall Record: 20-15
1998-99 Conference Finish: T-7th
1998-99 Postseason: NIT, Championship Game, Clemson def. Georgia, 77-57; Clemson def. Rutgers, 78-68; Clemson def. Butler, 89-69; Clemson def. Xavier, 79-76; California def. Clemson, 61-60

1998-99 Conference Record: 5-11
1998-99 Final Rankings: None

LAST YEAR

1998-99 Overall Record: 7-20
1998-99 Conference Finish: T-4th
1998-99 Postseason: None

1998-99 Conference Record: 4-6
1998-99 Final Rankings: None

THIS YEAR

Starters Returning/Lost: 1/4
Lettermen Returning/Lost: 5/5
Returning Starters

Ht.	Wt.	Yr.	Pos.	PPG	RPC
Andrius Jurkunas	6-9	230	Sr	F	76 38

Other Key Returnees: Adam Allenspach (Jr., C), Will Solomon (So., G)
Key Losses: Terrell McIntyre (Sr., G), Harold Jamison (Sr., F)

THIS YEAR

Starters Returning/Lost: 3/2
Lettermen Returning/Lost: 6/9
Returning Starters

Ht.	Wt.	Yr.	Pos.	PPG	RPC
Torrey Butler	6-3	205	So	F	7.3 2.8
Steve Miles	6-2	175	So	G	9.4 4.1
Todd Shannon	6-0	155	Sr	G	9.5 1.2

Other Key Returnees: Antonio Darden (So., F), Shane Wright (So., G)
Key Losses: Andrew Hinton (Sr., F), Larry Roberts (Sr., F)

MEDIA SERVICES

Basketball SID: Tim Bourret
Office Phone: 864 656 2114
Home Phone: 864 888 3490
Bourret's E-mail: tbm0th@clemson.edu
Office Fax: 864 656 0299
Press Row: 864 654 3326
Radio Play-by-Play: Jim Phillips
Office Phone: 864 467 1400
Flagship Radio Station: Clemson Sports Network
Website: www.clemson.tigers.com

MEDIA SERVICES

Basketball SID: Wayne White
Office Phone: 843 349 2822
Home Phone: 843 361 0343
White's E-mail: wwwhite@coastal.edu
Office Fax: 843 349 2819
Press Row: 843 349 2822
Radio Play-by-Play: Matt Hogue
Office Phone: 843 349 2809
Flagship Radio Station: WRNN-FM
Website: www.coastal.edu

SERIES INFO

Last Meeting: Feb. 24, 1999, Maryland 77-
Clemson 60 (at College Park, Md.)
Series Record: Maryland leads, 69-42

SERIES INFO

Last Meeting: First Meeting
Series Record: First Meeting

1999-2000 SCHEDULE

No.	Opponent	Date	Location
N19	East Tennessee State	J12	at Florida State*
N21	Wofford	J15	Virginia*
N26-28	at Southern Conference Holiday Classic (at Greenville, S.C.)	J19	Appalachian State
		J22	at Maryland*
N26	Central Florida	J26	NC State*
N27	Old Dominion or Wisconsin-Green Bay	J29	at Duke*
N28	Mississippi, Furman, Oregon State or South Carolina State	F2	Georgia Tech*
		F6	North Carolina*
D1	at Penn State (ACC/Big Ten Challenge)	F8	at Wake Forest*
D4	Charleston Southern	F12	Florida State*
D11	South Carolina State	F15	at Virginia*
D16	South Carolina	F22	Maryland*
D18	Winthrop	F27	at NC State*
D22	George Washington	M1	Duke*
D30	Furman	M4	at Georgia Tech*
J6	at North Carolina*	M9-12	at ACC Tournament (Charlotte, N.C.)
J9	Wake Forest*		* denotes ACC game

1999-2000 SCHEDULE

No.	Opponent	Date	Location
N20	Jacksonville	J22	Liberty*
N23	at The Citadel	J24	Radford*
N27	at Fairleigh Dickinson	J27	at Winthrop*
D1	UNC Greensboro	J29	at Charleston Southern*
D4	George Mason	F2	UNC Asheville*
D11	at Dayton	F5	High Point*
D13	at Ohio State	F7	Elon*
D16	at Furman	F12	at Radford*
D20	Campbell	F14	at Liberty*
D30	at Georgetown	F19	at UNC Asheville*
J2	at Maryland	F23	Winthrop*
J10	at American	F26	Charleston Southern*
J15	at Elon*	M1-4	at Big South Conference Tournament Asheville, N.C.
J17	at High Point*		* denotes Big South game
J19	at College of Charleston		

1999-2000 ROSTER

No.	Player	Pos.	Yr.	Ht.	Wt.	Hometown
3	Andrius Jurkunas	F	Sr	6-9	235	Kaunas, Lithuania
10	Ed Scott	G	Fr	6-0	160	Hopkins, S.C.
15	Will Solomon	G	So.	6-2	170	East Hartford, Conn.
20	Walker Holt	G	Fr	6-3	180	Greensboro, N.C.
21	Ray Henderson	F/C	Fr	6-8	145	Charlotte, N.C.
24	Dustin Braddick	G	So	6-5	200	Charleston, S.C.
31	Thomas Nagys	F	Fr	6-9	215	Mazeikai, Lithuania
32	Arturus Javtokas	C/F	Jr	6-10	260	Siauliai, Lithuania
33	Pasha Bains	G	Fr	6-3	200	Richmond, Canada
42	Chucky Gilmore	F	So	6-8	275	Fayetteville, N.C.
55	Adam Allenspach	C	Jr.	7-1	257	Parkland, Fla.

1999-2000 ROSTER

No.	Player	Pos.	Yr.	Ht.	Wt.	Hometown
3	Todd Shannon	G	Sr	6-0	155	Socastee, S.C.
4	Brandon Newby	G	Fr	6-2	166	Lanham, Md.
5	Steve Miles	G	So	6-2	175	Alexandria, Va.
10	Nick Hermosila	G	Fr	5-10	160	Fairmont, W.V.
15	Shane Wright	G	So	6-0	165	Houston, Texas
20	Giampaolo Ramon	F	Fr.R	6-10	185	Eraclea, Italy
21	Clint Reed	F	Fr	6-6	185	Georges Hall, Australia
22	Matt Gladioux	G	Sr	6-5	188	Rosford, Ohio
24	Jerrold Paige	G	Sr	6-3	180	Cresham, S.C.
30	Derrick Robinson	G	Fr	6-4	180	Myrtle Beach, S.C.
33	Anthony Susnjara	C	Fr	6-8	200	Fairfield, Australia
34	Cedric Davis	F	So	6-5	185	Dayton, Ohio
44	Oliver Hinckson	F	Jr	6-6	220	Amityville, N.Y.
52	Torrey Butler	F	So	6-3	205	Baltimore, Md.
55	Mihai Raducanu	F	Fr.	6-6	215	Hamilton, Ontario



1 9 9 9 - 2 0 0 0

O P P O N E N T S

Duke

Fairleigh Dickinson



Mike Krzyzewski



SUN., JAN. 9, 2000, TBA/CBS
WED., FEB. 9, 2000, 9:00 P.M./RJ



Shane Battier



Tom Green



MON., NOV. 22, 1999; 8:00 P.M.



Chris Ekwe

GENERAL INFORMATION

Location: Durham, N.C.
Enrollment: 6,272
Colors: Royal Blue and White
Conference: Atlantic Coast
Nickname: Blue Devils
Founded: 1838
Home Arena: Cameron Indoor Stadium (9,314)
President: Dr. Nan O. Keohane
Athletic Director: Joe Alleva

COACHING STAFF

Head Coach (Alma Mater, Year): Mike Krzyzewski
Overall Record (Years): 542-214 (24 years)
Record at Present School (Years): 469-155 (19 Years)
Best Time to Reach: ACC Teleconference, Tuesday 11:10 a.m.
Office Phone: 919 613 7500
Assistant Coaches: Johnny Dawkins (Duke, 1986), David Henderson (Duke, 1986), Steve Wojciechowski (Duke, 1998)

GENERAL INFORMATION

Location: Teaneck, N.J.
Enrollment: 4,000
Colors: Blue, Black and White
Conference: Northeast
Nickname: Knights
Founded: 1942
Home Arena: Rothman Center (5,000)
President: Dr. J. Michael Adams
Athletic Director: Steve Hurlbut

COACHING STAFF

Head Coach: Tom Green (Syracuse, 1971)
Overall Record (Years): 272-190 (16 years)
Record at Present School (Years): 272-190 (16 Years)
Best Time to Reach: Through Athletic Communications
Office Phone: 201 692 9063
Assistant Coaches: Ellonya "Tiny" Green (Upsala, 1980), Rob Orellana (Regents, 1997), Russ Thompson (Nyack, 1976)

LAST YEAR

1998-99 Overall Record: 37-2
1998-99 Conference Finish: 1st
1998-99 Postseason: NCAA Tournament, Championship game, No. 1 Seed, East Region, Duke def. Florida A&M, 78-61, Duke def. Tulsa, 97-56, Duke def. Southwest Missouri State, 78-61, Duke def. Temple, 85-64, Duke def. Michigan State, 68-62, Connecticut def. Duke 77-74

1998-99 Conference Record: 16-0
1998-99 Final Rankings: No. 1 AP, No. 2 ESPN, USA Today

LAST YEAR

1998-99 Overall Record: 12-16
1998-99 Conference Finish: 7th
1998-99 Postseason: None

1998-99 Conference Record: 9-11
1998-99 Final Rankings: None

THIS YEAR

Starters Returning/Lost: 2 / 3

Lettermen Returning/Lost: 4 / 10

Returning Starters

Chris Carrawell

Shane Battier

Ht. Wt. Yr. Pos. PPG RPG

6-6 215 Sr F 99 48

6-8 215 Jr F 91 49

Other Key Returnees: Nate James (Jr., F/C)

Key Losses: Elton Brand (So., F), Trajan Langdon (Sr., C)

MEDIA SERVICES

Basketball SID: Mike Cragg
Office Phone: 919 684 2633
Home Phone: 919 403 5328
Cragg's E-mail: mcragg@duke.edu
Office Fax: 919 684 2489
Press Row: 919 684 6186
Radio Play-by-Play: Bob Harris
Office Phone: 919 477 4588
Flagship Radio Station: WDNC-AM
Website: www.goduke.com

SERIES INFO

Last Meeting: Feb. 3, 1999; Duke 95-Maryland 77 (at Durham, N.C.)
Series Record: Duke leads, 90-51

MEDIA SERVICES

Basketball SID: Bob Rothwell
Office Phone: 201 692 2204
Home Phone: 201 587 0972
Rothwell E-mail: rothwell33@hotmail.com
Office Fax: 201 692 9361
Press Row: 201 692 9552
Radio Play-by-Play: Paul Dottino
Office Phone: 201 461 7552
Flagship Radio Station: WJUX-FM
Website: www.fdu.edu/athletics

SERIES INFO

Last Meeting: Nov. 18, 1997; Maryland 81-Fairleigh Dickinson 70 (at College Park, Md.)
Series Record: Maryland leads, 4-0

1999-2000 SCHEDULE

N11-12	IKON Coaches vs. Cancer Classic (at New York, N.Y.)	J16	at Florida State*
N11	vs. Stanford	J19	NC State*
N12	vs. Iowa/Connecticut	J22	at Wake Forest*
N20	Army	J29	Clemson*
N23	Columbia	F3	at North Carolina*
N27	Southern Cal	F5	Virginia*
N30	Illinois (ACC/Big Ten Challenge)	F9	Maryland*
D4	DePaul	F12	at Georgia Tech*
D11	at Michigan	F16	Florida State*
D19	North Carolina A&T	F19	at NC State*
D21	Davidson	F22	Wake Forest*
J2	William & Mary	F26	St. John's
J5	at Virginia*	M1	at Clemson*
J9	at Maryland*	M4	North Carolina*
J12	Georgia Tech*	M9-12	at ACC Tournament (Charlotte, N.C.)

* denotes ACC game

1999-2000 ROSTER

No.	Player	Pos.	Yr.	Ht.	Wt.	Hometown
3	Nick Horvath	C	Fr	6-10	215	Arden Hills, Minn
4	Carlos Boozer	F	Fr	6-9	260	Juneau, Ak
5	Ryan Caldwell	G	Jr	6-3	190	Shelburne, Vt
13	J.D. Simpson	G	Jr	6-4	200	Woodside, Calif
14	Nate James	F/C	Jr	6-6	205	Washington, D.C
15	Andre Buckner	G	Fr	5-10	180	Hopkinsville, Ky
20	Casey Sanders	C	Fr	6-11	205	Tampa, Fla
22	Jason Williams	G	Fr	6-2	190	Plainfield, N.J
23	Chris Carrawell	F	Sr	6-6	215	St. Louis, Mo
30	Andy Borman	G	Fr	6-0	175	Morrisville, N.C
31	Shane Battier	F	Jr	6-8	215	Birmingham, Mich
34	Mike Dunleavy, Jr.	G/F	Fr	6-7	200	Lake Oswego, Ore.
41	Matt Christensen	F	So.	6-10	240	Belmont, Mass.

1999-2000 SCHEDULE

N22	at Maryland	J22	Long Island*
N27	Coastal Carolina	J24	at St. Francis (N.Y.)
N29	at Villanova	J29	Central Connecticut*
D4	at Drexel	J31	Quinnipiac*
D7	Bloomfield College	F3	Robert Morris*
D11	at Wisconsin-Milwaukee	F5	St. Francis (Pa.)*
D19	at Manhattan	F10	at Quinnipiac*
D30	Rider	F12	Central Connecticut State*
J2	Buffalo	F17	St. Francis (N.Y.)*
J8	UMBC*	F19	at Long Island*
J10	Mt. St. Mary's	F22	Monmouth*
J15	at Sacred Heart*	F24	at UMBC*
J17	at Wagner*	F26	at Mt. St. Mary's*
J19	at Monmouth*		* denotes Northeast Conference game

1999-2000 ROSTER

No.	Player	Pos.	Yr.	Ht.	Wt.	Hometown
10	Jarvis Mitchell	G	Jr	5-11	180	Flint, Mich
11	Lamont Perry	G	Sr	6-3	180	Brooklyn, N.Y.
12	Khalid Coursey	G	Jr	5-8	170	Irvington, N.J.
15	LaMarque Ward	C	Jr	6-3	180	Cincinnati, Ohio
20	Austin O'Reilly	G	So	6-0	165	Brick, N.J.
21	Tom Van de Keere	C	So	6-7	200	Blankenberge, Belgium
22	Keith Martin	F	Jr	6-6	220	Pottstown, Pa.
30	Morlaye Bangoura	F	So	6-9	210	Abidjan, Ivory Coast
33	Matt Hammond	F	So	6-8	220	Burlington, N.J.
44	Chris Ekwe	F	Jr	6-8	250	Douala, Cameroon
50	Joern Grundmann	C	So	7-0	250	Hamburg, Germany
52	Baldur Olafsson	C	So	6-10	250	Reykjavik, Iceland
54	Wim Van de Keere	G	So	6-8	200	Blankenberge, Belgium
	Lionel Bomayako	G/F	Fr.	6-4	210	Paris, France



1999 - 2000 Florida State

1999 - 2000 Fordham



Steve Robinson



SAT., JAN. 29, 2000, 1:30 P.M./RJ
WED., MARCH 1, 2000, 8:00 P.M.




Ron Hale



Bob Hill



POSSIBLE OPPONENT PRESEASON NIT
FRI., NOV. 19, 1999, TBA



Bevon Robin

GENERAL INFORMATION

Location: Tallahassee, Fla.
Enrollment: 30,519
Colors: Garnet and Gold
Conference: Atlantic Coast
Nickname: Seminoles
Founded: 1857
Home Arena: Tallahassee/Leon County Civic Center (12,200)
President: Talbot "Sandy" D'Alemberte
Athletic Director: Dave Hart, Jr.

COACHING STAFF

Head Coach: Steve Robinson (Radford, 1981)
Overall Record (Years): 77-49 (4 Years)
Record at Present School (Years): 31-31 (2 Years)
Best Time to Reach: Through Media Relations
Office Phone: 850 644 5229
Assistant Coaches: Coleman Crawford (North Alabama, 1975), Jim Platt (Concordia Ill., 1973), Tim Juhlin (Northern Iowa, 1990)

GENERAL INFORMATION

Location: Bronx, N.Y.
Enrollment: 6,358
Colors: Maroon and White
Conference: Atlantic 10
Nickname: Rams
Founded: 1841
Home Arena: Rose Hill Gym (3,470)
President: Rev Joseph A. O'Hare, 5 J
Athletic Director: Frank McLaughlin

COACHING STAFF

Head Coach Bob Hill (Bowling Green, 1971)
Overall Record (Years): First Year
Record at Present School (Years): First Year
Best Time to Reach: Through Sports Information
Office Phone: 718 817 4245
Assistant Coaches: Mike Brown (Vermont, 1973), Frank Martin (Hofstra, 1987), Jean Prioleau (Fordham, 1992)

LAST YEAR

1998-99 Overall Record: 13-17
1998-99 Conference Finish: T-7th
1998-99 Postseason: None

1998-99 Conference Record: 5-11
1998-99 Final Rankings: None

THIS YEAR

Starters Returning/Lost: 4/1
Lettermen Returning/Lost: 10/3

Returning Starters	Ht.	Wt.	Yr.	Pos.	PPG	RPG
Damous Anderson	6-6	215	Sr	F	11.9	5.1
Delvon Arrington	5-11	180	Jr	G	8.1	2.8
Ron Hale	6-8	210	Sr	F	16.0	5.6
Justin Mott	6-10	235	Sr	C	14	2.7

Other Key Returnees: Adrian Crawford (Jr., C), Oliver Simmons (Sr., F)
Key Losses: Terrell Baker (Sr., C)

MEDIA SERVICES

Basketball SID: Chris Walker
Office Phone: 850 644 1401
Home Phone: 850 402 0921
Walker's E-mail: cbwalker@mailerdso.edu
Office Fax: 850 644 3820
Press Row: 850 224 4098
Radio Play-by-Play: Gene Deckerhoff
Office Phone: 850 893 2576
Flagship Radio Station: WINT-FM, WNLS-AM
Website: www.seminoles.com

SERIES INFO

Last Meeting: March 5, 1999, Maryland 93-Florida
State 69 (at ACC Tourn., Charlotte, N.C.)
Series Record: Maryland leads, 43-5

LAST YEAR

1998-99 Overall Record: 12-15
1998-99 Conference Finish: T-5th
1998-99 Postseason: None

THIS YEAR

Starters Returning/Lost: 4/1
Lettermen Returning/Lost: 11/2

Returning Starters	Ht.	Wt.	Yr.	Pos.	PPG	RPG
Bevon Robin	6-2	200	Jr	C	17.0	3.6
Alejandro Olivares	6-8	233	Jr	F	15.0	5.9
Jason Harris	5-9	175	Jr	C	11.3	3.8
Teremun Johnson	6-6	205	So	F	2.8	3.0

Other Key Returnees: Scott Harmatuk (Sr., G), Ray Carroll (Sr., G)
Key Losses: Greg Griffin (Sr., F)

MEDIA SERVICES

Basketball SID: Joe DiBarri
Office Phone: 718 817 4240
Home Phone: 718 850 4700
DiBarri's E-mail: dibarri@murray.fordham.edu
Office Fax: 718 817 4244
Press Row: 718 817 4236
Radio Play-by-Play: Tony Reali
Office Phone: 718 817 4550
Flagship Radio Station: WFUV-FM
Website: www.fordham.edu

SERIES INFO

Last Meeting: Dec. 20, 1975, Maryland 81-
Fordham 56 (at College Park, Md.)
Series Record: Maryland leads, 7-1

1999 - 2000 SCHEDULE

N19	at Florida	J22	at North Carolina*
N23	Norfolk State	J26	at Virginia*
N27	Jacksonville	J29	Maryland*
N29	Temple	F2	at NC State*
D1	at Northwestern	F5	Wake Forest*
D5	at Auburn	F12	at Clemson*
D11	Seton Hall	F16	at Duke*
D18	vs Massachusetts (at Ft. Lauderdale, Fla.)	F21	Georgia Tech*
D22	Vanderbilt	F23	North Carolina*
D30	The Citadel	F26	Virginia*
J4	at Wake Forest*	M1	at Maryland*
J8	at South Florida	M5	NC State*
J12	Clemson*	M9-12	at ACC Tournament (Charlotte, N.C.)
J16	Duke*		* denotes ACC game
J19	at Georgia Tech*		

1999 - 2000 SCHEDULE

N16-26	at Preseason NIT	J12	Temple*
N17	Fordham at Tulane	J15	Dayton*
N22	at Richmond	J19	at Virginia Tech*
N27	at Holy Cross	J22	St. Bonaventure*
N29	Fairfield (at East Rutherford, N.J.)	J30	at Xavier*
D4	Long Island	F1	Rhode Island
D8	Manhattan	F6	at St. Bonaventure*
D10	at Iona	F10	at Temple
D12	at Connecticut	F13	at St. Joseph's*
D21	Quinnipiac	F16	Massachusetts*
D27-28	at ECAC Holiday Festival	F19	La Salle*
D27	vs Siena	F23	at Duquesne*
D28	Consolation/Championship	F26	George Washington*
J2	at Providence	M4	at Rhode Island*
J5	St. Joseph's*	M8-11	at Atlantic 10 Tournament
J8	at Massachusetts*		* denotes Atlantic 10 game

1999 - 2000 ROSTER

No.	Player	Pos.	Yr.	Ht.	Wt.	Hometown
4	Antwan Dixon	F	So.	6-5	190	Marietta, Ga
5	Adrian Crawford	C	Jr	6-5	190	Akron, Ohio
10	Delvon Arrington	G	Jr.	5-11	160	Jersey City, N.J.
11	Rodney Tucker	F	Fr.	6-8	215	Stone Mountain, Ga
12	Matt Chlebek	C	Jr.	6-0	165	Naples, Fla.
15	Damous Anderson	F	5r	6-6	215	Greenville, S.C.
20	Chris Hull	C	Jr.	6-3	175	Strongsville, Ohio
21	Ron Hale	F	5r	6-8	205	Largo, Fla.
32	Ermanuel Mathis	C	So.	6-3	175	Atlanta, Ga.
33	Mike Matthews	F/C	Fr	6-10	230	Tallahassee, Fla.
34	Nigel Dixon	F/C	Fr	6-10	380	Orlando, Fla.
42	Justin Mott	C	5r	6-10	235	Chula Vista, Calif.
50	David Anderson	C	So.	7-0	245	Lamar, Colo
51	Oliver Simmons	F	Sr.	6-8	225	Nashville, Tenn.

1999 - 2000 ROSTER

No.	Player	Pos.	Yr.	Ht.	Wt.	Hometown
3	Jason Harris	G	Jr	5-9	175	Falls Church, Va.
5	Teremun Johnson	F	So.	6-6	205	Detroit, Mich.
12	Ken Aponte	G	Jr	6-2	185	Staten Island, N.Y.
13	Alejandro Olivares	F	Jr	6-8	233	Cardoba, Argentina
15	Bevon Robin	C	Jr	6-2	200	Bronx, N.Y.
20	Chris Duckrey	F	Fr	6-6	200	Lenape, N.J.
21	Ray Carroll	G	5r	6-3	205	Chester, Pa
22	Scott Harmatuk	C	5r	6-4	180	Spring, Texas
24	Steve Canal	F	So	6-6	236	Nyack, N.Y.
33	Arseni Kuchansky	F	Jr.	6-7	210	Minsk, Belarus
34	Phil Dupree	F	Fr	6-6	205	Columbus, Ohio
42	Duke Freeman-McKerney	F	So.	6-9	215	Steelton, Pa.
50	John Pugh	F/C	5r.	6-10	220	Herndon, Va



1 9 9 9 - 2 0 0 0

O P P O N E N T S

George Mason

George Washington



Jim Larranaga



MON., DEC. 27, 1999; 8:00 P.M.



George Evans



Tom Penders



POSSIBLE OPPONENT AT BB&T CLASSIC
SUN., DEC. 5, 1999; TBA/RAYCOM



Mike King

GENERAL INFORMATION

Location: Fairfax, Va
 Enrollment: 25,826
 Colors: Green & Gold
 Conference: Colonial Athletic Association
 Nickname: Patriots
 Founded: 1957
 Home Arena: Patriot Center (10,000)
 President: Dr. Alan C. Merten
 Athletic Director: Tom D'Connor

COACHING STAFF

Head Coach: Jim Larranaga (Providence, 1971)
 Overall Record (Years): 226-198 (15 Years)
 Record at Present School (Years): 28-29 (2 Years)
 Best Time to Reach: Monday-Friday, 10 a.m.-12:00 p.m.
 Office Phone: 703 993 3240
 Assistant Coaches: Bill Courtney (Bucknell, 1992),
 Mike Cillian (N. Adams State, 1986), Scott
 Cherry (North Carolina, 1993)

GENERAL INFORMATION

Location: Washington, D.C.
 Enrollment: 19,481
 Colors: Buff and Blue
 Conference: Atlantic 10
 Nickname: Colonial
 Founded: 1821
 Home Arena: Charles E. Smith Center (5,000)
 President: Stephen Joel Trachtenberg
 Athletic Director: Jack Kvanetz

COACHING STAFF

Head Coach: Tom Penders (Connecticut, 1967)
 Overall Record (Years): 498-328 (29 Years)
 Record at Present School (Years): 20-9 (1 Year)
 Best Time to Reach: Through Media Relations
 Office Phone: 202 994 6651
 Assistant Coaches: Rob Wright (Paul Duinn, 1983),
 Bonzie Colson (Rhode Island, 1989),
 Tommy Penders (Texas, 1995)

LAST YEAR

1998-99 Overall Record: 19-11
 1998-99 Conference Finish: 1st
 1998-99 Postseason: NCAA Tournament, No. 14 Seed, East Region, Cincinnati def. George Mason 72-48

1998-99 Conference Record: 13-3
 1998-99 Final Rankings: None

LAST YEAR

1998-99 Overall Record: 20-9
 1998-99 Conference Finish: 1st (West Division)
 1998-99 Postseason: NCAA Tournament, No. 11 Seed, South Region; Indiana def. George Washington, 108-88

1998-99 Conference Record: 13-3
 1998-99 Final Rankings: None

THIS YEAR

Starters Returning/Lost: 4/1
 Lettermen Returning/Lost: 8/3
 Returning Starters

Player	Ht.	Wt.	Yr.	Pos.	PPG	RPG
Ahmad Dorsett	6-2	170	Sr.	C	8.7	2.4
George Evans	6-7	215	Jr.	F	17.2	8.5
Enik Herring	6-5	200	Jr.	C	8.9	4.1
Keith Holdan	6-6	205	Sr.	F	9.2	4.8

Other Key Returnees: Terrance Nixon (Jr., F), Tremaine Price (Jr., C)
 Key Losses: Jason Miskiri (Sr., G), Avery Carey (Sr., F)

THIS YEAR

Starters Returning/Lost: 3/2
 Lettermen Returning/Lost: 10/6
 Returning Starters

Player	Ht.	Wt.	Yr.	Pos.	PPG	RPG
Patrick Ngongba	6-8	238	Jr.	F/C	7.0	5.6
Antxon Iturbe	6-8	251	Jr.	F	3.2	5.0
Mike King	6-4	182	Jr.	G	15.1	5.2

Other Key Returnees: Francisco de Miranda (Sr., F); Dorien Brown (So., G/F)
 Key Losses: Yegor Mescheriokav (CS, F), Shawnta Rogers (Sr., C)

MEDIA SERVICES

Basketball SID: Jim Engelhardt
 Office Phone: 703 993 3260
 Home Phone: 703 591 7219
 Engelhardt's E-mail: jengelha@gmu.edu
 Office Fax: 703 993 3259
 Press Row: 703 993 3044
 Radio Play-by-Play: Byron Kerr
 Office Phone: 703 379 9144
 Flagship Radio Station: Patriot Sports Network
 Website: sports.gmu.edu

SERIES INFO

Last Meeting: Dec. 23, 1989; Maryland 104-
 George Mason 86 (at Honolulu, Hawaii)
 Series Record: Maryland leads, 4-0

MEDIA SERVICES

Basketball SID: Brad Bower
 Office Phone: 202 994 0339
 Home Phone: 703 658 1497
 Office Fax: 202 994 2713
 Bower's E-Mail: bbower@gwu.edu
 Press Row: 202 994 1776
 Radio Play-by-Play: Larry Michael
 Office Phone: 703 413 8343
 Flagship Radio Station: WAGE 1200-AM
 Website: www.gwu.edu/~gwsports

SERIES INFO

Last Meeting: Dec. 8, 1997; George Washington
 70-Maryland 66 (at MCI Center)
 Series Record: Maryland leads, 33-24

1999-2000 SCHEDULE

No.	Opponent	Yr.	Ht.	Wt.	Hometown
N19	at Toledo	J19			Detroit
N23	at Delaware	J22			at Virginia Commonwealth*
N27	Coppin State	J26			at Richmond*
D4	at Coastal Carolina	J29			William & Mary*
D8	at Penn State	F2			at Old Dominion*
D11-12	at Conference Challenge (at UMBC)	F5			at American*
D18	American*	F7			Fairfield
D21	Drexel	F10			Richmond*
D27	at Maryland	F16			Virginia Commonwealth*
J3	Bucknell	F19			at UNC Wilmington*
J5	at William & Mary*	F21			at East Carolina*
J8	at James Madison*	F26			James Madison*
J10	UNC Wilmington*	M3-6			at CAA Tour (Richmond, Va.)
J15	Old Dominion*				* denotes CAA game
J17	East Carolina*				

1999-2000 SCHEDULE

No.	Opponent	Yr.	Ht.	Wt.	Hometown
N18-21	at Top of the World Classic (Fairbanks, Ak)	J19			at St. Joseph's*
	George Washington, UA Fairbanks, California, Houston, Indiana State, Montana State, Oklahoma, Texas Christian)	J22			at Dayton*
		J26			St. Bonaventure*
		J29			La Salle*
N27	South Florida	F2			at Duquesne*
N30	at Ohio	F5			Xavier*
D4-5	at BB&T Classic (MCI Center, Washington, D.C.)	F9			Dayton*
D4	vs Seton Hall	F12			at La Salle*
D5	Consolation/Championship	F17			Virginia Tech*
D8	at Bradley	F19			Rhode Island*
D11	Siena	F22			at Xavier*
D22	at Clemson	F26			at Fordham*
D31	UNC Charlotte	F29			at Massachusetts*
J3	at Old Dominion	M4			Temple*
J8	Duquesne*	M8-11			at Atlantic 10 Tournament
J12	American				* denotes Atlantic 10 game
J15	at Virginia Tech*				

1999-2000 ROSTER

No.	Player	Pos.	Yr.	Ht.	Wt.	Hometown
3	Jesse Young	Fr.	F	6-10	210	Peterborough, Ont.
5	Tremaine Price	Jr.	G	5-8	150	Landover, Md.
11	Tyrone Tiggs	Fr.	G	6-0	160	Bascon, Fla.
21	George Evans	Jr.	F	6-7	215	Portsmouth, Va.
22	Ahmad Dorsett	Sr.	G	6-2	170	Woodbridge, Va.
24	Rob Anderson	So.	F	6-5	195	Arlington, Va.
25	Quininio Randall	So.	F	6-7	205	Boston, Mass.
31	Jon Larranaga	Fr.	F	6-6	220	Oakton, Va.
33	Keith Holdan	Sr.	F	6-6	205	Apex, N.C.
34	Terrance Nixon	Jr.	F	6-6	210	Oxon Hill, Md.
40	Nsilo Abraham	Sr.	F	6-6	230	St. Croix, V.I.
44	Enik Herring	Jr.	G	6-5	200	Chicago, Ill.

1999-2000 ROSTER

No.	Player	Pos.	Yr.	Ht.	Wt.	Hometown
3	Albert Roma	C	So.	7-0	240	Balenya, Spain
4	Chris Monroe	G	Fr.	6-3	210	Hyattsville, Md.
5	Mike King	G	Jr.	6-4	182	Baltimore, Md.
10	Valery Khamenia	C/F	Jr.	6-8	214	Crodno, Belarus
11	Mark Lund	C	Sr.	6-2	169	Klawock, Ak.
12	Bernard Barrow	C	Jr.	5-8	150	Harlem, N.Y.
13	Val Brown	C	Fr.	6-1	160	Springfield, Va.
14	Francisco de Miranda	F	Sr.	6-9	220	Breda, The Netherlands
15	Antxon Iturbe	F	Jr.	6-8	250	Vitoria, Spain
22	Arthur Andrews	F	Fr.	6-6	185	Avon, Conn.
24	Sam Anyan	F	Sr.	6-6	211	Baltimore, Md.
31	Jason Smith	F	So.	6-8	185	Boston, Mass.
34	Donen Brown	G/F	So.	6-3	225	Vorhees, N.J.
35	Patrick Ngongba	F	Jr.	6-8	238	Bangui, C. African Rep.



1999-2000

Georgia Tech



Bobby Cremins



SAT., JAN. 15, 2000, 8:00 P.M./RJ
WED., FEB. 16, 2000, 7:00 P.M./ESPN



Alvin Jones

O P P O N E N T S

Illinois



Lon Kruger



BB&T CLASSIC
SAT., DEC. 4, 1999, 3:00 P.M./RAYCOM



Cory Bradford

GENERAL INFORMATION

Location: Atlanta, Ga
Enrollment: 13,000
Colors: Old Gold and White
Conference: Atlantic Coast
Nickname: Yellow Jackets, Rambling Wreck
Founded: 1885
Home Arena: Alexander Memorial Coliseum at McDonald's Center (10,000)
President: Dr. C. Wayne Clough
Athletic Director: Dave Braine

COACHING STAFF

Head Coach: Bobby Cremins (South Carolina, 1970)
Overall Record (Years): 441-290 (24 years)
Record at Present School (Years): 341-220 (18 Years)
Best Time to Reach: Monday-Friday, 11:00 a.m.-2:00 p.m.
Office Phone: 404 894 5425
Assistant Coaches: Kevin Cantwell (Associate Head Coach) (UNC Asheville, 1973); Willie Peese (Georgia Tech, 1989); Mark Price (Georgia Tech, 1986)

GENERAL INFORMATION

Location: Urbana-Champaign, Ill
Enrollment: 36,000
Colors: Orange and Blue
Conference: Big Ten
Nickname: Fighting Illini
Founded: 1855
Home Arena: Assembly Hall (16,450)
President: James J. Stukel
Athletic Director: Ron Guenther

COACHING STAFF

Head Coach: Lon Kruger (Kansas State, 1975)
Overall Record (Years): 296-223 (17 Years)
Record at Present School (Years): 59-38 (3 Years)
Best Time to Reach: Weekly Teleconference
Office Phone: 217 333 3400
Assistant Coaches: Robert McCullum (Birmingham Southern, 1976); Rob Judson (1980); Steve Henson (Kansas State, 1990)

LAST YEAR

1998-99 Overall Record: 15-16
1998-99 Conference Finish: T-5th
1998-99 Postseason: NIT, Oregon def Georgia Tech, 68-64

1998-99 Conference Record: 6-10
1998-99 Final Rankings: None

LAST YEAR

1998-99 Overall Record: 14-18
1998-99 Conference Finish: 11th
1998-99 Postseason: None

1998-99 Conference Record: 3-13
1998-99 Final Rankings: None

THIS YEAR

Starters Returning/Lost: 5/0

Lettermen Returning/Lost: 8/2

Returning Starters	Ht.	Wt.	Yr.	Pos.	PPG	RPG
Alvin Jones	6-11	265	Jr	C	12.7	9.7
Jason Collier	7-0	250	Sr	C	17.2	7.3
Jason Floyd	6-6	210	Sr	C	13.5	4.8
Tony Akins	6-0	175	So	G	11.3	3.7
Jon Babul	6-7	226	JrR	F	5.3	6.0

Other Key Returnees: T.J. Vines (Jr., G), Darryl LaBarrie (JrR, F)
Key Losses: Dion Glover (So R, G), Ashley Kelly (Sr, F)

THIS YEAR

Starters Returning/Lost: 5/0

Lettermen Returning/Lost: 8/2

Returning Starters	Ht.	Wt.	Yr.	Pos.	PPG	RPG
Cory Bradford	6-2	196	So	G	15.4	2.6
Sergio McClain	6-3	215	Jr	F	8.6	3.4
Lucas Johnson	6-7	217	So	F	4.4	3.1
Damir Krupalija	6-7	216	So	F	4.6	5.5
Victor Chukwudebe	6-7	230	Sr	F	5.6	4.9

Other Key Returnees: Cleotis Brown (Sr, F), Robert Archibald (So, G)
Key Losses: Arias Davis (Sr, G), Fess Hawkins (Jr, C)

MEDIA SERVICES

Basketball SID: Mike Finn
Office Phone: 404 894 5445
Home Phone: 770 938 9910
Finn's E-mail: mfinn@at.gtata.gatech.edu
Office Fax: 404 894 1248
Press Row: 404 894 5458
Radio Play-by-Play: Wes Durham
Office Phone: 404 385 0594
Flagship Radio Station: Georgia Tech ISP Radio Network, WCST-AM
Website: www.ramblinwreck.com

SERIES INFO

Last Meeting: Feb. 21, 1999, Maryland 81-Georgia Tech 64 (at Atlanta, Ga)
Series Record: Georgia Tech leads, 28-23

MEDIA SERVICES

Basketball SID: Barbara Butler
Office Phone: 217 333 1391
Home Phone: 217 359 5244
Office Fax: 217 333 5540
Press Row: 217 333 1227
Radio Play-by-Play: Jim Turpin
Office Phone: 217 351 5300
Flagship Radio Station: Illini Sports Network
Website: www.fightingillini.com

SERIES INFO

Last Meeting: March 14, 1998, Maryland 67-Illinois 61 (NCAA Tourn. at Sacramento, Calif.)
Series Record: Maryland leads, 1-0

1999-2000 SCHEDULE

N19	Mercer	J19	Florida State*
N24-27	at Carrs 'Safeway Great: Alaska Shootout	J22	at NC State*
	Georgia Tech vs Grambling State, Wash-	J27	Wake Forest*
	ington, Kansas, Xavier, Louisville, Georgia,	J29	North Carolina*
	Alaska-Anchorage	F2	at Clemson*
D1	Michigan	F5	Florida A&M
D8	Georgia	F9	Virginia*
D11	Stanford	F12	Duke*
D18	Morehead State	F16	at Maryland*
D22	Wofford	F21	at Florida State*
D28	UNC Greensboro	F24	NC State*
J2	Lafayette	F27	at Wake Forest*
J5	vs Kentucky (at Louisville, Ky.)	M1	at North Carolina*
J8	at Virginia*	M4	Clemson*
J12	at Duke*	M9-12	ACC Tournament (Charlotte, N.C.)
J15	Maryland*		* denotes ACC game

1999-2000 SCHEDULE

N19	Western Illinois	J22	Penn State*
N22	at Bradley	J26	at Iowa*
N30	Duke (ACC Big Ten Challenge) (at Chicago Ill.)	J30	at Michigan State*
D4-5	at BB&T Classic (MCI Center, Washington, DC)	F2	Minnesota*
D4	vs Maryland	F6	at Penn State*
D5	Consolation: Championship	F9	Michigan*
D8	Texas-Pan American	F12	Iowa*
D11	Kansas State	F17	at Minnesota*
D18	Kansas (at Chicago, Ill.)	F19	Northwestern*
D21	Missouri	F22	Indiana*
D28	Bethune-Cookman	F27	at Ohio State*
D30	Loyola (Chicago)	M4	Northwestern*
J6	Ohio State*	M9-12	at Big Ten Tournament Chicago, Ill
J8	at Wisconsin*		* denotes Big Ten game
J12	Purdue*		
J16	at Michigan*		

1999-2000 ROSTER

No.	Player	Pos.	Yr.	Ht.	Wt.	Hometown
3	Tony Akins	G	So	6-0	175	Lilburn, Ga
4	Alvin Jones	C	Jr	6-11	265	Lakeland, Fla
10	T.J. Vines	C	Jr	5-10	194	Woodstock, Ga
11	Shaun Fein	G	JrR	6-3	184	Centerville, Mass
13	Darryl LaBarrie	G	JrR	6-3	195	Decatur, Ga
14	Winston Neal	G	Jr	6-3	203	Greenville, Ga
23	Jon Babul	F	JrR	6-7	226	No. Attleboro, Mass
24	Ross Chouest	G	Fr	6-1	180	Galliano, La
31	Alex Luyk	F	Fr	6-7	200	Madrid, Spain
32	Kyle Perry	G	Jr	5-10	177	Snellville, Ga
34	Jason Floyd	C/F	Sr	6-6	210	Hampton, Ga
41	Paul Trotti	G	Sr	6-3	200	Marietta, Ga
42	Clarence Moore	F	Fr	6-5	215	Norco, La
44	Michael Isenhour	F	So R	6-8	238	Lawrenceville, Ga
52	Jason Collier	C/F	SrR	7-0	250	Springfield, Ohio

1999-2000 ROSTER

No.	Player	Pos.	Yr.	Ht.	Wt.	Hometown
00	Victor Chukwudebe	F	Sr	6-7	230	Springfield, Ill
5	Nate Mast	G	Jr	5-11	160	Champaign, Ill
12	Joe Cross	G	Jr	6-2	205	Carbondale, Ill
13	Cory Bradford	C	So	6-3	200	Memphis, Tenn
21	Robert Archibald	F	So	6-11	228	Ballwin, Mo.
22	Lucas Johnson	F	So	6-8	217	Des Plaines, Ill.
24	Sean Harrington	G	Fr	6-3	185	Elgin, Ill
25	Jerrance Howard	G	Fr	6-1	175	Peoria, Ill
32	Cleotis Brown	F	Sr	6-5	220	Pittsview, Ala
33	Damir Krupalija	F	So	6-9	216	Rockford, Ill
34	Brian Cook	F	Fr	6-10	231	Lincoln, Ill.
40	Sergio McClain	F	Jr	6-4	222	Peoria, Ill
52	Marcus Griffin	F	Jr.	6-9	235	Peoria, Ill



1 9 9 9 - 2 0 0 0 O P P O N E N T S

Iowa

Kentucky



Steve Alford

**TUE., NOV. 30, 1999, 7:30 P.M./ESPN2
BALTIMORE ARENA, BALTIMORE, MD.**



Jacob Jaacks

COACHING STAFF

Head Coach: Steve Alford (Indiana, 1987)
Overall Record (Years): 156-77 (8 Years)
Record at Present School (Years): First Year
Best Time to Reach: Mornings
Office Phone: 319 335 9444
Assistant Coaches: Sam Alford (Franklin, 1964), Greg Lansing (South Dakota, 1990), Rich Walker (Bowling Green, 1971)

GENERAL INFORMATION

Location: Iowa City, Iowa
Enrollment: 28,705
Colors: Gold and Black
Conference: Big Ten
Nickname: Hawkeyes
Founded: 1847
Home Arena: Carver-Hawkeye (15,500)
President: Mary Sue Coleman
Athletic Director: Bob Bowlsby

LAST YEAR

1998-99 Overall Record: 20-10
1998-99 Conference Finish: T-3rd
1998-99 Postseason: NCAA Tournament, No. 5 Seed, West Region, Iowa def. Alabama-Birmingham, 77-64, Iowa def. Arkansas, 82-72, Connecticut def. Iowa, 78-68

THIS YEAR

Starters Returning/Lost: 1/4
Lettermen Returning/Lost: 10/7
Returning Starters

Player	Ht.	Wt.	Yr.	Pos.	PPG	RPG
Dean Oliver	5-11	175	Jr	C	11.9	3.5

Other Key Returnees: Kyle Galloway (So., F), Jacob Jaacks (Sr., C)
Key Losses: Kent McCausland (Sr., G), JR Koch (Sr., F)

MEDIA SERVICES

Basketball SID: Steve Roe
Office Phone: 319 335 9411
Home Phone: 319 339 0980
Roe's E-mail: steven-roe@uiowa.edu
Office Fax: 319 335 9417
Press Row: 319 335 7284
Radio Play-by-Play: Gary Dolphin
Office Phone: 319 589 2213
Flagship Radio Station: Learfield Communications
Website: www.hawkeyesports.com

SERIES INFO

Last Meeting: Dec. 25, 1984, Maryland 70-Iowa 68 (at Honolulu, Hawaii)
Series Record: Maryland leads, 1-0

1999-2000 SCHEDULE

Date	Location	Opponent
N11-12	at IKON Coaches vs. Cancer Tournament	J15 at Penn State*
N11	vs. Connecticut	J18 at Indiana*
N12	Consolation/Championship	J22 Michigan*
N21	Eastern Illinois	J26 Illinois*
N27	Creighton	J29 at Wisconsin*
N30	Maryland (at Baltimore, Md)	F3 Kansas
D3-4	Gazette Hawkeye Challenge	F5 Purdue*
D3	vs. Texas Southern	F9 at Ohio State*
D4	Consolation/Championship	F12 at Illinois*
D7	Northern Iowa	F16 at Purdue*
D11	at Iowa State	F23 Wisconsin*
D18	at Missouri	F27 Minnesota*
D28	Drake	F29-M2 Michigan*
J5	Northwestern*	M4 Penn State*
J8	Michigan State*	M9-12 at Big Ten Tournament (Chicago, Ill)
J12	at Minnesota*	* denotes Big Ten game

1999-2000 ROSTER

No.	Player	Pos.	Yr.	Ht.	Wt.	Hometown
1	Rod Griffin	F	Jr	6-6	220	Ypsilanti, Mich
2	Ryan Hogan	G	Jr	6-3	185	Deerfield, Ill
11	Jason Price	G	Sr	6-0	170	Chicago, Ill
13	Joe Ferrino	F	Jr	6-7	220	Hyde Park, Mass
14	Jacob Jaacks	C	Sr	6-8	235	Cedar Rapids, Iowa
15	Marcelo Gomes	F	Jr	6-6	220	San Antonio, Texas
20	Dean Oliver	G	Jr	5-11	175	Mason City, Iowa
23	Diez Henderson	F	So	6-7	200	Detroit, Mich
24	Ryan Luerhrsmann	C	Sr	6-1	175	Cedar Rapids, Iowa
25	Rod Thompson	F	So	6-6	230	Galesburg, Ill
30	Kyle Galloway	G	So	6-6	190	Sioux City, Iowa
42	Antonio Ramos	C	So.	7-2	215	Minneapolis, Minn
43	Jason Smith	C	Jr	6-3	202	Bettendorf, Iowa
45	John Carl Williams	F	So.	6-9	250	Wauwatosa, Wisc.



Tubby Smith

**SAT., DEC. 11, 1999, 9:00 P.M./ESPN
POSSIBLE OPPONENT IN PRESEASON NIT**



Jamaal Magloire

GENERAL INFORMATION

Location: Lexington, Ky
Enrollment: 30,000
Colors: Blue and White
Conference: Southeastern
Nickname: Wildcats
Founded: 1865
Home Arena: Rupp Arena (23,000)
President: Dr. Charles Wethington Jr.
Athletic Director: C.M. Newton

COACHING STAFF

Head Coach: Orlando "Tubby" Smith (High Point College, 1973)
Overall Record (Years): 187-75 (8 Years)
Record at Present School (Years): 63-13 (2 years)
Best Time to Reach: Through Media Relations
Office Phone: 606 257 1916
Assistant Coaches: George Felton (South Carolina, 1975), Shawn Finney (Fairmont, 1985), Mike Sutton (East Carolina, 1978)

LAST YEAR

1998-99 Overall Record: 28-9
1998-99 Conference Finish: 2nd
1998-99 Postseason: NCAA Tournament, No. 3 Seed, Midwest Region, Kentucky def. New Mexico State, 82-60, Kentucky def. Kansas, 92-88 (OT), Kentucky def. Miami (Ohio), 58-43, Michigan State def. Kentucky, 73-66

THIS YEAR

Starters Returning/Lost: 1/4
Lettermen Returning/Lost: 7/5
Returning Starters

Player	Ht.	Wt.	Yr.	Pos.	PPG	RPG
Desmond Allison	6-5	214	So	C/F	4.7	2.0

Other Key Returnees: Jamaal Magloire (Sr., C), Tayshaun Prince (So., G/F)
Key Losses: Heshimu Evans (Sr., F), Scott Padogett (Sr., F), Wayne Turner (Sr., G)

MEDIA SERVICES

Basketball SID: Brooks Downing
Office Phone: 606 257 3838
Home Phone: 606 263 7825
Downing E-mail: bdown@pop.uky.edu
Office Fax: 606 323 4310
Press Row: 606 252 3602
Radio Play-by-Play: Ralph Hacker
Office Phone: 606 266 5431
Flagship Radio Station: WWLK AM
Website: www.ukathletics.com

SERIES INFO

Last Meeting: Dec. 12, 1998, Kentucky 103-Maryland 91 (at Lexington, Ky)
Series Record: Kentucky leads, 6-3

1999-2000 SCHEDULE

Date	Location	Opponent
N16-26	Preseason NIT	J19 Ole Miss*
	Kentucky vs. Penn, Utah vs. Arkansas	J22 at Vanderbilt*
	State, Maryland, San Francisco, Notre Dame, Ohio State, Kansas State, Arizona	J26 at Georgia*
	Hofstra, New Mexico State, Davidson, Siena	J29 at Miami (Fla.)
N29	Dayton (at Cincinnati, Ohio)	F1 Tennessee*
D4	Indiana (at Indianapolis, Ind)	F5 South Carolina*
D7	UNC Asheville	F8 at Florida*
D11	at Maryland	F13 at Louisiana State*
D18	Louisville	F16 Alabama*
D23	Michigan State	F19 Georgia*
D27	Alaska-Anchorage	F23 at Tennessee*
D30	Missouri (at New Orleans, La)	F26 Arkansas*
J5	Georgia Tech (at Louisville, Ky)	F29 at Mississippi State*
J8	Vanderbilt*	M4 Florida*
J11	at Auburn*	M9-12 at SEC Tournament (Atlanta, Ga)
J15	at South Carolina*	* denotes SEC game

1999-2000 ROSTER

No.	Player	Pos.	Yr.	Ht.	Wt.	Hometown
3	J.P. Blevins	C	So	6-2	181	Edmonton, Ky
4	Steve Masello	C	Sr	6-1	170	White Plains, N.Y.
5	Nate Knight	F	Jr	6-9	220	Sandy, Utah
10	Keith Bogans	C	Fr	6-5	205	Hyattsville, Md.
11	Saul Smith	G	Jr	6-2	175	Athens, Ga
12	Todd Tackett	G	So	6-2	183	Paintsville, Ky
21	Tayshaun Prince	C/F	So	6-9	215	Compton, Calif.
24	Marvin Stone	F/C	Fr	6-10	256	Huntsville, Ala.
32	Desmond Allison	C/F	So	6-5	214	Tampa, Fla.
40	Jules Camara	F	So	6-11	223	Dakar, Senegal
42	Jamaal Magloire	C	Sr	6-10	260	Toronto, Ontario
50	Marquis Estill	F	Fr.	6-9	253	Richmond, Ky.




1999-2000 O P P O N E N T S

UMBC North Carolina



THURS., DEC. 30, 1999, 8:00 P.M.



**WED., JAN. 26, 2000, 7:00 P.M./ESPN
SAT., FEB. 26, 2000, 1:30 P.M./RJ**

GENERAL INFORMATION

Location: Baltimore, Md
Enrollment: 10,400
Colors: Black and Gold with Red
Conference: Northeast
Nickname: Retrievers
Founded: 1966
Home Arena: Retriever Activities Center (4,000)
President: Dr. Freeman Hrabowski
Athletic Director: Dr. Charles Brown

COACHING STAFF

Head Coach: Tom Sullivan (Fordham, 1972)
Overall Record (Years): 197-192 (14 Years)
Record at Present School (Years): 43-67 (4 years)
Best Time to Reach: Monday-Friday, 10:00 a.m. - 12:00 p.m.
Office Phone: 401.455.2864
Assistant Coaches: Randy Monroe (Cheyney, 1985), Doug Nicholas (Gettysburg, 1989), Bill Zotti (Seton Hall, 1995)

GENERAL INFORMATION

Location: Chapel Hill, N.C.
Enrollment: 24,255
Colors: Carolina Blue and White
Conference: Atlantic Coast
Nickname: Tar Heels
Founded: 1789
Home Arena: Dean E. Smith Center (21,572)
Chancellor: William McCoy (interim)
Athletic Director: Dick Baddour

COACHING STAFF

Head Coach: Bill Guthridge (Kansas State, 1960)
Overall Record (Years): 58-14 (2 years)
Record at Present School (Years): 58-14 (2 Years)
Best Time to Reach: Through Media Relations
Office Phone: 919.962.1154
Assistant Coaches: Phil Ford (North Carolina, 1978), Dave Hanners (North Carolina, 1976), Pat Sullivan (North Carolina, 1973)

LAST YEAR

1998-99 Overall Record: 19-9
1998-99 Conference Finish: 1st
1998-99 Postseason: None

1998-99 Conference Record: 17-3
1998-99 Final Rankings: None

THIS YEAR

Starters Returning/Lost: 3/2
Lettermen Returning/Lost: 12/2
Returning Starters: Ht. Wt. Yr. Pos. PPG RPC
Terence Ward 6-1 165 Jr G 14.8 2.5
Brad Martin 6-5 205 Jr F 7.2 5.0
Isaac Green 6-6 225 Sr F 4.2 4.6
Other Key Returnees: Kennedy Okafor (Jr., F), Kerry Martin (Sr., F)
Key Losses: Rod Harrison (Sr., G)

MEDIA SERVICES

Basketball SID: Steve Levy
Office Phone: 410.455.2197
Home Phone: 410.363.6379
Levy's E-mail: slevy@umbc.edu
Office Fax: 410.363.6379
Press Row: 401.455.3840
Radio Play-by-Play: n/a
Office Phone: n/a
Flagship Radio Station: WMBC-AM
Website: www.umbc.edu/Retrievers

SERIES INFO

Last Meeting: Dec. 13, 1997, Maryland 104-UMBC 66 (at College Park, Md.)
Series Record: Maryland leads, 9-0

LAST YEAR

1998-99 Overall Record: 24-10
1998-99 Conference Finish: 3rd

1998-99 Conference Record: 10-6
1998-99 Final Rankings: 13th Associated Press, 18th ESPN/USA Today

THIS YEAR

1998-99 Postseason: NCAA Tournament, No. 3 Seed, West Region, Weber State def. North Carolina, 76-74
Starters Returning/Lost: 4/1
Lettermen Returning/Lost: 10/4
Returning Starters: Ht. Wt. Yr. Pos. PPG RPC
Jason Capel 6-8 230 So F-C 9.1 4.1
Ed Cota 6-1 196 Sr C 10.5 4.3
Brendan Haywood 7-0 271 Jr C 12.0 6.9
Kris Lang 6-11 235 So F-C 10.6 5.4
Other Key Returnees: Max Owens (Jr., F/G), Brian Bersticker (Jr., F)
Key Losses: Ademola Okulaja (Sr., F), Vasco Evtimov (Jr., F)

MEDIA SERVICES

Basketball SID: Steve Kirschner
Office Phone: 919.962.2123
Home Phone: 919.484.0664
Kirschner's E-mail: skirschner@unca.unc.edu
Office Fax: 919.962.0612
Press Row: 919.962.2768
Radio Play-by-Play: Woody Durham
Office Phone: 919.968.4803
Flagship Radio Station: WCHL 1360-AM
Website: www.tarheelblue.com

SERIES INFO

Last Meeting: March 6, 1999; North Carolina 86-Maryland 79 (ACC Tourn. at Charlotte, N.C.)
Series Record: North Carolina leads, 104-47

1999-2000 SCHEDULE

N19-20	at Battle of Baltimore Classic (at Coppin State)	J19	at Mt. St. Mary's*
N19	at Coppin State	J22	Sacred Heart*
N20	vs. Loyola (Md.) / Towson	J25	Wagner*
D1	at Dayton	J29	at St. Francis (Pa.)*
D4	at Rutgers	J31	at Robert Morris*
D8	Washington College	F5	at Quinnipiac*
D11-12	Conference Challenge	F5	at Central Connecticut*
D18	at Towson	F10	Long Island*
D30	at Maryland	F12	St. Francis (Pa.)*
J3	at Navy	F15	Mt. St. Mary's*
J8	at Fairleigh Dickinson*	F17	at Wagner*
J10	at Monmouth*	F19	at Sacred Heart*
J15	Robert Morris*	F24	Fairleigh Dickinson*
J17	St. Francis (Pa.)*	F26	Monmouth*

* denotes Northeast Conference game

1999-2000 SCHEDULE

N22-24	at Maui Invitational (at Lahaina, Hawaii)	J12	at Wake Forest*
	North Carolina vs. Southern Cal.	J15	UCLA
	Georgetown vs. Memphis, Chaminade vs. Florida, Purdue vs. Utah State	J18	at Virginia*
D1	Michigan State (ACC/Big 10 Challenge)	J22	Florida State*
D3-4	at Food Lion MVP Classic (at Charlotte, N.C.) vs. College of Charleston.	J26	Maryland*
D7	Buffalo	J29	at Georgia Tech*
D8	Cincinnati (at Great B. Chicago III)	F3	Duke*
D12	Tennessee Tech	F6	Clemson*
D18	at Miami (Fla.)	F9	at NC State*
D21	Indiana (at Jimmy V Classic, East Rutherford, N.J.)	F12	Wake Forest*
D23	at Louisville	F20	Virginia*
J2	Howard	F23	at Florida State*
J6	Clemson*	F26	at Maryland*
J8	NC State*	M1	Georgia Tech*
		M4	at Duke*
		M9-12	at ACC Tournament (Charlotte, N.C.)

* denotes ACC game

1999-2000 ROSTER

No.	Player	Pos.	Yr.	Ht.	Wt.	Hometown
5	Kareem Washington	C	Fr	6-3	180	White Plains, N.Y.
11	Justin Wilson	C	Fr	6-0	175	Brooklyn, N.Y.
12	Terence Ward	C	Jr	6-1	165	Egg Harbor Twp, N.J.
22	Tim Hyland	C	Jr	6-0	175	Staten Island, N.Y.
24	Jason Womble	C	Sr	6-2	210	Kendall Park, NJ
25	Neil Streeter	C	So	6-2	185	Washington, D.C.
32	Sam Grannum	F	Fr	6-7	195	Wyncote, Pa.
33	Isaac Green	F	Sr	6-6	250	Newark, NJ
34	Kennedy Okafor	F	Jr	6-7	257	Brooklyn, N.Y.
35	Brad Martin	F	Jr	6-5	205	Silver Spring, Md
40	Brett Kindelmann	F	So.	6-10	245	Huntington, N.Y.
42	Andre Williams	F	Fr	6-5	240	Queens, N.Y.
45	Kerry Martin	F	Sr	6-7	215	Mays Landing, N.J.
50	Cbemiga Adekunle	F	So.	6-5	205	Baltimore, Md.

1999-2000 ROSTER

No.	Player	Pos.	Yr.	Ht.	Wt.	Hometown
00	Brendan Haywood	C	Jr	7-0	271	Greensboro, N.C.
5	Ed Cota	C	Sr	6-1	196	Brooklyn, N.Y.
11	Michael Booker	C/F	Fr	6-6	218	Sandersville, Ga
14	Jonathan Holmes	C	Fr	6-11	170	Bloomington, Ind
21	Terrence Newby	C	Sr	6-2	207	Siler City, N.C.
22	Ronald Curry	C	So	6-2	200	Hampton, Va
24	Max Owens	C/F	Jr	6-5	198	Macon, Ga
25	Jason Capel	F/G	So	6-8	230	Chesapeake, Va
40	Joseph Forte	C	Fr	6-4	190	Greenbelt, Md
42	Kris Lang	F/C	So.	6-11	235	Gastonia, N.C.
44	Will Johnson	F	Fr	6-7	210	Hickory, N.C.
50	Brian Bersticker	F/C	Jr	6-10	227	Virginia Beach, Va



1 9 9 9 - 2 0 0 0

NC State

O P P O N E N T S

San Francisco



Herb Sendek



THURS., JAN. 6, 2000, 7:00 P.M./ESPN2
SUN., FEB. 6, 2000, 1:30 P.M./RJ



Justin Gainey



Phillip Matthews



WED., NOV. 17, 1999, 8:00 P.M.
PRESEASON NIT



Ali Thomas

GENERAL INFORMATION

Location: Raleigh, N.C.
Enrollment: 27,529
Colors: Red and White
Conference: Atlantic Coast
Nickname: Wolfpack
Founded: 1887
Home Arena: Entertainment and Sports Arena (19,722)
Chancellor: Dr. Marye Anne Fox
Athletic Director: Les Robinson

COACHING STAFF

Head Coach: Herb Sendek (Carnegie Mellon, 1985)
Overall Record (Years): 116-70 (6 Years)
Record at Present School (Years): 53-44 (3 Years)
Best Time to Reach: Through Sports Information
Office Phone: 919 515 2104
Assistant Coaches: Sean Miller (Pittsburgh, 1992), Larry Harris (Pittsburgh, 1978), John Groce (Taylor, 1994)

GENERAL INFORMATION

Location: San Francisco, Calif.
Enrollment: 7,800
Colors: Green and Gold
Conference: West Coast
Nickname: Dons
Founded: 1855
Home Arena: War Memorial Gymnasium (5,300)
President: Father John Schlegel, S.J.
Athletic Director: Bill Hogan

COACHING STAFF

Head Coach: Phillip Matthews (UC Irvine, 1972)
Overall Record (Years): 63-53 (4 Years)
Record at Present School (Years): 63-53 (4 Years)
Best Time to Reach: Mornings
Office Phone: 415 422 6950
Assistant Coaches: John Wade (Eastern Washington, 1983), Calvin Boyd (Villanova, 1973), Justin Piergrossi (Pennsylvania, 1997)

LAST YEAR

1998-99 Overall Record: 19-14
1998-99 Conference Finish: 5th
1998-99 Postseason: NIT, Second Round, NC State def. Providence, 92-86, Princeton def. NC State, 61-58

1998-99 Conference Record: 6-10
1998-99 Final Rankings: None

THIS YEAR

Starters Returning/Lost: 5/0
Lettermen Returning/Lost: 8/3
Returning Starters

Player	Ht.	Wt.	Yr.	Pos.	PPG	RPG
Justin Gainey	6-0	180	Sr	G	8.8	3.8
Anthony Grundy	6-3	168	So	G	8.0	3.0
Kenny Inge	6-8	217	Jr	F	11.0	6.1
Damon Thornton	6-8	237	JrR	F	7.0	6.3
Tim Wells	6-7	203	Sr	F	8.2	2.6

Other Key Returnees: Archie Miller (So R, C), Ron Kelley (Jr, F)
Key Losses: Ron Anderson (So, F), Ken Bean (Fr, F)

1998-99 Overall Record: 12-18
1998-99 Conference Finish: 7th
1998-99 Postseason: None

LAST YEAR

1998-99 Conference Record: 4-10
1998-99 Final Rankings: None

THIS YEAR

Starters Returning/Lost: 4/1
Lettermen Returning/Lost: 8/5
Returning Starters

Player	Ht.	Wt.	Yr.	Pos.	PPG	RPG
Ali Thomas	6-2	175	Jr	G	10.9	3.4
LyRyan Russell	6-0	160	Jr	G	7.2	4.5
James Lee	6-6	200	Jr	F	10.0	6.0
Russell Hinder	6-10	255	So	F	6.7	5.7

Other Key Returnees: Hondre Brewer (So, C), Eugene Brown (So, F)
Key Losses: Gerald Zimmerman (Sr, G), Terrence Moore (Jr, F)

MEDIA SERVICES

Basketball SID: Jason Simon
Office Phone: 919 515 2102
Home Phone: 919 858 0253
Simon's E-mail: jason_simon@ncsu.edu
Office Fax: 919 515 2898
Press Row: 919 861 6190
Radio Play-by-Play: Gary Hahn
Office Phone: 919 831 9653
Flagship Radio Station: WPTF-AM
Website: www.gopack.com

SERIES INFO

Last Meeting: Feb. 10, 1999, Maryland 63-NC State 50 (at Raleigh, N.C.)
Series Record: NC State leads, 66-57

MEDIA SERVICES

Basketball SID: Peter Simon
Office Phone: 415 422 6161
Home Phone: 650 875 3667
Simon's E-mail: simon@usfca.edu
Office Fax: 415 422 2929
Press Row: 415 422 2919
Radio Play-by-Play: Pat Olsen
Office Phone: 415 995 6805
Flagship Radio Station: KNEW-AM
Website: www.usfdons.com

SERIES INFO

Last Meeting: Dec. 21, 1973, Maryland 78-San Francisco 60 (at Oakland, Calif.)
Series Record: Maryland leads, 1-0

1999-2000 SCHEDULE

No.	Opponent	Date	Location
N19	Georgia	J22	Georgia Tech*
N23	Old Dominion	J26	at Clemson*
N26	Stetson	J29	Arizona State
D1	at Purdue (ACC Big 10 Challenge)	F2	Florida State*
D4	Providence	F6	at Maryland*
D12	UNC Asheville	F10	North Carolina*
D17	Liberty	F12	at Virginia*
D22	at Tulane	F15	at Wake Forest*
D28	Yale	F19	Duke*
D30	Western Carolina	F24	at Georgia Tech*
J6	Maryland*	F27	Clemson*
J8	at North Carolina*	M5	at Florida State*
J12	Virginia*	M9-12	at ACC Tournament (Charlotte, NC)
J16	Wake Forest*		* denotes ACC game
J19	at Duke*		

1999-2000 SCHEDULE

No.	Opponent	Date	Location
N17-26	Preseason NIT		
N17	at Maryland		
N21	at Nevada		
N28	at UC Santa Barbara		
N30	Lamar		
D3-4	Northwestern Mutual Classic		
D3	vs Indiana, Purdue Indianapolis		
D4	Consolation/Championship		
D8	at Fresno State		
D14	Rhode Island		
D20	at Nebraska		
D23	San Francisco State		
D30	at Cal Poly SLO		
J3	Wisconsin-Green Bay		
J7	Boise State		
J13	at Gonzaga*		
J15	at Portland*		
J21	Loyola Marymount*		
J22	Pepperdine*		
J28	at Pepperdine*		
J29	at Loyola Marymount*		
F4	St. Mary's*		
F5	San Diego*		
F10	at San Diego*		
F12	at St. Mary's*		
F16	Santa Clara*		
F18	at Santa Clara*		
F25	Portland*		
F26	Gonzaga*		
M4-6	at West Coast Conf. Tourn. (Santa Clara)		
	* denotes West Coast Conference game		

1999-2000 ROSTER

No.	Player	Pos.	Yr.	Ht.	Wt.	Hometown
1	Damen Wilkins	F	Fr	6-6	220	Orlando, Fla.
2	Anthony Grundy	G	So	6-2	170	Louisville, Ky.
3	Damon Thornton	F	JrR	6-8	237	Norfolk, Va.
4	Carl Lentz	G	So	6-1	183	Virginia Beach, Va.
5	Brian Keeter	C	So	6-1	165	Cary, N.C.
11	Archie Miller	C	So R	5-9	154	Beaver Falls, Pa.
12	Justin Gainey	C	Sr	6-0	180	High Point, N.C.
15	Idris Talib	F	So	6-5	185	Wilson, N.C.
21	Kenny Inge	F	Jr	6-8	220	Virginia Beach, Va.
22	John Hampton	C	So	6-2	170	Bryson City, N.C.
25	Tim Wells	F	Sr	6-6	203	Winston-Salem, N.C.
30	Clifford Crawford	C	Fr	6-3	185	Winston-Salem, N.C.
32	Marshall Williams	C	Fr	6-4	202	Milwaukee, Wisc.
33	Cornelius Williams	C	Jr	6-11	246	Ft. McClellan, Ala.
40	Ron Kelley	C	Jr	6-8	237	Emory, Texas
45	Benjamin Petty	F	So	6-8	195	Winston-Salem, N.C.

1999-2000 ROSTER

No.	Player	Pos.	Yr.	Ht.	Wt.	Hometown
3	Darrell Tucker	F	Fr	6-9	215	Oakland, Calif.
11	LyRyan Russell	G	Jr	6-0	160	San Francisco, Calif.
13	Shamnell Stallworth	G	Fr	6-5	185	Fresno, Calif.
15	Sean Van Cundy	G	Jr	6-1	161	Ventura, Calif.
25	Chris Bandeaux	C	Jr	5-10	170	New Iberia, La.
30	James Lee	F	Jr	6-6	200	Los Angeles, Calif.
31	Shomari Sarpy	F	Fr	6-9	210	Pomona, Calif.
32	Ali Thomas	C	Jr	6-2	175	San Francisco, Calif.
33	John Cox	C	Fr	6-4	195	Philadelphia, Pa.
34	Eddy Harris	G	Fr	6-0	174	San Francisco, Calif.
35	Hondre Brewer	C	So	6-11	225	Oakland, Calif.
44	Glen Summerall	F	So	6-4	190	Fontana, Calif.
50	Russell Hinder	F	So	6-10	225	Sydney, Australia
52	Eugene Brown	F	So	6-9	220	Avondale, Ariz.
54	Kenyon Jones	C	Sr	6-10	270	Savannah, Ga.



1999-2000 O P P O N E N T S

Seton Hall

Temple



Tommy Amaker



POSSIBLE OPPONENT AT BR&T CLASSIC
SUN., DEC. 5, 1999, TBA/RAYCOM



Shaheen Holloway



John Chaney



SUN., FEB. 13, 2000, 3:30 P.M./ABC



Pepe Sanchez

GENERAL INFORMATION

Location: South Orange, N.J.
Enrollment: 9,527
Colors: Blue and White
Conference: Big East
Nickname: Pirates
Founded: 1856
Home Arena: Continental Airlines Arena (20,029), Walsh Gym (2,600)
President: Msgr. Robert Sheeran
Athletic Director: Jeff Fogelson

COACHING STAFF

Head Coach: Tommy Amaker (Duke, 1987)
Overall Record (Years): 30-30 (2 Years)
Record at Present School (Years): 30-30 (2 Years)
Best Time to Reach: Through Sports Information
Office Phone: 973 761 9070
Assistant Coaches: Rob Jackson (Northeastern, 1974), Fred Hill (Montclair State, 1981), Chris Collins (Duke, 1996)

GENERAL INFORMATION

Location: Philadelphia, Pa.
Enrollment: 30,000
Colors: Cherry and White
Conference: Atlantic 10
Nickname: Owls
Founded: 1884
Home Arena: The Forum at The Apollo of Temple (10,206)
President: Peter J. Liacouras
Athletic Director: Dave O'Brien

COACHING STAFF

Head Coach: John Chaney (Bethune-Cookman, 1955)
Overall Record (Years): 605-219 (27 Years)
Record at Present School (Years): 380-160 (17 Years)
Best Time to Reach: Through Sports Media Relations
Office Phone: 215 204 7443
Assistant Coaches: Dean Demopoulos (West Chester, 1977), Nate Blackwell (Temple, 1990), Dan Lebowitz (Pennsylvania, 1996)

LAST YEAR

1998-99 Overall Record: 15-15
1998-99 Conference Finish: Bth
1998-99 Postseason: NIT Tournament, Old Dominion def. Seton Hall, 75-56

1998-99 Conference Record: B-10
1998-99 Final Rankings: None

LAST YEAR

1998-99 Overall Record: 24-11
1998-99 Conference Finish: 1st (East Division)
1998-99 Postseason: NCAA Tournament, No. 6 Seed East Region, Temple def. Kent, 61-54; Temple def. Cincinnati, 64-54; Temple def. Purdue, 77-55; Duke def. Temple, 85-64

1998-99 Conference Record: 13-3
1998-99 Final Rankings: No. 14 ESPN/USA Today

THIS YEAR

Starters Returning/Lost: 4 / 1

Lettermen Returning/Lost: 6 / 4

Returning Starters	Ht.	Wt.	Yr.	Pos.	PPG	RPG
Rimas Kaukenas	6-4	214	Sr.	G	13.5	4.7
Cary Saunders	6-5	211	Sr.	G	15.5	5.0
Shaheen Holloway	5-10	173	Sr.	G	9.3	2.8
Charles Manga	6-10	248	So.	C	3.5	5.3

Other Key Returnees: Ty Shine (So., G), Reggie Garrett (Jr., F)
Key Losses: Duane Jordan (Sr., F)

THIS YEAR

Starters Returning/Lost: 4 / 1

Lettermen Returning/Lost: 9 / 2

Returning Starters	Ht.	Wt.	Yr.	Pos.	PPG	RPG
Lamont Barnes	6-10	230	Sr.	F	12.9	6.7
Mark Karcher	6-5	220	Jr.	F	13.4	9.8
Kevin Lyde	6-9	240	So.	C	7.4	5.9
Juan "Pepe" Sanchez	6-4	198	Sr.	G	8.2	5.2

Other Key Returnees: Lynn Greer (Jr., G), Quincy Wadley (Sr., G)
Key Losses: Rasheed Brokenborough (Sr., G), Damien Reid (GS, F)

MEDIA SERVICES

Basketball SID: Marie Wozniak
Office Phone: 973 761 9493
Home Phone: 973 301 9112
Wozniak's E-mail: wozniama@shu.edu
Office Fax: 973 761 9061
Press Row: 201 B42 5720 (Continental Airlines Arena)
Radio Play-by-Play: Warner Fusselle
Flagship Radio Station: WABC-AM (770)
Website: www.shu.edu

SERIES INFO

Last Meeting: Dec. 29, 1975, Maryland 104-Seton Hall 69 (at College Park, Md.)
Series Record: Maryland leads, 2-1

MEDIA SERVICES

Basketball SID: Brian Kirschner
Office Phone: 215 204 7445
Home Phone: 215 635 2652
Office Fax: 215 204 7499
Kirschner's E-mail: bkirschn@nimbus.temple.edu
Press Row: 215 204 7445
Radio Play-by-Play: Don Henderson
Office Phone: 609 882 1053
Flagship Radio Station: WRTI-90.1 FM
Website: www.owlsports.com

SERIES INFO

Last Meeting: Feb. 28, 1998, Maryland 83-Temple 66 (at Baltimore, Md.)
Series Record: The series is tied 2-2

1999-2000 SCHEDULE

N19	Ouinipiack	J18	St. John's*
N27	Drexel	J22	at Syracuse*
N29	St. Peter's	J26	at Boston College*
D4-5	at BB&T Classic (MCI Arena, Washington, D.C.)	J30	at Connecticut*
D4	vs. George Washington	F1	Providence
D5	Consolation/Championship	F5	West Virginia*
D11	at Florida State	F9	at Rutgers*
D13	Columbia	F12	Boston College
D20	Army	F14	Connecticut*
D23	Stony Brook	F19	Notre Dame*
D30	Wagner	F23	Minnesota
J4	Villanova*	F26	at Villanova*
J8	at Georgetown*	F29	at St. John's*
J11	Miami*	MB-11	at Big East Tournament (New York, N.Y.)
J16	at Pittsburgh*		* denotes Big East game

1999-2000 SCHEDULE

N21	Miami (Ohio)	J22	Virginia Tech*
N26	vs. Indiana (Tip-Off Classic, Springfield, Mass.)	J25	Xavier*
N29	at Florida State	J29	Duquesne*
D4	at Wake Forest	F1	at Massachusetts*
D8	vs. Conzaga (Great B., Chicago, Ill.)	F5	at Rhode Island*
D15	Villanova	F10	Fordham*
D22	Penn State	F13	Maryland
D27	at Cleveland State	F17	at Dayton*
D29	at Wisconsin	F20	at Cincinnati
J5	Rhode Island*	F24	St. Bonaventure*
J8	St. Joseph's*	F26	Massachusetts*
J12	at Fordham*	F29	at St. Joseph's*
J15	at St. Bonaventure*	M4	at George Washington*
J18	at La Salle*	MB-11	at Atlantic 10 Conference Tournament
J20	Pennsylvania		* denotes Atlantic 10 game

1999-2000 ROSTER

No.	Player	Pos.	Yr.	Ht.	Wt.	Hometown
0	Ty Shine	G	So.	6-0	173	Augusta, Ga.
1	Samuel Dalembert	C	Fr.	6-11	230	Port-au-Prince, Haiti
10	Shaheen Holloway	G	Sr.	5-10	173	Queens, N.Y.
15	Gary Saunders	G	Sr.	6-5	211	New York, N.Y.
20	Al Harris	F	Fr.	6-8	215	Hollywood, Fla.
21	Rimas Kaukenas	G	Sr.	6-4	214	Vilnius, Lithuania
30	Darius Lane	G	So.	6-4	217	Brooklyn Center, Minn.
31	Charles Manga	F	So.	6-10	248	Douala, Cameroon
32	Reggie Garrett	F	Jr.	6-6	192	Somerset, N.J.
41	Brian Campbell	G	Sr.	6-3	223	Manassquan, N.J.
42	Kevin Wilkins	F	Jr.	6-7	220	Atlantic City, N.J.
50	Greg Morton	F	Fr.	6-7	225	Bronx, N.Y.

1999-2000 ROSTER

No.	Player	Pos.	Yr.	Ht.	Wt.	Hometown
1	Greg Jefferson	G	Fr.	6-1	190	Los Angeles, Calif.
4	Juan "Pepe" Sanchez	G	Sr.	6-4	198	Bahia Blanca, Argentina
1	Ronald Blakshear	G	Fr.	6-4	190	Camilla, Ga.
14	Lynn Greer	C	Jr.	6-1	165	Philadelphia, Pa.
15	Keaton Sanders	F	Sr.	6-6	225	Fort Valley, Ga.
23	Alex Wesby	F	So.	6-6	190	Philadelphia, Pa.
25	Mark Karcher	F	Jr.	6-5	220	Baltimore, Md.
30	Ronald Rollerson	C	So.	6-10	290	Pennsauken, N.J.
32	Lamont Barnes	F	Sr.	6-10	230	Hopkinsville, Ky.
33	Quincy Wadley	G	Sr.	6-4	195	Harrisburg, Pa.
40	Thomas Rouldra	F	Jr.	6-7	205	Natchez, Miss.
42	Kevin Lyde	C	So.	6-9	240	Washington, D.C.
44	Mamsdou Cellou Barry	F	6-8	6-8	234	Conakry, Guinea



1 9 9 9 - 2 0 0 0

O P P O N E N T S

Tulane

Virginia



Perry Clark



POSSIBLE OPPONENT IN PRESEASON NIT
FRIDAY, NOV. 19, 1999, TBA




Ledyarl Billingsley



Pete Gillen



WED., FEB. 2, 2000, 8:00 P.M./RAYCOM
SAT., MARCH 4, 2000, 7:00 P.M./ESPN



Donald Hand

GENERAL INFORMATION

Location: New Orleans, La
Enrollment: 11,300
Colors: Olive Green and Sky Blue
Conference: Conference USA
Nickname: Green Wave
Founded: 1834
Home Arena: Fogelman Arena (3,600)
President: Dr. Scott S. Cowen
Athletic Director: Scott Devins (Interim)

COACHING STAFF

Head Coach: Perry Clark (Gettysburg, 1974)
Overall Record (Years): 165-134 (10 Years)
Record at Present School (Years): 165-134 (10 Years)
Best Time to Reach: Through Sports Information
Office Phone: 504 865 5505
Assistant Coaches: Julius Smith (Morehouse, 1978),
Greg Cary (Tulane, 1992), Kim Lewis (Tulane, 1995)

GENERAL INFORMATION

Location: Charlottesville, Va
Enrollment: 18,463
Colors: Orange and Blue
Conference: Atlantic Coast
Nicknames: Cavaliers, Wahoons, 'Hoos
Founded: 1819
Home Arena: University Hall (8,457)
President: John T. Casteen, III
Athletic Director: Terry Holland

COACHING STAFF

Head Coach: Pete Gillen (Fairfield, 1968)
Overall Record (Years): 288-144 (14 years)
Record at Present School (Years): 14-16 (1 Year)
Best Time to Reach: Through Media Relations Of-
fice
Office Phone: 804 982 5400
Assistant Coaches: Tom Hernon (Merrimack, 1989),
Walt Fuller (Drexel, 1987), Scott Shepherd (Robert Morris, 1991)

LAST YEAR

1998-99 Overall Record: 12-15
1998-99 Conference Finish: T-2nd (National Division)
1998-99 Postseason: None
1998-99 Conference Record: 6-10
1998-99 Final Rankings: None

THIS YEAR

Returning Starters	Ht.	Wt.	Yr.	Pos.	PPG	RPG
Ledyarl Billingsley	6-7	250	Jr	F	110	6.8
Morris Jordan	6-10	235	Sr	F/C	74	4.1
Dylan Osean	6-4	195	Sr	G	84	2.2
Waitari Marsh	6-2	195	So	G	62	3.0

Other Key Returnees: Sterling Davis (Sr., F), Wade Mason (Sr., G)
Key Losses: Byron Mouton (So., G/F), Ted Kritza (Sr., F)

MEDIA SERVICES

Basketball SID: Richard Paige
Office Phone: 504 865 5506
Home Phone: 504 864 8166
Paige's E-mail: rpaige@mailhost.tcs.tulane.edu
Office Fax: 504 862 8122
Press Row: 504 862 8122
Radio Play-by-Play: Ken Berthelot
Office Phone: 504 865 5625
Flagship Radio Station: WWL-AM
Website: www.tulane.greenwave.com

SERIES INFO

Last Meeting: First Meeting
Series Record: First Meeting

1999-2000 SCHEDULE

No.	Opponent	Date	Location
N17-26	Preseason NIT	J19	South Florida*
N17	Fordham at Tulane	J23	Alabama Birmingham*
N21	Prairie View A&M	J24	New Orleans
N24	Nicholls State	J29	Houston*
N30	at Virginia Commonwealth	F2	at DePaul
D4	Centenary	F5	Southern Mississippi*
D8	Texas A&M	F9	Memphis
D11	at Lamar	F12	at Alabama Birmingham
D22	NC State	F16	at South Florida*
D29	Howard	F19	Saint Louis*
D31	Southern Methodist	F26	at UNC Charlotte*
J3	at Louisville*	M1	at Memphis*
J8	at Houston*	M4	Marquette*
J12	Cincinnati*	M8-11	at Conference USA Tour. (Memphis, Tenn.)
J15	at Southern Mississippi*		* denotes Conference USA game

1999-2000 ROSTER

No.	Player	Pos.	Yr.	Ht.	Wt.	Hometown
0	Wade Mason	G	Sr	6-2	185	New Orleans, La
3	Waitari Marsh	G	So	6-2	195	Chicago, Ill
4	Ledyarl Billingsley	F	Jr	6-7	250	Chicago Ill.
5	Brandon Brown	F	Fr	6-8	225	Houma, La
11	Brandon Spann	G	Fr	6-1	185	New Orleans, La
13	Linton Johnson	F	So	6-8	195	Chicago, Ill
15	Trello Galloway	F	Fr	6-7	200	Myrtle Beach, S.C.
25	Dylan Osean	G	Sr	6-7	240	Bedford, Texas
32	Sterling Davis	F	Sr	6-7	240	Duncanville, Texas
40	Marlo Miles	G	Sr	6-1	195	Chicago, Ill.
44	Morris Jordan	F/C	Sr.	6-10	235	New Orleans, La.

LAST YEAR

1998-99 Overall Record: 14-16
1998-99 Conference Finish: 9th
1998-99 Postseason: None
1998-99 Conference Record: 4-12
1998-99 Final Rankings: None

THIS YEAR

Returning Starters	Ht.	Wt.	Yr.	Pos.	PPG	RPG
Willie Dersch	6-6	210	Sr	F/G	10.2	2.8
Donald Hand	5-11	178	Jr	G	17.1	4.8
Chezley Watson	6-2	201	Jr	G	8.3	3.0
Chris Williams	6-6	198	So	F/G	16.8	7.5

Other Key Returnees: Adam Hall (So., F/G), Colin Ducharme (Jr., C/F)
Key Losses: Kris Hunter (Sr., C)

MEDIA SERVICES

Basketball SID: Rich Murray
Office Phone: 804 982 5500
Home Phone: 804 978 2966
Office Fax: 804 982 5525
Press Row: 804 296 5910
Radio Play-by-Play: Mac McDonald
Office Phone: 804 982 4680
Flagship Radio Station: WINA-AM and WOMZ-FM
Website: www.virginiasports.com

SERIES INFO

Last Meeting: Feb. 6, 1999; Maryland 88-Virginia 72 (College Park, Md.)
Series Record: Maryland leads, 92-57

1999-2000 SCHEDULE

No.	Opponent	Date	Location
N19	Elon College	J15	at Clemson*
N21	Virginia Military Institute	J18	North Carolina*
N25-27	Puerto Rico Shootout	J24	Virginia Tech (at Richmond)
	Virginia vs South Carolina, American University of Puerto Rico, Arizona State, DePaul, Michigan State, Providence, Texas	J26	Florida State*
N30	at Minnesota	J30	at Wake Forest*
D4	at St. John's	F2	at Maryland*
D8	Loyola (Md.)	F5	at Duke*
D10	at Hampton	F9	at Georgia Tech*
D21	at Richmond	F12	NC State*
D28	Belmont University	F15	Clemson*
J2	Dartmouth	F20	at North Carolina*
J5	Duke*	F26	at Florida State*
J8	Georgia Tech*	M2	Wake Forest*
J12	at NC State*	M4	Maryland*
		M9-12	at ACC Tournament (Charlotte, N.C.)

* denotes ACC game

1999-2000 ROSTER

No.	Player	Pos.	Yr.	Ht.	Wt.	Hometown
4	Stephan Dondon	F	Jr	6-8	239	Toulouse, France
5	Jason Dowling	G	So	6-2	191	Brooklyn, N.Y.
10	Chezley Watson	G	Jr	6-2	201	Gainesville, Ga
11	Majestic Mapp	G	Fr	6-1	185	Bronx, N.Y.
12	Keith Friel	G	Jr	6-4	195	Durham, N.H.
13	Donald Hand	G	Jr	5-11	178	Paterson, N.J.
21	Roger Mason	G	Fr	6-4	195	Silver Spring, Md
22	Josh Hare	G	Jr	6-2	205	Vernon, Conn.
24	Willie Dersch	G/F	Sr	6-6	210	Floral Park, N.Y.
30	Jason Rogers	C/F	Fr.	6-10	240	Staunton, Va.
31	Adam Hall	F/G	So	6-5	198	Katy, Texas
32	Cade Lemcke	G	So	6-6	187	Hilton, N.Y.
33	Chris Williams	F/G	So	6-6	198	Birmingham, Ala
35	Travis Watson	F	Fr	6-7	245	Brookneal, Va.
52	Colin Ducharme	C/F	Jr.	6-9	243	Richmond, Va.



1 9 9 9 - 2 0 0 0

Wake Forest



O P P O N E N T S

Winthrop



WED., JAN. 19, 2000, 9:00 P.M./RJ
SAT., FEB. 19, 2000, 4:00 P.M./RJ




Robert O'Kelley



Gregg Marshall



TUE., DEC. 7, 1999; 8:00 P.M.



Tyson Waterman

GENERAL INFORMATION

Location: Winston-Salem, N.C.
Enrollment: 3,836
Colors: Old Gold and Black
Conference: Atlantic Coast
Nickname: Demon Deacons
Founded: 1834
Home Arena: Lawrence Joel Coliseum (14,407)
President: Dr. Thomas Hearn, Jr.
Athletic Director: Ron Wellman

COACHING STAFF

Head Coach: Dave Odom (Guilford, 1965)
Overall Record (Years): 237-149 (13 Years)
Record at Present School (Years): 199-107 (10 Years)
Best Time to Reach: Through Media Relations
Office Phone: 336 758 5622
Assistant Coaches: Frank Haith (Elon, 1988), Ernie Nestor (Alderson-Broaddus, 1968), Russell Turner (Hampden-Sydney, 1992)

GENERAL INFORMATION

Location: Rock Hill, S.C.
Enrollment: 5,600
Colors: Garnet and Gold
Conference: Big South
Nickname: Eagles
Founded: 1886
Home Arena: Winthrop Coliseum (6,100)
President: Dr. Anthony J. DiGiorgio
Athletic Director: Tom Hickman

COACHING STAFF

Head Coach: Gregg Marshall (Randolph-Macon, 1985)
Overall Record (Years): 21-8 (1 Year)
Record at Present School (Years): 21-8 (1 Year)
Best Time to Reach: Monday-Friday, 9:00 a.m. - 12:00 p.m.
Office Phone: 803 323 2129 ext. 6245
Assistant Coaches: Jeff Meyer (Taylor, 1976), Shaun Golden (Georgia, 1993), Damon Stephenson (Pikeville, 1992)

LAST YEAR

1998-99 Overall Record: 17-14
1998-99 Conference Finish: 4th
1998-99 Postseason: NIT, Second Round, Wake Forest def. Alabama, 73-57; Xavier def. Wake Forest, 87-76

1998-99 Conference Record: 7-9
1998-99 Final Rankings: None

THIS YEAR

Starters Returning/Lost: 4/1
Lettermen Returning/Lost: 11/1

Returning Starters	Ht.	Wt.	Yr.	Pos.	PPG	RPG
Craig Dawson	6-5	205	So	C	8.1	2.4
Robert O'Kelley	6-1	187	Jr	C	17.5	2.3
Darius Songala	6-9	239	So	F	12.1	5.3
Rafael Vidaurreta	6-9	255	Jr	C	7.8	7.3

Other Key Returnees: Niki Arinze (So., F), Broderick Hicks (So., G)
Key Losses: Joseph Amonett (Sr., G/F)

MEDIA SERVICES

Basketball SID: Chris Capo
Office Phone: 336 758 5640
Home Phone: 336 774 9054
SID E-mail: capojc@wfu.edu
Office Fax: 336 758 5140
Press Row: 336 727 2945
Radio Play-by-Play: Stan Cotten
Office Phone: 336 768 3400
Flagship Radio Station: WXII-AM
Website: www.wakeforestsports.com

SERIES INFO

Last Meeting: Jan. 31, 1999, Wake Forest 85-Maryland 72 (at Winston-Salem, N.C.)
Series Record: Wake Forest leads 50-48

1999-2000 SCHEDULE

No.	Opponent	Date	Location
N20	Campbell	J19	at Maryland*
N22	at Navy	J22	Duke*
N27	Md.-Eastern Shore	J27	at Georgia Tech*
N30	Wisconsin (ACC/Big Ten Challenge)	J30	Virginia*
D4	Temple	F2	at Davidson
D11	Georgia (at Atlanta, Ga.)	F5	at Florida State*
D15	UNC Greensboro	F8	Clemson*
D17	High Point	F12	at North Carolina*
D20	at Arkansas	F15	NC State*
D28-30	at Rainbow Classic (Honolulu, Hawaii)	F19	Maryland*
	Wake Forest vs Oregon, Bradley, Colorado, Gonzaga, Hawaii, Ohio, Villanova	F22	at Duke*
	Florida State*	F27	Georgia Tech*
J4	at Clemson*	M2	at Virginia*
J9	at North Carolina*	M9-12	at ACC Tournament (Charlotte, N.C.)
J12	at NC State*		* denotes ACC game

1999-2000 ROSTER

No.	Player	Pos.	Yr.	Ht.	Wt.	Hometown
3	Broderick Hicks	C	So	6-1	177	Houston, Tex.
4	Robert O'Kelley	C	Jr	6-1	187	Memphis, Tenn.
5	Josh Howard	F	Fr	6-6	215	Winston-Salem, N.C.
10	Jim Fitzpatrick	C	Fr	6-0	181	Fairfax, Va.
23	Tim Fuller	C	Sr	6-4	205	Woodbridge, Va.
25	Darius Songala	F	So.	6-9	239	Manjampole, Lithuania
31	Ervin Murray	C	So	6-5	195	Teachey, N.C.
33	Niki Arinze	F	So	6-5	230	Nashville, Tenn.
34	Antwan Scott	F	So	6-8	208	New Bern, N.C.
41	Rafael Vidaurreta	C	Jr	6-9	255	Zaragoza, Spain
42	Craig Dawson	C	So	6-5	205	Kinston, N.C.
44	Josh Shoemaker	C	Jr	6-9	233	Gate City, Va.
52	Tate Decker	F/C	Jr.	6-10	225	Webster Groves, Mo.

LAST YEAR

1998-99 Overall Record: 12-8
1998-99 Conference Finish: 1st
1998-99 Postseason: NCAA Tournament, No. 16 Seed, South Region, Auburn def. Winthrop, 80-41

THIS YEAR

Starters Returning/Lost: 3/2
Lettermen Returning/Lost: 9/4

Returning Starters	Ht.	Wt.	Yr.	Pos.	PPG	RPG
Tyson Waterman	6-0	185	Sr	C	3.8	4.3
Roger Toxey	6-3	180	Jr	C	4.2	2.3
Eyo Effiong	6-9	235	So	C	4.0	3.4

Other Key Returnees: Robbie Waldrop (Jr., G/F), Adnan Stockman (Sr., G)
Key Losses: Heson Groves (Sr., F), Jacques Vandescure (Sr., F)

MEDIA SERVICES

Basketball SID: Jack Frost
Office Phone: 803 323 2129 X6245
Home Phone: 803 417 6171
Office Fax: 803 323 2433
Press Row: 803 323 2156
Radio Play-by-Play: Mike Cranston
Office Phone: 704 814 0957
Flagship Radio Station: WRH-AM, WRHM-AM
Website: www.winthrop.edu/athletics

SERIES INFO

Last Meeting: First Meeting
Series Record: First Meeting

1999-2000 SCHEDULE

No.	Opponent	Date	Location
N20	Lee	J22	High Point*
N25	Central Florida	J24	at Elon*
N27	The Citadel	J27	Coastal Carolina*
D2	at Georgia Southern	J29	UNC Asheville*
D4	at Dayton	F2	Charleston Southern*
D7	at Maryland	F5	Liberty*
D16	at Campbell	F9	Radford*
D18	at Clemson	F12	at High Point*
D21	UNC Greensboro	F16	Elon*
D29	USA Aiken	F19	Charleston Southern*
J4	at Columbia	F23	Coastal Carolina*
J7	Lees-McCrae	F26	UNC Asheville*
J10	William & Mary	M2-4	at Big South Tournament Asheville, N.C.
J15	Radford*		* denotes Big South game
J17	Liberty*		

1999-2000 ROSTER

No.	Player	Pos.	Yr.	Ht.	Wt.	Hometown
4	Derrick Knox	G/F	Sr	6-3	185	Decatur, Ga.
10	Pierre Wooten	C	So	6-3	160	Cincinnati, Ohio
20	Roger Toxey	C	Jr	6-3	180	Monroe, N.C.
21	Robbie Waldrop	C/F	Jr	6-4	150	Gastonia, N.C.
22	Adrian Stockman	G	Sr	6-0	180	Medina, Ohio
30	Anthony Moore	F	Fr	6-6	185	Winston-Salem, N.C.
32	Eric Fisher	F	Sr	6-6	200	Maudlin, S.C.
33	Bryan Fisher	C/F	So	6-7	220	Glendale, Ala.
41	Tyson Waterman	C	Sr.	6-0	185	Hemingway, S.C.
42	Juontonio Pinckney	C	Sr	6-6	245	Seabrook, S.C.
44	Eyo Effiong	F/C	So	6-9	235	Lagos, Nigeria
55	Owen Barnes	C	Jr.	6-9	220	Malverne, N.Y.



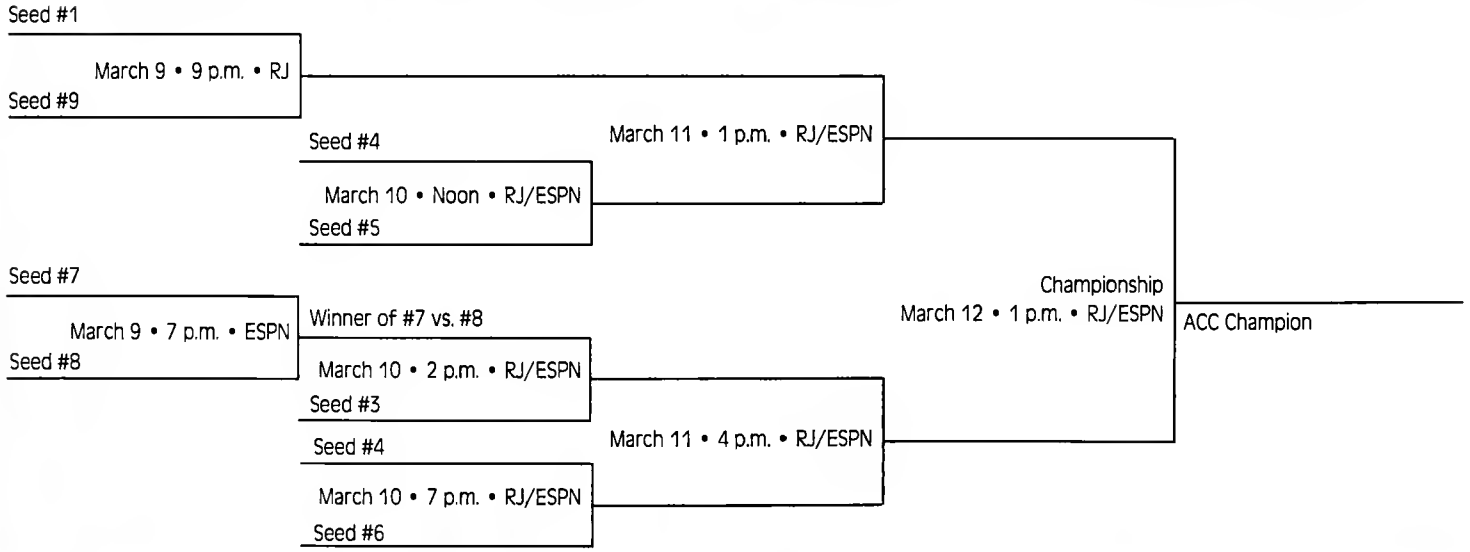
1 9 9 9 - 2 0 0 0 O P P O N E N T S


2000 NCAA Tournament Bracket



2000 ACC Tournament Bracket

47th Annual Basketball Tournament • March 9-12, 2000 • Charlotte Coliseum






A L L - T I M E

R E C O R D

B O O K



Terp Tidbits

• **Joe Smith (left), the 1995 NBA No. 1 overall draft pick, holds Maryland records for scoring by a freshman and sophomore.**

• **Terence Morris needs just 243 points to become the 35th player in Maryland history to top the 1,000-point plateau.**

• **Twice last season Maryland broke its school record for margin of victory, defeating Western Carolina by 67 points on Nov. 14, 1998 and North Texas by 75 points on Dec. 23, 1998.**

Inside...

Year-By-Year Results	102
All-Time Coaching History	103
Overall Individual Records	104
Individual Leaders	105
Freshman Class Records	110
Sophomore Class Leaders	111
Junior Class Leaders	112
Senior Class Leaders	113
Yearly Leaders	114
Team Records	116
Margin of Victory	117
100-Point Games	117
Year-By-Year Statistics	118
Game-By-Game Results	119
Series Vs. Opponents	126
Series Records	132
ACC Series Anatomies	133
In-Season Tournaments	134
Post-Season Tournament	135
NCAA Tournament Records	136
National Rankings	136


All-Time Record Book



A L L - T I M E R E C O R D B O O K

Year-By-Year Results

Year	Overall			AP Rank	Conference				Conference Tournament				Coach	Postseason		
	Win	Loss	Pct.		PPG	PPG	Win	Loss	Pct.	Finish	Win	Loss			Pct.	Finish
1904-05	0	2	.000													
1910-11	3	9	.250		21.8	36.3										
1913-14																
1918-19	1	5	.167		14.3	29.3										
1923-24	5	7	.417		23.3	23.7	1	2	.333	11th	1	1	.500	Quarterfinals	H. Burton Shipley	
1924-25	12	5	.706		23.6	21.0	3	1	.750	4th	0	1	.000	First Round	H. Burton Shipley	
1925-26	14	3	.824		29.1	20.6	7	1	.875	4th	0	1	.000	First Round	H. Burton Shipley	
1926-27	10	10	.500		27.3	31.1	6	4	.600	9th	0	1	.000	First Round	H. Burton Shipley	
1927-28	14	4	.778		27.8	22.0	8	1	.889	4th			DNP		H. Burton Shipley	
1928-29	7	9	.438		24.8	28.8	2	5	.286	21st	0	1	.000	First Round	H. Burton Shipley	
1929-30	16	6	.727		34.2	26.2	9	5	.643	10th	0	1	.000	First Round	H. Burton Shipley	
1930-31	18	4	.818		32.6	24.9	8	1	.889	2nd	2	0	1.000	Champions	H. Burton Shipley	
1931-32	16	4	.800		34.5	20.1	8	2	.800	1st	0	1	.000	First Round	H. Burton Shipley	
1932-33	11	9	.550		32.9	32.8	7	3	.700	3rd	0	1	.000	First Round	H. Burton Shipley	
1933-34	11	8	.579		32.6	31.0	6	1	.857	3rd	0	1	.000	First Round	H. Burton Shipley	
1934-35	8	10	.444		33.7	33.9	4	5	.444	5th			DNP		H. Burton Shipley	
1935-36	14	6	.700		39.6	35.5	3	3	.500	4th	1	1	.500	Semifinals	H. Burton Shipley	
1936-37	8	12	.400		37.3	34.7	4	8	.333	10th	0	1	.000	First Round	H. Burton Shipley	
1937-38	15	9	.625		37.8	34.9	7	4	.636	7th	1	1	.500	Semifinals	H. Burton Shipley	
1938-39	15	9	.625		40.1	36.4	8	3	.727	3rd	2	1	.667	Finals	H. Burton Shipley	
1939-40	14	9	.609		39.0	35.7	7	4	.636	5th	1	1	.500	Semifinals	H. Burton Shipley	
1940-41	1	21	.045		30.0	47.2	0	13	.000	15th			DNP		H. Burton Shipley	
1941-42	7	15	.318		36.4	43.5	3	8	.273	13th			DNP		H. Burton Shipley	
1942-43	8	8	.500		44.8	41.9	5	5	.500	9th			DNP		H. Burton Shipley	
1943-44	4	14	.222		31.2	51.0	2	1	.667	4th	0	1	.000	First Round	H. Burton Shipley	
1944-45	2	14	.125		35.6	44.2	2	5	.286	9th	0	1	.000	First Round	H. Burton Shipley	
1945-46	9	12	.429		37.8	43.2	5	5	.500	5th	0	1	.000	First Round	H. Burton Shipley	
1946-47	14	10	.583		50.0	53.2	9	4	.692	5th	0	1	.000	First Round	H. Burton Shipley	
1947-48	11	14	.444		53.6	56.0	9	7	.563	4th	0	1	.000	First Round	H. Burton Shipley	
1948-49	9	18	.333		52.6	59.4	8	7	.533	8th	0	1	.000	First Round	Flucie Stewart	
1949-50	7	18	.280		58.2	60.1	5	13	.278	13th			DNP		Flucie Stewart	
1950-51	16	11	.593		52.3	52.6	11	8	.579	8th	1	1	.500	Semifinals	Flucie Stewart	
1951-52	13	9	.542		51.9	50.7	9	5	.643	7th	0	1	.000	First Round	Bud Millikan	
1952-53	15	8	.652		61.1	54.3	12	3	.800	3rd	1	1	.500	Semifinals	Bud Millikan	
1953-54	23	7	.767	20	65.3	55.7	7	2	.778	2nd	1	1	.500	Semifinals	Bud Millikan	
1954-55	17	7	.708		65.5	61.9	10	4	.714	3rd	0	1	.000	Quarterfinals	Bud Millikan	
1955-56	14	10	.583		66.7	64.8	7	7	.500	5th	0	1	.000	Quarterfinals	Bud Millikan	
1956-57	16	10	.615		64.6	61.5	9	5	.643	2nd	1	1	.500	Semifinals	Bud Millikan	
1957-58	22	7	.759	6	69.1	57.6	9	5	.643	4th	3	0	1.000	Champions	Bud Millikan	NCAA Elite Eight (2-1)
1958-59	10	13	.435		59.3	57.6	7	7	.500	T3rd	0	1	.000	Quarterfinals	Bud Millikan	
1959-60	15	8	.652		65.0	56.3	9	5	.643	3rd	0	1	.000	Quarterfinals	Bud Millikan	
1960-61	14	12	.538		67.2	61.2	6	8	.750	4th	1	1	.500	Semifinals	Bud Millikan	
1961-62	8	17	.320		69.9	67.6	3	11	.214	7th	0	1	.000	Quarterfinals	Bud Millikan	
1962-63	8	13	.381		64.2	71.6	4	10	.286	T6th	0	1	.000	Quarterfinals	Bud Millikan	
1963-64	9	17	.346		70.2	75.5	5	9	.357	6th	0	1	.000	Quarterfinals	Bud Millikan	
1964-65	18	8	.692		73.4	68.8	10	4	.714	T2nd	1	1	.500	Semifinals	Bud Millikan	
1965-66	14	11	.560		71.6	68.4	7	7	.500	5th	0	1	.000	Quarterfinals	Bud Millikan	
1966-67	11	14	.440		64.9	65.1	5	9	.357	T5th	0	1	.000	Quarterfinals	Bud Millikan	
1967-68	8	16	.333		68.8	73.9	4	10	.286	6th	0	1	.000	Quarterfinals	Frank Fellows	
1968-69	8	18	.308		78.8	84.1	2	12	.143	T7th	0	1	.000	Quarterfinals	Frank Fellows	
1969-70	13	13	.500		76.1	74.7	5	9	.357	6th	0	1	.000	Quarterfinals	Lefty Driesell	
1970-71	14	12	.538		75.0	73.4	5	9	.357	T6th	0	1	.000	Quarterfinals	Lefty Driesell	
1971-72	27	5	.844	14	76.4	65.8	8	4	.667	T2nd	2	1	.667	Finals	Lefty Driesell	NIT Champions (4-0)
1972-73	23	7	.767	8	87.1	74.2	7	5	.583	3rd	2	1	.667	Finals	Lefty Driesell	NCAA Elite Eight (1-1)
1973-74	23	5	.821	4	85.7	69.0	9	3	.750	T2nd	2	1	.667	Finals	Lefty Driesell	
1974-75	24	5	.828	5	89.9	74.6	10	2	.833	1st	0	1	.000	Quarterfinals	Lefty Driesell	NCAA Elite Eight (2-1)
1975-76	22	6	.786		88.2	74.3	7	5	.583	T2nd	1	1	.500	Semifinals	Lefty Driesell	



A L L - T I M E

R E C O R D

B O O K

Year	Overall			AP	Conference				Conference Tournament				Coach	Postseason		
	Win	Loss	Pct.	Rank	PPG	PPG	Win	Loss	Pct.	Finish	Win	Loss			Pct.	Finish
1976-77	19	8	.704		78.3	74.1	7	5	.583	4th	0	1	.000	Quarterfinals	Lefty Driesell	
1977-78	15	13	.536		82.1	79.5	3	9	.250	6th	1	1	.500	Semifinals	Lefty Driesell	
1978-79	19	11	.633		77.9	74.7	6	6	.500	4th	1	1	.500	Semifinals	Lefty Driesell	NIT Second Round (2-1)
1979-80	24	7	.774	8	80.0	71.8	11	3	.786	1st	2	1	.667	Finals	Lefty Driesell	NCAA Sweet 16 (1-1)
1980-81	21	10	.677	18	75.9	69.8	8	6	.571	4th	2	1	.667	Finals	Lefty Driesell	NCAA Second Round (1-1)
1981-82	16	13	.551		61.3	58.8	5	9	.357	5th	0	1	.000	Quarterfinals	Lefty Driesell	NIT Second Round (2-1)
1982-83	20	10	.667		74.1	71.4	8	6	.571	T3rd	0	1	.000	Quarterfinals	Lefty Driesell	NCAA Second Round (1-1)
1983-84	24	8	.750	11	74.7	67.2	9	5	.643	2nd	3	0	1.000	Champions	Lefty Driesell	NCAA Sweet 16 (1-1)
1984-85	25	12	.676		70.3	65.0	8	6	.571	T4th	0	1	.000	Quarterfinals	Lefty Driesell	NCAA Sweet 16 (2-1)
1985-86	19	14	.576		70.4	65.6	6	8	.429	6th	1	1	.500	Semifinals	Lefty Driesell	NCAA Second Round (1-1)
1986-87	9	17	.346		71.7	73.3	0	14	.000	8th	0	1	.000	Quarterfinals	Bob Wade	
1987-88	18	13	.581		75.8	71.8	6	8	.429	5th	1	1	.500	Semifinals	Bob Wade	NCAA Second Round (1-1)
1988-89	9	20	.310		69.2	74.2	1	13	.071	8th	1	1	.500	Semifinals	Bob Wade	
1989-90	19	14	.576		83.2	77.7	6	8	.429	T5th	0	1	.000	Quarterfinals	Gary Williams	NIT Second Round (1-1)
1990-91	16	12	.571		80.2	79.4	5	9	.357	7th	DNP				Gary Williams	
1991-92	14	15	.493		81.0	78.9	5	11	.313	8th	1	1	.500	Semifinals	Gary Williams	
1992-93	12	16	.429		79.8	79.5	2	14	.125	T4th	1	1	.500	Semifinals	Gary Williams	
1993-94	18	12	.600		80.0	73.2	8	8	.500	T4th	0	1	.000	Quarterfinals	Gary Williams	NCAA Sweet 16 (2-1)
1994-95	26	8	.765	10	86.7	73.9	12	4	.750	T1st	0	1	.000	Semifinals	Gary Williams	NCAA Sweet 16 (2-1)
1995-96	17	13	.567		81.3	76.3	8	8	.500	T4th	1	1	.500	Semifinals	Gary Williams	NCAA First Round (0-1)
1996-97	21	11	.656	22	75.2	66.8	9	7	.562	T4th	1	1	.500	Semifinals	Gary Williams	NCAA First Round (0-1)
1997-98	21	11	.656	20	78.8	72.1	10	6	.625	3rd	1	1	.500	Semifinals	Gary Williams	NCAA Sweet 16 (2-1)
1998-99	28	6	.824	5	84.5	66.4	13	3	.813	2nd	1	1	.500	Semifinals	Gary Williams	NCAA Sweet 16 (2-1)

All-Time Coaching History



H. Burton Shipley

1923-24 to 1946-47

24 seasons

Overall: 243-199 (.550)

Southern Conf.: 124-91 (.577)



Flucie Stewart

1947-48 to 1949-50

3 seasons

Overall: 27-48 (.360)

Southern Conf.: 22-27 (.468)



Bud Millikan

1950-51 to 1966-67

17 seasons

Overall: 243-182 (.572)

SC/ACC: 130-109 (.544)



Frank Fellows

1967-68 to 1968-69

2 seasons

Overall: 16-34 (.320)

ACC: 6-22 (.214)



Charles 'Lefty' Driesell

1969-70 to 1985-86

17 seasons

Overall: 348-159 (.686)

ACC: 122-100 (.550)




Bob Wade

1986-87 to 1988-89

3 seasons

Overall: 36-50 (.419)

ACC: 7-35 (.167)



Gary Williams

1989-90 to present

10 seasons

Overall: 192-118 (.619)

ACC: 78-78 (.500)



Overall Individual Records

Scoring

Game: 44 Ernest Graham vs NC State (12-20-78)
 Season: 776 Walt Williams (1991-92)
 Fr.: 582 Joe Smith (1993-94)
 So.: 708 Joe Smith (1994-95)
 Jr.: 701 Len Bias (1984-85)
 Sr.: 776 Walt Williams (1991-92)
 Career: 2,149 Len Bias (1982-86)

Scoring Average

Season: 26.8 Walt Williams (1991-92)
 Fr.: 19.7 Joe Smith (1993-94)
 So.: 21.2 Tom McMillen (1971-72)
 Jr.: 23.3 Will Hetzel (1968-69)
 Sr.: 26.8 Walt Williams (1991-92)
 Career: 20.5 Tom McMillen (1971-74)

Rebounds

Game: 26 Len Elmore vs Wake Forest (2-27-74)
 Season: 412 Len Elmore (1973-74)
 Fr.: 323 Buck Williams (1978-79)
 So.: 362 Joe Smith (1994-95)
 Jr.: 363 Buck Williams (1980-81)
 Sr.: 412 Len Elmore (1973-74)
 Career: 1,053 Len Elmore (1971-74)

Rebounding Average

Season: 14.7 Len Elmore (1973-74)
 Fr.: 10.7 Joe Smith (1993-94)
 So.: 11.0 Len Elmore (1971-72)
 Jr.: 12.2 Will Hertzell (1968-69)
 Sr.: 14.7 Len Elmore (1973-74)
 Career: 12.2 Len Elmore (1971-74)

Assists

Game: 15 Terrell Stokes vs Western Carolina (11-14-98)
 Season: 221 Keith Gatlin (1984-85)
 Fr.: 178 John Lucas (1972-73)
 So.: 221 Keith Gatlin (1984-85)
 Jr.: 204 Keith Gatlin (1985-86)
 Sr.: 213 Terrell Stokes (1998-99)
 Career: 649 Keith Gatlin (1983-88)

Steals

Game: 9 Johnny Rhodes at North Carolina (2-7-96)
 9 Johnny Rhodes vs American (12-23-95)
 Season: 110 Johnny Rhodes (1995-96)
 Fr.: 71 Johnny Rhodes (1992-93)
 So.: 78 Johnny Rhodes (1993-94)
 Jr.: 95 Steve Francis (1998-99)
 Sr.: 110 Johnny Rhodes (1995-96)
 Career: 344 Johnny Rhodes (1993-96)

Blocked Shots

Game: 12 Cedric Lewis at South Florida (1-20-91)
 12 Derrick Lewis at James Madison (1-28-87)
 Season: 143 Cedric Lewis (1990-91)
 Fr.: 99 Derrick Lewis (1984-85)
 So.: 97 Joe Smith (1994-95)
 Jr.: 114 Derrick Lewis (1986-87)
 Sr.: 143 Cedric Lewis (1990-91)
 Career: 339 Derrick Lewis (1984-88)

Field Goal Percentage

Game: 10-10 Lonny Baxter vs North Texas (12-23-98)
 Season: 647 Buck Williams (1980-81) (183-283)
 So.: 606 Buck Williams (1979-80) (143-236)
 Jr.: 643 Greg Manning (1979-80) (196-305)
 Sr.: 647 Buck Williams (1980-81) (183-283)
 Career: 615 Buck Williams (1978-81) (446-725)

Field Goals Made

Game: 18 Ernest Graham vs NC State (12-20-78)
 Consecutive in Game:
 10 Lonny Baxter vs. North Texas (12-23-98)
 10 Barry Yates vs Miami (Fla) (12-29-70)
 10 Keith Gatlin vs Clemson (2-17-85)

Consecutive in Multiple Games:
 15 Greg Manning (over two games during the 1980-81 season, also an ACC record)

Season: 275 Albert King (1979-80)
 Fr.: 190 John Lucas (1972-73)
 So.: 253 John Lucas (1973-74)
 Jr.: 275 Albert King (1979-80)
 Sr.: 270 Adrian Branch (1984-85)
 Career: 862 Albert King (1977-81)
 862 John Lucas (1972-76)

Field Goals Attempted

Game: 34 Gene Shue vs Washington & Lee (2-12-53)
 Season: 542 Walt Williams (1991-92)
 Fr.: 395 Joe Smith (1993-94)
 So.: 495 John Lucas (1973-74)
 Jr.: 527 Will Hetzel (1968-69)
 Sr.: 542 Walt Williams (1991-92)
 Career: 1,673 Albert King (1977-81)

3-Point Field Goals Made

Game: 7 Walt Williams vs. Florida State (2-5-92)
 Season: 89 Walt Williams (1991-92)
 Fr.: 59 Johnny Rhodes (1992-93)
 So.: 40 Johnny Rhodes (1993-94)
 Jr.: 64 Teyon McCoy (1989-90)
 Sr.: 89 Walt Williams (1991-92)
 Career: 186 Johnny Rhodes (1993-96)

3-Point Field Goals Attempted

Game: 11 Walt Williams vs Clemson (2-22-92)
 Season: 240 Walt Williams (1991-92)
 Fr.: 175 Johnny Rhodes (1992-93)
 So.: 129 Johnny Rhodes (1993-94)
 Jr.: 164 Teyon McCoy (1989-90)
 Sr.: 240 Walt Williams (1991-92)
 Career: 557 Johnny Rhodes (1993-96)

Free Throws Made

Game: 17 Tom McMillen vs Canisus (12-17-71)
 Consecutive in Game:
 15 Albert King vs Boston University (2-11-80)
 Consecutive in Multiple Games:
 32 Duane Simpkins (1993-94)
 32 Len Bias (1985-86)
 32 Bob O'Brien (1954-57)
 Season: 213 Keith Booth (1996-97)
 Fr.: 168 Joe Smith (1993-94)
 So.: 209 Joe Smith (1994-95)
 Jr.: 162 Keith Booth (1995-96)
 Sr.: 213 Keith Booth (1996-97)
 Career: 576 Keith Booth (1994-97)

Free Throws Attempted

Game: 24 Keith Booth vs. George Washington (12-9-96)
 Season: 297 Keith Booth (1996-97)
 Fr.: 229 Joe Smith (1993-94)
 So.: 282 Joe Smith (1994-95)
 Jr.: 214 Keith Booth (1995-96)
 Sr.: 297 Keith Booth (1996-97)
 Career: 824 Keith Booth (1994-97)

Games Played

Season: 37 Len Bias (1984-85)
 37 Adrian Branch (1984-85)
 Career: 131 Len Bias (1982-86)
 Consecutive in a Career:
 126 Keith Booth (1994-97)

Games Started

Season: 37 Len Bias (1984-85)
 37 Adrian Branch (1984-85)
 Career: 126 Keith Booth (1994-97)
 Consecutive in a Career:
 126 Keith Booth (1994-97)




Len Bias




Keith Booth




Len Elmore



Keith Gatlin



Johnny Rhodes



Joe Smith



Walt Williams



A L L - T I M E

R E C O R D

B O O K


Individual Leaders

Scoring

SINGLE-GAME

1. 44 Ernest Graham vs. NC State (12-20-78)
2. 43 Al Bunge vs. Yale (1-4-60)
- T3 41 Len Bias at Duke (1-25-86)
Gene Shue vs. Washington & Lee (2-12-53)
- T5 40 Joe Smith vs. Duke (3-1-95)
Gene Shue vs. Wake Forest (SC Tournament, 3-6-53)
- 7 39 Walt Williams vs. Wake Forest (1-22-92)*
- T8 38 Walt Williams vs. Clemson (ACC Tournament, 3-12-92)
Walt Williams at Florida State (2-5-92)*
Albert King vs. Clemson (ACC Tournament, 2-29-80)
Jim O'Brien vs. North Carolina (1-27-73)
Howard White vs. South Carolina (12-16-70)
- 13 36 Evers Burns vs. Georgia Tech (2-6-93)
- T14 35 Exree Hipp vs. Towson State (12-23-93)
Jerrold Mustaf vs. Duke (2-10-90)
Len Bias at North Carolina (2-20-86)
Tom McMillen at George Washington (12-4-71)
- T18 34 Walt Williams at Clemson (2-22-92)
Tony Massenburg vs. Georgia Tech (2-3-90)
John Lucas vs. NC State (1-28-76)
John Lucas vs. Wake Forest (1-10-76)
Gary Ward vs. Wake Forest (2-7-66)
- T23 33 Keith Booth vs. Georgia Tech (ACC Tournament, 3-9-96)
Joe Smith vs. Clemson (2-25-95)
Joe Smith vs. Utah (11-22-94)
Joe Smith vs. Pider (11-30-93)
Walt Williams at Virginia (1-29-92)*
Matt Roe vs. Georgia Tech (2-13-91)
Walt Williams vs. North Carolina (1-10-90)
Len Bias at George Mason (11-26-85)
Tom McMillen vs. Navy (1-20-73)
Tom McMillen vs. Canisius (12-17-71)
Howard White vs. Georgetown (12-14-70)
Will Hetzel vs. South Carolina (3-6-69)
Bob O'Brien vs. Clemson (1-7-56)
Bob Kessler vs. Duke (ACC Tournament, 3-1-56)
- T37 32 Laron Profit at Florida State (2-27-99)
Steve Francis vs. Clemson (2-24-99)
Kevin McLinton vs. Florida State (2-13-93)
Walt Williams at North Carolina (1-13-92)*
Rudy Archer vs. Mt. St. Mary's (12-6-87)
Derrick Lewis vs. Md. Baltimore County (2-18-87)
Albert King vs. Wake Forest (1-20-80)
Tom McMillen vs. Georgetown (12-13-71)
Barry Yates vs. Miami (Fla.) (12-29-70)
- T46 31 Joe Smith vs. Texas (3-18-95)
Walt Williams vs. Virginia (3-7-92)
Walt Williams vs. Clemson (1-25-92)*
Walt Williams vs. West Virginia (12-7-91)
Len Bias vs. UNLV (12-7-85)
Ernest Graham vs. Bucknell (12-22-79)
John Lucas at North Carolina (2-15-75)
John Lucas vs. Duke (2-2-74)
- T54 30 Johnny Rhodes vs. Kentucky (11-24-95)
Joe Smith vs. Massachusetts (12-10-94)
Joe Smith at Oklahoma (12-7-93)
Walt Williams vs. Florida State (1-18-92)*
Walt Williams vs. NC State (1-11-92)*
Walt Williams vs. Rutgers (12-27-90)
Walt Williams vs. Boston College (12-3-90)
Jerrold Mustaf vs. Delaware State (11-25-89)
Tony Massenburg vs. Georgia Tech (2-14-89)
Len Bias vs. Georgia Tech (2-22-86)
Len Bias vs. Villanova (1-27-85)
Adrian Branch vs. Virginia (1-30-85)
Albert King at Virginia (2-21-79)
John Lucas vs. NC State (1-16-75)
Barry Yates vs. Richmond (1-2-71)

* Denotes consecutive games during the 1991-92 season




SEASON

1. 776 Walt Williams (1991-92)
- 2 743 Len Bias (1985-86)
- 3 708 Joe Smith (1994-95)
- 4 701 Len Bias (1984-85)
- 5 674 Albert King (1979-80)
- 6 671 Adrian Branch (1984-85)
- 7 667 Tom McMillen (1972-73)
- 8 654 Gene Shue (1953-54)
- 9 624 Keith Booth (1996-97)
- 10 616 Tom McMillen (1972-73)
- 11 609 Jerrod Mustaf (1989-90)
- 12 605 Will Hetzel (1968-69)
- 13 582 Joe Smith (1993-94)
- 14 579 Steve Francis (1998-99)
- 15 564 John Lucas (1973-74)
- 16 559 Albert King (1980-81)
- T17 557 Tony Massenburg (1989-90)
John Lucas (1975-76)
- 19 541 Adrian Branch (1982-83)
- 20 524 Tom McMillen (1973-74)
- 21 521 Terence Morris (1998-99)
- 22 518 Evers Burns (1992-93)
- 23 512 Jay McMillen (1964-65)
- 24 510 Derrick Lewis (1986-87)
- 25 506 Laron Profit (1997-98)

CAREER

1. 2,149 Len Bias (1982-86)
- 2 2,058 Albert King (1977-81)
- 3 2,017 Adrian Branch (1981-85)
- 4 2,015 John Lucas (1972-76)
- 5 1,807 Tom McMillen (1971-74)
- 6 1,776 Keith Booth (1994-97)
- 7 1,743 Johnny Rhodes (1993-96)
- 8 1,704 Walt Williams (1988-92)
- 9 1,607 Ernest Graham (1977-81)
- 10 1,566 Laron Profit (1996-99)
- 11 1,561 Greg Manning (1977-81)
- 12 1,457 Derrick Lewis (1984-88)
- 13 1,386 Gene Shue (1951-54)
- 14 1,372 Exree Hipp (1993-96)
- 15 1,370 Will Hetzel (1997-70)
- 16 1,354 Tony Massenburg (1985-90)
- 17 1,315 Evers Burns (1989-93)
- 18 1,300 Jay McMillen (1964-67)
- 19 1,290 Joe Smith (1994-1995)
- 20 1,266 Bob Kessler (1953-56)
- 21 1,244 Lee Brawley (1949-52)
- 22 1,235 Jim O'Brien (1970-73)
- 23 1,219 Steve Sheppard (1974-76)
- 24 1,198 Larry Gibson (1975-79)
- 25 1,172 Obinna Ekezie (1996-99)
- 26 1,161 Maurice Howard (1972-76)
- 27 1,153 Buck Williams (1978-81)
- 28 1,123 Duane Simpkins (1993-96)
29. 1,094 Gary Ward (1963-67)
- 30 1,087 Keith Gatlin (1984-88)
- 31 1,064 Kevin McLinton (1989-93)
- 32 1,026 Brad Davis (1974-76)
- 33 1,017 Len Elmore (1971-74)
- 34 1,007 Lawrence Boston (1975-78)



A L L - T I M E

R E C O R D

B O O K

Scoring Average



S E A S O N

1	26.8	Walt Williams (1991-92)
2	23.3	Will Hetzel (1968-69)
3	23.2	Len Bias (1985-86)
4	22.1	Gene Shue (1952-53)
5	21.8	Gene Shue (1953-54)
6	21.7	Albert King (1979-80)
7	21.2	Tom McMillen (1972-73)
T8	20.8	Joe Smith (1994-95) Tom McMillen (1971-72)
10	20.4	Bob Kessler (1954-55)
11	20.3	Bob Kessler (1955-56)
12	20.1	John Lucas (1975-76)

C A R E E R

1	20.5	Tom McMillen (1971-74)
2	20.2	Joe Smith (1993-95)
3	18.7	Gene Shue (1951-54)
4	18.3	John Lucas (1972-76)
5	18.0	Will Hetzel (1967-70)
6	17.4	Albert King (1977-81)
7	16.6	Jerrold Mustaf (1988-90)
8	16.2	Walt Williams (1988-92)

Rebounds



G A M E

1.	26	Len Elmore at Wake Forest (2-27-74)
T2.	24	Len Elmore vs. Kent State (1-2-73) Will Hetzel vs. W Virginia (12-4-68)
4	23	Derrick Lewis at J Madison (1-28-87)
T5	22	Buck Williams vs Louisville (12-13-80) Buck Williams at UNLV (12-4-78) Al Bunge vs Georgetown (2-26-58) Bob Kessler vs Georgetown (2-25-56)
T9	21	Joe Smith vs Texas (3-18-95) Joe Smith vs Virginia (2-1-95) Mike Davis vs Pittsburgh (2-15-77) Len Elmore vs. No. Carolina (2-13-74) Len Elmore vs. E. Kentucky (12-5-73)
T14	20	Joe Smith vs Florida St (1-11-94) Tony Massenburg at Ga Tech (2-13-90) Len Elmore vs. Duke (2-2-74) Len Elmore vs. Richmond (1-2-74)

S E A S O N

1	412	Len Elmore (1973-74)
2	363	Buck Williams (1980-81)
3	362	Joe Smith (1994-95)
4	351	Len Elmore (1971-72)
5	336	Bob Kessler (1955-56)
6	323	Buck Williams (1978-79)
T7	321	Joe Smith (1993-94) Tom Roy (1974-75)
9	318	Will Hetzel (1968-69)
10	314	Tony Massenburg (1989-90)
11	306	Tom McMillen (1971-72)

C A R E E R

1	1,053	Len Elmore (1971-74)
2	948	Derrick Lewis (1984-88)
3.	928	Buck Williams (1978-81)
4	916	Keith Booth (1994-97)
5	895	Larry Gibson (1975-80)
6	859	Tom McMillen (1971-74)
7	849	Bob Kessler (1953-56)
8	795	Al Bunge (1957-60)
9	745	Len Bias (1982-86)



Rebounding Average



S E A S O N

1	14.7	Len Elmore (1973-74)
2	14.0	Bob Kessler (1955-56)
3.	12.6	Al Bunge (1959-60)
4	12.2	Will Hetzel (1968-69)
5	11.7	Buck Williams (1980-81)
6	11.2	Len Elmore (1972-73)
7	11.1	Tom Roy (1974-75)
8	11.0	Len Elmore (1971-72)
9	10.8	Buck Williams (1978-79)
T10	10.7	Joe Smith (1994-95) Joe Smith (1993-94) Bob McDonald (1960-61)

C A R E E R

1	12.2	Len Elmore (1971-74)
T2	10.9	Buck Williams (1978-81) Bob Kessler (1953-54)
4	10.7	Joe Smith (1994-95)
5.	10.6	Al Bunge (1957-60)

Assists




G A M E


1.	15	Terrell Stokes vs. W. Carolina (11-14-98)
2	14	Terrell Stokes vs. Towson St. (11-30-96)
T3	13	Steve Francis vs Virginia (2-6-99) Keith Gatlin vs. Virginia (1-30-84)
T5.	12	Terrell Stokes vs. S.C. St. (12-27-98) Terrell Stokes vs. Missouri (2-18-96) Kevin McLinton vs NC State (1-26-91) Keith Gatlin vs. Navy (3-17-85) Keith Gatlin at No. Carolina (1-9-85) Dutch Morley at Clemson (2-13-82) Dutch Morley vs. Marshall (12-29-80) John Lucas vs. Buffalo (2-11-73) Rich Porac vs. Canisius (12-17-71)

S E A S O N

1	221	Keith Gatlin (6.0 app, 1984-85)
2.	213	Terrell Stokes (6.3 app; 1998-99)
3	204	Keith Gatlin (6.4 app, 1985-86)
4	178	John Lucas (5.9 app, 1972-73)
5	175	Kevin McLinton (6.3 app; 1992-93)
6	172	Rudy Archer (5.5 app, 1987-88)
7	165	Brad Davis (5.9 app; 1975-76)
8	162	Duane Simpkins (4.8 app, 1994-95)
9	159	John Lucas (5.6 app; 1973-74)
10	154	Kevin McLinton (5.3 app; 1991-92)
11	152	Steve Francis (4.5 app, 1998-99)
T12.	149	Terrell Stokes (4.7 app; 1997-98) Walt Williams (4.5 app, 1989-90)
14	148	Keith Gatlin (4.6 app; 1983-84)
15.	143	Terrell Stokes (4.5 app; 1996-97)



ALL-TIME RECORD



CAREER

- 649 Keith Catlin (5.3 apg; 1983-88)
- 590 Terrell Stokes (4.6 apg, 1996-99)
- 514 John Lucas (4.7 apg, 1972-76)
- 483 Duane Simpkins (4.1 apg, 1993-96)
- 469 Kevin McLinton (5.2 apg, 1989-93)
- 460 Dutch Morley (3.8 apg, 1978-82)
- 437 Johnny Rhodes (3.8 apg, 1993-96)
- 431 Brad Davis (5.1 apg, 1974-77)
- 410 Walt Williams (3.9 apg, 1988-92)
- 360 Jeff Adkins (2.8 apg, 1981-85)
- 346 Ernest Graham (2.9 apg, 1977-81)
- 304 Albert King (2.6 apg, 1977-81)
- 296 Keith Booth (2.3 apg, 1996-97)
- 294 Teyon McCoy (3.5 apg, 1987-90)



CAREER

- 544 Johnny Rhodes (2.8 spg, 1993-96)
- 252 Laron Profit (2.1 spg, 1996-99)
- 193 Keith Booth (1.53 spg, 1994-97)
- 190 Terrell Stokes (1.49 spg, 1996-99)
- 175 Walt Williams (1.7 spg, 1988-92)
- 170 Dutch Morley (1.4 spg, 1978-82)
- 137 Derrick Lewis (1.1 spg, 1984-88)
- 136 Kevin McLinton (1.5 spg, 1989-93)
- 125 Ernest Graham (1.0 spg, 1977-81)
- 120 Duane Simpkins (1.1 spg, 1993-96)
- 119 Albert King (1.0 spg, 1977-81)
- 114 Evers Burns (1.0 spg, 1989-93)
- 110 Jeff Adkins (0.9 spg, 1981-85)
- 110 Adrian Branch (0.9 spg, 1981-85)

Steals



GAME

- T1. 9 Johnny Rhodes at North Carolina (2-7-96)
Johnny Rhodes vs. American (12-23-95)
- 3 8 Terrell Stokes vs. S.C. State (12-27-98)
- T4 7 Laron Profit vs. Clemson (1-15-97)
Johnny Rhodes at Virginia (2-1-96)
Johnny Rhodes vs. Howard (12-6-95)
Walt Williams vs. North Carolina (3-11-89)
Walt Williams vs. Mt. St. Mary's (11-23-91)
- T9 6 Steve Francis vs. Clemson (2-24-99)
Steve Francis vs. North Texas (12-23-98)
Laron Profit vs. Georgia Tech (1-21-98)
S. Jasilkevicius vs. UNC-Asheville (12-22-97)
Laron Profit vs. Kansas (12-7-97)
Terrell Stokes vs. UMBC (12-4-96)
Terrell Stokes vs. Towson St. (11-30-96)
Laron Profit vs. Wake Forest (2-15-96)
Johnny Rhodes vs. Colgate (12-8-94)
Johnny Rhodes vs. Clemson (2-26-94)
Johnny Rhodes vs. Duke (1-29-94)
Johnny Rhodes vs. Hofstra (12-29-93)
Johnny Rhodes vs. Rider (11-30-94)
Johnny Rhodes vs. Clemson (2-27-93)
Vince Broadnax at Clemson (2-6-91)
Albert King at Clemson (1-17-81)
Albert King vs. Temple (12-29-79)
Ernest Graham vs. Catholic (12-15-79)
Dutch Morley vs. Penn State (12-3-79)
John Lucas vs. Clemson (1-21-76)

SEASON

- 110 Johnny Rhodes (3.7 spg, 1995-96)
- 95 Steve Francis (2.8 spg, 1998-99)
- 87 Laron Profit (2.7 spg, 1997-98)
- 85 Johnny Rhodes (2.5 spg, 1994-95)
- 78 Johnny Rhodes (2.6 spg, 1993-94)
- 71 Johnny Rhodes (2.5 spg, 1992-93)
7. 68 Laron Profit (2.0 spg, 1998-99)
- 67 Terrell Stokes (2.0 spg, 1998-99)
- T9 64 Keith Booth (2.0 spg, 1996-97)
Dutch Morley (2.1 spg, 1979-80)
- 60 Walt Williams (2.1 spg, 1991-92)
- T12. 57 Laron Profit (1.8 spg, 1996-97)
Walt Williams (1.7 spg, 1989-90)
- 51 Joe Smith (1.5 spg, 1994-95)
- T15 50 Terence Morris (1.5 spg, 1998-99)
Juan Dixon (1.5 spg, 1998-99)
- T17 47 Evers Burns (1.7 spg, 1992-93)
Kevin McLinton (1.6 spg, 1991-92)
- T19 46 Kevin McLinton (1.6 spg, 1992-93)
Greg Nared (1.6 spg, 1988-89)
- T21 45 Derrick Lewis (1.5 spg, 1987-88)
Adrian Branch (1.2 spg, 1984-85)



Blocked Shots



GAME


- T1. 12 Cedric Lewis at South Florida (1-20-91)
Derrick Lewis at James Madison (1-28-87)
- T3 10 Derrick Lewis vs. Md.-E. Shore (2-27-87)
Derrick Lewis vs. Md.-Balt. County (2-18-87)
Derrick Lewis vs. Towson State (2-21-85)
Derrick Lewis vs. Tennessee (11-24-84)
- T7. 8 Cedric Lewis vs. Georgia Tech (2-13-91)
Cedric Lewis vs. Md.-Balt. County (1-7-91)
Cedric Lewis vs. Calif.-Irvine (12-11-90)
Larry Gibson vs. St. Joseph's (12-29-78)
- T11 7 Joe Smith vs. Loyola (11-29-94)
Joe Smith vs. Virginia (2-1-95)
Joe Smith vs. Texas (3-18-95)
Cedric Lewis vs. Georgia Tech (2-1-91)
Cedric Lewis vs. Towson State (11-26-90)
Derrick Lewis vs. Virginia (3-1-86)
Derrick Lewis vs. Stanford (12-28-84)
Derrick Lewis vs. Md.-E. Shore (12-13-84)
Derrick Lewis vs. Cleveland State (12-5-84)
Tony Massenbun vs. Md.-E. Shore (12-1-88)
Larry Gibson vs. Syracuse (12-24-76)
Len Elmore vs. North Carolina (1-27-73)

SEASON

- 143 Cedric Lewis (5.1 bpg, 1990-91)
- 114 Derrick Lewis (4.4 bpg, 1986-87)
- 99 Derrick Lewis (2.7 bpg, 1984-85)
- 97 Joe Smith (2.9 bpg, 1994-95)
- 93 Joe Smith (3.1 bpg, 1993-94)
- 77 Terence Morris (2.3 bpg, 1998-99)
- 71 Derrick Lewis (2.2 bpg, 1985-86)
- 67 Larry Gibson (2.5 bpg, 1976-77)
- 58 Larry Gibson (1.9 bpg, 1978-79)
- 57 Larry Gibson (2.0 bpg, 1977-78)
- 55 Derrick Lewis (1.8 bpg, 1987-88)
- 49 Cedric Lewis (1.5 bpg, 1989-90)

CAREER


- 339 Derrick Lewis (2.7 bpg, 1984-88)
- 239 Cedric Lewis (2.5 bpg, 1987-90)
- 190 Joe Smith (3.0 bpg, 1994-1995)
- 182 Larry Gibson (1.8 bpg, 1975-79)
- 125 Obinna Ekezie (1.1 bpg, 1996-99)
- 106 Terence Morris (1.6 bpg, 1998-Pr)
- 97 Tony Massenbun (0.9 bpg, 1985-90)
- 87 Len Bias (0.7 bpg, 1982-86)
- 86 Buck Williams (1.0 bpg, 1978-81)
- 81 Walt Williams (0.8 bpg, 1988-92)
- 75 Ben Coleman (1.2 bpg, 1982-84)
- T12 72 Laron Profit (0.6 bpg, 1996-99)
Keith Booth (0.5 bpg, 1994-97)
- 64 Evers Burns (0.6 bpg, 1990-93)
- T15 62 Mike Davis (1.4 bpg, 1977-78)
Johnny Rhodes (0.5 bog, 1993-96)





A L L - T I M E R E C O R D B O O K

Field Goal Percentage



G A M E (min. 8 att.)

- T1. 1000 (10-10) Lonny Baxter vs. No. Texas (12-23-98)
- (9-9) Steve Francis vs. NC State (1-10-99)
- (8-8) Obinna Ekezie vs. American (12-21-96)
- (8-8) Joe Smith vs. Clemson (1-25-95)
- (8-8) Buck Williams vs. Canisius (12-23-78)
- (8-8) Gary Williams vs. S. Carolina (12-10-66)
- (8-8) Greg Manning vs. F. Dickinson (12-10-80)**
- (8-8) Ben Coleman vs. Duquesne (12-10-83)
- (8-8) Ben Coleman vs. Wake Forest (2-26-84)

S E A S O N (min. 100 att.)

- 1. 647 (183-283) Buck Williams (1980-81)
- 2. **643 (196-305) Greg Manning (1979-80)**
- 3. 611 (102-167) Charles Pittman (1981-82)
- 4. 608 (194-319) Ben Coleman (1983-84)
- 5. 606 (143-236) Buck Williams (1979-80)



C A R E E R

- 1. **615 (446-725) Buck Williams (1978-81)**
- 2. 589 (376-633) Ben Coleman (1983-84)
- 3. 583 (623-1068) Greg Manning (1977-81)
- 4. 576 (438-760) Lawrence Boston (1976-78)
- 5. 555 (699-1,259) Tom McMillen (1971-74)
- 6. 551 (484-878) Larry Gibson (1975-79)
- 7. 550 (451-819) Joe Smith (1994-95)
- 8. 547 (485-886) Maurice Howard (1973-76)
- 9. 542 (286-528) Terence Morris (1998-Pri)
- 10. 540 (564-1,044) Derrick Lewis (1985-88)
- 11. 536 (838-1,562) Len Bias (1983-86)
- 12. 535 (586-721) Brad Davis (1975-77)
- 13. 530 (491-927) Steve Sheppard (1975-77)
- T14. 525 (393-748) Jerrod Mustaf (1989-90)
- (862-1,643) John Lucas (1973-76)
- 16. 523 (524-1,001) T. Massenburg (1986, 88-90)
- 17. 515 (862-1,673) Albert King (1978-81)

Field Goals Made



S E A S O N

- 1. **275 Albert King (1979-80)**
- 2. 274 Len Bias (1984-85)
- 3. 270 Adrian Branch (1984-85)
- 4. 267 Len Bias (1985-86)
- 5. 256 Walt Williams (1991-92)
- 6. 253 John Lucas (1973-74)
- 7. 250 Tom McMillen (1972-73)
- 8. 245 Joe Smith (1994-95)
- 9. 236 Jerrod Mustaf (1989-90)
- 10. 235 Tom McMillen (1971-72)
- T11. 233 John Lucas (1975-76)
- Will Hetzel (1968-69)
- 13. 232 Albert King (1980-81)

C A R E E R

- T1. **862 Albert King (1977-81)**
- John Lucas (1972-76)
- 3. 838 Len Bias (1982-86)
- 4. 767 Adrian Branch (1981-85)
- 5. 699 Tom McMillen (1971-74)
- 6. 686 Ernest Graham (1977-81)
- 7. 684 Johnny Rhodes (1993-96)
- 8. 623 Greg Manning (1977-81)
- 9. 589 Keith Booth (1994-97)
- T10. 583 Laron Profit (1996-98)
- Walt Williams (1988-92)
- 12. 564 Derrick Lewis (1984-88)
- 13. 547 Will Hetzel (1967-70)
- 14. 545 Evers Burns (1989-93)
- T15. 524 Exree Hipp (1993-96)
- 524 Tony Massenburg (1985-90)

Field Goals Attempted



S E A S O N


- 1. 542 Walt Williams (1991-92)
- 2. **529 Adrian Branch (1984-85)**
- 3. 527 Will Hetzel (1968-69)
- 4. 519 Len Bias (1984-85)
- 5. 497 Albert King (1979-80)
- 6. 495 John Lucas (1973-74)
- 7. 491 Len Bias (1985-86)
- 8. 469 Gene Shue (1953-54)
- 9. 468 Bob Kessler (1954-55)
- 10. 462 Albert King (1980-81)
- 11. 456 John Lucas (1975-76)
- 12. 454 Ernest Graham (1978-79)
- 13. 446 Jerrod Mustaf (1989-90)
- 14. 437 Keith Booth (1996-97)
- 15. 428 Tom McMillen (1971-72)



C A R E E R


- 1. 1,673 Albert King (1977-81)
- 2. **1,643 John Lucas (1972-76)**
- 3. 1,579 Adrian Branch (1981-85)
- 4. 1,562 Len Bias (1982-86)
- 5. 1,482 Johnny Rhodes (1993-96)
- 6. 1,363 Ernest Graham (1977-81)
- 7. 1,291 Keith Booth (1996-97)
- 8. 1,259 Tom McMillen (1971-74)
- 9. 1,251 Walt Williams (1988-92)
- 10. 1,242 Will Hetzel (1967-70)
- 11. 1,229 Laron Profit (1996-99)
- 12. 1,125 Jay McMillen (1964-67)
- 13. 1,092 Evers Burns (1989-93)
- 14. 1,070 Johnny Rhodes (1993-96)
- 15. 1,068 Greg Manning (1977-81)
- 16. 1,044 Derrick Lewis (1984-88)

3-Point Field Goals Made




S E A S O N

- 1. 89 Walt Williams (1991-92)
- 2. 64 Teyon McCoy (1989-90)
- 3. 60 Sarunas Jasikevicius (1997-98)
- 4. 59 Johnny Rhodes (1992-93)
- 5. 56 Keith Gatlin (1987-88)
- T6. **48 Matt Roe (1990-91)**
- Rudy Archer (1987-88)
- T8. 45 Steve Francis (1998-99)
- Duane Simpkins (1995-96)
- Johnny Rhodes (1994-95)
- T11. 42 Sarunas Jasikevicius (1996-97)
- Johnny Rhodes (1995-96)
- T13. 40 Duane Simpkins (1994-95)
- Johnny Rhodes (1993-94)
- 15. 38 Duane Simpkins (1993-94)



C A R E E R

- 1. 186 Johnny Rhodes (1993-96)
- 2. 154 Walt Williams (1988-92)
- 3. **136 Sarunas Jasikevicius (1995-98)**
- 4. 132 Teyon McCoy (1986-88, 1989-90)
- 5. 130 Duane Simpkins (1993-96)
- 6. 105 Laron Profit (1996-99)
- 7. 89 Terrell Stokes (1996-99)
- 8. 84 Exree Hipp (1993-1996)
- 9. 62 Mario Lucas (1993-96)
- 10. 61 Steve Hood (1986-88)
- 11. 59 John Johnson (1985-89)
- 12. 56 Keith Gatlin (1984-86, 1987-88)
- T13. 48 Rudy Archer (1987-88)
- 48 Matt Roe (1990-91)



A L L - T I M E R E C O R D B O O K

3-Point Field Goals Attempted



S E A S O N

1. 240 Walt Williams (1991-92)
2. 173 Johnny Rhodes (1992-93)
3. 164 Teyon McCoy (1989-90)
4. 156 Matt Poe (1990-91)
5. 151 Laron Profit (1997-98)
6. 135 Johnny Rhodes (1995-96)
7. 131 Sarunas Jasikevicius (1996-97)
8. 129 Johnny Rhodes (1993-94)
9. 122 Pudy Archer (1987-88)
10. 120 Johnny Rhodes (1994-95)
11. 117 Laron Profit (1997-98)
12. 116 Steve Francis (1998-99)
13. 113 Keith Gatlin (1987-88)
14. 105 Duane Simpkins (1994-95)
15. 100 Duane Simpkins (1995-96)

C A R E E R

1. 557 Johnny Rhodes (1993-96)
2. 429 Walt Williams (1993-92)
3. 363 Sarunas Jasikevicius (1995-98)
4. 326 Laron Profit (1996-99)
5. 320 Duane Simpkins (1993-96)
6. 316 Teyon McCoy (1986-88, 1989-90)
7. 286 Exree Hipp (1993-96)
8. 235 Terrell Stokes (1996-99)
9. 171 Mario Lucas (1993-96)
10. 156 Matt Poe (1990-91)
11. 148 Steve Hood (1986-87)
12. 128 Podney Elliott (1995-98)
13. 116 Steve Francis (1999-)
- T14. 113 Terence Morris (1998-Pr)
- Keith Gatlin (1983-86, 1997-88)

Free Throws Made



S E A S O N

1. 213 Keith Booth (1996-97)
- T2. 209 Joe Smith (1994-95)
- Len Bias (1985-86)
4. 197 Tom McMillen (1971-72)
5. 175 Walt Williams (1991-92)
6. 171 Bob Kessler (1955-56)
7. 168 Joe Smith (1993-94)
- B. 162 Keith Booth (1995-96)
9. 153 Len Bias (1984-85)
10. 145 Tony Massenburg (1989-90)
11. 143 Jerry Greenspan (1962-65)
12. 139 Will Hettzel (1968-69)
- T13. 134 Obinna Ekezie (1997-98)
- Jim O'Brien (1970-71)
15. 133 Jim Halleck (1956-57)

C A R E E R

1. 576 Keith Booth (1994-97)
2. 470 Len Bias (1982-86)
3. 454 Adrian Branch (1981-85)
4. 409 Tom McMillen (1971-74)
5. 386 Bob Kessler (1953-56)
6. 384 Walt Williams (1988-92)
7. 377 Joe Smith (1994-95)
8. 356 Obinna Ekezie (1996-99)
9. 334 Albert King (1977-81)
10. 317 Jerry Greenspan (1960-65)
11. 315 Greg Manning (1977-81)
12. 314 Derrick Lewis (1984-85)
13. 311 Duane Simpkins (1995-96)
14. 309 Podney Elliott (1995-1998)
15. 306 Tony Massenburg (1985-90)

Free Throw Percentage



G A M E (min. 10 att.)

- T1. 1.000 (14-14) Jerry Greenspan vs. Minn. (12-10-60)
- (13-13) Len Bias vs. N. Carolina (2-20-86)
- (13-13) Lee Brawley vs. N. Carolina (1-2-51)
- (12-12) Duane Simpkins vs. N.Y. (11-24-95)
- (12-12) Matt Poe vs. Wake Forest (2-23-91)
- (12-12) T. Massenburg at Penn St. (3-19-90)
- (12-12) Bill Stasiulatis vs. W. Forest (3-3-61)
- (12-12) Lee Brawley vs. N. Carolina (1-2-51)
- (12-12) Bob Kessler vs. G. Washington (1-5-56)
- (11-11) Duane Simpkins vs. Virginia (3-5-94)
- (10-10) Tom Mirov vs. Penn St. (11-30-68)
- (10-10) Jerry Bechtie vs. N. Carolina (2-25-60)
13. 929 (13-14) Walt Williams vs. N. Carolina (1-10-90)

S E A S O N (min. 50 att.)

1. .908 (79-87) Greg Manning (1979-80)
- T2. 864 (209-242) Len Bias (1985-86)
- (57-66) Jo Jo Hunter (1977-78)
4. 862 (50-58) Keith Gatlin (1984-85)
5. .857 (66-77) Greg Manning (1978-79)

C A R E E R

1. .858 (315-367) Greg Manning (1977-81)
2. 836 (122-146) Dutch Morley (1979-82)
3. 830 (44-53) Juan Dixon (1999-Pr)
4. 813 (100-123) Jo Jo Hunter (1977-78)
5. 812 (311-383) Duane Simpkins (1993-95)
6. 803 (301-375) Jim O'Brien (1971-75)
7. 802 (85-106) Bob McDonald (1959-61)
8. 799 (409-512) Tom McMillen (1971-74)
9. 7953 (470-591) Len Bias (1983-86)
10. 7951 (163-205) Keith Gatlin (1983-88)
11. 799 (254-318) Brad Davis (1975-77)
12. 784 (145-185) Terence Morris (1998-Pr)

Free Throws Attempted



S E A S O N

1. 297 Keith Booth (1996-97)
2. 282 Joe Smith (1994-95)
3. 263 Bob Kessler (1955-56)
4. 242 Len Bias (1985-86)
5. 241 Tom McMillen (1971-72)
6. 231 Walt Williams (1991-92)
7. 229 Joe Smith (1993-94)
8. 214 Keith Booth (1995-96)
9. 201 Tony Massenburg (1989-90)
10. 200 Obinna Ekezie (1997-98)
11. 197 Len Bias (1984-85)
12. 191 Jerry Greenspan (1962-65)
- T13. 182 Bob Everett (1954-55)
- Buck Williams (1980-81)
15. 177 Derrick Lewis (1986-87)

C A R E E R

1. 824 Keith Booth (1994-97)
2. 607 Adrian Branch (1981-85)
3. 591 Len Bias (1982-86)
4. 587 Bob Kessler (1953-56)
5. 544 Obinna Ekezie (1996-99)
6. 512 Tom McMillen (1971-74)
7. 511 Joe Smith (1994-95)
8. 504 Walt Williams (1988-92)
9. 487 Derrick Lewis (1984-88)
10. 476 Tony Massenburg (1985-90)
- T11. 431 Laron Profit (1996-99)
- Albert King (1977-81)
13. 420 Jerry Greenspan (1960-65)
14. 419 Buck Williams (1978-81)
15. 339 Al Bunge (1957-60)





A L L - T I M E R E C O R D B O O K

Freshman Class Leaders

POINTS

1	582	Joe Smith (1993-94)
2	442	Adrian Branch (1981-82)
3	425	John Lucas (1972-73)
4	392	Johnny Rhodes (1992-93)
5	381	Albert King (1977-78)
6	371	Jerrold Mustaf (1988-89)
7	369	Steve Hood (1986-87)
8	364	Brad Davis (1974-75)
9	363	Brian Williams (1987-88)
10	338	Greg Manning (1977-78)
11	324	Keith Booth (1993-94)
12	316	Exree Hipp (1992-93)
13	300	Buck Williams (1978-79)
14	269	Jo Jo Hunter (1976-77)
15	250	Juan Dixon (1998-99)



Joe Smith



Buck Williams



John Lucas



Johnny Rhodes

SCORING AVG.

1	19.7	Joe Smith (1993-94)
2	15.2	Adrian Branch (1981-82)
3	14.3	Jerrold Mustaf (1988-89)
T4	14.2	Steve Hood (1986-87)
	14.2	John Lucas (1972-73)
6	14.0	Johnny Rhodes (1992-93)
7	13.6	Albert King (1977-78)
8	12.8	Brad Davis (1974-75)
9	12.3	Brian Williams (1987-88)
10	12.1	Greg Manning (1977-78)
11	11.8	Larry Gibson (1975-76)
12	11.3	Exree Hipp (1992-93)
13	10.6	Keith Booth (1993-94)
T14	10.0	Buck Williams (1978-79)
	10.0	Jo Jo Hunter (1976-77)

ASSISTS

1	178	John Lucas (1972-73)
2	148	Keith Gatlin (1983-84)
3	134	Brad Davis (1974-75)
4	128	Dutch Morley (1978-79)
5	111	Teyon McCoy (1986-87)
6	91	Johnny Rhodes (1992-93)
7	87	Exree Hipp (1992-93)
8	85	Terrell Stokes (1995-96)
9	74	Greg Manning (1977-78)
10	67	Duane Simpkins (1992-93)
11	66	Walt Williams (1988-89)
12	65	Keith Booth (1993-94)
13	64	Albert King (1977-78)
14	56	Steve Hood (1986-87)
15	52	Jeff Adkins (1981-82)

FIELD GOALS MADE

1	190	John Lucas (1972-73)
2	168	Joe Smith (1993-94)
T3	164	Adrian Branch (1981-82)
	164	Albert King (1977-78)
5	157	Jerrold Mustaf (1988-89)
6	149	Johnny Rhodes (1992-93)
7	141	Brad Davis (1974-75)
8	136	Steve Hood (1986-87)
9	130	Exree Hipp (1992-93)
10	123	Greg Manning (1977-78)
11	120	Buck Williams (1978-79)
12	113	Jo Jo Hunter (1976-77)
13	91	Terence Morris (1997-98)
14	88	Derrick Lewis (1984-85)
15	87	Keith Booth (1993-94)

3-POINT FG ATT.

1	173	Johnny Rhodes (1992-93)
2	97	Juan Dixon (1998-99)
T3	80	Steve Hood (1986-87)
	80	Teyon McCoy (1986-87)
5	63	Exree Hipp (1992-93)
6	39	Danny Miller (1998-99)
T7	37	Terence Morris (1997-98)
	37	Sarunas Jasikevicius (1994-95)
9	33	Laron Profit (1995-96)
T10	27	Keith Booth (1993-94)
	27	Duane Simpkins (1992-93)
	27	Walt Williams (1988-89)
13	19	Wayne Bristol (1991-92)
14	17	Nick Bosnic (1993-94)
15	16	Jerrold Mustaf (1988-89)

REBOUNDS

1	323	Buck Williams (1978-79)
2	322	Joe Smith (1993-94)
3	241	Derrick Lewis (1984-85)
4	202	Jerrold Mustaf (1988-89)
5	187	Albert King (1977-78)
6	183	Keith Booth (1993-94)
7	173	Brian Williams (1987-88)
8	157	Larry Gibson (1975-76)
9	145	Johnny Rhodes (1992-93)
T10	138	Mike Mardesich (1997-98)
	138	Exree Hipp (1992-93)
T12	125	Len Bias (1982-83)
	125	Adrian Branch (1981-82)
14	116	Lonny Baxter (1998-99)
15	113	Terence Morris (1997-98)

STEALS

1	71	Johnny Rhodes (1992-93)
2	50	Juan Dixon (1998-99)
3	45	Keith Booth (1993-94)
4	43	Dutch Morley (1978-79)
5	42	Joe Smith (1993-94)
6	40	Laron Profit (1995-96)
7	38	Terrell Stokes (1995-96)
8	35	Exree Hipp (1992-93)
9	34	Danny Miller (1998-99)
10	33	Walt Williams (1988-89)
11	29	Jeff Adkins (1981-82)
12	27	Terence Morris (1997-98)
13	24	Jo Jo Hunter (1976-77)
14	23	Steve Hood (1986-87)
15	22	Lonny Baxter (1998-99)

FIELD GOALS ATT.

1	395	Joe Smith (1993-94)
2	355	Johnny Rhodes (1992-93)
3	353	John Lucas (1972-73)
4	346	Adrian Branch (1981-82)
5	327	Albert King (1977-78)
6	302	Jerrold Mustaf (1988-89)
7	290	Steve Hood (1986-87)
8	270	Exree Hipp (1992-93)
9	249	Keith Booth (1993-94)
10	243	Brad Davis (1974-75)
11	227	Jo Jo Hunter (1976-77)
12	215	Greg Manning (1977-78)
13	206	Buck Williams (1978-79)
14	198	Jeff Adkins (1981-82)
15	192	Juan Dixon (1998-99)

FREE THROWS MADE

1	168	Joe Smith (1993-94)
2	114	Adrian Branch (1981-82)
3	92	Greg Manning (1977-78)
4	87	Keith Booth (1993-94)
5	82	Brad Davis (1974-75)
6	65	Al Bunge (1957-58)
7	62	Steve Hood (1986-87)
8	60	Buck Williams (1978-79)
T9	53	Albert King (1977-78)
	53	Jerrold Mustaf (1988-89)
T11	51	Lonny Baxter (1998-99)
	51	Brian Williams (1987-88)
13	48	Keith Gatlin (1983-84)
T14	45	Jeff Adkins (1981-82)
	45	Derrick Lewis (1984-85)
	45	John Lucas (1972-73)

REBOUND AVG.

1	10.7	Joe Smith (1993-94)
2	10.0	Buck Williams (1978-79)
3	9.8	Larry Gibson (1975-76)
4	7.8	Jerrold Mustaf (1988-89)
5	6.7	Albert King (1977-78)
6	6.5	Derrick Lewis (1984-85)
7	6.1	Keith Booth (1993-94)
8	6.0	Brian Williams (1987-88)
9	5.2	Johnny Rhodes (1992-93)
10	4.9	Exree Hipp (1992-93)
T11	4.3	Mike Mardesich (1997-98)
	4.3	Adrian Branch (1981-82)
13	4.2	Len Bias (1982-83)
14	3.9	Steve Hood (1986-87)
15	3.7	Obinna Ekezie (1996-97)

BLOCKED SHOTS


1	99	Derrick Lewis (1984-85)
2	93	Joe Smith (1993-94)
3	36	Brian Williams (1987-88)
4	29	Terence Morris (1997-98)
5	28	Jerrold Mustaf (1988-89)
6	27	Terence Morris (1997-98)
7	25	Buck Williams (1978-79)
8	24	Lonny Baxter (1998-99)
T9	20	Mike Mardesich (1997-98)
	20	Obinna Ekezie (1995-96)
11	17	Keith Booth (1993-94)
12	13	Walt Williams (1988-89)
13	12	Johnny Rhodes (1992-93)
T14	11	Adrian Branch (1981-82)
	11	Ernest Graham (1977-78)
	11	Albert King (1977-78)
	11	Cedric Lewis (1987-88)
	11	Tony Massenburg (1985-86)

3-POINT FG MADE

1	59	Johnny Rhodes (1992-93)
T2	36	Juan Dixon (1998-99)
	36	Teyon McCoy (1986-87)
4	35	Steve Hood (1986-87)
5	20	Exree Hipp (1992-93)
6	14	Sarunas Jasikevicius (1994-95)
T7	13	Danny Miller (1998-99)
	13	Terence Morris (1997-98)
9	12	Laron Profit (1995-96)
10	11	Keith Booth (1993-94)
11	8	Nick Bosnic (1993-94)
T12	7	Duane Simpkins (1992-93)
	7	Walt Williams (1988-89)
14	5	Terrell Stokes (1995-96)
15	4	Jerrold Mustaf (1988-89)

FREE THROWS ATT.

1	229	Joe Smith (1993-94)
T2	149	Adrian Branch (1981-82)
	149	Keith Booth (1993-94)
4	109	Buck Williams (1978-79)
5	108	Greg Manning (1977-78)
6	100	Brad Davis (1974-75)
7	95	Steve Hood (1986-87)
8	89	Lonny Baxter (1998-99)
9	82	Albert King (1977-78)
10	76	Brian Williams (1987-88)
11	74	Jerrold Mustaf (1988-89)
12	72	Derrick Lewis (1984-85)
13	67	John Johnson (1985-86)
T14	66	Len Bias (1982-83)
	66	Johnny Rhodes (1992-93)




A L L - T I M E R E C O R D B O O K

Sophomore Class Leaders

POINTS

1	708	Joe Smith (1994-95)
2	667	Tom McMillen (1971-72)
3	609	Jerrold Mustaf (1989-90)
4	564	John Lucas (1973-74)
5	541	Adrian Branch (1982-83)
6	521	Terence Morris (1998-99)
7	499	Ernest Graham (1978-79)
8	488	Len Bias (1983-84)
9	444	Albert King (1978-79)
10	420	Walt Williams (1989-90)
11	416	Steve Sheppard (1974-75)
12	412	Laron Profit (1996-97)
13	401	Charles McNeil (1957-58)
14	397	Exree Hipp (1993-94)
15	389	Howard White (1970-71)



Joe Smith



Tom McMillen



Len Elmore



Brad Davis

SCORING AVG.

1	21.2	Tom McMillen (1971-72)
2	20.8	Joe Smith (1994-95)
3	20.1	John Lucas (1973-74)
4	19.7	Jay McMillen (1964-65)
5	18.7	Adrian Branch (1982-83)
6	18.5	Jerrold Mustaf (1989-90)
7	16.6	Ernest Graham (1978-79)
8	16.3	Jim O'Brien (1970-71)
9	15.9	Albert King (1978-79)
T10	15.6	Howard White (1970-71)
	15.6	Buck Williams (1979-80)
T12	15.3	Terence Morris (1998-99)
	15.3	Len Bias (1983-84)
14	15.0	Pete Johnson (1966-67)
15	14.8	Charles McNeil (1957-58)

ASSISTS

1	221	Keith Gatlin (1984-85)
2	165	Brad Davis (1975-76)
3	159	John Lucas (1973-74)
4	143	Terrell Stokes (1996-97)
5	136	Duane Simpkins (1993-94)
6	124	Dutch Morley (1979-80)
7	123	Kevin McLinton (1990-91)
8	122	Johnny Rhodes (1993-94)
9	121	Jeff Adkins (1982-82)
10	94	Jesse Martin (1989-90)
11	88	Reggie Jackson (1979-80)
12	85	John Johnson (1986-76)
13	78	Laron Profit (1996-97)
14	76	Exree Hipp (1993-94)
T15	70	Bill Bryant (1977-78)
	70	Jim O'Brien (1970-71)

FIELD GOALS MADE

1	253	John Lucas (1973-74)
2	245	Joe Smith (1994-95)
3	236	Jerrold Mustaf (1989-90)
4	235	Tom McMillen (1971-72)
5	222	Ernest Graham (1978-79)
6	211	Len Bias (1983-84)
7	206	Jay McMillen (1964-65)
8	197	Adrian Branch (1982-83)
9	195	Terence Morris (1998-99)
10	191	Albert King (1978-79)
11	166	Steve Sheppard (1974-75)
12	160	Laron Profit (1996-97)
13	157	Howard White (1970-71)
14	151	Charles McNeil (1957-58)
15	150	Exree Hipp (1993-94)

3-POINT FG ATT.

1	129	Johnny Rhodes (1993-94)
2	99	Laron Profit (1996-97)
3	94	Exree Hipp (1993-94)
4	88	Duane Simpkins (1993-94)
5	83	Terrell Stokes (1996-97)
6	76	Terence Morris (1998-99)
7	72	Teyon McCoy (1987-88)
8	68	Steve Hood (1987-88)
9	67	Walt Williams (1989-90)
10	55	John Johnson (1986-87)
11	53	Ivan Powell (1986-87)
12	44	Sarunas Jasikevicius (1995-96)
13	24	Rodney Elliott (1995-96)
14	23	Keith Booth (1994-95)
15	21	Joe Smith (1994-95)

REBOUNDS

1	362	Joe Smith (1994-95)
2	351	Len Elmore (1971-72)
3	306	Tom McMillen (1971-72)
4	254	Jerrold Mustaf (1989-90)
5	265	Al Bunge (1957-58)
6	249	Lawrence Boston (1975-76)
7	247	Keith Booth (1994-95)
T8	242	Terence Morris (1998-99)
	242	Buck Williams (1979-80)
10	228	Larry Gibson (1976-77)
11	224	Barry Yates (1970-71)
12	222	Derrick Lewis (1985-86)
13	220	Sparky Still (1969-70)
14	217	Steve Sheppard (1974-75)
15	213	Herman Veal (1981-82)

STEALS

1	78	Johnny Rhodes (1993-94)
2	64	Dutch Morley (1979-80)
T3	57	Laron Profit (1996-97)
	57	Walt Williams (1989-90)
5	51	Joe Smith (1994-95)
6	50	Terence Morris (1998-99)
T7	45	Terrell Stokes (1996-97)
	45	Duane Simpkins (1993-94)
9	39	Kevin McLinton (1990-91)
10	37	Derrick Lewis (1985-86)
11	35	Exree Hipp (1993-94)
12	34	Reggie Jackson (1979-80)
13	33	Obinna Ekezie (1996-97)
14	30	Albert King (1978-79)
15	27	Keith Gatlin (1984-85)

FIELD GOALS ATT.

1	495	John Lucas (1973-74)
2	454	Ernest Graham (1978-79)
3	446	Jerrold Mustaf (1989-90)
4	428	Tom McMillen (1971-72)
T5	424	Joe Smith (1994-95)
	424	Jay McMillen (1964-65)
7	420	Adrian Branch (1982-83)
8	372	Len Bias (1983-84)
9	363	Howard White (1970-71)
10	354	Terence Morris (1998-99)
11	353	Johnny Rhodes (1993-94)
12	350	Will Hetzel (1967-68)
13	343	Charles McNeil (1957-58)
14	337	Laron Profit (1996-97)
15	327	Albert King (1978-79)

FREE THROWS MADE

1	209	Joe Smith (1994-95)
2	197	Tom McMillen (1971-72)
3	134	Jim O'Brien (1970-71)
4	133	Jim Halleck (1956-57)
5	127	Jerrold Mustaf (1989-90)
6	128	Adrian Branch (1982-83)
7	114	Keith Booth (1994-95)
8	112	Bill Stasiulatis (1960-61)
T9	104	Terence Morris (1998-99)
	104	Walt Williams (1989-90)
11	100	Jay McMillen (1964-65)
T12	99	Charles McNeil (1957-58)
	99	Herman Veal (1981-82)
14	95	Len Elmore (1971-72)
T15	92	Obinna Ekezie (1996-97)
	92	Brad Davis (1975-76)

REBOUND AVG.

1	11.0	Len Elmore (1971-72)
2	10.7	Joe Smith (1994-95)
3	10.1	Buck Williams (1979-80)
4	9.8	Tom McMillen (1971-72)
5	9.1	Al Bunge (1957-58)
6	8.9	Lawrence Boston (1975-76)
7	8.6	Barry Yates (1970-71)
8	8.5	Sparky Still (1969-70)
9	8.4	Larry Gibson (1976-77)
T10	7.8	Will Hetzel (1967-68)
	7.8	Jim O'Brien (1970-71)
12	7.7	Jerrold Mustaf (1989-90)
T13	7.5	Jim Halleck (1956-57)
	7.5	Steve Sheppard (1974-75)
15	7.4	Gary Ward (1963-64)

BLOCKED SHOTS

1	97	Joe Smith (1994-95)
2	77	Terence Morris (1998-99)
3	71	Derrick Lewis (1985-86)
4	43	Keith Booth (1994-95)
5	36	Cedric Lewis (1988-89)
6	34	Walt Williams (1989-90)
7	33	Obinna Ekezie (1996-97)
8	32	Buck Williams (1979-80)
9	22	Jerrold Mustaf (1989-90)
T10	21	Laron Profit (1996-97)
	21	Johnny Rhodes (1993-94)
12	16	Len Bias (1983-84)
T13	15	Mike Mardesich (1998-99)
	15	Exree Hipp (1993-94)
15	13	Nick Bosnic (1993-94)

3-POINT FG MADE

1	40	Johnny Rhodes (1993-94)
2	38	Duane Simpkins (1993-94)
3	35	Laron Profit (1996-97)
4	32	Teyon McCoy (1987-88)
T5	31	Terrell Stokes (1996-97)
	31	Exree Hipp (1993-94)
7	30	Walt Williams (1989-90)
8	27	Terence Morris (1998-99)
9	26	Steve Hood (1987-88)
10	23	Ivan Powell (1986-87)
T11	20	Sarunas Jasikevicius (1995-96)
	20	John Johnson (1986-87)
13	10	Jerrold Mustaf (1989-90)
14	9	Joe Smith (1994-95)
15	8	Rodney Elliott (1995-96)

FREE THROWS ATT.

1	282	Joe Smith (1994-95)
2	241	Tom McMillen (1971-72)
3	174	Jim Halleck (1956-57)
4	171	Jim O'Brien (1970-71)
5	165	Adrian Branch (1982-83)
T6	164	Keith Booth (1994-95)
	164	Jerrold Mustaf (1989-90)
8	146	Bill Stasiulatis (1960-61)
9	144	Obinna Ekezie (1996-97)
10	134	Walt Williams (1989-90)
11	131	Jay McMillen (1964-65)
12	130	Charles McNeil (1957-58)
13	128	Buck Williams (1979-80)
14	127	Herman Veal (1981-82)
T15	126	Terence Morris (1998-99)
	126	Len Elmore (1971-72)




A L L - T I M E R E C O R D B O O K

Junior Class Leaders

POINTS

1	701	Len Bias (1984-85)
2	674	Albert King (1979-80)
3	616	Tom McMillen (1972-73)
4	605	Will Hetzel (1968-69)
5	579	Steve Francis (1998-99)
6	510	Derrick Lewis (1986-87)
7	506	Laron Profit (1997-98)
8	494	Steve Sheppard (1975-76)
9	483	Ernest Graham (1979-80)
10	482	Buck Williams (1980-81)
11	481	Tony Massenburg (1988-89)
12	475	Johnny Rhodes (1994-95)
13	471	Greg Manning (1979-80)
T14	469	John Lucas (1974-75)
	469	Gary Ward (1964-65)



Len Bias



Will Hetzel



Keith Gatlin



Derrick Lewis

SCORING AVG.

1	23.3	Will Hetzel (1968-69)
2	21.7	Albert King (1979-80)
3	21.2	Tom McMillen (1972-73)
4	20.9	Bob Kessler (1954-55)
5	19.6	Derrick Lewis (1986-87)
6	19.5	John Lucas (1974-75)
7	18.9	Len Bias (1984-85)
8	18.7	Walt Williams (1990-91)
9	18.0	Gary Ward (1964-65)
10	17.8	Charles McNeil (1958-59)
11	17.6	Steve Sheppard (1975-76)
12	17.0	Steve Francis (1998-99)
13	16.6	Tony Massenburg (1988-89)
14	15.9	Evers Burns (1991-92)
T15	15.8	Laron Profit (1997-98)
	15.8	Jay McMillen (1965-66)

ASSISTS

1	204	Keith Gatlin (1985-86)
2	172	Rudy Archer (1987-88)
3	162	Duane Simpkins (1994-95)
4	154	Kevin McLinton (1991-92)
5	152	Steve Francis (1998-99)
6	149	Terrell Stokes (1997-98)
7	136	Ernest Graham (1979-80)
8	132	Brad Davis (1976-77)
9	126	Johnny Rhodes (1994-95)
10	119	Jeff Adkins (1983-84)
11	109	Exree Hipp (1994-95)
12	104	Laron Profit (1997-98)
13	102	Sarunas Jasikevicius (1996-97)
14	93	Howard White (1971-72)
T15	91	John Lucas (1974-75)
	91	Walt Williams (1990-91)

FIELD GOALS MADE

1	275	Albert King (1979-80)
2	274	Len Bias (1984-85)
3	250	Tom McMillen (1972-73)
4	233	Will Hetzel (1968-69)
5	205	Steve Francis (1998-99)
6	203	Steve Sheppard (1975-76)
7	202	Ernest Graham (1979-80)
8	197	Tony Massenburg (1988-89)
9	196	Greg Manning (1979-80)
10	195	Derrick Lewis (1986-87)
T11	190	Johnny Rhodes (1994-95)
	190	Evers Burns (1991-92)
13	186	John Lucas (1974-75)
14	184	Laron Profit (1997-98)
15	183	Buck Williams (1980-81)

3-POINT FG ATT.

1	164	Teyon McCoy (1989-90)
2	131	Sarunas Jasikevicius (1996-97)
3	122	Rudy Archer (1987-88)
4	120	Johnny Rhodes (1994-95)
5	117	Laron Profit (1997-98)
6	116	Steve Francis (1998-99)
7	105	Duane Simpkins (1994-95)
8	95	Walt Williams (1990-91)
9	70	Terrell Stokes (1997-98)
10	69	Exree Hipp (1994-95)
11	57	Mario Lucas (1994-95)
12	47	Kevin McLinton (1991-92)
13	34	Keith Booth (1995-96)
14	30	Matt Downing (1990-91)
15	25	Rodney Elliott (1996-97)

REBOUNDS

1	363	Buck Williams (1980-81)
2	318	Will Hetzel (1968-69)
3	290	Len Elmore (1972-73)
4	284	Tom McMillen (1972-73)
5	271	Gary Ward (1964-65)
6	253	Larry Gibson (1977-78)
7	251	Len Bias (1984-85)
8	248	Derrick Lewis (1986-87)
9	246	Steve Sheppard (1975-76)
10	242	Ben Coleman (1982-83)
11	241	Al Bunge (1958-59)
12	235	Jerry Greenspan (1961-62)
13	233	Keith Booth (1995-96)
14	230	Ernest Graham (1979-80)
15	229	Rod Horst (1968-69)

STEALS

1	95	Steve Francis (1998-99)
2	87	Laron Profit (1997-98)
3	85	Johnny Rhodes (1994-95)
4	47	Kevin McLinton (1991-92)
5	43	Ernest Graham (1979-80)
6	42	Albert King (1979-80)
7	41	Keith Booth (1995-96)
8	40	Terrell Stokes (1997-98)
T9	38	Sarunas Jasikevicius (1996-97)
	38	Rudy Archer (1987-88)
	38	Derrick Lewis (1986-87)
T12	34	Len Bias (1984-85)
	34	Evers Burns (1991-92)
14	32	Exree Hipp (1995-94)
15	30	Dutch Morley (1980-81)

FIELD GOALS ATT.

1	527	Will Hetzel (1968-69)
2	519	Len Bias (1984-85)
3	497	Albert King (1979-80)
4	468	Bob Kessler (1954-55)
5	427	Tom McMillen (1972-73)
6	412	Laron Profit (1997-98)
7	403	Ernest Graham (1979-80)
8	392	Steve Francis (1998-99)
9	386	Gary Ward (1964-65)
10	368	Evers Burns (1991-92)
11	367	Pete Johnson (1967-68)
12	362	Johnny Rhodes (1994-95)
13	357	Jay McMillen (1965-66)
T14	358	Tony Massenburg (1988-89)
	358	Steve Sheppard (1975-76)

FREE THROWS MADE

1	162	Keith Booth (1995-96)
2	153	Len Bias (1984-85)
3	139	Will Hetzel (1968-69)
4	134	Obinna Ekezie (1997-98)
5	131	Bob Kessler (1954-55)
6	130	Jerry Greenspan (1961-62)
T7	124	Steve Francis (1998-99)
	124	Albert King (1979-80)
9	119	Derrick Lewis (1986-87)
T10	116	Tom McMillen (1972-73)
	116	Buck Williams (1980-81)
12	115	Charles McNeil (1958-59)
13	106	Duane Simpkins (1994-95)
14	104	Laron Profit (1997-98)
T15	99	Exree Hipp (1994-95)
	99	Gary Ward (1964-65)

REBOUND AVG.

1	12.2	Will Hetzel (1968-69)
2	11.7	Buck Williams (1980-81)
3	11.2	Len Elmore (1972-73)
4	11.8	Bob Eicher (1961-62)
5	11.6	Al Bunge (1958-59)
6	11.0	Bob Kessler (1954-55)
7	10.4	Gary Ward (1964-65)
8	10.1	Rod Horst (1968-69)
9	9.8	Tom McMillen (1972-73)
10	9.5	Derrick Lewis (1986-87)
11	9.4	Jerry Greenspan (1961-62)
12	9.0	Larry Gibson (1977-78)
13	8.8	Steve Sheppard (1975-76)
14	8.1	Ben Coleman (1982-83)

BLOCKED SHOTS

1	114	Derrick Lewis (1986-87)
2	57	Larry Gibson (1977-78)
3	49	Cedric Lewis (1989-90)
4	37	Obinna Ekezie (1997-98)
5	36	Laron Profit (1997-98)
T6	33	Len Bias (1984-85)
	33	Ben Coleman (1982-83)
T8	31	Lawrence Boston (1976-77)
	31	Chris Kerwin (1991-92)
10	29	Buck Williams (1980-81)
11	27	Tony Massenburg (1988-89)
12	24	Evers Burns (1991-92)
13	23	Keith Booth (1995-96)
14	19	Charles Pittman (1980-81)
T15	18	Johnny Rhodes (1994-95)
	18	Albert King (1979-80)

3-POINT FG MADE

1	64	Teyon McCoy (1989-90)
2	48	Rudy Archer (1987-88)
T3	45	Steve Francis (1998-99)
	45	Johnny Rhodes (1994-95)
5	42	Sarunas Jasikevicius (1996-97)
6	40	Duane Simpkins (1994-95)
7	34	Laron Profit (1997-98)
8	28	Walt Williams (1990-91)
9	24	Terrell Stokes (1997-98)
T10	22	Exree Hipp (1994-95)
	22	Mario Lucas (1994-95)
12	13	Kevin McLinton (1991-92)
13	12	Dave Dickerson (1987-88)
14	8	Matthew Downing (1990-91)
15	7	Keith Booth (1995-96)

FREE THROWS ATT.

1	214	Keith Booth (1995-96)
2	200	Obinna Ekezie (1997-98)
3	197	Len Bias (1984-85)
4	182	Buck Williams (1980-81)
5	177	Derrick Lewis (1986-87)
6	171	Will Hetzel (1968-69)
7	167	Jerry Greenspan (1961-62)
8	157	Steve Francis (1998-99)
T9	151	Exree Hipp (1994-95)
	151	Albert King (1979-80)
11	147	Laron Profit (1997-98)
T12	145	Tony Massenburg (1988-89)
	145	Tom McMillen (1972-73)
14	138	Ben Coleman (1982-83)
T15	131	Sarunas Jasikevicius (1996-97)
	131	Bob Kessler (1954-55)



A L L - T I M E R E C O R D B O O K


Senior Class Leaders

POINTS


1	776	Walt Williams (1991-92)
2	743	Len Bias (1985-86)
3	671	Adrian Branch (1984-85)
4	654	Gene Shue (1953-54)
5	624	Keith Booth (1996-97)
6	559	Albert King (1980-81)
T7	557	John Lucas (1975-76)
	557	Tony Massenburg (1989-90)
9	524	Tom McMillen (1973-74)
10	518	Evers Burns (1992-93)
11	502	Johnny Rhodes (1995-96)
12	498	Jim O'Brien (1972-73)
13	494	Laron Profit (1998-99)
14	497	Matt Roe (1990-91)
15	491	Ben Coleman (1983-84)



Walt Williams



Len Elmore



Terrell Stokes



Keith Booth

SCORING AVG.

1	26.8	Walt Williams (1991-92)
2	23.2	Len Bias (1985-86)
3	20.4	Bob Kessler (1955-56)
4	19.9	John Lucas (1975-76)
5	19.5	Keith Booth (1996-97)
6	19.4	Tom McMillen (1973-74)
7	18.5	Evers Burns (1992-93)
8	18.1	Adrian Branch (1984-85)
T9	18.0	Albert King (1980-81)
	18.0	Tony Massenburg (1989-90)
11	17.8	Charles McNeil (1959-60)
12	17.4	Jerry Greenspan (1962-63)
13	17.2	Gary Ward (1965-66)
T14	16.7	Johnny Rhodes (1995-96)
	16.7	Al Bunge (1959-60)

ASSISTS

1	213	Terrell Stokes (1998-99)
2	175	Kevin McLinton (1992-93)
T3	135	Greg Nared (1988-89)
	135	Mickey Wiles (1969-70)
5	124	Dutch Morley (1981-82)
6	121	Bob Bodell (1972-73)
7	120	Ernest Graham (1980-81)
8	118	Duane Simpkins (1995-96)
9	116	Sarunas Jasikevicius (1997-98)
10	104	Walt Williams (1991-92)
11	101	Jeff Baxter (1985-86)
12	97	John Johnson (1988-89)
13	92	Albert King (1980-81)
14	91	Vince Broadnax (1991-92)
15	86	John Lucas (1975-76)

FIELD GOALS MADE

1	270	Adrian Branch (1984-85)
2	267	Len Bias (1985-86)
3	256	Walt Williams (1991-92)
4	233	John Lucas (1975-76)
5	232	Albert King (1980-81)
6	214	Tom McMillen (1973-74)
7	211	Evers Burns (1992-93)
8	206	Tony Massenburg (1989-90)
9	205	Keith Booth (1996-97)
10	203	Jim O'Brien (1972-73)
11	197	Johnny Rhodes (1995-96)
12	194	Ben Coleman (1983-84)
13	188	Ernest Graham (1980-81)
14	185	Laron Profit (1998-99)
T15	184	Owen Brown (1974-75)
	184	Derrick Lewis (1987-88)

3-POINT FG ATT.

1	240	Walt Williams (1991-92)
2	156	Matt Roe (1990-91)
3	151	Sarunas Jasikevicius (1997-98)
4	135	Johnny Rhodes (1995-96)
5	113	Keith Gatlin (1987-88)
6	100	Duane Simpkins (1995-96)
T7	99	Mario Lucas (1995-96)
	99	Greg Nared (1988-89)
9	95	John Johnson (1988-89)
10	74	Rodney Elliott (1997-98)
11	77	Laron Profit (1998-99)
12	71	Terrell Stokes (1998-99)
13	60	Exree Hipp (1995-96)
14	57	Dave Dickerson (1988-89)
15	52	Wayne Bristol (1994-95)

REBOUNDS

1	412	Len Elmore (1973-74)
2	336	Bob Kessler (1955-56)
3	321	Tom Roy (1974-75)
4	314	Tony Massenburg (1989-90)
T5	269	Ben Coleman (1983-84)
	269	Tom McMillen (1973-74)
7	258	Rod Horst (1971-70)
8	257	Larry Gibson (1978-79)
9	253	Keith Booth (1996-97)
10	250	Bob Everett (1954-55)
11	249	Evers Burns (1992-93)
12	241	Gary Ward (1965-66)
13	237	Derrick Lewis (1987-88)
14	236	Rodney Elliott (1997-98)
15	233	Cedric Lewis (1990-91)

STEALS

1	110	Johnny Rhodes (1995-96)
2	68	Laron Profit (1998-99)
3	67	Terrell Stokes (1998-99)
4	64	Keith Booth (1996-97)
5	60	Walt Williams (1991-92)
6	47	Evers Burns (1992-93)
T7	46	Kevin McLinton (1992-93)
	46	Greg Nared (1988-89)
T9	45	Adrian Branch (1984-85)
	45	Derrick Lewis (1987-88)
T11	42	Ernest Graham (1980-81)
	42	Cedric Lewis (1990-91)
13	40	Vince Broadnax (1991-92)
14	38	Sarunas Jasikevicius (1997-98)
15	37	Jeff Adkins (1984-85)

FIELD GOALS ATT.

1	542	Walt Williams (1991-92)
2	529	Adrian Branch (1984-85)
3	491	Len Bias (1985-86)
4	469	Gene Shue (1953-54)
5	462	Albert King (1980-81)
6	456	John Lucas (1975-76)
7	437	Keith Booth (1996-97)
8	417	Evers Burns (1992-93)
9	408	Tony Massenburg (1989-90)
10	404	Tom McMillen (1973-74)
11	399	Bob Kessler (1955-56)
12	393	Gary Ward (1965-66)
13	368	Laron Profit (1998-99)
T14	366	Ernest Graham (1980-81)
	366	Jim O'Brien (1972-73)

FREE THROWS MADE

1	213	Keith Booth (1996-97)
2	209	Len Bias (1985-86)
3	175	Walt Williams (1991-92)
4	174	Bob Kessler (1955-56)
5	145	Tony Massenburg (1989-90)
6	143	Jerry Greenspan (1962-63)
7	131	Adrian Branch (1984-85)
T8	125	Bob Everett (1954-55)
	125	Kevin McLinton (1992-93)
10	124	John Johnson (1988-89)
11	123	Al Bunge (1959-60)
12	105	Rodney Elliott (1997-98)
13	103	Ben Coleman (1983-84)
T14	100	Laron Profit (1998-99)
	100	Jay McMillen (1966-67)
	100	Tom Young (1957-58)

REBOUND AVG.

1	14.7	Len Elmore (1973-74)
2	14.0	Bob Kessler (1955-56)
3	12.6	Al Bunge (1959-60)
4	11.1	Tom Roy (1974-75)
5	10.7	Bob McDonald (1960-61)
6	10.4	Bob Everett (1954-55)
7	10.1	Tony Massenburg (1989-90)
8	10.0	Tom McMillen (1973-74)
9	9.9	Rod Horst (1969-70)
10	9.6	Gary Ward (1965-66)
11	8.9	Evers Burns (1992-93)
12	8.8	Jerry Greenspan (1962-63)
13	8.6	Larry Gibson (1978-79)
14	8.4	Ben Coleman (1983-84)
15	8.3	Cedric Lewis (1990-91)

BLOCKED SHOTS

1	143	Cedric Lewis (1990-91)
2	58	Larry Gibson (1978-79)
3	55	Derrick Lewis (1987-88)
4	42	Ben Coleman (1983-84)
5	37	Tony Massenburg (1989-90)
6	36	Chris Kerwin (1992-93)
7	35	Obinna Ekezie (1998-99)
8	31	Charles Pittman (1980-81)
9	28	Walt Williams (1991-92)
10	22	Evers Burns (1992-93)
T11	19	Rodney Elliott (1997-98)
	19	Keith Booth (1996-97)
13	18	Adrian Branch (1984-85)
14	17	Lawrence Boston (1977-78)
15	15	Mario Lucas (1995-96)

3-POINT FG MADE

1	89	Walt Williams (1991-92)
2	60	Sarunas Jasikevicius (1997-98)
3	56	Keith Gatlin (1987-88)
4	48	Matt Roe (1990-91)
5	45	Duane Simpkins (1995-96)
6	42	Johnny Rhodes (1995-96)
T7	34	Mario Lucas (1995-96)
	34	John Johnson (1988-89)
T9	29	Terrell Stokes (1998-99)
	29	Greg Nared (1988-89)
11	28	Rodney Elliott (1997-98)
12	24	Laron Profit (1998-99)
13	18	Wayne Bristol (1994-95)
14	15	Derrick Lewis (1987-88)
15	13	Mike Anderson (1989-90)

FREE THROWS ATT.

1	297	Keith Booth (1996-97)
2	263	Bob Kessler (1955-56)
3	242	Len Bias (1985-86)
4	231	Walt Williams (1991-92)
5	201	Tony Massenburg (1989-90)
6	191	Jerry Greenspan (1962-63)
7	182	Bob Everett (1954-55)
8	172	Adrian Branch (1984-85)
9	158	Cedric Lewis (1990-91)
10	157	John Johnson (1988-89)
11	154	Al Bunge (1959-60)
12	153	Rodney Elliott (1997-98)
13	152	Kevin McLinton (1992-93)
14	148	Laron Profit (1998-99)
15	144	Ben Coleman (1983-84)



Yearly Leaders

Scoring

Year	Leader	Pts.-Avg.
1950-51	Lee Brawley	404-15 0
1951-52	not available	—
1952-53	Gene Shue	508-22 1
1953-54	Gene Shue	654-21 8
1954-55	Bob Kessler	487-20 3
1955-56	Bob Kessler	490-20 4
1956-57	Bob O'Brien	342-13 2
1957-58	Charles McNeil	311-14 8
1958-59	Charles McNeil	311-14 8
1959-60	Al Bunge	383-16 6
1960-61	Bob McDonald	347-13 4
1961-62	Jerry Greenspan	380-15 2
1962-63	Jerry Greenspan	365-17 4
1963-64	George Suder	327-13 0
1964-65	Jay McMillen	512-19 7
1965-66	Gary Ward	430-17 2
1966-67	Jay McMillen	392-16 3
1967-68	Pete Johnson	360-15 0
1968-69	Will Hetzel	605-23 3
1969-70	Rod Horst	428-16 5
1970-71	Howard White	389-15 6
	Jim O'Brien	342-16 3
1971-72	Tom McMillen	667-20 8
1972-73	Tom McMillen	616-21 2
1973-74	John Lucas	564-20 1
1974-75	John Lucas	469-19 5
1975-76	John Lucas	557-19 9
1976-77	Lawrence Boston	338-13 0
	Steve Sheppard	309-16 2
1977-78	Lawrence Boston	423-15 5
1978-79	Ernest Graham	499-16 6
1979-80	Albert King	674-21 7
1980-81	Albert King	559-18 0
1981-82	Adrian Branch	442-15 2
1982-83	Adrian Branch	541-18 7
1983-84	Ben Coleman	491-15 3
1984-85	Len Bias	701-18 9
1985-86	Len Bias	743-23 2
1986-87	Derrick Lewis	510-19 6
1987-88	Derrick Lewis	466-15 0
1988-89	Tony Massenburg	481-16 6
1989-90	Jerrold Mustaf	609-18 5
1990-91	Matt Roe	498-17 8
	Walt Williams	318-18 7
1991-92	Walt Williams	776-26 8
1992-93	Evers Burns	518-18 5
1993-94	Joe Smith	582-19 4
1994-95	Joe Smith	708-20 8
1995-96	Johnny Rhodes	502-16 7
1996-97	Keith Booth	624-19 5
1997-98	Laron Profit	506-15 8
1998-99	Steve Francis	579-17 0

Rebounding

Year	Player	Rbs.-Avg.
1955-56	Bob Kessler	336-14 0
1956-57	Jim Halleck	195-7 5
1957-58	Al Bunge	265-9 1
1958-59	Al Bunge	241-10 5
1959-60	Al Bunge	289-12 6
1960-61	Bob McDonald	279-10 7
1961-62	Jerry Greenspan	235-9 4
1962-63	Jerry Greenspan	184-8 8
1963-64	Rick Wise	185-7 1
	Gary Ward	103-7 4
1964-65	Gary Ward	271-10 4
1965-66	Gary Ward	241-9 6
1966-67	Jay McMillen	195-8 1
1967-68	Jay McMillen	195-8 1
1968-69	Will Hetzel	318-12 2
1969-70	Rod Horst	258-9 9
1970-71	Barry Yates	224-8 6
1971-72	Len Elmore	351-11 0
1972-73	Len Elmore	290-11 2
1973-74	Len Elmore	412-14 7
1974-75	Tom Roy	321-11 1
1975-76	Lawrence Boston	249-8 9
	Larry Gibson	157-9 8
1976-77	Larry Gibson	228-8 4
1977-78	Larry Gibson	253-9 0
1978-79	Buck Williams	323-10 8
1979-80	Buck Williams	242-10 1
1980-81	Buck Williams	363-11 7
1981-82	Herman Veal	213-7 3
1982-83	Ben Coleman	242-8 1
1983-84	Ben Coleman	269-8 4
1984-85	Len Bias	251-6 8
1985-86	Len Bias	224-7 0
1986-87	Derrick Lewis	248-9 5
1987-88	Derrick Lewis	237-7 6
1988-89	Tony Massenburg	226-7 8
1989-90	Tony Massenburg	314-10 1
1990-91	Cedric Lewis	233-8 3
1991-92	Evers Burns	206-7 1
1992-93	Evers Burns	249-8 9
1993-94	Joe Smith	321-10 7
1994-95	Joe Smith	362-10 7
1995-96	Keith Booth	233-7 8
1996-97	Keith Booth	253-7 9
1997-98	Rodney Elliott	236-7 4
1998-99	Terence Morris	242-7 1

Field Goal Pct.

Year	Leader	FG Pct
1950-51	Dick Koffenberger	.480
1951-52	not available	—
1952-53	Gene Shue	.469
1953-54	Gene Shue	.506
1954-55	not available	—
1955-56	Bob O'Brien	.421
1956-57	John Nacincik	.470
1957-58	Nick Davis	.463
1958-59	Charles McNeil	.443
1959-60	Paul Jelus	.470
1960-61	Bob McDonald	.453
1961-62	Bruce Kelleher	.437
1962-63	Connie Carpenter	.447
1963-64	Jackie Clark	.480
1964-65	Jay McMillen	.486
1965-66	Gary Ward	.463
1966-67	Rich Drescher	.445
1967-68	Will Hetzel	.423
1968-69	Rod Horst	.480
1969-70	Rod Horst	.532
1970-71	Charlie Blank	.473
1971-72	Tom McMillen	.549
1972-73	Tom McMillen	.585
1973-74	Maurice Howard	.553
1974-75	Tom Roy	.606
1975-76	Maurice Howard	.553
1976-77	Lawrence Boston	.597
1977-78	Lawrence Boston	.580
1978-79	Buck Williams	.583
1979-80	Greg Manning	.643
1980-81	Buck Williams	.647
1981-82	Charles Pittman	.611
1982-83	Ben Coleman	.571
1983-84	Ben Coleman	.608
1984-85	Len Bias	.530
1985-86	Tom Jones	.551
1986-87	Derrick Lewis	.602
1987-88	Brian Williams	.600
1988-89	Tony Massenburg	.550
1989-90	Jerrold Mustaf	.529
1990-91	Garfield Smith	.527
1991-92	Evers Burns	.516
1992-93	Evers Burns	.506
1993-94	Joe Smith	.522
1994-95	Joe Smith	.578
1995-96	Johnny Rhodes	.478
1996-97	Obinna Ekezie	.550
1997-98	Terence Morris	.523
1998-99	Terence Morris	.551

(150 attempts minimum)




Evers Burns led in scoring, rebounding and field goal percentage in 1992-93



Rod Horst led in rebounding and field goal percentage in 1969-70



Tony Massenburg led in scoring, rebounding and field goal pct. in 1988-89.



A L L - T I M E R E C O R D B O O K

Free Throw Pct.

Year	Leader	FT.Pct
1950-51	Dick Koffenberger	772
1951-52	not available	—
1952-53	Gene Shue	700
1953-54	Gene Shue	789
1954-55	not available	—
1955-56	Bob O'Brien	767
1956-57	Jim Halleck	764
1957-58	Charles McNeil	762
1958-59	Jerry Bechtle	783
1959-60	Paul Jelus	842
1960-61	Bob McDonald	873
1961-62	Bruce Kelleher	816
1962-63	Jerry Greenspan	749
1963-64	Neil Brayton	803
1964-65	Cary Ward	818
1965-66	Jay McMillen	792
1966-67	Jay McMillen	787
1967-68	Pete Johnson	721
1968-69	Will Hetzel	813
1969-70	Will Hetzel	781
1970-71	Jim O'Brien	784
1971-72	Tom McMillen	817
1972-73	Jim O'Brien	844
1973-74	Maurice Howard	786
1974-75	John Lucas	836
1975-76	Maurice Howard	828
1976-77	Brad Davis	784
1977-78	Jo Jo Hunter	863
1978-79	Greg Manning	857
1979-80	Greg Manning	908
1980-81	Greg Manning	821
1981-82	Herman Veal	780
1982-83	Herman Veal	762
1983-84	Len Bias	767
1984-85	Keith Gatlin	862
1985-86	Len Bias	864
1986-87	John Johnson	790
1987-88	Rudy Archer	770
1988-89	John Johnson	790
1989-90	Walt Williams	776
1990-91	Walt Williams	837
1991-92	Kevin McLinton	781
1992-93	Kevin McLinton	822
1993-94	Duane Simpkins	784
1994-95	Duane Simpkins	841
1995-96	Duane Simpkins	845
1996-97	Sarunas Jasikevicius	742
1997-98	Sarunas Jasikevicius	759
1998-99	Juan Dixon	830

Assists


Year	Leader	Ast.-Avg.
1969-70	Mickey Wiles	135-5.2
1970-71	Jim O'Brien	70-3.3
1971-72	Howard White	93-2.9
1972-73	John Lucas	178-5.9
1973-74	John Lucas	159-5.7
1974-75	Brad Davis	134-4.6
1975-76	Brad Davis	165-5.9
1976-77	Brad Davis	132-4.9
1977-78	Greg Manning	74-2.6
1978-79	Dutch Morley	128-4.3
1979-80	Ernest Graham	136-4.4
1980-81	Ernest Graham	120-3.9
1981-82	Dutch Morley	128-4.3
1982-83	Jeff Adkins	121-4.0
1983-84	Keith Gatlin	148-4.6
1884-85	Keith Gatlin	221-6.0
1985-86	Keith Gatlin	204-6.4
1986-87	Teyon McCoy	111-4.3
1987-88	Rudy Archer	172-5.5
1988-89	Greg Nared	135-4.8
1989-90	Walt Williams	149-4.5
1990-91	Kevin McLinton	123-4.4
	Walt Williams	91-5.4
1991-92	Kevin McLinton	154-5.3
1992-93	Kevin McLinton	154-5.3
1993-94	Duane Simpkins	136-4.5
1994-95	Duane Simpkins	162-4.8
1995-96	Duane Simpkins	118-4.4
1996-97	Terrell Stokes	143-4.5
1997-98	Terrell Stokes	149-4.7
1998-99	Terrell Stokes	213-6.3

Steals

Year	Leader	Stl.-Avg.
1976-77	Steve Sheppard	27-1.4
1977-78	Jo Jo Hunter	26-1.0
1978-79	Dutch Morley	43-1.4
1979-80	Dutch Morley	64-2.1
1980-81	Ernest Graham	42-1.4
1981-82	Dutch Morley	33-1.1
1982-83	Jeff Adkins	23-0.8
1983-84	Adrian Branch	29-1.0
1984-85	Adrian Branch	45-1.2
1985-86	Derrick Lewis	37-1.1
1986-87	Derrick Lewis	38-1.5
1987-88	Derrick Lewis	45-1.5
1988-89	Greg Nared	46-1.6
1989-90	Walt Williams	67-1.7
1990-91	Cedric Lewis	42-1.5
1991-92	Walt Williams	60-2.1
1992-93	Johnny Rhodes	71-2.5
1993-94	Johnny Rhodes	78-2.3
1994-95	Johnny Rhodes	85-2.5
1995-96	Johnny Rhodes	110-3.7
1996-97	Keith Booth	64-2.0
1997-98	Laron Profit	87-2.7
1998-99	Steve Francis	95-2.8



Jim O'Brien led in free throw percentage and assists in 1970-71



Cedric Lewis set an ACC mark with a 5.1 blocks per game average in 1990-91




Kevin McLinton led in assists and free throw percentage in both 1991-92 and 1992-93.


Blocked Shots

Year	Leader	Blk.-Avg.
1976-77	Larry Gibson	67-2.5
1977-78	Larry Gibson	57-2.0
1978-79	Larry Gibson	58-1.9
1979-80	Taylor Baldwin	35-1.1
1980-81	Buck Williams	29-0.9
1981-82	Charles Pittman	31-1.3
1982-83	Ben Coleman	33-1.1
1983-84	Ben Coleman	42-1.3
1984-85	Derrick Lewis	99-2.7
1985-86	Derrick Lewis	71-2.2
1986-87	Derrick Lewis	*114-4.4
1987-88	Derrick Lewis	55-1.8
1988-89	Cedric Lewis	36-1.3
1989-90	Cedric Lewis	49-1.5
1990-91	Cedric Lewis	*143-5.1
1991-92	Chris Kerwin	31-1.1
1992-93	Chris Kerwin	30-1.1
1993-94	Joe Smith	93-3.1
1994-95	Joe Smith	97-2.9
1995-96	Keith Booth	23-0.8
1996-97	Obinna Ekezie	33-1.1
1997-98	Obinna Ekezie	37-1.2
1998-99	Terence Morris	77-2.3

*second best in the nation that season #ACC record



Dutch Morley led in assists and steals in 1978-79 and 1981-82.



Greg Nared led in assists and steals in 1988-89.



A L L - T I M E R E C O R D B O O K

Team Records

Scoring

GAME (MARYLAND)

1	138 (138-72)	vs Morgan St (12-23-94)
2	152 (152-57)	vs North Texas (12-23-98)
3	130 (130-106)	vs East Carolina (12-7-77)
4	128 (128-103)	vs Canisius (12-23-78)
T5	127 (127-84)	vs East Carolina (11-29-75)
	127 (127-82)	vs Brown (12-1-72)
7	124 (124-110)	vs NC State (12-20-78)
8	122 (122-82)	vs Boston U (12-8-75)
9	120 (120-73)	vs Towson St (12-12-94)
10	118 (118-55)	vs Delaware St (1-17-96)
T11	117 (117-96)	vs C Washington (12-4-71)
	117 (117-51)	vs Mid-E Shore (2-27-87)
	117 (117-70)	vs Fla International (11-25-97)
T14	115 (115-83)	vs Georgetown (12-11-73)
	115 (115-76)	vs Miami (OH) (12-28-79)
	115 (115-60)	vs Mid-E Shore (11-26-91)

GAME (OPPONENT)

T1	114 (91-114)	by NC State (2-27-91)
	114 (111-114)	by Duke (2-10-90)
3	110 (124-110)	by NC State (12-20-78)
4	108 (109-108)	by NC State (3-1-78)
5	107 (87-107)	by North Carolina (2-1-69)
6	106 (130-106)	by East Carolina (12-7-77)
T7	105 (85-105)	at Florida State (1-13-93)
	105 (73-105)	by North Carolina (2-9-91)
	105 (70-105)	by North Carolina (1-30-71)
10	104 (72-104)	by Duke (1-3-98)

GAME (BOTH TEAMS)

1	236 (150-106)	vs East Carolina (12-7-77)
2	234 (124-110)	vs NC State (12-20-78)
3	231 (128-103)	vs Canisius (12-23-78)
4	225 (111-114)	vs Duke (2-10-90)
5	217 (109-108)	vs NC State (3-1-78)

HALF (MARYLAND)

1	85	Morgan State (12-23-94, 2nd Half)
---	----	-----------------------------------

SEASON

1	2,946	1994-95
2	2,873	1998-99
3	2,747	1989-90
4	2,613	1972-73
5	2,607	1974-75
6	2,602	1984-85
7	2,520	1997-98
8	2,481	1979-80
9	2,469	1975-76
10	2,444	1971-72

SEASON AVG.

1	89.9	1974-75
2	88.2	1975-76
3	87.1	1972-73
4	86.7	1994-95
5	85.7	1973-74
6	84.5	1998-99
7	83.2	1989-90
8	82.1	1977-78
9	81.3	1995-96
10	81.0	1991-92

Rebounding

GAME

1	74	vs Penn State (12-2-64)
2	68	vs Chicago State (12-2-96)
3	67	vs East Carolina (12-7-77)
4	65	vs Bucknell (12-22-76)
5	64	vs North Texas (12-23-98)

SEASON

1	1,388	1971-72
2	1,368	1973-74
3	1,367	1994-95
4	1,361	1972-73
5	1,351	1989-90

SEASON AVG.

1	48.9	1973-74
2	48.3	1955-56
3	45.4	1972-73
4	45.1	1968-68
5	44.7	1964-65
6	44.4	1970-71
7	44.3	1965-66
T8	44.0	1967-68
	44.0	1960-61
10	43.5	1974-75

Field Goals Made

GAME

T1	55	vs Brown (11-29-72)
	55	vs Canisius (12-23-78)
3	52	vs East Carolina (12-7-77)
T4	51	vs Virginia (3-2-74)
	51	vs Boston University (12-8-75)

Fewest 6 vs Seton Hall (12-30-41)

SEASON

1	2,094	1972-73
2	1,049	1974-75
3	1,044	1998-99
4	1,038	1984-85
5	1,035	1994-95

Field Goals Att.

GAME

1	99	vs Canisius (12-23-78)
2	97	vs East Carolina (12-7-77)
T3	93	vs Miami (OH) (12-29-70)
		vs George Washington (12-4-71)
		vs Long Island (1-23-73)

Fewest 18 vs South Carolina (1-9-71)

SEASON

1	2,108	1998-99
2	2,094	1972-73
3	2,080	1994-95
4	2,073	1989-90
5	2,065	1984-85

Fouls

GAME

1	44	vs William & Mary (2-52)
		Fewest 7 vs Buffalo (1-25-72)
		By Opponent 39 by Morgan State (12-23-94)

Field Goal Pct.

GAME

1	833	vs South Carolina (1-9-71)
2	739	vs Wake Forest (1-28-86)
3	732	vs NC State (12-20-80)
4	704	vs Miami (OH) (12-28-79)
5	667	vs Western Carolina (11-14-98)
	667	vs Md-Eastern Shore (2-17-86)

SEASON

1	551	1979-80
2	547	1974-75
3	539	1983-84
4	537	1975-76
5	532	1974-75

Free Throws Made

GAME

1	41	vs Morgan State (12-23-94)
2	40	vs North Carolina (3-8-58)
T3	35	vs Lafayette (12-23-96)
	35	vs Oklahoma (1-12-93)
	35	vs North Carolina (1-10-90)

Fewest 0 vs Wake Forest (2-28-73)

By Opponent 40 by Clemson (1-13-68)

SEASON

1	697	1994-95
2	633	1989-90
3	616	1996-97
4	601	1998-99
5	590	1957-58

Free Throws Att.

GAME

1	67	vs Morgan State (12-23-94)
2	57	vs North Carolina (1-3-53)
3	52	vs Oklahoma (1-12-93)
4	50	vs Lafayette (12-23-97)
5	47	vs Bucknell (12-22-76)

Fewest 0 vs Several (last Georgia Tech 2-6-93)

By Opponent 53 by Clemson (1-13-68)

SEASON

1	987	1994-95
2	904	1996-97
3	893	1989-90
4	858	1957-58
5	857	1998-99

Free Throw Pct.

GAME

1	1000	(19-19) vs Holy Cross (1-21-85)
2	966	(28-29) vs Duke (2-7-76)
3	950	(19-20) vs Duke (2-2-80)
4	938	(15-16) vs North Carolina (2-7-95)
5	932	(28-31) vs North Carolina (1-27-75)

SEASON

1	758	1975-76
2	757	1974-75
3	751	1981-92
4	747	1959-60
T5	746	1971-72
		1973-74

3-Pt. FG Made

GAME

T1	11	American (12-30-94)
	11	American (12-23-95)
	11	Georgia Tech (1-3-96)

SEASON

1	195	1987-88
2	185	1995-96
3	184	1998-99

3-Pt. FG Att.

GAME

1	30	at Florida State (2-10-96)
---	----	----------------------------

SEASON

1	544	1995-96
2	508	1994-95
3	504	1998-99

Assists

GAME

1	37	vs North Texas (12-23-98)
2	36	vs Brown (11-29-72)
3	35	vs Brown (12-1-71)
4	34	vs Morgan State (12-23-94)
5	33	vs Western Carolina (11-14-98)

SEASON

1	674	1998-99
2	641	1994-95
3	602	1997-98
4	583	1989-90
5	575	1984-85

Steals

GAME

1	24	vs Pittsburgh (11-28-98)
T2	22	vs UCLA (11-26-98)
	22	vs UNC-Asheville (12-22-97)
4	21	at AU Puerto Rico (11-26-98)
5	20	vs South Carolina State (12-27-98)

SEASON

1	431	1998-99
2	329	1995-96
3	303	1993-94
4	302	1994-95
5	275	1997-98

Blocked Shots

GAME

T1	17	vs Md-Eastern Shore (2-27-87)
	17	vs Georgia Tech (12-10-75)
3	16	vs Md-Eastern Shore (12-1-88)
T4	14	vs North Carolina (2-15-99)
	14	vs South Carolina (11-14-97)
	14	vs James Madison (1-28-87)

SEASON

1	202	1998-99
2	185	1990-91
3	181	1984-85
4	176	1993-94
5	168	1994-95



A L L - T I M E R E C O R D B O O K

Margin of Victory/100-Point Games

Largest Margin of Victory

Rk.	Marg.	Opponent	Score
1.	+75	North Texas (12-23-98)	132-57
2.	+67	Western Carolina (11-14-98)	113-46
T3.	+66	Morgan State (12-23-94)	138-72
	+66	Md.-Eastern Shore (12-27-87)	117-59
5.	+64	DePauw (12-12-74)	113-49
6.	+63	Delaware State (1-17-96)	118-55
7.	+60	Colgate (12-8-94)	113-53
8.	+58	UNC-Asheville (12-22-97)	110-52
9.	+57	DePauw (12-3-75)	99-42
10.	+55	Md.-Eastern Shore (11-26-91)	115-60
11.	+53	Towson State (2-21-85)	91-38
T12	+51	Md.-Baltimore County (2-22-90)	113-62
		Cornell (11-27-93)	92-41
T14	+50	AJ Puerto Rico (11-26-98)	82-32
		Chicago State (12-2-96)	94-44
16	+49	Eastern Kentucky (12-5-73)	106-57
T17.	+47	Florida International (11-25-97)	117-70
	+47	Towson State (12-12-94)	120-73
19	+46	Appalachian State (1-2-75)	96-50
20.	+45	Brown (11-29-72)	127-82
21.	+44	Md.-Eastern Shore (12-1-88)	97-53
22.	+43	Johns Hopkins (11-26-83)	108-65
23.	+41	Lafayette (12-23-97)	108-67
T24	+40	Howard (1-2-93)	109-69
	+40	Morgan State (12-26-92)	103-63
	+40	Boston University (12-8-75)	122-82
	+40	South Carolina (3-1-58)	99-59
	+40	Clemson (1-6-53)	81-41

Largest Margin of Defeat

Rk.	Marg.	Opponent	Score
1.	-63	Bainbridge Navy (1944-45)	85-22
2.	-53	Army (1943-44)	78-25
3.	-44	Seton Hall (1941-42)	59-15
4.	-40	North Carolina (3-12-93)	102-62
5.	-39	Wake Forest (1962-63)	80-41
6.	-38	West Virginia (1946-47)	81-43
7.	-37	Navy (1932-33)	58-21
8.	-32	Duke (1-3-98)	104-72




John Lucas played in 26 games in which Maryland scored more than 100 points from 1972 through 1976.

Maryland's 100 Point Games

Total 100 Point Games: 83	1993-94 (2)	1982-83 (2)	1973-74 (8)
Most in a Season: 8 (1973-74)	109-71 Towson State	101-90 at Duke	100-103 vs NC State
Most Consecutive 100-Point Games: 3 (1994-95)	102-70 NC State	106-94 North Carolina	105-85 vs North Carolina
Last 100-Point Game: vs Florida State, 107-87 (1-27-99)			110-75 Virginia
	1992-93 (3)	1980-81 (2)	104-83 Duke
	103-80 Md.-Baltimore County	114-89 Marshall	112-73 Fordham
	103-63 Morgan State	109-83 Fairleigh Dickinson	102-75 Holy Cross
	109-69 Howard		115-83 Georgetown
1998-99 (4)		1979-80 (3)	106-57 Eastern Kentucky
113-46 Western Carolina		101-82 Duke	
132-57 North Texas	1991-92 (2)	115-76 Miami (OH)	1972-73 (4)
104-70 South Carolina State	115-60 Md.-Eastern Shore	113-79 Catholic	100-73 Long Island
107-87 Florida State	101-91 West Virginia		105-76 Wake Forest
	1990-91 (1)	1977-78 (2)	107-80 at Canisius
1997-98 (4)	104-100 NC State	109-108 vs NC State (3 OT)	127-82 Brown
102-74 Mt. St. Mary's		130-106 East Carolina	
117-70 Florida International	1989-90 (5)	1976-77 (1)	1971-72 (5)
104-66 Md.-Baltimore County	105-74 Augusta College	106-72 Bucknell	100-69 Niagara
110-52 UNC-Asheville	104-86 George Mason		103-67 Western Kentucky
	110-91 Alcorn State	1975-76 (7)	102-79 at Holy Cross
1996-97 (2)	111-114 Duke (OT)	105-91 Wake Forest	118-96 at Geo. Washington
108-67 Lafayette	113-61 Md.-Baltimore County	102-91 Duke	100-83 Brown
103-73 Penn	1987-88 (1)	102-84 NC State	1970-71 (2)
	117-51 Md.-Eastern Shore	111-88 Long Island	111-77 Miami (FL)
1995-96 (3)	1986-87 (1)	104-69 Seton Hall	109-70 Buffalo
104-79 American	117-51 Md.-Eastern Shore	122-82 Boston Univ	1969-70 (1)
104-66 Md.-Eastern Shore		127-84 East Carolina	103-85 Clemson
118-55 Delaware St	1983-84 (3)	1974-75 (7)	1965-66 (2)
1994-95 (5)	102-77 vs West Virginia	104-87 E. Tennessee	107-92 West Virginia
102-64 Bucknell	104-69 Md.-Eastern Shore	103-82 at Duquesne	107-81 at Geo. Washington
102-77 Md.-Baltimore County	108-65 Johns Hopkins	104-80 at Duke	
113-53 Colgate		103-85 NC State	1959-60 (1)
120-73 Towson State		105-67 Georgia Tech	103-80 Yale
138-72 Morgan State		113-49 DePauw	
		106-81 Richmond	

Opponents' 100-Point Games

Total 100-Point Games: 32	1993-94 (2)	1987-88 (1)	1970-71 (2)
Most in a Season: 5 (1990-91)	90-100 at North Carolina	82-104 at Georgia Tech	76-100 North Carolina
Most Consecutive 100-Point Games: 2 (1978-79)	91-100 at Georgia Tech		70-105 at North Carolina
Last 100-Point Game: Kentucky 103, Maryland 91 (12-12-98)		1978-79 (3)	1969-70 (2)
	1992-93 (3)	79-102 vs North Carolina	68-101 South Carolina
	73-101 at North Carolina	90-101 vs Canisius	87-107 at North Carolina
	85-105 at Florida State	124-110 vs NC State	
	66-102 vs North Carolina	1977-78 (3)	1968-69 (1)
1998-99 (1)	1990-91 (5)	109-108 NC State (3 OT)	87-107 at North Carolina
91-103 at Kentucky	85-100 vs Boston College	90-101 at Geo. Washington	1963-64 (1)
	73-105 at North Carolina	130-106 East Carolina	72-104 Duke
1997-98 (1)	104-100 vs NC State		
72-104 vs Duke	81-101 at Duke	1973-74 (1)	
	91-114 at NC State	100-103 NC State	
1995-96 (1)	1989-90 (2)	1972-73 (1)	
78-100 at Florida State	111-114 vs. Duke (OT)	89-103 vs Providence	
	84-104 at Duke		
1994-95 (2)			
90-100 at North Carolina			
91-100 at Georgia Tech			



Maryland Year-By-Year Statistics

YEAR	/--TOTAL--/			/--3PT--/			FTM-FTA	.PCT	AST	BLK	STL	PF-DQ	OFF REBS	DEF REBS	TOTAL REBS-AVG	TOTAL PTS-AVG
	GP	FGM-FGA	.PCT	FGM-FGA	.PCT	.PCT										
1950-51	27	481-1210	.398	--	--	450-663	.679									1412-52.3
1951-52	stats not available															1245-59.0
1952-53	23	487-1285	.379	--	--	432-698	.617									1406-61.1
1953-54	30	712-1661	.429	--	--	532-787	.648									1959-65.3
1954-55	24	563-1417	.398	--	--	447-682	.657								1178-49.0	1573-65.5
1955-56	24	550-1382	.398	--	--	500-744	.672								1158-48.3	1600-66.7
1956-57	26	597-1414	.422	--	--	486-679	.716								911-35.0	1680-64.6
1957-58	29	706-1698	.416	--	--	590-858	.688								1175-40.5	2004-69.1
1958-59	23	502-1262	.398	--	--	361-545	.655								889-38.7	1365-59.3
1959-60	23	548-1310	.418	--	--	399-534	.747								864-37.6	1495-65.0
1960-61	26	628-1482	.424	--	--	491-659	.745								1143-44.0	1747-67.2
1961-62	25	637-1476	.432	--	--	474-644	.736								1082-43.3	1748-69.9
1962-63	21	506-1272	.398	--	--	337-496	.679				332-na				888-42.3	1349-64.2
1963-64	26	714-1634	.437	--	--	397-572	.694				512-16				1058-40.7	1825-70.2
1964-65	26	726-1596	.455	--	--	457-634	.720				435-15				1162-44.7	1909-73.4
1965-66	25	705-1535	.459	--	--	381-560	.680				449-18				1107-44.3	1791-71.6
1966-67	25	637-1448	.439	--	--	350-479	.730				378-5				884-35.3	1624-64.9
1967-68	24	653-1678	.389	--	--	346-519	.667				457-21				1058-44.0	1652-68.8
1968-69	26	782-1842	.425	--	--	485-657	.738				487-15				1068-45.1	2049-78.8
1969-70	26	781-1709	.457	--	--	417-586	.712	337			458-17				1174-45.1	1979-76.1
1970-71	26	735-1650	.448	--	--	480-715	.671	302			442-13				1106-42.5	1950-75.0
1971-72	32	929-1877	.495	--	--	586-786	.746	443			490-10				1154-44.4	2444-76.4
1972-73	30	1089-2094	.520	--	--	435-606	.718	557			547-17				1361-43.4	2613-87.1
1973-74	28	1012-1983	.510	--	--	376-504	.746	450			492-10				1368-45.4	2400-85.7
1974-75	29	1049-1918	.547	--	--	509-672	.757	413			535-18				1261-48.9	2607-89.9
1975-76	28	996-1854	.537	--	--	477-629	.758	397			562-20				1126-43.5	2469-88.2
1976-77	27	850-1645	.516	--	--	415-566	.733	310	155	163	500-20				1059-40.2	2115-78.3
1977-78	28	935-1829	.509	--	--	433-599	.722	336	142	148	577-20				1188-38.8	2303-82.1
1978-79	27	954-1897	.503	--	--	430-600	.717	415	126	195	589-18				1154-42.4	2338-77.9
1979-80	30	985-1789	.551	--	--	511-706	.724	558	114	233	569-12				1089-38.5	2481-80.0
1980-81	31	943-1774	.532	--	--	467-649	.720	503	93	201	596-17				1095-35.1	2353-75.9
1981-82	29	651-1359	.479	--	--	476-634	.751	307	78	126	530-15				876-35.3	1778-61.3
1982-83	30	820-1672	.490	--	--	496-724	.685	375	88	105	619-25				1098-30.2	2222-74.1
1983-84	32	941-1745	.539	--	--	509-702	.725	548	100	148	578-15				1078-36.6	2391-74.7
1984-85	37	1038-2065	.503	--	--	526-708	.743	575	181	206	639-14				1184-33.7	2602-70.3
1985-86	33	911-1786	.510	--	--	500-686	.729	465	135	159	549-9				1030-32.0	2322-70.4
1986-87	26	674-1344	.502	122-290	.461	395-553	.714	423	143	130	474-15	200	524	769-31.2	1865-71.7	
1987-88	31	874-1633	.504	195-451	.430	407-606	.672	536	140	177	537-12	303	583	957-29.6	2350-75.8	
1988-89	29	760-1651	.460	88-311	.283	398-587	.672	427	125	159	529-15	309	615	1002-30.9	2006-69.2	
1989-90	33	1002-2073	.483	110-278	.396	633-893	.709	583	162	217	704-20	438	802	1351-34.6	2747-83.2	
1990-91	28	814-1795	.454	90-309	.291	527-772	.683	455	185	227	550-19	3734	625	1098-39.2	2245-80.2	
1991-92	29	848-1880	.451	128-294	.325	526-751	.700	495	107	242	611-32	403	611	1092-37.7	2350-81.0	
1992-93	29	813-1907	.443	106-339	.313	439-653	.672	521	99	258	577-18	375	665	1116-39.9	22235-79.8	
1993-94	30	868-1901	.457	141-401	.352	522-766	.682	502	176	303	624-26	411	711	1193-39.8	2399-80.0	
1994-95	34	1035-2080	.498	179-508	.352	697-987	.706	641	168	302	632-15	476	804	1367-40.2	2946-86.7	
1995-96	30	860-1917	.449	185-544	.340	535-783	.683	529	88	329	652-15	405	664	1158-38.6	2440-81.3	
1996-97	32	836-1800	.465	118-378	.312	616-904	.691	518	112	274	600-18	346	793	1226-38.3	2406-75.2	
1997-98	32	908-1969	.461	166-476	.349	538-794	.678	602	158	275	637-28	369	793	1271-39.7	2520-78.8	
1998-99	34	1044-2108	.495	184-504	.365	601-857	.701	674	202	431	672-7	417	835	1343-39.5	2873-84.5	



A L L - T I M E R E C O R D B O O K

Opponent Year-By-Year Statistics

YEAR	/--TOTAL--/			/--3PT--/			FTM-FTA	.PCT	AST	BLK	STL	PF-DQ	OFF REBS	DEF REBS	TOTAL REBS-AVG	TOTAL PTS-AVG
	GP	FGM-FGA	.PCT	FGM-FGA	.PCT	.PCT										
1950-51	27	510-na	--	--	--	400-663	.603	--	--	--	--	--	--	--	--	1420-52.6
1951-52	stats not available															
1952-53	23	369-na	--	--	--	515-788	.654	--	--	--	--	--	--	--	--	1256-54.3
1953-54	30	539-na	--	--	--	594-888	.668	--	--	--	--	--	--	--	--	1672-55.7
1954-55	stats not available															
1955-56	24	509-1470	.346	--	--	537-733	.732	--	--	--	--	--	--	--	977-40.7	1555-64.8
1956-57	26	553-1414	.391	--	--	484-729	.661	--	--	--	--	--	--	--	940-36.2	1590-61.5
1957-58	29	583-1687	.352	--	--	497-735	.676	--	--	--	--	--	--	--	1031-35.6	1671-57.6
1958-59	23	444-1201	.369	--	--	408-584	.697	--	--	--	--	--	--	--	814-35.4	1296-57.6
1959-60	23	529-1331	.397	--	--	343-490	.700	--	--	--	--	--	--	--	795-34.6	1407-56.3
1960-61	26	642-1676	.384	--	--	473-679	.697	--	--	--	--	--	--	--	1119-43.0	1757-61.2
1961-62	25	700-1669	.419	--	--	405-679	.649	--	--	--	489-	--	--	--	1115-44.6	1805-67.6
1962-63	21	614-1336	.460	--	--	276-624	.697	--	--	--	336-	--	--	--	879-41.9	1504-71.6
1963-64	26	736-1618	.455	--	--	509-396	.692	--	--	--	462-14	--	--	--	1145-44.0	1964-75.5
1964-65	26	686-1655	.415	--	--	417-735	.714	--	--	--	490-23	--	--	--	1021-30.3	1789-68.8
1965-66	25	649-1603	.405	--	--	415-584	.706	--	--	--	454-11	--	--	--	1029-41.2	1711-68.4
1966-67	25	644-1380	.467	--	--	340-588	.714	--	--	--	393-7	--	--	--	928-37.1	1628-65.1
1967-68	24	670-1533	.437	--	--	434-476	.701	--	--	--	419-12	--	--	--	1188-49.0	1744-73.9
1968-69	26	858-1846	.465	--	--	472-619	.725	--	--	--	488-18	--	--	--	1225-47.1	2188-84.1
1969-70	26	762-1695	.449	--	--	421-651	.680	--	--	--	472-13	--	--	--	1082-41.6	1945-74.7
1970-71	26	743-1625	.457	--	--	422-619	.703	308	--	--	544-24	--	--	--	1056-40.6	1908-73.4
1971-72	32	843-1933	.436	--	--	417-600	.687	302	--	--	607-30	--	--	--	1040-32.5	2107-65.8
1972-73	30	947-2023	.449	--	--	332-607	.686	363	--	--	598-23	--	--	--	1043-34.8	2226-74.2
1973-74	28	798-1993	.400	--	--	335-484	.705	278	--	--	513-11	--	--	--	1066-38.1	1931-69.0
1974-75	29	916-2075	.441	--	--	331-475	.694	355	--	--	634-28	--	--	--	999-34.5	2163-74.6
1975-76	28	867-1954	.444	--	--	346-477	.708	307	--	--	575-25	--	--	--	1024-36.6	2080-74.3
1976-77	27	804-1845	.436	--	--	393-489	.722	299	58	202	529-21	--	--	--	978-36.2	2001-74.1
1977-78	28	906-2001	.453	--	--	415-612	.678	363	60	227	563-14	--	--	--	1057-37.7	2227-79.5
1978-79	30	912-1923	.474	--	--	416-601	.692	402	99	240	576-17	--	--	--	1036-34.5	2240-74.7
1979-80	31	926-1952	.474	--	--	374-534	.700	476	83	231	662-31	--	--	--	1000-32.3	2226-71.8
1980-81	31	879-1860	.473	--	--	406-582	.698	454	76	254	613-27	--	--	--	954-30.8	2164-69.8
1981-82	31	666-1424	.468	--	--	372-548	.679	326	80	150	581-30	--	--	--	802-27.7	1704-58.8
1982-83	29	808-1783	.453	--	--	425-634	.670	385	78	144	655-22	--	--	--	1022-34.1	2141-71.4
1983-84	30	889-1922	.462	--	--	373-537	.694	465	66	170	644-32	--	--	--	996-31.1	2151-67.2
1984-85	32	981-2136	.459	--	--	440-637	.691	510	84	192	681-26	--	--	--	1222-33.0	2404-65.0
1985-86	33	873-1820	.480	--	--	420-575	.730	457	78	187	639-16	--	--	--	1017-30.0	2166-65.6
1986-87	26	728-1521	.479	113-245	.561	336-491	.684	425	61	193	497-12	298	520	871-33.5	1905-73.3	
1987-88	31	840-1744	.482	126-318	.396	421-589	.715	488	60	203	567-	347	599	1010-32.6	2227-71.8	
1988-89	29	798-1722	.463	125-339	.369	431-615	.701	475	72	171	531-13	330	604	1024-34.6	2152-74.2	
1989-90	33	911-2122	.429	175-490	.357	566-811	.698	535	103	238	692-25	466	676	1244-37.7	2563-77.7	
1990-91	28	817-1827	.447	161-465	.346	427-631	.677	475	128	179	595-18	384	645	1114-39.8	2222-79.4	
1991-92	29	829-1763	.470	164-440	.373	467-729	.641	460	152	165	612-18	378	656	1130-39.0	2289-78.9	
1992-93	28	813-1812	.443	163-446	.313	437-661	.661	521	170	203	544-17	408	694	1186-42.4	2226-79.5	
1993-94	30	798-1846	.432	168-526	.319	433-640	.640	448	145	213	632-17	367	687	1148-38.3	2197-73.2	
1994-95	34	923-2098	.440	241-685	.352	427-651	.656	511	573	220	727-34	398	647	1142-33.6	2514-73.9	
1995-96	30	780-1730	.451	195-537	.363	533-731	.729	429	155	195	594-21	321	693	1114-37.1	2288-76.3	
1996-97	32	752-1857	.405	195-601	.325	437-654	.668	425	122	229	669-29	335	666	1092-34.1	2136-66.8	
1997-98	32	799-1957	.408	220-667	.330	488-740	.660	421	113	233	638-33	398	721	1209-37.8	2306-72.1	
1998-99	34	772-1991	.388	213-703	.303	502-763	.658	447	104	279	706-26	410	690	1209-35.6	2259-66.4	



A L L - T I M E R E C O R D B O O K

Game-By-Game Results

Game-by-game results for Maryland men's basketball since 1904-05. Scores and dates are as complete as our research shows. Any additional information is welcome and should be directed to Chuck Walsh of Maryland Media Relations.

All neutral site games indicated with subscript numbers.

1 9 0 4 - 0 5

0-2 (no scores available)
Captain Samuel P. Thomas
 Washington YMCA
 Carroll Institute

No teams from 1905-06 through 1909-10

1 9 1 0 - 1 1

3-9 (2-3H, 1-6R)
Captain H. Burton Shipley
 Maryland Agricultural College

J8 New York Univ L 7-25
 J11 at Callaudet L 30-58
 at Staunton Mil Acad L 24-58
 at Washington & Lee L 17-46
 J28 at Virginia Military Inst W 17-14
 J31 Washington & Lee L 24-29
 at Delaware L 14-23
 Callaudet L 27-54
 at Georgetown L 25-31
 Mt St Joseph W 22-20
 Catholic W 35-30
 at Penn Mil Acad L 19-50

No teams in 1911-12 and 1912-13

1 9 1 3 - 1 4

Captain H. Burton Shipley
 Scores incomplete
 Maryland Agricultural College

at Callaudet
 at Catholic
 J14 at Mt St Joseph L 15-79
 J22 at St John's College L 10-48
 at Loyola College
 at Georgetown
 Catholic

F2 at Washington & Lee L 8-63
 F4 at Virginia Military Inst L 3-44
 F7 at St John's College L 15-38
 Geo Washington
 Callaudet
 Baltimore City
 at Penn State College
 at Delaware College

No teams from 1914-15 through 1916-17

1 9 1 8 - 1 9

1-5 (1-5A)
 at Callaudet W 27-26
 at Catholic L 7-25
 at Geo Washington L 11-25
 at Callaudet L 9-33
 at Catholic L 12-14
 at Geo Washington L 20-53

No teams from 1919-20 through 1922-23



H. Burton Shipley
 24 Seasons
 1923-24 to 1946-47
 Overall: 243-199
 Conf.: 124-91

1 9 2 3 - 2 4

5-7
 1-2 SC

Geo Washington W 41-22
 Callaudet W 42-28
 Catholic L 13-30
 F5 North Carolina L 20-26
 Virginia L 13-26
 F9 at Richmond W 24-22
 Catholic L 14-20
 Geo Washington L 19-20
 Washington & Lee W 22-21
 Virginia Military Institute L 12-21
 Virginia Military Institute W 34-19
 Georgia L 25-29
 1-Southern Conference Tour at Atlanta, Ga

1 9 2 4 - 2 5

12-5 (7-2H, 4-2A, 1-1N)
 3-1 SC

Virginia W 24-18
 at Columbia W 24-23
 at Stevens Institute W 21-17
 at Navy L 16-23
 Lafayette W 30-15
 at Catholic W 18-14
 Stevens Institute W 21-17
 J31 North Carolina L 16-21
 Callaudet W 25-14
 Washington Coll L 16-27
 at Princeton L 24-38
 City College of NY W 22-16
 South Carolina W 38-22
 at Virginia W 36-25
 Catholic W 27-17
 Alabama W 27-21
 NC State L 18-30
 1-Southern Conference Tour at Atlanta, Ga

1 9 2 5 - 2 6

14-3 (10-1H, 4-1A; 0-1N)
 7-1 SC

Washington & Lee W 40-27
 at Navy W 20-12
 J12 Richmond W 30-14
 at Virginia Military W 30-21
 at Washington & Lee W 33-20
 at Virginia Tech W 19-17
 Callaudet W 40-13
 Washington Coll W 30-26
 Stevens Institute L 24-27
 Virginia Tech W 30-14
 at Virginia L 28-34
 F9 North Carolina W 23-22
 W 25-15
 Duke W 41-20
 Virginia W 30-21
 Princeton W 32-26
 Mississippi Aggies L 19-22
 1-Southern Conference Tour at Atlanta, Ga

1 9 2 6 - 2 7

10-10 (7-2H, 3-7R, 0-1N)
 6-4 SC

at American L 16-21
 Washington & Lee W 44-32
 at Michigan L 25-39
 at Virginia L 17-22
 at Navy L 30-32
 Washington Coll L 18-22
 Georgia W 34-33
 Callaudet W 39-26
 Stevens Institute W 27-18
 F7 North Carolina W 28-23
 F8 North Carolina L 23-32
 F9 at Pennsylvania W 26-21

at Washington & Lee L 32-34
 at Virginia Military Inst W 32-15
 Virginia W 29-28
 at NC State L 23-38
 at Washington Coll L 16-21
 Western Maryland W 32-25
 F19 at North Carolina W 23-19
 Georgia L 22-27
 1-Southern Conference Tour at Atlanta, Ga

1 9 2 7 - 2 8

14-4 (11-0H; 3-4R)
 8-1 SC

D19 Washington & Lee W 28-24
 J12 at Virginia Tech W 29-20
 J13 at Washington & Lee W 31-28
 F6 at Catholic W 23-9
 J14 at Virginia Military Inst W 45-20
 Callaudet W 37-7
 Kentucky L 20-22
 at Johns Hopkins W 25-22
 St John's College W 26-20
 Virginia W 31-24
 Stevens Institute L 26-35
 F8 at Pennsylvania W 36-24
 NC State W 12-34
 Washington Coll W 22-20
 Johns Hopkins W 23-19
 Virginia Tech W 30-10
 Western Maryland W 30-29

1 9 2 8 - 2 9

7-9 (3-5H, 4-3R, 0-1N)
 2-5 SC

D20 William & Mary W 30-20
 D22 at Pennsylvania L 18-30
 J9 Randolph Macon L 20-33
 J15 at Virginia W 30-22
 J18 Johns Hopkins L 20-30
 J26 St John's W 20-18
 F1 Virginia L 22-25
 F2 Washington & Lee L 22-47
 F4 at Virginia Tech L 29-39
 F5 at Washington & Lee L 18-42
 F6 at Virginia Military Inst W 30-27
 F8 North Carolina L 22-28
 F13 at Navy W 30-27
 F15 Western Maryland W 32-17
 F23 at Johns Hopkins W 19-18
 Mississippi L 35-37
 1-Southern Conference Tour at Atlanta, Ga

1 9 2 9 - 3 0

16-6 (10-3H, 6-2R, 0-1N)
 9-5 SC

D13 William & Mary W 27-23
 J9 Duke L 27-28
 J11 Catholic W 37-30
 J14 Virginia W 54-20
 J17 Johns Hopkins W 41-24
 J22 at Navy W 43-39
 J25 Virginia Tech W 44-27
 F1 NC State L 26-28
 F3 Washington & Lee L 25-29
 F6 Western Maryland W 37-18
 F8 North Carolina W 34-26
 F11 at Virginia Tech W 34-25
 F12 at Virginia Military Inst W 44-25
 F13 at Washington & Lee L 21-36
 F15 Virginia W 51-29
 F18 at NC State W 21-19
 F19 at North Carolina W 29-22
 F20 at Duke L 24-39
 F22 at Johns Hopkins W 39-24
 F22 Virginia Military Institute W 39-21
 F25 St John's W 42-25
 F28 Kentucky L 21-26
 1-Southern Conference Tour at Atlanta, Ga

1 9 3 0 - 3 1

18-4 (10-2H; 4-2R; 4-0N)
 8-1 SC
SOUTHERN CONFERENCE TOURNAMENT CHAMPIONS

J7 Callaudet W 38-29
 J9 at Virginia Military Inst W 35-18
 J10 at Washington & Lee W 36-21
 J15 Duke W 32-24
 J17 Loyola L 30-33
 J22 at Johns Hopkins W 33-20
 J30 Virginia Military Institute W 44-20
 J31 Virginia Tech W 33-16
 F2 at Virginia L 31-34
 F3 Washington & Lee W 28-17
 F6 at Catholic W 24-21
 F10 North Carolina W 33-31
 F11 Washington Coll L 32-33
 F13 Virginia W 34-21
 F14 Western Maryland W 45-35
 F17 St John's W 32-27
 F21 at Navy L 33-36
 F25 Johns Hopkins W 31-22
 F28 Louisiana State W 37-33
 F28 North Carolina W 19-17
 M2 Georgia W 26-25
 M2 Kentucky W 29-27
 1-Southern Conference Tour at Atlanta, Ga

1 9 3 1 - 3 2

16-4 (11-1H; 5-2R; 0-1N)
 8-2 SC

D30 at Wisconsin L 30-32
 J11 Loyola L 27-28
 J15 at Washington & Lee W 42-38
 J16 at Virginia Military Inst W 43-28
 J20 Navy W 26-15
 J21 at Virginia W 36-31
 J23 at Johns Hopkins W 35-26
 J26 Virginia Military Institute W 38-20
 J30 Virginia Tech W 51-16
 F3 Catholic W 39-34
 F6 North Carolina W 26-25
 F10 Washington Coll W 36-16
 F12 Western Maryland W 25-15
 F13 Virginia W 46-18
 F15 Washington & Lee W 49-19
 F17 St John's W 24-20
 F19 at North Carolina L 26-32
 F20 at Duke W 20-18
 F23 Johns Hopkins W 38-24
 F26 Florida L 24-39
 1-Southern Conference Tour at Atlanta, Ga

1 9 3 2 - 3 3

11-9 (10-2H, 1-6R, 0-1N)
 7-3 SC

D23 Wisconsin L 13-22
 J7 at Virginia Tech W 40-20
 J12 Duke W 30-28
 J13 at Virginia Military Inst L 29-30
 J14 at Washington & Lee L 40-43
 J18 at Johns Hopkins L 27-37
 J21 Virginia Tech W 37-21
 J25 at Catholic L 27-29
 J28 at Navy L 21-59
 J31 at Virginia L 19-26
 F3 North Carolina W 42-29
 F4 Georgia L 36-40
 F8 Washington Coll W 35-27
 F9 Virginia W 37-28
 F11 Washington & Lee W 46-28
 F14 Virginia Military Institute W 45-29
 F16 St John's W 34-22
 F18 Western Maryland W 37-32
 F22 Johns Hopkins W 35-31
 F24 South Carolina L 28-65
 1-Southern Conference Tour at Raleigh, NC

1 9 3 3 - 3 4

11-8 (9-4H; 2-3R; 0-1N)
 6-1 SC

D18 Michigan W 29-25
 D30 Indiana L 17-30
 J5 at West Virginia L 24-26
 J11 Duke W 37-33
 J13 at Virginia Tech W 29-24

J20 Virginia Tech W 34-32
 J24 at Johns Hopkins L 32-35
 J26 at Virginia W 43-20
 J50 North Carolina L 24-28
 F2 Catholic W 33-25
 F3 at Navy L 27-46
 F6 Virginia W 28-25
 F9 Richmond L 33-44
 F10 Western Maryland W 49-33
 F13 Virginia Military Institute W 36-27
 F15 St John's L 32-37
 F17 Washington Coll W 44-33
 F21 Johns Hopkins W 32-19
 Washington & Lee L 37-45
 1-Southern Conference Tour at Raleigh, NC

1 9 3 4 - 3 5

8-10 (6-8H; 2-2R)
 4-5 SC

D20 Indiana L 29-30
 D29 Ohio State W 50-41
 J2 West Virginia L 29-39
 J4 South Carolina W 35-21
 J8 Virginia Military Institute W 39-24
 J11 Duke L 39-48
 J16 Washington Coll W 43-27
 J18 North Carolina L 31-39
 J30 at Navy L 36-43
 F2 Virginia W 44-24
 F9 Richmond L 26-56
 F12 at Catholic L 29-45
 F16 Washington & Lee L 29-33
 F20 at Virginia W 33-32
 F26 at Johns Hopkins W 41-35
 M2 St John's L 17-24
 M6 Johns Hopkins W 52-25
 M11 Georgetown L 24-25

1 9 3 5 - 3 6


14-6 (9-3H; 4-2R; 1-1N)
 3-3 SC

J7 Virginia Military Institute W 44-29
 J10 at Washington & Lee L 27-30
 J11 at Virginia Military Inst W 53-32
 J15 at Navy W 32-20
 J18 Richmond W 28-24
 J21 Baltimore W 55-33
 J23 Washington Coll. W 46-34
 J25 North Carolina L 32-44
 J30 William & Mary W 41-59
 F1 Duke W 38-34
 F6 Virginia W 40-34
 F10 at West Virginia L 26-51
 F11 Washington & Lee L 54-55
 F12 St John's W 40-28
 F15 Catholic L 29-40
 F18 at Washington Coll W 56-30
 F19 Johns Hopkins W 45-40
 F21 at Georgetown W 47-39
 M5 Duke W 47-35
 M6 Washington & Lee L 32-38
 1-Southern Conference Tour at Raleigh, NC

1 9 3 6 - 3 7

8-12 (7-3H; 1-8R; 0-1N)
 4-8 SC

D17 at Richmond L 40-51
 J6 Johns Hopkins W 54-31
 J8 at Washington & Lee L 27-51
 J9 at Virginia Military Inst W 48-28
 J14 Western Maryland W 48-36
 J16 at Duke L 31-34
 J20 Washington Coll W 41-20
 J23 Virginia W 37-23
 J28 at NC State L 33-35
 J29 at North Carolina L 24-41
 J30 at Duke L 30-34
 F3 at Navy L 37-53
 F6 North Carolina L 35-44
 F9 William & Mary W 41-29
 F13 Virginia Military Institute W 45-28
 F18 Washington & Lee L 35-41
 F20 Georgetown L 27-39
 F23 at St John's L 37-39
 F24 NC State W 41-35
 M4 NC State L 35-42
 1-Southern Conference Tour at Raleigh, NC



ALL-TIME

RECORD

BOOK

1937-38
15-9 (10-3H; 4-5R; 1-1N)
7-4 SC

1940-41
1-21 (1-10H; 0-11R)
0-13 SC

D16	Richmond	L	26-31
D17	Michigan	L	26-43
J4	at Baltimore	W	50-32
J5	Randolph Macon	W	45-27
J7	at Washington & Lee	L	29-31
J8	at Virginia Military Inst	W	42-27
J12	at Georgetown	L	39-57
J15	Duke	W	40-35
J27	at Virginia	W	39-23
J28	at North Carolina	L	24-43
J29	at Duke	L	54-44
J31	Virginia Tech	W	42-35
F2	at Navy	L	34-37
F3	New York Univ	L	27-42
F5	Washington & Lee	W	36-32
F10	William & Mary	W	45-38
F11	Virginia Military Institute	W	43-33
F12	Catholic	W	49-33
F16	at Washington Coll	W	43-42
F19	Dickinson	W	57-27
F21	Johns Hopkins	W	56-30
F23	St. John's	W	38-29
M4	Citadel	W	45-43
M5	Duke	L	32-35

1-Southern Conference Tour at Raleigh, NC

1938-39
15-9 (9-2H; 4-6R; 2-1N)
8-3 SC

O13	at Richmond	L	34-39
D15	Clemson	W	45-35
D16	Davidson	W	44-27
J4	at Pennsylvania	L	24-36
J7	at Army	L	25-45
J11	at Navy	L	37-47
J13	Duke	W	37-34
J14	Hampden-Sydney	W	34-25
J20	North Carolina	W	34-32
J28	Virginia	W	31-21
F2	at Duke	W	60-44
F3	at North Carolina	W	66-41
F4	at NC State	L	40-46
F8	Georgetown	L	25-39
F11	Washington & Lee	W	39-37
F14	William & Mary	L	49-57
F15	at St. John's	W	48-20
F18	Old Maryland	W	53-55
F20	at Catholic	W	40-38
F22	at Geo. Washington	L	24-37
F24	Washington Coll	W	47-37
M2	Richmond	W	47-32
M3	NC State	W	53-29
M4	Clemson	L	27-39

1-Southern Conference Tour at Raleigh, NC

1939-40
14-9 (9-2H; 4-6R; 1-1N)
7-4 SC

D12	Western Maryland	W	48-32
D14	Randolph Macon	W	47-16
J1	Clemson	W	53-26
J3	at Pennsylvania	L	34-41
J4	at Rutgers	W	51-39
J5	at Rhode Island State	L	35-59
J9	Duke	W	32-30
J13	Richmond	W	35-19
J17	at Georgetown	W	28-27
J19	Virginia Tech	W	49-41
J20	Washington & Lee	L	25-44
J26	at NC State	W	43-36
J27	at Clemson	L	30-48
J29	at South Carolina	L	30-33
J30	at Duke	L	37-48
F5	Johns Hopkins	W	49-36
F7	at Virginia Military Inst	W	60-33
F8	at Washington & Lee	L	19-39
F17	Catholic	W	46-31
F20	Virginia Military Institute	W	27-25
F22	Geo. Washington	L	26-44
F28	Washington & Lee	W	43-30
M1	Duke	L	32-44

1-Southern Conference Tour at Raleigh, NC

D14	Richmond	L	36-48
D17	at Johns Hopkins	L	24-38
D19	Clemson	L	34-48
J15	at Pennsylvania	L	32-43
J11	Duke	L	26-40
J14	at Washington & Lee	L	41-59
J15	at Virginia Military Inst	L	30-64
J17	at Georgetown	L	34-51
J24	North Carolina	L	36-55
J31	at Richmond	L	17-38
F1	at Duke	L	17-45
F3	at North Carolina	L	29-44
F5	at Navy	L	27-52
F6	at Virginia	L	18-47
F8	Washington & Lee	L	15-42
F10	at Geo. Washington	L	28-61
F14	William & Mary	L	40-58
F15	Connecticut	L	43-52
F18	Virginia Military Institute	L	27-41
F19	Rutgers	L	45-50
F21	Virginia Tech	L	39-48
F22	Washington Coll	W	26-18

1941-42
7-15 (4-5H; 3-10R)
3-8 SC

D15	at Richmond	W	41-23
D16	at William & Mary	L	34-39
D19	at West Virginia	L	36-63
D30	at Seton Hall	L	15-59
D31	at City College of NY	L	40-57
J2	at St. John's (N.Y.)	L	48-64
J9	at Virginia	W	35-34
J10	at Duke	L	33-37
J16	Washington Coll	W	28-25
J21	at Georgetown	W	51-42
J24	Geo. Washington	L	29-47
J29	Virginia	W	36-26
F2	at Virginia Military Inst	L	41-46
F3	at Washington & Lee	L	44-52
F7	Washington & Lee	L	28-30
F11	at Navy	L	47-61
F13	William & Mary	W	42-32
F14	West Virginia	L	27-41
F18	at Army	L	32-44
F20	North Carolina	L	30-34
F25	Duke	L	46-64
F27	Virginia Military Institute	W	39-36

1942-43
8-8 (5-3H; 3-5R)
5-5 SC

D10	Richmond	W	32-28
J1	North Carolina	W	47-40
J9	Virginia	W	53-49
J13	at Pennsylvania	L	49-51
J15	at Washington & Lee	L	40-50
J16	at Virginia Military Inst	L	34-35
J23	at Geo. Washington	L	43-48
J30	at Navy	W	63-54
F6	at Army	L	40-44
F12	Duke	L	43-46
F13	Washington & Lee	W	55-35
F15	at Virginia	W	56-42
F16	at North Carolina	W	40-31
F20	Georgetown	L	36-46
F23	William & Mary	W	51-36
F25	Virginia Military Institute	L	35-36

1943-44
4-14 (3-6H; 1-7R; 0-1N)
2-1 SC

D11	Quantic Marines	L	33-59
D17	Marshall	L	39-46
D21	Bainbridge Navy	L	20-52
J8	at Virginia	L	20-52
J15	Virginia Military Institute	W	43-36
J22	Hampden-Sydney	L	43-51
J24	at Bainbridge Navy	L	25-78
J26	Fort Belvoir	L	29-60
J29	Catholic	W	33-31
F5	Virginia	L	26-49
F8	at Catholic	L	33-53
F9	Woodrow Gen Hosp	W	48-26
F12	at Richmond	L	34-65
F18	at Woodrow Gen Hosp	L	25-35
F19	at Virginia Military Inst	W	31-29

F26 at Navy L 35-69
M1 at Army L 22-85
NC State L 23-42
1-Southern Conference Tour at Raleigh, NC

1944-45
2-14 (1-5H; 1-8R; 0-1N)
2-5 SC

D21	Gallaudet	L	26-27
J5	at North Carolina	L	28-53
J6	at Duke	L	24-51
J8	at NC State	L	32-46
J10	at Navy	L	53-70
J13	Virginia Military Institute	W	46-28
J18	Marine Corps Inst	L	34-50
J20	NC State	L	42-57
J27	Hampden-Sydney	L	42-43
F3	at Virginia	L	26-57
F5	at Virginia Military Inst	L	27-35
F10	Virginia	L	33-61
F17	at William & Mary	W	53-46
F27	at Kings Point	L	41-54
F28	at Army	L	34-54
Duke	L	49-76	

1-Southern Conference Tour at Raleigh, NC

1945-46
10-11 (8-4H; 2-6R; 0-1N)
5-5 SC

D18	Marine Corps Inst	W	61-46
D20	Marshall	L	43-50
D21	Quantic Marines	L	47-50
J4	at Duke	L	25-59
J5	at NC State	W	47-39
J7	at North Carolina	L	28-64
J16	at Navy	L	35-44
J19	NC State	W	37-33
J23	at Virginia	L	45-48
J25	Duke	W	43-38
J26	Hampden-Sydney	W	35-32
F2	Geo. Washington	W	48-35
F8	North Carolina	L	31-33
F9	Virginia	W	37-36
F14	Kings Point	W	43-59
F16	Richmond	W	37-31
F20	at William & Mary	L	36-42
F23	West Virginia	L	33-35
F26	at Kings Point	L	31-48
F27	at Army	W	25-52
M1	North Carolina	L	27-54

1-Southern Conference Tour at Raleigh, NC

1946-47
14-10 (9-3H; 5-6R; 0-1N)
9-4 SC

D14	at West Virginia	L	43-81
D17	Western Maryland	W	49-39
D18	Johns Hopkins	W	41-36
J3	at Quantic Marines	W	62-48
J4	at North Carolina	L	42-58
J8	Richmond	L	39-41
J10	Geo. Washington	W	44-43
J16	at Washington & Lee	W	65-60
J17	at Virginia Tech	W	57-49
J18	at Virginia Military Inst	W	61-50
J22	at Navy	L	27-55
J24	North Carolina	W	61-57
J31	Washington & Lee	W	59-50
F4	Georgetown	W	55-49
F10	Geo. Washington	L	48-63
F15	at Richmond	L	49-68
F17	Virginia Tech	W	55-42
F18	Duke	L	38-40
F19	at Kings Point	L	47-73
F24	at Army	W	57-54
F26	Citadel	W	52-40
M1	Virginia Military Institute	W	53-45
M12	at Pennsylvania	L	54-80
M13	NC State	L	43-55

1-Southern Conference Tour at Durham, NC



Flucie Stewart
3 Seasons
1947-48 to
1949-50
Overall: 27-48
Conf.: 22-27

1947-48
11-14 (6-4H; 5-9R; 0-1N)
9-7 SC

D11	at Western Maryland	W	63-58
D12	Loyola	L	52-63
D16	Davidson	W	59-58
D17	at Washington & Lee	L	64-70
D18	at Virginia Military Inst	W	53-46
D20	at Johns Hopkins	W	64-53
J5	at North Carolina	L	46-70
J5	at Duke	L	42-53
J7	at Georgetown	L	40-52
J10	Clemson	W	49-42
J12	at Virginia	L	44-64
J14	at Navy	L	47-51
J16	South Carolina	W	68-54
J17	Virginia Military Institute	W	63-48
J31	at Army	L	44-48
F7	Washington & Lee	W	64-38
F11	at Geo. Washington	L	49-65
F13	North Carolina	L	47-51
F16	Virginia	L	56-68
J2	at North Carolina	W	60-53
F21	at South Carolina	W	54-53
F23	at Clemson	W	63-61
F26	at Richmond	L	62-64
M1	Geo. Washington	L	35-59
M4	Davidson	L	51-58

1-Southern Conference Tour at Durham, NC

1948-49
9-18 (4-5H; 5-12R; 0-1N)
8-7 SC

D4	at Temple	L	49-67
D9	Virginia Tech	W	60-51
D11	at Loyola (Md.)	L	75-77
D13	Richmond	L	45-54
D16	Virginia	L	47-53
D18	Clemson	W	74-50
J3	at North Carolina	L	47-55
J4	Davidson	L	49-52
J7	at Virginia	L	43-79
J10	at Georgetown	L	51-53
J12	at Pennsylvania	L	67-81
J22	at Navy	L	46-52
J26	Geo. Washington	L	54-66
J28	at Miami (Ohio)	W	43-42
J29	at Miami (Ohio)	L	48-58
F2	at Cincinnati	L	33-70
F4	at Virginia Military Inst	W	53-45
F5	at Washington & Lee	W	66-60
F8	South Carolina	W	79-49
F11	North Carolina	L	42-66
F17	Georgetown	L	52-56
F19	at South Carolina	W	57-56
F20	at Clemson	L	49-68
F24	at Richmond	W	66-51
F26	at Geo. Washington	L	42-61
F28	Virginia Military Institute	W	70-55
M3	North Carolina	L	61-79

1-at Charlottesville, Va

2-Music Hall, Cincinnati, Ohio

3-Southern Conference Tour at Durham, NC

1949-50
8-17 (6-6H; 2-11R; 0-0N)
5-13 SC

D3	at Virginia Tech	L	57-63
D5	at Tennessee	L	40-61
D6	at Virginia	L	56-66
D10	Washington & Lee	W	65-46
D14	at Pennsylvania	L	52-54
D16	Clemson	L	55-60
D17	at Navy	L	62-75
D19	Ohio Wesleyan	L	71-75
J2	at North Carolina	W	53-55
J3	at Duke	L	46-58
J7	at Georgetown	W	71-65
J10	William & Mary	L	52-56

J12	at Richmond	L	49-59
J14	Geo. Washington	L	51-72
J21	at William & Mary	L	56-64
F1	Virginia Military Institute	W	65-53
F3	North Carolina	L	56-69
F6	at Virginia Military Inst	L	61-62
F10	Duke	W	67-57
F13	South Carolina	L	56-61
F14	Virginia	W	70-52
F18	Davidson	W	61-61
F21	Richmond	W	67-48
F24	at South Carolina	L	44-59
F25	at Clemson	L	68-70



A L L - T I M E

R E C O R D

B O O K

D18	at Washington & Lee	W	58-40
J3	at North Carolina	L	49-59
J5	at Virginia	W	59-56
J8	at Richmond (OT)	W	63-60
J10	Georgetown	L	45-54
J12	Virginia Tech	W	65-46
J17	North Carolina	W	68-66
F3	at Geo. Washington (2 OT)	L	62-63
F6	at Virginia Tech	W	70-56
F9	Richmond	L	46-49
F12	Virginia Military Institute	W	67-41
F14	Washington & Lee	W	87-56
F17	at William & Mary	W	79-57
F19	at Georgetown	L	48-49
F21	at Navy	L	47-51
F24	Geo. Washington	W	66-53
M5	Duke	W	74-65
M5	Wake Forest (OT)	L	59-61

1 9 5 3 - 5 4
23-7 (9-2H; 13-4R, 1-1N)
7-2 ACC (2nd)

D3	at South Carolina	W	53-49
D4	at Clemson	W	81-41
D5	at Wake Forest	L	54-71
D8	at William & Mary	W	69-54
D14	at West Virginia	L	71-87
D17	Virginia Tech	W	60-52
D18	South Carolina	W	79-48
D30	at Arizona State	W	65-50
D31	Evansville	W	66-58
J2	at Kentucky Wesleyan	W	54-37
J4	at Richmond	W	72-64
J5	Virginia	W	70-64
J6	Clemson	W	79-54
J9	at Georgetown (OT)	L	56-58
J11	Richmond	L	71-73
J15	Geo. Washington	W	68-61
J18	at Virginia	W	70-56
J30	at Tampa	W	61-51
F1	at Miami (Fla.)	W	63-57
F4	at Washington & Lee	W	51-25
F5	at Virginia Tech	W	54-41
F11	Washington & Lee	W	76-43
F13	at Navy (OT)	W	61-60
F15	Wake Forest	W	74-53
F16	Duke	L	61-68
F18	Georgetown	W	53-50
F23	at Geo. Washington	L	57-70
F25	William & Mary	W	74-55
M4	Clemson	W	75-59
M5	Wake Forest (OT)	L	56-64

1 9 5 4 - 5 5
17-7 (7-2H; 10-4R, 0-1N)
10-4 ACC (3rd)

D4	Georgetown	W	60-43
D7	Duke	W	49-47
D10	Wake Forest (OT)	L	58-62
D14	at Virginia	W	72-69
D17	at Duke	L	61-68
D18	at North Carolina	W	70-60
D27	Texas Tech	W	58-54
D28	Rhode Island	W	83-66
D30	Cincinnati	W	78-61
J4	South Carolina	W	68-51
J6	Virginia	W	78-65
J8	at Clemson	W	71-63
J10	at South Carolina	W	68-52
J13	NC State	W	68-64
J18	at Geo. Washington	L	53-75
J29	at Navy	W	60-54
F5	at William & Mary	W	67-62
F8	Geo. Washington	L	67-73
F12	North Carolina	W	63-61
F15	Clemson	W	68-66
F19	at NC State	L	58-78
F21	at Wake Forest	L	71-75
F25	at Georgetown (2 OT)	W	57-49
M3	Virginia (OT)	L	67-68

1 9 5 5 - 5 6
14-10 (9-5H; 5-4R, 0-1N)
7-7 ACC (5th)

1-Southern Conference Tour at Raleigh, N.C.

D2	Virginia	W	67-55
D8	William & Mary	W	52-51
D10	Wake Forest	W	61-51
D15	Kentucky	L	61-62
D17	North Carolina	L	62-68
D29	Michigan State	L	75-95
D30	St. Francis	W	75-66
J4	South Carolina	W	76-57
J5	Geo. Washington	W	62-48
J7	at Clemson	W	71-63
J9	at South Carolina	W	59-53
J12	NC State	L	64-73
J14	at Duke	L	62-76
J16	at North Carolina	L	55-64
J21	at Georgetown (OT)	W	62-57
F4	Navy	W	80-61
F7	Duke	L	70-82
F11	at Geo. Washington	W	67-46
F14	Clemson	W	81-69
F18	at NC State	W	71-62
F20	at Wake Forest	L	60-76
F23	at Virginia	L	60-73
F25	Georgetown	W	72-61
M1	Duke	L	69-94

1 9 5 6 - 5 7
16-10 (8-2H; 7-7R; 1-1N)
9-5 ACC (2nd)

D1	at Virginia	W	67-63
D6	Fordham	L	62-68
D10	Wake Forest	W	59-53
D15	at Kentucky	L	55-76
D17	at North Carolina	L	61-70
D30	Montana State	W	89-72
D31	New Mexico A&M	L	43-45
J1	at Virginia	W	43-39
J4	at Clemson	W	59-52
J5	at South Carolina	L	60-68
J10	Duke	W	62-51
J12	at Geo. Washington	W	68-48
J14	South Carolina	W	66-59
J16	Georgetown	W	82-69
J19	NC State	W	79-66
J31	at Duke	L	60-72
F2	Geo. Washington	W	84-67
F5	No. Carolina (2 OT)	L	61-65
F12	Virginia	W	85-64
F16	at NC State	W	56-49
F18	at Wake Forest	L	58-62
F23	at Navy	L	55-56
F25	Clemson	W	74-65
F27	at Georgetown	W	62-59
M7	Virginia	W	71-68
M8	South Carolina	L	64-74

1 9 5 7 - 5 8
22-7 (10-1H; 7-5R; 5-1N)
9-5 ACC (4th)

ACC TOURNAMENT CHAMPIONS

D4	Geo. Washington	W	64-55
D7	at Fordham	W	61-58
D9	Kentucky	W	71-62
D13	Wake Forest	W	72-58
D18	Navy	W	88-58
D28	Vanderbilt	W	71-56
D30	Memphis State (3 OT)	L	46-47
J3	at South Carolina	W	72-59
J4	at Clemson	L	66-73
J8	Duke	W	77-49
J11	North Carolina	W	74-61
J14	at Georgetown	W	55-45
J20	NC State	L	48-57
F1	at Navy	W	64-51
F7	at Virginia	W	87-66
F8	at Wake Forest	W	74-67
F13	Clemson	W	72-54
F15	at NC State (3 OT)	L	64-69
F18	Virginia	W	69-56
F21	at Duke	L	59-68
F22	at North Carolina	L	59-66

F26	Georgetown	W	56-46
M1	South Carolina	W	99-59
M6	Virginia	W	70-66
M7	Duke (OT)	W	71-65
M8	North Carolina	W	86-74
M11	Boston College	W	86-63
M14	Temple	L	67-71
M15	Manhattan	W	59-55

1 9 5 8 - 5 9
10-13 (7-3H; 3-9R; 0-1N)
7-7 ACC (3rd)

D3	NC State	L	53-55
D6	at Northwestern	L	62-66
D10	Virginia	W	63-56
D15	at Kentucky (OT)	L	56-58
D17	Navy	L	50-53
D20	Wake Forest	W	68-65
D29	Mississippi State	L	45-56
D30	Loyola	W	54-50
J7	Duke	W	64-31
J9	at South Carolina	W	59-41
J10	at Clemson	L	46-55
J14	Georgetown	W	61-53
J17	at Duke	L	69-78
F4	at North Carolina	L	57-64
F7	at Wake Forest	L	53-56
F10	Geo. Washington (OT)	L	65-66
F14	at NC State	L	37-53
F16	Clemson	W	77-58
F18	at Virginia	L	50-62
F21	North Carolina	W	69-51
F25	at Georgetown	W	67-56
F27	South Carolina	W	75-45
M5	Virginia	L	65-66

1 9 5 9 - 6 0
15-8 (8-2H; 7-5R; 0-1N)
9-5 ACC (3rd)

D3	at Geo. Washington	W	64-57
D9	Virginia	W	70-62
D14	Georgetown	W	59-48
D18	Wake Forest	L	47-54
D28	Indiana	L	63-72
D29	Fordham	W	76-54
J4	Yale	W	103-80
J8	South Carolina	W	85-66
J13	at Georgetown	L	51-66
J16	at Duke	W	56-48
J18	NC State	W	63-53
J20	at Navy	W	51-50
F3	North Carolina	L	66-75
F6	at Wake Forest	L	64-65
F10	at Virginia	W	44-43
F13	at NC State	L	46-48
F15	Clemson	W	70-55
F18	Duke	W	71-61
F20	Geo. Washington (OT)	W	86-84
F23	at North Carolina	L	64-81
F25	at Clemson (2 OT)	W	66-59
F27	at South Carolina	W	72-55
M3	NC State	L	58-74

1 9 6 0 - 6 1
14-12 (8-2H; 5-9R; 1-1N)
6-8 ACC (4th)

D1	Penn State	W	64-47
D3	at Virginia	W	57-52
D6	Geo. Washington	W	80-66
D10	at Minnesota	W	64-53
D14	at Georgetown	W	78-67
D17	Wake Forest	L	60-72
D29	North Carolina	L	57-81
D30	at NC State	L	67-75
D31	Wyoming	W	84-77
J7	South Carolina	W	72-58
J11	Georgetown	W	55-47

J14	at Duke	L	62-70
J16	North Carolina	L	52-58
J18	Navy	W	63-62
J21	NC State	W	75-57
F2	at North Carolina	L	56-63
F4	at Wake Forest	L	69-78
F10	at Clemson	L	59-76
F11	at South Carolina	L	61-64
F13	at NC State	L	66-83
F16	Duke	W	76-71
F18	at Geo. Washington	L	44-63
F22	Virginia	W	77-62
F25	Clemson (OT)	W	82-80
M2	Clemson	W	91-75
M5	Wake Forest	L	76-98

1 9 6 1 - 6 2
8-17 (4-6H; 4-10R; 0-1N)
3-11 ACC (7th)

D2	at Penn State	L	65-71
D6	Georgetown (2 OT)	L	78-79
D12	NC State (OT)	L	68-73
D15	Minnesota	W	75-69
D16	Wake Forest	W	79-62
D18	at Virginia	W	91-70
D29	Mississippi State	L	62-64
D30	Louisville	L	64-83
J3	at Geo. Washington	W	67-56
J6	South Carolina	L	77-86
J10	at Georgetown	W	83-70
J13	at Duke	L	68-84
J16	Geo. Washington	W	81-67
J20	at NC State	L	61-68
J22	at Miami (Fla.)	W	71-68
F3	at Navy	L	58-67
F6	North Carolina	W	79-62
F9	at South Carolina	L	68-85
F10	at Clemson	L	61-73
F15	Duke	L	53-79
F17	at Wake Forest	L	78-81
F19	at North Carolina	L	67-70
F21	Virginia	L	68-72
F24	Clemson	L	68-75
M1	Duke	L	58-71

1 9 6 2 - 6 3
8-13 (5-6H; 3-6R; 0-1N)
4-10 ACC (16th)

D1	Penn State	L	61-62
D4	at Georgetown	L	70-79
D9	at Duke	L	56-92
D11	NC State (OT)	L	74-76
D15	at Virginia	W	67-61
D19	Wake Forest	L	74-85
J5	South Carolina	W	68-63
J7	Geo. Washington	W	74-72
J12	Navy	W	67-61
J14	North Carolina	L	56-78
J19	at NC State	L	59-79
F1	at Geo. Washington	W	68-67
F4	Georgetown	W	73-72
F7	at North Carolina	L	68-82
F9	at Clemson	L	60-62
F11	at South Carolina	W	51-44
F14	at Wake Forest	L	54-75
F16	Virginia	L	69-71
F19	Duke	L	70-76
F23	Clemson	W	69-67
F28	Wake Forest	L	41-80


1 9 6 3 - 6 4
9-17 (5-4H; 4-12R; 0-1N)
5-9 ACC (6th)

D2	Virginia	W	68-58
D4	at Georgetown	L	72-83
D7	at Penn State	L	62-91
D10	NC State	W	72-62
D14	West Virginia	W	74-72
D16	Clemson	W	56-48
D20	Tennessee	L	59-70
D21	Louisiana State	W	75-65

D27	Arizona	L	54-57
D28	Columbia	W	82-76
J6	South Carolina (OT)	L	69-73
J11	at Navy	L	55-68
J13	at North Carolina	L	88-97
J18	at NC State	L	65-66
J20	at Wake Forest	W	91-82
F1	at Geo. Washington	W	80-76
F5	at West Virginia	L	67-91
F8	Duke	L	72-104
F14	Wake Forest	L	77-79
F18	North Carolina	W	74-64
F20	at Virginia	L	73-79
F22	at Duke	L	63-84
F25	Georgetown	L	78-81
F28	at Clemson	L	68-83
F29	at South Carolina	L	64-74
M5	Clemson	L	67-81

1 9 6 4 - 6 5
18-8 (9-3H; 8-4R; 1-1N)
10-4 ACC (2nd)

D2	Penn State	W	72-71
D3	Geo. Washington	W	82-80
D5	at Virginia	L	59-61
D8	NC State	L	62-63
D12			



A L L - T I M E

1 9 6 6 - 6 7

11-14 (5-5H, 6-8R, 0-1N)
5-9 ACC (15th)

D1	Penn State	W	76-53
D7	at NC State	W	54-38
D10	South Carolina	L	63-65
D15	at Virginia	W	85-65
D16	Oklahoma State	W	50-49
D17	at Memphis State	L	53-55
D20	Wake Forest	L	59-68
D28	Davidson	W	66-65
D29	Army	W	57-54
J7	NC State	W	60-55
J11	at West Virginia (OT)	W	82-81
J14	Duke (OT)	L	69-72
J16	Clemson	W	68-48
J28	West Virginia	L	58-61
J30	at South Carolina	L	53-80
F4	at North Carolina	L	77-85
F9	Geo Washington	W	78-52
F11	at Georgetown	L	49-80
F13	Virginia	W	87-76
F16	at Navy	L	65-66
F18	at Duke	L	58-81
F22	North Carolina	L	78-79
F25	at Clemson	L	61-65
M4	at Wake Forest	L	64-78
M9	South Carolina	L	54-57

1-Memphis State Classic at Memphis, Tenn
2-Charlotte Invitational at Charlotte, NC
3-ACC Tournament at Greensboro, NC (Greensboro Coliseum)

Frank Fellows

2 Seasons
1967-68 to
1968-69
Overall: 16-34
Conf.: 6-22



Charles 'Lefty' Driesell

17 Seasons
1969-70 to
1985-86
Overall: 348-159
Conf.: 122-100

1 9 6 9 - 7 0

13-13 (10-4H, 3-8R, 0-1N)
5-9 ACC (6th)

D1	Buffalo	W	97-77
D3	at Geo Washington	W	92-71
D10	at Princeton	L	67-75
D13	Wake Forest	L	87-104
D15	South Carolina	L	68-101
D19	Army	L	54-69
D20	Fordham	W	94-71
D29	Delaware	W	94-58
J2	at NC State	L	57-91
J3	at Wake Forest	W	96-88
J7	West Virginia	W	83-76
J10	at South Carolina	L	44-55
J12	at Clemson	W	75-68
J14	Navy	W	73-57
J24	Maine	W	97-68
J28	Duke	W	52-50
J31	North Carolina	L	69-77
F4	at NC State	L	54-64
F7	Georgetown	W	81-71
F11	at Virginia	L	69-71
F18	at North Carolina	L	83-90
F21	at Duke	L	76-87
F23	Clemson	W	103-85
F25	at West Virginia	L	78-83
F28	Virginia	W	79-71
M5	NC State	L	57-67

1 9 7 0 - 7 1

14-12 (11-4H, 3-7R, 0-1N)
5-9 ACC (16th)

D1	Delaware	W	86-73
D5	Buffalo	W	109-70
D8	Lehigh	W	85-66
D12	Wake Forest	W	72-71
D16	at South Carolina	L	70-96
D19	at Georgetown	L	79-92
D22	Tampa	W	80-72
D29	Miami (Fla)	W	111-77
J2	Richmond	W	99-67
J6	NC State	L	81-83
J9	South Carolina	W	31-30
J11	Clemson	W	56-52
J23	Geo Washington	W	69-67
J27	at Loyola (Md)	W	88-69
J30	at North Carolina	L	70-105
F3	at NC State	L	61-71
F6	at Duke	W	88-79
F10	at Virginia	L	63-78
F13	Duke	L	67-70
F17	North Carolina	L	76-100
F20	at Seton Hall	W	56-55
F23	at Clemson	L	45-51
F27	West Virginia	L	81-83
M2	at Wake Forest	L	66-72
M6	Virginia	W	89-84
M11	South Carolina	L	63-71

1 9 6 8 - 6 9

8-18 (4-6H, 4-11R, 0-1N)
2-12 ACC (17th)

N30	Penn State	W	66-56
D4	at West Virginia	L	65-86
D7	at South Carolina	L	67-79
D11	Princeton	L	63-72
D14	at Wake Forest	L	87-95
D17	Geo Washington	W	99-96
D20	at Marshall	W	89-80
D21	Miami (Fla)	L	85-92
D27	at Davidson	L	69-83
D28	Wichita State	W	95-83
J3	at Wake Forest	L	71-93
J4	at NC State	L	69-85
J8	South Carolina	L	67-69
J11	at Duke	L	85-96

R E C O R D

1 9 7 1 - 7 2

27-5 (14-0H, 7-4R, 6-1N)
8-4 ACC (T2nd)
NIT CHAMPIONS

D1	Brown	W	100-83
D4	at Geo Washington	W	118-96
D8	at Virginia	L	57-78
D13	Georgetown	W	79-46
D17	Canisius	W	86-77
D20	at Loyola (Md)	W	73-60
D22	at Holy Cross	W	102-79
D29	Western Kentucky	W	103-67
D30	St John's	W	90-69
J5	NC State	W	83-70
J8	at Clemson	L	61-63
J10	at Wake Forest	W	49-46
J22	at Navy	W	85-60
J25	Buffalo	W	82-58
J29	at North Carolina	L	72-92
J31	at NC State	W	66-65
F5	Duke	W	77-58
F9	Duquesne	W	85-71
F12	at Long Island Univ	W	78-60
F16	North Carolina (OT)	W	73-77
F19	Clemson	W	67-57
F22	Richmond	W	76-61
F26	at Duke	L	59-68
M1	Wake Forest (OT)	W	64-56
M4	Virginia	W	45-42
M9	Clemson	W	54-52
M10	Virginia	W	62-57
M11	North Carolina	L	64-73
M18	St Joseph's	W	67-55
M20	Syracuse	W	71-65
M23	Jacksonville	W	91-77
M25	Niagara	W	100-69

1-Maryland Invitational Tournament at College Park, Md
2-ACC Tournament at Greensboro, NC (Greensboro Coliseum)
3-National Invitation Tournament at New York City, N.Y. (Madison Square Garden)

1 9 7 2 - 7 3

23-7 (12-1H, 8-4R, 3-2N)
7-5 ACC (3rd)

N29	Brown	W	127-82
D2	at Richmond	W	82-50
D9	Canisius	W	107-80
D12	at Georgetown	W	99-73
D22	Geo Washington	W	88-79
D29	Georgia Tech	W	90-55
D30	Syracuse	W	90-76
J2	Kent State	W	76-58
J6	at Clemson	W	79-75
J9	Virginia	W	93-74
J14	NC State	L	85-87
J20	at Navy	W	76-67
J22	Wake Forest	W	105-76
J23	Long Island Univ	W	100-73
J27	North Carolina	W	94-88
J31	at NC State	L	78-89
F3	at Duke	L	81-85
F8	at Fordham	W	83-72
F11	Buffalo	W	93-64
F14	at North Carolina	L	85-95
F17	Clemson	W	69-66
F21	at Duquesne	W	81-71
F24	Duke	W	96-68
F28	at Wake Forest	L	60-62
M3	at Virginia	W	92-81
M8	Clemson	W	77-61
M9	Wake Forest	W	73-65
M10	NC State	L	74-76
M15	Syracuse	W	91-75
M17	Providence	L	89-103

1-Maryland Invitational Tournament at College Park, Md
2-ACC Tournament at Greensboro, NC (Greensboro Coliseum)
3-NCAA Tournament at Charlotte, NC (Charlotte Coliseum)

1 9 7 3 - 7 4

23-5 (12-1H, 9-3R, 2-1N)
9-3 ACC (T2nd)

D1	at UCLA	L	64-65
D5	Eastern Kentucky	W	106-57
D11	Georgetown	W	115-83
D21	at San Francisco	W	78-60

B O O K

1 9 7 4 - 7 5

24-5 (12-2H, 10-1R, 2-2N)
10-2 ACC (1st)
ACC REGULAR SEASON CHAMPIONS

M18	Richmond	W	106-81
D4	at Wake Forest	W	99-78
D7	Long Island Univ	W	99-84
D10	at Georgetown	W	104-71
D12	DePauw	W	115-49
D21	at Geo Washington	W	81-67
D27	Georgia Tech	W	105-67
D28	UCLA	L	75-81
J2	Appalachian State	W	96-50
J4	Notre Dame	W	90-82
J6	Duke	W	83-77
J11	Wake Forest	W	89-73
J16	NC State	W	103-85
J18	at Navy	W	87-73
J22	at Clemson	L	82-83
J25	North Carolina	L	66-69
F1	at NC State	W	98-97
F4	Virginia	W	86-79
F6	at Fordham	W	65-46
F8	at Duke	W	104-80
F15	at North Carolina	W	96-74
F19	at Virginia	W	70-51
F23	at Duquesne	W	103-82
F26	Clemson	W	70-64
M1	East Tennessee	W	104-87
M6	NC State	L	85-87
M18	Creighton	W	83-79
M20	Notre Dame	W	83-71
M22	Louisville	L	82-96

1-Cable Car Classic at San Francisco, Calif
2-Maryland Invitational Tournament at College Park, Md
3-ACC Tournament at Greensboro, NC (Greensboro Coliseum)

1 9 7 5 - 7 6

22-6 (13-2H, 8-3R, 1-1N)
7-5 ACC (T2nd)

N29	East Carolina	W	127-84
D3	DePauw	W	99-42
D6	at Richmond	W	98-71
D8	Boston University	W	122-82
D10	Georgia Tech	W	93-65
D20	Fordham	W	81-56
D22	UNC Charlotte	W	70-60
D29	Seton Hall	W	104-69
D30	Princeton	W	66-59
J3	Long Island Univ	W	111-88
J7	at Geo Washington	W	82-72
J10	at Wake Forest	L	93-96
J14	at NC State	W	87-69
J17	at Navy	W	87-69
J21	Clemson	L	77-82
J25	at North Carolina (OT)	L	93-95

1-Maryland Invitational Tournament at College Park, Md
2-ACC Tournament at Greensboro, NC (Greensboro Coliseum)
3-NCAA Tournament at Lubbock, Texas (Memorial Coliseum)
4-NCAA Tournament at Las Cruces, NM (Memorial Arena)

1 9 7 6 - 7 7

19-8 (15-4H, 3-3R, 1-1N)
7-5 ACC (4th)

N27	Notre Dame (OT)	L	79-80
N30	Ball State	W	86-70
D2	Long Island Univ	W	49-45
D4	Princeton	W	58-45
D8	East Carolina	W	80-69
D12	DePauw	W	92-74
D18	Appalachian State	W	76-74
D22	Bucknell	W	106-72
D28	Xavier	W	84-74
D29	Syracuse	W	96-85
J4	Richmond	W	90-87
J8	Wake Forest (OT)	L	85-86
J9	NC State	W	87-80
J15	Navy	W	62-54
J19	at Clemson	L	71-93
J22	North Carolina	L	68-71
J27	at NC State	W	75-73
J29	Geo Washington	L	76-86
F2	Virginia	W	82-67
F5	at Duke (OT)	W	65-64
F9	at North Carolina	L	70-97
F12	Clemson	W	84-78
F15	Pittsburgh	W	88-75
F19	Duke	W	85-72
F22	at Wake Forest	W	81-80
F26	at Virginia	L	68-77
M3	NC State	L	72-82

1-Maryland Invitational Tournament at College Park, Md
2-Capital Centre, Landover, Md
3-ACC Tournament at Greensboro, NC (Greensboro Coliseum)

1 9 7 7 - 7 8

15-13 (10-4H, 1-8R, 4-1N)
3-9 ACC (6th)

N25	Bucknell	W	95-62
N28	American	W	78-65
D28	Georgetown	W	91-87
D1	Penn State	W	89-80
D7	East Carolina	W	130-106
D10	at Geo Washington	L	90-101
D17	Long Island Univ	W	94-64
D21	Army	W	99-77
D28	Western Kentucky	W	91-78
D29	Georgia Tech	W	65-63
J4	Duke	L	78-88
J7	at Wake Forest	L	75-84
J11	at NC State	L	82-88
J14	Air Force	W	74-73
J16	Clemson	W	90-75
J21	at North Carolina	L	71-85
J25	NC State	L	73-80
J29	at Notre Dame	L	54-69
F1	at Virginia	L	64-66
F4	Nevada-Las Vegas	W	81-68
F8	North Carolina	W	64-66
F11	at Clemson	W	80-75
F16	at Pittsburgh (OT)	L	86-89
F18	at Duke	L	70-81
F22	Wake Forest	W	91-89
F25	Virginia	L	70-79
M1	NC State (3 OT)	W	109-108
M2	Duke	L	69-81

1-Tip-Off Tournament at Landover, Md (Capital Centre)
2-Hershey Park, Hershey, Pa (Hershey Park Arena)
3-Maryland Invitational Tournament at College Park, Md
4-ACC Tournament at Greensboro, NC (Greensboro Coliseum)



A L L - T I M E

R E C O R D

B O O K

1 9 7 8 - 7 9
19-11 (12-4H, 4-4R, 3-3N)
6-6 ACC (4th)

N24	Bucknell	W	107-97
N28	Georgetown ¹	L	65-68
D2	at Air Force	W	81-68
D4	at Nevada Las-Vegas	L	88-94
D7	Penn State ¹	W	69-61
D9	Biscayne	W	86-60
D16	East Carolina	W	82-71
D20	NC State	W	124-110
D23	Canisius	W	129-103
D29	St. Joseph's (OT) ¹	W	62-56
D30	Southern California ¹	W	83-79
J3	Geo. Washington	W	84-72
J6	Wake Forest	L	60-66
J10	at NC State (2 OT)	W	82-81
J13	Louisville	L	84-99
J17	at Clemson	W	77-63
J20	North Carolina	L	53-54
J23	Navy	W	82-62
J27	Notre Dame	W	67-66
J31	Virginia	L	63-69
F3	at Duke	L	78-87
F7	at North Carolina	L	67-76
F10	Clemson	W	77-69
F17	Duke	W	70-68
F19	at Wake Forest	W	54-53
F21	at Virginia	L	72-75
M1	Clemson ²	W	75-67
M2	North Carolina ²	L	79-102
M7	Rhode Island (3 OT) ¹	W	67-65
M12	Ohio State ¹	L	72-79

1-Landover, Md. (Capital Centre)
2-Hershey Park, Hershey, Pa. (Hershey Park Arena)
3-Maryland Invitational Tournament at College Park, Md.
4-ACC Tournament at Greensboro, N.C. (Greensboro Coliseum)
5-National Invitation Tournament at College Park, Md.

1 9 7 9 - 8 0
24-7, 16-0H, 4-4R, 4-3N
11-3 ACC (1ST)
ACC REGULAR SEASON CHAMPIONS

N30	Md.-Eastern Shore	W	82-58
D3	Penn State ¹	W	56-55
D4	Georgetown ¹	L	71-83
D8	Brown	W	72-59
D10	Catholic	W	113-79
D19	Georgia Tech	W	70-60
D22	Bucknell	W	95-73
D28	Miami (Ohio) ¹	W	115-76
D29	Temple ¹	W	85-63
J3	at Georgia Tech	W	63-74
J5	at Wake Forest	W	84-76
J10	at NC State	L	62-67
J12	Pittsburgh	W	95-88
J16	Clemson	W	84-83
J20	at North Carolina	W	92-86
J23	NC State	W	66-62
J26	at Notre Dame	L	65-64
J30	at Virginia	W	63-61
F2	Duke	W	101-82
F7	North Carolina	W	70-69
F9	at Clemson	L	81-90
F11	Boston University	W	99-76
F13	East Carolina	W	85-72
F16	at Duke	L	61-66
F20	Wake Forest	W	83-77
F23	Virginia	W	82-71
F28	Georgia Tech (OT) ⁴	W	51-49
F29	Clemson ²	W	91-85
M1	Duke ²	L	72-73
M8	Tennessee ¹	W	86-75
M14	Georgetown ¹	L	68-74

1-Hershey Park, Hershey, Pa. (Hershey Park Arena)
2-Washington D.C. (Municipal Armory)
3-Maryland Invitational Tournament at College Park, Md.
4-ACC Tournament at Greensboro, N.C. (Greensboro Coliseum)
5-NCAA Tournament at Greensboro, N.C. (Greensboro Coliseum)
6-NCAA Tournament at Philadelphia, Pa. (The Spectrum)

1 9 8 0 - 8 1
21-10 (12-3H, 6-5R, 3-2N)
8-6 ACC (4th)

N28	Navy	W	86-64
D2	American	W	95-65
D5	Wagner ¹	W	96-73
D6	at Syracuse ¹	W	85-73
D10	Fairleigh Dickinson	W	109-83
D13	at Louisville	L	67-78
D20	NC State	W	82-75
D23	at Georgia Tech	W	66-55
D29	Marshall ¹	W	114-89
D30	St. Joseph's	W	74-57
J3	William & Mary	W	69-64
J7	at North Carolina	L	66-75
J10	Duke	W	94-79
J14	Virginia	L	64-66
J17	at Clemson (OT)	W	68-62
J20	Md.-Eastern Shore	W	81-65
J24	Notre Dame	L	70-73
J27	at Pittsburgh (OT)	W	69-66
J31	Georgia Tech	W	72-64
F4	at Wake Forest	L	60-67
F7	at Duke	L	54-55
F12	Clemson	W	72-70
F15	North Carolina	L	63-76
F21	Wake Forest	W	94-80
F25	at NC State	W	76-72
F28	at Virginia	L	63-74
M5	Duke ²	W	56-55
M6	Virginia ²	W	85-62
M7	North Carolina ¹	L	60-61
M12	Tenn. Chattanooga ¹	W	81-69
M14	Indiana ¹	L	64-99

1-Carrier Classic at Syracuse, N.Y.
2-Maryland Invitational Tournament at College Park, Md.
3-ACC Tournament at Landover, Md. (Capital Centre)
4-NCAA Tournament at Dayton, Oh. (Dayton Arena)

1 9 8 1 - 8 2
16-13 (13-3H, 2-8R, 1-2N)
5-9 ACC (5th)

N27	St. Peter's	W	49-42
N29	Lafayette	W	82-58
D2	Long Island Univ.	W	87-79
D5	George Mason	W	74-62
D7	Md.-Eastern Shore	W	76-64
D9	Towson State	W	75-59
D12	at NC State	L	53-74
D19	Ohio University	W	90-64
D23	Georgia Tech	L	43-45
D29	at UCLA	L	57-90
J5	North Carolina	L	50-66
J9	at Duke	W	40-36
J12	at Virginia (OT)	L	40-45
J16	Clemson	W	62-57
J20	Canisius	W	91-73
J23	at Notre Dame	L	51-55
J27	at William & Mary	W	50-43
J30	at Georgia Tech	L	63-64
F3	Wake Forest	W	61-56
F6	Duke	W	77-60
F7	Hofstra	W	94-59
F11	at North Carolina	L	56-59
F13	at Clemson	L	66-75
F20	at Wake Forest	L	42-48
F24	NC State	L	38-52
F27	Virginia (OT)	W	47-46
M5	NC State ¹	L	28-40
M12	Richmond ¹	W	66-50
M15	Georgia ¹	L	69-83

1-ACC Tournament at Greensboro, N.C. (Greensboro Coliseum)
2-National Invitation Tournament at New York City, N.Y. (Madison Square Garden)

1 9 8 3 - 8 4
24-8 (13-2H, 6-4R, 5-2N)
9-5 ACC (2nd)
ACC TOURNAMENT CHAMPIONS

N26	Johns Hopkins	W	87-65
D1	Ohio State ¹	L	68-72
D3	Canisius	W	77-55
D6	Penn State ¹	W	67-58
D10	at Duquesne	W	78-67
D14	Md.-Eastern Shore	W	104-69
D24	Boston College	W	89-76
D29	Randolph Macon ¹	W	58-52
D30	La Salle ¹	W	96-83
J4	at NC State	W	59-55
J7	William & Mary	W	58-44
J12	North Carolina	L	62-74
J14	at Duke	W	81-75
J17	Clemson	W	85-72
J21	at Old Dominion	W	69-58
J28	at Notre Dame	L	47-52
J31	at Virginia	W	67-66
F4	at Georgia Tech (2 OT)	L	70-71
F8	at Wake Forest	L	87-90
F11	Duke	L	84-89
F13	Dayton	W	61-59
F18	at Clemson (3 OT)	W	66-65
F19	at North Carolina	L	63-78
F23	Georgia Tech	W	79-74
F26	Wake Forest	W	90-79
F29	NC State	W	63-50
M4	Virginia	W	74-65
M9	NC State ⁴	W	69-63
M10	Wake Forest ⁴	W	66-64
M11	Duke ⁴	W	74-62
M17	West Virginia ⁵	W	102-77
M22	Illinois ⁵	L	70-72

1-East Rutherford, N.J. (Brendan Byrne Arena)
2-Hershey Park, Hershey, Pa. (Hershey Park Arena)
3-Maryland Invitational Tournament at College Park, Md.
4-ACC Tournament at Greensboro, N.C. (Greensboro Coliseum)
5-NCAA Tournament at Birmingham, Ala. (Birmingham Coliseum)
6-NCAA Tournament at Lexington, Ky. (Rupp Arena)

1 9 8 5 - 8 6
19-14 (10-5H, 6-7R, 3-2N)
6-8 ACC (6th)

N23	Northeastern	W	84-72
N26	at George Mason	W	81-80
N30	at Ohio State	L	66-78
D3	Fairleigh Dickinson	W	74-51
D5	William & Mary	W	77-48
D7	UNLV	L	61-64
D12	at West Virginia	W	42-41
D13	Towson State	W	91-58
D21	Alabama	W	60-58
D28	Stanford ¹	W	67-55
D29	at Hawaii Pacific ¹	W	92-85
J4	Duke	L	75-81
J7	Randolph Macon	W	74-50
J11	at Georgia Tech	L	67-68
J14	North Carolina	L	67-71
J19	at Virginia	L	49-70
J23	NC State	L	55-67
J25	at Duke	L	68-80
J28	Wake Forest	W	77-55
F1	at Villanova	L	62-64
F3	at Notre Dame	L	62-69
F8	at Clemson	W	76-69
F13	at NC State	W	67-66
F15	at Clemson	L	60-70
F17	Md.-Eastern Shore	W	91-44
F20	at North Carolina (OT)	W	77-72
F22	Georgia Tech	L	70-77
F26	at Wake Forest	W	59-48
M1	Virginia	W	87-72
M7	North Carolina ²	W	85-75
M8	Georgia Tech ²	L	62-64
M14	Pepperdine ²	W	69-64
M16	UNLV ³	L	64-70

1-Hawaii-Pacific Tournament at Wailuku, Hawaii (War Memorial Coliseum)
2-ACC Tournament at Greensboro, N.C. (Greensboro Coliseum)
3-NCAA Tournament at Long Beach, Calif. (Long Beach Arena)



Bob Wade
3 Seasons
1986-87 to 1988-89
Overall: 36-50
Conf.: 7-35

1 9 8 6 - 8 7
9-17 (8-8 H, 1-8 R, 0-1 N)
0-14 ACC (8th)

D27	Winthrop	W	76-58
D29	Fairleigh Dickinson	W	70-59
D31	Notre Dame	L	50-63
J3	at NC State	L	47-69
J5	Towson State	W	79-71
J8	at North Carolina	L	65-98
J10	Virginia	L	64-71
J14	Duke	L	61-85
J17	at Clemson	L	64-72
J19	Bucknell	W	77-68
J21	West Virginia	W	65-62
J24	at Old Dominion	L	73-87
J28	at James Madison	W	90-76
F1	at Georgia Tech	L	72-76
F2	at Wake Forest	L	58-69
F4	Clemson	L	79-80
F7	at Duke	L	67-76
F10	Georgia Tech	L	74-78
F14	North Carolina	L	86-93
F16	Central Florida	W	73-55
F18	UMBC	W	78-64
F22	Wake Forest	L	68-75
F25	NC State	L	72-85
F27	Md.-Eastern Shore	W	117-51
M1	at Virginia	L	77-82
M6	North Carolina ¹	L	63-82

1-ACC Tournament at Landover, Md. (Capital Centre)


1 9 8 7 - 8 8
18-13 (8-4H, 6-7R, 4-2N)
6-8 ACC (5th)

N27	Loyola (Md.) ¹	W	74-60
N28	Mississippi ¹	W	77-69
D3	Winthrop	W	65-52
D5	at West Virginia	L	49-75
D8	at Mt. St. Mary's	W	82-54
D10	East Carolina	W	75-59
D12	at Louisiana State	L	54-55
D28	South Carolina	W	82-77
D30	Arkansas	W	88-61
J2	Wake Forest	W	93-76
J6	at Missouri	L	85-93
J9	Clemson	W	68-53
J14	North Carolina	L	65-71
J16	at Duke	W	72-69
J20	at Virginia	L	72-84
J27	NC State	L	81-83
F2	at Notre Dame	W	78-75
F6	at Old Dominion	W	70-65
F8	Georgia Tech	L	83-96
F10	at Clemson	W	70-66
F13	Duke	L	83-90
F17	at Georgia Tech	L	82-104
F20	at North Carolina	L	73-74
F25	Md.-Eastern Shore	W	101-51
F27	at Wake Forest	W	70-65
M3	at NC State	L	68-74
M5	Virginia	W	69-63
M11	Georgia Tech ²	W	84-67
M12	North Carolina ²	L	64-74
M18	UC Santa Barbara ³	W	92-82
M20	Kentucky ³	L	81-90

1-MCI Heritage Classic, Baltimore, Md. (Baltimore Arena)
2-ACC Tournament at Greensboro, N.C. (Greensboro Coliseum)
3-NCAA Tournament at Cincinnati, Ohio (Riverfront Coliseum)

1 9 8 8 - 8 9
9-20 (5-9H, 0-10R, 4-1N)
1-13 ACC (8th)

N25	Texas Christian ¹	W	74-67
N26	Georgia State ¹	W	69-62
D1	Md.-Eastern Shore	W	97-55
D5	at South Carolina	L	51-57
D7	Morgan State	W	73-61
D10	at Arkansas	L	68-73
D13	Monmouth	W	74-70
D27	West Virginia	L	61-69
D29	Lamar ²	W	74-65
D30	Texas-El Paso ²	L	51-69
J2	Louisiana State	L	77-79
J4	at Wake Forest	L	60-70
J7	at Clemson	L	58-75
J11	at North Carolina	L	72-88



A L L - T I M E

J14 Duke	L	72-82	J7 Md.-Baltimore County	W	92-66
J17 Virginia (OT)	L	58-64	J9 at North Carolina	L	73-105
J24 Missouri	L	73-87	J12 Duke	L	78-94
J29 NC State	L	67-90	J16 Virginia	L	62-76
F1 UMBC	W	78-66	J19 at South Florida	W	87-81
F4 at Georgia Tech	L	74-87	J22 Boston University	W	85-59
F7 Clemson	W	98-87	J26 NC State	W	104-100
F11 at Duke	L	60-86	J29 American	W	72-69
F14 Georgia Tech	L	66-67	F1 at Georgia Tech	L	65-80
F19 North Carolina	L	75-86	F6 at Clemson	L	69-73
F25 Wake Forest	L	61-75	F9 Duke	L	81-101
M2 at NC State	L	77-94	F13 Georgia Tech	W	96-93
M5 at Virginia	L	59-86	F16 North Carolina	L	75-87
M10 NC State	W	71-49	F19 at Virginia Tech	W	82-67
M11 North Carolina	L	58-88	F23 Wake Forest	W	86-78
1-Freedom Bowl Classic, Irvine, Calif (Ibren Events Center)					
2-Sun Bowl Tournament, El Paso, Texas (Special Events Center)					
3-ACC Tournament at Atlanta, Ga (Omni)					

Gary Williams
 10 Seasons
 1989-90 to Present
 Overall: 192-118
 Conf.: 78-78

1 9 8 9 - 9 0

19-14 (12-4H, 3-7R, 4-3N)
6-8 ACC (T5th)

N25 Delaware State	W	87-53	N23 Mount St. Mary's	W	83-53
N27 Augusta College	W	105-74	N26 Md.-Eastern Shore	W	115-60
D1 South Carolina	L	51-52	N30 American	W	93-68
D2 Army	W	78-60	D4 Providence	W	76-66
D4 Connecticut	L	65-87	D7 West Virginia	W	101-91
D9 Jacksonville	W	68-53	O10 at Louisville	L	79-96
D12 Coppin State	L	63-70	D21 Towson State	W	83-76
D22 George Mason	W	104-86	D23 Rider College	W	83-69
D23 E. Tennessee	L	91-86	D28 Rutgers	L	79-95
D24 Cal State Sacramento	W	98-68	D30 Evansville	L	64-75
D30 Alcorn State	W	110-91	J5 at Georgia Tech (#15)	L	67-92
J4 Wake Forest	W	88-82	J8 Duke (#1)	L	66-85
J6 at Clemson	L	77-82	J11 at NC State	L	88-94
J10 North Carolina	W	98-88	J13 at North Carolina (#14)	L	76-96
J13 at Duke	L	80-91	J18 Florida State (#23)	L	85-91
J17 at Virginia	W	74-72	J22 Wake Forest	L	76-86
J20 at Boston University	L	61-65	J25 Clemson	W	84-71
J23 South Florida	W	84-66	J29 at Virginia	L	75-82
J27 at NC State	L	61-81	J5 at Florida State	W	93-85
J29 Virginia Tech	W	89-80	F9 Georgia Tech	L	65-67
F3 Georgia Tech	L	84-90	F13 NC State	W	77-74
F7 Clemson	L	73-75	F20 at Duke (#1)	L	89-91
F10 Duke (OT)	L	111-114	F22 at Clemson	L	70-82
F13 at Georgia Tech	L	78-80	F25 UNC-Greensboro	W	84-55
F17 at North Carolina	W	80-76	M1 North Carolina (#10)	W	82-80
F19 at Southern California	W	64-62	M5 at Wake Forest	W	77-66
F22 Md.-Baltimore County	W	113-61	M7 Virginia	L	74-76
F24 at Wake Forest	L	74-84	M8 Clemson	W	81-75
F28 NC State	W	96-95	M9 Duke (#1)	L	87-94
M3 Virginia	W	89-74	1-ACC Big East Challenge, Hartford, Conn (Hartford Civic Center)		
M9 Duke	L	84-104	2-Fiesta Bowl Classic, Tucson, Ariz (McKale Center)		
M15 Massachusetts	L	91-81	3-ACC Tournament at Charlotte, NC (Charlotte Coliseum)		
M19 at Penn State	L	78-80	5-National Invitation Tournament		

1 9 9 0 - 9 1

16-12 (11-3H, 3-9R, 2-1N)
5-9 ACC (7th)

N26 Towson State	W	93-69	D1 at West Virginia	L	85-90
N28 Southern California	W	72-59	D3 Boston College	L	85-100
D1 at West Virginia	L	85-90	D8 at Jacksonville	L	70-71
D3 Boston College	L	85-100	D11 UC Irvine	W	93-79
D8 at Jacksonville	L	70-71	D22 Lafayette	W	64-48
D11 UC Irvine	W	93-79	D27 Rutgers	W	86-81
D22 Lafayette	W	64-48	D29 South Carolina	W	78-69
D27 Rutgers	W	86-81	J2 at Wake Forest	L	62-74
D29 South Carolina	W	78-69	J5 Clemson	W	81-65

1 9 9 1 - 9 2

14-15 (10-5H, 2-7R, 2-3N)
5-11 ACC (8th)

N23 Mount St. Mary's	W	83-53	N26 Md.-Eastern Shore	W	115-60
N26 Md.-Eastern Shore	W	115-60	N30 American	W	93-68
N30 American	W	93-68	D4 Providence	W	76-66
D4 Providence	W	76-66	D7 West Virginia	W	101-91
D7 West Virginia	W	101-91	O10 at Louisville	L	79-96
O10 at Louisville	L	79-96	D21 Towson State	W	83-76
D21 Towson State	W	83-76	D23 Rider College	W	83-69
D23 Rider College	W	83-69	D28 Rutgers	L	79-95
D28 Rutgers	L	79-95	D30 Evansville	L	64-75
D30 Evansville	L	64-75	J5 at Georgia Tech (#15)	L	67-92
J5 at Georgia Tech (#15)	L	67-92	J8 Duke (#1)	L	66-85
J8 Duke (#1)	L	66-85	J11 at NC State	L	88-94
J11 at NC State	L	88-94	J13 at North Carolina (#14)	L	76-96
J13 at North Carolina (#14)	L	76-96	J18 Florida State (#23)	L	85-91
J18 Florida State (#23)	L	85-91	J22 Wake Forest	L	76-86
J22 Wake Forest	L	76-86	J25 Clemson	W	84-71
J25 Clemson	W	84-71	J29 at Virginia	L	75-82
J29 at Virginia	L	75-82	J5 at Florida State	W	93-85
J5 at Florida State	W	93-85	F9 Georgia Tech	L	65-67
F9 Georgia Tech	L	65-67	F13 NC State	W	77-74
F13 NC State	W	77-74	F20 at Duke (#1)	L	89-91
F20 at Duke (#1)	L	89-91	F22 at Clemson	L	70-82
F22 at Clemson	L	70-82	F25 UNC-Greensboro	W	84-55
F25 UNC-Greensboro	W	84-55	M1 North Carolina (#10)	W	82-80
M1 North Carolina (#10)	W	82-80	M5 at Wake Forest	W	77-66
M5 at Wake Forest	W	77-66	M7 Virginia	L	74-76
M7 Virginia	L	74-76	M8 Clemson	W	81-75
M8 Clemson	W	81-75	M9 Duke (#1)	L	87-94
M9 Duke (#1)	L	87-94	1-ACC Big East Challenge, Hartford, Conn (Hartford Civic Center)		
			2-Fiesta Bowl Classic, Tucson, Ariz (McKale Center)		
			3-ACC Tournament at Charlotte, NC (Charlotte Coliseum)		

1 9 9 2 - 9 3

12-16 (8-7H, 2-8R, 2-1N)
2-14 ACC (8th)

D1 Md.-Baltimore County	W	103-80	D5 at West Virginia	L	72-86
D5 at West Virginia	L	72-86	D7 Md.-Eastern Shore	W	94-63
D7 Md.-Eastern Shore	W	94-63	D10 American	W	98-67
D10 American	W	98-67	O12 at La Salle	W	93-76
O12 at La Salle	W	93-76	D23 Towson State	W	78-68
D23 Towson State	W	78-68	D26 Morgan State	W	103-65
D26 Morgan State	W	103-65	D28 Louisville	W	72-67
D28 Louisville	W	72-67	J2 Howard	W	109-69
J2 Howard	W	109-69	J5 Georgia Tech	L	75-85
J5 Georgia Tech	L	75-85	J9 at North Carolina	L	73-101
J9 at North Carolina	L	73-101	J13 at Florida State	L	85-105
J13 at Florida State	L	85-105	J16 Wake Forest	L	75-86
J16 Wake Forest	L	75-86	J19 Oklahoma	W	89-78
J19 Oklahoma	W	89-78	J23 at NC State	W	70-65
J23 at NC State	W	70-65	J26 at Clemson	L	72-82
J26 at Clemson	L	72-82	J30 Duke	L	62-78
J30 Duke	L	62-78	F4 Virginia	L	68-70
F4 Virginia	L	68-70	F6 at Georgia Tech	F	79-95
F6 at Georgia Tech	F	79-95	F9 North Carolina	L	63-77
F9 North Carolina	L	63-77	F13 Florida State	L	84-87
F13 Florida State	L	84-87	F17 at Wake Forest	L	64-89
F17 at Wake Forest	L	64-89	F24 NC State	W	81-71
F24 NC State	W	81-71	F27 Clemson	L	73-81
F27 Clemson	L	73-81	M3 at Duke	L	79-95
M3 at Duke	L	79-95	M6 at Virginia	L	74-88
M6 at Virginia	L	74-88	M11 NC State	W	76-55
M11 NC State	W	76-55	M15 North Carolina	L	66-102
M15 North Carolina	L	66-102	1-Baltimore, Md (Baltimore Arena)		
			2-ACC Tournament at Charlotte, NC (Charlotte Coliseum)		

1 9 9 3 - 9 4

18-12 (10-3H, 4-6R, 4-3N)
8-8 ACC (T4th)

N26 at Georgetown (#15) (OT)	W	84-83	N27 Cornell	W	92-41
N27 Cornell	W	92-41	N30 Rider	W	93-79
N30 Rider	W	93-79	D2 Md.-Baltimore County	W	89-80
D2 Md.-Baltimore County	W	89-80	D4 Morgan State	W	85-62
D4 Morgan State	W	85-62	D7 Oklahoma	L	85-88
D7 Oklahoma	L	85-88	D23 Towson State	W	109-71
D23 Towson State	W	109-71	D28 Hofstra	W	93-67
D28 Hofstra	W	93-67	D29 Massachusetts (#9)	L	80-94
D29 Massachusetts (#9)	L	80-94	J4 at Georgia Tech (#12)	W	91-88
J4 at Georgia Tech (#12)	W	91-88	J8 North Carolina (#2)	L	70-75
J8 North Carolina (#2)	L	70-75	J11 Florida State	W	80-74
J11 Florida State	W	80-74	J15 at Wake Forest	W	61-58
J15 at Wake Forest	W	61-58	J22 NC State	W	102-70
J22 NC State	W	102-70	J26 Clemson	W	73-53
J26 Clemson	W	73-53	J29 at Duke (#2)	L	62-75
J29 at Duke (#2)	L	62-75	F2 at Virginia	L	66-73
F2 at Virginia	L	66-73	F5 Georgia Tech	L	71-83
F5 Georgia Tech	L	71-83	F10 at North Carolina (#11)	L	89-95
F10 at North Carolina (#11)	L	89-95	F12 at North Carolina State	W	69-66
F12 at North Carolina State	W	69-66	F16 Wake Forest	W	81-58
F16 Wake Forest	W	81-58	F19 Loyola (Md)	W	94-71
F19 Loyola (Md)	W	94-71	F23 at NC State	L	71-79
F23 at NC State	L	71-79	F26 at Clemson	L	67-73
F26 at Clemson	L	67-73	M2 Duke (#2)	L	69-73
M2 Duke (#2)	L	69-73	M2 Virginia	W	70-68
M2 Virginia	W	70-68	M5 Virginia	L	63-69
M5 Virginia	L	63-69	M17 St. Louis (#22)	W	74-66
M17 St. Louis (#22)	W	74-66	M19 Massachusetts (#9)	W	95-87
M19 Massachusetts (#9)	W	95-87	M25 Michigan (#11)	L	71-78
M25 Michigan (#11)	L	71-78	1-Oklahoma City, Okla (The Myriad)		
			2-Baltimore, Md (Baltimore Arena)		
			3-Hall of Fame Classic, Springfield, Mass (Springfield Civic Center)		
			4-ACC Tournament at Charlotte, NC (Charlotte Coliseum)		
			5-NCAA Tour at Wichita, Kan (Kansas Coliseum)		
			6-NCAA Tour at Dallas, Texas (Reunion Arena)		

1 9 9 4 - 9 5


26-8 (16-0H, 4-4R, 6-4N)
12-4 ACC (T1st)

N21 Chaminade	W	95-67	N22 Utah	W	90-78
N22 Utah	W	90-78	N23 Arizona State	L	90-97
N23 Arizona State	L	90-97	N29 Loyola (Md)	W	92-62
N29 Loyola (Md)	W	92-62	D3 Bucknell	W	102-64
D3 Bucknell	W	102-64	D5 UMBC	W	102-77
D5 UMBC	W	102-77	D8 Colgate	W	113-53
D8 Colgate	W	113-53	D10 Massachusetts (#5)	L	74-85
D10 Massachusetts (#5)	L	74-85	D12 Towson State	W	120-73
D12 Towson State	W	120-73	D23 Morgan State	W	138-72
D23 Morgan State	W	138-72	D27 La Salle	W	96-80
D27 La Salle	W	96-80	D30 American	W	98-77
D30 American	W	98-77	J4 Georgia Tech (#24)	W	80-67
J4 Georgia Tech (#24)	W	80-67	J7 at North Carolina (#1)	L	90-100
J7 at North Carolina (#1)	L	90-100	J10 at Florida State	W	70-57
J10 at Florida State	W	70-57	J14 Wake Forest (#14)	W	76-66
J14 Wake Forest (#14)	W	76-66	J22 at NC State	W	84-67
J22 at NC State	W	84-67	J25 at Clemson	W	56-51
J25 at Clemson	W	56-51	J28 Duke	W	74-72
J28 Duke	W	74-72	F1 Virginia (#15)	W	71-62
F1 Virginia (#15)	W	71-62	F4 at Georgia Tech (#21)	L	91-100
F4 at Georgia Tech (#21)	L	91-100	F7 North Carolina (#1)	W	86-73
F7 North Carolina (#1)	W	86-73	F11 Florida State	W	80-65
F11 Florida State	W	80-65	F15 at Wake Forest (#14)	L	54-63
F15 at Wake Forest (#14)	L	54-63	F19 Cincinnati	W	72-72
F19 Cincinnati	W	72-72	F22 NC State	W	84-71
F22 NC State	W	84-71	F25 Clemson	W	84-68
F25 Clemson	W	84-68	M1 at Duke	W	94-92
M1 at Duke	W	94-92	M5 at Virginia (#15)	L	67-92
M5 at Virginia (#15)	L	67-92	M10 Florida State	W	71-64
M10 Florida State	W	71-64	M11 N Carolina (#2) (OT)	L	92-97
M11 N Carolina (#2) (OT)	L	92-97	M16 Gonzaga	W	87-63
M16 Gonzaga	W	87-63	M18 Texas	W	82-68
M18 Texas	W	82-68	M23 Connecticut (#8)	L	89-99
M23 Connecticut (#8)	L	89-99	1-Maui Invitational, Lahaina, Hawaii (Lahaina Civic Center)		
			2-Baltimore, Md (Baltimore Arena)		
			3-San Antonio, Texas (Alamodome)		
			4-ACC Tournament at Greensboro, NC (Greensboro Coliseum)		
			5-NCAA Tournament at Salt Lake City, Utah (Jon Huntsman Center)		
			6-NCAA Tournament at Oakland, Calif (Oakland Coliseum)		

1 9 9 5 - 9 6

17-13 (11-3H, 3-5R, 3-5N)
8-8 ACC (T4th)

N24 Kentucky (#1)	L	84-96	N27 Towson State	W	70-67
N27 Towson State	W	70-67	D2 Massachusetts (#5)	L	47-50
D2 Massachusetts (#5)	L	47-50	D3 Geo Washington	W	98-81
D3 Geo Washington	W	98-81	D6 Howard	W	88-71
D6 Howard	W	88-71	D9 UCLA	L	63-73
D9 UCLA	L	63-73	D13 Rider	W	83-67
D13 Rider	W	83-67	D23 American	W	104-79
D23 American	W	104-79	D28 Md.-Eastern Shore	W	104-66
D28 Md.-Eastern Shore	W	104-66	J3 at Georgia Tech	L	84-98
J3 at Georgia Tech	L	84-98	J6 N Carolina (#16) (OT)	L	86-88
J6 N Carolina (#16) (OT)	L	86-88	J13 at Wake Forest (#8)	L	64-77
J13 at Wake Forest (#8)	L	64-77	J17 Delaware State	W	118-55
J17 Delaware State	W	118-55	J20 NC State (OT)	W	77-74
J20 NC State (OT)	W	77-74	J24 Clemson (#18)	W	65-60
J24 Clemson (#18)	W	65-60	J28 at Duke	L	73-83
J28 at Duke	L				



A L L - T I M E R E C O R D B O O K

Series Vs. Opponents

AIR FORCE

Maryland leads, 2-0
1977-78 74-73 W H
1978-89 81-68 W A

ALABAMA

Maryland leads, 3-0
1924-25 27-21 W N-sct
1984-85 59-54 W A
1985-86 60-58 W H

ALASKA

Maryland leads, 1-0
1984-85 54-52 W A-shoot

AMERICAN

Maryland leads, 9-1
1926-27 16-21 L A
1977-78 78-65 W N-cap
1980-81 95-65 W H
1982-83 73-71 W H
1990-91 72-69 W H
1991-92 93-68 W H
1992-93 98-67 W H
1994-95 98-77 W H
1995-96 104-79 W H
1996-97 81-74 W H

AU OF PUERTO RICO

Maryland leads, 1-0
1998-99 82-32 W A-prs

APPALACHIAN STATE

Maryland leads, 2-0
1974-75 96-50 W H
1976-77 76-74 W H

ARIZONA

Arizona leads, 2-0
1963-64 54-57 L N-evans
1997-98 79-87 L N-ncaa20

ARIZONA STATE

The series is tied, 1-1
1953-54 65-50 W A
1994-95 90-97 L N-mau

ARKANSAS

The series is tied, 1-1
1987-88 88-61 W H
1988-89 68-73 L A

ARMY

Maryland leads, 3-1
1966-67 57-54 W N-ci
1969-70 54-69 L H-mdinv
1977-78 99-77 W H
1989-90 78-60 W N-cfc

AUGUSTA

Maryland leads, 1-0
1989-90 105-74 W H

BALL STATE

Maryland leads, 1-0
1976-77 86-70 W H

BALTIMORE CITY

Maryland leads, 2-1
1913-14 NA L H
1935-36 55-33 W H
1937-38 50-32 W A

BISCAIYNE

Maryland leads, 1-0
1978-79 86-60 W H

BOSTON COLLEGE

Maryland leads, 3-1
1957-58 86-63 W N-ncaa1
1973-74 58-37 W H-mdinv
1983-84 89-76 W H
1990-91 85-100 L N-acbbe1

BOSTON UNIVERSITY

Maryland leads, 2-1
1975-76 122-82 W H
1989-90 61-65 L N-bg
1990-91 85-59 W H

BROWN

Maryland leads, 3-0
1971-72 100-83 W H
1972-73 127-82 W H
1979-80 72-59 W H

BUCKNELL

Maryland leads, 6-0
1976-77 106-72 W H
1977-78 95-62 W H
1978-79 107-97 W H
1979-80 95-73 W H
1986-87 77-68 W H
1994-95 102-64 W H

BUFFALO

Maryland leads, 4-0
1969-70 97-77 W H
1970-71 109-70 W H
1971-72 82-58 W H
1972-73 93-64 W H

CALIFORNIA

Maryland leads, 1-0
1996-97 80-64 W N-fnb1

UC IRVINE

Maryland leads, 1-0
1990-91 93-79 W H

UC SANTA BARBARA

Maryland leads, 1-0
1987-88 92-82 W N-ncaa3

CANISIUS

Maryland leads, 7-0
1971-72 86-77 W H
1972-73 107-80 W A
1973-74 86-73 W H
1978-79 129-103 W H
1981-82 91-73 W H
1982-83 67-66 W A
1983-84 77-55 W H

CATHOLIC

Maryland leads, 12-10
1910-11 35-30 W H
1913-14 NA L A
NA L H
1918-19 7-25 L NA
12-14 L NA
1923-24 13-30 L NA
14-20 L NA
1924-25 18-14 W A
27-17 W H
1929-30 37-30 W H
1930-31 24-21 W A
1931-32 39-34 W H
1932-33 27-29 L A
1933-34 33-25 W H
1934-35 29-45 L A
1935-36 29-40 L H
1937-38 49-33 W H
1938-39 40-38 W A
1939-40 46-31 W H
1943-44 33-31 W H
33-53 L A
1979-80 113-79 W H

CENTRAL FLORIDA

Maryland leads, 1-0
1986-87 73-55 W H

CHAMINADE

Maryland leads, 1-0
1994-95 95-67 W N-mau

COLL. OF CHARLESTON

Charleston leads, 1-0
1996-97 66-75 L N-ncaa18

CHICAGO STATE

Maryland leads, 1-0
1996-97 94-44 W H

CCNY

The series is tied, 1-1
1924-25 22-16 W H
1941-42 40-57 L A

CINCINNATI

Maryland leads, 2-0
1954-55 78-61 W N-aacity
1994-95 74-72 W N-ald

THE CITADEL

Maryland leads, 1-0
1957-58 45-43 W N-sct

CLEMSON

Maryland leads, 74-42
1938-39 45-35 W H
27-39 L N-sct

1939-40 53-26 W H
30-48 L A
1940-41 34-48 L H
1947-48 49-42 W H
63-61 W A
1948-49 74-50 W H
49-68 L A
1949-50 55-60 L H
68-70 L A
1950-51 44-50 L A
54-50 W H
50-48 W N-sct

1953-54 81-41 W A
79-54 W H
75-59 W N-acc3
1954-55 71-63 W A
68-66 W H
1955-56 71-63 W A
81-69 W H
59-52 W A
74-65 W H
66-73 L A
1957-58 72-54 W H
46-55 L A
77-58 W H
70-55 W H
66-59 W A
1959-60 59-76 L A
82-80 W H
91-75 W N-acc3
1961-62 61-73 L A
68-75 L H
60-62 L AL
69-67 W H
1962-63 56-48 W H
68-83 L A
67-81 L N-acc3
1964-65 67-65 W A
88-71 W H
61-50 W N-acc3
1965-66 66-71 L A
69-81 L H
68-48 W H
61-65 L A
1967-68 93-94 L A
81-68 W H
83-78 W H
84-83 W A

1969-70 75-68 W A
103-85 W H
1970-71 56-52 W H
45-51 L A
61-63 L A
67-57 W H
54-52 W N-acc2
79-75 W A
69-66 W H
77-61 W N-acc2
1972-73 89-60 W H
56-54 W A
82-83 L A
70-64 W H
77-82 L H
1973-74 98-89 W A
84-78 W H
90-75 W H
80-75 W A
77-63 W A
77-69 W H
75-67 W N-acc2
84-85 W H
81-90 L A
91-85 W N-acc2
68-62 W A
72-70 W H
1980-81 62-57 W H
66-75 L A
80-61 W A
92-88 W H
85-72 W H
66-65 W A
94-84 W H
64-71 L H
78-69 W H
60-70 L A
64-72 L A
79-80 L H
68-53 W H
70-66 W A
1981-82 58-75 L A
98-87 W H
1982-83 77-82 L A
73-75 L H
81-65 W H
69-73 L A
84-71 W H
70-82 L A
81-75 W N-acc1
72-82 L A
73-81 L H
67-73 L A
73-53 W H
56-51 W A
84-68 W H
65-60 W H
61-68 L A
63-67 L H
68-80 L A
76-61 W N-acc1
65-78 L A
74-69 W H
1983-84 81-79 (OT) W A
77-60 W H

1985-86 60-70 L A
64-72 L A
79-80 L H
68-53 W H
70-66 W A
1986-87 58-75 L A
98-87 W H
1987-88 77-82 L A
73-75 L H
81-65 W H
69-73 L A
84-71 W H
70-82 L A
81-75 W N-acc1
72-82 L A
73-81 L H
67-73 L A
73-53 W H
56-51 W A
84-68 W H
65-60 W H
61-68 L A
63-67 L H
68-80 L A
76-61 W N-acc1
65-78 L A
74-69 W H
1988-89 81-79 (OT) W A
77-60 W H

1989-90 77-82 L A
73-75 L H
81-65 W H
69-73 L A
84-71 W H
70-82 L A
81-75 W N-acc1
72-82 L A
73-81 L H
67-73 L A
73-53 W H
56-51 W A
84-68 W H
65-60 W H
61-68 L A
63-67 L H
68-80 L A
76-61 W N-acc1
65-78 L A
74-69 W H
1990-91 81-65 W H
69-73 L A
84-71 W H
70-82 L A
81-75 W N-acc1
72-82 L A
73-81 L H
67-73 L A
73-53 W H
56-51 W A
84-68 W H
65-60 W H
61-68 L A
63-67 L H
68-80 L A
76-61 W N-acc1
65-78 L A
74-69 W H
1991-92 81-65 W H
69-73 L A
84-71 W H
70-82 L A
81-75 W N-acc1
72-82 L A
73-81 L H
67-73 L A
73-53 W H
56-51 W A
84-68 W H
65-60 W H
61-68 L A
63-67 L H
68-80 L A
76-61 W N-acc1
65-78 L A
74-69 W H
1992-93 81-65 W H
69-73 L A
84-71 W H
70-82 L A
81-75 W N-acc1
72-82 L A
73-81 L H
67-73 L A
73-53 W H
56-51 W A
84-68 W H
65-60 W H
61-68 L A
63-67 L H
68-80 L A
76-61 W N-acc1
65-78 L A
74-69 W H
1993-94 81-65 W H
69-73 L A
84-71 W H
70-82 L A
81-75 W N-acc1
72-82 L A
73-81 L H
67-73 L A
73-53 W H
56-51 W A
84-68 W H
65-60 W H
61-68 L A
63-67 L H
68-80 L A
76-61 W N-acc1
65-78 L A
74-69 W H
1994-95 81-65 W H
69-73 L A
84-71 W H
70-82 L A
81-75 W N-acc1
72-82 L A
73-81 L H
67-73 L A
73-53 W H
56-51 W A
84-68 W H
65-60 W H
61-68 L A
63-67 L H
68-80 L A
76-61 W N-acc1
65-78 L A
74-69 W H
1995-96 81-65 W H
69-73 L A
84-71 W H
70-82 L A
81-75 W N-acc1
72-82 L A
73-81 L H
67-73 L A
73-53 W H
56-51 W A
84-68 W H
65-60 W H
61-68 L A
63-67 L H
68-80 L A
76-61 W N-acc1
65-78 L A
74-69 W H
1996-97 81-65 W H
69-73 L A
84-71 W H
70-82 L A
81-75 W N-acc1
72-82 L A
73-81 L H
67-73 L A
73-53 W H
56-51 W A
84-68 W H
65-60 W H
61-68 L A
63-67 L H
68-80 L A
76-61 W N-acc1
65-78 L A
74-69 W H
1997-98 81-65 W H
69-73 L A
84-71 W H
70-82 L A
81-75 W N-acc1
72-82 L A
73-81 L H
67-73 L A
73-53 W H
56-51 W A
84-68 W H
65-60 W H
61-68 L A
63-67 L H
68-80 L A
76-61 W N-acc1
65-78 L A
74-69 W H
1998-99 81-65 W H
69-73 L A
84-71 W H
70-82 L A
81-75 W N-acc1
72-82 L A
73-81 L H
67-73 L A
73-53 W H
56-51 W A
84-68 W H
65-60 W H
61-68 L A
63-67 L H
68-80 L A
76-61 W N-acc1
65-78 L A
74-69 W H

CLEVELAND STATE

Maryland leads, 1-0
1984-85 95-84 W H

COLUMBIA

Maryland leads, 2-0
1924-25 24-23 W A
1963-64 82-76 W N-evan

CONNECTICUT

Connecticut leads, 2-0
1989-90 65-87 L N-acbbe2
1994-95 89-99 L N-ncaa16

COPPIN STATE

Coppin leads, 1-0
1989-90 63-70 L H

CORNELL

Maryland leads, 1-0
1993-94 92-41 W H

CREIGHTON

Maryland leads, 2-0
1974-75 83-79 W N-ncaa4
1998-99 75-63 W N-ncaa20

DAVIDSON

The series is tied, 1-1
1966-67 66-65 W A-ci
1968-69 69-83 L A-ci

DAYTON

Maryland leads, 2-1
1965-66 77-75 W N-sb
1983-84 61-59 W H
1984-85 63-67 L A

DELAWARE

Maryland leads, 2-1
1910-11 14-23 L A
1969-70 94-58 W H
1970-71 86-73 W H

DELAWARE COLLEGE

Delaware College leads, 1-0
1913-14 NA L A

DELAWARE STATE

Maryland leads, 2-0
1989-90 87-53 W H
1995-96 118-55 W H

DEPAUL


Maryland leads, 2-0
1976-77 92-74 W H
1998-99 92-75 W N-bbt

DEPAUW

Maryland leads, 2-0
1974-75 113-49 W H
1975-76 99-42 W H

DUKE

Duke leads, 90-51
1925-26 41-20 W H
1929-30 27-28 L H
24-39 L A
1930-31 32-24 W H
1931-32 20-18 W A
1932-33 30-28 W H
1933-34 37-33 W H
1934-35 39-48 L H
1935-36 38-34 W H
47-35 W N-sct
1936-37 31-34 L A
30-34 L A
40-35 W H
34-44 L A
32-35 L N-sct
37-34 W H
60-44 W A
32-30 W H
37-48 L A
32-44 L N-sct
1940-41 26-40 L H
17-43 L A
1941-42 33-37 L A
46-64 L H
1942-43 43-46 L H



A L L - T I M E

1944-45	24-51	L A
	49-76	L N-sct
1945-46	25-59	L A
	45-38	W H
1946-47	38-40	L H
1947-48	42-53	L A
1949-50	46-58	L A
	67-57	W H
1950-51	40-49	L H
1951-52	51-56	L A
	48-51	L N
1952-53	74-65	W N
1953-54	61-68	L H
1954-55	49-47	W H
	61-68	L A
1955-56	62-76	L A
	70-82	L H
	69-94	L N-acc3
1956-57	62-51	W H
	60-72	L A
1957-58	74-49	W H
	59-68	L A
	71-65 (OT)	W N-acc3
1958-59	64-31	W H
	69-78	L A
1959-60	56-48	W A
	71-61	W H
1960-61	62-70	L A
	76-71	W H
1961-62	68-84	L A
	53-79	L H
	58-71	L N-acc3
1962-63	56-92	L A
	70-76	L H
1963-64	72-104	L H
	63-84	L A
1964-65	64-82	L A
	85-82	W H
1965-66	61-76	L A
	69-74	L H
1966-67	69-72	L H
	58-81	L A
1967-68	52-84	L H
	64-85	L A
1968-69	85-96	L A
	83-93	L H
1969-70	52-50	W H
	76-87	L A
1970-71	88-79	W A
	67-70	L H
1971-72	77-58	W H
	59-68	L A
1972-73	81-85	L A
	96-68	W H
1973-74	104-83	W H
	64-61	W A
	85-66	W N-acc2
1974-75	83-77	W H
	104-80	W A
1975-76	102-91	W H
	67-69	L A
	80-78 (OT)	W N-acc5
1976-77	65-64	W A
	85-72	W H
1977-78	78-88	L H
	70-81	L A
	69-81	L N-acc2
1978-79	78-87	L A
	70-68	W H
1979-80	101-82	W H
	61-66	L A
	72-73	L N-acc2
1980-81	94-79	W H
	54-55	L A
	56-53	W N-acc5
1981-82	40-36	W A
	77-60	W H

D U Q U E S N E

Maryland leads, 7-0

1971-72	85-71	W H
1972-73	81-71	W A
1973-74	98-72	W H
1974-75	103-82	W A
1982-83	85-64	W H
1983-84	78-67	W A
1988-89	81-47	W H

E A S T C A R O L I N A

Maryland leads, 6-0

1975-76	127-84	W H
1976-77	80-69	W H
1977-78	130-106	W H
1978-79	82-71	W H
1979-80	85-72	W H
1987-88	75-59	W H

E A S T E R N K E N T U C K Y

Maryland leads, 1-0

1973-74	106-57	W H
---------	--------	-----

E A S T T E N N E S S E E S T A T E

Maryland leads, 2-0

1974-75	104-87	W H
1989-90	91-86	W N-cham

E V A N S V I L L E

The series is tied, 1-1

1953-54	66-58	W N-aacity
1991-92	64-75	L N-fiesta

F A I R L E I G H D I C K I N S O N

Maryland leads, 4-0

1980-81	109-83	W H
1985-86	74-51	W H
1986-87	70-59	W H
1997-98	81-70	W H

F L O R I D A

Florida leads, 1-0

1931-32	24-39	L N-sct
---------	-------	---------

R E C O R D

FLORIDA INTERNATIONAL

Maryland leads, 1-0

1997-98	117-70	W H
---------	--------	-----

FLORIDA STATE

Maryland leads, 13-5

1991-92	83-91 (OT)	L H
	93-85	W A
1992-93	85-105	L A
	84-87	L H
1993-94	80-74	W H
	69-66	W A
1994-95	70-57	W A
	80-65	W H
	71-64	W N-acc1
1995-96	78-100	L A
	88-78	W H
1996-97	70-74	L A
	73-57	W H
1997-98	81-74	W H
	68-62	W A
1998-99	107-87	W H
	84-75	W A
	93-69	W N-acc2

F O R D H A M

Maryland leads, 7-1

1956-57	62-68	L H
1957-58	61-58	W A
1959-60	76-54	W N-blgr
1969-70	94-71	W H-mdnrv
1972-73	83-72	W A
1973-74	112-73	W H
1974-75	65-46	W A
1975-76	81-56	W H

G A L L A U D E T

The series is tied, 7-7

1910-11	30-56	L A
	27-54	L H
1913-14	NA	L A
	NA	L A
	NA	L H
1918-19	27-26	W n/a
	9-33	L n/a
1923-24	42-28	W n/a
1924-25	25-14	W H
1925-26	40-13	W H
1926-27	39-26	W H
1927-28	45-20	W H
1930-31	38-27	W H
1944-45	26-27	L H

G E O R G E M A S O N

Maryland leads, 3-0

1981-82	74-62	W H
1985-86	81-80	W A
1989-90	104-86	W N-cham

G E O R G E W A S H I N G T O N

Maryland leads, 33-24

1913-14	NA	L H
1918-19	11-25	L NA
	20-53	L NA
1923-24	41-22	W NA
	19-20	L NA
1938-39	24-37	L A
1939-40	26-44	L H
1940-41	28-61	L A
1941-42	29-47	L H
1942-43	43-48	L A
1945-46	48-35	W H
1946-47	44-43	W H
	48-63	L H
1947-48	49-65	L A
	35-59	L H
1948-49	54-66	L H
1949-50	51-72	L H
1950-51	47-67	L A
1951-52	56-57	L H
1952-53	62-63 (2 OT)	L A

1953-54	66-53	W H
	68-61	W H
	57-50	W A
1954-55	53-75	L A
	67-73	L H
1955-56	62-48	W H
	67-46	W A
1956-57	68-48	W A
	84-67	W H
1957-58	64-55	W H
1958-59	65-66 (OT)	L H
1959-60	64-57 (OT)	W A
	86-84	W H
1960-61	80-68	W H
	44-63	L A
1961-62	67-56	W A
	81-67	W H
1962-63	74-72	W H
	68-67	W A
1963-64	80-76	W A
1964-65	82-80	W H
1965-66	107-81	W A
1966-67	78-52	W H
1967-68	84-53	W A
1968-69	99-96	W H
1969-70	92-71	W A
1970-71	69-67	W H
1971-72	118-96	W A
1972-73	88-79	W H
1973-74	92-71	W A
1975-76	82-72	W A
1976-77	76-86	L H
1977-78	90-101	L A
1978-79	84-72	W H
1995-96	98-81	W N-fnb1
1996-97	74-68	W N-fnb1
1997-98	66-70	L N-fnb2

G E O R G E T O W N

Maryland leads, 32-25

1910-11	25-31	L A
1913-14	NA	L A
1934-35	24-25	L H
1935-36	47-39	W A
1936-37	27-39	L H
1937-38	39-57	L A
1938-39	25-39	L H
1939-40	28-27	W A
1940-41	34-51	L A
1941-42	51-42	W A
1942-43	36-46	L H
1947-48	40-52	L A
1948-49	51-53	L A
	52-56	L H
	71-65	W A
1949-50	58-47	W H
1950-51	55-40	W H
1951-52	61-71	L A
1952-53	45-54	L H
	48-49	L A
1953-54	56-58 (OT)	L A
	53-50	W H
1954-55	60-43	W H
1955-56	62-57 (OT)	W A
	72-61	W H
1956-57	82-69	W H
	62-59	W A
1957-58	55-45	W A
	56-46	W H
1958-59	61-53	W H
	67-56	W A
1959-60	59-48	W H
	51-66	L A
1960-61	78-67	W A
	55-47	W H
1961-62	78-79 (2 OT)	L H
	83-70	W A
1962-63	70-79	L A
	73-72	W H

1963-64	72-83	L A
	78-81	L H
1964-65	85-67	W A
1965-66	77-59	W H
1966-67	49-80	L A
1967-68	68-60	W H
1969-70	81-71	W H
1970-71	79-92	L A
1971-72	79-46	W H
1972-73	99-73	W A
1973-74	115-83	W H
1974-75	104-71	W A
1975-76	72-63	W A
1977-78	91-87	W N
1978-79	65-68	L N
1979-80	71-83	L N-armory
	68-74	L N-ncaa2
1993-94	84-83 (OT)	W A-cap

G E O R G I A

Georgia leads, 4-2

1923-24	25-29	L N-sct
1926-27	34-33	W H
1930-31	26-25	W N-sct
1932-33	36-40	L H
1981-82	69-83	L N-nit
1996-97	65-73	L N-rain

G E O R G I A S T A T E

Maryland leads, 1-0

1988-89	69-62	W N-free
---------	-------	----------

G E O R G I A T E C H

Georgia Tech leads, 28-23

1972-73	90-55	W H-mdnrv
1974-75	105-67	W H-mdnrv
1975-76	93-65	W H
1977-78	65-63	W H-mdnrv
1979-80	70-60	W H
	83-74	W A
	51-49 (OT)	W N-acc2
1980-81	66-55	W A
	72-64	W H
1981-82	43-45	L H
	63-64	L A
1982-83	77-68	W H
	60-70	L A
	58-64	L N-acc4
1983-84	70-71 (2OT)	L A
	79-74	W H
1984-85	69-70	L N-rain
	60-72	L H
	43-48	L A
1985-86	67-68	L A
	70-77	L H
	62-64	L N-acc2
1986-87	72-76	L A
	74-78	L H
1987-88	83-96	L H
	82-104	L A
	84-67	W N-acc2
1988-89	74-87	L A
	66-67	L H
1989-90	84-90	L H
	78-80	L A
1990-91	65-80	L A
	96-93	W H
1991-92	67-92	L A
	65-67	L H
1992-93	75-85	L H
	79-93	L A
1993-94	91-88	W A
	71-83	L H
1994-95	80-67	H W
	91-100	L A
1995-96	84-98	L A
	88-74	W H
	79-84	L N-acc2
1996-97	77-63	W H
	76-68	W A



A L L - T I M E R E C O R D B O O K

1997-98	70-67	W	A
	81-69	W	H
	83-65	W	N-acc2
1998-99	77-62	W	H
	91-60	W	A

G O N Z A G A

Maryland leads, 1-0

1994-95	87-63	W	N-ncaa15
---------	-------	---	----------

H A W A I I

Maryland leads, 2-0

1984-85	79-71	W	A-rain
1996-97	76-59	W	A-rain

HAWAII-PACIFIC

Maryland leads, 1-0

1985-86	92-85	W	A-hpac
---------	-------	---	--------

H O F S T R A

Maryland leads, 3-0

1981-82	94-59	W	H
1993-94	93-67	W	N-hf
1998-99	89-59	W	H

H O L Y C R O S S

Maryland leads, 4-0

1971-72	102-79	W	A
1973-74	102-75	W	H-mdriv
1982-83	55-53	W	N-wor
1984-85	99-75	W	H

H O U S T O N

The series is tied, 1-1

1965-66	69-68	W	N-sb
1982-83	50-60	L	N-ncaa10

H O W A R D

Maryland leads, 3-0

1992-93	109-69	W	H
1995-96	88-71	W	H
1996-97	93-55	W	H

I L L I N O I S

The series is tied, 1-1

1983-84	70-72	L	N-ncaa12
1997-98	67-61	W	N-ncaa19

I N D I A N A

Indiana leads, 4-0

1933-34	17-30	L	H
1934-35	25-30	L	H
1959-60	63-72	L	N-blgr
1980-81	64-99	L	N-ncaa7

I O W A

Maryland leads, 1-0

1984-85	78-68	(OT)	W	N-rain
---------	-------	------	---	--------

J A C K S O N V I L L E

Maryland leads, 2-1

1971-72	91-77	W	N-nit1
1989-90	68-53	W	H
1990-91	70-71	L	A

J A M E S M A D I S O N

Maryland leads, 1-0

1986-87	90-76	W	A
---------	-------	---	---

J O H N S H O P K I N S

Maryland leads, 15-4

1927-28	20-22	L	A
	23-19	W	H
1928-29	20-30	L	H
	19-18	W	A
1929-30	41-24	W	H
	39-24	W	A
1930-31	33-20	W	A
1931-32	33-26	W	A
	38-24	W	H
1932-33	27-37	L	A
	35-31	W	H
1933-34	32-37	L	A
	32-19	W	H
1934-35	41-35	W	A
	52-25	W	H
1935-36	45-40	W	H

1936-37	54-31	W	H
1937-38	56-30	W	H
1983-84	108-65	W	H

K A N S A S

Kansas leads, 3-1

1964-65	61-63	(OT)	L	H
1965-66	62-71	L	A	
1984-85	56-58	L	N-shoot	
1997-98	86-83	W	N-fnb2	

KANSAS STATE

Maryland leads, 1-0

1965-66	63-57	W	A
---------	-------	---	---

K E N T U C K Y

Kentucky leads, 7-3

1927-28	37-7	W	H	
1929-30	21-26	L	N-sct	
1930-31	29-27	W	N-sct	
1955-56	61-62	L	H	
1956-57	55-76	L	A	
1957-58	71-62	W	H	
1958-59	56-58	(OT)	L	A
1987-88	81-90	L	N-ncaa3	
1995-96	84-96	L	N-to	
1998-99	91-103	L	A	

KENTUCKY WESLEYAN

Maryland leads, 1-0

1953-54	54-37	W	A-acity
---------	-------	---	---------

K E N T S T A T E

Maryland leads, 1-0

1972-73	76-58	W	H
---------	-------	---	---

L A F A Y E T T E

Maryland leads, 4-0

1924-25	30-15	W	H
1981-82	82-58	W	H
1990-91	64-48	W	H
1996-97	108-67	W	H

L A M A R

Maryland leads, 1-0

1988-89	74-65	W	N-sbt
---------	-------	---	-------

L a S A L L E

Maryland leads, 3-0

1983-84	96-83	W	H-mdriv
1992-93	93-76	W	A
1994-95	96-80	W	H

L E H I G H

Maryland leads, 1-0

1970-71	85-66	W	H
---------	-------	---	---

L O N G I S L A N D

Maryland leads, 7-0

1971-72	78-60	W	H
1972-73	100-73	W	H
1974-75	99-84	W	H
1975-76	111-88	W	H
1976-77	49-45	W	H
1977-78	94-64	W	H
1981-82	87-79	W	H

L O U I S I A N A S T A T E

The series is tied, 2-2

1930-31	37-33	W	N-sct
1963-64	75-65	W	N-vpi
1987-88	54-55	L	A
1988-89	77-79	L	H

L O U I S V I L L E

Louisville leads, 5-1

1961-62	64-83	L	N-sb
1974-75	82-96	L	N-ncaa13
1978-79	84-99	L	H
1980-81	67-78	L	A
1991-92	79-96	L	A
1992-93	72-67	W	H

L O Y O L A (M D .)

Maryland leads, 7-5

1913-14	NA	L	A
1930-31	30-33	L	H

1931-32	27-28	L	H
1947-48	52-63	L	H
1948-49	75-77	L	A

M A I N E

Maryland leads, 1-0

1969-70	97-68	W	H
---------	-------	---	---

M A N H A T T A N

Maryland leads, 1-0

1957-58	59-55	W	N-ncaa6
---------	-------	---	---------

M A R S H A L L

Maryland leads, 2-0

1968-69	89-80	W	A-mit
1980-81	114-89	W	H-mdriv

M D - B A L T . C O U N T Y (U M B C)

Maryland leads, 10-0

1986-87	78-64	W	H
1988-89	78-66	W	H
1989-90	113-61	W	H
1990-91	92-66	W	H
1992-93	103-80	W	H
1993-94	89-80	W	H
1994-95	102-77	W	H
1996-97	67-31	W	H
1997-98	104-66	W	H
1998-99	90-62	W	H

M D - E . S H O R E (U M E S)

Maryland leads, 13-0

1979-80	82-58	W	H
1980-81	81-65	W	H
1981-82	76-64	W	H
1982-83	91-70	W	H
1983-84	104-69	W	H
1984-85	87-48	W	H
1985-86	91-44	W	H
1986-87	117-51	W	H
1987-88	101-51	W	H
1988-89	97-53	W	H
1991-92	115-60	W	H
1992-93	94-63	W	H
1995-96	104-66	W	H

M A S S A C H U S E T T S

Massachusetts leads, 4-2

1989-90	91-81	W	H-nit
1993-94	80-94	L	N-hf
1993-94	95-87	W	N-ncaa5
1994-95	74-85	L	N-bal
1995-96	47-50	L	N-fnb1
1996-97	61-78	L	N-wor

M E M P H I S S T A T E

Memphis State leads, 2-0

1957-58	46-47	(3OT)	L	N-sb
1966-67	53-55	L	A-msi	

M I A M I (F L A .)

The series is tied, 3-3

1953-54	63-57	W	A
1961-62	71-68	W	A
1964-65	73-80	L	A-hc
1967-68	73-93	L	A
1968-69	85-92	L	N-rnit
1970-71	111-77	W	H

M I A M I (O H I O)

Maryland leads, 2-0

1979-80	115-76	W	H-mdriv	
1985-86	69-68	(OT)	W	N-ncaa7

M I C H I G A N

Michigan leads, 3-1

1926-27	25-39	L	A
1933-34	29-25	W	H

1937-38	26-33	L	H
1993-94	71-78	L	N-ncaa14

M I C H I G A N S T A T E

Michigan State leads, 1-0

1955-56	75-95	L	H-mwf
---------	-------	---	-------

M I N N E S O T A

Maryland leads, 2-0

1960-61	64-53	W	A
1961-62	75-69	W	H

M I S S I S S I P P I

The series is tied, 1-1

1928-29	35-37	L	NA
1987-88	74-69	W	N-mci

M I S S I S S I P P I S T A T E

Mississippi State leads, 3-0

1925-26	19-22	L	N-sc
1958-59	45-56	L	N-sb
1961-62	62-64	L	N-sb

M I S S O U R I

Missouri leads, 3-1

1987-88	85-93	L	A
1988-89	73-87	L	H
1995-96	91-72	W	H
1997-98	79-83	L	A

M O N M O U T H

Maryland leads, 1-0


1988-89	74-70	W	H
---------	-------	---	---

M O N T A N A S T A T E

Maryland leads, 1-0

1956-57	89-72	W	N-acity
---------	-------	---	---------

M O R G A N S T A T E



A L L - T I M E

R E C O R D

B O O K

1944-45	28-53	L A
1945-46	28-64	L A
	31-33	L H
	27-54	L N-sct
1946-47	42-58	L A
	61-57	W H
1947-48	46-70	L A
	47-51	L H
	47-55	L A
	52-66	L H
	61-79	L N-sct
1949-50	53-55	L A
	56-69	L H
	67-59	W A
	56-55	W H
1951-52	47-51	L A
	71-51	W H
1952-53	49-59	L A
	68-66	W H
1954-55	70-60	W A
	63-61	W H
	62-68	L H
	55-64	L A
1956-57	61-70	L A
	61-65 (2OT)	L H
1957-58	74-61	W H
	59-66	L A
	86-74	W N-acc3
1958-59	57-64	L A
	69-51	W H
	66-75	L H
	64-81	L A
1960-61	57-81	L N-dc
	52-58	L HL
	56-63	L A
1961-62	79-62	W H
	67-70	L A
1962-63	56-78	L A
	68-82	L A
1963-64	88-97	L A
	74-64	W H
1964-65	76-68	W H
	90-81	W A
1965-66	52-67	L A
	77-66	W H
	70-77	N L-acc3
1966-67	77-85	L A
	78-79	L H
1967-68	67-73	L H
	60-83	L A
1968-69	87-107	L A
	86-88	L H
1969-70	69-77	L H
	83-90	L A
1970-71	79-105	L A
	76-100	L H
1971-72	72-92	L A
	79-77 (OT)	W H
	64-73	L N-acc2
1972-73	94-88	W H
	85-95	L A
1973-74	73-82	L A
	91-80	W H
	105-85	W N-acc2
1974-75	66-69	L H
	96-74	W A
1975-76	93-95 (OT)	L A
	69-81	L H
	68-71	L H
	70-97	L A
1977-78	71-85	L A
	64-66	L H
1978-79	53-54	L H
	67-76	L A
	79-102	L N-acc2
1979-80	92-86	W A
	70-69	W H

1980-81	66-75	L A
	63-76	L H
	60-61	L N-acc5
1981-82	50-66	L H
	56-59	L A
1982-83	71-72	L A
	106-94	W H
1983-84	62-74	L H
	63-78	L A
1984-85	74-75	L H
	54-60	L A
1985-86	67-71	L H
	77-72 (OT)	W A
	85-75	W N-acc2
1986-87	86-93	L H
	65-98	L A
	63-82	L N-acc5
1987-88	65-71	L H
	73-74	L A
	64-74	L N-acc2
1988-89	72-88	L A
	75-86	L H
	58-88	L N-acc4
1989-90	98-88	W H
	80-76	W A
1990-91	73-105	L A
	75-87	L H
1991-92	76-96	L A
	82-80	W H
1992-93	73-101	L A
	63-77	L H
	66-102	L N-acc1
1993-94	70-75	L H
	89-95	L A
1994-95	90-100	L A
	86-73	W H
	92-97 (OT)	L N-acc1
1995-96	86-88	L H
	84-78	W A
1996-97	85-75	W A
	81-93	L H
1997-98	89-83 (OT)	W H
	67-85	L A
1998-99	73-83 (OT)	L N-acc2
	89-76	W A
	81-64	W H
	79-86	L N-acc2

UNC ASHEVILLE

Maryland leads, 1-0

1997-98 110-52 W H

UNC CHARLOTTE

Maryland leads, 1-0

1975-76 70-60 W H

UNC GREENSBORO

Maryland leads, 1-0

1991-92 84-55 W H

UNC WILMINGTON

Maryland leads, 1-0

1997-98 74-36 W H

NORTH CAROLINA STATE

NC 5state leads, 66-57

1924-25 16-30 L N-sct

1926-27 23-38 L A

1927-28 36-24 W H

1929-30 26-28 L H

21-19 W A

1936-37 33-35 L A

41-35 W H

35-42 L N-sct

1938-39 40-46 L A

53-29 W N-sct

1939-40 43-36 W A

1943-44 23-42 L N-sct

1944-45 32-46 L A

42-57 L H

1945-46 47-39 W A

1946-47	43-55	L N-sct
1950-51	45-54	L N-sct
1954-55	68-64	W H
	58-78	L A
1955-56	64-73	L H
	71-62	W A
1956-57	79-66	W H
	56-49	W A
1957-58	48-57	L H
	64-69 (3OT)	L A
1958-59	53-55	L H
	37-53	L A
1959-60	63-53	W H
	46-48	L A
	58-74	L N-acc3
1960-61	67-75	L N-dc
	75-57	W H
	66-83	L A
1961-62	68-73 (OT)	L H
	61-68	L A
	74-76	L H
1962-63	59-79	L A
	72-62	W H
1963-64	65-66	L A
	62-63	L H
	67-73	L A
	67-76	L N-acc3
1965-66	59-48	W H
	58-60 (OT)	A L
1966-67	54-38	W A
	60-55	W H
1967-68	62-75	L H
	52-68	L A
	54-63	L N-acc1
1968-69	69-85	L A
	81-86	L H
1969-70	57-91	L A
	54-64	L H
	57-67	L N-acc1
1970-71	81-83	L H
	61-71	L A
1971-72	83-70	W H
	66-65	W A
	85-87	L H
1972-73	78-89	L A
	74-76	L N-acc2
	74-80	L A
	80-86	L H
	100-103 (OT)	L N-acc1
1974-75	103-85	W H
	98-97	W A
	85-87	L N-acc2
1975-76	87-69	W A
	102-84	W H
1976-77	87-80	W H
	75-73	W A
	72-82	L N-acc2
1977-78	82-88	L A
	73-80	L H
	109-108 (3 OT)	W N-acc2
1978-79	124-110	W H
	82-81 (2 OT)	W A
1979-80	62-67	L A
	66-62	W H
1980-81	82-75	W H
	76-72	W A
1981-82	53-74	L A
	38-52	L H
	28-40	L N-acc2
1982-83	86-81	W H
	67-58	W A
1983-84	59-55	W A
	63-50	W H
	69-63	W N-acc2
1984-85	58-56	W H
	71-70	W A

1985-86	55-67	L H
	67-66	W A
1986-87	47-67	L A
	72-85	L H
1987-88	81-83	L H
	68-74	L A
1988-89	67-90	L H
	77-94	L A
	71-49	W N-acc4
1989-90	61-81	L A
	96-95	W H
1990-91	104-100	W H
	91-114	L A
1991-92	88-94	L A
	77-74	W H
1992-93	70-65	W A
	88-71	W H
	76-55	W N-acc1
1993-94	102-70	W H
	71-79	L A
1994-95	84-67	W A
	84-71	W H
1995-96	77-74	W H
	86-84	W A
1996-97	68-59	W A
	66-55	W H
	58-65	L N-acc1
1997-98	68-65	W A
	78-63	W H
1998-99	94-48	W H
	63-50	W A

NORTHEASTERN

Maryland leads, 1-0

1985-86 84-72 W H

NORTHWESTERN

Northwestern leads, 1-0

1958-59 62-66 L A

NORTH TEXAS

Maryland leads, 1-0

1998-99 132-57 W H

NOTRE DAME

Notre Dame leads, 8-7

1974-75 90-82 W H

83-71 W N-ccaa13

1975-76 69-63 W A

1976-77 79-80 L H

1977-78 54-69 L A

1978-79 67-66 W H

1979-80 63-64 L A

1980-81 70-73 L H

1981-82 51-55 L A

1982-83 68-67 W H

1983-84 47-52 L A

1984-85 77-65 W H

1985-86 62-69 L A

1986-87 50-63 L H

1987-88 78-75 W A

OLD DOMINION

Maryland leads, 4-1

1982-83 87-67 W H

1983-84 69-58 W A

1984-85 87-75 W H

1986-87 73-87 L A

1987-88 70-65 W A

OHIO STATE

Ohio State leads, 3-2

1954-55 50-41 W H

1978-79 72-79 L H-nit

1983-84 68-72 L N-meado

1984-85 76-73 W H

1985-86 66-78 L A

OHIO UNIVERSITY

Maryland leads, 1-0

1981-82 90-64 H W

OKLAHOMA

The series is tied, 1-1

1992-93 89-78 W N-balt

1993-94 85-88 L N-myriad

OKLAHOMA STATE

Maryland leads, 1-0

1966-67 50-49 W N-msu

PENN STATE

The series is tied, 8-8

1915-14 NA L A

1960-61 64-47 W H

1961-62 65-71 L A

1962-63 61-62 L H

1963-64 62-91 L A

1964-65 72-71 W H

1965-66 61-65 L A

1966-67 76-53 W H

1967-68 71-76 L A

1968-69 66-56 W H

1977-78 89-80 W N-her

1978-79 69-61 W N-her

1979-80 56-55 W N-her

1982-83 79-97 L N-balt

1983-84 67-58 W N-her

1989-90 78-80 L A-nit

PENNSYLVANIA

Pennsylvania leads, 12-2

1926-27 26-21 W A

1927-28 26-30 L A

1928-29 18-30 L A

1938-39 24-36 L A

1939-40 34-41 L A

1940-41 32-43 L A

1942-43 49-51 L A

1946-47 54-80 L A

1948-49 67-81 L A



A L L - T I M E R E C O R D B O O K

RHODE ISLAND

Maryland leads, 2-0
 1954-55 83-66 W N-aacity
 1978-79 67-65 (3OT) W H-nit

RICHMOND

Maryland leads, 25-14
 1923-24 24-22 W A
 1925-26 30-14 W H
 1933-34 33-44 L H
 1934-35 26-56 L H
 1935-36 28-24 W H
 1936-37 40-51 L A
 1937-38 26-31 L H
 1938-39 34-41 L A

Maryland leads, 1-0
 1939-40 35-19 W H
 1940-41 36-48 L H
 17-38 L A

1941-42 41-23 W A
 1942-43 32-28 W H
 1943-44 34-65 L A
 1945-46 37-31 W H
 1946-47 39-41 L H
 49-68 L A

1947-48 60-53 W H
 1948-49 45-54 L H
 66-51 W A
 1949-50 49-59 L A
 67-48 W H
 1950-51 48-42 W A
 42-33 W H

1951-52 55-45 W H
 54-50 W A
 1952-53 63-60 (OT) W A
 46-49 L H
 1953-54 72-64 W A
 71-73 L H
 1970-71 99-67 W H
 1971-72 76-61 W H
 1972-73 82-50 W A
 1973-74 96-60 W A
 1974-75 106-81 W H
 1975-76 98-71 W A
 1976-77 90-87 W H
 1981-82 66-50 W A-nit

RIDER

Maryland leads, 3-0
 1991-92 83-69 W H
 1993-94 93-79 W H
 1995-96 83-67 W H

RUTGERS

The series is tied, 3-3
 1939-40 51-39 W A
 1940-41 45-50 L H
 1950-51 51-45 W H
 1951-52 55-61 L A
 1990-91 86-81 W N-ecac
 1991-92 79-95 L N-fiesta

SACRAMENTO STATE

Maryland leads, 1-0
 1989-90 98-68 W N-cham

ST. FRANCIS (PA.)

Maryland leads, 1-0
 1955-56 75-66 W H-mwf

ST. JOHN'S

Maryland leads, 8-6
 1913-14 NA L A
 NA L A
 1927-28 25-22 W H
 1928-29 20-18 W H
 1929-30 41-25 W H
 1931-32 24-20 W H
 1932-33 34-22 W H
 1933-34 32-37 L H
 1934-35 17-24 L H
 1935-36 40-28 W H

1936-37 37-39 L A
 1937-38 38-29 W H
 1971-72 90-69 W H-mdiv
 1998-99 62076 L N-ncaa22

ST. JOSEPH'S

Maryland leads, 3-1
 1971-72 67-55 W N-nit1
 1978-79 62-56 (OT) W H-mdiv
 1980-81 74-57 W H-mdiv
 1982-83 56-64 L H

ST. LOUIS

Maryland leads, 1-0
 1993-94 74-66 W N-ncaa5

ST. PETER'S

Maryland leads, 1-0
 1981-82 49-42 W H

SAN FRANCISCO

Maryland leads, 1-0
 1973-74 78-60 W A-ccc

SANTA CLARA

The series is tied, 1-1
 1973-74 53-32 W A-ccc
 1995-96 79-91 L N-ncaa17

SETON HALL

Maryland leads, 2-1
 1941-42 15-59 L A
 1970-71 56-55 W A
 1975-76 104-69 W H-mdiv

SOUTH CAROLINA

Maryland leads, 31-26
 1924-25 38-22 W H
 1932-33 28-65 L N-sct
 1934-35 35-21 W H
 1939-40 30-33 L A
 68-54 W H
 54-53 W A
 1948-49 79-49 W H
 57-56 W A

1949-50 56-61 L H
 44-59 L A
 1950-51 43-70 L A
 47-37 W H
 1953-54 53-49 W A
 79-48 W H
 68-51 W H
 68-52 W A
 1955-56 76-57 W H
 59-53 W A
 60-68 L A
 66-59 W H
 64-74 L N-acc3
 72-59 W A
 99-59 W H
 1958-59 59-41 W A
 75-45 W H
 1959-60 85-52 W H
 72-55 W A
 1960-61 72-58 W H
 61-64 L A
 1961-62 77-86 L H
 68-85 L A
 68-63 W H
 51-44 W A
 1963-64 69-73 (OT) L H
 64-74 L A
 75-70 W A
 73-59 W H
 1965-66 78-63 W A
 56-42 W H
 1966-67 63-65 L H
 53-80 L A
 54-57 L N-acc2
 1967-68 66-65 W H
 59-68 L A
 1968-69 67-79 L A
 67-69 L H

1969-70 71-92 L N-acc1
 68-101 L H
 44-55 L A
 1970-71 70-96 L A
 31-30 W H
 63-71 L N-acc2
 82-77 W H
 1988-89 51-57 L A
 1989-90 51-52 L N-cfc
 1990-91 78-69 W N-ecac
 1997-98 72-76 L N-bca

SOUTH CAROLINA STATE

Maryland leads, 1-0
 1998-99 104-70 W H

SOUTH FLORIDA

Maryland leads, 2-0
 1989-90 84-66 W H
 1990-91 87-81 W A

SO. CALIFORNIA (USC)

Maryland leads, 3-0
 1978-79 83-79 W H-mdiv
 1989-90 64-62 W A
 1990-91 72-59 W H

SOUTHERN ILLINOIS

Southern Illinois leads, 1-0
 1967-68 72-73 L N-sun

STANFORD

Maryland leads, 2-0
 1985-86 67-65 W N-hpac
 1998-99 62-60 W N-bbt

STAUNTON MIL. ACAD.

Staunton Military Academy leads, 1-0
 1910-11 24-58 L A

STEVENS INSTITUTE

Maryland leads, 4-1
 1924-25 21-17 W A
 21-17 W H
 1925-26 24-27 L H
 1926-27 27-18 W H
 1927-28 31-24 W H

SYRACUSE

Maryland leads, 5-0
 1971-72 71-65 W N-nit1
 1972-73 90-76 W H-mdiv
 91-75 W N-ncaa6
 1976-77 96-85 W H-mdiv
 1980-81 83-73 W A-cc

TAMPA

Maryland leads, 2-0
 1953-54 61-51 W A
 1970-71 80-72 W H

TEMPLE

The series is tied, 2-2
 1948-49 49-67 L A
 1957-58 67-71 L N-ncaa6
 1979-80 85-63 W H-mdiv
 1997-98 83-66 W N-balt

TENNESSEE

Maryland leads, 2-1
 1963-64 59-70 L N-vpi
 1979-80 86-75 W N-ncaa9
 1984-85 72-49 W N-shoot

TENN. CHATTANOOGA

Maryland leads, 2-0
 1980-81 81-69 W N-ncaa7
 1982-83 52-51 W N-ncaa10

TEXAS-EL PASO

Texas-El Paso leads, 2-0
 1967-68 53-70 L A-sun
 1988-89 51-69 L A-sbt

TEXAS

Maryland leads, 1-0
 1994-95 82-68 W N-ncaa15

TEXAS CHRISTIAN

Maryland leads, 1-0
 1988-89 74-67 W N-free

TEXAS TECH

Maryland leads, 1-0
 1954-55 58-54 W N-aacity

TOWSON

Maryland leads, 12-0
 1981-82 75-59 W H
 1982-83 66-56 W H
 1984-85 91-38 W H
 1985-86 91-58 W H
 1986-87 79-71 W H
 1990-91 93-69 W H
 1991-92 83-76 W H
 1992-93 78-68 W H
 1993-94 109-71 W N-balt
 1994-95 120-73 W H
 1995-96 70-67 W N-balt
 1996-97 93-76 W H

TULSA

Tulsa leads, 1-0
 1964-65 66-59 W N-hc

UCLA

UCLA leads, 4-2
 1973-74 64-65 L A
 1974-75 75-81 L H-mdiv
 1981-82 57-90 L A
 1982-83 80-79 (2 OT) W H
 1995-96 63-73 L N-wood
 1998-99 70-54 W N-prs

UTAH

Maryland leads, 1-0
 1994-95 90-78 W N-mau

UTAH STATE

Maryland leads, 1-0
 1997-98 82-68 W N-ncaa19

VALPARAISO

Maryland leads, 1-0
 1998-99 82-60 W N-ncaa21

VANDERBILT

Maryland leads, 1-0
 1957-58 71-56 W N-sb


VILLANOVA

Villanova leads, 2-1
 1984-85 77-74 W H
 1984-85 43-46 L N-ncaa11
 1985-86 62-64 L A

VIRGINIA

Maryland leads, 92-57
 1923-24 13-26 L A
 1924-25 24-18 W H
 36-25 W A
 1925-26 28-34 L A
 30-21 W H
 1926-27 17-22 L A
 29-28 W H
 30-22 W H
 22-25 L H
 54-20 W H
 51-29 W H
 31-34 L A
 34-21 W H
 36-31 W A
 46-18 W H
 1932-33 19-26 L A
 37-28 W H
 1933-34 43-20 W A
 28-25 W H
 44-24 W H
 33-32 W A
 40-34 W H
 1936-37 37-23 W H
 1937-38 39-23 W A
 1938-39 31-21 W H

1940-41 18-47 L A
 1941-42 35-34 W A
 36-26 W H
 53-49 W H
 56-42 W A
 20-52 L A
 26-49 L H
 26-57 L A
 33-61 L H
 1945-46 45-48 L A
 37-36 W H
 1947-48 44-64 L A
 56-68 L H
 1948-49 47-53 L H
 43-79 L A
 56-66 L A
 70-52 W H
 59-57 W H
 46-43 W A
 59-42 W A
 63-53 W H
 1952-53 71-61 W H
 59-56 W A
 1953-54 70-64 W H
 70-56 W A
 1954-55 72-69 W A
 78-65 W H
 67-68 (OT) L N-acc3
 67-55 W H
 60-73 L A
 67-63 W A
 43-39 W N-aacity
 85-64 W H
 71-68 W N-acc3
 87-66 W A
 1957-58 69-56 W H
 70-66 W N-acc3
 63-56 W H
 50-62 L A
 65-66 L N-acc3
 1959-60 70-62 W H
 44-43 W A
 1960-61 57-52 W A
 77-62 W H
 91-70 W A
 68-72 L H
 67-61 W A
 69-71 L H
 1963-64 68-58 W H
 73-79 L A
 1964-65 59-61 L A
 52-47 W H
 1965-66 62-65 L H
 71-64 W A
 1966-67 85-65 W A
 87-76 W H
 85-76 W H
 68-70 L A
 77-78 L H
 1968-69 78-84 L A
 69-71 L A
 79-71 W H
 63-78 L A
 89-84 W H
 1971-72 57-78 L A
 45-42 W H
 62-57 W N-acc2
 93-74 W H
 92-81 W A
 1973-74 88-81 W A
 110-75 W H
 86-79 W H
 70-51 W A
 69-66 W A
 81-73 W H
 65-73 L N-acc5
 1976-77 82-67 W H
 68-77 L A



A L L - T I M E

R E C O R D

B O O K

1977-78	64-66	L A
	70-79	L H
1978-79	63-69	L H
	72-75	L A
1979-80	63-61	W A
	82-71	W H
1980-81	64-66	L H
	63-74	L A
	85-62	W N-acc5
1981-82	40-45 (OT)	L A
	47-46 (OT)	W H
1982-83	64-83	L H
	81-83	L A
1983-84	67-66	W A
	74-65	W H
1984-85	71-58	W H
	60-55	W A
1985-86	49-70	L A
	87-72	W H
1986-87	64-71	L H
	77-82	L A
1987-88	72-84	L A
	69-63	W H
1988-89	58-64 (OT)	L H
	59-86	L A
1989-90	74-72	W A
	89-74	W H
1990-91	62-76	L H
	78-74 (OT)	W A
1991-92	75-82	L A
	74-76	L H
1992-93	68-70	L H
	74-88	L A
1993-94	73-66	W A
	70-68	W H
	63-69	L N-acc5
1994-95	71-62	W H
	67-92	L A
1995-96	80-72	W A
	83-71	W H
1996-97	78-62	W H
	74-81	L A
1997-98	77-70	W H
	74-66	W A
1998-99	71-66	W H
	88-72	W H

1944-45	31-29	W A
	46-28	W H
1946-47	27-35	L A
	61-50	W A
1947-48	53-45	W H
	53-46	W A
	63-48	W H
1948-49	53-45	W A
	70-55	L H
1949-50	65-53	W H
	61-62	L A
1950-51	46-41	W A
	65-46	W H
1951-52	57-39	W A
	64-46	W H
1952-53	54-37	W A
	67-41	W H

VIRGINIA TECH

Maryland leads, 22-3		
1925-26	19-17	W A
	30-14	W H
1927-28	29-20	W A
	30-10	W H
1928-29	29-39	L A
1929-30	41-29	W H
	34-23	W A
1930-31	33-16	W H
1932-33	40-20	W A
	37-21	W H
1933-34	29-24	W A
	34-32	W H
1937-38	42-35	W H
1939-40	49-41	W H
1940-41	39-48	L H
1946-47	57-49	W A
	55-42	W H
1948-49	60-51	W H
1950-51	57-66	L H
1952-53	65-46	W H
	70-56	W A
1953-54	60-52	W H
	54-41	W A
1989-90	89-80	W H
1990-91	82-67	W A

W A G N E R

Maryland leads, 1-0

W A K E F O R E S T

Wake Forest leads, 50-48		
1952-53	59-61 (OT)	L N-sct
1953-54	54-71	L A
	74-53	W H
	56-64	L N-acc3
1954-55	58-62 (OT)	L H
	71-75	L A
1955-56	61-51	W H
	60-76	L A
1956-57	59-53	W H
	58-62	L A
1957-58	72-58	W H
	74-67	W A
1958-59	68-65	W H
	53-56	L A
1959-60	47-54	L H
	64-65	L A
1960-61	60-72	L H
	69-78	L A
	76-98	L N-acc3
1961-62	79-62	W H
	78-81	L A
1962-63	74-85	L H
	54-75	L A
1963-64	41-80	L N-acc3
	91-82	W A
	77-79	L H
1964-65	82-64	W H
	93-85	W A
1965-66	87-66	W H

1966-67	86-78	W A
	59-86	L H
1967-68	64-78	L A
	60-73	L A
	87-74	W H
1968-69	87-95	L A
	71-93	L A
1969-70	87-104	L H
	96-88	W A
1970-71	72-71	W H
	66-72	L A
1971-72	49-46	W A
	64-56 (OT)	W H
1972-73	105-76	W H
	60-62	L A
	73-65	W N-acc2
1973-74	72-59	W A
	77-68	W H
1974-75	99-78	W A
	89-73	W H
1975-76	93-96	L A
	105-91	W H
1976-77	85-86 (OT)	L H
	81-80	W A
1977-78	75-84	L A
	91-89	W H
1978-79	60-66	L H
	54-53	W A
1979-80	84-76	W A
	83-77	W H
1980-81	60-67	L A
	94-80	W H
1981-82	61-56	W H
	42-48	L A
1982-83	66-79	L A
	83-75	W H
1983-84	87-90	L A
	90-79	W H
	66-64	W N-acc2
1984-85	64-62	W A
	69-66	W H
1985-86	77-55	W H
	59-48	W A
1986-87	58-69	L A
	68-75	L H
1987-88	93-76	W H
	70-65	W A
1988-89	60-70	L A
	61-75	L H
1989-90	88-82	W H
	74-84	L A
1990-91	62-74	L A
	86-78	W H
1991-92	77-66	W A
	76-86	L H
1992-93	64-88	L A
	73-86	L H
1993-94	61-58	W A
	81-58	W H
1994-95	76-66	W H
	54-63	L A
1995-96	64-77	L A
	78-85	L H
1996-97	54-51	W A
	69-74	L H
1997-98	60-72	L A
	79-83	L H
1998-99	92-69	W H
	72-85	L A

WASHINGTON COLLEGE

Maryland leads, 12-3

1924-25	16-27	L H
1926-27	18-22	L H
1927-28	22-20	W H
1930-31	32-33	L H
1931-32	36-16	W H
1932-33	35-27	W H
1933-34	44-33	W H
1934-35	43-27	W H

1935-36	46-34	W H
	56-30	W A
1936-37	41-20	W A
1937-38	43-42	W A
1938-39	47-37	W H
1940-41	26-18	W H
1941-42	28-25	W H

WASHINGTON & LEE

Maryland leads, 27-24

1910-11	17-46	L A
	24-29	L H
1913-14	NA	L A
1923-24	22-21	W NA
1925-26	40-27	W H
	33-20	W A
1926-27	44-52	W H
	32-34	L A
	28-24	W H
1927-28	31-28	W A
1928-29	22-47	L H
	18-42	L A
1929-30	25-29	W H
	21-36	L A
1930-31	36-21	W A
	28-17	W H
1931-32	42-38	W A
	49-19	W H
1932-33	40-43	L A
1933-34	37-45	L N-sct
1934-35	29-33	L H
1935-36	27-30	L A
	54-55	L H
	32-38	L N-sct
1936-37	27-51	L A
	35-41	L H
1937-38	29-31	L A
	36-32	W H
	39-37	W H
1938-39	25-44	L H
1939-40	43-30	W N-sct
1940-41	41-59	L A
	15-42	L H
1941-42	44-52	L A
	28-30	L H
	40-50	L H
1942-43	55-35	W H
	65-60	W A
	59-50	W H
1946-47	64-70	L A
	64-38	W H
1948-49	66-60	W A
1949-50	65-46	W H
1950-51	52-43	W H
	65-83	L A
1951-52	71-51	W H
	51-43	W A
1952-53	58-40	W A
	87-56	W H
1953-54	51-25	W A
	76-43	W H

WEST VIRGINIA

West Virginia leads, 20-15

1925-26	25-15	W H
1933-34	24-26	L A
1934-35	29-39	L H
1935-36	26-51	L A
1941-42	36-63	L A
	27-41	L H
1945-46	33-35	L H
1946-47	43-81	L A
1950-51	64-70	L H
1952-53	52-45	W H
1953-54	71-54	W A
1963-64	74-72	W H
	67-91	L A
1964-65	73-80 (OT)	L H
	86-78	W A
1965-66	74-76	L A
	107-92	W H

1966-67	82-81 (OT)	W A
	58-61	L H
1967-68	79-75	W H
	66-83	L A
1968-69	65-86	L A
	91-84	W H
1969-70	83-76	W H
	78-83	L A
1970-71	81-83	L H
1983-84	102-77	W N-ncaa11
1984-85	56-47	W H
1985-86	42-41	W A
1986-87	65-62	W H
1987-88	49-75	L A
1988-89	61-69	L H
1990-91	85-90	L A
1991-92	101-91	W H
1992-93	72-86	L A

WESTERN CAROLINA

Maryland leads, 1-0

1998-99	113-46	W H
---------	--------	-----

WESTERN KENTUCKY

Maryland leads, 2-0

1971-72	103-67	W H-mdinv
1977-78	91-78	W H-mdinv

WESTERN MARYLAND

Maryland leads, 9-0

1926-27	52-25	W H
1927-28	30-29	W H
1928-29	32-17	W H
1929-30	38-17	W H
1930-31	45-35	W H
1931-32	35-15	W H
1932-33	37-32	W H
1933-34	49-33	W H
1936-37	48-36	W H

WICHITA STATE

Maryland leads, 1-0

1968-69	95-83	W N-cl
---------	-------	--------

WILLIAM & MARY

Maryland leads, 14-0

1928-29	30-20	W H
1929-30	27-23	W H
1935-36	41-39	W H
1936-37	41-29	W H
1937-38	45-38	W H
1953-54	69-54	W A
	74-55	W H
1954-55	67-62	W A
1955-56	52-51	W H
1980-81	69-64	W H
1981-82	50-43	W A
1982-83	56-51	W H
1983-84	58-44	W H
1985-86	77-48	W H

WINTHROP

Maryland leads, 2-0

1986-87	76-58	W H
1987-88	65-52	W H

WISCONSIN

Wisconsin leads, 2-0

1931-32	30-32	L A
1932-33	43-22	L H

WYOMING

Maryland leads, 1-0

1960-61	84-77	W N-dc
---------	-------	--------

XAVIER


Maryland leads, 1-0

1976-77	84-74	W H-mdinv
---------	-------	-----------

YALE

Maryland leads, 1-0

1959-60	103-80
---------	--------




A L L - T I M E R E C O R D B O O K

Neutral Site Key

aac1y	All-America City Tournament, Owensboro, Kentucky
acc1	ACC Tournament, Charlotte, N.C. (Charlotte Coliseum)
acc2	ACC Tournament, Greensboro, N.C. (Greensboro Coliseum)
acc3	ACC Tournament, Raleigh, N.C. (Reynolds Coliseum)
acc4	ACC Tournament, Atlanta, Ga. (Omni)
acc5	ACC Tournament, Landover, Md. (Capital Centre)
accbe1	ACC/Big East Challenge, Richmond, Va. (Richmond Coliseum)
accbe2	ACC/Big East Challenge, Hartford, Conn. (Hartford Civic Center)
accbe3	ACC/Big East Challenge, E. Rutherford, N.J. (Brendan Byrne Arena)
armory	Washington D.C., Municipal Armory
balt	Baltimore Arena, Baltimore, Md.
bbt	BB&T Classic, Washington, D.C. (MCI Center)
bca	Black Coaches Assoc. Classic, Minneapolis, Minn. (Target Center)
bg	Boston Garden, Boston, Mass.
bigr	Blue Grass Tournament, Louisville, Ky. (Kentucky State Fairgrounds Pavilion)
cap	Capital Centre, Landover, Md.
cc	Carrier Classic, Syracuse, N.Y. (Carrier Dome)
ccc	Cable Car Classic, San Francisco, Calif. (Oakland Coliseum)
cfc	Central Fidelity Classic, Richmond, Va. (Robbins Center)
cham	Chaminade Christmas Classic, Honolulu, Hawaii (Blaisdell Arena)
ci	Charlotte Invitational, Charlotte, N.C. (Charlotte Coliseum)
ecac	ECAC Holiday Festival, New York, N.Y. (Madison Square Garden)
evans	Evansville Holiday Tournament (Roberts Stadium)
dc	Dixie Classic, Raleigh, N.C. (Reynolds Coliseum)
fiesta	Fiesta Bowl Classic, Tucson, Ariz. (McKale Center)
fnb1	Franklin National Bank Classic, Landover, Md. (USAir Arena)
fnb2	Franklin National Bank Classic, Washington, D.C. (MCI Center)
free	Freedom Bowl Classic, Irvine, Calif. (Bren Events Center)
hc	Hurricane Classic, Miami, Fla. (Miami Beach Convention Center)
her	Hershey Park, Hershey, Pa. (Hershey Park Arena)
hf	Hall of Fame Classic, Springfield, Mass. (Springfield Civic Center)
hp	Hawaii Pacific Tournament, Honolulu, Hawaii (War Memorial Gymnasium)
maui	Maui Invitational, Lahaina, Hawaii (Lahaina Civic Center)
mci	MCI Heritage Classic, Baltimore, Md. (Baltimore Arena)
mdinv	Maryland Invitational, College Park, Maryland (Cole Field House)
meado	Meadowlands (Brendan Byrne Arena), East Rutherford, N.J.
mit	Marshall Invitational Tournament, Huntington, W. Va. (Memorial Field House)
msi	Memphis State Invitational, Memphis, Tenn. (Mid-South Coliseum)
mwf	Mid-Winter Festival, College Park, Md. (Cole Field House)
ncaa1	NCAA Tournament, New York City, N.Y. (Madison Square Garden)
ncaa2	NCAA Tournament, Philadelphia, Pa. (The Spectrum)
ncaa3	NCAA Tournament, Cincinnati, Ohio (Riverfront Coliseum)
ncaa4	NCAA Tournament, Lubbock, Texas (Memorial Coliseum)
ncaa5	NCAA Tournament, Wichita, Kan. (Kansas Coliseum)
ncaa6	NCAA Tournament, Charlotte, N.C. (Charlotte Coliseum)
ncaa7	NCAA Tournament, Dayton, Ohio (Dayton Arena)
ncaa8	NCAA Tournament, Long Beach, Calif. (Long Beach Arena)
ncaa9	NCAA Tournament, Greensboro, N.C. (Greensboro Coliseum)
ncaa10	NCAA Tournament, Houston, Texas (The Summit)
ncaa11	NCAA Tournament, Birmingham, Ala. (Birmingham Coliseum)
ncaa12	NCAA Tournament, Lexington, Ky. (Rupp Arena)
ncaa13	NCAA Tournament, Las Cruces, N.M. (Memorial Arena)
ncaa14	NCAA Tournament, Dallas, Texas (Reunion Arena)
ncaa15	NCAA Tournament, Salt Lake City, Utah (Jon Huntsman Center)
ncaa16	NCAA Tournament, Oakland, Calif. (Oakland Coliseum)
ncaa17	NCAA Tournament, Tempe, Ariz. (Special Events Center)
ncaa18	NCAA Tournament, Memphis, Tenn. (The Pyramid)
ncaa19	NCAA Tournament, Sacramento, Calif. (Arco Arena)
ncaa20	NCAA Tournament, Anaheim, Calif. (The Pond of Anaheim)
ncaa21	NCAA Tournament, Orlando, Fla. (Orlando Arena)
ncaa22	NCAA Tournament, Knoxville, Tenn. (Thompson-Boling Arena)
nit1	National Invitation Tournament, New York, N.Y. (Madison Square Garden)
prs	Puerto Rico Shootout, Bayamon, PR (Eugenio Guerra Sports Complex)
rain	Rainbow Classic, Honolulu, Hawaii (Neil S. Blaisdell Center)
sb	Sugar Bowl Tournament, New Orleans, La. (Loyola Field House)
sbt	Sun Bowl Tournament, El Paso, Texas (Special Events Center)
sct	Southern Conference Tournament
shoot	Great Alaskan Shootout, Anchorage, Alaska (Sullivan Arena)
sun	Sun Carnival Tournament, El Paso, Texas (Memorial Gymnasium)
to	Hall of Fame Tip-Off Classic, Springfield, Mass. (Springfield Civic Center)
vpi	Virginia Polytechnic Institute, Blacksburg, Va. (Virginia Tech Coliseum)
wood	John R. Wooden Classic, Anaheim, Calif. (The Pond of Anaheim)
wor	Worcester Centrum, Worcester, Mass.

Series Records

Opponent (Games Played)	Record	Opponent (Games Played)	Record	Opponent (Games Played)	Record
Air Force (2)	2-0	Hawaii (2)	2-0	Oklahoma State (1)	1-0
Alabama (3)	3-0	Hawaii-Pacific (1)	1-0	Penn State (16)	8-8
Alaska (1)	1-0	Hofstra (3)	3-0	Pennsylvania (14)	2-12
American (10)	9-1	Holy Cross (4)	4-0	Penn Military Academy (1)	0-1
AU-Puerto Rico (1)	1-0	Houston (2)	1-1	Pepperdine (1)	1-0
Appalachian State (2)	2-0	Howard (3)	3-0	Pittsburgh (6)	5-1
Arizona (2)	0-2	Illinois (2)	1-1	Princeton (6)	4-2
Arizona State (2)	1-1	Indiana (3)	0-3	Providence (2)	1-1
Arkansas (2)	1-1	Iowa (1)	1-0	Randolph Macon (4)	3-1
Army (4)	3-1	Jacksonville (3)	2-1	Rhode Island (2)	2-0
Augusta College (1)	1-0	James Madison (1)	1-0	Richmond (39)	25-14
Ball State (1)	1-0	Johns Hopkins (19)	15-4	Rider (3)	3-0
Baltimore City (3)	2-1	Kansas (4)	1-3	Rutgers (6)	3-3
Biscayne College (1)	1-0	Kansas State (1)	1-0	Sacramento State (1)	1-0
Boston College (4)	3-1	Kentucky (10)	3-7	St. Francis (Pa.) (1)	1-0
Boston University (3)	2-1	Kentucky Wesleyan (1)	1-0	St. John's (14)	8-6
Brown (3)	3-0	Kent State (1)	1-0	St. Joseph's (3)	3-1
Bucknell (6)	6-0	Lafayette (4)	4-0	St. Louis (1)	1-0
Buffalo (4)	4-0	Lamar (1)	1-0	St. Peter's (1)	1-0
California (1)	1-0	La Salle (3)	3-0	San Francisco (1)	1-0
California-Irvine (1)	1-0	Lehigh (1)	1-0	Santa Clara (2)	1-1
California-Santa Barbara (1)	1-0	Long Island (7)	7-0	Seton Hall (3)	2-1
Canisius (7)	7-0	Louisiana State (4)	2-2	South Carolina (57)	31-26
Catholic (22)	12-10	Louisville (6)	1-5	South Carolina State (1)	1-0
Central Florida (1)	1-0	Loyola (Md.) (12)	7-5	South Florida (2)	2-0
Chaminade (1)	1-0	Maine (1)	1-0	Southern California (USC) (3)	3-0
College of Charleston (1)	0-1	Manhattan (1)	1-0	Southern Illinois (1)	1-0
Chicago State (1)	1-0	Marshall (2)	2-0	Stanford (2)	2-0
City College of New York (2)	1-1	Md.-Balt. County (UMBC) (10)	10-0	Staunton Military Academy (1)	0-1
Cincinnati (2)	2-0	Md.-Eastern Shore (UMES) (13)	13-0	Stevens Institute (5)	4-1
The Citadel (1)	1-0	Massachusetts (6)	2-4	Syracuse (5)	5-0
Clemson (116)	74-42	Memphis State (2)	0-2	Tampa (2)	2-0
Cleveland State (1)	1-0	Miami (Fla.) (6)	3-3	Temple (4)	2-2
Columbia (2)	2-0	Miami (Ohio) (2)	2-0	Tennessee (3)	2-1
Connecticut (2)	0-2	Michigan (4)	1-3	Tennessee-Chattanooga (2)	2-0
Coppin State (1)	0-1	Michigan State (1)	0-1	Texas-El Paso (2)	2-0
Cornell (1)	1-0	Minnesota (2)	2-0	Texas (1)	1-0
Creighton (2)	2-0	Mississippi (2)	1-1	Texas Christian (1)	1-0
Davidson (2)	1-1	Mississippi State (3)	0-3	Texas Tech (1)	1-0
Dayton (3)	2-1	Missouri (4)	1-3	Towson (12)	12-0
Delaware (3)	2-1	Monmouth (N.J.) (1)	1-0	Tulsa (1)	1-0
Delaware College (1)	0-1	Montana State (1)	1-0	UCLA (6)	4-2
Delaware State (2)	2-0	Morgan State (4)	4-0	Utah (1)	1-0
DePaul (2)	2-0	Mount Saint Joseph (3)	1-2	Utah State (1)	1-0
DePauw (2)	2-0	Mount Saint Mary's (3)	3-0	Valparaiso (1)	1-0
Duke (141)	51-90	Navy (56)	30-26	Vanderbilt (1)	1-0
Duquesne (7)	7-0	Nevada Las Vegas (UNLV) (5)	1-4	Villanova (3)	1-2
East Carolina (6)	6-0	New Mexico A&M (1)	0-1	Virginia (149)	57-92
Eastern Kentucky (91)	1-0	New York University (2)	0-2	Virginia Military Institute (49)	39-10
East Tennessee State (2)	2-0	Niagara (1)	1-0	Virginia Tech (25)	22-3
Evansville (2)	1-1	North Carolina (151)	48-103	Wagner (1)	1-0
Fairleigh Dickinson (4)	4-0	UNC Asheville (1)	1-0	Wake Forest (96)	50-48
Florida (1)	1-0	UNC Charlotte (1)	1-0	Washington College (15)	12-3
Florida International (1)	1-0	UNC Greensboro (1)	1-0	Washington & Lee (51)	27-24
Florida State (18)	13-5	UNC Wilmington (1)	1-0	West Virginia (35)	15-20
Fordham (8)	7-1	North Carolina State (123)	57-66	Western Carolina (1)	1-0
Gallaudet (14)	7-7	Northeastern (1)	1-0	Western Kentucky (2)	2-0
George Mason (3)	3-0	Northwestern (1)	1-0	Western Maryland (9)	9-0
George Washington (57)	33-24	North Texas (1)	1-0	Wichita (1)	1-0
Georgetown (57)	32-25	Notre Dame (15)	7-8	William & Mary (14)	14-0
Georgia (6)	2-4	Old Dominion (5)	4-1	Wintthrop (2)	2-0
Georgia State (1)	1-0	Ohio State (5)	3-2	Wisconsin (2)	0-2
Georgia Tech (51)	23-28	Ohio University (1)	1-0	Wyoming (1)	1-0
Gonzaga (1)	1-0	Oklahoma (2)	1-1	Xavier (1)	1-0
				Yale (1)	1-0



A L L - T I M E R E C O R D B O O K

ACC Series Anatomies

CLEMSON (MARYLAND LEADS 74-42)

Last Maryland Win	Feb. 24, 1999, Home, 77-60		
Last Clemson Win	Dec. 4, 1997, Away, 78-65 (OT)		
Williams at Md vs Clemson	11-11		
Terps at Home	44-8		
Terps on the Road	20-31		
Terps at Neutral Sites	10-3		
Terps Since 1954	70-34		
Last 10 Games	Maryland leads, 6-4		
Longest Winning Streak	11 (1951-57)		
Largest Margin of Victory:	+40; 81-41; Away, 1953-54		
Largest Margin in Loss	-22; 93-71; Away, 1976-77		
Most Points Scored	103-83, Home, 1969-70		
By Decade	30s 1-1	40s 4-3	50s 13-5
	60s 13-10	70s 18-5	80s 14-7
	90s 11-11		

NORTH CAROLINA (NORTH CAROLINA LEADS, 103-48)

Last Maryland Win	Feb. 13, 1999; Home, 81-64		
Last North Carolina Win	March 6, 1999, Neutral, 86-79 (OT)		
Williams at Md vs UNC	9-15		
Terps at Home	30-41		
Terps on the Road	14-48		
Terps at Neutral Sites	4-14		
Terps Since 1954	29-76		
Last 10 Games	Tied, 5-5		
Longest Winning Streak	5 (1929-32)		
Largest Margin of Victory	+25; 66-41, Away, 1938-39		
Largest Margin in Loss	-36; 64-28, Away, 1945-46		
	-36; 102-66; Neutral, 1992-93		
Most Points Scored	106-94, Home, 1982-83		
By Decade	20s 4-3	30s 8-7	40s 3-13
	50s 9-10	60s 5-17	70s 5-18
	80s 5-20	90s 9-15	

DUKE (DUKE LEADS, 90-51)

Last Maryland Win.	Jan. 26, 1997, Home, 74-70		
Last Duke Win	Feb. 3, 1999; Away, 95-77		
Williams at Md vs Duke:	4-19		
Terps at Home	32-32		
Terps on the Road	12-48		
Terps at Neutral Sites	7-10		
Terps Since 1954	37-67		
Last 10 Games	Duke leads, 7-3		
Longest Winning Streak:	7 (1973-76)		
Largest Margin of Victory:	+33; 64-31, Home, 1958-59		
Largest Margin in Loss	-36; 92-56; Away, 1952-53		
Most Points Scored	111-114, Home, 1989-90		
By Decade	20s 1-0	30s 9-7	40s 2-12
	50s 7-12	60s 4-17	70s 14-9
	80s 10-14	90s 4-19	

NC STATE (NC STATE LEADS, 66-57)

Last Maryland Win:	Feb. 10, 1999; Away, 63-50		
Last NC State Win	March 8, 1997, Neutral, 65-58		
Williams at Md vs NC State:	17-5		
Terps at Home	30-20		
Terps on the Road	22-30		
Terps at Neutral Sites	5-16		
Terps Since 1954	50-55		
Last 10 Games	Maryland leads, 9-1		
Longest Winning Streak	7 (1983-85)		
Largest Margin of Victory	+46; 94-48, Home, 1998-99		
Largest Margin in Loss	-34; 91-57; Away, 1969-70		
Most Points Scored	124-110, Home, 1978-79		
By Decade	20s 1-2	30s 3-4	40s 3-4
	50s 4-7	60s 6-18	70s 11-15
	80s 12-11	90s 17-5	

FLORIDA STATE (MARYLAND LEADS, 13-5)

Last Maryland Win.	March 5, 1999, Neutral, 93-69		
Last Florida State Win.	Jan. 29, 1997; Away, 74-70		
Williams at Md vs Florida St	13-5		
Terps at Home	6-2		
Terps on the Road	5-3		
Terps at Neutral Sites	2-0		
Terps Since 1954	13-5		
Last 10 Games	Maryland leads, 8-2		
Longest Winning Streak:	5 (1994-95) and (1997-99)		
Largest Margin of Victory:	+24; 93-69, Neutral, 1998-99		
Largest Margin in Loss	-22; 100-78, Away, 1995-96		
Most Points Scored	93-85; Away, 1991-92		
	93-69, Neutral, 1998-99		
By Decade	90s 13-5		

VIRGINIA (MARYLAND LEADS, 92-57)


Last Maryland Win	Feb. 6, 1999, Home, 88-72		
Last Virginia Win.	March 2, 1997; Away, 81-74		
Williams at Md vs Virginia:	13-8		
Terps at Home.	53-18		
Terps on the Road	34-34		
Terps at Neutral Sites	5-5		
Terps Since 1954	61-40		
Last 10 Games	Maryland leads, 9-1		
Longest Winning Streak	11 (1950-55)		
Largest Margin of Victory	+35; 110-75, Home, 1973-74		
Largest Margin in Loss:	-36; 79-43, Away, 1948-49		
Most Points Scored	110-75; Home, 1973-74		
By Decade	20s 5-4	30s 14-2	40s 5-10
	50s 20-5	60s 12-8	70s 13-9
	80s 10-11	90s 13-8	

GEORGIA TECH (GEORGIA TECH LEADS, 28-23)

Last Maryland Win	Feb. 21, 1999, Home, 91-60		
Last Georgia Tech Win	Jan. 3, 1996, Away, 98-84		
Williams at Md vs Ga. Tech:	11-11		
Terps at Home.	14-10		
Terps on the Road	6-14		
Terps at Neutral Sites	3-4		
Terps Since 1954	23-28		
Last 10 Games	Maryland leads, 8-2		
Longest Winning Streak.	9 (1972-81)		
Largest Margin of Victory:	+38; 105-67; Home, 1974-75		
Largest Margin in Loss	-25; 67-92; Away, 1991-92		
Most Points Scored	105-67, Home, 1974-75		
By Decade	70s 4-0	80s 7-17	90s 11-11

WAKE FOREST (WAKE FOREST LEADS, 50-48)

Last Maryland Win	Dec. 3, 1998, Home, 92-69		
Last Wake Forest Win	Jan. 31, 1999; Away, 85-72		
Williams at Md vs Wake	8-12		
Terps at Home	29-16		
Terps on the Road	17-30		
Terps at Neutral Sites	2-4		
Terps Since 1954	48-49		
Last 10 Games	Wake Forest leads, 7-3		
Longest Winning Streak	6 (1984-86)		
Largest Margin of Victory:	+29; 105-76; Home, 1972-73		
Largest Margin in Loss	-39; 80-41, Neutral, 1962-63		
Most Points Scored	105-76, Home, 1972-73		
	105-91, Home, 1975-76		
By Decade	50s 6-8	60s 7-15	70s 14-7
	80s 13-8	90s 8-12	



In-Season Tournaments

Total In-Season Tournaments: 51
 Overall Record: 82-29 (.739)
 Total Championships: 26
 Runner-Ups: 11

ALL-AMERICAN CITY TOURNAMENT (OWENSBORO, KY.)

12-30-53	vs Evansville	W	66-58
1-2-54	vs Kentucky Wesleyan	W	54-37 (champions)
12-27-54	vs Texas Tech	W	58-54
12-28-54	vs Rhode Island	W	83-66
12-30-54	vs Cincinnati	W	78-61 (champions)
12-28-56	vs Montana State	W	89-72
12-29-56	vs New Mexico A&M	L	43-45
12-31-56	vs Virginia	W	43-39

BB&T BANK/CHILDREN'S CHARITIES CLASSIC (WASHINGTON, D.C.)

12-6-98	vs Stanford	W	62-60
12-7-98	vs De Paul	W	92-75 (champions)

BLUE GRASS TOURNAMENT (LOUISVILLE, KY.)

12-28-59	vs Indiana	L	63-72
12-29-59	vs Fordham	W	56-54

CABLE CAR CLASSIC (SAN FRANCISCO, CALIF.)

12-21-73	vs San Francisco	W	78-60
12-22-73	vs Santa Clara	W	53-32 (champions)

CARRIER CLASSIC (SYRACUSE, N.Y.)

12-5-80	vs Wagner	W	96-73
12-6-80	vs Syracuse	W	83-73 (champions)

CENTRAL FIDELITY CLASSIC (RICHMOND, VA.)

12-1-89	vs South Carolina	L	51-52
12-2-89	vs Army	W	78-60

CHAMINADE CHRISTMAS CLASSIC (HONOLULU, HAWAII)

12-22-89	vs George Mason	W	104-86
12-23-89	vs East Tennessee St	W	91-86
12-24-89	vs Sacramento State	W	98-68 (champions)

CHARLOTTE INVITATIONAL (CHARLOTTE, N.C.)

12-28-66	vs Davidson	W	66-55
12-29-66	vs Army	W	57-54 (champions)
12-27-68	vs Davidson	L	69-83
12-28-68	vs Wichita	W	95-83

DIXIE CLASSIC (RALEIGH, N.C.)

12-28-60	vs North Carolina	L	57-81
12-29-60	vs NC State	L	67-75
12-30-60	vs Wyoming	W	84-77

ECAC HOLIDAY FESTIVAL (NEW YORK, N.Y.)

12-27-90	vs Rutgers	W	86-81
12-29-90	vs South Carolina	W	78-69 (champions)

EVANSVILLE HOLIDAY TOURNAMENT (EVANSVILLE, IND.)

12-27-63	vs Arizona	L	54-57
12-28-63	vs Columbia	W	82-76

FIESTA BOWL CLASSIC (TUCSON, ARIZ.)

12-28-91	vs Rutgers	L	79-95
12-30-91	vs Evansville	L	64-75

FRANKLIN NATIONAL BANK/CHILDREN'S CHARITIES CLASSIC (LANDOVER, MD.)

12-2-95	vs Massachusetts	L	47-50
12-3-95	vs George Washington	W	98-81
12-7-96	vs California	W	80-64
12-8-96	vs George Washington	W	74-68 (champions)

FRANKLIN NATIONAL BANK/CHILDREN'S CHARITIES CLASSIC (WASHINGTON, D.C.)

12-7-97	vs Kansas	W	86-83
12-8-97	vs George Washington	L	66-70

FREEDOM BOWL CLASSIC (IRVINE, CALIF.)

11-25-88	vs Texas Christian	W	74-67
11-26-88	vs Georgia State	W	69-62 (champions)

GREAT ALASKAN SHOOTOUT (ANCHORAGE, ALASKA)

11-23-84	vs Kansas	W	58-56
11-24-84	vs Alaska	L	52-54
11-25-84	vs Tennessee	W	72-49

HALL OF FAME CLASSIC (SPRINGFIELD, MASS.)

12-28-93	vs Hofstra	W	93-67
12-29-93	vs Massachusetts	L	80-94

HAWAII PACIFIC TOURNAMENT (HONOLULU, HAWAII)

12-28-85	vs Stanford	W	67-65
12-29-85	vs Hawaii-Pacific	W	92-85 (champions)

HURRICANE CLASSIC (MIAMI, FLA.)

12-28-64	vs Tulsa	W	66-59
12-29-64	vs Miami (Fla.)	L	73-80

MCI HARBOR CLASSIC (BALTIMORE, MD.)

11-27-87	vs Loyola (Md.)	W	74-60
11-28-87	vs Mississippi	W	77-69 (champions)

MARSHALL INVITATIONAL TOURNAMENT (HUNTINGTOWN, W.VA.)

12-20-68	vs Marshall	W	89-80
12-21-68	vs Miami (Fla.)	L	85-92

MARYLAND INVITATIONAL TOURNAMENT (COLLEGE PARK, MD.)

12-19-69	vs Army	L	64-69
12-20-69	vs Fordham	W	94-71
12-29-71	vs Western Kentucky	W	103-67
12-30-71	vs St. John's	W	90-69 (champions)

12-29-72	vs Georgia Tech	W	90-53
12-30-72	vs Syracuse	W	90-76 (champions)

12-28-73	vs Holy Cross	W	102-75
12-29-73	vs Boston College	W	58-37 (champions)

12-27-74	vs Georgia Tech	W	105-67
12-28-74	vs UCLA	L	75-81

12-29-75	vs Seton Hall	W	104-69
12-30-75	vs Princeton	W	66-59 (champions)

12-28-76	vs Xavier	W	84-74
12-29-76	vs Syracuse	W	96-85 (champions)

12-28-77	vs Western Kentucky	W	91-78
12-29-77	vs Georgia Tech	W	65-63 (champions)

12-29-78	vs St. Joseph's	W	62-57
12-30-78	vs Southern California	W	83-79 (champions)

12-28-79	vs Miami (Ohio)	W	115-76
12-29-79	vs Temple	W	85-63 (champions)
12-29-80	vs Marshall	W	114-89
12-30-80	vs St. Joseph's	W	74-57 (champions)
12-29-83	vs Randolph Macon	W	58-52
12-30-83	vs La Salle	W	96-83 (champions)

MAUI INVITATIONAL (MAUI, LAHINA, HAWAII)

11-21-94	vs Chaminade	W	95-67
11-22-94	vs Utah	W	90-78
11-23-94	vs Arizona State	L	90-97

MEMPHIS STATE INVITATIONAL (MEMPHIS, TENN.)

12-16-66	vs Oklahoma State	W	50-49
12-17-66	vs Memphis State	L	53-55

MID-WINTER FESTIVAL (COLLEGE PARK, MD.)

12-29-55	vs Michigan State	L	75-95
12-30-55	vs St. Francis (Pa.)	W	75-66

PUERTO RICO SHOOTOUT (BAYAMON, P.R.)

11-26-98	vs AU-Puerto Rico	W	82-32
11-27-98	vs UCLA	W	70-54
11-28-98	vs Pittsburgh	W	87-52 (champions)

RAINBOW CLASSIC (HONOLULU, HAWAII)

12-25-84	vs Iowa	W	78-68 (OT)
12-26-84	vs Hawaii	W	79-71
12-28-84	vs Georgia Tech	L	69-70

12-27-96	vs Pittsburgh	W	66-63
12-28-96	vs Hawaii	W	76-59
12-30-96	vs Georgia	L	65-73 (OT)

SUGAR BOWL TOURNAMENT (NEW ORLEANS, LA.)

12-28-57	vs Vanderbilt	W	71-56
12-30-57	vs Memphis State	L	46-47 (3 OT)

12-29-58	vs Mississippi State	L	45-56
12-30-58	vs Loyola (Md.)	W	54-50

12-29-61	vs Mississippi State	L	62-64
12-30-61	vs Louisville	L	64-83

12-29-65	vs Houston	W	69-68
12-30-65	vs Dayton	W	77-75 (champions)

SUN BOWL TOURNAMENT (EL PASO, TEXAS)

12-29-88	vs Lamar	W	74-65
12-30-88	vs Texas-El Paso	W	69-51 (champions)

SUN CARNIVAL TOURNAMENT (EL PASO, TEXAS)

12-21-67	vs Texas-El Paso	L	53-70
12-22-67	vs Southern Illinois	L	72-73 (OT)

TIP-OFF TOURNAMENT (LANDOVER, MD.)

12-27-77	vs American	W	78-65
12-28-77	vs Georgetown	W	91-87 (champions)

VIRGINIA POLYTECHNIC INSTITUTE TOURNAMENT (BLACKSBURG, VA.)

12-20-63	vs Tennessee	L	59-70
12-21-63	vs Louisiana State	W	75-65



Post-Season Tournaments

NCAA Tournament Appearances

NCAA Appearances: 16 Appearances
 Overall Record: 21-16
 Times to the Final Eight: 2 (1973, 1975)
 Times to the Sweet Sixteen: 7 (1958, 1980, 1985, 1994, 1995, 1998, 1999)

Overall Appearances

Year	Maryland's Result	Md Seed
1958	East Regional Semifinals	n a
1973	East Regional Final	n a
1975	Midwest Regional Final	n a
1980	East Regional Semifinal	2
1981	Midwest Regional Second Round	6
1983	Midwest Regional Second Round	8
1984	Midwest Regional Semifinals	3
1985	Southeast Regional Semifinal	5
1986	West Regional Second Round	5
1988	Southeast Regional Second Round	7
1994	Midwest Regional Semifinals	10
1995	West Regional Semifinals	3
1996	West Regional First Round	7
1997	Southeast Regional First Round	5
1998	West Regional Semifinals	4
1999	Southeast Regional Semifinals	2

1 9 5 8

East Regional, First Round

Site: New York, N.Y.

Maryland 88, Boston College 63 (3-11-58)

East Regional, Semifinals/Third Place Game

Site: Charlotte, N.C.

Temple 81, Maryland 67 (3-14-58)

Maryland 59, Manhattan 55 (3-15-58)

1 9 7 3

East Regional, First Round

Site: Charlotte, N.C.

First Round Bye

East Regional, Semifinal/Final

Site: at Charlotte, N.C.

Maryland 91, Syracuse 75 (3-15-73)

Providence 103, Maryland 89 (3-17-73)

1 9 7 5

Midwest Regional, First Round

Site: Lubbock, Texas

Maryland 83, Creighton 79 (3-15-75)

Midwest Regional, Semifinal/Final

Site: Las Cruces, N.M.

Maryland 83, Notre Dame 71 (3-20-75)

Louisville 96, Maryland 82 (3-22-75)

1 9 8 0

East Regional, First/Second Rounds

Site: Greensboro, N.C.

First Round Bye

No. 2 Maryland 86, No. 7 Tennessee 75 (3-8-80)

East Regional, Semifinal

Site: Philadelphia, Pa.

No. 3 Georgetown 74, No. 2 Maryland 68 (3-14-80)

1 9 8 1

Midwest Regional, First/Second Rounds

Site: at Dayton, Ohio

No. 6 Maryland 81, No. 11 Tenn Chattanooga 69 (3-12-81)

No. 3 Indiana 99, No. 6 Maryland 64 (3-13-81)

1 9 8 3

Midwest Regional, First/Second Rounds

Site: Houston, Texas

No. 8 Maryland 52, No. 9 Tenn Chattanooga 51 (3-17-83)

No. 1 Houston 60, No. 8 Maryland 50 (3-19-83)

1 9 8 4

Midwest Regional, First/Second Rounds

Site: Birmingham, Ala.

First Round Bye

No. 3 Maryland 102, No. 11 West Virginia 77 (3-17-84)

Midwest Regional Semifinal

Site: Lexington, Ky.

No. 2 Illinois 72, No. 3 Maryland 70 (3-22-84)

1 9 8 5

Southeast Regional, First/Second Rounds

Site: Dayton, Ohio

No. 5 Maryland 69, No. 12 Miami (Ohio) 68 (OT) (3-15-85)

No. 5 Maryland 64, No. 13 Navy 59 (3-17-85)

Southeast Regional, Semifinal

Site: Birmingham, Ala.

No. 8 Villanova 46, No. 5 Maryland 43 (3-22-85)

1 9 8 6

West Regional, First/Second Rounds

Site: Long Beach, Calif.

No. 5 Maryland 69, No. 12 Pepperdine 64 (3-14-86)

No. 4 Nevada-Las Vegas 70, No. 5 Maryland 64 (3-16-86)

1 9 8 8 *

Southeast Regional, First/Second Rounds

Site: Cincinnati, Ohio

No. 7 Maryland 92, No. 12 UC Santa Barbara 82 (3-18-88)

No. 2 Kentucky 90, No. 7 Maryland 81 (3-20-88)

* - Maryland's 1988 NCAA Tournament appearance was vacated by the NCAA

1 9 9 4

Midwest Regional, First/Second Rounds

Site: Wichita, Kan.

No. 10 Maryland 74, No. 7 St. Louis 67 (3-17-94)

No. 10 Maryland 95, No. 2 Massachusetts 87 (3-19-94)

Midwest Regional, Semifinal

Site: Dallas, Texas

No. 3 Michigan 78, No. 10 Maryland 71 (3-25-94)

1 9 9 5

West Regional, First/Second Rounds

Site: Salt Lake City, Utah

No. 3 Maryland 87, No. 14 Gonzaga 63 (3-16-95)

No. 3 Maryland 82, No. 11 Texas 68 (3-18-95)

West Regional, Semifinal

Site: Oakland, Calif.

No. 2 Connecticut 99, No. 3 Maryland 89 (3-23-95)

1 9 9 6

West Regional, First Round

Site: Tempe, Ariz.

No. 10 Santa Clara 91, No. 7 Maryland 79 (3-15-96)

1 9 9 7

Southeast Regional, First Round

Site: Memphis, Tenn.

No. 12 College of Charleston 75, No. 5 Maryland 66 (3-13-97)

1 9 9 8

West Regional, First/Second Rounds

Site: Sacramento, Calif.

No. 4 Maryland 82, No. 13 Utah State 68 (3-13-98)

No. 4 Maryland 67, No. 5 Illinois 61 (3-15-98)

West Regional, Semifinal

Site: Anaheim, Calif.

No. 1 Arizona 87, No. 4 Maryland 79 (3-19-98)

1 9 9 9

South Regional, First/Second Rounds

Site: Orlando, Fla.

No. 2 Maryland 82, No. 15 Valparaiso 60 (3-11-99)

No. 2 Maryland 75, No. 10 Creighton 63 (3-13-99)

South Regional, Semifinal

Site: Knoxville, Tenn.

No. 3 St. John's 76, No. 2 Maryland 63 (3-18-99)

NIT Tournament Appearances

NIT Appearances: 4 Appearances

Overall Record: 7-3

Championships: 1 (1972)

Overall Appearances

Year	Maryland's Result
1972	Champions
1979	Second Round
1982	Second Round
1990	Second Round

1 9 7 2

First Round/Quarterfinals (16 Teams)

Site: New York, N.Y.

Maryland 67, St. Joseph's 55 (3-18-72)

Maryland 71, Syracuse 65 (3-20-72)

Semifinals/Championship

Site: New York, N.Y.

Maryland 91, Jacksonville 77 (3-23-72)

Maryland 100, Niagara 69 (3-25-72)

1 9 7 9

First Round/Second Round (24 teams)

Site: College Park, Md.

Maryland 67, Rhode Island 65 (3-7-79) (3 OT)

Ohio State 79, Maryland 72 (3-12-79)

1 9 8 2

First Round (32 Teams)

Site: Richmond, Va.

Maryland 60, Richmond 50 (3-12-82)

Second Round

Site: Athens, Ga.

Georgia 83, Maryland 69 (3-15-82)

1 9 9 0

First Round (32 Teams)


Site: College Park, Md.

Maryland 91, Massachusetts 81 (3-15-90)

Second Round

Site: State College, Pa.

Penn State 80, Maryland 78 (3-19-90)



Individual NCAA Tournament Bests

Single-Game

Individual Tournament

POINTS

31	Joe Smith	Texas	3-18-95
31	Len Bias	UNLV	3-16-86
29	Joe Smith	St. Louis	3-17-94
28	Greg Manning	Tennessee	3-8-80
27	Johnny Rhodes	Santa Clara	3-15-96
27	John Lucas	Louisville	3-22-75
26	Len Bias	Pepperdine	3-14-86
25	Derrick Lewis	UCSB	3-18-88
25	Len Bias	Miami-Ohio	3-15-85
25	Albert King	UT-Chatt	3-12-81
25	Tom McMillen	Providence	3-17-73
24	John Lucas	Notre Dame	3-20-75
24	Charles McNeil	Temple	3-14-58
24	Jack Davis	Boston Coll	3-11-58

REBOUNDS

21	Joe Smith	Texas	3-18-95
20	Tom Roy	Louisville	3-22-75
16	Buck Williams	UT-Chatt	3-12-81
15	Keith Booth	Gonzaga	3-16-95
15	Joe Smith	St. Louis	3-17-94
15	Buck Williams	Georgetown	3-14-80
14	Joe Smith	Connecticut	3-23-95
14	Joe Smith	Michigan	3-25-94
14	Tom McMillen	Syracuse	3-15-73
13	Steve Francis	Creighton	3-13-99
13	Charles McNeil	Temple	3-14-58
12	Terence Morris	Creighton	3-13-99
12	Len Bias	UNLV	3-16-86
12	Al Bunge	Boston Coll	3-11-58

POINTS

70	3 games	John Lucas	1975
63	3	Joe Smith	1994
62	3	Joe Smith	1995
57	2	Len Bias	1986
56	3	Adrian Branch	1985
55	3	Jack Davis	1958
53	3	Rodney Elliott	1998
53	3	Len Bias	1985
53	3	Owen Brown	1975
47	3	Terence Morris	1999
47	2	Albert King	1981
47	2	Greg Manning	1980
46	3	Steve Francis	1999
46	3	Johnny Rhodes	1995

FREE THROWS MADE

21	2 games	Len Bias	1986
20	3	Joe Smith	1994
20	3	Tom Young	1958
15	2	Adrian Branch	1984
14	3	Joe Smith	1995
14	2	John Lucas	1975
13	2	Rudy Archer	1988
12	3	Duane Simpkins	1994
12	2	Adrian Branch	1983
12	2	Brad Davis	1975

FIELD GOALS

11	Johnny Rhodes	Santa Clara	3-15-96
11	Derrick Lewis	UCSB	3-18-88
11	Len Bias	UNLV	3-16-86
11	Albert King	UT-Chatt	3-12-81
11	Greg Manning	Tennessee	3-8-80
11	John Lucas	Louisville	3-22-75
11	Jack Davis	Boston Coll	3-11-58
10	Joe Smith	Connecticut	3-23-95
10	Joe Smith	Texas	3-18-95
10	Joe Smith	St. Louis	3-17-94
10	Len Bias	Miami-Ohio	3-15-85
10	Albert King	Indiana	3-13-81
10	Albert King	Tennessee	3-8-80
10	Tom McMillen	Providence	3-17-73

ASSISTS

12	Keith Gatlin	Navy	3-17-85
11	Duane Simpkins	St. Louis	3-17-94
10	Johnny Rhodes	Massachusetts	3-19-94
10	Keith Gatlin	Miami-Ohio	3-15-85
10	Keith Gatlin	Illinois	3-22-84
10	Reggie Jackson	Tennessee	3-8-80
9	Keith Gatlin	Pepperdine	3-14-86
7	Terrell Stokes	St. John's	3-13-99
7	Sar Jasikevicius	Utah State	3-12-98
7	Brad Davis	Louisville	3-22-75
7	Keith Gatlin	Kentucky	3-20-80
7	Keith Gatlin	West Virginia	3-17-84

POINTS PER GAME

28	5	Len Bias	1986
23	7	Greg Manning	1980
23	5	Albert King	1981
23	3	John Lucas	1975
21	5	Tom McMillen	1973
21	0	Joe Smith	1995
21	0	Joe Smith	1994
21	0	Adrian Branch	1983
20	0	Joe Smith	1995
20	5	Keith Gatlin	1988
20	5	John Lucas	1973
19	0	Terence Morris	1999
18	7	Adrian Branch	1985

REBOUNDS

39	3 games	Joe Smith	1995
34	3	Joe Smith	1994
26	3	Terence Morris	1999
26	3	Rodney Elliott	1998
26	2	Keith Booth	1995
26	2	Buck Williams	1981
26	2	Buck Williams	1980
25	3	Steve Francis	1999
24	2	Len Elmore	1975
23	3	Al Bunge	1958
22	3	Brad Davis	1975
22	3	Charles McNeil	1958
21	3	John Nacincik	1958

3-POINT FIELD GOALS

5	Keith Gatlin	UCSB	3-18-88
4	Duane Simpkins	Massachusetts	3-19-94
4	Keith Gatlin	Kentucky	3-20-88
3	Sar Jasikevicius	Utah State	3-12-98
3	Johnny Rhodes	Santa Clara	3-15-96
3	Duane Simpkins	Gonzaga	3-16-95
3	Teyon McCoy	Kentucky	3-20-88
2	Steve Francis	Valparaiso	3-11-99
2	Johnny Rhodes	Connecticut	3-23-95
2	Exree Hipp	Massachusetts	3-19-94
2	Rudy Archer	Kentucky	3-20-88

FIELD GOAL PCT. (MIN 10 ATT.)

800	(8-10)	Laron Profit	Valparaiso	3-11-99
733	(11-15)	Derrick Lewis	UCSB	3-18-88
733	(11-15)	Greg Manning	Tenn	3-8-80
727	(8-11)	Exree Hipp	Mass	3-19-94
727	(8-11)	Br Williams	Kentucky	3-20-88
727	(8-11)	Owen Brown	Creighton	3-15-75
700	(7-10)	Len Bias	Houston	3-19-83
667	(10-15)	Joe Smith	St. Louis	3-17-94
667	(8-12)	John Lucas	N. Dame	3-20-75
647	(11-17)	Jack Davis	B. College	3-11-58
643	(9-14)	Greg Manning	C. town	3-14-80

FIELD GOALS

28	3 games	John Lucas	1975
24	3	Joe Smith	1995
24	3	Jack Davis	1958
23	3	Rodney Elliott	1998
23	3	Owen Brown	1975
23	3	Adrian Branch	1985
21	3	Joe Smith	1994
21	3	Len Bias	1985
21	2	Albert King	1981
20	2	Greg Manning	1980

FREE THROW PCT. (MIN 8 ATT.)

100	(9-9)	Len Bias	UNLV	3-16-86
100	(8-8)	John Lucas	N. Dame	3-20-75
917	(11-12)	Rudy Archer	UCSB	3-18-88
900	(9-10)	Joe Smith	St. Louis	3-17-94
889	(8-9)	Charles McNeil	Temple	3-14-58
889	(8-9)	Adrian Branch	W. Va	3-17-84
875	(7-8)	Terence Morris	Creighton	3-13-99
857	(12-14)	Len Bias	Pepperdine	3-14-86
800	(8-10)	Brad Davis	N. Dame	3-20-75
800	(8-10)	Tom Young	Manhattan	3-15-58

3-POINT FIELD GOALS

9	2 games	Keith Gatlin	1988
8	3	Sar Jasikevicius	1998
5	3	Terrell Stokes	1998
4	3	Steve Francis	1999
4	3	Duane Simpkins	1995
4	3	Johnny Rhodes	1995
4	3	Duane Simpkins	1994
4	3	Exree Hipp	1994
3	3	Juan Dixon	1999
3	1	Johnny Rhodes	1996
3	2	Teyon McCoy	1988
3	2	Rudy Archer	1988
3	2	Duane Simpkins	1995

ASSISTS

24	3 games	Keith Gatlin	1985
22	3	Duane Simpkins	1994
18	3	Brad Davis	1975
17	3	Terrell Stokes	1998
17	2	Keith Gatlin	1984
16	3	Johnny Rhodes	1994
15	3	Terrell Stokes	1999
15	3	Johnny Rhodes	1995
15	2	Keith Gatlin	1986
13	3	Sar Jasikevicius	1998
13	2	Keith Gatlin	1988

Tourn. Career

POINTS

168	9 games	Len Bias	1983-88
129	7	Adrian Branch	1983-85
125	6	Joe Smith	1994-95
111	5	John Lucas	1973-75
107	7	Johnny Rhodes	1994-96
98	8	Laron Profit	1996-99
96	9	Keith Gatlin	1984-88
87	7	Rodney Elliott	1995-98
86	7	Duane Simpkins	1994-96
82	4	Albert King	1980-81



A L L - T I M E R E C O R D B O O K

Team NCAA Tournament Bests

POINTS		
102	West Virginia	1984
95	Massachusetts	1994
92	UCSB	1988
91	Syracuse	1973
89	Providence	1973

FIELD GOALS		
40	Providence	1973
39	Syracuse	1973
38	Connecticut	1995
36	West Virginia	1984
36	Tennessee	1980
36	Creighton	1975
34	Gonzaga	1995
33	Michigan	1994
31	Santa Clara	1996
31	Georgetown	1980
31	Notre Dame	1975

REBOUNDS		
54	Boston College	1958
49	Arizona	1998
49	Connecticut	1995
49	Gonzaga	1995
48	Creighton	1999
47	Texas	1995
46	Michigan	1994
44	Utah State	1998
43	Louisville	1975
42	UT-Chattanooga	1981
42	Providence	1973
39	Syracuse	1973

3-POINT FIELD GOALS ATT.		
27	Arizona	1998
23	Kentucky	1988
22	Santa Clara	1996
21	Michigan	1994
20	St John's	1999
20	Connecticut	1995
17	Illinois	1998
17	Gonzaga	1995
16	UCSB	1988
13	Creighton	1999
11	Valparaiso	1999
10	Utah State	1998
10	Massachusetts	1994
5	St Louis	1994

POINTS ALLOWED		
103	Providence	1973
99	Connecticut	1995
99	Indiana	1981
96	Louisville	1975
91	Santa Clara	1996
90	Kentucky	1988
87	Arizona	1998
87	Massachusetts	1994

FIELD GOAL ATTEMPTS		
83	Connecticut	1995
83	Providence	1973
78	Arizona	1998
76	Santa Clara	1996
72	Gonzaga	1995
69	Louisville	1975
69	Indiana	1981

ASSISTS		
23	Utah State	1998
23	Massachusetts	1994
22	West Virginia	1984
21	Illinois	1998
21	St Louis	1994
21	UT-Chattanooga	1981
21	Tennessee	1980
19	Valparaiso	1999
19	Arizona	1998
19	Georgetown	1980
18	Navy	1985
18	Illinois	1985
18	Notre Dame	1975

FIELD GOAL PERCENTAGE		
667	36-54	West Virginia 1984
661	39-59	Syracuse 1975
655	36-55	Creighton 1975
632	36-57	Tennessee 1980
600	33-55	Massachusetts 1994
600	30-50	UCSB 1988
583	28-48	St Louis 1994
552	32-58	Utah State 1998
545	30-55	Boston College 1958
534	31-58	Georgetown 1980
534	31-58	Notre Dame 1975

FEWEST POINTS SCORED		
43	Villanova	1985
50	Houston	1983
52	UT-Chattanooga	1983
59	Manhattan	1958

FREE THROWS MADE		
30	West Virginia	1984
26	Texas	1995
26	Boston College	1958
25	Creighton	1999
25	UCSB	1988
22	Louisville	1975
21	Massachusetts	1994
21	Pepperdine	1986
21	UT-Chattanooga	1981
21	Notre Dame	1975

3-POINT FIELD GOALS MADE		
11	Arizona	1998
9	Kentucky	1988
8	Massachusetts	1994
7	Santa Clara	1996
7	Gonzaga	1995
7	UCSB	1988
6	Illinois	1998
5	St John's	1999
5	Valparaiso	1999
4	Creighton	1999
4	Utah State	1998
4	Connecticut	1995
4	Michigan	1994


FREE THROW PERCENTAGE		
917	11-12	Miami-Ohio 1985
882	15-17	St John's 1999
880	22-25	Louisville 1975
875	14-16	Kentucky 1988
871	27-31	Manhattan 1958
846	11-13	Illinois 1998
840	21-25	Notre Dame 1975
833	30-36	West Virginia 1984
821	23-28	Temple 1958
800	12-15	Navy 1985

FEWEST POINTS ALLOWED		
46	Villanova	1985
51	UT-Chattanooga	1983
55	Manhattan	1958
59	Navy	1985
59	Miami-Ohio	1985

MARGIN OF VICTORY			
25	102-77	West Virginia	1984
25	88-63	Boston College	1958
22	82-60	Valparaiso	1999

FREE THROWS ATTEMPTED		
42	Boston College	1958
41	Texas	1995
36	Michigan	1994
36	West Virginia	1984
32	Creighton	1999
32	UCSB	1988
31	Massachusetts	1994


MARGIN OF DEFEAT			
35	64-99	Indiana	1981
15	63-88	Temple	1958
14	62-76	St John's	1999
14	82-96	Louisville	1975
14	89-103	Providence	1973



The 1973 team was the first to reach the regional finals.



The 1975 Terps advanced to the regional final for the second time in history.



A L L - T I M E R E C O R D B O O K

Final Associated Press Rankings

Final Ranks

1954 20 1980 8
 1958 6 1981 18
 1972 14 1984 11
 1973 8 1995 10
 1974 4 1997 22
 1975 5 1998 20
 1976 11 1999 5

1 9 5 4

1. Kentucky
2. La Salle
3. Holy Cross
4. Indiana
5. Duquesne
6. Notre Dame
7. Bradley
8. Western Kentucky
9. Penn State
10. Oklahoma A&M
20. Maryland

1 9 5 8

1. West Virginia
2. Cincinnati
3. Kansas State
4. San Francisco
5. Temple
6. Maryland
7. Kansas
8. Notre Dame
9. Kentucky
10. Duke

1 9 7 2

1. UCLA
2. North Carolina
3. Pennsylvania
4. Louisville
5. Long Beach State
6. South Carolina
7. Marquette
8. S.W. Louisiana
9. Brigham Young
10. Florida State
14. Maryland

1 9 7 3

1. UCLA
2. NC State
3. Long Beach State
4. Providence
5. Marquette
6. Indiana
7. S.W. Louisiana
8. Maryland
9. Kansas State
10. Minnesota

1 9 7 4

1. NC State
2. UCLA
3. Marquette
4. Maryland
5. Marquette
6. Providence
7. Vanderbilt
8. North Carolina
9. Indiana
10. Kansas

1 9 7 4

1. NC State
2. UCLA
3. Marquette
4. Maryland
5. Notre Dame
6. Michigan
7. Kansas
8. Providence
9. Indiana
10. Long Beach State

1 9 7 5

1. UCLA
2. Kentucky
3. Indiana
4. Louisville
5. Maryland
6. Syracuse
7. NC State
8. Arizona State
9. North Carolina
10. Alabama

1 9 7 6

1. Indiana
2. Marquette
3. UNLV
4. Rutgers
5. UCLA
6. Alabama
7. Notre Dame
8. North Carolina
9. Michigan
10. Western Michigan
11. Maryland

1 9 8 0

1. DePaul
2. Louisville
3. Louisiana State
4. Kentucky
5. Oregon State
6. Syracuse
7. Indiana
8. Maryland
9. Notre Dame
10. Ohio State

1 9 8 1

1. DePaul
2. Oregon State
3. Arizona State
4. Louisiana State
5. Virginia
6. North Carolina
7. Notre Dame
8. Kentucky
9. Indiana
10. UCLA
18. Maryland

1 9 8 4

1. North Carolina
2. Georgetown
3. Kentucky
4. DePaul
5. Houston
6. Illinois
7. Arkansas
8. Oklahoma
9. Texas El-Paso
10. Maryland

1 9 8 4

1. North Carolina
2. Georgetown
3. Kentucky
4. DePaul
5. Houston
6. Illinois
7. Oklahoma
8. Arkansas
9. Texas-El Paso
10. Purdue
11. Maryland

1 9 9 5

1. UCLA
2. Kentucky
3. Wake Forest
4. North Carolina
5. Kansas
6. Arkansas
7. Massachusetts
8. Connecticut
9. Villanova
10. Maryland

1 9 9 7

1. Kansas
2. Utah
3. Minnesota
4. North Carolina
5. Kentucky
6. South Carolina
7. UCLA
8. Duke
9. Wake Forest
10. Cincinnati
22. Maryland

1 9 9 8

1. North Carolina
2. Kansas
3. Duke
4. Arizona
5. Kentucky
6. Connecticut
7. Utah
8. Princeton
9. Cincinnati
10. Stanford
20. Maryland

1 9 9 9

1. Duke
2. Michigan State
3. Connecticut
4. Auburn
5. Maryland
6. Utah
7. Stanford
8. Kentucky
9. St. John's
10. Miami (Fla.)

Final UPI & CNN/USA TODAY Rankings

Final Ranks

1958 6 1981 11
 1972 11 1984 10
 1973 10 1994 11
 1974 4 1995 11
 1975 5 1998 15
 1976 13 1999 8
 1980 8

1 9 5 8

1. West Virginia
2. Cincinnati
3. San Francisco
4. Kansas State
5. Temple
6. Maryland
7. Notre Dame
8. Kansas
9. Dayton
10. Indiana

1 9 7 2

1. UCLA
2. North Carolina
3. Pennsylvania
4. Louisville
5. South Carolina
6. Long Beach State
7. Marquette
8. S.W. Louisiana
9. Brigham Young
10. Florida State
11. Maryland

1 9 7 3

1. UCLA
2. NC State
3. Long Beach State
4. Marquette
5. Providence
6. Indiana
7. Kansas State
8. S.W. Louisiana
9. Minnesota
10. Maryland

1 9 7 4

1. NC State
2. UCLA
3. Notre Dame
4. Maryland
5. Marquette
6. Providence
7. Vanderbilt
8. North Carolina
9. Indiana
10. Kansas

1 9 7 5

1. Indiana
2. UCLA
3. Louisville
4. Kentucky
5. Maryland
6. Marquette
7. Arizona State
8. Alabama
9. NC State
10. North Carolina

1 9 7 5

1. Indiana
2. UCLA
3. Louisville
4. Kentucky
5. Maryland
6. Marquette
7. Arizona State
8. Alabama
9. NC State
10. North Carolina

1 9 7 6

1. Indiana
2. Marquette
3. Rutgers
4. UNLV
5. UCLA
6. North Carolina
7. Alabama
8. Notre Dame
9. Michigan
10. Washington
13. Maryland

1 9 8 0

1. DePaul
2. Louisiana State
3. Kentucky
4. Louisville
5. Oregon State
6. Syracuse
7. Indiana
8. Maryland
9. Ohio State
10. Georgetown

1 9 8 1

1. DePaul
2. Oregon State
3. Virginia
4. Louisiana State
5. Arizona State
6. North Carolina
7. Indiana
8. Kentucky
9. Notre Dame
10. Utah
11. Maryland

1 9 8 4

1. North Carolina
2. Georgetown
3. Kentucky
4. DePaul
5. Houston
6. Illinois
7. Arkansas
8. Oklahoma
9. Texas El-Paso
10. Maryland

1 9 9 4

1. Arkansas
2. Duke
3. Arizona
4. Florida
5. Purdue
6. Missouri
7. Connecticut
8. Michigan
9. North Carolina
10. Louisville
11. Maryland

1 9 9 5

1. UCLA
2. Arkansas
3. North Carolina
4. Oklahoma State
5. Kentucky
6. Connecticut
7. Massachusetts
8. Virginia
9. Wake Forest
10. Kansas
11. Maryland

1 9 9 8

1. Kentucky
2. Utah
3. North Carolina
4. Stanford
5. Duke
6. Arizona
7. Connecticut
8. Kansas
9. Purdue
10. Michigan State
15. Maryland

1 9 9 9

1. Connecticut
2. Duke
3. Michigan State
4. Ohio State
5. Kentucky
6. St. John's
7. Auburn
8. Maryland
9. Stanford
10. Utah



H O N O R S , A W A R D S & N B A



Terp Tidbits

• *Walt Williams (left) is one of 13 Terps to be selected as an All-American. The Wizard earned the honor in 1992.*

• *Last season, Steve Francis was a second-team All-American and Laron Profit was an honorable mention All-American.*

• *Maryland is one of seven teams to have two No. 1 overall picks in the NBA Draft (John Lucas in 1976 by Houston and Joe Smith in 1995 by Golden State.)*

Inside...

All-Americans	140
All-Time Award Winners	146
All-Time Letterwinners	149
Terps In the NBA	151

HONORS, AWARDS & NBA



H O N O R S , A W A R D S & N B A

Maryland's All-Americans

Louis "Bosey" Berger


ALL - A M E R I C A - 1 9 3 1 & 1 9 3 2



6-2, Forward
Hometown: Fort Myer, Va.
Played: 1929-32

On Berger: Regarded as one of the greatest athletes in the history of Maryland athletics ... a two-time All-America selection ... his selection is considered a great feat because Maryland was an agricultural school at

the time and not among the athletic giants ... considered one of the best all-around players of his time ... led Maryland to the 1931 Southern Conference championship, averaging a conference-high 19.1 points over the nine-game conference season ... also played baseball and signed a professional contract with the Cleveland Indians upon graduation ... played in the major leagues for six years, with the Cleveland Indians, Chicago White Sox and Boston Red Sox ... left baseball with a .236 lifetime average



Len Bias

ALL - A M E R I C A - 1 9 8 6



6-8, Forward
Hometown: Landover, Md.
Played: 1983-86

On Bias: Unanimous choice on almost every All-America squad following his senior season ... he was a third-team All-America selection in 1985, as a junior ... only Terp ever to be named the ACC Player of the Year

twice (in 1985 and 1986) ... Bias is the Terps' all-time leading scorer with 2,149 career points ... he holds two of the school's top three single-season marks ... led the ACC in scoring two straight years ... his best scoring performance, 41 points at Duke in 1986, ranks as the second-best single-game performance in school history and is the top performance by a Terp in a road game ... is No. 8 on the Maryland career rebounding list with 755 total rebounds ... is No. 5 on the school's career shot-blocked list with 87 ... he was the No. 2 pick overall in the 1986 National Basketball Association college draft, taken by the Boston Celtics.



Len Bias' Career Statistics

YEAR	GP	FGM-FGA	PCT.	FTM-FTA	PCT.	AST	BLK	STL	PF-DQ	REBS-AVG	PTS-AVG
1982-83	30	86-180	.478	42-66	.636	22	16	10	55-1	135-4.5	217-7.2
1983-84	32	211-372	.567	66-86	.767	48	24	13	81-3	145-4.5	488-15.3
1984-85	37	274-519	.528	153-197	.777	65	33	34	106-2	251-6.8	701-18.9
1985-86	32	267-491	.544	209-242	.864	33	14	27	90-2	224-7.0	743-23.2
TOTALS	131	838-1,562	.536	470-591	.795	168	87	84	322-8	755-5.8	2149-16.4



H O N O R S , A W A R D S & N B A

Keith Booth


ALL - A M E R I C A - 1 9 9 7



6-6, Power Forward
Hometown: Baltimore, Md.
Played: 1994-97

On Booth: All-America third team selection by the Associated Press and a consensus All-ACC first-team selection his senior season, 1997 received two votes in the ACC Player-of-the Year voting - the only player besides Wake Forest's Tim Duncan to receive voting consideration All-America third-team and All-ACC first-team selection following his spectacular senior season in 1997 a four-time All-ACC honoree, he earned first team honors as a senior, was a third team selection as a junior and earned honorable mention designation during his freshman and sophomore seasons played on four NCAA Tournament teams played in eight NCAA Tournament games scored 97 points in eight NCAA Tournament games, the sixth highest total in school

history led the Terps in scoring and ranked second in the ACC with a career high 19.5 points per game average during his senior season led the Terps in rebounding his junior and senior seasons as he became only the fourth player in school history to surpass the 900 career rebound mark he recorded 200 rebounds or more during his final three seasons in becoming only the seventh player in school history to grab 200 or more rebounds in three varsity seasons grabbed a career high and school record 213 rebounds as a senior, eclipsing the previous record of 209 ranks first at Maryland in free throws made (576) and free throws attempted (824), seventh in field goals attempted (1,291) and ninth in field goals made (589) on the Maryland career lists became only the 11th player in school history to have his jersey honored as his No. 22 was hung from the rafters on February 22, 1997 just before the final home game of his collegiate career a first round selection of the Chicago Bulls in the 1997 NBA Draft became only the second player in school history to play for an NBA World Championship team as the Bulls won the 1998 NBA championship



Keith Booth's Career Statistics

YEAR	GP	FGM-FGA	PCT.	3PM-3PA	PCT.	FTM-FTA	PCT.	AST	BLK	STL	PF-DQ	REBS-AVG	PTS-AVG
1993-94	30	113-249	.454	11-27	.407	87-149	.584	65	17	45	108-6	183-6.1	324-10.8
1994-95	34	126-277	.455	3-23	.130	114-164	.695	76	13	43	106-4	247-7.3	369-10.9
1995-96	30	145-328	.442	7-34	.206	162-214	.757	73	23	41	100-5	233-7.8	459-15.3
1996-97	32	205-437	.469	1-21	.050	213-297	.717	82	19	64	93-2	253-7.9	624-19.5
TOTALS	126	589-1,291	.456	22-105	.209	576-824	.699	296	72	193	407-17	916-7.3	1776-14.1

Len Elmore

ALL - A M E R I C A - 1 9 7 4



6-9, Center
Hometown: Springfield Gardens, N.Y.
Played: 1972-74

On Elmore The best rebounder in Maryland history and one of the nation's best ever his rebounding prowess earned him a spot on most 1974 All-America squads along with offensive-minded teammates Tom McMillen and John Lucas ... is the only player in Maryland history with more than 1,000 career rebounds (1,053) ... his 1973-74 season average of 14.7 rebounds a game is the school's single-season record his ca-

reer rebounding average of 12.2 rebounds a game is also the Maryland record he owns six of the top ten single-game rebounding marks in school history and two of the top ten season totals his 412 rebounds during the 1973-74 season is the school record was a three-time member of the All-ACC team was Maryland's Most Valuable Player in 1972-73 and its Outstanding Senior in 1973-74 was drafted in the first round of the 1974 NBA Draft by the Washington Bullets, but chose to sign with the Indiana Pacers of the American Basketball Association spent 10 seasons in the NBA and ABA with the Pacers, Kansas City Kings, Milwaukee Bucks, New Jersey Nets and New York Knicks upon leaving professional basketball, he enrolled in Harvard Law school and graduated in 1987 he is the first former professional player to graduate from the prestigious law school



Len Elmore's Career Statistics


YEAR	GP	FGM-FGA	PCT.	FTM-FTA	PCT.	AST	BLK	STL	PF-DQ	REBS-AVG	PTS-AVG
1971-72	32	126-273	.462	95-126	.754	37	—	—	83-3	351-11.0	347-10.8
1972-73	26	112-239	.469	37-61	.607	35	—	—	53-5	290-11.2	261-10.0
1973-74	28	170-324	.525	69-91	.758	48	—	—	74-0	412-14.7	409-14.6
TOTALS	86	408-836	.488	201-278	.723	120	—	—	210-8	1053-12.2	1017-11.8



H O N O R S , A W A R D S & N B A

Steve Francis


A L L - A M E R I C A - 1 9 9 9



6-3, Guard
 Hometown: Takoma Park, Md.
 Played: 1999

On Francis: A consensus All-America second team selection following his outstanding junior season at Maryland ... second team All-America selection by the *Associated Press* ... All-America second team by the *United States Basketball Writers Association* ... All-America second team by *Basketball News* ... also a District III Regional All-America selection by the USBWA ... All-America third team selection by *Basketball Times* ... All-America first team by *Basketball America* ... All-America second team by the National Association of Basketball Coaches ... All-ACC first team and All-ACC Tournament first team selection ... finished fourth in

the balloting for ACC Player of the Year in 1999 ... named the Division I newcomer of the year and a first team All-American by *Sports Illustrated* ... finalist for the Naismith and Wooden awards as the collegiate player of the year ... All-America East second-team by *Eastern Basketball* ... All-ACC defensive team by the ACC coaches ... earned Most Valuable Player honors at the BB&T Classic in Washington, D.C., as he helped lead Maryland past then No. 5 Stanford and NIT participant DePaul ... selected to the all-tournament team at the Puerto Rico Shootout where he averaged 15.3 points, 3.3 rebounds and 3.3 steals ... averaged 18.9 points and 4.3 rebounds in nine games against ranked teams ... named to Dick Vitale's five-man mid-season All-America team ... the first player to take two unbeaten teams (San Jacinto as a freshman and Allegany as a sophomore) into the national junior college championship tournament ... selected by the Vancouver Grizzlies as the second overall pick in the first round of the 1999 NBA Draft and later traded to the Houston Rockets



Steve Francis's Career Statistics

YEAR	GP	FGM-FGA	PCT.	3PM-3PA	PCT.	FTM-FTA	PCT.	AST	BLK	STL	PF-DQ	REBS-AVG	PTS-AVG
1998-99	34	205-392	.523	45-116	.388	124-157	.790	152	6	95	95-2	154-4.5	579-17.0
TOTALS	34	205-392	.523	45-116	.388	124-157	.790	152	6	95	95-2	154-4.5	579-17.0

Albert King

A L L - A M E R I C A - 1 9 8 1



6-7, Forward
 Hometown: Brooklyn, N.Y.
 Played: 1978-81

On King: One of the most prolific scorers in school history, King is one of only a handful of players to average in double figures during each of his four seasons ... he ranks as the No. 2 all-time Maryland scorer with 2,058 career points, only 91 points behind fellow All-American Len Bias on the school's charts ... his career scoring average of 17.4 points per game is the

fifth-best in school history ... his 38 points in an ACC Tournament game is tied for the fifth-best individual game performance in Maryland history ... shared the 1980-81 team Most Valuable Player Award with Buck Williams after winning the award outright in 1979-80 ... was the ACC Player of the Year in 1979-80 and a first team All-ACC selection again in 1980-81 ... came to Maryland generally regarded as the nation's top high school recruit, having averaged 38.6 points and 22 rebounds as a high school senior ... picked in the first round — the 10th selection overall of the 1981 NBA college draft by the New Jersey Nets ... spent nine seasons in the NBA with the Nets, Philadelphia 76ers, San Antonio Spurs and Washington Bullets ... his brother, Bernard, is also a former NBA star and league scoring champion



Albert King's Career Statistics


YEAR	GP	FGM-FGA	PCT.	FTM-FTA	PCT.	AST	BLK	STL	PF-DQ	REBS-AVG	PTS-AVG
1977-78	28	164-327	.502	53-82	.646	64	11	21	73-3	187-6.7	381-13.6
1978-79	28	191-387	.494	62-81	.765	62	10	30	62-2	144-5.1	444-15.9
1979-80	31	275-497	.553	124-151	.821	86	18	42	86-1	207-6.7	674-21.7
1980-81	31	233-456	.511	95-117	.812	92	11	26	93-3	177-5.7	559-18.0
TOTALS	118	863-1667	.518	330-431	.766	304	50	119	314-9	715-6.1	2058-17.4



H O N O R S , A W A R D S & N B A

John Lucas

ALL-AMERICA - 1975 & 1976



6-4, Guard
Hometown: Durham, N.C.
Played: 1973-76

On Lucas: A two-time All-American selection who is considered by many as the greatest guard in the history of the Terps' program — a two-time All-American and three-time first-team All-ACC selection — the only Maryland player to earn such conference honors three times during his career — the No. 3 all-time Maryland scorer with 2,015 points — his 564 points during his sophomore season is the ninth best scoring sea-

son in school history — he is No. 2 on the school's all-time assists lists — during Lucas's career as Maryland's point guard, the Terps enjoyed their best seasons in terms of national finishes — the Terps finished ranked No. 8 (1973), No. 4 (1974), and No. 5 (1975) in the final Associated Press polls with Lucas at the point — was also a collegiate star in tennis, a sport in which he was a two-time ACC singles champion and earned that same honor in doubles play — was the No. 1 selection in the 1976 NBA college draft — played 14 seasons in the NBA with the Rockets, Golden State Warriors, Washington Bullets, San Antonio Spurs, Milwaukee Bucks and Seattle SuperSonics — after his playing days ended, he was the head coach of the San Antonio Spurs and Philadelphia 76ers — currently an assistant coach with the Denver Nuggets.




John Lucas' Career Statistics

YEAR	GP	FGM-FGA	PCT.	FTM-FTA	PCT.	AST	BLK	STL	PF-DQ	REBS-AVG	PTS-AVG
1972-73	30	190-353	.538	45-64	.703	178	—	—	66-2	83-2.8	425-14.2
1973-74	28	253-495	.511	58-77	.753	159	—	—	73-2	82-2.9	564-20.1
1974-75	24	186-359	.549	97-116	.836	91	—	—	60-	100-4.2	469-19.5
1975-76	28	233-456	.511	91-117	.778	86	—	—	77-2	109-3.9	557-19.9
TOTALS	110	862-1663	.518	291-374	.778	514	—	—	276-6	374-3.4	2015-18.3

Tom McMillen

ALL-AMERICA - 1974
ACADEMIC ALL-AMERICA - 1972 & 1973 & 1974



6-11, Forward
Hometown: Mansfield, Pa.
Played: 1972-74

On McMillen: A team leader both on and off the court — averaged 20.5 points and 9.8 rebounds during his three-year career — was selected as a three-time Academic All-American — one of only three Terps to average more than 20 points per game in successive seasons and the only player in school history with a career scoring average above 20 points per game — he owns two of the top eight single-season scoring marks

and four times in his career he scored more than 30 points — is the No. 5 career scorer in school history among players who were only eligible for three years (freshmen were not eligible for the varsity during McMillen's career) — led Maryland to the 1972 National Invitation Tournament championship, earning Most Valuable Player honors for the tournament — played for the United States in the 1972 Olympic Games, where the U.S. earned a silver medal in the controversial game with the Soviets — played in the NBA for 11 seasons with Buffalo, Atlanta, New York and Washington — put his professional basketball career on hold one year directly out of college in order to fulfill his Rhodes Scholarship obligations by studying for a year at Oxford — was elected to the U.S. Congress from Maryland's 4th district in 1986 — served as Co-Chair of the President's Commission on Physical Fitness



Tom McMillen's Career Statistics

YEAR	GP	FGM-FGA	PCT.	FTM-FTA	PCT.	AST	BLK	STL	PF-DQ	REBS-AVG	PTS-AVG
1971-72	32	235-428	.549	197-241	.817	33	—	—	67-3	306-9.6	667-20.8
1972-73	29	250-427	.585	116-145	.800	28	—	—	76-3	284-9.8	616-21.2
1973-74	27	214-404	.530	96-126	.762	41	—	—	69-1	269-10.0	524-19.4
TOTALS	88	699-1259	.555	409-512	.799	102	—	—	212-7	859-9.8	1807-20.5



H O N O R S , A W A R D S & N B A

Gene Shue

A L L - A M E R I C A - 1 9 5 4



6-2, Forward
 Hometown: Baltimore, Md.
 Played: 1952-54

On Shue: Was the Terps' first high profile basketball star earned Converse and Helms Foundation All-American honors as a senior, when he averaged 218 points a game owns the third-best single-season scoring total in school history with 654 points in 1953 scored 40 points against Wake Forest in the 1953 Southern Conference tournament was se-

lected as the Most Valuable Player of the Tournament was the school record holder in career scoring until 1974 when fellow All-America Tom McMillen overtook him holds the 10th-highest career scoring total in school history was the third overall player selected in the 1954 NBA Draft by the Philadelphia Warriors was All-Pro twice and a five-time NBA All-Star during his 10-year NBA career with the Warriors, New York Knickerbockers, Ft. Wayne/Detroit Pistons and Baltimore Bullets enjoyed a successful career as a head coach in the NBA with the Washington Bullets, Philadelphia 76ers, San Diego and Los Angeles Clippers was twice named as the NBA Coach of the Year was general manager of the Philadelphia 76ers and is currently their Director of Player Personnel




Gene Shue's Career Statistics

YEAR	GP	FGM-FGA	PCT.	FTM-FTA	PCT.	AST	BLK	STL	PF-DQ	REBS-AVG	PTS-AVG
1951-52	21	—	—	—	—	—	—	—	—	—	224-10.6
1952-53	23	176-375	469	156-223	700	—	—	—	—	—	508-22.1
1953-54	30	237-469	505	180-228	789	—	—	—	—	—	654-21.8
TOTALS	74	—	—	—	—	—	—	—	—	—	1386-18.7

Joe Smith

A L L - A M E R I C A - 1 9 9 4 (H M)
A L L - A M E R I C A - 1 9 9 5 (C O N S E N S U S)



6-10, Forward/Center
 Hometown: Norfolk, Va.
 Played: 1994-95


On Smith: The consensus selection as the 1995 National Collegiate Player of the Year selected as the Naismith National Player of the Year by the Atlanta Tip-Off Club, the oldest and most coveted individual award in college basketball also named the Associated Press Player of the Year and presented with the Adolph Rupp Award named the Collegiate Player of the Year by the United Press International, Basketball America Magazine, Eastern Basketball Magazine, College Sports Magazine and the Eastern Collegiate Athletic Conference Smith's six National Player of the Year selections earned him the most of any other

player, thus making him the consensus selection as the top collegiate player of 1995 was named the Atlantic Coast Conference Player of the Year and was an All-ACC first-team selection he became one of only three sophomores in the history of the conference to earn player of the year honors, joining only NC State's David Thompson and Virginia's Ralph Sampson is one of only two players in conference history to be an All-ACC first-team selection in both his freshman and sophomore seasons a consensus All-American first-team, named on every All-American first-team list following his extraordinarily productive sophomore season in which he averaged 20.8 points and 10.7 rebounds averaged 20.1 points and 10.7 rebounds for his 64-game career - he is one of only five players in school history to average a double; double for his entire career the No. 1 overall selection in the 1995 NBA Draft by the Golden State Warriors currently a member of the Minnesota Timberwolves



Joe Smith's Career Statistics


YEAR	GP	FGM-FGA	PCT.	3PM-3PA	PCT.	FTM-FTA	PCT.	AST	BLK	STL	PF-DQ	REBS-AVG	PTS-AVG
1993-94	30	206-395	522	2-5	.400	168-229	734	25	93	42	104-7	321-10.7	582-19.4
1994-95	34	245-424	578	9-21	429	209-282	741	40	97	51	87-3	362-10.7	708-20.8
TOTALS	64	451-819	.550	11-26	.423	377-511	.737	65	190	93	191-10	683-10.7	1290-20.1



H O N O R S , A W A R D S & N B A

Charles "Buck" Williams

ALL - A M E R I C A - 1 9 8 1



6-8, Center/Forward
Hometown: Rocky Mt., N.C.
Played: 1979-81

On Williams: An outstanding scorer and extraordinary rebounder, Williams earned All-America honors following his junior season. Entered the NBA following his junior season, averaged 15.6 points and 11.7 rebounds a game as a junior. He is the No. 3 rebounder in Maryland history with 928 career rebounds, third only to fellow All-Americans Len Elmore and Derrick

Lewis. His career average of 10.9 rebounds a game is second best in school history. He was an equally strong shooter, averaging in double figures in scoring each of his three seasons and registering the school's best-ever career field goal shooting percentage. His .615 percent mark is the school record. Led the ACC in rebounding as a freshman in 1978-79, was third in 1979-80 and second during the 1980-81 season. Was a member of the 1980 U.S. Olympic team that did not compete in the Moscow Olympic Games. Applied for a hardship waiver into the NBA college draft in 1981 and was selected as the No. 3 player overall by the New Jersey Nets. Named as the NBA Rookie of the Year in 1982. Played 18 seasons in the NBA with the Nets, Portland Trail Blazers and the New York Knicks.



Buck Williams' Career Statistics

YEAR	GP	FGM-FGA	PCT.	FTM-FTA	PCT.	AST	BLK	STL	PF-DQ	REBS-AVG	PTS-AVG
1978-79	30	120-206	.583	60-109	.550	18	25	29	77-2	323-10.8	300-10.0
1979-80	24	143-236	.606	85-128	.664	27	17	32	87-4	242-10.1	371-15.5
1980-81	31	183-283	.647	116-182	.637	31	29	29	94-4	363-11.7	482-15.5
TOTALS	85	446-725	.615	261-419	.623	76	71	90	258-10	928-10.9	1153-13.6

Walt Williams

ALL - A M E R I C A - 1 9 9 2



6-8, Forward/Guard
Hometown: Temple Hills, Md.
Played: 1989-92

On Williams: One of the most prolific scorers and most versatile players in the history of the program. Played for the Terps for four seasons despite the opportunity to turn professional early or transfer to another school because of the Terps' NCAA sanctions, and his loyalty to Maryland was one of the key reasons why Maryland was able to field competitive teams during that period. As a senior he broke the school record for points in a season as he scored 776 (the old mark of 743 points was held by Len Bias in 1985-86). Also broke the school record for scoring average with a 26.8 points per game mark (the old mark of 23.3 was held by Will Hetzel in 1968-69). Earned considerable

mention with a nation's best seven-game streak of 30 points or more as a senior. Was a finalist for the Wooden and Naismith Player of the Year awards as a senior. Closed his career as the school's No. 6 all-time scorer with 1,704 points. His 16.2 points per game average is the seventh-best average in school history. Totaled 11 games with 30 or more points during his senior season and had 14 such games during his career — the most of any Terp player in history. Scored a career high of 39 points versus Wake Forest which is the fourth-best single-game total in school history. Represented the U.S. as a member of the USA National Team that competed in the Pan American Games prior to his senior season. The Americans won the bronze medal in the tournament which was played in Havana, Cuba. Was drafted by the Sacramento Kings in the first round of the NBA college draft, the seventh pick overall, following his senior season. Has also played for the Miami Heat, Toronto Raptors, Portland Trail Blazers and Houston Rockets (since the 1997-98 season).



Walt Williams' Career Statistics

YEAR	GP	FGM-FGA	PCT.	3PM-3PA	PCT.	FTM-FTA	PCT.	AST	BLK	STL	PF-DQ	REBS-AVG	PTS-AVG
1988-89	26	75-170	.441	7-27	.259	33-53	.623	66	13	33	76-7	92-3.5	190-7.3
1989-90	33	143-296	.483	30-67	.448	104-134	.776	149	34	57	115-7	138-4.2	420-12.7
1990-91	17	109-243	.449	28-95	.295	72-86	.837	91	6	25	51-2	86-5.1	318-18.7
1991-92	29	256-542	.472	89-240	.371	175-231	.758	104	28	60	98-6	162-5.6	776-26.8
TOTALS	105	583-1251	.466	154-429	.359	384-504	.762	410	81	175	340-22	478-4.6	1704-16.2




H O N O R S , A W A R D S & N B A

Maryland's Award Winners



Bob McDonald was a second team All-ACC selection in 1960 and 1961



Gary Ward was a second team All-ACC selection in 1966



Owen Brown was a second team All-ACC selection in 1975.

ACC PLAYER OF THE YEAR

1979-80 Albert King
1984-85 Len Bias
1985-86 Len Bias
1994-95 Joe Smith

ACC ROOKIE OF THE YEAR

1978-79 Buck Williams
1993-94 Joe Smith

ACC COACH OF THE YEAR

1974-75 Lefty Driesell
1979-80 Lefty Driesell
1997-98 Gary Williams
(ACC Athlete Magazine)

ALL-ACC SELECTIONS

1953-54 Gene Shue (1st Team)
1954-55 Bob Kessler (2nd Team)
1955-56 Bob Kessler (2nd Team)
1956-57 Bob O'Brien (2nd Team)
1957-58 Nick Davis (2nd Team)
John Nacincik (2nd Team)
1958-59 Charles McNeil (2nd Team)
1959-60 Bob McDonald (2nd Team)
1960-61 Bob McDonald (2nd Team)
1962-63 Jerry Greenspan (2nd Team)
1964-65 Jay McMillen (2nd Team)
1965-66 Gary Ward (2nd Team)
1968-69 Will Hetzel (2nd Team)
1969-70 Will Hetzel (2nd Team)
1970-71 Jim O'Brien (2nd Team)
1971-72 Tom McMillen (1st Team)
Len Elmore (2nd Team)
1972-73 Tom McMillen (1st Team)
Len Elmore (2nd Team)
1973-74 Len Elmore (1st Team)
John Lucas (1st Team)
1974-75 John Lucas (1st Team)
Owen Brown (2nd Team)
Brad Davis (2nd Team)
Maurice Howard (2nd Team)
1975-76 John Lucas (1st Team)
1976-77 Brad Davis (2nd Team)
1978-79 Larry Gibson (2nd Team)
1979-80 Albert King (1st Team)
Greg Manning (2nd Team)
Buck Williams (2nd Team)
1980-81 Albert King (2nd Team)
Buck Williams (2nd Team)
1982-83 Adrian Branch (2nd Team)
Ben Coleman (2nd Team)
1983-84 Ben Coleman (2nd Team)
1984-85 Len Bias (1st Team)
Adrian Branch (2nd Team)
1985-86 Len Bias (1st Team)
1986-87 Derrick Lewis (2nd Team)

1988-89 Tony Massenburg (3rd Team)
Jerrod Mustaf (3rd Team)
1990-91 Matt Roe (3rd Team)
1991-92 Walt Williams (1st Team)
1993-94 Joe Smith (1st Team)
Exree Hipp (HM)
Johnny Rhodes (HM)
Duane Simpkins (HM)
1994-95 Joe Smith (1st Team)
Johnny Rhodes (3rd Team)
Keith Booth (HM)
Exree Hipp (HM)
Duane Simpkins (HM)
1995-96 Johnny Rhodes (2nd Team)
Keith Booth (3rd Team)
Exree Hipp (HM)
Duane Simpkins (HM)
1996-97 Keith Booth (1st Team)
Laron Profit (HM)
1997-98 Rodney Elliott (3rd Team)
Laron Profit (3rd Team)
Obinna Ekezie (HM)
1998-99 Steve Francis (1st Team)
Terence Morris (2nd Team)
Laron Profit (3rd Team)
Terrell Stokes (HM)

ALL-ACC TOURNAMENT

1954 Gene Shue (1st team)
1956 Bob Kessler (2nd Team)
1957 John Nacincik (2nd Team)
1958 Nick Davis (1st Team)
Charles McNeil (1st Team)
Al Bunge (2nd Team)
1961 Bill Stasiulatis (2nd Team)
1962 Jerry Greenspan (2nd Team)
1965 Jay McMillen (2nd Team)
Gary Ward (2nd Team)
1972 Len Elmore (1st Team)
Tom McMillen (1st Team)
Jim O'Brien (2nd Team)
1973 Tom McMillen (1st Team)
John Lucas (1st Team)
Jim O'Brien (2nd Team)
1974 Tom McMillen (1st Team)
John Lucas (1st Team)
Maurice Howard (1st Team)
Len Elmore (2nd Team)
Owen Brown (2nd Team)
1975 John Lucas (1st Team)
1976 Maurice Howard (2nd Team)
Steve Sheppard (2nd Team)
1978 Lawrence Boston (2nd Team)
1979 Larry Gibson (2nd Team)
1980 Albert King (1st Team, MVP)
Greg Manning (1st Team)
Ernest Graham (2nd Team)

ACC PLAYER OF THE WEEK

1972-73 Tom McMillen
Jim O'Brien
1973-74 John Lucas
Len Elmore
1974-75 Tom Roy (2 Times)
John Lucas (2 Times)
1975-76 Steve Sheppard
Maurice Howard
John Lucas
1977-78 Lawrence Boston
1978-79 Ernest Graham
Albert King
Greg Manning
1979-80 Albert King (2 Times)
Greg Manning
1980-81 Albert King (2 Times)
1982-83 Adrian Branch
Herman Veal
1983-84 Ben Coleman (2 Times)
Jeff Adkins
Adrian Branch
1984-85 Len Bias
Adrian Branch
1985-86 Len Bias (2 Times)
1986-87 Derrick Lewis
1987-88 Derrick Lewis
1988-89 John Johnson
1989-90 Tony Massenburg
1991-92 Walt Williams
1992-93 Kevin McLinton
1994-95 Joe Smith (2 Times)
Johnny Rhodes
1995-96 Keith Booth
Johnny Rhodes
1996-97 Keith Booth (2 Times)
1997-98 Sarunas Jasikevicius
1998-99 Steve Francis (2 times)
Laron Profit



H O N O R S , A W A R D S & N B A

ACC ROOKIE OF THE WEEK

- 1970-71 Jim O'Brien (2 Times)
Darrell Brown
Howard White
- 1971-72 Tom McMillen (4 Times)
Len Elmore
- 1972-73 John Lucas (2 Times)
- 1974-75 Brad Davis (3 Times)
Steve Sheppard
- 1975-76 Larry Gibson
Lawrence Boston
- 1976-77 Bill Bryant (2 Times)
Mike Davis
Jo Jo Hunter
- 1977-78 Greg Manning (2 Times)
Albert King
- 1978-79 Buck Williams (3 Times)
- 1981-82 Adrian Branch (3 Times)
- 1982-83 Ben Coleman (2 Times)
- 1983-84 Keith Gatlin
- 1984-85 Derrick Lewis (3 Times)
- 1985-86 John Johnson
- 1986-87 Teyon McCoy (2 Times)
Steve Hood
- 1987-88 Brian Williams (2 Times)
- 1988-89 Jerrod Mustaf (3 Times)
- 1990-91 Garfield Smith
- 1992-93 Exree Hipp (2 Times)
Johnny Rhodes (2 Times)
- 1994-95 Joe Smith (6 Times)

ALL-SOUTHERN CONFERENCE

- 1930-31 Bosey Berger
Ed Ronkin
- 1932-33 Rufus Vincent
- 1935-36 Bernie Buscher
Vic Willis
- 1937-38 George Knepley
- 1938-39 George Knepley
Eddie Johnson
George DeWitt
- 1944-45 Jack Flynn
- 1948-49 Lee Brawley

ALL-SOUTHERN CONFERENCE TOURNAMENT

- 1931 Bosey Berger
Ed Ronkin
- 1939 George Knepley
- 1945 Jack Flynn
- 1951 Dick Koffenberger
- 1953 Gene Shue (MVP)

ACADEMIC ALL-AMERICA

- 1971-72 Tom McMillen (1st Team)
- 1972-73 Tom McMillen (1st Team)
- 1973-74 Tom McMillen (1st Team)
- 1980-81 Greg Manning (2nd Team)
- 1990-91 Matt Roe (1st Team)

PHI BETA KAPPA

- 1978-79 Eric Shrader

NCAA POST-GRADUATE SCHOLARSHIP

- 1970 Tom Milroy (alt.)
- 1974 Tom McMillen
- 1981 Greg Manning
- 1991 Matt Roe

ALL-ACC ACADEMIC

- 1966-67 Jay McMillen
- 1968-69 Tom Milroy
- 1971-72 Tom McMillen
- 1972-73 Tom McMillen
- 1973-74 Tom McMillen
- 1976-77 Steve Sheppard
Brian Magid
- 1978-79 Greg Manning
- 1979-80 Greg Manning
- 1980-81 Greg Manning
- 1983-84 Charles Driesell
- 1984-85 Charles Driesell
- 1990-91 Matt Roe

SCHOLAR-ATHLETE AWARD

- 1989-90 Matt Roe
- 1990-91 Matt Roe
- 1991-92 Vince Broadnax
- 1992-93 Kurtis Shultz
- 1993-94 Kurtis Shultz
- 1994-95 Matt Raydo
- 1995-96 Matt Kovarik
- 1996-97 Matt Kovarik
- 1997-98 Matt Kovarik
- 1998-99 Matt Hahn

MOST VALUABLE PLAYER

- 1969-70 Rod Horst
- 1970-71 Barry Yates
- 1971-72 Len Elmore
- 1972-73 Tom McMillen
- 1973-74 Tom McMillen
- 1974-75 John Lucas
- 1975-76 Maurice Howard
- 1976-77 Larry Gibson
- 1977-78 Larry Gibson
- 1978-79 Larry Gibson
- 1979-80 Albert King
- 1980-81 Albert King

- 1981-82 Adrian Branch
- 1982-83 Adrian Branch
Ben Coleman
Ben Coleman
- 1983-84 Ben Coleman
- 1984-85 Len Bias
- 1985-86 Len Bias
- 1986-87 Derrick Lewis
- 1987-88 Derrick Lewis
- 1988-89 Tony Massenburg
- 1989-90 Tony Massenburg
- 1990-91 Matt Roe
- 1991-92 Walt Williams
- 1992-93 Kevin McLinton
- 1993-94 Joe Smith
- 1994-95 Joe Smith
- 1995-96 Johnny Rhodes
- 1996-97 Keith Booth
- 1997-98 Rodney Elliott
- 1998-99 Steve Francis
Terence Morris

MOST IMPROVED PLAYER

- 1969-70 Sparky Still
- 1970-71 Jim O'Brien
- 1971-72 Darrell Brown
- 1972-73 John Lucas
- 1973-74 Owen Brown
- 1974-75 Maurice Howard
- 1975-76 Brad Davis
- 1976-77 Lawrence Boston
- 1977-78 Greg Manning
- 1978-79 Ernest Graham
- 1979-80 Taylor Baldwin
- 1980-81 Steve Rivers
- 1981-82 Charles Pittman
- 1982-83 Len Bias
- 1983-84 Terry Long
- 1984-85 Jeff Baxter
Tom Jones
- 1985-86 Jeff Baxter
- 1986-87 Dave Dickerson
- 1987-88 Tony Massenburg
- 1988-89 Cedric Lewis
- 1989-90 Jesse Martin
- 1990-91 Kevin McLinton
- 1991-92 Evers Burns
- 1992-93 Chris Kerwin
- 1993-94 Mario Lucas
- 1994-95 Duane Simpkins
- 1996-97 Wayne Bristol
Obinna Ekezie




Eddie Johnson was an All-Southern Conference selection in 1939.



Matt Roe was an Academic All-America and Academic All-ACC in 1991.



Sparky Still was Maryland's most improved player in 1969-70.




H O N O R S , A W A R D S & N B A



Billy Hahn was awarded the Alvin Aubinoe Greatest Career Contribution in 1975



Dave Dickerson was awarded the Alvin Aubinoe Greatest Career Contribution in 1989



Barry Yates was awarded the Rebounding Award in 1971

ALVIN AUBINOE GREATEST CAREER CONTRIBUTION

- 1969-70 Will Hetzel
- 1970-71 Jay Flowers
- 1971-72 Charlie Blank
- 1972-73 Jim O'Brien
- 1973-74 Tom McMillen
- 1974-75 Billy Hahn
- 1975-76 John Lucas
- 1976-77 John Pavlos, Mgr.
- 1977-78 Lawrence Boston
- 1978-79 Larry Gibson
- 1979-80 John Blney
- 1980-81 Albert King
- 1981-82 Dutch Morley
- 1982-83 Adrian Branch
- 1983-84 Jeff Adkins
- 1984-85 Charles Driesell
- 1985-86 Len Bias
- 1986-87 not awarded
- 1987-88 Derrick Lewis
- 1988-89 Dave Dickerson
- 1989-90 Tony Massenburg
- 1990-91 Cedric Lewis
- 1991-92 Walt Williams
- 1992-93 Evers Burns

NEWCOMER OF THE YEAR

- 1987-88 Brian Williams
- 1988-89 Jerrod Mustaf
- 1989-90 Evers Burns
- 1990-91 Garfield Smith
- 1991-92 John Walsh
- 1992-93 Exree Hipp
- Johnny Rhodes

COACHES' AWARD

- 1989-90 Jerrod Mustaf
- 1990-91 Cedric Lewis
- 1991-92 Garfield Smith
- 1992-93 Kurtis Schultz

CHRIS PATTON REBOUNTING AWARD

- 1969-70 Rod Horst
- 1970-71 Barry Yates
- 1971-72 Len Elmore
- 1972-73 Len Elmore
- 1973-74 Len Elmore
- 1974-75 Tom Roy
- 1975-76 Lawrence Boston
- 1976-77 Larry Gibson
- 1977-78 Larry Gibson
- 1978-79 Buck Williams
- 1979-80 Buck Williams
- 1980-81 Buck Williams
- 1981-82 Herman Veal
- 1982-83 Ben Coleman
- 1983-84 Ben Coleman
- 1984-85 Len Bias

- 1985-86 Len Bias
- 1986-87 Derrick Lewis
- 1987-88 Derrick Lewis
- 1988-89 Tony Massenburg

BUCK WILLIAMS REBOUNTING AWARD

- 1989-90 Tony Massenburg
- 1990-91 Cedric Lewis
- 1991-92 Evers Burns
- 1992-93 Evers Burns
- 1993-94 Joe Smith

BUCK WILLIAMS/LEN ELMORE REBOUNTING AWARD

- 1993-94 Joe Smith
- 1995-96 Keith Booth
- 1996-97 Keith Booth
- 1997-98 Rodney Elliott
- 1998-99 Terence Morris

BUD MILLIKAN DEFENSIVE PLAYER OF THE YEAR

- 1990-91 Vince Broadnax
- Cedric Lewis
- 1991-92 Vince Broadnax
- 1992-93 Kevin McLinton
- 1993-94 Johnny Rhodes
- 1994-95 Exree Hipp
- Joe Smith

MR. HUSTLE AWARD

- 1989-90 Vince Broadnax
- 1990-91 Vince Broadnax
- 1991-92 Chris Kerwin
- 1992-93 Mike Thibeault
- 1993-94 Keith Booth
- 1994-95 Matt Raydo

OUTSTANDING FREE THROW SHOOTER

- 1989-90 Walt Williams
- 1990-91 Walt Williams
- 1991-92 Kevin McLinton
- 1992-93 Kevin McLinton
- 1993-94 Duane Simpkins
- 1994-95 Duane Simpkins
- 1995-96 Duane Simpkins
- 1996-97 Sarunas Jasikevicius
- 1997-98 Sarunas Jasikevicius
- 1998-99 Juan Dixon

MOST IMPROVED FREE THROW SHOOTER

- 1996-97 Rodney Elliott
- 1997-98 Obinna Ekezie

MOST ASSISTS AWARD

- 1989-90 Walt Williams
- 1990-91 Kevin McLinton
- 1991-92 Kevin McLinton
- 1992-93 Kevin McLinton
- 1993-94 Duane Simpkins
- 1994-95 Duane Simpkins
- 1995-96 Duane Simpkins
- 1996-97 Terrell Stokes
- 1997-98 Terrell Stokes
- 1998-99 Terrell Stokes

SENIOR AWARD

- 1990-91 Cedric Lewis
- 1991-92 Matt Downing
- 1992-93 Chris Kerwin

CAREER ACHIEVEMENT AWARD

- 1998-99 Laron Profit

MARYLAND BASKETBALL SERVICE AWARD

- 1997-98 Jack Zane
- 1998-99 Johnny Holliday

CHEVROLET SCHOLARSHIP MVP AWARDS


- 1982-83 Adrian Branch vs. Houston
- Ben Coleman vs. Notre Dame
- 1983-84 Jeff Adkins vs. Boston College
- Herman Veal vs. Boston College
- Keith Gatlin vs. North Carolina
- Adrian Branch vs. Virginia
- 1989-90 Jesse Martin vs. Duke
- 1993-94 Joe Smith vs. St. Louis
- Joe Smith vs. Massachusetts
- Keith Booth vs. Michigan
- 1994-95 Exree Hipp vs. Gonzaga
- Joe Smith vs. Texas
- Johnny Rhodes vs. Connecticut
- 1995-96 Johnny Rhodes vs. Santa Clara
- 1996-97 Keith Booth vs. Charleston
- 1997-98 Rodney Elliott vs. Utah State
- Sarunas Jasikevicius vs. Illinois
- Rodney Elliott vs. Arizona
- 1998-99 Terence Morris vs. Valparaiso
- Terence Morris vs. Creighton
- Terence Morris vs. St. John's



All-Time Letterwinners

A


Acito, Joseph, 1944
 Adams, Donald, 1926-27-28
 Adkins, Jeff, 1982-83-84-85
 Allen, John, 1929
 Allen, Benjamin, 1936-37
 Archer, Rudy, 1988
 Anderson, Mike, 1990
 Andorka, William, 1935
 Arsnworthy, Frank, 1949-50
 Auslander, Brian, 1969, 71
 Avery, John, 1966-67-68



JEFF ADKINS

B

Baitz, Edward, 1942-43
 Baker, Harmon, 1925
 Balachow, David, 1945
 Baldwin, Taylor, 1979-80-81-82
 Barton, Joseph, 1962
 Baxter, Jeff, 1983-84-85-86
 Baxter, Lonny, 1999
 Beamer, Francis, 1938-39
 Beatty, William, 1924-25-26
 Bechtie, Gerald, 1958-59-60
 Behr, Samuel, 1945
 Berger, Louis, 1930-31-32
 Bengoechea, Adam, 1938-39-40
 Berlin, H.S., 1918-19
 Bias, Leonard, 1983-84-85-86
 Bilney, John, 1977-78-79-80
 Blank, Charles, 1970-71-72
 Blumberg, Norman, 1960-61
 Boddell, Bob, 1971-72-73
 Body, Robert, 1971-72-73
 Boland, Samuel, NA
 Booth, Keith, 1994-95-96-97
 Bosley, Robert, 1945
 Bosnic, Nick, 1994
 Boston, Lawrence, 1976-77-78
 Bowie, William, 1936-37
 Boyd, Arthur, 1925-26-27
 Boyle, John, 1975-76
 Branch, Adrian, 1982-83-84-85
 Brawley, C. Lee, 1949-50-51-52
 Brayton, Neil, 1964-65-66
 Brenner, John, 1942
 Bristol, Wayne, 1992-93-94-95
 Broadnax, Vince, 1989-90-91
 Brooks, Ronald, 1952-53-54
 Brown, Darrell, 1971-72-73
 Brown, Owen, 1973-74-75
 Brown, William, 1936-37
 Bryant, Bernard, 1935
 Bryant, William, 1936-37
 Bryant, William, 1977-78
 Buckley, John, 1945
 Bunge, Al, 1958-59-60
 Burch, Samuel, 1943
 Burger, Joseph, 1924-25
 Burns, Evers, 1990-91-92-93



JEFF BAXTER

Burton, Tim, 1984-85-86-87
 Buscher, Alton, 1932-33-34
 Buscher, Bernard, 1934-35-36
 Butler, Jay, 1953

C

Campbell, William, 1945
 Cardwell, Lee, 1925-26
 Carlson, Phillip, 1963-64-65
 Carpenter, Conrad, 1962-63
 Carter, Harold, 1934
 Cartwright, Mark, 1972
 Cephas, LaRon, 1998-99
 Chalmers, George, 1930-31-32
 Chamberlain, Kevin, 1990
 Chase, Spencer, 1932-33-34
 Chong, Eddie, 1989-90
 Chronister, Jon, 1991-92
 Clark, Jackie, 1964-65-66
 Cohen, Morris, 1932
 Cole, Kenneth, 1913-14
 Coleman, Ben, 1983-84
 Collins, James, 1938
 Connelly, Thomas, 1951
 Crawford, Mark, 1977
 Crescenze, Edward, 1948
 Crosthwait, Samuel, 1927
 Cutler, Robert, 1958



BEN COLEMAN

D


Daly, Edward, 1935
 Danko, Eugene, 1958-59
 Davis, Brad, 1975-76-77
 Davis, Mike, 1977-78
 Davis, Nick, 1956-57-58
 Davis, Todd, 1990-91-92
 Day, S.E., 1913
 Dean, Thurston, 1927-28-29
 Darstyn, R.S., 1914
 DeCosmo, Michael, 1964-65
 Dewitt, George, 1939-40
 Dickerson, David, 1986-87-88-89
 Diffie, Granville, 1950
 Dilworth, Robert, 1953-54-55
 Dixon, Juan, 1999
 Downing, Matt, 1991-92
 Drescher, Richard, 1967-68
 Driesell, Charles, 1982-83-84-85
 Dudley, Aaron, 1991-92
 Dunlap, Howard, 1956
 DuVall, Mearle, 1940, 1942
 Dyer, Harold, 1934



MIKE DAVIS

E

Edwards, John, 1946-47-48-49
 Eicher, Robert, 1961-62-63
 Eiseman, John, 1918-19



MAX ETIENNE

Ekezie, Obinna, 1996-97-98-99
 Elliott, Rodney, 1995-96-97-98
 Elmore, Len, 1972-73-74
 Englebert, Erwin, 1944
 Ensor, Lionel, 1924-25-26
 Eskin, Neal, 1981-82-83-84
 Etienne, Max, 1989-90
 Evans, Warren, 1933
 Evans, William, 1928-29-30
 Everett, Robert, 1953-54-55

F

Faber, John, 1924-25-26-27
 Farmer, Edward, 1983
 Farrell, Shawn, 1978
 Fellows, Frank, 1951, 1953
 Fennel, E.O., 1944
 Ferguson, Scott, 1962-63-64
 Feters, Robert, 1941-42
 Fern, Gustav, 1957
 Fields, Norman, 1996-97-98-99
 Finniff, Doug, 1991
 Flowers, Jay, 1970
 Flynn, John, 1944-45-46
 Fothergill, Mark, 1980, 82-83-84
 Francis, Steve, 1999
 Franklin, James, 1964-65-66
 Franklin, William, 1965-66
 Fuqua, Frank, 1955



JOHN FLYNN

G

Garrett, Ashton, 1941
 Gatlin, Keith, 1984-85-86, 88
 Gaylor, Robert, 1929-30
 Gibson, Lawrence, 1976-77-78-79
 Gilbert, H.D., 1919
 Gilmore, Jack, 1941
 Gleasner, John, 1946
 Gordley, Larry, 1972
 Graham, Ernest, 1978-79-80-81
 Greco, Ralph, 1952-53-54
 Greenspan, Gerald, 1961-62-63
 Gregg, David, 1986
 Groves, John, 1924
 Guckeyson, Bill, 1935, 37



KEITH GATLIN

H

Hahn, Matthew, 1997-98-99
 Hahn, William, 1974-75-76
 Hall, Irving, 1924
 Halleck, James, 1957-58-59
 Hammerlund, Robert, 1937
 Hankin, Robert, 1950
 Hardiman, Robert, 1955-56-57
 Harrington, Joseph, 1965-66-67
 Hart, Robert, 1978-79
 Hathaway, Jeff, 1978-79



PETE HOLBERT

Headley Coleman, 1938
 Heagy, Al, 1928-29-30
 Heatley, Jack, 1945
 Heil, George, 1940
 Heise, John, 1946-47
 Henderson, David, 1977, 1979-80
 Hess, Harry, 1930-31
 Hetzel, Fred, 1928-29-30
 Hetzel, Will, 1968-69-70
 Hilden, Charles, 1968-69-70
 Hipp, Exree, 1993-94-95-96
 Hisle, John, 1932
 Hite, Kelly, 1997
 Hoffecker, Thomas, 1945
 Holbert, Peter, 1981-82-83-84
 Hood, Steve, 1987-88
 Horn, Hechert, 1942
 Horst, Rod, 1968-69-70
 Horton, Frank, 1992
 Housley, Samuel, NA
 Howard, Maurice, 1973-74-75-76
 Hughes, Harry, 1946
 Huntemann, Charles, 1913-14
 Hunter, Jo Jo, 1977-78

I

Jackson, William, 1951
 Jackson, Reggie, 1979-80-81-82
 Jaeck, Paul, 1945
 James, Robert, 1942-43
 Jarmoska, George, 1941
 Jasikevicius, Sarunas, 1995-96-97-98
 Jelus, Paul, 1960-61-62
 Johnson, Edward, 1937-38-39
 Johnson, James, 1951-52
 Johnson, John, 1986-87-88-89
 Johnson, Julius (Pete), 1967-68-69
 Jones, Thomas, 1985-86
 Jones, William, 1966-67-68
 Judd, Donny, 1994-95



WILLIAM JONES

K


Kaluzienski, Matt, 1989-90
 Kann, R.S., 1918
 Kaplan, Zev, 1955
 Karver, Mark, 1987-88
 Kassel, Steve, 1979-80-81
 Kasoff, Mitch, 1987-88-89-90
 Kebeck, Steve, 1970-71
 Keene, Robert, 1946
 Keller, Charles, 1935-36-37
 Kelleher, Charles, 1960-61-62
 Kerwin, Chris, 1992-93
 Kessler, Robert, 1954-55-56
 King, Albert, 1978-79-80-81
 Kinsman, James, 1943
 Knepley, George, 1937-38-39
 Knepley, Robert, 1942
 Knode, Robert, 1919
 Koffenberger, Dick, 1950-51-52
 Kovarik, Matt, 1994-95-97-98
 Krukar, Pete, 1958-59-60



CHRIS KERWIN



H O N O R S , A W A R D S & N B A



CEDRIC LEWIS


Ladd, Robert, 1957
 Lake, William, 1946
 Lann, Alvin, 1948, 50
 Leuci, Victor, 1954
 Levin, Julius, 1933
 Lewin, Morris, 1952-53
 Levine, Frank, 1933
 Lewis, Cedric, 1988-89-90-91
 Lewis, Derrick, 1985-86-87-88
 Lewis, Robert, 1964
 Linkous, Fred, 1926-27-28
 Long, Terry, 1984-85-86
 Lucas, John, 1973-74-75-76
 Lucas, Mario, 1993-94-95-96
 Luney, William, NA



JAY MCMULLEN

MacDonald, Jan, 1968
 Mack, Charles, 1949-50
 Madigan, George, 1928-29-30
 Magid, Brian, 1976-77
 Manis, George, 1951-52-53
 Manning, Greg, 1978-79-80-81
 Mardesich, Mike, 1998-99
 Marshal, Alfred, NA
 Marshall, Ted, 1960-61-62
 Martin, Jesse, 1989-90
 Massenburt, Tony, 1986, 1988-89-90
 May, Charles, 1930-31-32
 Mayolo, Vinny, 1982-83-84-85-86
 Mays, H W, 1911
 McCarthy, John, 1936-37-38
 McCoy, Teyon, 1987-88, 90
 McCudy, Bruce, 1949
 McDonald, Robert, 1959, 61
 McDonald, Leib, 1941
 McGinnis, Wayne, 1957
 McHale, Richard, 1971
 McLinton, Kevin, 1990-91-92-93
 McMullen, James, 1965-66-67
 McMullen, Thomas, 1972-73-74
 McNeil, Charles, 1958-59
 McWilliams, Samuel, 1963-64
 Mercer, Alvin, 1973-74
 Merna, James, 1956
 Michelson, Sheldon, 1967-68
 Miller, Danny, 1999
 Miller, Thomas, 1966
 Milroy, Thomas, 1968-69-70
 Mobus, Paul, 1936-37
 Mondorf, Pershing, 1939-40
 Mont, Thomas, 1942-43, 47
 Moore, Dwight, 1953
 Moore, Perry, 1956-57-58
 Moran, Donald, 1951-52-53
 Morin, Matt, 1990-91-92
 Morley, Greg, 1979-80-81-82
 Morris, Alan, 1972-73
 Morris, John, 1932
 Morris, Terence, 1998-99
 Morris, William, 1913-14
 Mueller, Richard, 1964

Mulitz, Milton, 1937-38, 40
 Murphy, William, 1957-58-59
 Murray, Robert, 1947-48-49, 55
 Mustaf, Jerrod, 1989-90



GREG NARED

Nacincik, John, 1956-57-58
 Nakannua, Jeff, 1973
 Nared, Greg, 1986-87-88-89
 Neal, John, 1971-72
 Nevin, Phil, 1987
 Newsome, John, 1975-76
 Nofsinger, Michael, 1960-61-62
 Norris, John, 1930-31-32
 Nuttle, Byron, 1943



JIM O'BRIEN

O'Brien, James, 1971-72-73
 O'Brien, Robert, 1955-56-57
 Ochsenreiter, Eugene, 1939-40-41




BRYAN PALMER

Palmer, Bryan, 1983, 85
 Parker, Alvin, 1924
 Patton, Chris, 1975-76
 Pavlos, John, 1975-76-77
 Peck, Malvin, 1944, 47
 Peebles, Irving, 1924
 Petrovic, Nemanja, 1993
 Pinocci, Peter, 1946
 Pittman, Charles, 1981-82
 Pitzer, John, 1930-31
 Poling, William, 1946
 Porac, Richard, 1972-73-74
 Prins, Curtis, 1957
 Profit, Laron, 1996-97-98-99



MATT ROE

Radice, Julius, 1928-29-30
 Ready, Michael, 1919
 Rainge, Alan, 1992
 Raydo, Matt, 1994-95-96-97
 Rea, William, 1938-39-40
 Reyes, Andre, 1987
 Rhodes, Johnny, 1993-94-95-96
 Rivers, Steve, 1981-82-83
 Robinson, Jonathan, 1980-81
 Roe, Matt, 1991
 Ronkin, Edward, 1930-31-32
 Rooney, Partick, 1930
 Roy, Thomas, 1973-74-75



STEVE SHEPPARD

Sandbower, John, 1954-55-56
 Sanders, Harvey, 1970
 Schauffler, Charles, 1955-56
 Scheele, Thomas, 1935
 Schmidt, Francis, 1933
 Schroeder, David, 1961
 Schuerholz, Donald, 1942-43, 47
 Schultz, Logan, 1938
 Shaffer, Richard, 1939
 Shanahan, Gerry, 1960
 Sheppard, Steve, 1975-76-77
 Shrader, Eric, 1977-78-79
 Shue, Gene, 1952-53-54
 Shultz, Kurtis, 1992-93-94-95
 Shumate, John, 1947
 Siegrist, Ronald, 1948-49
 Simpkins, Duane, 1993-94-95-96
 Simms, Harvey, 1939
 Smallwood, Lawrence, 1928-29
 Smith, Atman, 1997-98
 Smith, Bernard, 1948-49-50
 Smith, Garfield, 1991-92
 Smith, Joe, 1994-95
 Snyder, Robert, 1933-34
 Sothoron, Norwood, 1934-35
 Stasulatis, William, 1961-62-63
 Steiner, Carlton, 1942
 Steinman, Edward, 1964
 Stevens, James, 1918
 Stevens, Myron, 1925-26-27
 Stieber, Fred, 1933
 Still, James, 1970-71
 Stobaugh, Richard, 1969
 Stokes, Terrell, 1996-97-98-99
 Stone, Junior, 1918-19
 Strachan, John, 1951
 Suder, George, 1964
 Suit, Jack, 1941
 Sullivan, William, 1969
 Suoplee, William, 1924-25-26
 Sweeney, Daniel, 1963




ERNEST TRAPS

Taylor, Richard, 1949
 Thibeault, Mike, 1991-92-93
 Thomas, Fred, 1936-37
 Thurston, Robert, 1955
 Tillman, James, 1976-77
 Tomlinson, Chris, 1992-93-94-95
 Traps, Ernest, 1942-43
 Trimble, Japeth, 1972, 74
 Troxell, Walter, 1924-25-26
 Truax, Terry, 1967-68
 Tull, J. J., 1914
 Turyn, Victor, 1946-47
 Tuschak, Richard, 1944



ULLMAN, BERNARD, 1941

Vannais, Leon, 1940
 Veal, Herman, 1981-82-83-84
 Vincent, J.M., 1914
 Vincent, Rufus, 1932-33-34




HERMAN VEAL



GARY WILLIAMS

Wainwright, Troy, 1988-89-90
 Walker, George, 1933
 Walker, Rodney, 1988
 Waller, Edward, 1947
 Walsh, John, 1992-93
 Ward, Gary, 1964-65-66
 Watkins, Brian, 1997-98-99
 Walters, Albert, 1935-36-37
 Weber, George, 1933
 Webster, David, 1954-55
 Weidinger, Charles, 1940
 Weingarten, Julian, 1957-58
 Wharton, James, 1941
 Wheeler, Waverly, 1936-37-38
 White, Joseph, 1942
 White, Howard, 1971-72-73
 Wiles, F Michael, 1969-70
 Wiles, Peter, 1960
 Williams, Charles, 1979-80-81
 Williams, Cary, 1965-66-67
 Williams, Walt, 1989-90-91-92
 Wilson, Robert, 1931-32
 Wilson, Robert, 1960-61
 Wilson, Len, 1913
 Winnemore, Augustine, 1929
 Wise, Richmond, 1964-65-66
 Woodward, Arthur, 1940-41
 Worthington, Charles, 1969
 Wright, Spencer, 1948-49



CURLEY YOUNG

Yates, Barry, 1971
 Yordy, Robert, 1945, 49
 Young, Curley, 1990
 Young, Thomas, 1953-54, 58
 Yowell, Roy, 1934



LUBO ZIZAKOVIC

Zalesak, Emanuel, 1924
 Zimmerman, James, 1935
 Zizakovic, Lubo, 1993



H O N O R S , A W A R D S & N B A

All-Time Terps In The NBA



Keith Booth

Keith Booth

Chicago Bulls, 1998-Present

Lawrence Boston

Washington Bullets, 1980

Adrian Branch

Los Angeles Lakers, 1987
New Jersey Nets, 1988
Portland Trail Blazers, 1989
Minnesota Timberwolves, 1990

Evers Burns

Sacramento Kings, 1995

Ben Coleman

New Jersey Nets, 1987-88
Philadelphia 76ers, 1988-89
Milwaukee Bucks, 1991

Brad Davis

Los Angeles Lakers, 1978-79
Indiana Pacers, 1979-80
Utah Jazz, 1980
Dallas Mavericks, 1981-92

Mike Davis

New York Knicks, 1983

Len Elmore

Indiana Pacers, 1975-79
Kansas City Kings, 1980
Milwaukee Bucks, 1981
New Jersey Nets, 1982-83
New York Knicks, 1984

Jerry Greenspan

Philadelphia 76ers, 1964-65

Maurice Howard

Cleveland Cavaliers, 1977
New Orleans Jazz, 1977

Albert King


New Jersey Nets, 1982-87
Philadelphia 76ers, 1988
San Antonio Spurs, 1989

John Lucas

Houston Rockets, 1977-78, 1985-86, 1990
Golden State Warriors, 1979-81
Washington Bullets, 1982-83
San Antonio Spurs, 1984
Milwaukee Bucks, 1987-88
Seattle SuperSonics, 1989



Len Elmore



Brad Davis



Albert King



H O N O R S , A W A R D S & N B A



Tony Massenburg

Tony Massenburg

San Antonio Spurs, 1991
 Charlotte Hornets, 1992
 Boston Celtics, 1992
 Golden State Warriors, 1992
 L.A. Clippers, 1994-95
 Toronto Raptors, 1995-96
 Philadelphia 76ers, 1996
 New Jersey Nets, 1996-1997
 Vancouver Grizzlies, 1999
 Houston Rockets, 1999-Present

Tom McMillen

Buffalo Braves, 1976-77
 New York Knicks, 1977
 Atlanta Hawks, 1978-83
 Washington Bullets, 1984-85

Jerrod Mustaf

New York Knicks, 1991
 Phoenix Suns, 1992-1994

Jim O'Brien

New York Nets, 1974
 Memphis Sounds (ABA), 1975

Charles Pittman

Phoenix Suns, 1983-86

Steve Sheppard

Chicago Bulls, 1978-79
 Detroit Pistons, 1979

Gene Shue

Philadelphia Warriors, 1955
 New York Knicks, 1955-56, 1963
 Fort Wayne Pistons, 1957
 Detroit Pistons, 1958-62
 Baltimore Bullets, 1964

Joe Smith

Golden State Warriors, 1995-97
 Philadelphia 76ers, 1998
 Minnesota Timberwolves, 1998-Present

Buck Williams

New Jersey Nets, 1982-89
 Portland Trail Blazers, 1990-96
 New York Knicks, 1997-99

Walt Williams

Sacramento Kings, 1992-96
 Miami Heat, 1996
 Toronto Raptors, 1996-98
 Portland Trail Blazers, 1998-99
 Houston Rockets, 1999-Present



Buck Williams had his jersey No. 52 retired by the New Jersey Nets on April 11, 1999.



Joe Smith



Walt Williams



H O N O R S ,



A W A R D S



& N B A



TERPS AS PRO COACHES

Gene Shue

NBA Coach Of The Year • 1969, 1982

Year	Team	Record	Postseason
1966-67	Baltimore Bullets	16-40	
1967-68	Baltimore Bullets	36-46	
1968-69	Baltimore Bullets	57-25	Eastern Div. Semis
1969-70	Baltimore Bullets	50-32	Eastern Div. Semis
1970-71	Baltimore Bullets	42-40	NBA Finals
1971-72	Baltimore Bullets	38-44	Eastern Conf. Semis
1972-73	Baltimore Bullets	52-30	Eastern Conf. Semis
1973-74	Philadelphia 76ers	25-57	
1974-75	Philadelphia 76ers	34-48	
1975-76	Philadelphia 76ers	46-36	
1976-77	Philadelphia 76ers	50-32	
1977-78	Philadelphia 76ers	2-4	
1978-79	San Diego Clippers	43-39	
1979-80	San Diego Clippers	35-47	
1981-82	Washington Bullets	39-43	Eastern Conf. Semis
1982-83	Washington Bullets	42-40	
1983-84	Washington Bullets	35-47	Eastern Conf. 1st Rd.
1984-85	Washington Bullets	40-42	Eastern Conf. 1st Rd.
1985-86	Washington Bullets	32-37	Eastern Conf. 1st Rd.
1987-88	Los Angeles Clippers	17-65	
1988-89	Los Angeles Clippers	10-28	
BULLETS TOTALS		522-505	.510
76ERS TOTALS		157-177	.470
CLIPPERS TOTALS		105-179	.348
NBA TOTALS		784-861	.477

John Lucas

Year	Team	Record	Postseason
1992	Miami Tropics (USBL)	24-4	USBL Champions
1993	Miami Tropics (USBL)	14-5	USBL Champions
1992-93	San Antonio Spurs	39-22	Western Conf. Semis
1993-94	San Antonio Spurs	55-27	Western Conf. 1st Rd.
1994-95	Philadelphia 76ers	24-58	
1995-96	Philadelphia 76ers	18-64	
SPURS TOTALS		94-49	.658
76ERS TOTALS		42-122	.256
TROPICS TOTALS		38-9	.809
OVERALL TOTALS		174-180	.491



John Lucas

Terps' NBA Draft History

ALL-TIME DRAFT PICKS

Year	Selection (Round, Team)
1954	Gene Shue (1st Round, #3 overall, Philadelphia)
1955	Bob Kessler (2nd, Fort Wayne)
1958	John Nacincik (3rd/Syracuse)
	Nick Davis (11th/Philadelphia)
1960	Al Bunge (1st, #7 overall/Philadelphia)
	Charlie McNeil (6th/New York)
	Jerry Bechtle (16th/New York)
1963	Jerry Greenspan (3rd/Syracuse)
1966	Gary Ward (6th/Boston)
1967	Jay McMillen (9th/L.A. Lakers)
	Joe Harrington (11th/Boston)
1970	Will Hetzel (9th/Baltimore)
1971	Barry Yates (8th/Philadelphia)
1973	Jim O'Brien (3rd/Portland)
	Bob Bodell (10th/Seattle)
	Howard White (14th/Washington)
1974	Tom McMillen (1st, #9 overall/Buffalo)
	Len Elmore (1st, #13 overall/Washington)
1975	Tom Roy (3rd/Portland)
	Owen Brown (9th/Phoenix)
1976	John Lucas (1st, #1 overall/Houston)
	Maurice Howard (2nd/Cleveland)
1977	Brad Davis (1st, #15 overall/L.A. Lakers)
1978	Larry Boston (4th/Washington)
1979	Larry Gibson (3rd/Milwaukee)
1981	Buck Williams (1st, #3 overall/New Jersey)
	Albert King (1st, #10 overall/New Jersey)
	Ernest Graham (3rd/Philadelphia)
	Greg Manning (7th/Denver)
1982	Charles Pittman (3rd/Phoenix)
1984	Ben Coleman (2nd/Chicago)
	Herman Veal (6th/Phoenix)
	Mark Fothergill (8th/Phoenix)
1985	Adrian Branch (2nd/Chicago)
1986	Len Bias (1st, #2 overall/Boston)
1988	Derrick Lewis (3rd/Chicago)
1990	Jerrold Mustaf (1st, #17 overall/New York)
	Tony Massenburg (2nd/San Antonio)
1992	Walt Williams (1st, #7 overall/Sacramento)
1993	Evers Burns (2nd/Sacramento)
1995	Joe Smith (1st, #1 overall/Golden State)
1997	Keith Booth (1st, #28 overall/Chicago)
1999	Steve Francis (1st, #2 overall/Vancouver)
	Obinna Ekezie (2nd/Vancouver)
	Laron Profit (2nd/Oriando)

FIRST ROUND PICKS

Player, Team	Year	Number
Gene Shue, Philadelphia	1954	3
Al Bunge, Philadelphia	1960	7
Tom McMillen, L.A. Lakers	1974	9
Len Elmore, Washington	1974	13
John Lucas, Houston	1976	1
Brad Davis, L.A. Lakers	1977	15
Buck Williams, New Jersey	1981	3
Albert King, New Jersey	1981	10
Len Bias, Boston	1986	2
Jerrold Mustaf, New York	1990	17
Walt Williams, Sacramento	1992	7
Joe Smith, Golden State	1995	1
Keith Booth, Chicago	1997	28
Steve Francis, Vancouver	1998	2

TERPS BY ROUND

Round	Number of Picks
First Round	14
Second Round	8
Third Round	8
Fourth Round	1
Fifth Round	0
Sixth Round	3
Seventh Round	1
Eighth Round	2
Ninth Round	3
Tenth Round	1
Eleventh Round	2
Fourteenth Round	1
Sixteenth Round	1



Joe Smith with NBA commissioner David Stern after he was the No. 1 overall selection by the Warriors.



H O N O R S , A W A R D S & N B A

Three Terps Taken In The '99 NBA Draft

WASHINGTON, D.C. — Maryland's Steve Francis, Obinna Ekezie and Laron Profit were all selected in the 1999 NBA Draft at MCI Center, giving the Terps three selections in a single draft for only the fourth time in school history. Francis was the No. 2 overall selection by the Vancouver Grizzlies, giving Maryland three lottery selections during the last eight years.

Speculation raged that the Chicago Bulls with the No. 1 overall selection would select Francis. Had Francis been the No. 1 overall selection, Maryland would have become the first school in NBA history to have three overall No. 1 selections. Previously, John Lucas was the top pick by the Houston Rockets in 1976 and Joe Smith was picked first by the Golden State Warriors in 1995.

The Terps' draft windfall brought to four the number of all-time Maryland lottery selections (tied for eighth among all NCAA schools), including three during the decade of the 1990s. Francis' selection with the No. 2 overall pick brought to three the number of lottery selections at Maryland under head coach Gary Williams. In addition, the number of Maryland players drafted in the first round (guaranteed contracts) under Williams has skyrocketed to five while Williams has now recruited seven first round selections since 1987.

Since Williams' arrival at Maryland to begin the 1990 season, a total of 10 players (an average of one per season) have begun their professional careers as NBA draft choices. During his career, an incredible total of 23 players (an average of more than one per year) have been NBA draft choices.

MOST NO. 1 OVERALL PICKS

Maryland (John Lucas, 1976) (Joe Smith, 1995)
Georgetown (Patrick Ewing, 1985) (Allen Iverson, 1996)
Houston (Elvin Hayes, 1968) (Hakeem Olajuwon, 1984)
Michigan (Cazzie Russell, 1966) (Chris Webber, 1993)
No. Carolina (James Worthy, 1982) (Brad Daugherty, 1986)
Purdue (Joe Barry Carroll, 1980) (Glenn Robinson, 1994)
UCLA (Kareem Abdul-Jabbar, 1969) (Bill Walton, 1974)

MOST ALL-TIME LOTTERY PICKS

T1. Duke (8)
 North Carolina (8)
 3. Michigan (6)
 T4. Arizona (5)
 Georgetown (5)
 Kentucky (5)
 UNLV (5)
 T8. **Maryland** (4)
 California (4)
 Georgia Tech (4)
 Arkansas (3)
 Connecticut (3)
 Kansas (3)
 Louisville (3)
 Memphis (3)
 NC State (3)
 Utah (3)



Steve Francis was the No. 2 overall selection by the Vancouver Grizzlies in 1999, but was later traded to the Houston Rockets.



Obinna Ekezie was selected in the second round of the 1999 NBA Draft by the Vancouver Grizzlies.

GARY WILLIAMS' NBA DRAFT CHOICES

1999	Steve Francis	Maryland/Vancouver Grizzlies
	Obinna Ekezie	Maryland/Vancouver Grizzlies
	Laron Profit	Maryland/Orlando Magic
1997	Keith Booth	Maryland/Chicago Bulls
1995	Joe Smith	Maryland/Golden State Warriors
1993	Evers Burns	Maryland/Sacramento Kings
1992	Jim Jackson	Ohio State/Dallas Mavericks*
	Walt Williams	Maryland/Sacramento Kings
1990	Jerrold Mustaf	Maryland/New York Knicks
	Tony Massenburg	Maryland/San Antonio Spurs
1989	Dana Barros	Boston College/Seattle SuperSonics
	Jay Burson	Ohio State/San Antonio Spurs
	Chris Jent	Ohio State/Chicago Bulls
1987	Dennis Hopson	Ohio State/New Jersey Nets
1986	Dominic Pressley	Boston College/Seattle SuperSonics
1985	Michael Adams	Boston College/Sacramento Kings
	Stu Primus	Boston College/Indiana Pacers
1984	Martin Clark	Boston College/Philadelphia
	Jay Murphy	Boston College/Golden State
1983	John Garris	Boston College/Cleveland Cavaliers
	Ron Crevier	Boston College/Chicago Bulls
	Gordon Austin	American/Philadelphia 76ers
	Boo Bowers	American/Cleveland Cavaliers

*-(recruited to Ohio State by Gary Williams)


GARY WILLIAMS' NBA FIRST ROUND DRAFT CHOICES

1999	Steve Francis (#2 overall)	Maryland/Vancouver Grizzlies
1997	Keith Booth (#28 overall)	Maryland/Chicago Bulls
1995	Joe Smith (#1 overall)	Maryland/Golden State Warriors
1992	Jim Jackson (#5 overall)	Ohio State/Dallas Mavericks



U N I V E R S I T Y O F

M A R Y L A N D



Terp Tidbits

• The University of Maryland is a sought-after destination for some of the state's - and the country's - best and brightest students.

• Maryland's athletic program finished in the Sears Directors' Cup Top 25 for the second consecutive year in 1998-99.

• Maryland has top 20 ranked programs in engineering, computer science, physics, journalism, business, art history, economics, criminology, mathematics, oceanography, astronomy, education and agricultural economics among others.

Inside...

- University of Maryland 156
- Colleges and Schools 158
- President C.D. Mote, Jr. 160
- A.D. Deborah A. Yow 161
- Athletic Administration 162
- Maryland Athletic Staff 164
- Athletic Staff Directory 165
- Coaches Directory 165
- Academic Support 166
- Terrapin Club 168
- Major Gift Fundraising 169
- The M Club 169
- Strength and Conditioning 170
- Cheerleaders 171
- Cole Field House 172
- Terps On Radio 176
- Covering the Terps 177
- Media Information 178
- TV/Radio Chart 178


University of Maryland



U N I V E R S I T Y O F M A R Y L A N D

University of Maryland

LEADING THE WAY INTO THE 21ST CENTURY




- *A Carnegie Research-I University*
- *Member, Association of American Universities (AAU)*
- *Flagship of the University System of Maryland*
- *Division I NCAA Athletics*



"Strive for clarity, but accept and understand ambiguity."

That phrase captures one way in which an educated person approaches the world and its challenges. Students who graduate from the University of Maryland have been exposed to the tools that allow them to put that perspective to work. Imparting such a perspective may be an ambitious project for undergraduate education, but to aim for anything less would be unworthy of a great university's goals for its students. Ten years ago, Promises to Keep, a plan for undergraduate education at Maryland, articulated those goals so eloquently we repeat them here.

Undergraduate education at Maryland "aims to provide students with a sense of identity and purpose, a concern for others, a sense of responsibility for the quality of life around them, a continuing eagerness for knowledge and understanding, and a foundation for a lifetime of personal enrichment.



As we learn with and from one another, we try to "develop human values," "celebrate tolerance and fairness," "contribute to the social conscience," "monitor and assess private and collective assumptions," and "recognize the glory, tragedy and humor of the human condition." Your years at the University of Maryland can provide you with all the tools you need to accomplish these goals. Students here are "educated to be able to read with perception and pleasure, write and speak with clarity and verve, handle numbers and computation proficiently, reason mathematically, generate clear questions and find probable arguments, reach substantiated conclusions, and accept ambiguity."

And we also hope you enjoy the journey.



U N I V E R S I T Y O F M A R Y L A N D

The Campus

The University of Maryland, College Park, is the most comprehensive institution of higher education, research and service in the state. The university offers 100 undergraduate majors, 88 master's programs and 69 doctoral programs in 13 colleges and schools.

The university is one of only 30 public research universities that are members of the prestigious 58-member Association of American Universities. It is classified as a Research-I university by the Carnegie Foundation by virtue of the range of its baccalaureate programs, the amount of federal support received and the number of doctoral degrees awarded each year, sharing that honor with the top research universities in the country.

Among the public universities in the Association of American Universities, Maryland ranks among the top in percentage of African-American undergraduate students. In addition, the university has the largest number of African-Americans and other minority members among its peers.

Flagship Status

In 1988, the University of Maryland, College Park, was designated as the flagship institution for the University System of Maryland. As well as pursuing a serious research mission and continuing its high level of service to the state, the university rededicated itself to providing the highest quality graduate and undergraduate education. Increased undergraduate opportunities for research and individual study, the development of the College Park Scholars Program and the expansion of the University Honors Program, the genesis of Honors Humanities and Gemstone, the creation of CORE, the general education program, and the establishment of the Center for Teaching Excellence all affirmed the legislature's designation of flagship.



Libraries

Seven libraries make up the University of Maryland library system: McKeldin (main) Library, Architecture Library, Art Library, Engineering and Physical Sciences Library, Hornbake Library, Performing Arts Library, White Memorial (Chemistry) Library.

These libraries constitute the largest university research library institution in the Washington metropolitan area, providing vital resources to researchers, visiting scholars, and businesses throughout the region. The libraries' holdings include more than 2.5 million volumes, 24,000 subscriptions to periodicals and nearly 5 million items available in microfilm format.

Research

Opportunities for conducting research abound at the University of Maryland, College Park, and in the surrounding area, both for faculty to advance their own expertise and bring their insights into the classroom, and for students to begin their exploration of their special interests with practical experience. On campus, special facilities and a number of organized research centers, bureaus, and institutes promote the acquisition and analysis of new knowledge in the arts, sciences and applied fields.

The university's enviable location — just nine miles from downtown Washington, D.C., and approximately 30 miles from both Baltimore and Annapolis — enhances the research of its faculty and students by providing access to some of the finest libraries and research centers in the country.

Service

Programs of public service are central to the overall mission of the university. The philosophy is reflected in the wide array of programs and initiatives that benefit the state's business, agriculture and education communities.

With more than 90 high technology firms in the three-county area of Montgomery, Prince George's

and Frederick counties, the university has found abundant opportunity to extend its business and technology outreach programs to the region. Many of these programs are part of the Engineering Research Center, which operates the Technology Advancement Program and the Maryland Industrial Partnerships, programs designed to provide Maryland entrepreneurs and small businesses with research facilities, technical assistance, administrative support, and access to technology that will advance their economic base.

The Institute for Systems Research has formed partnerships with major corporations, including Lockheed Martin, Westinghouse, BF Goodrich, Hughes Aircraft and Dupont to apply advanced systems research to solving industry problems in the fields of communications, manufacturing, controls and robotics.

A Wired World

Students at the University of Maryland are part of an academic community that enjoys free access to networked computer resources and facilities that are among the best in the country. Free computer accounts enable users to store class work on a networked server, download classroom support materials and other electronic information from campus networked resources such as inforM, or send electronic mail to faculty, fellow students or friends at other universities.





U N I V E R S I T Y O F M A R Y L A N D

University of Maryland

College of Agriculture and Natural Resources

The College of Agriculture and Natural Resources offers a variety of academic programs that apply science, management, design, and engineering to improve the world in which we live and work. Feeding the world population, developing scientifically-based land use practices and policies, understanding animal and plant biology, improving nutrition and its effects on human health, and profitably managing farms and agribusinesses in harmony with ecosystems are all vital concerns of the college.

School of Architecture

The School of Architecture offers a four-year undergraduate program leading to the bachelor of science degree in architecture, and a graduate program leading to the professional master of architecture. The undergraduate major in architecture is designed to minimize the time required to complete the curriculum leading to the professional degree. Students receive rigorous and comprehensive instruction from a faculty whose members are active in professional practice or research. Many faculty members have distinguished themselves across the professional spectrum and represent different approaches to architectural design. The B.S. degree in architecture will qualify graduates to pursue a career in any number of fields, such as construction, real estate development, public administration, or historic preservation, or to continue in graduate work in professional fields such as architecture, urban planning, or law.

College of Arts and Humanities

The College of Arts and Humanities embraces a heterogeneous group of disciplines, all of which value the development of critical thinking, fluent expression in writing and speech, sensitivity to ethical and aesthetic standards, and a complex understanding of history and culture. Preparation provides valuable background for careers in a broad range of fields.

College of Behavioral and Social Sciences

The College of Behavioral and Social Sciences is comprised of a diverse group of disciplines and fields of study all of which

emphasize a broad liberal arts education as the foundation for understanding the environmental, social and cultural forces that shape our world. Disciplines in the behavioral and social sciences use approaches that range from the scientific to the philosophical, from the experimental to the theoretical.

cur from infancy through adulthood in both school and non-school settings. The college's mission is to provide preparation for current and future teachers, counselors, administrators, educational specialists, and other related educational personnel, and to create and disseminate the knowledge needed by profes-

stretching from New York to Virginia — the nation's most populous region. But the college has a lot more than geography going for it. The National Assessment of Journalism Education by the Freedom Forum Media Studies Center at Columbia University designated the college one of "Eleven Exemplary Journalism schools" nationwide: those that surpass others in criteria including teaching, research, facilities and job placement.



COLLEGES AND SCHOOLS

Robert H. Smith School of Business

The Robert H. Smith School of Business recognizes the importance of education in business and management to economic, social, and professional development through profit and non-profit organizations at the local, regional, national and international levels. The faculty are scholars, teachers, and professional leaders with a commitment to superior education in business and management, specializing in accounting, finance, decision and information sciences, management science and statistics, management and organization, marketing, logistics and transportation, and business and public policy.

College of Computer, Mathematical, and Physical Sciences

The College of Computer, Mathematical, and Physical Sciences contributes very substantially and effectively to the research activities of the University of Maryland. This college is like a technical institute within a large university. Students majoring in any one of the disciplines encompassed by the college have the opportunity of obtaining an outstanding education in their field.

College of Education

The College of Education is a professional college committed to advancing the science and art of teaching/learning, including the practices and processes which oc-

A. James Clark School of Engineering

The mission of the Clark School of Engineering is to provide quality engineering education, with sufficient scope to include both fundamental and specialized engineering training, so that graduates are prepared to serve the current and emerging needs of society. In addition to its teaching role, the school feels a related responsibility to conduct strong research programs that contribute to the advancement of knowledge.

College of Health and Human Performance

The College of Health and Human Performance provides preparation leading to the bachelor of science degree in the following professional areas: physical education (K-12), health education (school and community), and family studies. The college also offers curricula in kinesiological sciences and safety education. In addition, each department offers a wide variety of courses for all university students.

College of Journalism

Located just nine miles from the nation's capital and 30 miles from the bustling commercial port of Baltimore, the College of Journalism is one of six comprehensive journalism schools in the 10 states

College of Library and Information Services

The College of Library and Information Services offers degree programs for individuals interested in careers in information services and management. At the master's level, students may specialize in several fields, including archival studies, geographic information systems, health information services, school library media services, and science and technology information systems.

College of Life Sciences

The College of Life Sciences offers educational opportunities for students in subject matters relating to living organisms and their interaction with one another and with the environment. Programs of study include those involving the most fundamental concepts of biological science and chemistry and the use of knowledge in daily life, as well as the application of economic and engineering principles in planning the improvement of life.

School of Public Affairs

The School of Public Affairs provides graduate-level, professional education to men and women interested in careers in public service. Five disciplines are emphasized: finance, statistics, economics, politics, and ethics. Students specialize in international security and economic policy, public sector financial management, environmental policy, or social policy.

UNIVERSITY INFORMATION

Founded	1807
Enrollment	33,006
President	C.D. Mote, Jr.
Address	College Park, MD 20742
Main Campus	301-405-1000
Web Site	www.umd.edu



University of Maryland

Did You Know?

- Maryland has top 20 ranked programs in engineering, computer science, physics, journalism, business, art history, economics, criminology, mathematics, oceanography, astronomy, education, agricultural economics and others.
- The University Honors Program was selected as one of the nation's nine best in *ARCO's Guide to Ivy League Programs at State School Prices*.
- The university collaborates with more than 280 businesses through its Maryland Industrial Partnerships program. The university's incubator has spawned 20 new companies; three have been recognized as among the fastest growing in the state.
- Maryland is the only university in the southeast quadrant of the United States to have both engineering and business programs ranked in the top 25 by *U.S. News and World Report*. The College of Education also ranks in the top 25.
- Maryland is in the top three of non-historically black institutions in number of African-Americans receiving bachelor's degrees.
- In a 1995 study, the Department of Criminology and Criminal Justice was rated the highest quality research program in the nation by the *Journal of Criminal Justice Education*.
- The College of Journalism was selected as one of two sites in the U.S. for the Hubert H. Humphrey Fellowship Program, and named one of the nation's top communications programs by the Gannett Center for Media Studies.
- Last year, faculty researchers at Maryland were awarded more than \$155 million in competitively funded research and development awards.
- No other university in the Mid-Atlantic Region has more top 20 graduate programs in computer, mathematical, physical sciences, and engineering disciplines than the University of Maryland, according to a recent analysis by the National Research Council.
- With more than 900 high technology firms in the three-county area of Montgomery, Prince George's and Frederick, the university has found abundant opportunity to extend its business and technology outreach programs to the region.
- The reputation of the School of Music promises to grow when the \$100 million Maryland Center for the Performing Arts opens in 2000.

More, Better Students Want to Go to Maryland

The University of Maryland projects another record-breaking year for the quality of admitted students. The number of applications, GPAs and SAT scores all were up from the same time last year.

For the last 10 years, the quality of students being admitted to the University of Maryland has risen steadily. Average GPAs for incoming freshmen have risen from just under 3.0 to a projected 3.69. SAT scores of the middle 50 percent have gone from 980-1,150 to a projected 1,170-1,340, and the number of students with SAT scores above 1,300 has increased from 234 to a projected 1,155.

The University of Maryland has the state's largest concentration of academically talented students, with more than one-third of them enrolled in the invitation-only Honors, Honors Humanities, College Park Scholar or Gemstone programs.

No Better Place To Be...

There is no better place to be than the University of Maryland. As *Washingtonian* magazine noted in its December, 1997 issue, "kids are turning down schools like Princeton and Virginia to go to College Park." With its top-ranked academic programs, nationally recognized faculty, diverse population and lush 1,580-acre campus located between Washington, D.C. and Baltimore, Md., it's no wonder the University of Maryland is a sought-after destination for some of the state's — and the country's — best and brightest students.

Attracting them are more than 100 majors and some of the highest-ranked programs in the country. For instance, in the 1999 *U.S. News and World Report* rankings of graduate schools, the Clark School of Engineering was ranked 17th in the nation, the School of Public Affairs was ranked 20th, and the College of Education placed 23rd. The Maryland School of Business was ranked 26th, and also was named one of the country's 25 best business schools for entrepreneurs by *Success* magazine. And, the university's School of Music was ranked 30th in the country in the first *U.S. News and World Report* reputational survey of arts programs since 1994.

For exceptional students seeking an exceptional education at the University of Maryland, College Park, there are a number of programs designed to enrich the learning experience. Among them are the Honors Program, ranked among the nine best in the country by *ARCO's Guide to Ivy League Programs at State School Prices*, College Park Scholars, which encourages students who share common intellectual interests to live and study together in 10 specialty areas, and the Gemstone Program, which links student teams from engineering, the humanities, business and the physical sciences in a four-year research project.

Supporting the research needs of students and faculty are some of the country's best research fa-

cilities. In 1994, the largest, most technically advanced research archives in the world — National Archives II — moved to College Park. In addition, just outside of College Park are the Library of Congress, the Smithsonian Institution and the National Libraries of Agriculture and Medicine, among others. The university itself has the most comprehensive library system in the area.

High tech, engineering and service industries thrive in proximity to the campus, offering a wide spectrum of internship and work-study opportunities that only a major metropolitan area can provide. The

Kennedy Center alone houses the National Symphony Orchestra, five performance stages, an opera company, and the American Film Institute. In Baltimore, one of the great ports of the world, the Inner Harbor has become a cultural magnet for thousands of tourists each year, offering the National Aquarium, the Maryland Science Center,

and other attractions.

Whether your focus is the sciences or the humanities, a small town atmosphere or a metropolitan feel, the University of Maryland, College Park offers a wide range of educational and cultural opportunities. There is no better place to be than the University of Maryland, College Park.



Give Me an M!






U N I V E R S I T Y O F M A R Y L A N D

President C.D. Mote Jr.

C. D. (Dan) Mote Jr took office as president in September 1998 with a clear vision for taking the University of Maryland down the home stretch to its destiny as one of America's great research universities.

Mote came to Maryland from the University of California at Berkeley, where he had earned all of his degrees, and where he had served in faculty and administration more than 30 years. He had most recently been vice chancellor for university relations.



In Maryland, he found a university already well on its way to achieving the greatness envisioned when the General Assembly declared it the flag-

ship institution of the University System of Maryland. Mote immediately took a leadership role on the Governor's Task Force on Governance, Coordination and Funding of the University System of Maryland to gain greater autonomy and flexibility for the university to pursue its goals. He followed that by working closely with state leaders to boost university funding for new programs, scholarships and faculty, gaining a 10 percent appropriations increase in his first year.

UNIVERSITY SYSTEM OF MARYLAND

Dr. Donald N. Langenberg, Chancellor
 Dr. George L. Marx, Vice Chancellor for Academic Affairs
 Joseph F. Vivona, Vice Chancellor for Admin. and Finance
 John K. Martin, Vice Chancellor for Advancement

BOARD OF REGENTS

Nathan A. Chapman, Jr., President
 Adm. Charles R. Larson, USN (Ret.), Vice Chairman
 Steny H. Hoyer, Secretary
 Louise Michaux Gonzales, Treasurer
 Lillian Hobson Lincoln, Assistant Secretary
 Michael C. Gelman, Assistant Treasurer
 Andrew D. Miller, Student Regent
 Lance W. Billingsley
 Edwin S. Crawford
 Thomas B. Finan, Jr.
 Harry R. Hughes
 Leronia A. Josey
 Clifford Kendall
 Jeong H. Kim
 David H. Nevins
 Henry A. Virts, ex officio (St. Mary's County)
 William T. Wood

UNIVERSITY ADMINISTRATION

Dr. Clayton Daniel "Dan" Mote, Jr., President
 Dr. Marie Davidson, Chief of Staff, President's Office
 Dr. J. Terrance Roach, Exec. Assistant to the President
 Dr. Gregory L. Geoffroy, Sr. Vice President for Academic Affairs, Provost
 Dr. Charles F. Sturtz, Vice President for Admin. Affairs
 Dr. William L. Thomas, Jr., Vice President for Student Affairs
 Dr. William Destler, Vice President of Research
 Brodie Remington, Vice President for University Relations

When the legislature had finished its work for the year, Mote spelled out in his inauguration address his vision of Maryland as a great research university, where teaching and research are "inseparable." In this plan, the faculty creates a culture of excellence that permeates the university, student success is the center of all activity, and the extended Maryland family of alumni and friends grows rich in pride and tradition.

In his inaugural address, Mote observed that "a decade ago, we dreamed the impossible - the great research university. Then we sought the improbable - the great research university. Soon we will grasp the inevitable - the great research university."

High achievement has been Dan Mote's life, from his student days at the University of California through his years as an outstanding teacher and world-renowned researcher and his leadership of a highly successful capital campaign at Berkeley. He arrived in College Park determined to continue the same level of achievement in his new post.

After earning his doctorate in engineering mechanics from Berkeley in 1963, Mote spent a year as a research fellow at the University of Birmingham in England, then three years as assistant professor of mechanical engineering at the Carnegie Institute of Technology in Pittsburgh before returning to Berkeley in 1967. There he stayed for more than 30 years before coming to Maryland. He was promoted to professor in 1973.

Mote served two terms as vice chair of mechanical engineering and served as chair from 1987 to 1991. At that time, he was appointed to the endowed FANUC Chair in mechanical systems, in addition to being named vice chancellor for university relations, the post he held until accepting the presidency at Maryland in 1998. Mote has participated with distinction in every phase of the academic enterprise, including classroom teaching, working with students, basic research, applied research and service to the university and the community.

Much respected by his students, Mote earned the 1971 Distinguished Teaching Award and the 1975 Pi Tau Sigma Excellence in Teaching Award for the University of California. He has supervised the research of more than 50 doctoral students, including several who are still in progress, and more than 60 master's theses. He has continued teaching and supervising graduate students even during his administrative assignments, and several of his graduate students from Berkeley commute to Maryland to meet with him as they finish their dissertations. Mote has stated his intention to teach and work with graduate students at Maryland as well.

Mote's research activities have focused on dynamic systems, instrumentation, vibration and biomechanics. He has achieved international recognition for his work on the stability of gyroscopic systems, including high-speed translating and rotating systems



such as circular and band saws, computer memory disks and tapes. He also has researched the biomechanics of skiing injuries and the development of safer ski bindings. His research has resulted in more than 300 scholarly publications as well as patents in the United States, Norway, Finland and Sweden.

He was elected to the prestigious National Academy of Engineering in 1988, and in that same year was awarded the Humboldt Prize by the Federal Republic of Germany. In 1991, the Japan Society for the Promotion of Science awarded him a fellowship.

In 1992, he conceived, designed and implemented a \$1.1 billion comprehensive capital campaign, which has exceeded \$1 billion to date.

During Mote's first year at Maryland, the university's ongoing capital campaign, *Bold Vision • Bright Future*, passed the half-way point more than four months ahead of schedule and recorded an all-time record for one month with more than \$29 million raised in April 1999. The April figure included two gifts totaling \$23 million that were given in part to celebrate his inauguration.

But Mote has said repeatedly that development and capital campaigns are not principally about raising money.

"They are about the university building relationships with its alumni and friends of the university through the quality people and quality programs on campus. If we succeed in building authentic relationships, fund-raising happens as naturally as the women's lacrosse team scores a goal."

Mote and his wife Patsy live in the President's Residence on the College Park campus. They have two grown children and four grandchildren.



U N I V E R S I T Y O F M A R Y L A N D

Athletic Director Deborah A. Yow

Yow to assume presidency of NACDA in July 2000

Dr. Deborah A. Yow has led Terrapin athletics to balanced budgets, high levels of productivity and achievement and a vigorous commitment to excellence throughout its operations. She is beginning her sixth year as Maryland's director of athletics.

Since taking over at Maryland in 1994, she and her staff have:



- Transformed Terrapin athletics into a responsive, goal-oriented organization
- Balanced all five of the more than \$25 million annual budgets (the first balanced budgets for the Terrapins in 10 years)
- Improved graduation rates for student-athletes, above that of the general student population, in three of those five years

• Led the Terrapins to a national all-sports ranking in the upper 10 percent of all NCAA Division I schools

• Reorganized and upgraded marketing and fundraising efforts on behalf of Terrapin athletics. As a result, private gifts to athletics have increased 85% and corporate sponsorship revenues have increased by 270% during her tenure at Maryland.

• Implemented a strategic management model.

• Paid off \$7 million in operating debt accrued before her arrival in 1994.

• Developed a comprehensive internet strategy with management, marketing and fundraising applications.

• Significantly improved customer service in every area.

Regarding the many achievements of Terrapin athletics over the past five years, Debbie Yow says, "We are pleased, but we are not satisfied. Our vision is to be one of the top 10 programs in the nation consistently. We see no reason to settle for less."

Yow is known for her goal-oriented and proactive management style. She consistently inspires and challenges those around her to "raise our sights and sharpen our tools to work hard and work smart to recognize that our only limitations are those that we place upon ourselves." As a manager and leader, she clearly models these principles.

Dr. Yow is a member of the NCAA Management Council and the NCAA Division I Budget Committee. In addition, she will become president of the National Association of Collegiate Directors of Athletics in July 2000, and was recently singled out by *Street & Smith Sports Business Journal* as one of the leading athletic administrators in the U.S.

A former basketball coach, she began her coaching career at the high school level in North Carolina before taking over as head women's coach at the University of Kentucky in 1976. She also achieved an outstand-

ing coaching record as head coach at the University of Florida. She later moved into athletic administration at the University of Florida and the University of North Carolina-Greensboro, followed by a highly successful tenure as A.D. at Saint Louis University.

She has authored numerous articles and books on athletics, management, and human behavior, and is a respected leader in intercollegiate athletics in the United States.

Reflecting on the status of the Terrapin men's basketball program, Maryland's director of athletics points out, "Our men's basketball team has been a very important part of our emergence as a nationally prominent athletics program. Coach Williams, his staff, and team have stepped up to another level with our six consecutive NCAA Tournament appearances — one of only two such programs in the Atlantic Coast Conference and one of only 10 nationally. Under Gary's leadership, this has become an elite men's basketball team in the NCAA."

Summing up the entire Terrapin athletic program, Yow recently observed, "We have the finest student-athletes, coaches, support staff and administrative team in America. It is because of their courage, hard work and cooperative spirit that we now have a strong, viable athletic program. I am immensely proud of each of them. I am equally proud of our Terrapin fans who buy tickets and our Terrapin Club members who faithfully support the Maryland athletic program with their donations for scholarships, and the Maryland Educational Foundation and M Club members who serve and give liberally. We have a great Terrapin family. That is the foundation for all of our successes — and the basis for our bright future."



SEARS DIRECTORS' CUP

Since Deborah A. Yow took over the Maryland athletic department reins in 1994-95, here is a look at how the Terps have progressed in the Sears Directors' Cup, the national all-sports ranking measuring athletic competitiveness.

1994-95	57th	1997-98	19th
1995-96	36th	1998-99	24th
1996-97	32nd		

NATIONAL RANKINGS

Maryland's national Top 25 rankings in 1998-99

Sport	Highest	Final
Basketball (Men's) ..	2nd	5th
Lacrosse (Men's)	5th	11th
Lacrosse (Women's)	1st	1st
Field Hockey	6th	6th
Golf	6th	31st
Gymnastics	8th	14th
Indoor Track (Women's)	5th	13th
Outdoor Track (Women's)	13th	25th
Softball	12th	12th
Soccer (Men's)	4th	11th
Soccer (Women's)	13th	---
Swimming (Women's)	24th	24th

POSTSEASON ACTION

Team	Result
Basketball (Men's)	NCAA Sweet 16
Field Hockey	NCAA Quarterfinals
Golf	NCAA Regionals
Gymnastics	NCAA Southeast Regional
Lacrosse (Women's)	NCAA Champion
Soccer (Men's)	NCAA Final Four
Soccer (Women's)	NCAA 2nd Round
Softball	NCAA Regionals
Tennis (Women's)	NCAA Regionals

Terp Individuals in NCAA Postseason Play

Team	NCAA Participants
Gymnastics	Gillian Cote
Gymnastics	Laura Moon
Swimming (Men's)	Kevin Burke
Swimming (Women's)	Kim Piotro
Swimming (Women's)	Sarah Solomon
Swimming (Women's)	Katy Novotny
Swimming (Women's)	Kelly Bowman
Tennis (Women's)	Lorraine Bittles
Tennis (Women's)	Meg Griffitt
Indoor Track (Women's)	Candyce DeLoatch
Wrestling	Brandon York



U N I V E R S I T Y O F M A R Y L A N D

Athletic Administration

Rob Mullens



**Sr. Associate A.D./
Internal
Operations**

Rob Mullens, who joined the Terps' staff as assistant athletic director for business in the summer of 1996, was elevated to associate athletic director for administration in January 1999 and to senior associate athletic director for internal operations in February 1999.

Mullens assists the athletic director with the overall administration of the athletic department's internal operations in addition to assisting with the operation of football and men's basketball. He also oversees the supervision of 15 sports and is responsible for overseeing the business office, ticket office, facilities and operations, and the computer systems analyst.


As the chief financial officer, Mullens is directly responsible for the department's \$25 million annual budget.

Mullens graduated cum laude in 1991 from West Virginia with a degree in business administration. He earned a master's degree in sport management at West Virginia in 1993. Prior to his appointment at Maryland, he was senior business manager and the chief budget officer for the University of Miami (Fla.) athletic department (1994-96).

His background in athletics includes serving as an intern for the senior associate director of athletics at Kentucky (1993) and as a graduate assistant to the assistant athletic director for business at West Virginia (1992-93). Prior to pursuing a career in athletics, Mullens worked for the accounting firm Ernst and Young.

He is married to the former Jane Pearson, who is the Terrapins' assistant athletic director for compliance.

Joe Hull



**Associate A.D./
External
Relations**

Joe Hull joined the University of Maryland athletic staff as associate athletic director for external relations in December 1997 following 12 years in various athletic fund-raising, ticketing and marketing capacities at North Carolina State University.

At Maryland, Hull oversees all fund-raising efforts for the Terrapins' athletic program, including the Terrapin Club, M Club, Maryland Educational Foundation, and major gift fund-raising office.

In addition, Hull serves as the point person for the university's proposed new arena project. His duties relevant to the arena process include coordinating the efforts to find a naming gift or sponsorship, designing and managing a capital campaign to help fund arena construction, and working with the architects, construction manager and Maryland Stadium Authority to design and build the arena.

Prior to his arrival in College Park, he was associate director of the NC State Student Aid Association (Wolfpack Club), which raises more than \$6 million annually for athletic scholarships from its more than 11,000 members/contributors. The Wolfpack Club also was responsible for raising more than \$50 million for the construction of a 20,000-seat sports arena.

Hull earned his bachelor's degree in business management from North Carolina State University in 1978, a law degree from Campbell University in 1981 and a master's in sports administration from Ohio University in 1985.

His wife, JoAnn, formerly served as an assistant attorney general for the state of North Carolina. They have two children, Josie (8) and Josiah (5).

Dave Haglund



**Associate A.D./
Media
Relations**

Dave Haglund joined the University of Maryland athletic staff in January of 1998 following a 16-year career in the sports information office at Fresno State University. At Maryland he serves as the administrative head of the Terrapins' media relations unit, overseeing the development and implementation of initiatives to provide publicity for the university's 25 varsity sports and more than 600 student-athletes.

He was promoted to associate athletic director in February 1999 and assumed responsibilities as sport supervisor for men's and women's lacrosse and men's and women's swimming.

A 1981 graduate of Oregon State University, Haglund began his sports information career as an assistant SID at Fresno State in 1981 and was elevated to sports information director in 1996. During the course of his career at Fresno State, he served as the primary contact person for the Bulldogs' nationally ranked Division I football, basketball, baseball and soccer programs. Fresno State led the nation in attendance in baseball, soccer and softball and was among the West Coast leaders in attendance in men's basketball during his time at the central California school. He also served as information director of the California Bowl (1982-83) for two years.

Haglund and his wife, Cindy, are the parents of two children: Samantha (6) and Matthew (4).

Kathleen Worthington



**Associate A.D./
Internal
Operations**

Kathleen Worthington was named associate athletic director for internal operations in May and assumed her responsibilities in July. She comes to Maryland from Morehead State University, where she had served as associate A.D. since February 1998 after spending two years as an assistant athletic director.


At Maryland, Worthington is responsible for supervision of baseball, volleyball, women's basketball, women's gymnastics, men's and women's track, and men's and women's cross country. She also oversees the sports medicine and strength and conditioning units in addition to managing ACC and NCAA tournaments hosted by the university.

During her time at Morehead State, her primary focus was business operations, compliance, policy development, external relations and strategic planning. Prior to Morehead State, Worthington spent two years as the assistant to the AD at the University of Wisconsin-LaCrosse.

She also has served as a marketing and media relations specialist and as director of athletics and community youth programs for Catholic Charities, Eastern Region, in New York state.

She earned her bachelor's degree in mass communications from the College of Notre Dame in Maryland in 1985. She earned a master's degree in public relations from Syracuse and a master's in athletics administration from Wisconsin-LaCrosse.

She was inducted into College of Notre Dame's Athletic Hall of Fame in 1997.



U N I V E R S I T Y O F M A R Y L A N D

Athletic Administration

Curt Callahan



**Assistant A.D./
Operations &
Facilities**

Curt Callahan, a veteran member of the Terrapins' athletic staff, is in his 11th season overseeing Maryland's athletic operations and facilities and his 21st as an assistant wrestling coach. He was named the department's facilities coordinator in 1989 and was elevated to assistant athletic director in 1997.

As the key contact person on operations and facilities, Callahan manages the department's vast athletic complex, including Byrd Stadium and Cole Field House. In recent years, he played an instrumental role in three major building projects: the upper deck addition to Byrd Stadium, the construction of the Gossett Football Team House, and the completion of the James H. Kehoe Track and Field Facility and Ludwig Soccer Field. His game management responsibilities have included overseeing numerous NCAA lacrosse tournaments held in College Park.

His tenure at the university dates to his undergraduate days as a wrestler in the late 1960s, when he played an integral role in the Terps winning four consecutive ACC wrestling championships. Callahan was a two-time conference champion, winning individual titles in 1969 and '70. He was 22-1 as a junior, his only loss coming to NCAA and eventual Olympic champion Dan Gable of Iowa.

Callahan was a two-time qualifier to the U.S. Olympic Trials, reaching the finals in 1972 and '76. In both years, he finished fourth nationally in Greco-Roman at 149.5 pounds.

His wife's name is Sandy.

Demetrius Marlowe



**Assistant A.D./
Academic Support
& Career Dev.**

Demetrius Marlowe is in his third year as assistant athletic director for academic support and career development. Marlowe oversees and directs the academic support unit for all student-athletes, and is developing career development initiatives for all of Maryland's student-athletes as part of a comprehensive life-skills program.

Marlowe came to Maryland from Syracuse University, where he served as the academic coordinator for football for three years. At Syracuse, he was responsible for all academic support services for the football program. His duties included the development, implementation and evaluation of pre-season orientations, study tables and tutorial services, the development and monitoring of continuing eligibility, and academic progress toward degree processes.

In addition, his contribution to Syracuse University led to one of the country's first NCAA/CHAMPS Life Skills programs for student-athletes. He also worked as an academic counselor at the University of Notre Dame.

Marlowe has worked in an environment which sustained a student-athlete graduation rate of 85 percent, and he has been described as one of the "most innovative leaders in forwarding the mission of the National Association of Academic Advisors for Athletes."

He and his wife, Alison, have three children. Janay Miller (12), Shay (14) and Samuel (3).

Jane Mullens



**Assistant A.D./
Compliance
SWA**

Jane Mullens was named assistant athletic director for compliance in May 1998 after spending the previous two years as the department's compliance coordinator.

She serves as the department's senior level manager in NCAA compliance and certification matters related to recruiting, eligibility, financial aid and rules education.

In February 1999, she was promoted to senior women's administrator. Her responsibilities were expanded to include the supervision of four sports programs: softball, field hockey and men's and women's tennis.

Mullens earned a bachelor's degree from Western Washington University in 1992 and a master's in sport management from University of Miami (Fla.) in 1994.

She was an assistant in the compliance office at Miami in 1995 before being promoted to compliance coordinator in January 1996. As compliance coordinator for the Hurricanes, she was responsible for creating and implementing a rules-education program and creating and monitoring documentation related to recruiting, eligibility, financial aid and rules education.

She was named to a similar position at the University of Maryland in July 1996. She began her career in athletic compliance as an intern at Miami in 1994.

She is married to Rob Mullens, Maryland's senior associate athletic director for internal operations.

Charles Wellford



**Faculty
Athletic
Representative**


Dr. Charles F. Wellford, acting associate provost and dean of the Office of Continuing Education, is in his fourth year as the University of Maryland's faculty athletic representative. Dr. Wellford also serves as the director of the University of Maryland Center for Applied Policy Studies, the Maryland Justice Analysis Center and is a professor of criminology and criminal justice.

He was elected president of the Atlantic Coast Conference for the 1999-2000 academic year, and currently chairs the University of Maryland's Athletic Council. He previously served on the Athletic Council from 1986-89 and 1992-95.

At the University of Maryland, Dr. Wellford has been involved in a variety of efforts. He was chair of the department of criminology and criminal justice from 1981-95 and was the director of the office of academic computing services from 1992-98. He is chair of the law and justice committee and the National Academy of Sciences.

He serves on numerous state and federal advisory boards and commissions, and is a past (1995-96) president of the American Society of Criminology (ASC).

Dr. Wellford received his bachelor's and master's degrees from the University of Maryland and his Ph.D. from the University of Pennsylvania.



U N I V E R S I T Y O F M A R Y L A N D

Athletic Administrative Staff

ADMINISTRATION



Joyce Taylor
Executive
Administrative
Assistant



Michael Lipitz
Executive
Assistant to the
Athletic Director



Lisa Lepore
Director of
Personnel
Services



Rich McGill
Director of
Marketing



Wendy McReynolds
Assistant Director
of Marketing



Michelle Goozman
Assistant Director
of Marketing



Kurt Daniels
Marketing
Assistant

MARKETING

BUSINESS OFFICE



Lisa Peterson
Business Manager



Will Daly
Assistant
Business Manager



Lisa Packett
Systems Analyst



Phyllis Wallace
Office Supervisor



Karen White
Payroll Coordinator



Lori Panko
Administrative
Assistant



Amy Skarbek
Asst. Compliance
Coordinator

COMPLIANCE

TICKET OFFICE



Jack Zane
Director, Ticket
Operations



Wendy Brown
Ticket Manager



Greg Schiller
Associate Ticket
Manager



Debbie Russell
Assistant Ticket
Manager



Eloise Jones
Assistant Ticket
Manager

FACILITIES & OPERATIONS




Gary Parker
Assistant Director,
Operations &
Facilities



Greg Smith
Assistant Director,
Operations &
Facilities

ATHLETIC DEPARTMENT INDEX

Athletic Director Deborah A. Yow	161
Athletic Administration	162
Academic Support and Career Development	166
Coaches	165
Major Gifts and Fundraising	169
M Club	169
Media Relations	178
Sports Medicine	44
Strength & Conditioning	170
Terrapin Club	168



U N I V E R S I T Y O F M A R Y L A N D

Athletic Directory

Coaches' Directory

ATHLETIC DIRECTOR

Executive Administrative Assistant
 Executive Assistant to the Athletic Director
 Senior Assoc. Athletic Director Internal Operations
 Administrative Assistant
 Associate Athletic Director Internal Operations
 Director of Personnel Services

Deborah A. Yow 314-7075
 Joyce Taylor 314-7075
 Michael Lipitz 314-7171
 Rob Mullens 314-7046
 Vicki Spinelli 314-8678
 Kathleen Worthington 314-7078
 Lisa Lepore 314-1967

ACADEMIC SUPPORT & CAREER DEVELOPMENT

Asst. AD Academic Support & Career Development
 Associate Director for Academic Support & Career Dev
 Asst. Director for Academic Support & Career Dev
 Asst. Director for Academic Support & Career Dev
 Academic Counselor for Academic Support & Career Dev
 Asst. Acad. Counselor for Academic Support & Career Dev
 Academic Support Coordinator
 Administrative Assistant

Demetrius Marlowe 314-7040
 Karen Schiferl 314-7039
 Heather Arianna 314-7057
 Donald Pearman 314-7042
 Anton Goff 314-7038
 Ryan Rezzelle 314-9291
 Kathy Fontaine 314-9662
 Chirice Cade 314-7043

ADVANCEMENT

Assoc. Athletic Director External Operations
 Administrative Assistant
 Director of Development
 Director of M Club
 Administrative Assistant
 Executive Director of Terrapin Club
 Assistant Director of Terrapin Club
 Gift Processor
 Development Assistant
 Administrative Assistant

Joe Hull 314-7035
 Helen Pickett 314-7035
 Cheryl Harrison 405-0729
 David Diehl 314-5372
 Dotti Warren 314-7020
 Andrew Plenn 314-7019
 Julie Potter 314-7077
 Wendy Wong 314-7052
 Israel Gersten 314-8626
 Dana Delaney 314-7020

BUSINESS

Business Manager
 Assistant Business Manager
 Systems Analyst
 Office Supervisor
 Payroll Coordinator
 Administrative Assistant

Lisa Peterson 314-7048
 Will Daly 405-0572
 Lisa Packett 314-7049
 Phyllis Wallace 314-7050
 Karen White 314-9532
 Lori Panko 314-9214

COMPLIANCE

Asst. Athletic Director Compliance SWA
 Director of Compliance
 Assistant Compliance Coordinator

Jane Mullens 314-7258
 Chad Carlton 314-8325
 Amy Skarbek 314-7081

MARKETING

Marketing Director
 Assistant Marketing Director
 Assistant Marketing Director
 Marketing Assistant
 Administrative Assistant

Rich McGill 314-7072
 Wendy McReynolds 314-5252
 Michelle Goozman 314-7071
 Kurt Daniels 314-1517
 Shirley Smith 314-7072

MEDIA RELATIONS

Associate Athletic Director Media Relations
 Associate Media Relations Director
 Assistant Media Relations Director
 Assistant Media Relations Director
 Publications Coordinator Asst. Media Relations Dir
 Media Relations Coordinator
 Media Relations Staff Assistant

Dave Haglund 314-7064
 Kevin Messenger 314-7066
 Stephanie Mociun 314-7063
 Chuck Walsh 314-7065
 Jason Yellin 314-7062
 Jennifer Mason 314-7064
 David O'Brian 314-7068

OPERATIONS & FACILITIES

Assistant Athletic Director Operations & Facilities
 Assistant Director of Operations
 Assistant Director of Operations
 Administrative Assistant

Curt Callahan 314-7126
 Gary Parker 314-7127
 Greg Smith 314-7128
 Patty Benfield 314-7126

SPORTS MEDICINE

Head Trainer
 Assistant Trainer
 Assistant Trainer
 Assistant Trainer
 Assistant Trainer
 Assistant Trainer

Sandy Worth 314-9905
 Brant Berkstresser 314-9906
 J.J. Bush 314-7132
 Matthew Charvat 314-9901
 Phyllis Sanders 314-7137
 Bill Saylor 314-7113

STRENGTH & CONDITIONING

Strength & Conditioning Coach
 Assistant Strength & Conditioning Coach
 Assistant Strength & Conditioning Coach
 Assistant Strength & Conditioning Coach

Dwight Galt 314-9927
 Barry Kagan 314-9927
 Damian Stephens 314-9927
 Corliss White 314-9927

TICKET OFFICE

Director of Ticket Operations
 Ticket Manager
 Associate Ticket Manager
 Assistant Ticket Manager
 Assistant Ticket Manager

Jack Zane 314-7083
 Wendy Brown 405-9273
 Greg Schiller 314-7095
 Eloise Jones 314-7084
 Debbie Russell 314-7085

Baseball

Tom Bradley, Head Coach 314-7122

Women's Basketball

Chris Weller, Head Coach 314-1747

Men's & Women's Cross Country

Dan Rincon 314-7457

Field Hockey

Missy Meharg, Head Coach 314-7006

Football

Ron Vanderlinden, Head Coach 314-7096

Men's Golf

Tom Hanna, Head Coach 403-8157

Women's Golf

Jason Rodenhaver, Head Coach 403-4181

Gymnastics

Bob Nelligan, Head Coach 314-7007

Men's Lacrosse

Dick Edell, Head Coach 314-7117

Women's Lacrosse

Cindy Timchal, Head Coach 314-4173

Men's Soccer

Sasho Cirovski, Head Coach 314-4161

Women's Soccer

Shannon Cirovski, Head Coach 314-7054

Softball

Gina LaMandre, Head Coach 405-0521

Men's & Women's Swimming

Jim Wenhold, Head Coach 314-7031

Men's and Women's Tennis

Jim Laitta, Head Coach 314-7131

Men's and Women's Track

Bill Goodman, Head Coach 314-7457

Volleyball

Janice Kruger, Head Coach 314-9839

Wrestling

John McHugh, Head Coach 314-7134



Tom Bradley
Baseball



Sasho Cirovski
Men's Soccer



Shannon Cirovski
Women's Soccer



Dick Edell
Men's Lacrosse



Bill Goodman
Track & Field



Tom Hanna
Men's Golf



Janice Kruger
Volleyball



Jim Laitta
Tennis



Gina LaMandre
Softball



Missy Meharg
Field Hockey



John McHugh
Wrestling



Bob Nelligan
Gymnastics



Dan Rincon
Cross Country



Jason Rodenhaver
Women's Golf



Cindy Timchal
Women's Lacrosse



Ron Vanderlinden
Football



Chris Weller
Women's Basketball



Jim Wenhold
Swimming



Gary Williams
Men's Basketball



U N I V E R S I T Y O F M A R Y L A N D

Academic Support

The University of Maryland considers intercollegiate athletics an integral part of the collegiate experience. Its existence provides an opportunity for students, faculty, alumni and students to share in the life of intercollegiate athletics.

The Department of Intercollegiate Athletics strives to achieve the same standards of excellence in its athletics program as exist within the university's teaching, research and public service programs. The department embraces the concept that the student-athlete is first and foremost a student, possessing academic abilities, personal interests and ambitions comparable to those of the other members of the student body.

The mission of the Academic Support and Career Development Unit, headed by assistant athletic director Demetrius Marlowe, is to provide quality developmental programs and need-based services that enhance the academic progress, facilitate the career development, and encourage the psychosocial growth of every student-athlete.

The recently remodeled Gossett Academic Support and Career Development Center for Terrapin Student-Athletes, named for long-time Terp supporters Barry and Mary Gossett, is housed in Cole Field House. It features a 24-station computer lab, study table room, tutorial room, and individual offices for five full-time counselors, an academic support coordinator, and two graduate assistants. In addition, an academic counselor and an auxiliary computer lab are housed in the Gossett Football Team House at Byrd Stadium.

Programs and services offered by the Academic Support and Career Development Unit include the following



Men's basketball academic counselor Anton Goff working with Lonny Baxter.

- Prospective student-athlete orientation
- Academic counseling
- Academic planning
- Academic monitoring
- Academic record keeping
- Academic, personal, and career development enhancement programs
- Structured study table
- Tutorial support
- Computer skills development
- Peer mentor program
- Career development program

nesses around the region, prospective employers are introduced to our graduating student-athletes with resume information relative to academic, career and personal achievements.

Terp Choices

Terp Choices is a program designed to guide student-athletes by orienting, supporting and increasing awareness of the relevant issues pertaining to student-athletes in today's world. The focus of the program is making personal choices and how they may affect an entire team, not just a single individual. Education and interactive workshops are presented to the athletic team and are led by student educators.



Goff working with Matt Hahn.

MAPS Directory

This directory, the Maryland Athletes Placement Source, is produced annually by the Department of Intercollegiate Athletics. It is intended to assist graduating Terrapin student-athletes as they begin their professional careers.


Distributed to more than 1,000 corporations and busi-

The Mentorship Program

The Terrapin Career Mentorship program involves an alumni-based group of individuals who are interested in working with graduating student-athletes. The mentors aid students through the process of making the transition from college to the work world. Attempts are made to match the individual student-athlete with a mentor from the same field of interest. Mentors are asked to assist the student-athlete in preparing the necessary tools to make him or her a more competitive job seeker.

Internship Program

The Internship Program is offered every spring to student-athletes who have earned 40 and 80 credits. The goal is to secure local summer internships for all interested student-athletes in an appropriate field of study.



U N I V E R S I T Y O F M A R Y L A N D
Career Information Fairs

Career Awareness in Academic Support is expanding to include a variety of programs for student-athletes throughout the semester. Career awareness is an ongoing process and includes assistance with resume writing and interview skills. The end of the semester brings a career awareness fair which hosts a number of professionals with whom student-athletes can learn about career interests and planning. Unlike typical job fairs, the purpose of this program is to allow student-athletes to explore multiple career opportunities by speaking directly to individuals in their chosen area of interest.

Student-Athlete Advisory Council

The Student-Athlete Advisory Council consists of representatives from each varsity sport and meets on a regular basis with representatives from the athletic administration. The main purpose of the council is to provide the student-athletes and administration a forum for dialogue. The most important function is to express issues and concerns of the student-athlete population and to have the administration address these issues in the best way possible. Discussions between the student-athletes and the administration are vital to the success of the council and the athletic department.

Support Staff

Anton Goff, an assistant director in the Academic Support and Career Development Unit, is in his second season as the academic counselor for the men's basketball team. Previously, Goff was an academic counselor for football and men's basketball at Kent State University from 1995-98.

Goff received his bachelor's degree in administration of justice from Virginia Commonwealth in 1991 and his master's from VCU in the same area in 1994. He is currently pursuing his doctorate in education administration with a minor in sports administration. He serves as the advisor to the Student-Athlete Advisory Council and coordinates all of the community service efforts for the Department of Athletics.

A S C D U S T A F F



Demetrius Marlowe
Assistant A.D.



Karen Schiferl
Associate Director



Heather Arianna
Asst. Director



Donald Pearman
Asst. Director



Anton Goff
Academic Counselor



Ryan Rezzelle
Asst. Acad. Counselor



Katherine Fontaine
ASU Coordinator



Chirice Cade
Admin. Assistant

U N D E R G R A D U A T E P R O G R A M S O F S T U D Y

COLLEGE OF AGRICULTURE AND NATURAL RESOURCES

- Agricultural and Resource Economics
- Agriculture/Veterinary (combined)
- Animal Sciences
- Biological Resources Engineering
- Conservation of Soil, Water, and Environment
- Crop Science
- Dietetics
- Environmental Science and Policy
- Food Science
- General Agricultural Sciences
- Horticulture
- Landscape Architecture
- Natural Resources Management
- Nutritional Science
- Turf and Urban Agronomy

SCHOOL OF ARCHITECTURE

COLLEGE OF ARTS AND HUMANITIES

- American Studies
- Art
- Art History and Archaeology
- Chinese
- Classics
- Dance
- English Language and Literature
- French Language and Literature
- Germanic Studies
- History
- Italian Language and Literature
- Japanese
- Jewish Studies
- Linguistics
- Music/Music Performance
- Philosophy
- Romance Languages
- Russian Area Studies
- Russian Language and Literature
- Spanish Language and Literature
- Speech Communication
- Theatre
- Women's Studies

COLLEGE OF BEHAVIORAL AND SOCIAL SCIENCES

- Afro-American Studies
- Anthropology
- Criminology and Criminal Justice
- Economics
- Environmental Science and Policy
- Geography

- Government and Politics
- Hearing and Speech Sciences
- Psychology
- Sociology

THE ROBERT H. SMITH SCHOOL OF BUSINESS

- Accounting
- Business/Law
- Finance
- General Business and Management
- Logistics and Transportation
- Management and Organization
- Management Science and Statistics
- Marketing
- Personnel and Labor Relations
- Production Management
- Transportation, Business and Public Policy

COLLEGE OF COMPUTER, MATHEMATICAL, AND PHYSICAL SCIENCES

- Astronomy
- Computer Engineering
- Computer Science
- Environmental Science and Policy
- Geology
- Mathematics
- Physical Sciences
- Physics

COLLEGE OF EDUCATION

- Early Childhood Education
- Elementary Education
- Secondary Education
 - Art
 - English
 - Foreign Language
 - Mathematics
 - Music
 - Science
 - Social Studies
 - Speech and English
 - Theatre and English
- Special Education

A. JAMES CLARK SCHOOL OF ENGINEERING

- Aerospace Engineering
- Biological Resources Engineering
- Chemical Engineering
- Civil Engineering
- Computer Engineering
- Electrical Engineering
- Engineering (B.S. in)

- Environmental Science and Policy
- Fire Protection Engineering
- Materials and Nuclear Engineering
- Mechanical Engineering

COLLEGE OF HEALTH AND HUMAN PERFORMANCE

- Family Studies
- Health Education
- Kinesiological Sciences
- Kinesiology

COLLEGE OF JOURNALISM

COLLEGE OF LIFE SCIENCES

- Biochemistry
- Biological Sciences
- Biology
- Cell Biology and Molecular Genetics
- Environmental Science and Policy

UNDERGRADUATE STUDIES

- College Park Scholars
- Division of Letters and Sciences
- Individual Studies Program
- Law and Health Professions
 - Pre-Dental Hygiene
 - Pre-Dentistry
 - Pre-Law
 - Pre-Medical Technology
 - Pre-Medicine
 - Pre-Nursing
 - Pre-Optometry
 - Pre-Osteopathic Medicine
 - Pre-Pharmacy
 - Pre-Physical Therapy
 - Pre-Podiatric Medicine
 - Pre-Veterinary Medicine
- University Honors Program
- Gemstone
- Honors Humanities

CAMPUS-WIDE CERTIFICATES

- Afro-American Studies
- East Asian Studies
- Latin-American Studies
- Science, Technology, and Society
- Women's Studies

MULTI-COLLEGE PROGRAMS

- Computer Engineering (CMPS, ENCR)
- Environmental Science and Policy



U N I V E R S I T Y O F M A R Y L A N D

Terrapin Club

Providing Scholarships for Today's Student-Athletes

What is the Terrapin Club?

As the scholarship fund-raising arm of the athletic department, the Terrapin Club is composed of approximately 4,500 members who contribute money annually to help pay the scholarship costs of our student-athletes. For many student-athletes, scholarships are the only means available to continue their education, for others, scholarships provide the opportunity to compete at the highest level of athletic competition in America's premier conference, the Atlantic Coast Conference

With nearly 600 student-athletes, 400 of whom benefit from scholarship support, the scholarship bill for the coming year is approximately \$4.5 million. For the fiscal year that ended June 30, 1999, the Terrapin Club contributed approximately \$2.9 million toward scholarships



pository for scholarship money) qualifies for most charitable matching gift programs. Please contact your employer to see if you are eligible for a matching gift program.

Is My Donation Tax Deductible?

Current federal income tax laws allow a charitable deduction of 80 percent of a contribution to an educational institution, when the result of such a contribution is seating rights for athletic events. Please consult your individual tax advisor for additional information.

How is My Seat Location Determined?

Ticket assignments for football and basketball and all special events (the ACC Tournament, bowl games, etc.) are based on a point system designed to reward loyalty and total dollar contributions. Terpoints also are awarded for consecutive years of participation and referrals of new members.

How Much Should I Contribute?

As a Terrapin Club member, you can contribute the minimum of \$125 or any higher amount. Your benefits of membership, however, do vary depending on your level and amount of contribution. The Terrapin Club is composed of seven levels of membership, ranging from the Top Terp level, where members contribute at least \$10,000 per year, to the Silver level, where members contribute \$125 per year.

What Benefits Do I Receive for Being a Member?

Members of the Terrapin Club directly assist the university in providing athletic scholarships. In addition, benefits of membership include priority seating for football and basketball, preferred parking, a monthly newsletter, and invitations to receptions and Terrapin Club events. Furthermore, you must be a member of the Terrapin Club to purchase men's basketball season tickets.

What Methods of Contributing are Available?

Direct gifts are the most common way of contributing. They are made in the form of cash, stock, checks or credit card (Visa or Mastercard). As a donor, you have the option of contributing once annually or periodically throughout the year.

The University of Maryland Foundation (the de-

Still Have Questions?

Call the Terrapin Club at (301) 314-7020 or (800) 653-7667, or refer to our web site at www.umd.edu/terrapinclub.

MANAGING BOARD



R. Calvert Stuart
Terrapin Club
President

Erwin Raffel, President-Elect
Robert Baker, First Vice President
John Llewellyn, Second Vice President
Renaldo Nehemiah, Secretary
Todd Schoenberger, Treasurer
Lance Billingsley, Past President

Bryan Borda
Sasho Cirovski
Henry Elsnic
Sam Frank
Edwin R. Fry
Robert Gonzales
Larry Grabenstein
Ward Griffith
John Haas
Carole Harris
Sara Klompus
Hugh Mallon
JoAnn Marcario
Keith Neff
Deborah Potter
Scott Werber

TERRAPIN CLUB STAFF



Andrew Plenn
Director




Julie Potter
Assistant Director



Israel Gersten
Development
Assistant



Dana Delaney
Administrative
Assistant



U N I V E R S I T Y O F M A R Y L A N D

Major Gift Fundraising

Maryland Educational Foundation 'Endowments for the Future'

The primary mission of the Maryland Educational Foundation (MEF) is to provide scholarship endowment funds in support of the athletic department's annual athletic scholarship expenses. By supporting talented, deserving student-athletes, donors ensure that our legacy of excellence will continue and grow. For more than 50 years, the MEF has provided financial support for Maryland athletics and is an important part of the department's gift-giving program. The vision of the MEF is to raise enough dollars through private gifts to build an endowment capable of permanently funding many of the university's scholarships now being awarded.

What is an endowment? An endowment is a gift in which the principal is held in perpetuity, with only the income used (in part or whole) for scholarships. The MEF invites you to discuss gifts such as cash, securities, real estate, insurance, personal property, life income, gifts of pooled income funds, charitable remainder trusts, charitable gift annuities, wills and bequests. An endowment gift is truly a significant investment in the future of Maryland athletics. Contact Cheryl Harrison at (301) 314-7020 if you would like more information.

Major Gifts 'Building on a Winning Tradition'

The continued excellence of the University of Maryland athletics program is greatly enhanced by the support it receives through private gifts beyond the annual Terrapin Club contributions. Cash gifts for capital projects truly distinguish any great institution's athletic program, thus guaranteeing a future as rich as its past. A gift of cash is the most critical type of donation to the Major Gifts Development Unit. Quality athletic facilities attract top-notch student-athletes to our university, and they attract alumni and friends back to campus to enjoy Maryland Terrapins intercollegiate athletic competition.

The primary focus of the Major Gifts program is to refurbish existing facilities and build new ones. Our most significant project at this time is the proposed new arena. We currently have many excellent naming opportunities available. If you have an interest in a naming opportunity, or in making a major gift in support of Maryland athletics, please call Cheryl Harrison at (301) 314-7020. They will be delighted to show you how both the donor and Terrapin athletics can benefit from a major gift to the University of Maryland.



Cheryl Harrison
Director,
Development-
Major Gifts

MARYLAND EDUCATIONAL FOUNDATION INC.

Chairman Barry P. Cossett
Vice-Chairman Jack Scarbath
Secretary/Treasurer Frank Shull III
Interim Executive Director Joe Hull

Board of Governors

Jonathan Claiborne	Chet Hanulak	Leonard Mathias	Jack Scarbath
Dr. John Dennis	Carole Harris	John Miller	Logan Schutz
Larry Doll	John I. Heise	Wilson Phipps	Frank Shull III
Thomas Fields	Dr. Palmer Hopkins	Dr. Erv Raffel	Robert E. Weiss
Fred Frederick	Arthur Kramer	Richard Reed	Wallace E. Whitmore
Barry P. Cossett	Thomas Marcos	John Rymer	Deborah A. Yow

The M Club

A 76-year Tradition of Athletes Helping Athletes

The M Club was founded in 1923 by a group of former University of Maryland athletes led by Dr. H.C. "Curley" Byrd to encourage excellence in athletics. It is one of the oldest letterwinner clubs in the country with an organization of more than 4,000 former Maryland varsity athletes.

The M Club goals are to help achieve the very best overall academic and athletic program for the 25 varsity teams, to aid the athletes in making posi-

tive contributions to the community, to obtain and maintain funds for awards and scholarships and to cultivate social contact and good sportsmanship among the wearers of the "M".

Membership participation, through the payment of annual dues, helps build the scholarship endowment fund and support student-athletes' awards and recognition efforts. Members receive the monthly athletic department publication (TerpTalk) for information about the current teams and news about your former teammates.

In addition, active members receive information about, and discounts for, various M Club activities. Many benefits are intangible though, including the satisfaction of having lettered at a great university and being a part of a unique and exclusive organization. Stay involved with Maryland athletics.

University of Maryland letterwinners interested in the M Club should call David Diehl at (301) 314-5372 or Dotti Warren at (301) 314-7020.

Remember the M Club. "Athletes Helping Athletes."

M CLUB EXECUTIVE COMMITTEE



Laura LeMire, M Club President
Steve Hayleck, President-Elect
Lisa Gibson, Vice President
Al Naylor, Assistant Secretary
Marshall Fesche, Treasurer
Phil Calder, Assistant Treasurer
Bryan Borda, Executive Committee
John Lamon, Executive Committee
Russell Davis, Executive Committee
Jonathan Claiborne, Executive Committee
Bob Stumpff, Executive Committee
Ralph Lary, Executive Committee
Jack Heise, Legal Advisor
David Diehl, Executive Director

M CLUB STAFF



David Diehl
Executive Director



Dotti Warren
Administrative
Assistant



U N I V E R S I T Y O F M A R Y L A N D

Strength and Conditioning

In the highly competitive world of collegiate basketball, the off-court preparation of the basketball athlete is a critical component in the on-court success of any Division I program. Kurtis Shultz, Maryland's strength and conditioning coach for men's basketball, believes strongly that a solid off-court training program can dramatically improve levels of performance, as well as significantly reduce the chance of injury. The benefit of performing structured strength and power training throughout the entire year has allowed the Terps to reach new levels in physical development and in turn has resulted in great success on the basketball court.

Shultz's philosophy consists of allowing the players to gain strength, speed and change of direction capabilities through drills that are basketball oriented. He believes that the team must be prepared to run and play the up-tempo style of basketball that is Gary Williams' trademark. Shultz trains the team so that it will be able to run Williams' style.

The members of the men's basketball team have the use of a fully equipped weight training facility located adjacent to its locker room in Cole Field House. The conveniently located facility has



Earl Badu giving Terence Morris support during weight training



Kurtis Shultz working with Mike Mardesich.

a complete line of free weight equipment as well as a full line of Cybex selectorized machines. The strength staff utilizes this facility specifically during the season as basketball team members are personally trained after practice. Since the end of the 1998-99 season, the facility has been upgraded through the addition of new cardiovascular equipment and state-of-the-art lifting materials.

STRENGTH COACH

Kurtis Shultz

Former University of Maryland men's basketball team captain Kurtis Shultz is in his first season as the strength and conditioning coach for the men's basketball team. Shultz comes to Maryland from Loyola College (Md.) where he had worked the last four years. At Loyola he instituted a strenuous off-season kick-boxing program as a supplement to the school's overall strength and conditioning program.



Shultz played in 67 games from 1992-95 for the Terps and was a member of two NCAA Tournament teams. He was a member of Maryland's 1994 and 1995 teams which advanced to the "Sweet 16" of the NCAA Tournament. He was a forward on the Terps' basketball team after playing two years at DeMatha High School under the legendary Morgan Wootten. He also played tight end and defensive back for the Stags' football team.

He has also established a thriving personal training, body-building and self-defense business in the Baltimore area. Shultz has been an avid weightlifter and body builder since his pre-college days. Shultz also worked with the Baltimore Thunder of the National Lacrosse League and currently works with the Baltimore Ravens of the NFL.



Lonny Baxter working with Kurtis Shultz.



U N I V E R S I T Y O F M A R Y L A N D

Maryland Cheerleaders

Cheerleading is one of the most visible and exciting programs at the University of Maryland. Demonstrating their tremendous skills and athleticism, the Terrapin cheerleaders keep the crowd amazed with their astonishing stunts, pyramids, tumbling routines and jumping abilities. Most important, with their spirit and effervescence the cheerleaders help to ignite enthusiasm and excitement among the Terrapin faithful.

The Terrapin cheerleading team consists of two varsity squads: coed and all-female. There are nearly 35 total members comprising the team. During the fall the cheerleaders support the Terp football team at all 11 games during the season. The cheerleaders proudly support both the men's and women's basketball teams during the winter months at every home game and at all games in the ACC and NCAA tournaments. During the spring the squads practice for and compete in the national championships.

The coed squad has been a part of the Maryland tradition for a countless number of years. They have represented the Maryland tradition proudly to fans far and wide.

In addition to supporting the many Maryland athletes, they have compiled an impressive list of accolades for themselves. They placed in the top 10 at the 1995 and 1996 Division I national championships.

In only its fourth year of existence, the all-female squad is a new addition to the cheerleading family. Though the squad has only been in existence since 1996 it has already earned a number of outstanding honors. During only its third year of existence in 1998, the team placed ninth in its first-ever appearance in the Division I national championship meet. In 1999, the team won the national championship.



Maryland Dance Team



Testudo





U N I V E R S I T Y O F M A R Y L A N D

Cole Field House

Over the years, Cole Field House has played a substantial role in college basketball history. Twice the Final Four has been held there, and twice it has been a site for the opening two rounds of the NCAA basketball tournament. Cole is the only on-campus arena to play host to multiple Final Fours. Over the years, as the Atlantic Coast Conference has grown in stature as the preeminent college basketball conference in the country, Cole has seen its share of memorable games and storied players.

As the state's flagship university and an important part of the Baltimore-Washington area's sports landscape, it has also served as the site for the state boys' basketball tournament, and housed one of the biggest high school games played in these parts, when DeMatha from nearby Hyattsville played host to New York's Power Memorial and Lew Alcindor, now Kareem Abdul-Jabbar.

In focusing on Cole's past, the temptation is to overlook the present. Certainly, a lot of great games and great teams have performed there through the years. On any given weeknight or weekend afternoon during the cold of the winter, the Terrapins and their spirited fans get the place rocking, and there's no better place for college basketball.

And few arenas have proven quite so dangerous — for opposing teams, that is. Since back in the early '70s, when Lefty Driesell got the "Amen" chorus going, top-ranked teams have found Cole Field House a particularly unfriendly place. Driesell served notice that Maryland would prove an ungracious host during his tenure with an upset of then-No. 1 South Carolina in his second season in College Park. In 1979, the Terps came from behind in the final seconds to knock off top-ranked Notre Dame on national television in another memorable upset. This list goes on and on: UCLA in 1982, Virginia in '83, and Carolina in '95 and again in 1998. All were No. 1 when they arrived at Cole, but were knocked off by the Terrapins and the homecourt advantage the building and the fans afforded them.

Though some of those victories might have been surprises, you could hardly call them flukes. The Terps have posted winning records in 38 of the 44 seasons they've played at Cole, and fans with season tickets have seen the Terps lose more than they've won in College Park only once since the 1969-70 season. Of course, most of those years, the Terps have done far better than just break even in College Park. Under head coach Gary Williams, a Maryland grad who played at Cole as an undergraduate in the late 1960s, the Terps have won at least 10 games at home nine times in his ten seasons. Thanks to the heroics of All-American center Joe Smith, the Terps went undefeated at home (16-0) during the 1994-95 season, the third time in history that had happened.

Overall, Maryland is 444-147 at Cole, including a nearly unbeaten 13-1 record at home last season, for



a winning percentage above .751.

Appropriately, the Terps opened their 1955-56 season with a victory over neighboring rival Virginia in the building's dedication game. A crowd of some 9,000 came out to see what kind of field house could be built with \$3.3 million in those days. In the building's early years, capacity was only about 12,000, because there were no seats on the floor, below where the railings ring the court.

Nowadays, capacity is listed as 14,500, although that doesn't include the 96 courtside seats installed before the 1993-94 season. The largest recorded crowd (15,827) was on hand for the Maryland-North Carolina overtime thriller in 1972. But more than that may have witnessed the Virginia game in March of 1974, which

marked the final home game for distinguished seniors Tom McMillen and Len Elmore. Every seat in the place was filled, and thousands more lined the concourse a couple of rows deep or simply sat in the aisles to witness the grand send-off. The fire marshal must have been on vacation. Or maybe he was there at the game.

In the building's four decades, though, the 1966 NCAA championship game, which pitted Kentucky against underdog Texas Western (now Texas El Paso), is probably the most famous. And, the most historically significant. In that game, the upstart Texas team, which featured an all-black starting five, knocked off all-white Kentucky, the New York Yankees of college basketball. The result forced the southern colleges to recruit and sign black players, lest they lose their com-




U N I V E R S I T Y O F M A R Y L A N D

Home Of The Terps



YEAR-BY-YEAR AT COLE



Season	Won	Lost	Avg. Att
1955-56	9	5	NA
1956-57	8	2	NA
1957-58	10	1	NA
1958-59	7	3	NA
1959-60	8	2	NA
1960-61	8	2	NA
1961-62	4	6	NA
1962-63	5	6	NA
1963-64	5	4	5,833
1964-65	9	3	8,592
1965-66	7	3	9,540
1966-67	5	5	8,249
1967-68	7	3	7,101
1968-69	4	6	6,650
1969-70	10	4	9,900
1970-71	11	4	12,056
1971-72	14	0	13,166
1972-73	12	1	13,294
1973-74	12	1	12,012
1974-75	12	2	13,427
1975-76	13	2	13,110
1976-77	15	4	12,645
1977-78	10	4	12,334
1978-79	12	4	11,196
1979-80	16	0	10,050
1980-81	12	3	12,132
1981-82	13	3	9,830
1982-83	14	3	10,144
1983-84	13	2	11,337
1984-85	14	2	12,458
1985-86	10	5	11,447
1986-87	8	8	8,816
1987-88	8	4	12,127
1988-89	5	9	9,198
1989-90	12	4	10,300
1990-91	11	3	9,820
1991-92	10	5	9,563
1992-93	8	7	11,681
1993-94	10	3	13,644
1994-95	16	0	13,814
1995-96	11	3	13,324
1996-97	11	3	13,059
1997-98	12	2	13,377
1998-99	13	1	14,455
44 Years	444	147	.751

petitive advantage, and did away with segregation in the sport

Cole also hosted the 1970 Final Four, which saw UCLA crowned as champion for the fourth year in a row in what would turn out to be a run of seven straight national titles

Great high school and professional games have been played on the Maryland campus as well. Back in 1965, Morgan Wootten was gaining national attention for his winning program at DeMatha High School, just down Route 1 from campus. To be the best, Wootten always said, you had to beat the best, which is why he scheduled a game against Power Memorial of New York City, which featured Alcindor. After practicing in the week leading up to the game against a

defender holding a tennis racquet to approximate Alcindor's wingspan, DeMatha stunned Power with a 46-43 victory. It was the only loss of the future Hall of Famer's high school career.

For a time, Cole served as the site for the Capital Classic high school all-star basketball game each spring and the Capital Bullets, who later became the Washington Wizards, played their NBA games at Cole while waiting for the completion of the Capital Centre back in the early 1970s.

In its time, Cole Field House has been much more than just another on-campus college basketball arena. If you don't believe that, just ask any Terrapin fan or player. But they'd probably all agree that it's the role the building has played best.



U N I V E R S I T Y O F M A R Y L A N D

History Of Cole Field House

1955 Cole Field House dedicated at a cost of \$3.3 million. Maryland defeats Virginia, 67-55, on Dec. 2 in the first game in the new facility.

1958 Cole is home to the Atlantic Coast Conference champions

1966 Cole plays host to the NCAA Final Four. In the semifinals, Kentucky defeats Duke and Texas Western (now Texas-El Paso) defeats Utah. Texas-El Paso then defeats Kentucky in one of the most memorable championship games in history.

1970 Cole plays host to the NCAA Final Four for the second time. Jacksonville defeats St. Bonaventure and UCLA defeats New Mexico State in the semifinals. UCLA then defeats Jacksonville as Sidney Wicks outdueled Artis Gilmore. It was the fourth of UCLA's seven consecutive NCAA championships.

1971 Maryland defeats South Carolina, 31-30, in one of the great "slow-down" games in the history of Cole. Leading only 4-3 at halftime, Maryland needed a lay-up from Jim O'Brien to tie the game with five seconds to go in regulation and an 11-foot jumper from O'Brien to win the game with four seconds remaining in overtime.

1972 Cole is home to the National Invitation Tournament champions - the Maryland Terrapins.

1972 The Cole Field House attendance record of 15,287 was set as Maryland played host to North Carolina on Feb. 16. Maryland lost 79-77 in an overtime thriller. Maryland averaged 13,166 fans at each home game in 1972, the third highest total in school history.

1975 The Cole Field House home average attendance record of 13,427 is set. The Terps played 14 home games in front of 187,971 Terp faithful.

1979 On Super Bowl Sunday, Larry Gibson sank a free throw with one second on the clock to boost the Terps past No. 1 Notre Dame, 67-66, on Jan. 27, 1979. Gibson scored 11 points that day while Ernest Graham scored 28 and Buck Williams grabbed 15 rebounds.

1979 Greg Manning sinks an eight-foot jumper with three seconds remaining in regulation to give Maryland a 70-68 victory over Duke on Jan. 16, 1979. The Blue Devils had entered the season ranked No. 1 in the country and were ranked among the top 10 on the day of the game.

1984 Cole is home to the Atlantic Coast Conference champion Maryland Terrapins.



The awards presentation following the 1966 championship game when Texas Western defeated Kentucky in a historic game.



A look at Cole when it first opened in 1955.

1991 In the NCAA Eastern Regional first round, No. 15 Richmond defeats No. 2 Syracuse, 73-69, in one of the great upsets in NCAA Tournament history. It was only the second time in the history of the tournament that a No. 15 seed had defeated a No. 2 seed.

1992 Maryland defeats No. 10 North Carolina, 82-80, on a last-second tip-in by All-American Walt Williams on Feb. 13. Williams put the Terps up 81-80 with 1.3 seconds remaining to lead the Terps past the Tar Heels in Cole for only the second time since the 1982-83 season.

1994 Maryland sets an all-time average attendance record of 13,644 for 13 games.


1994 Maryland defeats Virginia on March 5, 70-68, in front of a sellout crowd. Duane Simpkins is perfect from the free-throw line (11-11) and Joe Smith scores 20 points and has 11 rebounds. The win clinches a fourth-place tie in the ACC regular season stand-

ings and virtually assures the Terps of an NCAA Tournament bid.

1995 Maryland defeats No. 1 North Carolina, 86-73, on Feb. 7, in front of a sellout crowd and a national television audience. Duane Simpkins and Johnny Rhodes score 21 points each and Joe Smith grabs 16 rebounds. The game features the Terps' Smith and North Carolina's Jerry Stackhouse and Rasheed Wallace, all three of whom were selected in the first round of the 1995 NBA Draft.

1995 Maryland defeats American, 104-79, on Dec. 23, for the 400th victory in Cole Field House by a Maryland team.

1998 Maryland defeats No. 1 North Carolina, 89-83 in overtime, as Laron Profit scores 19 points overall and six points during the overtime period. It marks the second time in three years that the Terps defeated No. 1 North Carolina in Cole Field House.



U N I V E R S I T Y O F M A R Y L A N D

NCAA'S AT COLE

1962 Eastern Regional

Semifinals: Wake Forest 96, St. Joseph's (Pa.) 85
Villanova 79, New York Univ. 76
Championship: Wake Forest 79, Villanova 69
Third Place: New York Univ. 94, St. Joseph's (Pa.) 85

1963 Eastern Regional

Semifinals: Duke 81, New York Univ. 76
St. Joseph's (Pa.) 97, West Virginia 88
Championship: Duke 73, St. Joseph's (Pa.) 69
Third Place: West Virginia 83, New York Univ. 73

1965 Eastern Regional

Semifinals: Princeton 66, North Carolina 48
Providence 81, St. Joseph's (Pa.) 73 (OT)
Championship: Princeton 109, Providence 69
Third Place: North Carolina 83, St. Joseph's (Pa.) 81

1966 Final Four

National Semifinals: Kentucky 83, Duke 79
Texas Western 85, Utah 78
National Championship: Texas Western 85, Kentucky 65
Third Place: Duke 79, Utah 77

1967 Eastern Regional

Semifinals: North Carolina 78, Princeton 70 (OT)
Boston College 63, St. John's 62
Championship: North Carolina 96, Boston College 80
Third Place: Princeton 78, St. John's 58

1968 First Round

First Round: Davidson 79, St. John's 70
Columbia 83, La Salle 69

1969 Eastern Regional

Semifinals: North Carolina 79, Duquesne 78
Davidson 79, St. John's 69
Championship: North Carolina 87, Davidson 85
Third Place: Duquesne 75, St. John's 72

1970 Final Four

National Semifinals: Jacksonville 94, St. Bonaventure 83
UCLA 93, New Mexico State 77
National Championship: UCLA 80, Jacksonville 69
Third Place: New Mexico State 79, St. Bonaventure 73

1977 Eastern Regional

Semifinals: Kentucky 93, Virginia Military 78
North Carolina 79, Notre Dame 77
Championship: North Carolina 79, Kentucky 72

1991 Eastern Regional

First Round: Oklahoma State 67, New Mexico 54
NC State 114, Southern Mississippi 85
Temple 80, Purdue 63
Richmond 73, Syracuse 69
Second Round: Oklahoma State 73, NC State 64
Temple 77, Richmond 64


ATTENDANCE THROUGH THE YEARS

Home Games Only				Total Season Games			
Season	Games	Attendance	Avg.	Season	Games	Attendance	Avg.
1963-64	9	52,500	5,833	1963-64	26	132,200	5,084
1964-65	12	103,100	8,592	1964-65	26	185,500	7,135
1965-66	10	95,400	9,540	1965-66	25	221,000	8,840
1966-67	10	82,490	8,249	1966-67	25	164,390	6,576
1967-68	10	70,100	7,101	1967-68	24	144,950	6,040
1968-69	10	66,500	6,650	1968-69	26	152,005	5,746
1969-70	14	138,600	9,900	1969-70	26	221,153	8,506
1970-71	15	180,842	12,056	1970-71	26	273,553	10,521
1971-72	14	184,323	13,166	1971-72	32	352,436	11,014
1972-73	13	172,828	13,294	1972-73	30	340,964	11,365
1973-74	12	144,149	12,012	1973-74	28	301,164	10,756
1974-75	14	187,971	13,427	1974-75	29	314,341	10,839
1975-76	15	196,656	13,110	1975-76	28	343,785	12,278
1976-77	19	240,254	12,645	1976-77	27	325,777	12,066
1977-78	14	172,673	12,334	1977-78	28	305,001	10,893
1978-79	18	201,536	11,196	1978-79	30	316,449	10,548
1979-80	16	160,815	10,050	1979-80	31	317,559	10,242
1980-81	15	196,978	13,132	1980-81	31	398,036	12,840
1981-82	16	157,275	9,830	1981-82	29	286,264	9,871
1982-83	17	172,445	10,144	1982-83	30	308,340	10,278
1983-84	15	170,060	11,337	1983-84	32	353,551	11,048
1984-85	16	199,335	12,458	1984-85	37	393,459	10,634
1985-86	14	160,267	11,447	1985-86	33	335,937	10,180
1986-87	16	130,975	8,186	1986-87	26	241,118	9,274
1987-88	12	145,525	12,127	1987-88	31	355,597	11,471
1988-89	14	128,773	9,198	1988-89	29	276,604	9,538
1989-90	16	164,806	10,300	1989-90	33	306,339	9,293
1990-91	14	137,476	9,820	1990-91	28	267,401	9,550
1991-92	15	143,444	9,563	1991-92	29	323,755	11,164
1992-93	15	175,217	11,681	1992-93	28	321,673	11,488
1993-94	13	177,376	13,644	1993-94	30	360,993	12,033
1994-95	16	221,020	13,814	1994-95	34	437,268	12,861
1995-96	14	186,553	13,324	1995-96	30	399,616	13,321
1996-97	14	182,832	13,059	1996-97	32	388,300	12,134
1997-98	14	187,272	13,377	1997-98	32	446,213	13,944
1998-99	14	202,365	14,455	1998-99	34	473,626	13,930

Attendance records prior to 1963 are incomplete

Cole Field House Milestones

Dedicated:	December 2, 1955
Capacity:	14,500 (Courtside Seats: 96)
First Game:	December 2, 1955
First Win:	December 2, 1955
First Loss:	December 15, 1955
100th Game:	December 18, 1964
200th Game:	January 23, 1973
300th Game:	February 23, 1980
400th Game:	January 10, 1987
500th Game:	December 2, 1993
100th Victory:	February 25, 1970
200th Victory:	December 28, 1977
300th Victory:	November 23, 1985
400th Victory:	December 23, 1995
	Maryland 67, Virginia 55
	Kentucky 62, Maryland 61
	Maryland 82, Wake Forest 64
	Maryland 100, Long Island 73
	Maryland 82, Virginia 71
	Virginia 71, Maryland 64
	Maryland 89, UMBC 80
	Maryland 83, West Virginia 76
	Maryland 91, Western Kentucky 78
	Maryland 84, Northeastern 72
	Maryland 104, American 79



U N I V E R S I T Y O F M A R Y L A N D

Terps On The Air

All of Maryland's games this season — home and away — will be heard live on the Maryland Radio Network. The Terps will be heard on flagship stations WBAL (1090-AM) and WMAL (630-AM), which combine to give Maryland one of the strongest broadcast signals of any collegiate basketball team in the nation. The Terps can be heard from Maine to Florida.

Johnny Holliday will once again serve as the voice of the Terps. He will be joined by Chris Knoche.

All of Maryland's games can be heard via www.gamecruiser.com.

Maryland Radio Network

WBAL-AM	Baltimore	1090
WMAL-AM	Washington, D.C.	630
WAMD-AM	Aberdeen	970
WTBO-AM	Cumberland	1450
WFMD-AM	Frederick	930
WARK-AM	Hagerstown	1490
WMDM-FM	Lexington Park	97.7
WMSG-AM	Oakland	1050
WDMV-AM	Pocomoke City	540
WINX-AM	Rockville	1600
WTGM-FM	Salisbury	960
WTTR-AM	Westminster	1470

Johnny Holliday — Play-by-Play

Johnny Holliday, who is in his third decade as the Terps' play-by-play announcer, has broadcast more than 550 Maryland basketball games, 26 NCAA Tournament games and will call his 20th ACC Tournament this season.

Holliday, now in his 21st year as the "Voice of the Terps," is considered one of the finest play-by-play announcers in the nation. In addition to calling the action for the Maryland basketball and football teams, Holliday also hosts the award-winning Gary Williams and Ron Vanderlinden television shows. As the Terps' director of broadcasting, he handles a myriad of speaking duties within the athletic department, ranging from banquets, to alumni functions, to Terrapin Club and M Club functions and golf outings.

His long list of credits includes ABC's coverage of the 1996 Summer Olympics and the Winter and Summer Olympics in 1984, 1988 and 1994. In addition, he has covered championship boxing, the Masters, the USFL Game of the Week, and the Liberty and Aloha bowls.

Holliday's announcing career allows him to lay claim as Washington's most versatile broadcaster, and among the best nationally. Whether it be in radio, where he was named America's No. 1 disc jockey during his rock 'n roll deejay days, to his public address duties with the Cleveland Browns, Oakland Raiders, and Golden State Warriors, to his work in Washington television for the Senators and Bullets, Holliday makes a complicated business look easy.



Johnny Holliday (left) and Chris Knoche.

He brings that ease to the Maryland coach's television shows on Home Team Sports, the region's premier sports channel. He also does special events for HTS that include baseball, tennis, basketball and track and field. He is among the pioneer broadcasters for the sport of women's basketball, earning a Distinguished Service Award from ACC women's basketball officials for his work on that league's women's basketball telecasts.

A native of Miami, Fla., Holliday began his broadcasting career in Perry, Ga., and through the years has worked in four of the nation's prime radio markets: Cleveland, New York, San Francisco and Washington. At one time, he was recognized as America's No. 1 disc jockey. He is a member of the Rock 'N Roll Hall of Fame.

In addition to his broadcasting accomplishments, he also has been extremely successful raising money for charity. *Washingtonian* magazine honored him as a *Washingtonian* of the Year for his many civic activities. His basketball and softball teams, the Radio Wonders, have raised more than \$1 million for charity. He is involved in Special Olympics, Catholic Charities, Operation Smile, and the Boy Scouts of America. He has served as television host for the Easter Seals, Muscular Dystrophy, March of Dimes and Leukemia telethons.

A year ago he was honored by the Greater Washington, D.C. Chapter of Operation Smile with its 1998 Smile Award for his outstanding service to the community. In 1995, he was the recipient of the University of Maryland "M Club" Distinguished Citizen Award. He is an honorary member of the university's chapter of Omicron Delta Kappa.

Holliday and his wife, Mary Claire, are the proud parents of three daughters: Kellie, a physician who resides in Bel Air, Md., with her husband Steve, who also is a physician; Tracie, a neo-natal nurse at Shady Grove Hospital who resides in Potomac, Md., with her husband Chris, an attorney; and Moira, who attends St. Joseph's University in Philadelphia.

Chris Knoche — Color Analyst

Chris Knoche, a former player and head coach at American University who has worked in radio and television for the past two years, will begin his first season as the color analyst for the Terp men's basketball radio broadcasts in 1999-2000.

Knoche, 42, replaces Greg Manning, who was named athletic director at Georgia State University after 13 seasons on the Maryland radio broadcast team.

"We're pleased to add someone of Chris Knoche's impressive background to our radio broadcast team," said athletic director Deborah A. Yow. "His experience as a player and coach at the collegiate level, coupled with his enthusiasm for the game and for Maryland basketball, will serve him and our department well. I think he is an ideal fit for our broadcast crew."

Knoche spent 17 seasons at American, playing the 1979-80 and '80-81 seasons under current Terp coach Gary Williams before moving into an assistant coaching position and later serving seven seasons (1991-97) as the Eagles' head coach. He has worked 40-50 games each of the past two seasons as a color commentator, including stints on the Ivy League Game of the Week television package and the Big Ten Game of the Week on Westwood One/CBS Radio. He also has worked telecasts for ESPN and HTS in addition to doing radio and television analysis for George Mason University games.

"Chris Knoche brings an outstanding background as a player, coach and fan to our basketball broadcasts," said Williams, the Terps' 11th-year head coach. "Being able to work with Johnny Holliday, Chris provides the opportunity for Maryland fans to listen to someone who has very good experience as a color commentator. More important, he is someone who has a great feel for the game of basketball. I have known Chris as a player and a coach for more than 20 years. He is an exciting addition to our basketball program."



U N I V E R S I T Y O F M A R Y L A N D

Covering The Terps

Key (SE) indicates sports editor
 (ASE) indicates assistant sports editor,
 (SD) indicates sports director
 (B) indicates beat writer
 (C) indicates columnist.
 (SW) indicates staff writer
 (SA) indicates sports anchor,
 (SR) indicates staff reporter,
 (TSH) indicates talk show host.
 (ESP) indicates executive sports producer.
 (SP) indicates sports producer.

Brian McNichol (SE)
 Mike Eacobacci (SW)
 Jake Schaller (SW)
 Kevin Dunleavy (SW)

Annapolis Capital
 2000 Capitol Drive
 Annapolis, Md. 21401
 (410) 280-5923
 (410) 268-4643 (FAX)
 Joe Gross (SE)
 Bill Wagner (BW)
 John McNamara (BW, C)
 Craig Anderson (C)

Cumberland Times
 19 Baltimore St.
 Cumberland, Md. 21502
 (301) 722-4600
 (301) 722-4670 (FAX)
 Mike Burke (SE, B)
 Steve Luse (SW)

Easton Star-Democrat
 2908B Airpark Dr.
 P.O. Box 600
 Easton, Md. 21601
 (410) 770-4010
 (410) 820-6519 (FAX)
 Bill Haufe (SE)
 Kevin George (ASE)

Frederick News Post
 200 E. Patrick St.
 Frederick, Md. 21701
 (301) 662-1177
 (301) 662-8299 (FAX)
 Stan Goldberg (SE, BW)
 John Cannon (SW)
 Sheldon Shealer (SW)
 Bill Cauley (SW)
 Joel Huffer (BW)

Gazette Newspapers
 1200 Quince Orchard Blvd.
 Gaithersburg, Md. 20878
 (301) 948-3120
 (301) 670-7183 (FAX)
 Brian Heard (SE)
 Chris Murray (ASE)
 John Harris, III (SW)

Hagerstown Morning Herald
 100 Summit Ave.
 Hagerstown, Md. 21740
 (301) 733-5131
 (301) 714-0245 (FAX)
 Mark Keller (SE)
 Bob Parasiti (SW, C)

Hagerstown Daily Mail
 100 Summit Ave.
 Hagerstown, Md. 21740
 (301) 733-5131
 (301) 714-0245 (FAX)
 Larry Vanos (SE, BW)

Salisbury Times
 P.O. Box 1937
 Salisbury, Md. 21601
 (410) 749-7171
 (410) 749-7290 (FAX)
 John Evans (SE)
 Bill See (BW)
 Patrick Killey (BW)

Terrapin Times
 P.O. Box 34405
 Bethesda, Md. 20827
 (410) 256-8837
 (410) 256-8838 (FAX)

Keith Cavanaugh (SE)
 Mark Clem (BW, P)
 Mike Greib (BW)

National Media

Associated Press
 222 St. Paul Place
 Suite 100
 Baltimore, Md. 21202
 (410) 539-3524
 (410) 727-1550 (FAX)
 Dave Ginsburg (SE)

USA Today
 100 Wilson Blvd.
 Arlington, Va. 22229
 (703) 276-3735
 (703) 276-5505 (FAX)
 Joe Arace (SE)
 Jack Carey (BW)

Student Media

The Diamondback
 3136 South Campus Dining Hall
 University of Maryland
 College Park, Md. 20742
 (301) 314-8200
 (301) 314-8358 (FAX)
 Josh Mitchell (ASE)
 Duff Durkin (BW)

WMUC - Sports
 3130 South Campus Dining Hall
 P.O. Box 99
 College Park, Md. 20742
 (301) 314-7866
 (301) 314-7879 (FAX)
 Tony Mancuso (SD)

Radio Outlets

WBAL - Sports
 3800 Hooper Ave.
 Baltimore, Md. 21211
 (410) 338-6592
 (410) 338-6675 (FAX)
 Gerry Sandusky (SD)
 Greg Sher (TSH)
 Steve Melewski (TSH)

WTEM - Sports
 11300 Rockville Pike
 Rockville, Md. 20852
 (301) 231-7798
 (301) 881-8025 (FAX)
 Andy Polin (SD)
 Tod Castleberry (OM)
 Chris Passamano (ESP)
 Rick "Doc" Walker (TSH)
 Al Koken (TSH)
 Ken Beatrice (TSH)

WCBM - Sports
 Hilton Plaza, Suite 117
 1726 Reisterstown Rd.
 Baltimore, Md. 21208
 (410) 580-6800
 (410) 580-6810 (FAX)
 Art Sinclair (SD)

WFMD - Sports
 P.O. Box 151
 Frederick, Md. 21705
 (301) 948-8521
 (301) 682-8018 (FAX)
 Ron Kitzmiller (SD)

WINX - Sports
 12216 Parklawn Dr.
 Suite 203
 Rockville, Md. 20852

(301) 424-9292
 (301) 424-8266 (FAX)
 Jerry Coleman (SD)

WMAL - Sports
 4400 Jenifer St.
 Washington, D.C. 20015
 (202) 686-3100
 (202) 537-0009 (FAX)
 Tim Brant (SD)

WCBM - Sports
 1726 Reisterstown Rd.
 Suite 117
 Baltimore, Md. 21208
 (410) 539-8336
 (410) 931-7399
 Nestor Aparicio (SD)
 Steve Hennessy (SR)

WOLB - Sports
 100 St. Paul St.
 Baltimore, Md. 21202
 (410) 332-8200
 (410) 539-4550 (FAX)
 Butch McAdams (SD)

WTOP - Sports
 3400 Idaho Avenue, NW
 Washington, D.C. 20016
 (202) 895-5060
 (202) 895-5149 (FAX)
 Dave Johnson (SA)
 Steve Dolge (SA)

Television Outlets

WBAL - TV (NBC)
 3800 Hooper Avenue
 Baltimore, Md. 21211
 (410) 338-1750
 (410) 338-6526 (FAX)
 Gerry Sandusky (SD/SP)
 Damon Andrews (SA)

WBFF - TV (FOX 45)
 2000 W. 41st St.
 Baltimore, Md. 21211
 (410) 467-5595
 (410) 467-5093 (FAX)
 Bruce Cunningham (SD)
 Steve Davis (SR)
 Mike Wargo (SP)
 Jennifer Kraska (SP)

WHAG - TV Sports
 13 E. Washington St.
 Hagerstown, Md. 21740
 (301) 797-4400
 (301) 745-4093 (FAX)
 Garnet Stevens (SD/SP)

WJLA - TV Sports (ABC)
 3007 Tilden St., NW
 Washington, D.C. 20008
 (202) 364-7726
 (202) 364-7789 (FAX)
 Rene Knott (SD)
 Dan Brady (SA)
 Rich Cook (SA)
 Rich Daniel (ESP)

WJZ - TV Sports (CBS)
 Television Hill
 Baltimore, Md. 21211
 (410) 578-7522
 (410) 578-0642 (FAX)
 John Buren (SD)
 Stan Saunders (SA)
 Mike Pupo (ESP)
 Todd Cole (SP)

WMAR - TV Sports (ABC)
 6400 York Rd.
 Baltimore, Md. 21212
 (410) 377-7552
 (410) 377-0493 (FAX)
 Scott Garceau (SD)
 Keith Mills (SA)
 John Curry (SP, SP)

WMDT - TV Sports
 202 Downtown Plaza
 Salisbury, Md. 21801
 (410) 742-4747
 (410) 742-5767 (FAX)
 Brent Harris (SD)
 Bob Carlin (SA)

WRC - TV Sports (NBC)
 4001 Nebraska Ave., NW
 Washington, D.C. 20016
 (202) 885-4451
 (202) 885-4002 (FAX)
 George Michael (SD)
 Wally Bruckner (SA)
 Darrian Chapman (SA)
 Jeff Greenberg (ESP)
 Joe Schreiber (ESP)

WTTC - TV (Fox 5)
 5151 Wisconsin Avenue
 Washington, D.C. 20016
 (202) 895-3026
 (202) 895-3133 (FAX)
 Brett Haber (SD)
 Chick Hernandez (SA)
 Joe Yasharoff (SD)
 Frank Crisafulli (SP)
 Dave Ross (SP)

WUSA - TV Sports (CBS)
 4100 Wisconsin Ave., NW
 Washington, D.C. 20008
 (202) 895-5600
 (202) 363-6472 (FAX)
 Frank Herzog (SA)
 Ken Mease (SR)
 Randy Nelson (SP)
 Larry Duvall (SP)
 Andre Jones (SP)

Cable News 15 (Prince George's County)
 9475 Lottsford Road
 Suite 125
 Largo, Md. 20774
 (301) 386-7627
 (301) 522-6152 (FAX)
 Dave Goldman (SD/SP)

Cable News 21 (Montgomery County)
 7548 Standish Place
 Rockville, Md. 20855
 (301) 294-2121
 (301) 517-8690 (FAX)
 Bram Weinstein (SD/SP)

Newschannel 8
 7600-D Boston Blvd.
 Springfield, VA 22153
 (703) 912-5395
 (703) 912-5329 (FAX)
 Ross McCallum (SD)
 Glenn Harris (SA)
 Joyce Jackson (SA)
 Kaye Lake (SA)
 Dave Weinberger (SP)



U N I V E R S I T Y O F M A R Y L A N D

Media Information

Men's Basketball Contact

Chuck Walsh
Assistant Director, Athletic Media Relations

Mailing Address
P.O. Box 295
College Park, MD 20742-0295

Shipping Address
Room 1112
Cole Field House
Campus Drive
College Park, MD 20740

Important Telephone Numbers
(301) 314-7065 — Walsh's Office Phone
(301) 890-9671 — Walsh's Home Phone
(301) 314-7064 — Media Relations Office
(301) 314-9094 — Media Relations FAX
(301) 314-8624 — Cole Field House Press Row
(301) 314-TERP — Terrapin Fan Phone
Athletics Web Site — www.umterps.com



Welcome To Maryland

Maryland basketball is one of the top overall programs in the nation. Head coach Gary Williams, his staff and players welcome you to College Park and hope that your stay is enjoyable. Cole Field House is one of the top places in the nation to watch a college basketball game and the program would like to thank you for stopping here while on your "Road to the Final Four." The media relations staff is always available to service you and has prepared this media guide as a source of information which can be referred to all season. Welcome to Maryland. We hope that you enjoy your visit and that we will see you along the college basketball road again.



Before Your Visit

Game credentials are issued to accredited members of the media only. Working space in the press area of Cole is limited and seats are expressly reserved for those working on deadline, with no exceptions. Children and other non-workers are not allowed in the press area. Credentials should be ordered at least one week before each game and are issued through the Media Relations Office. Requests for credentials should be made in writing and on letterhead stationery to Chuck Walsh, Media Relations Director for Men's Basketball. If it is convenient for you to FAX your request, you are welcome to do so. The FAX number in the Media Relations Office is (301) 314-9094. These requests are accepted from Sports Editors and Sports Directors only. The credential requests should be sent so that they reach the Media Relations Office at least one week prior to the desired games. They are carefully screened to insure good working conditions in the press area. When time permits, a working press pass and a parking pass will be mailed. When this is not possible, they will be left at the Press Will Call entrance at the back door of Cole. The back door of Cole directly faces Byrd Stadium.

Photographers, too, should make their credential requests at least one week in advance. Credential requests for photography passes are welcome. Photographers should note that the Cole Field House lights are color balanced for daylight. An exposure setting of / 250 at f2.8 has been found to work well with ASA 400 film and normal processing. Strobe lights may be installed in Cole, but arrangements must be made through the Media Relations Office two weeks in advance. Space for strobe lights is available on a first come, first served basis.

Game Day Press Parking is located on the Byrd Stadium promenade, under the Tyser Tower press box. The promenade is best accessed from the Stadium Drive entrance to campus. Access is via press parking pass only and is available on an extremely limited basis.

Media Work Room

A press work room is available for working media only at on the court level of Cole. The media workroom is located just off of the basketball court to your left. A limited number of long distance phone lines are available on a first-come, first serve basis and require a credit card for billing.

The room opens well before game time and media representatives are welcome to make themselves comfortable. Food service is available to the media in the press room as a pre-game meal is served buffet style. A half-time and post-game beverage service is also available. The pre-game buffet is available one hour before tip-off.

Fax Machine Service

Fax machine service will be available. If you need any information faxed to your newspaper, please submit your request to a member of the Media Relations Office.

MEDIA RELATIONS STAFF



Dave Haglund
Associate Athletic Director
Athletic Media Relations
Office: 301-314-7064
Home: 301-879-2518
E-Mail: haglund@wam.umd.edu



Kevin Messenger
Associate Director
Athletic Media Relations
Office: 301-314-7066
Home: 301-474-9555
E-Mail: kmess@wam.umd.edu



Stephanie Mociun
Assistant Director
Athletic Media Relations
Office: 301-314-7063
Home: 301-847-1398
E-Mail: smociun@wam.umd.edu



Chuck Walsh
Assistant Director
Athletic Media Relations
Office: 301-314-7065
Home: 301-890-9671
E-Mail: walsh@wam.umd.edu



Jason Yellin
Publications Coordinator/
Assistant Director
Athletic Media Relations
Office: 301-314-7062
Home: 301-464-9355
E-Mail: jyellin@wam.umd.edu



Jennifer Mason
Media Relations Coordinator
Athletic Media Relations
Office: 301-314-7064
Home: 301-776-1702
E-Mail: jamason@wam.umd.edu



David O'Brian
Staff Assistant
Athletic Media Relations
Office: 301-314-7068
Home: 301-209-9295
E-Mail: dobrian@wam.umd.edu

Student Assistants

Kevin Foley, Mark Fratto, Dan Rosso, Meredith Traber, Cherise Rhyns, Jason Zhang, Doug Drabik



U N I V E R S I T Y O F M A R Y L A N D

Press Seating

Press seating is located on the basketball floor in the northwest corner of the arena. The area is manned by members of the Media Relations Office throughout the game. The Media Relations staff desires to help the media be as comfortable as possible during each game.

Photographers

The NCAA has established a policy to control congestion in the photography areas on the basketball court. Only photographers on assignment are given photo passes along with members of working television media. Admission to the court and the photo boxes is by photo pass only. Photographers, both still and electronic must shoot from the baselines at the Northwest (Maryland bench end/directly in front of press seating) and Southeast (visiting bench) corners of the court. Photographer's floor access is governed by Atlantic Coast Conference policy. Please note that only game photographers no runners, assistants or producers will have access to the photography areas. Photographers are also welcome to shoot from the photo deck on the west side of Cole. Access to the photo deck is from the concourse level opposite the team benches. Photographer positions are at the complete discretion of the basketball game officials and the Media Relations Office **AT ALL TIMES**. Failure to comply with their directions will result in expulsion from the arena.

In-Season Interview Policies

All Maryland players and head coach Gary Williams will be available for interviews with accredited members of the media throughout the season. ALL INTERVIEW REQUESTS must be made through the Media Relations Office, contacting Chuck Walsh. Player interviews are conducted before practice in the media workroom. Please allow for 24 hours prior notice. Player's individual phone numbers will not be given to the media and game day interviews will not be granted until the end of a game.

The Media Relations Office is located on the main level of Cole Field House in room 1112. The phone number is (301) 314-7065 and the FAX number is (301) 314-9094.

Players will not be available for live call-in radio shows.

Postgame Press Conference

Postgame coaches interviews are held in the basketball lounge adjacent to the media work room and the Maryland lockerroom. Coaches from both teams will be brought to the interview area after each game. Coach Gary Williams will appear first, immediately after he talks to his team. He will be followed by the visiting coach. **The Maryland Locker Room is open to credentialed media for a brief period after Coach Williams concludes his comments to the media.** This is in accordance with ACC rules. The visiting team's locker room access policy is determined by officials of that school.

Postgame Statistics

Statistics packets, including running play-by-play, first half and final boxscores and post-game quotes, are compiled following every game and made available to the media at press row and in the press room.

E-Mail Services

Basketball releases can be obtained electronically by contacting Chuck Walsh at walsh@wam.umd.edu. List TERP NEWS in the subject heading, and include the name of your media outlet and phone number in your message. (This is a media service only).

Faxback Service

University of Maryland basketball information, including releases, rosters, statistics, and the most recent game box score, can be accessed 24 hours a day through the ACC Faxback service.

ACC Faxback:	336.854.5859
Maryland Release	51150
Notes Only	51151
Stats Only	51152
Recent Boxscore	51153
Schedule Roster	51154

Telephones

A limited number of telephones are available in the Cole Field House press room (calling card or reversed charges required). Any additional telephone requests should be directed to Gary Parker, Asst. Director of Operations and Facilities, at 301 314 7127. List Chuck Walsh as the contact for all installations.

Terrapin Fan Phone

Information on Maryland athletics, including actualities with head coach Gary Williams, can be obtained by calling the Terrapin Fanphone at 301 314 8377.

Website:

www.umterps.com

All of Maryland's news releases and statistics, as well as other information pertaining to the athletic department, can be accessed via the World Wide Web at www.umterps.com.

Welcome to the University of Maryland's Cole Field House. We hope you enjoy your visit.

ACC MEDIA SERVICES

Weekly Teleconference

Beginning the first Tuesday in January and continuing each week through the end of the season, the Atlantic Coast Conference will hold a weekly telephone press conference featuring all nine league coaches beginning at 11 a.m.

Each coach will be available to furnish comments and take questions for 10 minutes beginning with Clemson head coach Larry Shyatt and continuing in alphabetical order by school. Gary Williams is available from 11:40 - 11:50.

The weekly press conference can be accessed by calling (913) 981-5507. The teleconference will be replayed in its entirety for 24 hours following the conclusion of the original press conference. Please contact Brian Morrison of the ACC Office at (336) 851-6062 for further information.

GETTING TO COLE

From Baltimore and North: Interstate 70 South. Exit 25, College Park /US Route 1 South. After approximately one mile take a right hand exit off of US 1 onto Maryland Route 193 West. Go two traffic lights to Stadium Drive. Make a left turn onto Stadium Drive and Cole Field House is on your right.

From Baltimore/Washington International Airport: Interstate 195 West to Interstate 95 South. Travel to exit 25 and follow the above directions to Cole Field House.

From Washington National Airport: Interstate 395 North until it terminates at New York Avenue. Make a right onto New York Avenue and exit at Maryland Route 295 (Baltimore/Washington Parkway). Exit at Maryland Route 193 West (Greenbelt Road) and follow straight for three miles to Stadium Drive.

From Washington/Richmond South: Interstate 95 North until exit 25, College Park/US Route 1 South. Take the above directions to Cole Field House.

From Dulles International Airport and West: Dulles Toll Road to Interstate 495 East. Take 495 East (Washington Beltway), which will change I onto Interstate 95 South for approximately 25 minutes to exit 25. Take the above directions to Cole Field House.

When In Town

WHERE TO STAY

Inn & Conference Center	301 985 7310
Greenbelt Marriott	301 441 3700
Best Western Maryland Inn	301 474 2800
Greenbelt Holiday Inn	301 982 7000
College Park Holiday Inn	301 345 6700
College Park Comfort Suites	301 441 8110
Courtyard by Marriott	301 441 3311
Comfort Inn	301 441 8110
Quality Inn	301 864 5820
Days Inn	301 345 5000
Calverton Holiday Inn	301 474 0894

WHERE TO EAT

94 th Aero Squadron	301 699 9400
Applebee's	301 927 8787
Bennigans	301 982 9780
China Buffet	301 982 6600
Chef's Secret	301 345 6101
Ledo's Pizza	301 422 8622
New York Deli	301 345 0366
R.J. Bentley's	301 277 8898
Santa Fe Cafe	301 779 1345
Sir Walter Raleigh Inn	301 474 6500
TGI Friday's	301 345 2503


LOCAL TAXI CABS

Beltway Cab Company	301 270 2200
Blue Bird and Yellow Cab Company	301 864 7700
North America LTD	301 562 9500
PG County Cab Co.	301 423 1212



U N I V E R S I T Y O F M A R Y L A N D

1999-2000 TV/Radio Chart




#3 Juan Dixon
Guard • 6-3 • 152
R-Sophomore • 1 Letter
Baltimore, Md.




#4 Earl Badu
Guard • 6-0 • 167
Sophomore
Baltimore, Md.




#12 Drew Nicholas
Guard • 6-3 • 165
Freshman
Hempstead, N.Y.




#15 Danny Miller
Guard • 6-8 • 205
Sophomore • 1 Letter
Mt. Holly, N.J.




#20 Matt Hahn
Guard • 6-0 • 162
Senior • 3 Letters
Columbia, Md.




#21 LaRon Cephas
Forward • 6-7 • 223
R-Junior • 2 Letters
Wilmington, Del.




#25 Steve Blake
Guard • 6-3 • 175
Freshman
Miami Lakes, Fla.




#31 Byron Mouton
Guard/Forward • 6-6 • 215
R-Junior • Transfer
Rayne, La.




#33 Mike Mardesich
Center/Forward • 7-0 • 255
R-Junior • 2 Letters
Boston, Mass.



#35 Lonny Baxter
Forward/Center • 6-8 • 250
Sophomore • 1 Letter
Silver Spring, Md.



#44 Terence Morris
Forward • 6-9 • 205
Junior • 2 Letters
Frederick, Md.



#45 Tahj Holden
Forward • 6-10 • 235
Freshman
Little Silver, N.J.



Gary Williams
Head Coach
11th Year At Maryland
Maryland '68



Billy Hahn
Associate Head Coach
11th Year At Maryland
Maryland '75



Dave Dickerson
Assistant Coach
4th Year At Maryland
Maryland '89



Jimmy Patsos
Assistant Coach
9th Year At Maryland
Catholic '89



Troy Wainwright
Dir., Basketball Operations
5th Year At Maryland
Maryland '90



J.J. Bush
Trainer
27th Year At Maryland
Florida State '69



John Bowie
Equipment Manager
11th Year At Maryland




Kurtis Schultz
Strength & Conditioning
1st Year At Maryland

Terps In The NBA



Keith Booth

Walt Williams




Tony Massenburg

Joe Smith



Steve Francis



LaRon Cephas

Matt Hahn

Lonny Baxter

Mike Mardesich

**Gary Williams
Head Coach**

Danny Miller

Juan Dixon

**1999
2000**