



2005-06 UNIVERSITY OF  
**MARYLAND**  
MEN'S BASKETBALL

Gary  
**WILLIAMS**  
Head Coach

Chris  
**McCRAY**  
Senior Guard

Nik  
**CANER-MEDLEY**  
Senior Forward

Travis  
**GARRISON**  
Senior Forward





# MARYLAND BASKETBALL CHAMPIONSHIP

**2002  
National  
Champions**




**2004 ACC Champions**





# TRADITION



**11 Consecutive NCAA Tournaments**

**Seven Sweet Sixteens Since 1994**

**Final Four: 2001, 2002**

**Sweet Sixteen: 1994, 1995, 1998, 1999, 2001, 2002, 2003**

**NCAA Tournament: 1994, 1995, 1996, 1997, 1998, 1999, 2000, 2001, 2002, 2003, 2004**



## 2005-06 UNIVERSITY OF MARYLAND

### MEN'S BASKETBALL SCHEDULE

DAY	DATE	OPPONENT	TIME	TV
Sat.	Nov. 5	ST. FRANCIS XAVIER (Exhibition)	2:00	TBA
Fri.	Nov. 11	VIRGINIA UNION (Exhibition)	8:00	TBA
Fri.	Nov. 18	FAIRLEIGH DICKINSON	8:00	Comcast
		Maui Invitational (Maui, Hawaii • Lahaina Civic Center)		
Mon.	Nov. 21	vs. Gonzaga	5:00	ESPN2
Tue.	Nov. 22	vs. Michigan St./Chaminade	TBA	TBA
Wed.	Nov. 23	vs. TBA	TBA	TBA
Sun.	Nov. 27	NICHOLLS STATE	2:00	Comcast
		ACC/Big Ten Challenge (College Park, Md. • Comcast Center)		
Wed.	Nov. 30	MINNESOTA	7:30	ESPN2
		BB&T Classic (Washington, D.C. • MCI Center)		
Mon.	Dec. 5	vs. George Washington	9:00	Comcast
Wed.	Dec. 7	WESTERN CAROLINA	8:00	TBA
Sun.	Dec. 11	BOSTON COLLEGE*	8:00	FSN
Fri.	Dec. 23	AMERICAN	8:00	Comcast
Wed.	Dec. 28	DELAWARE STATE	8:00	RJ Split
Sat.	Dec. 31	VMI	2:00	Comcast
Wed.	Jan. 4	TEXAS A&M-CORPUS CHRISTI	8:00	TBA
Sat.	Jan. 7	at Miami*	12:00	RJ Split
Wed.	Jan. 11	at Duke*	9:00	ESPN
Sun.	Jan. 15	WAKE FOREST*	7:30	FSN
Sat.	Jan. 21	VIRGINIA TECH*	8:00	RJ Split
Wed.	Jan. 25	at Georgia Tech*	7:00	ESPN
Sat.	Jan. 28	at Temple	2:00	ESPN2
Thu.	Feb. 2	NORTH CAROLINA*	7:00	ESPN
Sun.	Feb. 5	at NC State*	2:00	FSN
Tue.	Feb. 7	VIRGINIA*	7:00	RSN
Sat.	Feb. 11	DUKE*	1:00	CBS
Tue.	Feb. 14	at Clemson*	8:00	RJ Split
Sat.	Feb. 18	GEORGIA TECH*	4:00	RJ Split
Wed.	Feb. 22	at Florida State*	9:00	RJ Split
Sun.	Feb. 26	at North Carolina*	5:30	FSN
Wed.	Mar. 1	MIAMI*	9:00	RJ Split
Sun.	Mar. 5	at Virginia*	3:30	FSN
Thu.-Sun.	March 9-12	at ACC Tournament (Greensboro, N.C.)	TBA	RJ/ESPN
Thu.-Sun.	March 16-19	NCAA First & Second Rounds	TBA	CBS
		(Sites - Greensboro, Jacksonville, Salt Lake City, San Diego, Dayton, Philadelphia, Dallas, Detroit)		
March 23-26		NCAA Regionals	TEA	CBS
		(Sites - Atlanta, Oakland, Washington, Minneapolis)		
April 1 & 3		NCAA Final Four (Indianapolis, Ind.)	TEA	CBS

\* - Atlantic Coast Conference game; All times and dates subject to change; All times Eastern; Home games played at Comcast Center (17:35h) listed in **BOLD**

Radio - All games on the Maryland Sports Radio Network (Flagships: ESPN 1370AM, WHFS-FM 105.7) and [umterps.com](http://umterps.com)

TV Key - ESPN, ESPN2, CBS, Fox Sports Net (FSN) - national broadcasts;

Raycom/Jefferson Pilot networks (RJ/RJ Split), Regional Sports Network (RSN) - regional broadcasts; Comcast Sports Net (Comcast) - regional broadcasts



# TABLE OF CONTENTS

## 2005-06 SEASON PREVIEW

### THIS IS MARYLAND BASKETBALL

2005-06 Schedule .....	1
Table of Contents .....	2
This Is Maryland Terrapins Basketball ..	4
Comcast Center .....	6
The Gary Williams Datebook .....	8
Championship Tradition .....	12
Basketball Family .....	14
The Power of The ACC .....	16
Maryland In The Spotlight .....	18
No Better Place To Be .....	20
So Much... So Close .....	22
Gameday at Garryland .....	24

### 2005-06 SEASON PREVIEW

Season Outlook .....	26
Roster Information .....	29
Pronunciation Guide .....	29
Preseason Notebook & Honors .....	30

### COACHING STAFF

Head Coach Gary Williams .....	32
Assistant Coach Michael Adams .....	42
Assistant Coach Rob Moxley .....	44
Assistant Coach Keith Booth .....	46
Director of Basketball Operations	
Troy Wainwright .....	48
Men's Basketball Support Staff .....	49

### MEET THE TERRAPINS

Nik Coner-Medley .....	52
Travis Garrison .....	55
Sterling Ledbetter .....	58
Chris McCray .....	60
Will Bowers .....	63
Gini Chukura .....	65
Ekene Ibekwe .....	66
Mike Jones .....	69
D.J. Strawberry .....	72
James Gist .....	74
Parrish Brown .....	76
Dave Neal .....	77
Radio/TV Chart .....	78

### ACC & OPPONENTS

About the Atlantic Coast Conference ..	80
ACC & NCAA Tournament Brackets ..	81
2004-05 ACC Standings & Stats .....	82
ACC Composite Schedule .....	84
2005 EA SPORTS Maui Invitational .....	86
American, Boston College .....	88
Clemson, Delaware State .....	89
Duke, Fairleigh Dickinson .....	90

## PROFILES

## OPPONENTS

### 2005-06 Media Guide Credits

The 2005-06 University of Maryland Men's Basketball Media Guide was published by the Maryland Athletics Media Relations Office with the intent to serve all media and followers of Terrapin basketball. Additional copies may be purchased for \$20. Mail orders should include \$3 for postage and handling.

The guide was written and edited by publications coordinator Patrick Fischer, associate athletics director Doug Dull and Mark Fratto. Layout and design by Patrick Fischer. Editorial assistance by Carrie Hubbard, Kelly Bramble, Adam Zundell, Mike Gertin, Daren Jenkins and Jamie Zeltz.

Photography by Bruce L. Schwartzman, Phil Straw, Greg Fiume, Tony Quinn, Bill Vaughan, NEAE/Gutty Images and NBA Properties.

The Maryland Athletics Media Relations staff extends its thanks to all ACC and opponent sports information offices and all members of past sports information staffs that have assisted in compiling information that is an integral part of this guide. Any corrections or additions to the media guide are welcome and should be directed, via e-mail, to Doug Dull at ddull@umd.edu.





The University of Maryland is an equal opportunity institution with respect to both education and employment. The university does not discriminate on the basis of race, color, origin, sex or handicap in admission or access to, or treatment or employment in, its programs and activities as required by federal (Title VI, Title IX, Section 504) and state laws and regulations. Inquiries regarding compliance with Title VI of the Civil Rights Act of 1964, as amended, Title IX of the 1972 Educational Amendment, Section 504 of the Rehabilitation Act of 1973, or related legal requirements should be directed to the Office of Human Relations, 1107 Hornbake Library, University of Maryland, College Park, Md. 20742; telephone—301-405-2636. Inquiries concerning the application of Section 504 and Part 34 of the C.F.R. to the University of Maryland, College Park, may be directed to the Director, Disabled Student Services, 1126 Shoemaker Hall, University of Maryland, College Park, Md. 20742; telephone—301-314-7982 (voice) or 301-314-7683 (TTY).

Florida State, George Washington . . .	91
Georgia Tech, Gonzaga . . . . .	92
Miami, Minnesota . . . . .	93
Nicholls State, North Carolina . . . . .	94
NC State, Temple . . . . .	95
Texas A&M-Corpus Christi, Virginia . . .	96
VMI, Virginia Tech. . . . .	97
Wake Forest, Western Carolina . . . . .	98

### 2004-05 SEASON REVIEW

Review Notebook . . . . .	100
Game-By-Game Results . . . . .	101
Season Statistics . . . . .	102
Team Game-By-Game . . . . .	103
Superlatives & Individual	
Game-By-Game. . . . .	104
Miscellaneous Statistics . . . . .	105
Game Recaps . . . . .	106

### THE RECORD BOOK

Year-By-Year Finishes . . . . .	114
Coaching History, Arena History. . . . .	115
All-Time AP Poll . . . . .	116
All-Time Coaches Poll. . . . .	117
Individual Records . . . . .	118
Individual Leaders . . . . .	119
Class Records . . . . .	124
Annual Leaders . . . . .	126
Team Records . . . . .	128
Largest Margins . . . . .	130
100-Point Games . . . . .	131
Maryland Year-By-Year Stats. . . . .	132
Opponent Year-By-Year Stats. . . . .	133
All-Time Results . . . . .	134
Series Records . . . . .	140
Series Results . . . . .	141
Regular Season Tournaments . . . . .	147
ACC Tournament History . . . . .	148
Postseason History. . . . .	150
NCAA Tournament Records . . . . .	151

### HISTORY AND HONORS

Teams of Tradition . . . . .	156
Honored Jerseys . . . . .	163
Award Winners. . . . .	168
All-Time Roster. . . . .	170
Career Statistics . . . . .	172
Cole Field House. . . . .	175

### TERPS IN THE PROS

Terps In The NBA Draft,	
Lottery History. . . . .	178
Terps' Draft History . . . . .	179
Terps In The Pros . . . . .	180

### UNIVERSITY & ATHLETICS DEPARTMENT

University of Maryland. . . . .	184
Distinguished Alumni . . . . .	186
President C.D. Mote Jr. . . . .	187
Athletics Director Deborah A. Yow . . .	188
Athletics Administration . . . . .	190
Athletics Staff Directory . . . . .	194
Coaching Staff Directory . . . . .	195
Academic Support &	
Career Development . . . . .	196
Strength & Conditioning. . . . .	198
Sports Medicine . . . . .	199
Athletic Development . . . . .	200
Terrapin Radio Network. . . . .	201
Media Guidelines . . . . .	202
Covering The Terps . . . . .	204





# THIS IS MARYLAND

The Terrapins advanced to the semifinals of the Postseason NIT, playing in Madison Square Garden, one of the most famous arenas in the nation. Maryland won three postseason games to earn the trip to the Big Apple.

Maryland has reached 12 straight postseasons. In seven of the last nine years, Maryland has received a top-5 seed in the NCAA Tournament.

## QUICK FACTS

<b>Founded:</b>	1807
<b>Enrollment:</b>	35,329
<b>Nickname:</b>	Terrapins, Terps
<b>Colors:</b>	Red, White, Black and Gold
<b>Arena (Capacity):</b>	Camcast Center (17,950)
<b>Affiliation:</b>	NCAA Division I
<b>Conference:</b>	Atlantic Coast
<b>President:</b>	Dr. C.D. Mote Jr. (California '59)
<b>Athletics Director:</b>	Deborah A. Yaw (Elan '74)
<b>Athletic Department Phone:</b>	301-314-7075
<b>Press Row Phone:</b>	301-314-8624
<b>First Year of Basketball:</b>	1904-05
<b>Overall All-Time Record:</b>	1,269-903 (.584)
<b>NCAA Tournament Appearances/Last:</b>	21/2004
<b>National Championships:</b>	1 (2002)
<b>NCAA Final Fours:</b>	2 (2001, 2002)
<b>NCAA Final Eights:</b>	4 (1973, 1975, 2001, 2002)
<b>NCAA Sweet Sixteens:</b>	13 (1958, 1973, 1975, 1980, 1984, 1985, 1994, 1995, 1998, 1999, 2001, 2002, 2003)
<b>ACC Championships:</b>	7 (Tournament Champions — 1958, 1984, 2004; Regular Season Champions — 1975, 1980, 1995, 2002)

## BASKETBALL STAFF

<b>Head Coach:</b>	Gary Williams (Maryland '68/17th season)
<b>Overall Record (Years):</b>	541-306 (27)
<b>Record at Maryland (Years):</b>	334-178 (16)
<b>Assistant Coach:</b>	Michael Adams (Bastion College '85/1st season)
<b>Assistant Coach:</b>	Rob Maxley (Pfeiffer '94/1st season)
<b>Assistant Coach:</b>	Keith Booth (Maryland '03/2nd season)
<b>Director/Operations:</b>	Tray Wainwright (UMUC '04/10th season)
<b>Basketball Office Phone:</b>	301-314-7029

## MEDIA RELATIONS

<b>Associate A.D./Media Relations:</b>	Doug Dull (Maryland '81)
<b>Media Relations Phone:</b>	301-314-7064
<b>Media Relations Fax:</b>	301-314-9094
<b>Men's Basketball Contact:</b>	Jamie Zeitz (Auburn '94)
<b>Office Phone:</b>	301-314-8052
<b>E-mail:</b>	jzeitz@umd.edu
<b>Cell Phone:</b>	240-417-5763
<b>Athletics Website:</b>	www.umterps.com
<b>Media Relations Mailing Address:</b>	2725 Camcast Center, College Park, MD 20742



## TEAM INFORMATION

<b>2004-05 Overall Record:</b>	19-13
<b>ACC Record/Finish:</b>	7-9, T-6th
<b>ACC Tournament:</b>	0-1 Clemson def. Maryland, 84-72 (First Round)
<b>Postseason:</b>	3-1, NIT Semifinals Maryland def. Oral Roberts, 85-72 (NIT First Round) Maryland def. Davidson, 78-63 (NIT Second Round) Maryland def. TCU, 85-73 (NIT Quarterfinals) South Carolina def. Maryland, 75-67 (NIT Semifinals)
<b>Letterwinners Returning/Lost:</b>	10/4
<b>Starters Returning/Lost:</b>	5/1
<b>Newcomers:</b>	2




# TERRAPINS BASKETBALL



Maryland is one of only six schools to have appeared in 11 of the last 12 NCAA Tournaments, reaching the postseason in each year since the 1993-94 season.



Maryland has won 19 games or more in each of the last nine seasons. The Terps have averaged 23.5 wins per season since 1996-97.



Maryland defeated 2nd-ranked Duke in a nationally-televised game in Cameron Indoor Stadium. The Terps swept the season series with the Blue Devils. Gary Williams leads all active coaches with six victories over No. 1-ranked teams.



Maryland posted the highest total attendance in school history, drawing 299,391 to Comcast Center. The Terps finished sixth in the nation in home attendance.



# Comcast center

## 2005 NCAA DIVISION I MEN'S BASKETBALL HOME ATTENDANCE LEADERS

RANK	SCHOOL	G	ATTENDANCE	AVERAGE
1.	Syracuse	18	413,605	22,978
2.	Kentucky	15	337,796	22,520
3.	North Carolina	15	307,840	20,522
4.	Louisville	17	318,688	18,746
5.	Wisconsin	16	274,272	17,142
6.	<b>MARYLAND</b>	<b>18</b>	<b>299,391</b>	<b>16,632</b>
7.	Illinois	15	245,807	16,387
8.	Kansas	16	260,800	16,300
9.	Arkansas	16	252,608	15,788
10.	Michigan State	15	221,385	14,759


Men's and women's basketball locker rooms are decked with individual lockers, a meeting room, a team lounge, coaches locker rooms and adjoining training facilities.

## COMCAST QUICK FACTS


Capacity .....	17,950
Total Square Feet .....	440,000
On-Site Parking* .....	6,000
Seats for the Disabled .....	170
Restrooms .....	37
Concession Stands .....	12
Luxury Suites .....	20
Building Site .....	On Campus
Heritage Hall .....	Capacity 400
Auxiliary Competition & Practice Venue .....	Capacity 1,500
Terps Merchandise Store .....	Open 10-6, Mon.-Sat. and Gamedays

\*Within an eight-minute walk

Spacious concourses on two levels provide ample room for comfort, including 37 restrooms and 12 concession stands.







The NABC/Sears National Championship Trophy and Final Four jump circle from Atlanta are displayed in Comcast Center to celebrate the Terps' 2002 national title.

Gary Williams has earned a spacious and stylish office to greet players, coaches, guests and recruits.

On Jan. 18, 2003, No. 17 Maryland downed No. 1 Duke, 87-72, in the Terps' first slaying of a top-ranked team in Comcast Center.

**M**aryland's new home for Terrapin Athletics was completed in the fall of 2002 and has already provided three seasons of toppled attendance records and memories on the hardwood. Comcast Center provides a seating capacity of 17,950 fans for basketball, and serves as a campus site for university special events and select community events.

The Terrapins' first public basketball event was its 2002 Midnight Madness celebration, which has grown to one of the premiere student events of the academic year. In its first season, 281,057 fans were on hand to witness Terrapin basketball games for a per-game average of 17,566 as the Terrapins finished fifth in the nation. The Terps went on to finish fifth in the nation once again in 2003-04, with a school-record 287,200 spectators packing the arena for 16 full sellouts and a capacity per-game average of 17,950. A year ago, Maryland drew 299,391 fans to Comcast Center, again setting a school record. The Terps finished sixth in the nation in home attendance and has a three-year average of 17,283.

The honored jersey numbers of 15 of the greatest men's basketball players in school history, as well as banners commemorating the 2002 national championship and the 2002 National Coach of the Year Gary Williams, hang high above the court in Comcast Center's rafters. The 2004 ACC Tournament Championship banner was added at the beginning of last season.

Twenty suites provide enhanced viewing and entertainment capabilities for Maryland fans. Maryland's student section, affectionately known as "GARYLAND," accommodates 4,000 of the Terps' perennial ardent supporters. Students fill the first 10 rows that ring the arena floor and a majority of seats on the arena's west wall – which at an intimidating 35 degree incline provides the Terrapins' with a unique home court advantage.

Comcast Center houses the university's athletics administration offices and includes a 7,000-square-foot Academic Support Center, providing an enhanced study atmosphere for the school's nearly 750 student-athletes on 27 teams. An additional 1,500-seat gymnasium serves as home to the Terps' volleyball, gymnastics and wrestling teams, and Nextel Heritage Hall multi-purpose room is equipped to host banquets, press conferences, meetings and serve as a pre-game restaurant suite overlooking the competition arena.

Comcast Center is an excellent place for alumni and fans to enjoy their favorite sports and share in their common Terrapin spirit. Visitors can learn about the men and women who have forged the Maryland Athletics program among the nation's elite as they stroll through the Terrapin Walk of Fame and History. The Terrapin Team Store, located just off the soaring three-level atrium lobby, allows visitors to outfit their pride. Maryland has once again reclaimed the status of having the best student activities center and basketball arena in the country.



## 1989-90

**June 13, 1989** - Named Maryland's seventh head coach. He becomes only the second former Terp player to be named head coach. **[1]**

**Nov. 25, 1989** - Defeated Delaware State, 87-53, in his first game as head coach.

**Jan. 4, 1990** - Defeated Wake Forest, 88-82, in his first ACC game as Maryland's coach.

**Jan. 10, 1990** - Defeated North Carolina, 98-88, to gain his first victory over a ranked team as Maryland's coach. **[2]**

**March 15, 1990** - Defeated Massachusetts, 91-81, in the first round of the NIT at Cole Field House. Williams becomes the first Maryland coach to take a team to the post-season in his first season.

## 1990-91

**Dec. 29, 1990** - Guided the Terps to victories over Rutgers, 86-81, and South Carolina, 78-69, to gain the championship of the ECAC Holiday Festival at Madison Square Garden. **[3]**

## 1991-92

**March 1, 1992** - Defeated No. 10 North Carolina, 82-80, at Cole Field House.

**June 24, 1992** - All-American Walt Williams selected as the No. 7 overall pick in the 1992 NBA Draft by the Sacramento Kings. **[4]**

## 1992-93

**Jan. 19, 1993** - Defeated No. 12 Oklahoma, 89-78, at Baltimore Arena.

## 1993-94

**Nov. 26, 1993** - Defeated No. 15 Georgetown in overtime, 84-83, at USAir Arena.

**Jan. 17, 1994** - Ranked No. 25 in the weekly AP poll, marking Maryland's first appearance in the national poll since 1985. **[5]**

**March 13, 1994** - Maryland named to the NCAA Tournament for the first time since 1988, earning a No. 10 seed in the Midwest Region.

**March 17, 1994** - Defeated Saint Louis, 74-66, in his first NCAA Tournament game as the Terps' head coach.

**March 19, 1994** - Defeated second-seeded Massachusetts, 95-87, in the biggest upset of the 1994 NCAA Tournament. Maryland reached the Sweet Sixteen for the first time since 1985. **[6]**

## 1994-95

**Nov. 7, 1994** - Signed a seven-year contract extension.


**Dec. 26, 1994** - Ranked No. 9 in the weekly AP Poll to mark the Terps' first top 10 ranking since 1984. **[7]**

**Feb. 7, 1995** - Defeated No. 1 North Carolina, 86-73, for his first win as Maryland's coach over the nation's top-ranked team.

**March 13, 1995** - No. 10 final AP rankings is Terps' first top 10 ranking in a final poll since 1980.



# THE GARY WILLIAMS



TUESDAY, DECEMBER 27, 1994

## AP TOP 25 MEN

Rnk.	School	Record	Pts.
1.	N. Carolina (56)	7-0-0	1,590
2.	UCLA (5)	5-0-0	1,506
3.	Arkansas (3)	8-1-0	1,462
4.	Massachusetts	5-1-0	1,419
5.	Kentucky	5-1-0	1,328
6.	Kansas	7-1-0	1,229
7.	Duke	6-1-0	1,197
8.	Connecticut	5-0-0	1,185
9.	Maryland	8-2-0	1,024
10.	Arizona	7-2-0	989
11.	Syracuse	7-1-0	942
12.	Georgetown	5-1-0	816
13.	Florida	5-2-0	801
14.	California	6-0-0	641
15.	Michigan St.	5-1-0	554
16.	Arizona St.	7-2-0	520
17.	Georgia Tech	7-1-0	492
18.	Wake Forest	6-1-0	437
19.	Wisconsin	6-1-0	399
20.	Cincinnati	7-3-0	377
21.	Iowa St.	8-1-0	310
22.	New Mexico St.	8-2-0	294
23.	Nebraska	9-1-0	182
24.	Indiana	6-4-0	154
25.	St. John's	6-0-0	129

Others receiving votes: Stanford 103, Minnesota 98, Missouri 98, Pennsylvania 56, Illinois 52, Iowa 41, St. Louis 41, Virginia 40, Villanova 35, Oklahoma St. 33, Tulane 31, St. Joseph's 29, Alabama 27, Louisville 17, Oklahoma 17, Virginia Tech 17, Xavier, Ohio 16, Ohio University

Rank	Team	Record	Points
1.	Kansas (29)	16-1	1,552
2.	UCLA (26)	11-0	1,514
3.	Arkansas (3)	12-1	1,458
4.	North Carolina (1)	13-2	1,425
5.	Duke (2)	11-1	1,393
6.	Massachusetts (4)	13-1	1,360
7.	Kentucky	13-2	1,226
8.	Indiana	10-2	1,160
9.	Arizona	13-2	1,050
10.	Connecticut	14-1	949
11.	Temple	9-2	917
12.	Purdue	14-1	879
13.	Louisville	12-2	843
14.	Wisconsin	12-1	788
15.	Michigan	11-3	787
16.	Syracuse	10-2	536
17.	Georgia Tech	10-4	524
18.	Ala.-Birmingham	13-1	413
19.	Cincinnati	12-3	384
20.	Minnesota	11-4	318
21.	California	10-3	316
22.	Xavier, Ohio	11-1	256
23.	St. Louis	14-0	254
24.	West Virginia	10-2	172
25.	Maryland	10-3	130

Others receiving votes: Boston College 124, Oklahoma St. 74, Florida 66, Illinois 56, New Mexico St. 43, Missouri 42, Nebraska 21, Marquette 20, Mississippi St. 14, LSU 11, Virginia 9, W. Kentucky 7, Michigan St. 5, Penn St. 4, Seton Hall 4, Alabama 3, DePaul 3, New Orleans 3, Wake Forest 3, George Washington 2, Providence 2, Tennessee 2, Vanderbilt 2



# MIAMS DATEBOOK



**March 18, 1995** – Defeated Texas, 82-68, to advance to the NCAA Sweet Sixteen for the second consecutive season. **[8]**

## 1995 - 96

**June 28, 1995** – National Player of the Year selection Joe Smith selected as the No. 1 overall pick in the 1995 NBA Draft in Toronto. **[9]**

**March 11, 1996** – Maryland named to the NCAA Tournament for the third consecutive season.

## 1996 - 97

**March 9, 1997** – Maryland named to the NCAA Tournament for the fourth consecutive season.

## 1997 - 98

**Jan. 14, 1998** – Defeated No. 1 North Carolina in OT, 89-83, for his second victory over a top-ranked opponent. **[10]**

**March 8, 1998** – Named to the NCAA Tournament for a school-record fifth consecutive season, earning No. 4 seed in the West Region.

**March 14, 1998** – Defeated No. 22 Illinois to advance to the Sweet Sixteen for the third time in five years. **[11]**

## 1998 - 99

**Nov. 28, 1998** – Defeated Pittsburgh, 87-52, to win the prestigious Puerto Rico Shootout. **[12]**

**March 7, 1999** – Named to the NCAA Tournament for the sixth consecutive season, earning a No. 2 seed in the South Region to match Maryland's highest NCAA Tournament seed in history.

**March 13, 1999** – Defeated Creighton, 75-63, to advance to the Sweet Sixteen for the fourth time in six years.

**June 30, 1999** – Second-team All-American Steve Francis selected as the second pick of the 1999 NBA Draft. Obinna Ekezie and Laron Profit were selected in the second round. **[13]**

## 1999 - 00

**Dec. 11, 1999** – Defeated No. 22 Kentucky, 72-66, to earn his 200th victory while coaching at Maryland.

**Feb. 9, 2000** – Terps upend Duke at Cameron Indoor Stadium, 98-87, to snap the Devils' 18-game win streak which was then the longest in the country. The win also ended Duke's 46-game win streak at Cameron, and an ACC-record 31-game regular season conference win streak.

**March 1, 2000** – Defeated Florida State, 85-70, to stretch its ACC win streak to nine games and establish a new Terrapin record.

**March 12, 2000** – Advanced to its first ACC Tournament final since 1984, and later named a No. 3 seed in the NCAA Midwest Region.



## 2000-01

**March 3, 2001** – Regular season concluded with a 35-point home win over rival Virginia, the largest win in series history.

**March 11, 2001** – Earned its eighth consecutive bid to the NCAA Tournament, a No. 3 seed in the West Region. [1]

**March 22, 2001** – A 76-66 win over Georgetown sends Maryland to the Elite Eight for the first time since 1975.

**March 24, 2001** – An 87-73 win over top-seeded Stanford catapults Maryland to a West Region title and the Terps' first Final Four. Lonny Baxter is named the regional's Most Outstanding Player. [2]

**March 31, 2001** – Maryland is joined by Arizona, Duke and Michigan State at the 2001 Final Four in Minneapolis. [3]

## 2001-02

**Nov. 5, 2001** – Maryland's No. 2 preseason AP ranking is the highest in school history.

**Feb. 17, 2002** – Defeated top-ranked Duke, 87-73, before a capacity crowd at Cole Field House.

**March 3, 2002** – In the final game ever to be played at Cole Field House, Terps beat Virginia 112-92 to clinch their first ACC regular season crown since 1980, and complete a 15-0 home season.

**March 10, 2002** – Earned the highest NCAA Tournament seed in history, drawing a ninth-straight NCAA bid with a No. 1 seed in the East Region.

**March 11, 2002** – Williams earned his first selection as the ACC's Coach of the Year.

**March 12, 2002** – Shooting guard Juan Dixon was honored as AP first team All-American and the ACC's Player of the Year.

**March 17, 2002** – Terps dismantle Wisconsin at MCI Center, 87-57, to advance to their sixth Sweet Sixteen in nine seasons. In the same game, Juan Dixon became the school's all-time scoring leader.

**March 22, 2002** – Defeated Kentucky, 78-68, to reach the NCAA's Elite Eight.

**March 24, 2002** – Outlasted Connecticut, 90-82, to reach the Final Four for a second consecutive season. Lonny Baxter became the 10th player in history to earn Regional MVP honors a second time. [4]

**March 30, 2002** – Defeated Kansas, 97-88, to advance to the school's first-ever championship game. [5]

**April 1, 2002** – Defeated Indiana, 64-52, to claim Terps' first national title in history. [6]

**April 2, 2002** – Williams accepts the Sears Trophy and celebrates the school's first No. 1 ranking in history, by USA Today/ESPN. Later in the same day, over 10,000 fans greeted the champion Terps at a victory celebration at Cole Field House.




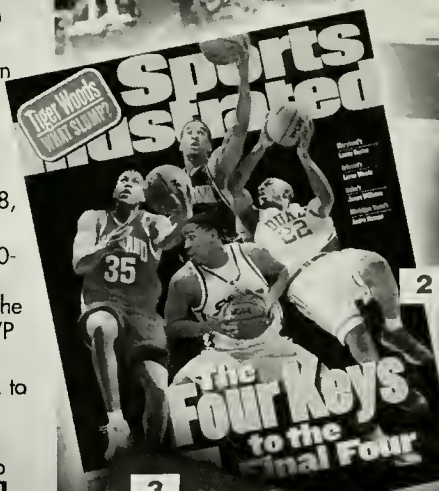
**May 16, 2002** – Williams honored with the Winged Foot Award as the coach of the national champions at a formal dinner hosted by the New York Athletic Club. [7]

**May 21, 2002** – Terps were welcomed at the White House by President George W. Bush. [8]

**June 26, 2002** – Chris Wilcox was chosen as the eighth selection in the 2002 NBA draft, chosen by the Los Angeles Clippers. Dixon was chosen by the Washington Wizards with the 17th selection, marking the first time since 1981 that two Maryland players were selected in the first round of the NBA draft.


# THE GARY WILLIAMS

On solid ground  
Gary Williams restores luster to Maryland





# WILLIAMS DATEBOOK



9

**June 29, 2002** – Accepted the Victor Award in Las Vegas, recognizing college basketball's coach of the year as voted by the National Academy of Sports Editors.

**Oct. 2002** – "Sweet Redemption" hits bookstands. It is the Gary Williams autobiography as told with award-winning author David A. Vise. [9]

## 2002 - 03

**Nov. 24, 2002** – Williams and the Terps open state-of-the-art Comcast Center with 64-49 victory over Miami (Ohio). [10]

**Jan. 18, 2003** – Maryland downs No. 1 Duke, 87-72, tying Williams among active ACC head coaches for the most career victories over top-ranked teams.

**March 2, 2003** – Drew Nicholas' game-winning 3-pointer with 1.5 seconds left at NC State gives Williams his 500th career coaching victory.

**March 21, 2003** – Playing in their 10th straight NCAA Tournament, the Terps are lifted to victory over UNC Wilmington by an unbelievable Nicholas buzzer-beating 3-pointer. [11]

**March 28, 2003** – Terps play in their seventh NCAA Sweet Sixteen game in 10 opportunities at the Alamodome in San Antonio, Texas. [12]

## 2003 - 04

**Dec. 10, 2003** – The Terps post a 69-68 (ot) victory at No. 1 Florida as Williams becomes the nation's winningest active coach over top-ranked opponents.

**March 12, 2004** – Needing a victory to ensure a NCAA bid, the Terrapins down third-seeded Wake Forest, 87-86, in the ACC Tournament's quarterfinal round.



12

**March 13, 2004** – The Terps complete the greatest comeback in ACC Tournament history, overcoming a 21-point first-half deficit to surprise No. 2 seed NC State in the semifinal round.

**March 14, 2004** – Maryland completes the sweep by downing top-seeded Duke, 95-87 (ot), to capture their first ACC Tournament since 1984 and the first of Williams' career. [13]

**March 18, 2004** – Playing as the No. 4 seed in their 11th consecutive NCAA Tournament, the Terps down UTEP, 86-83, to give Maryland an eighth-straight 20-win season.

**March 20, 2004** – For only the third time in the history of the NCAA Tournament, the previous two national champions collide as 2002 titlewinner Maryland faces 2003 champion Syracuse. [14]

## 2004 - 05

**Nov. 26, 2004** – Maryland dominates Memphis, 84-61, before a national television audience at the Hall of Fame Tipoff Classic in Springfield, Mass. (photo available of trophy presentation)

**Jan. 26, 2005** – Defeated second-ranked Duke, 75-66, at Cameron Indoor Stadium behind a 25-point performance from Nik Caner-Medley.


**Feb. 12, 2005** – One of eight sites in all of college basketball selected to host ESPN's new "College Gameday" basketball show, Maryland finished a day-long event with a stirring 99-92 overtime win over Duke, completing the season sweep. [15]

**March 26, 2005** – Maryland defeats TCU, 85-73, in the quarterfinals of the Postseason NIT, earning a trip to Madison Square Garden for the semifinals.


**March 29, 2005** – The Terrapins complete their 12th straight season of postseason action in the NIT semifinals.



6



8



13




10



11



15



14

umterps.com





# CHAMPIONSHIP TRADITION

Tuesday, April 2, 2002  
BALTIMORE, Maryland

## CHAMPIONS

Gritty Terps claim 1st NCAA title



By Dave Maerz  
ATLANTA — The gritty determination of Maryland's basketball players, aided by the grit of their coach, Gary Williams, and the support of their fans, helped the Terps claim their first NCAA championship in 2002.



**NCAA Final Four MVP**  
Juan Dixon had 155 points in the 2002 tourney, the ninth-highest figure in tournament history. His five steals against Indiana were the most in a title game since 1990.



The Terps' 32 victories broke the Maryland record for wins in a season. The Terps became the 15th team in ACC history to win 30 games.



Gary Williams became the first coach to lead his alma mater to an NCAA championship since 1974.




Maryland's Baxter & Dixon duo is the highest-scoring tandem (4,127 points) in NCAA history to win a national championship. They are the 12th-highest scoring duo of all time.

**NCAA CHAMPIONS**  
NCAA East Region Champions  
ACC Regular Season Champs  
and No. 1 Seed in  
NCAA East Region


85	SIENA	70
87	WISCONSIN	57
78	KENTUCKY	68
90	CONNECTICUT	82
97	KANSAS	88
64	INDIANA	52

### Year of the Turtle

Take Title, Pulling Away After Struggling With Nerves



**NICHOLAS WILSON**  
Terrapins' Juan and Duke  
**THOMAS DUFFELL**  
Basketball's Terps Are Title's Hero





Maryland's ACC Tournament title was the third in school history (1958, 1984, 2004) and the first for the Terps in 20 years.

# 2004 ACC CHAMPIONS

## ACC CHAMPIONS

87	No. 3 WAKE FOREST	86
85	No. 2 NC STATE	82
95	No. 1 Duke	87 (OT)

Then-sophomore John Gilchrist averaged 24.0 points, 6.3 assists and 5.3 rebounds per game en route to Tournament MVP honors.

The Terrapins, statistically the youngest team in college basketball in 2004, captured the Atlantic Coast Conference Tournament title in a season where the ACC was rated the toughest conference in the nation.

Maryland was only the third team in tournament history to beat the No. 3 seed, the No. 2 seed and the No. 1 seed en route to the conference crown.

The Terps overcame a 21-point first-half deficit to defeat NC State in the ACC Semifinal Round, marking the greatest comeback in the tournament's 51-year history.



# BASKETBALL FAMILY

**MARYLAND  
MADNESS  
LIVE!**

## MARYLAND MADNESS

The Midnight Madness tradition that Charles "Lefty" Driesell started in College Park in 1971 continues nationally today, and arguably, nobody does it better than the University of Maryland.

Perennially one of the Athletics Department's most popular events, Maryland Madness always features a music and laser light show and performances by the Terrapin Spirit Squad, the Gymkana Troupe and the dance team. More than 15,000 screaming fans have turned out annually to the event to catch a sneak preview of the Terps during their annual intrasquad scrimmage.

Head coach Gary Williams has made his spectacular Midnight Madness entrance a tradition. He rode out onto the court on a Harley-Davidson motorcycle in 2003, and drove Donnie Neuenberger's "Fear the Turtle" NASCAR onto the floor in 2004.

A Gary Williams Look-Alike Contest debuted in 2004, which was a fan-favorite during the evening's program. Maryland Madness 2004 was televised live on Comcast SportsNet.



## BASKETBALL ALUMNI

Former men's basketball players are among the most devoted followers of the Maryland team, and continue their involvement each year through various events, including an annual alumni game during Midnight Madness festivities and an alumni golf outing with Gary Williams.

Among the numerous participants who returned for the past several alumni games and Midnight Madness celebrations include: Mike Anderson, Earl Badu, Jeff Baxter, Adrian Branch, Neil Brayton, Wayne Bristol, LaRon Cephas, Bob Cutler, Matt Downing, Max Etienne, Norman Fields, Keith Gatlin, Ernie Graham, Jerry Greenspan, Joe Harrington, Bob Hart, Dave Henderson, Pete Holbert, Mo Howard, Speedy Jones, Donny Judd, Matt Kaluziński, Mitch Kasoff, Matt Kovarik, Cedric Lewis, Derrick Lewis, Tom McMillen, Dutch Morley, Jim O'Brien, Brian Palmer, Matt Raydo, Johnny Rhodes, Tom Roy, Harvey Sanders, Ron Siegrist, Kurtis Shultz, Duane Simpkins, Garfield Smith, Jim Spiro, Terrell Stokes, Stan Swetnam, Mike Thibeault, Jap Trimble, and "The Wizard" Walt Williams.

## BASKETBALL TRAVEL

The Maryland basketball team flies charter airplanes to nearly every game on its schedule. Pictured is a 50-passenger aircraft which transports the Terps from city to city throughout the season. This regional jet features two-by-two seating with no middle seats, and is the quietest flying jet in the world. It can cruise at 530 mph and up to 41,000 feet.

Charter flights make getting to, and coming back from, any destination easy and comfortable. This type of travel allows the Terps to be on campus and in class as soon as possible following road games, and overnight stays are minimized. The convenience and comfort of charter airplane travel allows for convenient, efficient, frequent service as well as maximized practice and study time.





## IN THE COMMUNITY

The Terrapins and head coach Gary Williams are active members of the University of Maryland and greater Baltimore-Washington, D.C., community. The men's basketball team is involved in extensive charity, fund-raising and public speaking events throughout the year, particularly in the offseason.

In September of 2004, University President C.D. Mote Jr. announced that Williams will co-chair the scholarship component of Maryland's upcoming \$200 million fund-raising campaign. Earlier in the year, Williams served as the commencement speaker at the graduation proceedings for the Robert H. Smith School of Business. He has been heavily involved in the NABC's Coaches vs. Cancer efforts, a program that is a partnership between the National Association of Basketball Coaches and the American Cancer Society. Williams has also worked with Maryland grad Boomer Esiason and others to benefit the Cystic Fibrosis Foundation, hosting charity basketball games and golf events. For the past two years, he has served as the honorary chairman for the Walk Far for N.A.A.R., which has raised more than one million dollars for the National Alliance of Autism Research. He has also chaired the Salvation Army's FORE Kids golf tournament in 2003 and 2004, which raises proceeds for Washington, D.C.'s youth.

In the fall of 2004, Terrapin players and coaches joined with members of the Greek community in raising \$21,000 for Ronald McDonald House Charities as they took part in the Hoops For Kids event at Ritchie Coliseum.

## COMMITMENT TO EDUCATION

Under Gary Williams, the Maryland basketball program continues to place a high priority on education and the personal growth of its student-athletes. Last year, both Maryland seniors, Mike Grinnon and Darien Henry, achieved the ultimate goal of earning their bachelor's degrees. Junior Ekene Ibekwe has again been named the recipient of the LeFrak Scholarship Award. The scholarship represents an endowment established by the Samuel J. and Ethel LeFrak Foundation, and is awarded annually to three Maryland student-athletes who exhibit extraordinary athletic, leadership and scholarship abilities.

Many former Terps continue to work toward their degrees while continuing to pursue professional basketball opportunities. Taj Holden and Drew Nicholas were among many former Maryland players in College Park over the summer working to earn their degrees. Keith Booth, a four-year starter and 1997 All-American selection, graduated in 2003 after pursuing a professional basketball career that included winning the NBA championship in 1998, and is now one of Gary Williams' new assistant coaches. Former Terps Calvin McCall, Laron Profit and Terrell Stokes are all among recent men's basketball players to earn degrees from the University of Maryland.

Maryland student-athletes all work toward completion of their college degrees with the assistance of academic counselor Michael Heflin and the Academic Support and Career Development Unit.

## NBA SUPERSTAR STEVE FRANCIS

One of Terrapin basketball's most prominent alumni superstars in recent years, two-time NBA All-Star Steve Francis remains very close to Maryland's campus in the off-season. Francis, an All-American with the Terps in 1999 and the NBA Co-Rookie of the Year in 2000, maintains close ties with the Terrapin program and can be found in and around College Park during the summer playing pick-up, making public appearances, or in some cases, helping students in need.

Some of Maryland's students were temporarily without a home following a tornado in the fall of 2001 that swept through campus, but Francis was on hand to help. The NBA superstar did his part to aid in local relief efforts by offering a free meal to the near-700 students who reside in the University Courtyard apartments, which had been rendered unsafe after the disaster. Nearly 110 students got word of Francis' dinner and were in attendance at the UM Golf Course banquet facility. Francis joined the group for dinner, remarking to the group that he remembered people supporting him while he was a Maryland student and it was a small way that he could give back to those who helped him.

2005-06 LeFrak Scholar  
Ekene Ibekwe

u m  [terps.com](http://terps.com)



## ACC AND THE RPI REPORT

For the second straight season, the Atlantic Coast Conference was the nation's top-rated conference in the final RPI report, a year after the ACC set an all-time record for conference RPI.

The ACC has been the top-rated conference in five of the past 10 years according to the RPI Report, and in the top three nationally every year since 1996. In addition to 2004 and 2005, the ACC rated first for three consecutive seasons (1996-98), ranked second in 1999, third in 2000, second in 2002 and third in 2003.

## ACC NO. 1 IN THE ASSOCIATED PRESS POLL

There have been 890 Associated Press polls since the first on Jan. 20, 1949. The ACC, despite usually having one of the country's smallest membership totals, is the most ranked conference in the nation with 2,660 listings.

## POLLS REFLECT ACC STRENGTH

With Maryland's No. 1 ranking in the final USA Today/ESPN poll in 2002, the ACC became the first conference in history to have two different teams finish the season ranked No. 1 in the two major polls. Duke finished the season as the top-ranked team in the Associated Press poll and helped the ACC become the first league in NCAA history to finish No. 1 in the final AP poll in consecutive seasons.

## ACC UNPRECEDENTED IN THE ASSOCIATED PRESS POLL

The ACC became the first conference in history to have seven teams ranked in the Associated Press poll during two consecutive weeks during the 1997-98 season. Maryland, North Carolina, Duke, Florida State, Clemson, Wake Forest and Georgia Tech were each ranked in the AP polls of Dec. 1 and 8.

The ACC reached unprecedented success in the AP poll in 2000-01, with five different teams ranked in the Top 25 from start-to-finish: Duke, Maryland, North Carolina, Virginia and Wake Forest.


The ACC has had at least three teams in the final AP poll in 23 of the last 26 years, including a national-most six teams in 2003.

Seven of the 11 teams in the ACC were ranked at least five times in 2004-05.

## ACC IN THE NCAA TOURNAMENT


In terms of success, the Atlantic Coast Conference is unrivaled in the history of the NCAA Tournament. The league teams have made the ACC the winningest conference all-time in NCAA Tournament play, with a cumulative record of 310-149 (.675).

■ In 2005, North Carolina became the third ACC team to win a national championship in the last five years and the 10th overall. The ACC has had at least one Final Four team in 16 of the last 18 years and in 21 of the last 25.





# OF THE M ACC



■ Over the last 17 years, ACC teams have made more Final Four appearances than any other conference. Since 1988, the ACC has made 20 Final Four appearances, with the Big 10 in second at 14.

■ Since the NCAA Tournament expanded to 64 teams in 1985, the ACC has the most Tournament wins (213), the best winning percentage (.678), the most Sweet 16 appearances (59), the most regional final appearances (32) and the most Final Four teams (21).

■ Over the past 25 years (since 1981), four different ACC schools have won a total of eight NCAA titles, three more than any other conference.

■ The ACC is the only conference to have won 10 or more NCAA Tournament games in each of the past two years, and over that span, has won seven more NCAA Tournament games than any other conference. The ACC is 26-10 (.722) over the past two Tournaments. The ACC has had 10 or more Tournament wins in four of the last six years and 14 times overall.

■ In 2004, the ACC was the first conference in NCAA Tournament history to have five teams – Duke (#1), Georgia Tech (#3), NC State (#3), Maryland (#4), Wake Forest (#4) – seeded fourth or higher.

## ACC Television

■ A record-setting 276 television appearances involving Atlantic Coast Conference teams headline the league's 2005-06 basketball schedule. The schedule also boasts 181 televised games involving ACC teams and marks the second straight year that the league has had more than 250 television appearances and the 11th straight year with 200 or more.

■ ACC teams will make 147 appearances on national television networks, including 49 appearances on ESPN, 35 on Fox Sports Net and affiliates, 33 on espn2, 12 on ESPNU, 10 on CBS, seven on ABC and one on ESPN Classic.

■ Fox Sports Net and affiliates will televise 21 games, including 18 Sunday afternoon and evening games on a national basis starting with the Virginia at Arizona game on November 27 ... 14 of the 18 Sunday games are conference matchups.

■ Headlining the non-conference schedule is the seventh annual ACC-Big 10 Challenge, pairing two of the nation's premier conferences in a regular-season challenge series. Last year the ACC won the Challenge for the sixth straight time, winning seven of the nine games played. Also included in the regular-season schedule are 25 games against 20 non-conference opponents that earned NCAA Tournament berths a year ago.

■ In 1998-99, the ACC became the first conference in collegiate basketball history to have its entire conference-game package televised either regionally or nationally.



# MARYLAND IN THE SPO



Playing for the Terps means playing in the nation's fourth-largest media market.



The Terps are covered extensively by two of the nation's top 10 newspapers on a daily basis: the *Washington Post* and the *Baltimore Sun*.




*USA Today*, the nation's newspaper, is headquartered less than 20 miles from Comcast Center.



The Maryland Sports Radio Network can be accessed world wide via the Internet at [umterps.com](http://umterps.com).



Maryland is scheduled to appear on national television 14 times in the 2005-06 season.



**ESPN**  
THE WORLDWIDE LEADER IN SPORTS

The Washington Post THE SUN

WIDE BALTIMORE



WEAL-TV BALTIMORE

9 EYEWITNESS NEWS

The Diamondback THE RICHMOND NEWS-LEADER



# FLIGHT

## Maryland Alumni in the Media

Maryland alumni are familiar faces to sports fans across the nation. Bonnie Bernstein of CBS, Len Elmore, Scott Van Pelt, Pam Ward and Tim Kurkjian of ESPN and Jimmy Roberts of NBC are all Terrapin alumni who have had outstanding broadcasting careers.




ACC basketball will receive extensive live television coverage during the 2005-06 season, with the ESPN networks, Fox Sports Net, CBS and ABC combining for 147 appearances. Counting regional broadcasts, a record 276 ACC appearances headline this season's schedule.

ESPN, which originated its first-ever sports broadcast from the University of Maryland in 1979, has been a regular visitor to College Park. ESPN's College Basketball GameDay picked Comcast Center as one of eight sites to broadcast its new live show in 2005.

ACC basketball is featured weekly during the season on "ACC All-Access" show on regional networks.


# CBS SPORTS

Every major television network — ABC, NBC, CBS and FOX — has a major news gathering affiliate in both Baltimore and Washington, D.C. No university in the East boasts eight major news outlets within a 35-mile radius of its campus except for the University of Maryland. Regional cable broadcast power Comcast SportsNet and local cable outlets provide the Terps with a TV news presence that is unmatched in college basketball.





# NO BETTER PLACE TO BE



There is no better place to be than the University of Maryland, College Park. With its top-ranked academic programs, nationally recognized faculty, diverse population, and lush 1,580-acre campus located between Washington, D.C., and Baltimore, Md., it's no wonder the University of Maryland is a sought-after destination for some of the state's — and the country's — best and brightest students.

Attracting them are some 111 majors and some of the highest-ranked programs in the country. As of 2005, 79 programs rank in the Top 25 nationally and 51 programs are in the Top 15. For instance, in the latest *U.S. News & World Report* undergraduate rankings, the University of Maryland's business school was rated 22nd nationally, while the engineering school was ranked 22nd. In graduate school rankings, the A. James Clark School of Engineering, the School of Public Affairs, the College of Behavioral & Social Sciences, the Robert H. School of Business and the College of Education all had specialties listed among the Top 25 in the nation, according to *U.S. News & World Report*.

High-tech, engineering, and service industries thrive in close proximity to the campus, offering a wide spectrum of internships, work-study opportunities and career choices for students. And, the campus is surrounded by the dynamic cultural opportunities that only a major metropolitan area can provide.

Whether your focus is the sciences or the humanities, a small-town atmosphere or a metropolitan feel, the University of Maryland offers a wide range of educational and cultural opportunities.

There truly is no better place to be than the University of Maryland, College Park.






## Terp Athletics Sixth in Comprehensive Ranking

The University of Maryland athletics department was ranked sixth in the nation in a comprehensive rating system that determines the new Excellence in Athletics Cup, an award developed by the Laboratory for the Study of Intercollegiate Athletics at Texas A&M University.


The national award recognizes key areas including graduation rates, financial efficiency, equity effectiveness and competitive excellence.





# SO MUCH SO CLOSE

City lights, history, sparkling waterfronts, monumental landscapes. Jazz, film festivals, marches and demonstrations. Shopping, professional sports, regattas on the Chesapeake Bay. Not just one city, but three. Not just any city, but the nation's capital, a major port city, and the state capital of Maryland.



WASHINGTON, D.C.

## **WASHINGTON, D.C.**

The nation's capital and its major attractions are within 10 miles of Comcast Center. And the highly efficient Metro rail system, with a station at the campus doorstep, makes navigating the greater Washington, D.C., area easy. Campus shuttle buses serve the College Park Metro station, allowing easy access to one of the country's model transportation systems.

## **BALTIMORE**

The 12th largest city in the United States is often referred to as the "Charm City." Located just 35 miles north of the University of Maryland, its rejuvenation as an urban center is unprecedented. The Inner Harbor, its National Aquarium and tall ships, and the nearby Oriole Park at Camden Yards create an exciting, vibrant holiday atmosphere in a city that boasts one of the world's great sea ports.

## **ANNAPOLIS**

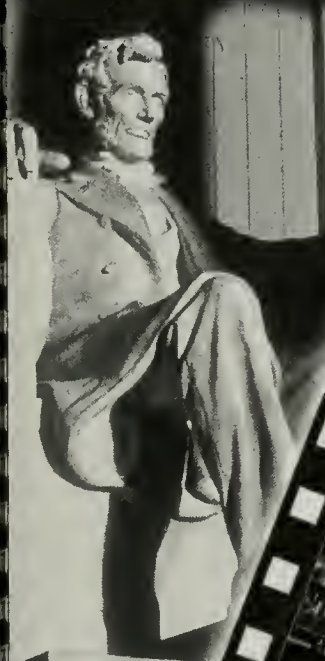
The state capital of Maryland lies just 30 miles east of the University of Maryland. Long called the "sailing capital of the United States," Annapolis is located at the mouth of the Severn River on the Chesapeake Bay. The historic downtown area is known for its wonderful eating and shopping opportunities. There are few places in the world that rival the Chesapeake Bay area for its appealing qualities.

# BALTIMORE



# IT'S ALL HERE

*beyond the  
University of  
Maryland  
campus.*



ANNAPOLIS

## CAMPUS NEIGHBORS

- Arlington National Cemetery
- FDR Memorial
- Federal Bureau of Investigation
- Ford's Theatre
- Frederick Douglass Museum
- John F. Kennedy Center for the Performing Arts
- Library of Congress
- Lincoln Memorial
- MCI Center
- National Aquarium
- National Archives
- National Gallery of Art
- National Mall
- National Zoo
- Oriole Park at Camden Yards
- Pentagon
- Smithsonian Institution
- Supreme Court of the United States
- U.S. Capitol
- Union Station
- Vietnam Veterans Memorial
- Washington Monument
- Washington National Cathedral
- White House



# GAMEDAY AT GARYLAND

Maryland basketball games have become a loud and boisterous experience with capacity crowds since Gary Williams took over as head coach for the 1989-90 season. The Terrapins boast one of the most active and enthusiastic crowds in the country, which has helped carry the Maryland program to two Final Four appearances, the 2002 national championship, the 2004 ACC title and record-breaking attendance totals in each of the last three seasons at Comcast Center.

M Maryland's home attendance numbers have ranked at least sixth in the nation in each of the last three seasons. After shattering all previous records in Comcast Center's first season with an overall attendance of 281,057 (average of 17,566), Maryland eclipsed that mark with 16 full sellouts in 2003-04 when it drew a per-game average of 17,950 to home games.

M In 2004-05, Maryland set a school record when 299,391 fans came to see Maryland basketball games. Over the last three years, home attendance has skyrocketed to 867,648, with an average of 17,283 each time the Terps play in Comcast Center.

M After averaging 13,377 fans and ranking 20th in the country in 1998, the Terps set a then-school record with a 14,474 average in 1999 while ranking 15th nationally. In 2002, Cole Field House's final season, Maryland continued to draw capacity numbers by averaging 14,166 fans and ranking 17th. The Terps drew 14,058 fans and ranked 18th in 2001. Those totals were only eclipsed by the Terps' move to Comcast Center, which ranks as the second-largest on-campus arena in the ACC.

M For the past six seasons, the Terps have set school records and ranked in the top 10 nationally in overall attendance, home and away. Maryland has eclipsed its own overall record in five straight seasons, and played before at least 400,000 fans in seven consecutive seasons.

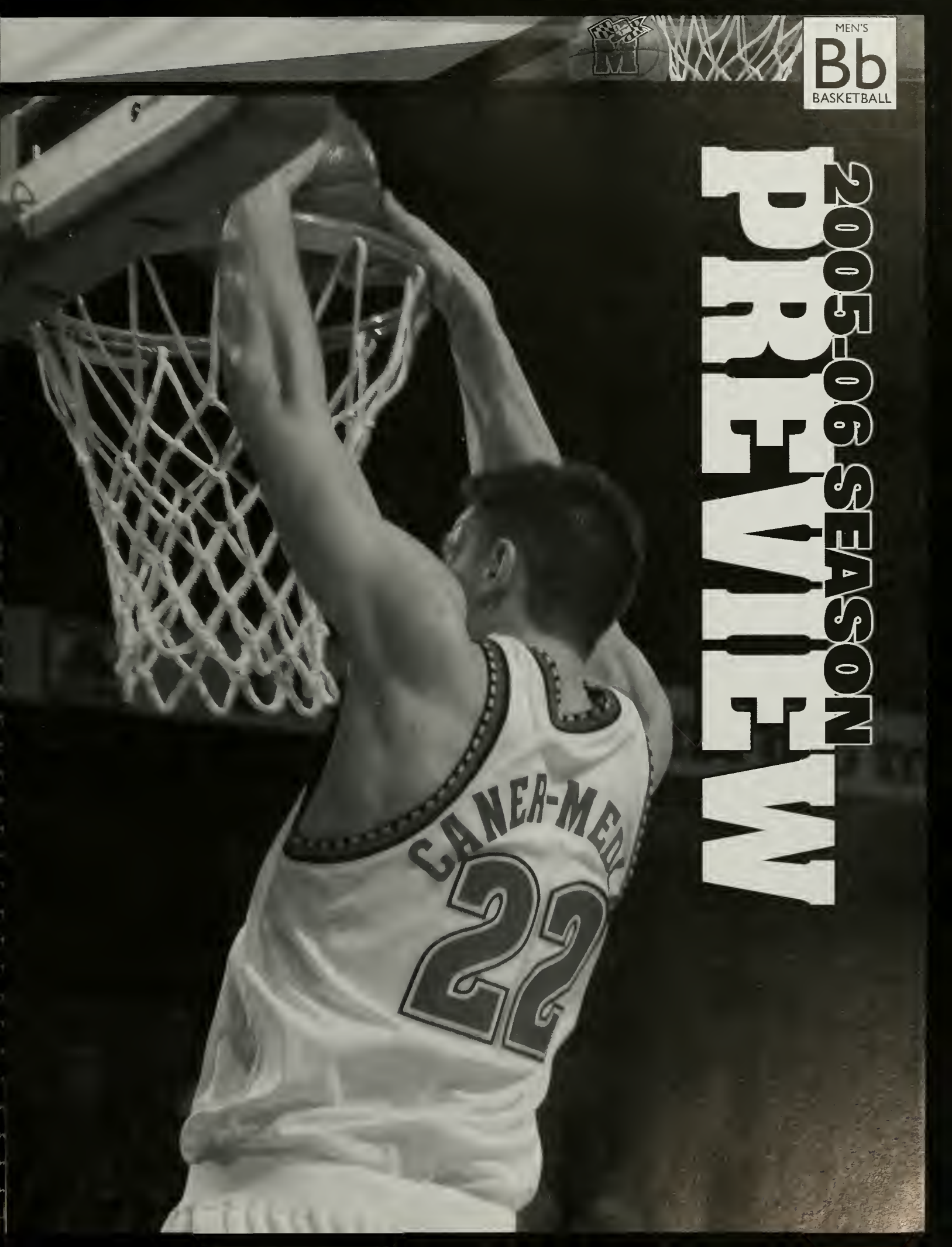
M Maryland's school-record home attendance average in 2004 included 16 regular season home games played before crowds that reached a capacity 17,950. Maryland played to 100 percent capacity for the entire season in the \$125 million, 17,950-seat Comcast Center, after playing to 98 percent capacity in the arena's inaugural year.

M Maryland has combined to fill its home arena to more than 95 percent capacity since the 1993-94 season.

M More than 2.6 million people have watched men's basketball in College Park over the last 12 seasons, as the Terps have forged one of the most consistent and animated home crowds in the nation. The Terps own a 155-25 (.861) home record in the last 12 seasons, with perfect marks in 2002 (15-0) and 1995 (16-0).

M During Gary Williams' tenure as head coach, the Terps have achieved double-digit home victories in 15 out of 16 seasons.





MEN'S  
**Bb**  
BASKETBALL

# 2005-06 SEASON PREVIEW

CANER-MERHAN  
**22**



# SEASON OUTLOOK

**VETERAN SQUAD LOOKS FOR RETURN TO NCAA TOURNAMENT SUCCESS.**

The saying goes, "What goes around comes around," and as the Maryland men's basketball team approaches the 2005-06 season, it appears to be "coming around."

Two seasons ago, head coach Gary Williams led his squad – a team that statistically rated as the youngest team in the nation – to the 2004 ACC championship. With only one senior and the core of the squad comprised of a combined nine freshmen and sophomores, the young Terps rose to unprecedented heights, defeating three of the ACC's best en route to the school's third tournament title.

Last season, though a year older, the Terps were still comprised of mainly underclassmen. With only one scholarship senior on the roster and a key injury suffered midway through the season, the Terrapins compiled 19 victories, managed a sweep of league rival and eventual ACC champion Duke, and built a postseason run that carried the squad to the NIT semifinals after narrowly missing a 12th straight NCAA bid.

It is a different story for Williams' 2005-06 squad, as the Terrapins are no longer the "new kids on the block." The always-driven head coach now has the type of senior-laden team he believes is poised to achieve great things. The Terps – a year older, wiser and hungrier – return one of the ACC's deepest and most talented rosters and are looking to take their coach back to the NCAA Tournament and deep into March.



Gary Williams

**"WE HAVE TO BE TOUGHER. OUR DEFENSE AND REBOUNDING – ALL THOSE THINGS THAT MAKE YOU A GOOD TEAM – HAVE TO BE THERE ON A MORE CONSISTENT BASIS. WE WERE ABLE TO DO THAT AT TIMES LAST YEAR, BUT WE COULDN'T DO THAT FOR THE 32 GAMES." - GARY WILLIAMS**

"I'm very optimistic. We have an experienced group returning. I think you always look at that in college basketball – you see how much experience you have coming back," said Williams. "This is our year with seniors, and we haven't had really more than one senior in the last two years. This is an opportunity for the seniors to be great leaders and to be people who work really hard. They realize that this is their last year in college, and this is their year to see how good we can be."

The Terrapins return a deep and talented backcourt, with all the personnel that engineered last year's postseason resurgence and NIT run. Further, junior defensive dynamo D.J. Strawberry returns to the backcourt unit after recovering from an ACL tear suffered midway through last season. Strawberry's energy, enthusiasm and minutes were certainly missed last year as the Terps hit the always-difficult grind of the ACC conference schedule.

"One thing that I think got overlooked last year is that we lost D.J. Strawberry," said Williams. "A very significant player as a freshman who last year was able to play in only one league game. Having him back will be key because he can play three positions."

Maryland's frontcourt also returns in its entirety, a year stronger and more experienced. Last season some of the Terrapins' younger post players proved their worth among the ACC's best, and Williams and his staff are once again in a position to mix and match for a four-man frontcourt. Versatility and depth in the post have been keys to success during Maryland's championship seasons, and the Terrapin frontcourt is fully loaded for the new campaign.

Despite 541 career victories and 12 consecutive postseason appearances, the never-complacent Williams is as determined as ever to drive his 2005-06 squad to a season of success. The Terrapins will be ready from the jump on the first day of practice, and their head coach has already seen the positive signs of things to come.

"We have to be tougher. Our defense and rebounding – all those things that make you a good team – have to be there on a more consistent basis. We were able to do that at times last year, but we couldn't do that for the 32 games," said Williams. "Now we have to step up and make that commitment. You are able to do that because of how hard you work in the summer and in the fall before the start of practice. I think our guys have been working harder this offseason than they did a year ago."

## FRONTCOURT

One of the most athletic and versatile frontcourts in the ACC returns for the Terrapins – a year smarter, a year more mature and a year more experienced.

Nik Caner-Medley and Travis Garrison led the 2004-05 Terrapins in scoring and rebounding, respectively, and are poised to again assume leadership roles in this, their senior seasons. Combined with athletic power forwards Ekene Ibekwe and James Gist, as well as a much-improved and solid Will Bowers, Maryland's frontcourt could give opponents a number of matchup problems this year.

Caner-Medley, one of the preseason candidates for the 2005-06 Wooden Award, averaged 16.0 points per game last year, eclipsing the elusive 500-point mark for the Terrapins. Always one of the best all-around players on the



Nik Caner-Medley





team statistically, Caner-Medley finished last year among team leaders in rebounding (third at 6.2 per game), assists (third) and steals (second). He improved his average in 16 league games to 16.6 points per game.

"Nik had some games last year that were tremendous, such as his performance at Duke," said Williams. "This year, he has to be more consistent. Nik has worked hard in camps over the summer and played against guys who are considered to be the best players in the country. He knows what it takes, and I look forward to Nik to have a great senior year."

Despite often being matched up with taller players, Garrison is one of those players who finds a way to have the ball land in his hands. He led the Terps with 207 rebounds, including 76 offensive boards, giving witness to his ability to create second-chance opportunities for his teammates. Garrison led the Terps in four Postseason NIT games in scoring (15.0 ppg) and rebounding (9.3 rpg). It was the second straight season he had peaked at the right time for the Terrapins, as he finished strong in the spring of 2004.

"Travis is a great shooter for a big man, and he has had some unbelievable games where he's done it all," said Williams. "This year as a senior, Travis has to be more consistent

throughout the season, and rebound and play great defense even when his shot is not falling."

One of the most athletic big men to play at Maryland, the 6-foot-9 Ibekwe has led the Terrapins in blocked shots in each of his first two seasons in College Park. He finished with 55 a year ago and was second to Garrison in rebounding at 6.3 boards per game. Ibekwe also possesses some range with his jumper.

"Ekene has shown flashes of being a great player," said Williams. "He knows he has to be in a little better shape this year, but there are very few people at that 6-9 size with his flexibility and quickness."

Bowers, who is Maryland's tallest player at 7-foot-1, improved his game impressively prior to the 2004-05 season, earning himself significant playing time as a sophomore. Bowers started 10 games at center for Maryland a year ago, giving the Terps much needed size, bulk and presence under the basket. He had back-to-back double-figure scoring games late in the season, including a 14-point effort in the NIT opener against Oral Roberts.

Gist was another pleasant surprise as a freshman for Maryland a season ago. Playing in all but one game and averaging 17 minutes, Gist provided a needed spark off the bench for the Terps while shooting .493 from the field. He also finished with 31 blocks, ranking third on the team in that category despite being a reserve. Gist had six games in double figures last year, including a career-high 18 points in a late-season start at Virginia Tech.

Junior **Gini Chukura**, a 6-foot-5 walk-on at small forward a year ago, and 6-foot-7 freshman **Dave Neal**, a powerfully built frontcourt player from nearby McLean, Va., will also see action on the front line for Maryland in 2005-06.



## BACKCOURT


Experience and talent abounds in the Maryland backcourt for 2005-06, as a strong group that led the Terrapins to a run to the Postseason NIT semifinals returns for a new season. The Terps have the tools to play well at the guard positions, and Williams is hoping those tools, coupled with hard work in the off-season will translate into success.

"We have pretty good size, our guards are big," the coach says of his backcourt. "Mike Jones, D.J. Strawberry and Chris McCray are all that 6-4, 6-5 size. Sterling Ledbetter is about 6-4 at the point guard position, and Parrish Brown is a very strong 6-1. We have good size and good depth in our backcourt."

**McCray** was possibly the most consistent performer for Maryland a year ago, hitting double figures in scoring in all but five games. He averaged 14.1 points, 4.3 rebounds, was second on the team with 99 assists and led the team with 58 steals as a junior. McCray also was one of the top free-throw shooters in the ACC a year ago, hitting .903 at the line.

"Chris has a tremendous amount of experience, has good size and can handle the ball well for a shooting guard," said Williams. "Now he needs to take it to the next level as a shooter. When he has open shots, he has to knock them down."

**Strawberry**, like McCray a tall shooting guard at 6-5, is hoping that hard work at rehabilitating after knee surgery could make him even stronger than he was before the injury. Strawberry played in 14 games in 2004-05 before suffering the season-ending injury in mid-January. He was averaging 7.1 points per game at the time of his injury, but his defensive effort against opposing guards was the big





difference. Strawberry had 24 steals in only 300 minutes for the Terps prior to the injury. He can play three positions for the Terps, so he is an important ingredient to Maryland's success in the new year.

"He was our best perimeter defender as a freshman, and that is uncommon for a first-year player," said Williams. "That defensive quality D.J. has is contagious. He is not going to be rushed back, but when he is back at 100 percent, he is going to make us a much better team defensively."

Jones continued to show progress last season, showing at times his ability to instantly take over a game offensively. He had seven double-figure games in the Terps' final 13 outings of the year, including 58 points in the Terps' four games in the Postseason NIT, averaging 14.5 points in 18.5 minutes in those appearances. Williams is hoping that Jones can round out his game for his junior season in order to provide more depth and punch to the No. 2-guard spot.

At the point, Ledbetter and Brown are experienced players who will give Williams some options and some depth to use in that important position.

Ledbetter took over the starting duties during the Terps' run through the Postseason NIT. As Maryland went 3-1 in that stretch, Ledbetter played well, averaging 6.0 points, 5.3 rebounds and 5.0 assists in the four games. He had back-to-back 10-point games in the first two rounds, just missing double-doubles in each of those games.

"Sterling had an opportunity at the end of the year to start the NIT games and average 30 minutes per game," said Williams. "That gave him a good chance to see what he had to work on for this year. He is in a great position to be the starting point guard, but he has to earn it."

Giving him some strong competition for the starting spot will be Brown, a highly regarded transfer from Kennedy King Community College in Chicago. The 6-foot-1 junior averaged 22 points, five assists and five boards per game as a sophomore and was a finalist for the Region IV Player of the Year honors at King. Brown could play both positions as a Terrapin, giving Williams even more options in what will be a talented, deep backcourt.


## NEW ASSISTANT COACHES

Adding to the excitement of a new season will be the addition of a pair of talented assistant coaches to the Maryland basketball staff. Rob Moxley and Michael Adams will replace Dave Dickerson and Mike Lonergan, each of whom earned head coaching positions in the off-season. CBS Sportsline.com praised both hires in a story during the spring, listing Adams atop a list of "best off-season hires."


"I'm happy that Dave and Mike were able to get head coaching positions, and I take a lot of pride in that," said Williams. "You miss those guys, but it also gives you a chance to re-evaluate what you feel is important in your staff."

Moxley was highly regarded as one of the top assistants in the nation after spending seven years at Charlotte. He is able to handle all phases of the game, but is possibly known best for his ability to work on shooting technique as well as recruit top players.

"With the two openings, I tried to get a guy with a great deal of recruiting experience," said Williams. "Rob has been considered one of the top 10 assistants in the country over



D.J. Strawberry



Mike Jones

the last few years. Given his Maryland background, he knows the people you have to know in this area, plus he is known nationally."

Adams, who most recently was the head coach of the WNBA Washington Mystics, played for Williams while both of them were at Boston College. Adams brings 14 years of professional experience as both a player and a coach.

"It was a great opportunity to get Michael Adams," said Williams. "I had stayed in touch with Michael since he played for me at Boston College. I have always respected Michael's work ethic — how hard he worked to make it into the NBA... and his attitude can really help our team."

Former NBA player and Terrapin standout Keith Booth will return to the staff, giving recruits an opportunity to learn first-hand what it's like to be a player at the University of Maryland.

"Keith did a remarkable job in his first year in college coaching," said Williams. "He does a great job in every aspect on the floor, including recruiting and camp, and the other things you do as an assistant coach."

## SCHEDULE

Once again, being a member of the Atlantic Coast Conference ensures that the schedule faced by the University of Maryland will be among the most difficult in the nation. The addition of the 12th member of the league, Boston College, brings another strong opponent onto the Terps' slate for 2005-06, as the Eagles were a participant in the NCAA Tournament a year ago.

"The schedule, beginning with the Maui Invitational through the always-tough ACC regular season, will be difficult," said Williams. "However, at Maryland, we enjoy the challenge of competing with the top teams in the country. It should be an exciting year for our fans."

Maryland opens its 2005-06 schedule on November 18 against Northeast Conference champion Fairleigh Dickinson, one of at least 15 matchups with opponents that made the postseason a year ago, including 11 that reached the NCAA Tournament.

Also highlighted on the schedule is Maryland's appearance in one of the best regular-season tournament fields in history, as six former national champions are among the eight teams in the Maui Invitational. The Terps' first-round opponent in that event is Gonzaga, which is a perennial national power.

The Terrapins have a six-game homestand through most of December into the first week of January, during which Maryland will open its ACC schedule by hosting Boston College on national TV on Dec. 11.

In its 16-game ACC schedule, Maryland will have home-and-home matchups with its travel partners Virginia and Duke, as well as defending NCAA national champion North Carolina, Georgia Tech and Miami. In conference games at home, the Terps face Boston College, Wake Forest and Virginia Tech once each during the regular season. Maryland will play its only regular-season meetings against ACC foes Florida State, NC State and Clemson on the road.





# ROSTER INFORMATION

## ALPHABETICAL

No.	Name	Pos.	Ht.	Wt.	Cl.-Exp.	Hometown (High School/Previous School)
31	Will Bowers	C	7-1	262	Jr.-2V	Hanover, Md. (Archbishop Spalding)
24	Parrish Brown	G	6-1	175	Jr.-JC	Chicago, Ill. (Thornridge/Kennedy King C.C.)
22	Nik Caner-Medley	F	6-8	240	Sr.-3V	Portland, Maine (Deering)
33	Gini Chukura	F	6-5	210	Jr.-1V	Silver Spring, Md. (Good Counsel)
4	Travis Garrison	F	6-8	241	Sr.-3V	Suitland, Md. (DeMatha)
15	James Gist	F	6-8	223	So.-1V	Silver Spring, Md. (Good Counsel)
25	Ekene Ibekwe	F	6-9	220	Jr.-2V	Carson, Calif. (Carson)
23	Mike Jones	G	6-5	204	Jr.-2V	Dorchester, Mass. (Thayer Academy)
12	Sterling Ledbetter	G	6-4	198	Sr.-1V	Laurel, Md. (Laurel/Allegany C.C.)
13	Chris McCray	G	6-5	192	Sr.-3V	Capitol Heights, Md. (Fairmont Heights)
35	Dave Neal	F	6-7	245	Fr.-HS	McLean, Va. (Bishop O'Connell)
5	D.J. Strawberry	G	6-5	201	Jr.-2V	Corona, Calif. (Mater Dei)

## NUMERICAL

No.	Name	Pos.	Ht.	Wt.	Cl.-Exp.	Hometown (High School/Previous School)
4	Travis Garrison	F	6-8	241	Sr.-3V	Suitland, Md. (DeMatha)
5	D.J. Strawberry	G	6-5	201	Jr.-2V	Corona, Calif. (Mater Dei)
12	Sterling Ledbetter	G	6-4	198	Sr.-1V	Laurel, Md. (Laurel/Allegany C.C.)
13	Chris McCray	G	6-5	192	Sr.-3V	Capitol Heights, Md. (Fairmont Heights)
15	James Gist	F	6-8	223	So.-1V	Silver Spring, Md. (Good Counsel)
22	Nik Caner-Medley	F	6-8	240	Sr.-3V	Portland, Maine (Deering)
23	Mike Jones	G	6-5	204	Jr.-2V	Dorchester, Mass. (Thayer Academy)
24	Parrish Brown	G	6-1	175	Jr.-JC	Chicago, Ill. (Thornridge/Kennedy King C.C.)
25	Ekene Ibekwe	F	6-9	220	Jr.-2V	Carson, Calif. (Carson)
31	Will Bowers	C	7-1	262	Jr.-2V	Hanover, Md. (Archbishop Spalding)
33	Gini Chukura	F	6-5	210	Jr.-1V	Silver Spring, Md. (Good Counsel)
35	Dave Neal	F	6-7	245	Fr.-HS	McLean, Va. (Bishop O'Connell)

**Head Coach:** Gary Williams, 17th Year at Maryland (Maryland '68)

**Assistant Coaches:** Michael Adams, 1st Year at Maryland (Boston College '85); Rob Moxley, 1st Year at Maryland (Pfeiffer '94); Keith Booth, 2nd Year at Maryland (Maryland '03)

**Director of Basketball Operations:** Troy Wainwright, 10th Year at Maryland (UMUC '04)

**Athletic Trainer:** J.J. Bush, 34th Year at Maryland (Florida State '69)

## SQUAD BREAKDOWN TERPS BY CLASS

**Seniors (4):** Caner-Medley, Garrison, Ledbetter, McCray

**Juniors (6):** Bowers, Brown, Chukura, Ibekwe, Jones, Strawberry

**Sophomores (1):** Gist

**Freshmen (1):** Neal

## TERPS BY STATE

**California (2):** Ibekwe, Strawberry

**Illinois (1):** Brown

**Maine (1):** Caner-Medley

**Maryland (6):** Bowers, Chukura, Garrison, Gist, Ledbetter, McCray

**Massachusetts (1):** Jones

**Virginia (1):** Neal

## TERPS BY HEIGHT

**7-1 (1):** Bowers

**6-9 (1):** Ibekwe

**6-8 (3):** Caner-Medley, Garrison, Gist

**6-7 (1):** Neal

**6-5 (4):** Chukura, Jones, McCray, Strawberry

**6-4 (1):** Ledbetter

**6-1 (1):** Brown


## PRONUNCIATION GUIDE

**Gini Chukura:** GIN-ee cha-KOOR-uh

**James Gist:** hard "G", rhymes with fist

**Ekene Ibekwe:** uh-KEN-ay ih-BECK-way

**Nik Caner-Medley:** NIK KAY-nur MED-lee





20  
06




MARYLAND

27  
SPORTS1  
TEAMFEAR  
THE  
TURTLE!

# PRESEASON HONORS

Returning 10 letterwinners and four starters from a team that rallied at the end of the season, Maryland has garnered some national attention from those in the know about college basketball. With a senior-laden squad and a veteran coach known for bringing the best out of his individual talent, the Terrapins are picked among the nation's best teams going into the 2005-06 season.

The Atlantic Coast Conference again is gathering national recognition from the pre-season magazines. The Blue Ribbon Yearbook has five ACC teams ranked in its preseason top 25, including league newcomer Boston College, which was 10th.



## TERPS IN NATIONAL PRESEASON RANKINGS

Andy Katz, ESPN Summer Session	13th
Slam Magazine	16th
Dick Vitale, ESPN	23rd
Blue Ribbon Yearbook	25th

## ACC PRESEASON RANKINGS

Lindy's	5th
Athlon Sports	5th
Street & Smith's	7th

## INDIV. PRESEASON HONORS

### PARRISH BROWN

"Best Transfer" in ACC, Street & Smith's

### NIK CANER-MEDLEY

No. 7 small forward in the nation, Lindy's  
No. 10 "Inside-Out" players in the nation, Athlon  
Preseason Second Team All-ACC, Athlon

### CHRIS MCCRAY

No. 14 shooting guard in the nation, Lindy's  
Preseason Third Team All-ACC, Athlon  
"Best Instincts" in ACC, Street & Smith's

### D.J. STRAWBERRY

ACC "Most Versatile", Lindy's

"THE TERPS STILL HAVE THE CORE OF THEIR TEAM RETURNING WITH SENIORS NIK CANER-MEDLEY, CHRIS MCCRAY, TRAVIS GARRISON, EKENE IBEKWE AND STERLING LEDBETTER. GARY WILLIAMS IS DRIVEN TO GET THIS TEAM BACK TO THE TOURNAMENT AND THEN SUCCEED IN THE FIELD... ONE OF THE TOUGHER HOME COURTS IN THE ACC, LET ALONE THE COUNTRY.

"THIS GROUP OF MARYLAND PLAYERS COULD BE GOING THROUGH SOMETHING SIMILAR TO WHAT MICHIGAN STATE EXPERIENCED, WHEN THE CLASS WAS HYPED BUT HADN'T PRODUCED JUST YET. THIS COULD BE THE SEASON."

**ANDY KATZ, ESPN.COM**

"TALENT SHOULD NOT BE AN ISSUE AT MARYLAND THIS SEASON. IF WILLIAMS AND NEW ASSISTANTS MICHAEL ADAMS AND ROB MOXLEY CAN CONVINCE THE TERRAPINS TO PLAY WITH MORE PASSION AND ENERGY, PARTICULARLY ON THE DEFENSIVE END OF THE COURT, THEY COULD EMERGE AS ONE OF THE THREE BEST TEAMS IN THE CONFERENCE."

**ATHLON SPORTS.**

"IN GARY WILLIAMS WE TRUST. TERPS WILL GO DANCING AGAIN,"

**LINDY'S.**





MEN'S  
**Bb**  
BASKETBALL

# COACHING STAFF

BASKETBALL  
HALL OF FAME  
CHAMP-CHAMP-CHAMP  
CLASH





20  
06

MARYLAND

27  
SPORTS


1  
TEAM

FEAR  
THE  
TURTLE!



**GARY WILLIAMS**  
**HEAD COACH • MARYLAND '68**  
**17TH SEASON AT MARYLAND**  
**(334-178, .652)**  
**28TH SEASON OVERALL**  
**(541-306, .639)**

**ACC**  
ATLANTIC COAST CONFERENCE



**WILLIAMS**





Since returning to the College Park campus in 1989, Gary Williams (Maryland '68) has led his alma mater's basketball program from a period of troubled times to an era of national prominence. With 11 NCAA Tournament berths in the last 12 seasons, seven Sweet Sixteen appearances, a pair of consecutive Final Four showings, and the 2002 national championship – the first of its kind in Maryland basketball history – Williams and his staff have literally forged what is now more than a decade of dominance in college basketball's most storied and competitive conference.

Now, with 334 victories as Maryland's head coach, Williams is on the cusp of becoming the Terrapins all-time winningest head coach. He needs 15 victories to eclipse the mark of former Terp mentor Charles "Lefty" Driesell, who amassed 348 victories in 17 seasons from 1969-70 to 1985-86. The Terrapins have averaged 23.5 wins per year since the 1996-97 season.

With 541 career victories in 27 seasons overall, Williams is the 11th-winningest active head coach in NCAA Division I men's basketball.

Williams was heralded as the national and Atlantic Coast Conference Coach of the Year during the Terps' 2002 championship run. He is one of just 11 active coaches in America to boast a national title and one of only three in the conference. He has become the fifth-winningest coach in ACC history after transforming the Maryland program into one of the nation's most formidable, and building a Baltimore-D.C. area following that has consistently resulted in packed arenas. After demolishing attendance records with sellout crowds during the final years of Maryland basketball at Cole Field House, Williams' Terps have finished in the top ten nationally in each of the last three seasons, ranking fifth in 2002-03 and 2003-04, and sixth in the country in 2004-05. The Terrapins played before a school-record 299,391 fans last season, averaging crowds of 16,632 and selling out 15 home contests.

- In June of 2005, Williams received the University of Maryland's highest alumni honor as he, Connie Chung, Renaldo Nehemiah and others were inducted into the University of Maryland's Alumni Hall of Fame. Williams was inducted into the University of Maryland's Sports Hall of Fame in 1999.
- In January of 2005, Williams was named one of Washingtonian Magazine's 'Washingtonians of the Year.' He joined others such as Washington D.C. mayor Anthony Williams and Tim Russert of NBC's Meet The Press on the prestigious list.
- In September of 2004, Williams joined Washington Redskins great Darrell Green and Washington Sports and Entertainment Chairman and CEO Abe Pollin as the inaugural inductees into the new Greater Washington Sports Hall of Champions.
- Williams was one of only five coaches in NCAA Division I to have led his team to 11 consecutive NCAA Tournaments, from 1994-2004. The Terrapins' 2005 appearance in the National Invitation Tournament marked the 12th consecutive postseason berth for Williams' teams.
- In guiding his 2004 Terrapins to the ACC Tournament title, Williams became the third coach in league history to lead his team to victory over the top three seeds: No. 3 Wake Forest, No. 2 NC State and No. 1 Duke. By overcoming a 21-point first half deficit against the Wolfpack, Williams engineered the greatest comeback in the 52-year history of the ACC Tournament.
- He is one of seven college basketball coaches since 1980 to guide his alma mater to the Final Four and was the first since 1974 to lead his alma mater to a national title.
- A winner of nearly 70 percent of his NCAA Tournament games while at Maryland, he ranks ninth among active coaches in NCAA Tournament winning percentage overall (.26-13, .667), and 10th in wins (26).
- With a victory over No. 1 Florida in Gainesville on Dec. 10, 2003, he is the winningest coach in the nation against top-ranked opponents (6).
- With his 500th win at NC State on March 2, 2003, the 1968 Maryland grad became the sixth ACC alumnus in conference history to amass as many as 500 coaching victories.
- With 334 wins as Maryland's head coach, Williams is only the sixth mentor in Atlantic Coast Conference history to pass the 300-victory milestone.
- With 139 career ACC victories as Maryland's coach, Williams needs only four ACC wins to surpass Frank McGuire (North Carolina and South Carolina) as the third-winningest ACC coach in terms of conference victories. Only McGuire, Dean Smith (364, North Carolina) and Mike Krzyzewski (250, Duke) have more ACC conference wins.

## NATIONAL PROMINENCE

For Williams, now in his 17th season, the accomplishments of the past 12 years have been particularly sweet for a coach whose roots with the program extend to his playing days in the late 1960s, and whose earliest seasons as head coach were tormented by NCAA sanctions he inherited. The two-time Final Four architect and ACC championship mentor is himself a Maryland alumnus, who found glory for a program whose history is filled with a myriad of some of the most prominent names in college basketball annals: Shue, Lucas, Elmore, McMillen, Albert King, Bias, Buck Williams and Walt Williams.

Guiding his Maryland team to the 2004 ACC title remains a poignant source of pride for Williams and all of the Terrapin faithful. Coaching the most youth-filled team in college basketball to an incredible weekend of success, in a year where the ACC was rated the nation's most competitive conference, is not an accomplishment soon to be forgotten by Maryland's

## COACHES GUIDING THEIR ALMA MATERS TO NATIONAL CHAMPIONSHIPS

Phog Allen, Kansas	1952
Jim Boeheim, Syracuse	2003
Bud Foster, Wisconsin	1941
Howard Hobson, Oregon	1939
Ed Jucker, Cincinnati	1961, 1962
Branch McCracken, Indiana	1940, 1953
Vadal Peterson, Utah	1944
Norm Sloan, NC State	1974
Fred Taylor, Ohio State	1960
<b>Gary Williams, Maryland</b>	<b>2002</b>
Roy Williams, North Carolina	2005

## COACHES GUIDING THEIR ALMA MATERS TO THE FINAL FOUR SINCE 1980

Jim Boeheim, Syracuse	1987, 1996, 2003
Lou Carnesecca, St. John's	1985
Guy Lewis, Houston	1982, 1983, 1984
Eddie Sutton, Oklahoma State	1995, 2004
<b>Gary Williams, Maryland</b>	<b>2001, 2002</b>
Richard Williams, Mississippi State	1996
Roy Williams, North Carolina	2005





fans or the coach himself. The weekend featured three hard-fought, instant-classic contests. In the end, the Terrapins emerged victorious, with their first tournament title since 1984 and only the third in the storied history of the Maryland program. In only three days – three days that were the result of a season's worth of determination, diligence and lessons learned – the Terps were transformed from a team teetering on the edge of the NCAA bubble to a No. 4 seed in the national tournament.

The excitement of the 2004 ACC Tournament conjured images of the Terrapins' NCAA title run only two years earlier. Williams followed a remarkable 2001 Final Four season by compiling the most wins in Maryland history, going 32-4 in 2002. He engineered the school's best regular season ever (25-3), its first outright ACC regular season title since 1980, its first No. 1 seed in an NCAA Tournament, and a return to the Final Four. He earned billing as the league's coach of the year for the first time in his career and later was honored with various national awards, the Victor Award and the New York Athletic Club's Winged Foot Award as the coach of the national champions.

Capping his personal ascent to college basketball's highest pinnacle, Williams added author to his resume in summer 2002 by completing an autobiography entitled *Sweet Redemption*, with award-winning journalist David Vise. The book captures the essence of Williams' arrival at Maryland, the Terps' re-building efforts, their return to the NCAA Tournament in 1994 and their tournament climb ever since.

The rise of the Maryland program has run parallel with Williams' ascent among the most notable in the collegiate coaching fraternity. Williams was one of only five coaches to boast a string of 11 consecutive trips to the NCAA Tournament from 1994-2004. He has produced more than 20 wins in nine of his last 11 seasons, and a school-record eight straight from 1996-97 to 2003-04. Williams' 15 career 20-win seasons ties him for 11th among active coaches.

Williams, 334-178 at Maryland, boasts a 541-306 overall record including four years at American (1979-82), four at Boston College (1983-86) and three at Ohio State (1987-89). In 27 seasons as a Division I head coach, Williams has coached in 14 NCAA Tournaments and guided nine different teams to the NCAA Sweet Sixteen. One of 26 coaches ever to take three different schools to the NCAA Tournament, Williams has guided teams to the NIT or NCAA Tournament at each of his four coaching stops.

During his run of 11 straight NCAA Tournaments at Maryland, he has forged his way to becoming the winningest NCAA Tournament coach in Maryland history with 22 wins and 10 losses – nearly 70 percent. He boasts a 26-13 NCAA Tournament record overall, and has carried Maryland to the Sweet Sixteen in five of the past eight years.

## TERP ALUMNUS

Williams is one of three 500-win coaches who now engineer the programs at their respective alma maters, including Eddie Sutton at Oklahoma State and Jim Boeheim at Syracuse. With Roy Williams of North Carolina, those four also are the only active coaches to direct their alma maters to at least one Final Four appearance, with Gary Williams, Boeheim and Sutton making multiple showings with their alma maters.

In 2001, Williams became just the sixth coach since 1980 to direct his alma mater to the Final Four. A year later, he

## THE GARY WILLIAMS FILE YEAR-BY-YEAR HEAD COACHING RECORD

Year	School	Overall			Conference			Finish	NCAA Tournament Participation
		W	L	Pct.	W	L	Pct.		
1978-79	American	14	13	.519	7	4	.636	4th	
1979-80	American	13	14	.481	5	6	.455	5th	
1980-81	American	24	6	.800	11	0	1.000	1st	
1981-82	American	21	9	.700	8	3	.727	3rd	
1982-83	Boston Coll.	25	7	.781	12	4	.750	T-1st	NCAA West Region Semifinals (1-1)
1983-84	Boston Coll.	18	12	.600	8	8	.500	4th	
1984-85	Boston Coll.	20	11	.645	7	9	.438	6th	NCAA Midwest Region Semifinals (2-1)
1985-86	Boston Coll.	13	15	.464	4	12	.250	7th	
1986-87	Ohio State	20	13	.606	9	9	.500	6th	NCAA Southeast Region Second Round (1-1)
1987-88	Ohio State	20	13	.606	9	9	.500	6th	
1988-89	Ohio State	19	15	.559	6	12	.333	8th	
1989-90	Maryland	19	14	.576	6	8	.429	T-5th	
1990-91	Maryland	16	12	.571	5	9	.357	7th	
1991-92	Maryland	14	15	.483	5	11	.313	8th	
1992-93	Maryland	12	16	.429	2	14	.125	8th	
1993-94	Maryland	18	12	.600	8	8	.500	T-4th	NCAA Midwest Region Semifinals (2-1)
1994-95	Maryland	26	8	.765	12	4	.750	T-1st	NCAA West Region Semifinals (2-1)
1995-96	Maryland	17	13	.567	8	8	.500	T-4th	NCAA West Region First Round (0-1)
1996-97	Maryland	21	11	.656	9	7	.563	T-4th	NCAA Southeast Region First Round (0-1)
1997-98	Maryland	21	11	.656	10	6	.625	3rd	NCAA West Region Semifinals (2-1)
1998-99	Maryland	28	6	.824	13	3	.813	2nd	NCAA South Region Semifinals (2-1)
1999-00	Maryland	25	10	.714	11	5	.688	2nd	NCAA Midwest Region Second Round (1-1)
2000-01	Maryland	25	11	.694	10	6	.625	3rd	NCAA Final Four, West Region Champions (4-1)
2001-02	Maryland	32	4	.889	15	1	.938	1st	NCAA Final Four, NATIONAL CHAMPIONS (6-0)
2002-03	Maryland	21	10	.677	11	5	.688	T-2nd	NCAA South Region Semifinals (2-1)
2003-04	Maryland	20	12	.625	7	9	.438	6th	NCAA Denver Regional Second Round (1-1)
2004-05	Maryland	19	13	.594	7	9	.438	T-6th	
4 Years	American	72	42	.632	31	13	.705		
4 Years	Boston Coll.	76	45	.628	31	33	.484		NCAA — 3-2
3 Years	Ohio State	59	41	.590	24	30	.444		NCAA — 1-1
16 Years	Maryland	334	178	.652	139	114	.549		NCAA — 22-10 (.688)
27 Years	Overall	541	306	.639	225	189	.543		NCAA — 26-13 (.667)

## COACHING HONORS

- Naismith National Coach of the Year Finalist, 1995, 1997, 2002
- National Coach of the Year, 2002 (Basketball America, CBSSportsline.com)
- Atlantic Coast Conference Coach of the Year, 2002
- Victor Award, 2002 (National Academy of Sports Editors)
- Winged Foot Award, 2002 (N.Y. Athletic Club)
- Harry Litwack Eastern Coach of the Year Award, 2002 (Herb Good Basketball Club of Philadelphia)
- District Coach of the Year, 2002 (Basketball Times)
- Seaboard Region Coach of the Year, 1997, 2002 (Basketball Times & Eastern Basketball)
- National Coach of the Year, 2001 (Playboy)
- Atlantic Coast Conference Coach of the Year, 2000 (College Hoops Illustrated)
- Atlantic Coast Conference Coach of the Year, 1998 (ACC Athlete Magazine)
- U.S. Olympic Team Selection Committee, 1988
- Eastern Coach of the Year, 1983
- National Coach of the Year, second runner-up, 1983
- District Coach of the Year, 1981

## INTERNATIONAL EXPERIENCE

- Five-game, 12-day tour of Italy with Maryland basketball team in August of 2004
- Six-game, nine-day tour of France with Maryland basketball team in August of 1994
- Six-game, nine-day tour of Germany with ACC All-Star Team in July of 1990
- Eight-game, 12-day tour of Yugoslavia with Big East All-Star Team in July of 1984

## PLAYING EXPERIENCE

- 1965-67, University of Maryland, basketball letterwinner
- 1964, University of Maryland, freshman basketball team
- 1961-64, Collingswood High School, lettered four years in basketball and baseball

## PLAYING HONORS

- Maryland team captain, 1967
- Maryland field goal percentage record (1,000, 8-8) vs. South Carolina, 12-10-66
- Member 1965 Sugar Bowl Tournament title team and 1966 Charlotte Invitational Tournament championship team

## PERSONAL

Education: University of Maryland, 1968, B.S. in business; Collingswood (N.J.) High School, 1964

Date of Birth: March 4, 1945 in Collingswood, N.J.

Family: Daughter: Kristin Scott (33), Son-in-law: Geoff Scott, Grandchildren: David Geoffrey Scott (born Nov. 15, 1999), Lauren Kelly Scott and John William Scott (born June 19, 2003)



became the first coach since 1974 to guide his alma mater to a national title. Williams is the only active coach to take his alma mater to consecutive Final Four appearances. He is only the eighth mentor ever to guide his alma mater to consecutive Final Fours, and the first since Houston's Guy Lewis in 1982, 1983 and 1984.

A former Terrapin point guard, Williams was a starter under coach Bud Millikan during the 1965, 1966 and 1967 seasons. He was the team captain as a senior and still lists one of his most memorable basketball moments as his experience as a spectator at the 1966 national championship game conducted at Maryland's legendary Cole Field House, between Texas Western and Kentucky.

The former Terrapin student-athlete is also noted as one of just eight former ACC basketball players ever to return to the league as a head coach. On March 2, 2003, Williams became the sixth ACC alumnus to win at least 500 games as Drew Nicholas nailed a buzzer-beating 3-pointer to down NC State, 68-65. With 334 wins as Maryland's head coach, Williams is only the sixth ACC coach to reach the 300 milestone. With 139 career ACC victories as Maryland's coach, he needs only four ACC wins to surpass Frank McGuire (North Carolina and South Carolina) as the third-winningest ACC coach in terms of conference victories.

## WILLIAMS ERA

Inducted into the University of Maryland Sports Hall of Fame in 1999 and the University's Alumni Hall of Fame in 2005, Williams has placed his alma mater's program back among the elite in the always-competitive Atlantic Coast Conference. The Terps have become synonymous with Duke and North Carolina among the league's most dominant programs, and nationally have become a fixture among weekly polls.

Another success story during the Williams Era at Maryland was the coveted home-court win streak over non-conference foes, which spanned more than 12 years and 87 games. Maryland did not lose a non-league home game under Williams for well over a decade since just his fourth home game as head coach: Dec. 12, 1989 vs. Coppin State. The Terps went undefeated against non-conference foes during the final 12 years of competition at Cole Field House, and ran the record to 87 games before a five-point loss to No. 14 Florida on Dec. 14, 2002 at Comcast Center.

The decade of the 1990s was certainly a decade of resurgence for the Maryland basketball team.

Since Williams' arrival as head coach in the summer of 1989, the Terps have soared to a level of national prominence unmatched during the first century of the program – and unmatched by the vast majority of programs nationwide. Included among the many superior accomplishments during the Williams Era are: a school-record 11 straight NCAA Tournament appearances (1994-04) which include consecutive trips to the Final Four, a national crown and seven Sweet Sixteen appearances; the 2004 ACC title; 10 consecutive upper-division finishes in the ACC including runner-up distinction in 1999, 2000 and 2003; an outright regular season ACC title in 2002 and a shared one in 1995; a school-record 28 victories during the 1999 season which



## WILLIAMS FLASHBACK

Check out Gary Williams' player profile as a senior team captain from the 1966-67 Maryland men's basketball media guide.

### GARY WILLIAMS — No. 14

GARY WILLIAMS, 6-0, 170, 21, Senior, Collegeville, N.J. — Maryland's best floor man who can work the ball down the floor quicker than any of his mates... can hit the open man... a fierce competitor with a heart as big as his chest.



### WILLIAMS' PLAYING STATISTICS AT MARYLAND

Year	GP	FG-FGA	FG %	FT-FTA	FT %	Rebounds	Points
1964-65	26	33-87	.379	25-50	.500	80-3.1	91-3.5
1965-66	23	23-61	.377	20-42	.476	74-3.2	66-2.9
1966-67	25	71-134	.530	31-49	.633	82-3.3	173-6.9
Career	74	127-282	.450	76-141	.539	236-3.2	330-4.5

### NCAA DIVISION I COACHING WINS, ACTIVE COACHES

1.	Bob Knight, Texas Tech	854
2.	Eddie Sutton, Oklahoma State	781
3.	Lute Olson, Arizona	740
4.	John Chaney, Temple	724
5.	Mike Krzyzewski, Duke	721
6.	Jim Boeheim, Syracuse	703
7.	Jim Calhoun, Connecticut	703
8.	Billy Tubbs, Lamar	624
9.	Tom Davis, Drake	569
10.	Tom Penders, Houston	545
11.	Gary Williams, Maryland	541
12.	Homer Drew, Valparaiso	538
13.	Larry Hunter, Western Carolina	509
14.	Ben Braun, California	503
15.	Pat Douglass, UC Irvine	498
16.	Dick Bennett, Washington State	479
17.	Bo Ryan, Wisconsin	476
18.	Rick Byrd, Belmont	473
19.	Roy Williams, North Carolina	470
20.	Rick Pitino, Louisville	449

### MOST 20-WIN SEASONS, ACTIVE COACHES

1.	Bob Knight, Texas Tech	28
T2.	Jim Boeheim, Syracuse	27
	Lute Olson, Arizona	27
4.	Eddie Sutton, Oklahoma State	25
5.	Mike Krzyzewski, Duke	21
6.	Jim Calhoun, Connecticut	20
7.	Billy Tubbs, Lamar	18
8.	Tom Davis, Drake	16
T9.	Gary Williams, Maryland	15
	John Chaney, Temple	15
	Roy Williams, North Carolina	15

### CAREER NCAA TOURNAMENT WINS, ACTIVE COACHES

1.	Mike Krzyzewski, Duke	66
2.	Bob Knight, Texas Tech	45
3.	Lute Olson, Arizona	45
4.	Roy Williams, North Carolina	41
5.	Jim Boeheim, Syracuse	40
6.	Jim Calhoun, Connecticut	38
7.	Eddie Sutton, Oklahoma State	37
8.	Rick Pitino, Louisville	31
9.	Tubby Smith, Kentucky	27
10.	Gary Williams, Maryland	26

### CAREER WINS — ALL GAMES WHILE AT ACC SCHOOL

1.	Dean Smith, North Carolina	879
2.	Mike Krzyzewski, Duke	648
3.	Bobby Cremins, Georgia Tech	354
4.	Lefty Driesell, Maryland	348
5.	Gary Williams, Maryland	334
6.	Terry Holland, Virginia	326
7.	Norm Sloan, NC State	266
8.	Frank McGuire, UNC & USC	264
9.	Dave Odom, Wake Forest	240
10.	Carl Tacy, Wake Forest	222

### CAREER WINS — ACC GAMES

1.	Dean Smith, North Carolina	364
2.	Mike Krzyzewski, Duke	250
3.	Frank McGuire, UNC & USC	142
4.	Gary Williams, Maryland	139
5.	Bobby Cremins, Georgia Tech	134
6.	Lefty Driesell, Maryland	122
7.	Terry Holland, Virginia	111
8.	Vic Bubas, Duke	106
9.	Norm Sloan, NC State	103
10.	Dave Odom, Wake Forest	101



## WITH 541 CAREER VICTORIES IN 27 SEASONS OVERALL, WILLIAMS IS THE 11TH-WINNINGEST ACTIVE HEAD COACH IN NCAA DIVISION I MEN'S BASKETBALL.

was shattered again with 32 in 2002; four NBA lottery picks, one national Player of the Year, a senior of the year and two ACC Players of the Year; an ACC Tournament MVP; and the first recipient of the nation's Senior CLASS Award.

Added for good measure are a NBA Co-Rookie of the Year in Steve Francis (2000), and a preseason top-five ranking three times in four seasons (1999-2002). The result is a program and a coach who have reached icon status.

Williams is the only head coach in school history to guide the Terps to 12 postseason tournament appearances. After guiding his first two Maryland teams to winning records and overcoming an NCAA probationary period resulting from the previous regime, he guided the Terps to an NCAA Tournament appearance in just his fifth season, 1994, and earned a share of the ACC regular-season title in just his sixth, 1995.

Williams' past 12 seasons have brought Maryland from striving for contention in the Atlantic Coast Conference to the realization of the tournament title in 2004; from endeavors to become nationally competitive to the reality of 11 NCAA berths, seven Sweet Sixteen appearances, two Final Fours and of course, the 2002 NCAA championship.

In 2003, Williams took a group of experienced but mostly untested Terps to a third-straight Sweet Sixteen. Along the way, the squad earned its fourth final Top 10 ranking in five seasons, posted a seventh-straight 20-win season, recorded a school-record sixth straight finish in the upper echelon of the ACC by capturing second place, and posted a school-record sixth straight season of double-digit ACC victories. The Terrapins helped Williams to his 500th career coaching victory on March 2, 2003.

The 2002 championship itself was a product of maturity and steadfast dedication to a common goal – and included a magical ride through the final season of play at venerable Cole Field House. Williams molded a cast of seven returning players from its national semifinalists of 2001, while senior captains Lonny Baxter, Juan Dixon and Byron Mouton keyed a consistent effort from the beginning of practice in October, through an undefeated (15-0) home campaign at Cole, all the way to a net-cutting evening at the Georgia Dome on April 1. The Terrapins overcame personal obstacles and handled the ACC's and the NCAA Tournament's stiffest challenges. After winning the ACC regular season crown with a 15-1 record, the Terps' ascent to the national championship game included successive victories over perennial powers Wisconsin, Kentucky, Connecticut and Kansas – and a 64-52 defeat of Indiana in the title game. Maryland won the first national title in school history, and earned its very first No. 1 ranking, after becoming the first team in NCAA history to reach the championship game by defeating the highest possible seed in every round.

A year earlier, the Terrapins began the season with a lofty No. 5 ranking by the Associated Press and finished with the No. 4 spot by USA Today/ESPN. The Terps butted heads weekly during an ACC schedule that included five nationally ranked teams, but found their stride late in the year to win 10 of their last 12 games. Of those 10, seven nationally ranked foes fell in the Terps' path to the Final Four, with their only losses coming to eventual NCAA and ACC champion Duke. Local rival Georgetown was dispatched in the Sweet Sixteen,







and an 87-73 win over No. 2-ranked and top-seeded Stanford earned Maryland its first NCAA regional title.

The 2000 season may have been one of Williams' greatest coaching accomplishments ever – guiding a “rebuilding” Terrapin team to 25 wins, a second straight second-place finish in the ACC and its first trip to the conference tournament final since 1984. All with a freshman point guard (Steve Blake), three first-year starters (Baxter, Blake, Dixon) and only one senior following the loss of three players to the NBA draft. Two years later, those three first-year starters would become seasoned veterans and national champions.

Four years after tying for his first ACC regular season championship in 1995, Williams led Maryland to a then school-record 28 victories and a school-record 13 ACC victories during the 1999 season. The Terps finished the season ranked No. 5 by the Associated Press – then the highest final ranking since 1975 and only the third time in school history that the program had earned a top five final national ranking. Maryland peaked at No. 2 as it won its first 10 games of the season, and its No. 2 seed in the NCAA Tournament matched the highest tournament seed in school history.

Williams has been voted as a national coach of the year finalist five times, including his selection in 2002 as the national coach of the year by *Basketball America* and CBSSportsline.com, and in 2001 by *Playboy*. Besides the ACC coaching honor, other accolades after the 2002 championship season included the Winged Foot Award as presented by the N.Y. Athletic Club; the Victor Award as presented by the National Academy of Sports Editors; the Harry Litwack Award as Eastern Coach of the Year, presented annually by the Herb Good Club of Philadelphia; and Seaboard Region Coach of the Year honors as named by *Basketball Times* and *Eastern Basketball*. In 1998, *ACC Athlete Magazine* voted him as the ACC Coach of the Year. He received the same honor from *College Hoops Illustrated* in 2000. Following Maryland's 1997 season, when the Terps advanced to the NCAA Tournament and finished with a 9-7 record in the ACC, he was named as the Seaboard Region Coach of the Year by *Basketball Times* and *Eastern Basketball*. He was honored as the district coach of the year in 1981, and in 1983 he was named as the Eastern Coach of the Year.

Williams has cemented his legacy as one of America's greatest recruiters and college coaches — a statement backed not just by consecutive Final Four appearances or 23 winning records in 27 seasons, but by 28 NBA draft choices and the numerous former assistant coaches who now guide their own programs. Williams has mentored seven first-round selections and six NBA lottery picks: Walt Williams (#7 pick, 1992), Joe Smith (#1, 1995), Steve Francis (#2, 1999) and Chris Wilcox (#8, 2002); and Ohio State standouts Jim Jackson (#5, 1992) and Dennis Hopson (#3, 1987). Two-time European player of the year Sarunas Jasikevicius played for four years under Williams and starred in Europe before signing with the Indiana Pacers in the summer of 2005.

Williams was hired on June 13, 1989. He inherited a team that had won only nine games the year before and finished in last place in the ACC. Displaying his coaching abilities immediately, he helped the Terps to 19 wins while advancing to the second round of the National Invitation Tournament – and making him the first coach in school history to lead a team into the postseason in his first year. In addition, Maryland's 10-game improvement in the win column during Williams' first season was the largest in school history and second largest in the annals of the ACC by a first-year coach. Only



### TURNAROUND UNDER WILLIAMS

Last 10 Years	Overall	ACC
1995-96	17-13 (.567)	8-8 (.500)
1996-97	21-11 (.656)	9-7 (.563)
1997-98	21-11 (.656)	10-6 (.625)
1998-99	28-6 (.824)	13-3 (.813)
1999-00	25-10 (.714)	11-5 (.688)
2000-01	25-11 (.694)	10-6 (.625)
2001-02	32-4 (.889)	15-1 (.938)
2002-03	21-10 (.677)	11-5 (.688)
2003-04	20-12 (.625)	7-9 (.438)
2004-05	19-13 (.594)	7-9 (.438)
<b>Totals</b>	<b>255-109 (.701)</b>	<b>113-63 (.642)</b>

First 5 Years	Overall	ACC
1989-90	19-14 (.576)	6-8 (.429)
1990-91	16-12 (.571)	5-9 (.357)
1991-92	14-15 (.483)	5-11 (.313)
1992-93	12-16 (.429)	2-14 (.125)
1993-94	18-12 (.600)	8-8 (.500)
<b>Totals</b>	<b>79-69 (.534)</b>	<b>26-50 (.342)</b>

### MOST VICTORIES UNDER WILLIAMS

Season	W	L	Pct.	School
2001-02	32	4	.889	Maryland
1998-99	28	6	.824	Maryland
1994-95	26	8	.765	Maryland
1982-83	25	7	.781	Boston College
1999-00	25	10	.714	Maryland
2000-01	25	11	.694	Maryland
1980-81	24	6	.800	American

### WINNING PCT. UNDER WILLIAMS

Season	W	L	Pct.	School
2001-02	32	4	.889	Maryland
1998-99	28	6	.824	Maryland
1980-81	24	6	.800	American
1982-83	25	7	.781	Boston College
1994-95	26	8	.765	Maryland
1999-00	25	10	.714	Maryland
1981-82	21	9	.700	American

### WILLIAMS IN THE POSTSEASON

Event	GP	W	L	Pct.
NCAA	37	25	12	.676
NIT	18	11	7	.611
ACC	25	11	14	.440
BIG EAST	6	2	4	.333
East Coast	7	3	4	.429
<b>Totals</b>	<b>93</b>	<b>52</b>	<b>41</b>	<b>.559</b>

### WILLIAMS' MILESTONE VICTORIES

Victory #	Opponent, Score	School
No. 1	Catholic, 83-68	American
No. 50	Drexel, 62-60	American
No. 100	New Hampshire, 97-64	Boston College
No. 150	Bowling Green, 89-52	Ohio State
No. 200	Northwestern, 100-89	Ohio State
No. 250	#10 North Carolina, 82-80	Maryland
No. 300	at NC State, 84-67	Maryland
No. 350	#13 Clemson, 76-61	Maryland
No. 400	San Francisco, 71-61	Maryland
No. 450	#16 Temple, 82-74	Maryland
No. 500	NC State, 68-65	Maryland

### IN THE SAGARIN POWER RANKINGS (SINCE 1995)

Year	Schedule Ranking	Team Ranking
1995	19	8
1996	16	28
1997	15	11
1998	1	11
1999	22	5
2000	21	24
2001	12	6
2002	20	3
2003	54	18
2004	3	19
2005	29	33

### WILLIAMS VS. THE ACC (INCLUDES ALL GAMES)

School	Last 5 Years	Last 10 Years
Boston College	0-0	0-0
Clemson	8-3	15-7
Duke	6-7	11-15
Florida State	8-2	19-4
Georgia Tech	5-4	14-7
Miami	0-1	0-1
North Carolina	5-6	11-12
NC State	8-4	18-6
Virginia	7-3	15-5
Virginia Tech	1-1	1-1
Wake Forest	7-3	11-9
<b>Totals</b>	<b>55-34 (.618)</b>	<b>115-67 (.632)</b>



**20  
06****MARYLAND****27  
SPORTS****1  
TEAM**

the legendary Press Maravich, who improved NC State's winning ledger by 13 games in his inaugural season (1965), can boast a higher first-year improvement in the win column.

A 1968 graduate of Maryland, Williams lettered as the Terps' starting point guard from 1965-67 under head coach Bud Millikan, serving as team captain during his senior season. It was as a player in the ACC that Williams began developing his basketball philosophy. Playing beside three-year teammates Joe Harrington and Jay McMillen, he studied the game under Millikan, and it was then that he developed his penchant for the full-court pressure defenses for which his teams are now known. He learned his half court man-to-man defense from Millikan, who learned from the legendary Hank Iba. The fast-breaking offense that Williams' teams employ is similar to the style Vic Bubas' Duke teams used when Williams was a player.

## PATH BACK TO COLLEGE PARK

Williams began his coaching career alongside Harrington as graduate students at Maryland under freshman coach Tom Davis. The 1969 freshman team finished with a 12-4 record as Williams bonded with Davis in a relationship that would serve him well as his coaching career progressed.

After earning a degree in business, he continued his coaching career as an assistant at Woodrow Wilson High School in Camden, N.J. After one year, he took over as the head coach and guided his first team to a perfect 27-0 record and the state title. Williams has called that season "the ultimate — there wasn't another game to win." Upon winning the NCAA West Region championship in 2001, he fondly recalled his championship at Camden as the "only other time I've ever got to cut down a net."

Williams spent one more year at Woodrow Wilson before accepting an invitation from Davis in 1972 to become an assistant at Lafayette College. While an assistant at Lafayette, Williams also served as the head soccer coach. In 1978, Williams accompanied Davis to Boston College. After one year there, Williams became the head coach at American University.

Williams immediately began making his mark. His 1981 squad set the still-standing school record for victories with a 24-6 mark, won the East Coast Conference championship, and played in the NIT. Williams was named the district coach of the year. American returned to postseason play the next season as the Williams-led Eagles went 21-9 and played in the NIT for the second consecutive year. Only once prior to Williams' arrival had AU attended a postseason tournament, and the Eagles have not returned since. Williams' four-year record at AU was 72-42.

In 1983, Williams succeeded Davis at Boston College. He was once again an instant success, posting a 25-7 record and leading the Eagles to the regular-season championship of the Big East in his first season. Making his first appearance in the NCAA Tournament, Williams directed the Eagles to the Sweet 16. He finished third in the balloting for national coach of the year, and was honored again as the Eastern Coach of the Year by his peers. He went on to duplicate that NCAA Tournament success again in 1985, leading B.C. back to the Sweet Sixteen.

In 1987, Williams accepted the head coaching job at Ohio State, becoming the 10th basketball coach in that school's illustrious history. He succeeded Eldon Miller and once again enjoyed success. In three years, the Buckeyes made three postseason appearances. His first squad defeated then-No. 1 and unbeaten Iowa (coached by Tom Davis) in the regular season, in what would be the first of many giant-killings. During Williams' three-year term at Ohio State, OSU defeated a second-ranked Purdue team, perennial power Kansas and highly regarded Big Ten powers Michigan and Illinois. Each of Williams' three Ohio State teams advanced to postseason play, and he laid the groundwork for the highly successful teams that followed when he left Columbus for College Park.



# THE WILLIAMS' INFLUENCE

## NBA FIRST ROUND DRAFT PICKS



**CHRIS WILCOX \***  
2002 • No. 8 overall (L)  
Los Angeles Clippers



**JUAN DIXON \***  
2002 • No. 17 overall  
Washington Wizards



**STEVE FRANCIS \***  
1999 • No. 2 overall (L)  
Vancouver Grizzlies



**KEITH BOOTH \***  
1997 • No. 28 overall  
Chicago Bulls




**JOE SMITH \***  
1995 • No. 1 overall (L)  
Golden State Warriors



**JIM JACKSON \***  
1992 • No. 5 overall (L)  
Dallas Mavericks



**WALT WILLIAMS**  
1992 • No. 7 overall (L)  
Sacramento Kings



**JERROD MUSTAF**  
1990 • No. 17 overall  
New York Knicks



**DENNIS HOPSON**  
1987 • No. 3 overall (L)  
New Jersey Nets

L - Lottery selection; \* - recruited by Williams

## FORMER ASSISTANTS IN CHARGE



Randy Ayers



Rick Barnes



Paul Brazeau



Jim Clemons

### RANDY AYERS

Assistant to Williams for three years at Ohio State. Head coach at Ohio State for eight years, and was the head coach of the Philadelphia 76ers during the 2003 season. Currently an assistant coach for the Orlando Magic.

### RICK BARNES

Assistant to Williams for one year at Ohio State. Has been the head coach at George Mason, Providence and Clemson. Currently the head coach at Texas.

### PAUL BRAZEAU

Assistant to Williams for one year at Boston College and three years at Ohio State. Formerly the head coach at Hartford.

### JIM CLEMONS

Assistant to Williams at Ohio State and a former head coach at Youngstown State. Former head coach of the Dallas Mavericks, and a former assistant and NBA Champion with the Chicago Bulls and Los Angeles Lakers. Currently an assistant coach with the New Orleans Hornets.

### DAVE DICKERSON


Assistant to Williams at Maryland for nine years and a former Terrapin player. Currently head coach at Tulane.

### FRAN DUNPHY

Assistant to Williams at American University. Currently the head coach at the University of Pennsylvania.




Dave Dickerson




Fran Dunphy



Fran Fraschilla



Billy Hahn




Chris Knoche



Mike Lonergan



Jimmy Patsos



Art Perry



Ed Tapscott

### FRAN FRASCHILLA

Assistant to Williams for two years at Ohio State. Has been the head coach at Manhattan College and St. John's. Formerly the head coach at New Mexico. Currently an ESPN college basketball analyst.

### BILLY HAHN

Assistant to Williams for 12 years at Maryland. Former head coach at Ohio U. and LaSalle.

### CHRIS KNOCH

Assistant to Williams for two years at American. Has been the head coach at American. Currently the Terps' radio analyst.

### MIKE LONERGAN

Assistant to Williams for one year at Maryland. Former head coach at Catholic, current head coach at Vermont.

### JIMMY PATSOS

Assistant to Williams for 13 seasons at Maryland. Currently the head coach at Loyola.

### ART PERRY

Assistant to Williams for six years at Maryland. Former head coach at American and Delaware State.

### ED TAPSCOTT

Assistant to Williams at American, who later served as the head coach at AU. Former vice president of the New York Knicks. Currently the chairman and president of the expansion Charlotte Bobcats of the NBA.



Williams and Joe Smith helped honor Cal Ripken Jr. on the night of Ripken's 2,131st consecutive game.



Williams threw out the first pitch at an Aberdeen Ironbirds game this past season.



WILLIAMS WITH HIS FAMILY



Williams with his daughter Kristin after he was inducted into the Maryland Hall of Fame.



Kristen, Geoff and the family take in a game at Comcast Center.



Kristen surrounded by David (top), John (left) and Lauren (bottom).

WILLIAMS' CAREER RECORD VS. OPPONENTS

Opponent	Career	Home	at UM	Home	at OSU	at BC	at AU	First	Last
Air Force	1-0	0-0					1-0	1979-80 (AU)	
Akron	1-0	0-0			1-0			1988-89 (OSU)	
Alabama	0-1	0-0					0-1	1978-79 (AU)	
Alcorn State	1-0	1-0	1-0	1-0				1989-90 (UM)	
American	9-0	9-0	9-0	9-0				1990-91 (UM)	2004-05 (UM)
Arizona	0-3	0-0	0-1			0-1		1985-86 (BC)	2001-02 (UM)
NCAA Tournament: 0-1 (98 UM, 79-87)									
Arizona State	0-1	0-0	0-1					1994-95 (UM)	
Arkansas	0-1	0-0			0-1			1986-87 (OSU)	
Army	1-0	0-0	1-0					1989-90 (UM)	
Auburn	0-1	0-0				0-1		1985-86 (BC)	
Augusta	1-0	1-0	1-0	1-0				1989-90 (UM)	
AU-Puerto Rico	1-0	0-0	1-0					1998-99 (UM)	
Ball State	1-0	0-0			1-0			1987-88 (OSU)	
Baltimore	2-0	1-0				2-0		1978-79 (AU)	1979-80 (AU)
Bentley	1-0	1-0				1-0		1982-83 (BC)	
Boston College	0-1	0-0	0-1					1990-91 (UM)	
Boston University	1-1	1-0	1-1	1-0				1989-90 (UM)	1990-91 (UM)
Bowling Green	1-0	1-0			1-0			1986-87 (OSU)	
Bradley	0-1	0-0					0-1	1981-82 (AU)	
Brown	3-0	1-0				3-0		1982-83 (BC)	1984-85 (BC)
Bucknell	4-2	3-1	1-0	1-0	1-0	2-2		1978-79 (AU)	1994-95 (UM)
California	1-0	0-0	1-0					1996-97 (UM)	
Catholic	4-0	2-0				4-0		1978-79 (AU)	1981-82 (AU)
Central Florida	1-0	0-0				1-0		1978-79 (AU)	
Central Michigan	1-0	1-0			1-0			1987-88 (OSU)	
Chaminade	1-0	0-0	1-0					1994-95 (UM)	
Chicago State	2-0	2-0	2-0	2-0				1996-97 (UM)	2000-01 (UM)
Cincinnati	1-0	0-0	1-0					1994-95 (UM)	
The Citadel	1-0	1-0	1-0	1-0				2002-03 (UM)	2002-03 (UM)
Clemson	21-14	12-4	21-14	12-4				1989-90 (UM)	2004-05 (UM)
Cleveland State	1-0	0-0			1-0			1987-88 (OSU)	
Coastal Carolina	1-0	1-0	1-0	1-0				1999-00 (UM)	
Colgate	1-0	1-0	1-0	1-0				1994-95 (UM)	
Coll. Of Charleston	0-1	0-0	0-1					1996-97 (UM)	
NCAA Tournament: 0-1 (97 UM, 66-75)									
Colorado State	1-0	0-0			1-0			1967-88 (OSU)	
Columbia	1-0	0-0				1-0		1982-83 (BC)	
Connecticut	8-5	3-1	2-2	2-2	0-1	6-2		1982-83 (BC)	2001-02 (UM)
NCAA Tournament: 1-1 (95 UM, 89-99); (02 UM, 90-82)									
Coppin State	0-1	0-1	0-1	0-1				1989-90 (UM)	
Cornell	1-0	1-0	1-0	1-0				1993-94 (UM)	
Crichton	1-0	0-0	1-0					1998-99 (UM)	
NCAA Tournament: 1-0 (99 UM, 75-63)									
Davidson	1-0	1-0	1-0	1-0				2004-05 (UM)	2004-05 (UM)
Dayton	1-3	0-1	0-1		1-2			1986-87 (OSU)	2000-01 (UM)
Delaware	4-0	2-0				4-0		1978-79 (AU)	1981-82 (AU)
Delaware State	3-0	3-0	3-0	3-0				1989-90 (UM)	2001-02 (UM)
DePaul	2-0	0-0	1-0		1-0			1988-89 (OSU)	1998-99 (UM)
Detroit	1-0	1-0	1-0	1-0				2001-02 (UM)	
Drexel	4-3	3-1				4-3		1978-79 (AU)	1981-82 (AU)
Duke	12-28	5-11	11-28	5-11		1-0		1984-85 (BC)	2004-05 (UM)
NCAA Tournament: 1-1 (85 BC, 74-73); (01 UM, 84-95)									
Duquesne	2-0	2-0	2-0	2-0				1998-99 (UM)	2002-03 (UM)
E. Tennessee State	1-0	0-0	1-0					1989-90 (UM)	
Evansville	0-1	0-0	0-1					1991-92 (UM)	
Fairfield	1-0	1-0				1-0		1982-83 (BC)	
Fairleigh Dickinson	2-0	2-0	2-0	2-0				1997-98 (UM)	1999-00 (UM)

Opponent	Career	Home	at UM	Home	at OSU	at BC	at AU	First	Last
Florida	3-3	1-1	1-1	0-1	2-2			1986-87 (OSU)	2003-04 (UM)
Florida Int'l	2-0	2-0	1-0	1-0	1-0			1986-87 (OSU)	1997-98 (UM)
Florida State	24-7	11-3	24-7	11-3				1991-92 (UM)	2004-05 (UM)
George Mason	5-0	2-0	5-0	2-0				1989-90 (UM)	2004-05 (UM)
NCAA Tournament: 1-0 (01 UM, 83-80)									
George Washington	6-5	0-1	4-3					2-2 1978-79 (AU)	2004-05 (UM)
Georgetown	3-12	1-5	2-0		0-1	1-7	0-4	1978-79 (AU)	2000-01 (UM)
NCAA Tournament: 1-1 (87 OSU, 79-82); (01 UM, 76-66)									
Georgia	0-1	0-0	0-1					1996-97 (UM)	
Georgia State	1-0	0-0	1-0					2000-01 (UM)	
NCAA Tournament: 1-0 (01 UM, 79-60)									
Georgia Tech	17-16	11-5	17-16	11-5				1989-90 (UM)	2004-05 (UM)
Gettysburg	2-0	0-0				2-0		1979-80 (AU)	1980-81 (AU)
Gonzaga	1-1	0-0	1-1					1994-95 (UM)	2003-04 (UM)
NCAA Tournament: 1-0 (95 UM, 87-63)									
Hampton	1-0	1-0	1-0	1-0				2002-03 (UM)	2002-03 (UM)
Hartford	1-0	1-0				1-0		1984-85 (BC)	
Harvard	2-0	1-0				2-0		1980-81 (AU)	1981-82 (AU)
Hawaii	1-0	0-0	1-0					1996-97 (UM)	
Hofstra	7-1	4-0	3-0	2-0			4-1	1978-79 (AU)	2003-04 (UM)
Holy Cross	4-0	2-0				4-0		1982-83 (BC)	1985-86 (BC)
Howard	4-0	4-0	3-0	3-0	1-0			1986-87 (OSU)	1996-97 (UM)
Illinois	4-6	2-2	3-1	1-0	1-5			1986-87 (OSU)	2001-02 (UM)
NCAA Tournament: 1-0 (98 UM, 67-61)									
Indiana	1-8	0-3	1-1		0-6	0-1		1983-84 (BC)	2002-03 (UM)
NCAA Tournament: 1-0 (02 UM, 64-52)									
Iona	1-0	0-0	1-0					1999-00 (UM)	
NCAA Tournament: 1-0 (00 UM, 74-59)									
Iowa	4-3	2-1	1-0		3-3			1986-87 (OSU)	1999-00 (UM)
Iowa State	1-0	0-0				1-0		1983-84 (BC)	
Jackson State	1-0	1-0	1-0	1-0				2004-05 (UM)	2004-05 (UM)
Jacksonville	2-1	1-0	1-1	1-0	1-0			1986-87 (OSU)	1990-91 (UM)
James Madison	0-1	0-0				0-1		1979-80 (AU)	
Kansas	3-0	0-0	2-0		1-0			1986-87 (OSU)	2001-02 (UM)
NCAA Tournament: 1-0 (02 UM, 97-88)									
Kent State	1-0	1-0			1-0			1988-89 (OSU)	
Kentucky	3-3	1-0	2-3	1-0	1-0			1986-87 (OSU)	2001-02 (UM)
NCAA Tournament: 2-0 (87 OSU, 91-77); (02 UM, 78-68)									
Lafayette	6-1	4-1	2-0	2-0	1-0		3-1	1978-79 (AU)	1996-97 (UM)
LaSalle	4-2	2-1	2-0	1-0			2-2	1978-79 (AU)	1994-95 (UM)
Lehigh	4-1	3-0					4-1	1978-79 (AU)	1981-82 (AU)
Liberty	1-0	1-0	1-0	1-0				2004-05 (UM)	2004-05 (UM)
Long Beach State	1-0	0-0			1-0			1987-88 (OSU)	
Louisville	3-1	1-0	2-1	1-0	1-0			1988-89 (OSU)	2000-01 (UM)
Loyola-Md	3-0	3-0	3-0	3-0				1993-94 (UM)	2002-03 (UM)
Maine	2-0	1-0				2-0		1983-84 (BC)	1985-86 (BC)
Maryland	0-2	0-0				0-1	0-1	1980-81 (AU)	1983-84 (BC)
Md.-Baltimore Co	12-0	12-0	11-0	11-0	1-0			1987-88 (OSU)	2002-03 (UM)
Md.-Eastern Shore	5-0	5-0	5-0	5-0				1991-92 (UM)	2003-04 (UM)
Massachusetts	2-4	0-0	2-4					1989-90 (UM)	1996-97 (UM)
NCAA Tournament: 1-0 (94 UM, 95-87)									
Memphis	1-1	0-0	1-0			0-1		1984-85 (BC)	2004-05 (UM)
NCAA Tournament: 0-1 (85 BC, 57-59)									
Mercer	1-0	1-0	1-0	1-0				2004-05 (UM)	2004-05 (UM)
Miami	0-1	0-0	0-1	0-0				2004-05 (UM)	
Miami (Ohio)	1-0	1-0	1-0	1-0				2002-03 (UM)	2002-03 (UM)
Michigan	3-5	2-1	1-1		2-4			1986-87 (OSU)	2000-01 (UM)
NCAA Tournament: 1-0 (94 UM, 71-78)									
Michigan State	4-4	2-1	0-1		3-3	1-0		1984-85 (BC)	2002-03 (UM)
NCAA Tournament: 0-1 (03 UM, 58-60)									



# WILLIAMS IN THE COMMUNITY

The Terrapins' head coach is an active member of the University of Maryland and greater Baltimore-Washington, D.C. community. Williams is involved in extensive charity, fund-raising and public speaking events throughout the year, particularly in the off-season.

In September of 2004, University President C.D. Mote Jr. announced that Williams will co-chair the scholarship component of Maryland's upcoming **\$200 million fund-raising campaign**. In addition to a pledge of a half-million dollars of his own for academic scholarships at the university, Williams will represent the University at various functions and perform various networking duties to spearhead the fund-raising effort.

## WILLIAMS' RECENT CHARITY WORK HAS BENEFITED:

- Coaches vs. Cancer
- Cystic Fibrosis Foundation
- National Autism Research
- National Physical Education Council
- The Salvation Army
- The Babe Ruth Museum

Earlier in the year, Williams served as the commencement speaker at the graduation proceedings for the **Robert H. Smith School of Business**. Williams, a 1968 University graduate with a degree in business, addressed the Class of 2004 at the Comcast Center ceremony.

Williams has been heavily involved in the **NABC's Coaches vs. Cancer** efforts. The program is a partnership between the National Association of Basketball Coaches and the American Cancer Society. The coaches participating in this program are dedicated to fighting cancer through increased support for research, patient services, and prevention education.

Williams has also worked with Maryland grad Boomer Esiason and others to benefit the **Cystic Fibrosis Foundation**, hosting charity basketball games and golf events.

For the past two years, Williams has served as the honorary chairman for the **Walk Far for N.A.A.R.**, which has raised more than one million dollars for the National Alliance of Autism Research. He has also chaired the **Salvation Army's FORE Kids** golf tournament in 2003 and 2004, which raises proceeds for Washington, D.C.'s youth.



Williams has chaired the National Autism walk for the last two years.



Williams served as the commencement speaker at the 2004 business school graduation.

Opponent	Career	Home	at UM	Home	at OSU	at BC	at AU	First	Last
Minnesota	4-2	2-1			4-2			1986-87 (OSU)	1988-89 (OSU)
Missouri	1-1	1-0	1-1	1-0				1995-96 (UM)	1997-98 (UM)
Missouri-St. Louis	1-0	1-0			1-0			1987-88 (OSU)	
Monmouth	1-0	1-0	1-0	1-0				2001-02 (UM)	
Morgan State	3-0	3-0	3-0	3-0				1992-93 (UM)	1994-95 (UM)
Mount St. Mary's	4-0	4-0	4-0	4-0				1991-92 (UM)	2004-05 (UM)
Navy	2-4	2-0					2-4	1978-79 (AU)	1981-82 (AU)
Nebraska	3-0	1-0			3-0			1987-88 (OSU)	1988-89 (OSU)
New Hampshire	5-0	3-0				4-0	1-0	1980-81 (AU)	1985-86 (BC)
New Mexico	1-1	0-0			1-1			1987-88 (OSU)	1987-88 (OSU)
Norfolk State	2-0	2-0	2-0	2-0				2000-01 (UM)	2001-02 (UM)
North Carolina	15-21	9-7	15-21	9-7				1989-90 (UM)	2004-05 (UM)
NC State	27-10	14-2	27-10	14-2				1989-90 (UM)	2004-05 (UM)
North Texas	1-0	1-0	1-0	1-0				1998-99 (UM)	
Northeastern	3-0	1-0					3-0	1982-83 (BC)	1984-85 (BC)
Northwestern	5-1	3-0					5-1	1986-87 (OSU)	1988-89 (OSU)
Notre Dame	1-2	0-1	1-1				0-1	1983-84 (BC)	2002-03 (UM)
Ohio State	1-0	1-0					1-0	1985-86 (BC)	
Ohio U.	1-0	1-0			1-0			1986-87 (OSU)	
Oklahoma	2-3	1-0	2-2	1-0	0-1			1988-89 (OSU)	2001-02 (UM)
Old Dominion	2-0	0-0			1-0		1-0	1980-81 (AU)	1987-88 (OSU)
Oral Roberts	1-0	1-0	1-0	1-0				2004-05 (UM)	
Penn State	0-1	0-0	0-1					1989-90 (UM)	
Pennsylvania	2-0	0-0	2-0					1996-97 (UM)	2000-01 (UM)
Pepperdine	1-0	1-0	1-0	1-0				2003-04 (UM)	
Pittsburgh	7-3	3-2	2-0			5-3		1982-83 (BC)	1998-99 (UM)
Princeton	3-0	0-0	2-0			1-0		1982-83 (BC)	2001-02 (UM)
NCAA Tournament: 1-0 ('83 BC, S1-42)									
Providence	5-4	2-2	1-0			4-4		1982-83 (BC)	1991-92 (UM)
Puget Sound	1-0	1-0				1-0		1983-84 (BC)	
Purdue	2-4	2-1			2-4			1986-87 (OSU)	1988-89 (OSU)
Radford	1-0	1-0			1-0			1988-89 (OSU)	
Randolph-Macon	3-0	2-0				1-0	2-0	1980-81 (AU)	1984-85 (BC)
Rhode Island	4-0	2-0			4-0	2-0		1982-83 (BC)	1985-86 (BC)
Richmond	1-0	1-0					1-0	1980-81 (AU)	
Rider	9-0	5-0	3-0	3-0				6-0 1978-79 (AU)	1995-96 (UM)
Rutgers	1-2	0-0	1-1				0-1	1980-81 (AU)	1991-92 (UM)
Sacramento State	1-0	0-0	1-0					1989-90 (UM)	
St. Bonaventure	0-1	0-0					0-1	1979-80 (AU)	
St. John's	6-8	4-1	0-1		1-1	5-5	0-1	1978-79 (AU)	1998-99 (UM)
NCAA Tournament: 0-1 ('99 UM, 63-76)									
St. Joseph's	2-4	0-2				1-0	1-4	1978-79 (AU)	1983-84 (BC)
Saint Louis	1-0	0-0	1-0					1993-94 (UM)	
NCAA Tournament: 1-0 ('94 UM, 74-67)									
St. Mary's (Md.)	3-0	3-0					3-0	1978-79 (AU)	1981-82 (AU)
St. Michael's	1-0	1-0					1-0	1982-83 (BC)	
San Francisco	1-0	1-0	1-0	1-0				1999-00 (UM)	
Santa Clara	0-1	0-0	0-1					1995-96 (UM)	
NCAA Tournament: 0-1 ('96 UM, 79-91)									
Seton Hall	6-3	3-1				6-3		1982-83 (BC)	1985-86 (BC)
Siena	2-0	1-0	1-0			1-0		1986-87 (OSU)	2001-02 (UM)
NCAA Tournament: 1-0 ('02 UM, 85-70)									
Southern California	2-0	1-0	2-0	1-0				1989-90 (UM)	1990-91 (UM)
South Alabama	1-0	0-0					1-0	1981-82 (AU)	
South Carolina	1-4	0-0	1-3			0-1		1988-89 (OSU)	2004-05 (UM)
South Carolina State	1-0	1-0	1-0	1-0				1998-99 (UM)	
South Florida	2-0	1-0	2-0	1-0				1989-90 (UM)	1990-91 (UM)
Stanford	2-0	0-0	2-0					1998-99 (UM)	2000-01 (UM)
NCAA Tournament: 1-0 ('01 UM, 87-73)									

Opponent	Career	Home	at UM	Home	at OSU	at BC	at AU	First	Last
Stetson	1-0	0-0					1-0	1978-79 (AU)	
Stonehill	3-0	3-0				3-0		1982-83 (BC)	1984-85 (BC)
Stony Brook	1-0	1-0	1-0	1-0				2000-01 (UM)	
Syracuse	3-10	2-2	0-1			3-8	0-1	1978-79 (AU)	2003-04 (UM)
NCAA Tournament: 0-1 ('04 UM, 70-72)									
Temple	4-4	1-2	2-1				1-3	1978-79 (AU)	2004-05 (UM)
Tennessee	0-1	0-0					0-1	1981-82 (AU)	
Texas	1-0	0-0	1-0					1994-95 (UM)	
NCAA Tournament: 1-0 ('95 UM, 82-68)									
Texas Christian	2-0	1-0	1-0	1-0		1-0		1984-85 (BC)	2004-05 (UM)
Texas El Paso	1-0	0-0	1-0					2003-04 (UM)	
NCAA Tournament: 1-0 ('04 UM, 86-83)									
Texas Tech	1-0	0-0				1-0		1984-85 (BC)	
NCAA Tournament: 1-0 ('85 BC, 55-53)									
Toledo	0-1	0-0					0-1	1980-81 (AU)	
Towson	10-0	6-0	7-0	5-0			3-0	1979-80 (AU)	1996-97 (UM)
Trenton State	1-0	1-0					1-0	1978-79 (AU)	
Tulane	1-0	1-0	1-0	1-0				1999-00 (UM)	
UC Irvine	1-0	1-0	1-0	1-0				1990-91 (UM)	
UCLA	1-2	0-0	1-2					1995-96 (UM)	1999-00 (UM)
NCAA Tournament: 0-1 ('00 UM, 70-105)									
UNC Asheville	2-0	2-0	2-0	2-0				1997-98 (UM)	2004-05 (UM)
UNC Greensboro	2-0	2-0	2-0	2-0				1991-92 (UM)	2003-04 (UM)
UNC Wilmington	3-0	1-0	2-0	1-0			1-0	1981-82 (AU)	2002-03 (UM)
NCAA Tournament: 1-0 ('03 UM, 75-73)									
Union	1-0	1-0				1-0		1985-86 (BC)	
Utah	1-0	0-0	1-0					1994-95 (UM)	
Utah State	1-0	0-0	1-0					1997-98 (UM)	
NCAA Tournament: 1-0 ('98 UM, 82-68)									
Valdosta State	1-0	0-0				1-0		1985-86 (BC)	
Valparaiso	1-0	0-0	1-0					1998-99 (UM)	
NCAA Tournament: 1-0 ('99 UM, 82-60)									
Vanderbilt	1-0	0-0			1-0			1988-89 (OSU)	
Villanova	3-5	2-2				3-5		1982-83 (BC)	1985-86 (BC)
Virginia	20-14	12-4	20-13	12-4		0-1		1982-83 (BC)	2003-04 (UM)
NCAA Tournament: 0-1 ('83 BC, 92-95)									
Virginia Tech	3-1	2-0	3-1	2-0				1989-90 (UM)	2004-05 (UM)
Wagner	1-0	1-0	1-0	1-0				2002-03 (UM)	2002-03 (UM)
Wake Forest	19-18	10-6	17-16	9-6		2-0	0-2	1979-80 (AU)	2004-05 (UM)
Washington College	1-0	1-0					1-0	1980-81 (AU)	
West Chester State	4-0	2-0					4-0	1978-79 (AU)	1981-82 (AU)
West Virginia	1-5	1-1	1-3	1-0			0-2	1978-79 (AU)	2003-04 (UM)
Western Carolina	1-0	1-0	1-0	1-0				1998-99 (UM)	
Western Kentucky	0-1	0-0				0-1		1982-83 (BC)	
Western Michigan	3-0	2-0			3-0			1986-87 (OSU)	1988-89 (OSU)
Whittier	1-0	1-0					1-0	1981-82 (AU)	
William & Mary	5-0	3-0	1-0	1-0			4-0	1978-79 (AU)	2001-02 (UM)
Winthrop	1-0	1-0	1-0	1-0				1999-00 (UM)	
Wisconsin	7-4	4-0	2-2	1-0	4-2	1-0		1985-86 (BC)	2004-05 (UM)
NCAA Tournament: 1-0 ('02 UM, 87-57)									
Wyoming	0-1	0-0					0-1	1981-82 (AU)	
Xavier	1-0	0-0	1-0					2002-03 (UM)	2002-03 (UM)
NCAA Tournament: 1-0 ('03 UM, 77-64)									
541-306		334-178		59-41		72-42			
		304-82		195-44		76-45			





20  
06

MARYLAND

27  
SPORTS

1  
TEAM

FEAR  
THE  
TURTLE!



**MICHAEL ADAMS**  
**ASSISTANT COACH**  
**BOSTON COLLEGE '85**  
**FIRST SEASON AT MARYLAND**



ADAMS



Michael Adams is a familiar face to the Washington, D.C. area, having played for the Washington Bullets in the late 1980s and early 1990s, having served as a television analyst for the Bullets on Home Team Sports in 1996-97 and having spent the 2004 season as the head coach of the WNBA's Washington Mystics.

His addition to head coach Gary Williams' staff in April of 2005 garnered instant national acclaim as CBSSportsline.com tabbed him "...one of the best assistant coach hires of the off-season." His ties to University of Maryland head coach Gary Williams go back to the days when Adams played for Williams at Boston College from 1982-85. Adams brings 14 years of professional basketball experience to the Terrapins, as both a player and coach.

One of the most proficient 3-point shooters in NBA history, Adams spent 11 seasons as a player in the league, which included stints with Sacramento, Washington (1986-87 and 1991-94), Denver and Charlotte. Adams averaged 14.7 points, 6.7 assists and 2.9 rebounds per contest through his 11-year career. He led the NBA in 3-point field goals made during the 1987-88 and 1990-91 seasons, and made at least one 3-point field goal in 79 consecutive games across the 1988 and 1989 seasons, placing him second all-time in the NBA's record books behind (fellow Boston College alum) Dana Barros' 89.

Adams' best season statistically came in 1990-91, when he averaged 26.5 points and 10.5 assists. In 1992, as a member of the Bullets, Adams was selected to the Eastern Conference All-Star team. That year he finished third in the fan voting for the starting spot.

Adams began his coaching career in 1999, serving as assistant coach of the International Basketball League's Richmond Rhythm and helping that team to the 1999 championship game. In 2000, he returned to the NBA as an assistant coach with the Vancouver Grizzlies, moving with the team to Memphis until the end of the 2001-02 season.

As the head coach of the Mystics in 2004, Adams led the WNBA squad to a 17-17 overall record and a berth in the playoffs for the first time in two seasons.

Adams enjoyed a stellar collegiate career during his four years at Boston College, finishing as the school's fifth-leading scorer before being selected in the third round of the 1985 NBA Draft by the Sacramento Kings. Adams earned a bachelor's degree in communications from Boston College, and his jersey was retired there in 1999.

A native of Hartford, Conn., and a standout high school player at Hartford Public High School, Adams has eight siblings. In 2002, he was inducted into the Hartford Public High School Athletic Hall of Fame for basketball. In December 1999, Sports Illustrated named Adams one of the 50 Greatest Connecticut Sports Figures.

Adams now resides in Mitchellville, Md. Off the court, he has been active in many community activities, including coaching his son's youth basketball teams and volunteering for other local organizations. His son, Michael Christian, is another budding point guard and annual attendee of the Gary Williams Basketball Camp.



## THE MICHAEL ADAMS FILE

### COACHING EXPERIENCE

1998-99	Assistant Coach, IBL, Richmond Rhythm	IBL Championship Game
2000-01	Assistant Coach, NBA, Vancouver Grizzlies	
2001-02	Assistant Coach, NBA, Memphis Grizzlies	
2004	Head Coach, WNBA, Washington Mystics	WNBA Playoff Participant

### HEAD COACHING POSITIONS

2004	Head Coach, WNBA, Washington Mystics	WNBA Playoff Participant
------	--------------------------------------	--------------------------

### ASSISTANT COACHING POSITIONS

1998-99	Assistant Coach, IBL, Richmond Rhythm	IBL Championship Game
2000-01	Assistant Coach, NBA, Vancouver Grizzlies	
2001-02	Assistant Coach, NBA, Memphis Grizzlies	

### PLAYING EXPERIENCE

1982-85	Boston College, four-year letterwinner
1985-86	Sacramento Kings
1986-87	Washington Bullets
1988-91	Denver Nuggets
1992-94	Washington Bullets
1995-96	Charlotte Hornets

### PLAYING HONORS

1985	Third-round selection, NBA Draft, Sacramento Kings
1989-90	Led NBA in 3-point field goals
1992	NBA All-Star, Eastern Conference
NBA Playoffs in five seasons (1987-Washington, 1988-90-Denver, 1995-Charlotte)	
1999	Jersey was retired by Boston College

### PERSONAL

Education:	Boston College, bachelor's degree in communications
Born:	January 19, 1963





20  
06

MARYLAND

27  
SPORTS

1  
TEAM

FEAR  
THE  
TURTLE!



**ROB MOXLEY**  
**ASSISTANT COACH**  
**PFEIFFER '94**  
**FIRST SEASON AT MARYLAND**



**MOXLEY**





Rob Moxley comes to the University of Maryland with the reputation as one of the top assistant coaches in the nation. It is a reputation Moxley has earned through hard work, solid recruiting and outstanding results.

He was hired to join head coach Gary Williams' staff on April 15, 2005. The addition of Moxley and fellow new assistant coach Michael Adams gained immediate national acclaim as the web site CBS Sportsline.com noted Maryland's new coaching hires as some of the best of the off-season.

Moxley comes to Maryland after seven successful years at Charlotte. While he was there, the 49ers earned six trips to the postseason, including five berths in the NCAA Tournament. Working under head coach Bobby Lutz, the 49ers also won a pair of tournament championships in Conference USA, a regular-season title and earned berths in the semifinals of the league tournament four times.

He served as the top assistant and recruiting coordinator in the Charlotte program during those seven years. An outstanding recruiter, four of the classes Moxley helped land were ranked in the top 20 nationally. His recruiting class in 2000 was 14th in the nation, headlined by 2001 National Freshman of the Year and NBA lottery pick Rodney White.

An excellent teacher as well as recruiter, Moxley's offensive expertise helped the 49ers experience success in the long-range game. Charlotte ranked second in the nation in 3-point shooting in 2001 (.360) and has led the conference in 3-point shooting in four of the last six seasons. One of Moxley's players led C-USA in 3-point shooting in each of his seven seasons.

His involvement at Charlotte also included individual player development, scouting and practice development.

Moxley's first coaching position was also with Lutz at Pfeiffer (N.C.) University. He was credited with recruiting the bulk of the Pfeiffer team that played for the NAIA national championship in 1995. In his two years, the Falcons compiled a 53-12 record, including an appearance in the NAIA Sweet 16 in 1994.

He followed Lutz to Gardner-Webb for a brief time before returning to Pfeiffer for two years, where he served as an assistant to head coach Dave Davis. He was also the golf coach at Gardner-Webb.

A local product, Moxley grew up in the Baltimore-Washington corridor, graduating from Fauquier High School in Warrenton, Va. He was a NJCAA Division III All-America guard in 1991 at Montgomery (Md.) Community College, before transferring to Newberry (S.C.) College to play for his final two seasons.

"I grew up a die-hard Maryland fan going to games at Cole Field House, and I always wanted to be a coach at Maryland," said Moxley on his hiring at Maryland. "This is truly a dream come true. Maryland was the only assistant job I would have left Charlotte for.

"I have the great opportunity to work for a coach who has won the national championship and has been successful in every major conference. I have great respect for Gary Williams and look forward to learning his way of winning. Maryland is a great university, has a great basketball tradition, and is located in the basketball-rich Baltimore-Washington region."

He earned a bachelor's degree in history from Pfeiffer University (N.C.) in 1994, where he began his coaching career.

Moxley and his wife, Jennifer, are the parents of a son, Joey, and daughters Emily and Allison.



## THE ROB MOXLEY FILE

### COACHING EXPERIENCE

1993-95	Pfeiffer University, Assistant Coach
1995-96	Gardner-Webb, Assistant Coach and Interim Head Coach
1996-98	Pfeiffer University, Assistant Coach
1998-2005	UNC Charlotte, Assistant Coach
2005-present	University of Maryland, Assistant Coach

### ASSISTANT COACHING POSITIONS

1993-94	Pfeiffer	NAIA National Tournament, Sweet 16
1994-95	Pfeiffer	NAIA National Tournament, Runner-Up
1995-96	Gardner-Webb	
1996-97	Pfeiffer	
1997-98	Pfeiffer	
1998-99	Charlotte	C-USA Champions; NCAA Tournament, Second Round
1999-00	Charlotte	C-USA Semifinals; NIT Tournament
2000-01	Charlotte	C-USA Champions; NCAA Tournament, Second Round
2001-02	Charlotte	C-USA Semifinals; NCAA Tournament, First Round
2002-03	Charlotte	
2003-04	Charlotte	C-USA Regular Season Co-Champs; NCAA Tournament, First Round
2004-05	Charlotte	NCAA Tournament, First Round

### PLAYING EXPERIENCE

1989-91	Two-year letterman, Montgomery (Md.) Community College
1991-93	Two-year letterman, Newberry (S.C.) College

### PLAYING HONORS

NJCAA Division III All-America guard, 1991
--

### PERSONAL

Education: Pfeiffer (N.C.) University, B.A. degree in history, 1994
Date of Birth: December 3, 1968
Family: Wife, Jennifer; Children: Joey, Emily, Allison.







20  
06

MARYLAND

27  
SPORTS

1  
TEAM

FEAR  
THE  
TURTLE!



**KEITH BOOTH**  
**ASSISTANT COACH**  
**MARYLAND '03**  
**SECOND SEASON AT MARYLAND**



**BOOTH**



In his second season on Gary Williams' coaching staff, former Terrapin All-American and NBA World Champion Keith Booth is back to the place he called home from 1994-97. A powerful and versatile athlete from his playing days in the post, Booth led the Terrapins to four NCAA Tournaments, including a pair of Sweet Sixteen appearances, and in 1994 began Maryland's streak of what is now 11-consecutive NCAA berths.

In a dominant senior season at Maryland, Booth led the Terps in scoring (19.5 ppg), rebounding (7.9 rpg) and steals (2.0 spg) and is still Maryland's all-time leader in free throws made (576). Booth finished his impressive career at Maryland among the Terps' all-time leaders in scoring (8th, 1,776 points), rebounding (6th, 916 points), steals (5th, 193) and is one of 15 players to have his jersey honored above the Terps' home court at Comcast Center.

## CHARM CITY CONNECTION

The Baltimore, Md., native's decision to attend the University of Maryland was considered one of the major recruiting windfalls for Williams and the Terps in the mid-1990s. As a 6-6 guard, Booth was frequently called upon by Williams to guard bigger opponents, and he always rose to occasion.

"Keith Booth was the most important recruit during my years here in terms of getting our basketball program to the national level," said Williams when Booth was introduced as an assistant coach at his alma mater. "Keith always achieved success against larger opponents, and his competitive attitude will carry over to our players."

As a senior at Dunbar, Booth was a Parade and McDonald's All-American selection, he also led his team to the Maryland Class "A" State Championship. Booth was named "Player of the Year" in Baltimore City and the state of Maryland by the Baltimore Sun. A year earlier Booth led his Dunbar squad to a 29-0 record as a junior, helping the team to a No. 1 national ranking by USA Today.

It was Booth's decision to attend Maryland that revived the Terps' recruiting pipeline to talent-rich Baltimore. Terrapin star Rodney Elliott followed Booth from the Charm City and enjoyed a successful career as a Terp, and in 1998 another Baltimore native, Juan Dixon, arrived on campus. Dixon, of course, would help continue Maryland's resurgence begun by Booth and teammate Joe Smith, as he eventually became the Terps' all-time scoring leader and keyed Maryland to the 2002 National Championship.

Now back at Maryland to help extend the NCAA tournament streak that he helped begin, Booth will assist in all facets of the basketball program. Booth will work with the athletics department's Academic Support and Career Development to ensure that the team's academic responsibilities are met. He will contribute to the on court coaching, opponent scouting, and recruiting. He will also assume responsibilities as the co-director of the Gary Williams basketball camp, coordinating the management of the coaches, scheduling of the facilities, housing, meals and guest speakers.

## PROVEN CHAMPION

After a stellar career at Maryland playing alongside Smith, Elliott Johnny Rhodes and others, Booth was an AP third team All-America selection as a senior in 1997. Booth left Maryland with a host of accolades including All-ACC honors four times over, earning first team honors as a senior, third team as a junior, and honorable mention designation during his freshman and sophomore seasons.

Booth's teams appeared in two NCAA Sweet Sixteens, finishing his sophomore season as ACC Regular Season Co-Champions and ranked No. 10 in the country in the final AP poll. That year (1994-95) the Terps compiled a 26-8 record, including a perfect 16-0 record at Cole Field House. Booth finished his Terrapin career with averages of 14.1 points per game and 7.3 rebounds.

After his playing years at Maryland, Booth was a first round draft pick of the Chicago Bulls in 1997, taken as the #28 selection overall. Booth became the second player in school history to win a NBA Championship when the Michael Jordan-led Bulls won the title in 1998. Booth had his best NBA game on March 30, 1999, as he posted career highs of 18 points, nine rebounds and six assists against the Philadelphia 76ers.

Following a pair of seasons in the NBA, Booth returned to campus and finished his degree in criminology and criminal justice in 2003. Booth worked at an after school program at his former high school Dunbar, and rediscovered his love of coaching while managing a middle school baseball team in Baltimore.



## THE KEITH BOOTH FILE

### COACHING EXPERIENCE

2004-present Maryland Assistant Coach

### ASSISTANT COACHING POSITIONS

2004-05 Maryland NIT Semifinals

### INTERNATIONAL EXPERIENCE

Five game, 12-day tour of Italy with Maryland basketball team in August of 2004

### PLAYING EXPERIENCE

1994-97, University of Maryland, basketball letterwinner  
1997-99, Chicago Bulls

### PLAYING HONORS

AP third team All-America selection, 1997  
All-ACC first-team selection, 1997  
1998 NBA World Champion

### PERSONAL

Education: University of Maryland 2003, B.S. in Criminology and Criminal Justice  
Date of Birth: October 9, 1974





# TROY WAINWRIGHT

## DIRECTOR OF BASKETBALL OPERATIONS • UMUC '04 10TH YEAR AT MARYLAND

Troy Wainwright, the director of basketball operations, is in his 10th year as a member of Gary Williams' staff. He is an essential part of the success of the team, both on and off the court, and is responsible for the administration of the basketball office.

Wainwright is responsible for all internal operations of the basketball program and serves as a liaison to the athletics department including Deborah Yow, Maryland's director of athletics. He is involved in the day-to-day operations of the team, including budgetary matters, team travel, on-campus housing and dining contracts. In addition, Wainwright is responsible for non-conference scheduling and works with the conference office to coordinate the Terps' ACC schedule.

A native of Berlin, Md., Wainwright has played an integral role in the Terps' success since his arrival. The Terps have appeared in the NCAA Tournament eight times, won the NCAA championship in 2002 and captured the ACC title in 2004. Maryland has averaged nearly 25 wins during his eight seasons with the team, despite playing the second-toughest schedule in the nation a season ago, the third most difficult in 2002 and the fifth most arduous in 1998. In 2003, 1998 and 1999 the Terps advanced to the Sweet Sixteen of the NCAA Tournament, and in 1999, Maryland won 28 games and was ranked fifth in the nation. In 2001, the Terps advanced to the Final Four and were ranked No. 4 in final rankings by USA Today/ESPN, and of course, in 2002 the Maryland basketball family captured its first-ever national championship and finished with a No. 1 ranking.

Among Wainwright's chief responsibilities is the administration of team travel plans. Wainwright coordinates all transportation (air and ground) as well as hotel accommodations. During his tenure, Wainwright has successfully coordinated travel to eight NCAA Tournaments, eight ACC Tournaments, Hawaii, Puerto Rico and Madison Square Garden, as well as every regular season game. Wainwright successfully directed the Terrapins up and down the East Coast during the 2002 NCAA championship run, to Nashville and San Antonio as part of Maryland's 2003 Sweet Sixteen campaign, and to Denver for a school-record 11th straight NCAA appearance in 2004.

Recently, Wainwright played an integral role in coordinating travel for the Terrapins during a 12-day, five-game tour of Italy.

Wainwright serves as the director of the annual Gary Williams golf tournament that raises money to endow scholarships for the basketball program. The tournament has raised more than \$300,000 during the nine years since Wainwright's arrival. As tournament director, Wainwright helps solicit sponsorships and participants, and helps with event management on the day of the event. In addition, he coordinates team and individual player awards and a silent auction.

Wainwright also serves as the co-director of the Gary Williams basketball camp each summer. He helps coordinate virtually every aspect of the camp including housing, meals and camp speakers. The 2002-04 Gary Williams camps were the largest in its history, attracting more than 1,200 overnight campers each over a three-week period in each of the last three summers.

### A TERP RETURNS

Wainwright was a sociology major at the University of Maryland and went on to work as an account manager with the Washington Bullets from 1992-1994. He then served as an advertising account executive at the Washington Times from 1994-96. He completed a degree at University of Maryland, University College in 2004.

Wainwright served as head manager for the basketball team during Williams' first season at Maryland, 1990, and accompanied the Terps as they advanced to the second round of the National Invitation Tournament. He served as an assistant manager for the three years preceding Williams' arrival in College Park.

### THE TROY WAINWRIGHT FILE EXPERIENCE

1996-present University of Maryland, Director of Basketball Operations

#### OPERATIONS POSITIONS

1996-97	Maryland	NCAA Southeast Region First Round
1997-98	Maryland	NCAA West Region Semifinals
1998-99	Maryland	NCAA South Region Semifinals
1999-00	Maryland	NCAA Midwest Region Second Round
2000-01	Maryland	NCAA Final Four, West Region Champions
2001-02	Maryland	NCAA Champions
2002-03	Maryland	NCAA South Region Semifinals
2003-04	Maryland	ACC Champions, NCAA Denver Region Second Round
2004-05	Maryland	NIT Semifinals

#### INTERNATIONAL EXPERIENCE

Five-game, 12-day tour of Italy with Maryland basketball team in August of 2004

#### PREVIOUS EXPERIENCE

• 1986-90, University of Maryland, Team Manager

#### PERSONAL

**Education:** University of Maryland, University College, 2004, social science

**Date Of Birth:** June 7, 1967

**Family:** Wife Noelle (married, August 10, 2002), Son: Callum (born June 12, 2003)

WAINWRIGHT





**PETE YURISH**  
**STRENGTH &  
CONDITIONING COACH**  
**(SHEPHERD '87)**  
**1ST YEAR AT MARYLAND**

New to the University of Maryland basketball family this season is strength and conditioning coach Pete Yurish, who comes to College Park after 12 seasons on the staff at Shepherd University in nearby Shepherdstown, W.Va.

Yurish will work with the Terrapin basketball players throughout the season to improve their strength and quickness as well as reduce the risk of injury. After coming to Maryland just before the beginning of fall classes, Yurish put the Terps through their preseason conditioning drills designed to prepare them for the long season and the up-tempo style of play that has been a trademark of head coach Gary Williams' teams.


While at Shepherd, Yurish was an assistant football coach, as well as coordinating all strength and conditioning activities for the Rams' athletic teams. Under Yurish's guidance, the strength and conditioning program at Shepherd became one of the best in the region, as the Rams set over 40 school records in the weight room during the last three years.

Prior to returning to his alma mater, Yurish served as the defensive line/weight and strength coach at Lenoir-Rhyne (1991-92), Catawba (1992), and as a graduate assistant at East Carolina (1989-90).

Yurish earned first team All-West Virginia Conference honors in 1986 as he led the league in defensive efficiency and helped Shepherd to the WVIAC title and the NAIA playoffs. He still ranks among the career leaders in total tackles (315) and solo tackles (143), as he served as a defensive captain for three years and helped the Rams to a four-year record of 29-13 from 1983-86. Yurish was inducted into the Shepherd College Athletic Hall of Fame in 1999.

A 1987 graduate of Shepherd, Yurish earned a bachelor's degree in physical education before moving on to East Carolina, where he received his master's in educational administration.

Yurish and his wife, Katrina, reside in Boonsboro, Md., with their son, Caleb.



**ROBERT EHSAN**  
**GRADUATE ASSISTANT**  
**(UC DAVIS '05)**  
**1ST YEAR AT MARYLAND**

Robert Ehsan begins his first year in the University of Maryland program as the graduate assistant on Gary Williams' staff. He will be assisting with the day-to-day activities of the basketball office, including supporting recruiting, assisting in scheduling, supervising student managers and assisting in operations.

Ehsan played collegiately for four seasons at the University of California, Davis. He started for two seasons and was the team captain in his senior year. Ehsan finished 23rd in the nation in free-throw percentage as a junior for the Aggies, who were in a transition period while moving from NCAA Division II to Division I. At Davis, Ehsan received the Gordon S. Baranco Award, symbolizing exceptional leadership, unselfishness, work ethic and commitment toward the team.

He became interested in coaching while assisting with camp staffs at Santa Clara, UC Santa Barbara, UC Davis and Gary Williams Basketball Camp at Maryland. Ehsan also held other positions in finance and marketing during summers. Ehsan led his Bella Vista High School team in scoring during all four seasons and was a three-time all-league pick at the Sacramento-area school.

He earned a bachelor's degree in economics while at UC Davis, making the athletics honor roll from 2002 through 2005.



**J.J. BUSH**  
**ATHLETIC TRAINER**  
**34TH YEAR AT MARYLAND**

J.J. Bush is in his 14th season as the athletic trainer for Gary Williams and the Terrapin men's basketball program. The past 13 years represents his second stint working with the program for the University of Maryland 30-Year Service Award winner, as he was also the team's trainer from 1972-1976.

As the trainer for the basketball team, Bush coordinates the daily medical treatments for all the players and supervises all rehabilitative efforts in case of injury. In the last 12 years, Bush has accompanied the Terrapins to 11 NCAA Tournaments, including seven Sweet Sixteen appearances, two Final Fours and the national championship in 2002.

Bush came to the university in 1972 as an assistant trainer and began working immediately with the men's basketball team. The team won the Atlantic Coast Conference regular season championship in 1975 and averaged 23 wins per season during his first four-year stint.

From 1979 until 1992, Bush served as the head trainer of the Terrapin football team, which claimed four ACC championships and played in nine bowl games during that era. In 1992 he returned to Cole Field House and the basketball team as an assistant to the athletics director.

In addition to his training duties, Bush teaches basic and advanced courses on care and prevention of athletic injuries in Maryland's College of Health and Human Performance, and is a frequent lecturer throughout the Mid-Atlantic region of the United States.

In May 2005, Bush was a member of the inaugural class inducted into the Maryland Athletic Trainers Association Hall of Fame. A founding member of MATA, Bush is credited as the author of the organization's constitution and by-laws.

A native of Fort Lauderdale, Fla., Bush, 59, graduated from Florida State University in 1969. He and his wife Gina have two children, Brandon and Jordan, and reside in University Park, Md.



**AL TIFFANY**  
**BASKETBALL EQUIPMENT  
MANAGER**  
**(MARYLAND '95)**  
**1ST YEAR AT MARYLAND**

Al Tiffany returns to his alma mater for the 2005-06 season to serve as the equipment manager for the men's basketball team. He will be responsible for ordering and issuing game uniforms and practice gear for the Terps, as well as coordinating laundry services for the team at home and on the road.

Tiffany comes to Maryland from the U.S. Naval Academy, where he served for five years in the athletics department on the equipment staff. A former student basketball manager for four years while at Maryland, Tiffany was the head basketball manager in his senior year. He earned his bachelor's degree in kinesiology from Maryland in 1995.

Tiffany will also direct the equipment needs for all teams at Comcast Center, including women's basketball, wrestling, volleyball and softball.





**CLEO  
LONG-THOMAS**  
ADMINISTRATIVE ASSISTANT  
TO THE HEAD COACH  
18TH YEAR AT MARYLAND

Cleo Long-Thomas is in her 16th season as the administrative assistant to head coach Gary Williams and her 18th year overall at the University of Maryland. She coordinates the professional schedules of Coach Williams and assists the coaching staff. In addition, she is responsible for the overall administration and the day-to-day managerial duties of the basketball office.

Long-Thomas coordinates Williams' schedule for departmental meetings, out-of-town speaking engagements and appearances. She also coordinates travel arrangements for the entire coaching staff and is responsible for all of the senior day activities at the final home game of each season. In the postseason, Long-Thomas plans and coordinates the Terps' annual honors banquet including all invitations, decorations, seating and banquet room setup. The original administrative coordinator of the Gary Williams Basketball Camp, Long-Thomas still assists with day-to-day camp activities such as application and registration.

Long-Thomas and her husband, Jocquin, are the proud parents of three children: Tyrone, 37, Jabari, 31, and Raven, 22. Tyrone and his wife Yolanda have given Long-Thomas two grandchildren, T.J., 9, and Jovan, 5.



**CAROLE BUCCO**  
ADMINISTRATIVE ASSISTANT TO THE  
ASSISTANT COACHES  
(MARYLAND '93)  
SEVENTH YEAR AT MARYLAND

Carole Bucco is in her seventh year working with the University of Maryland men's basketball program, serving as the administrative assistant to the assistant coaches for recruiting.

Bucco coordinates all recruiting correspondence and mail-outs to prospective Maryland basketball players. In addition, she assists the coaches in preparation of scouting reports and with film exchange throughout the season and is responsible for assisting in the coordination, planning and registration of the annual Gary Williams summer basketball camp.

Bucco graduated from the University of Maryland in 1993. Upon commencement, she worked for the University of Maryland, University College for two years, and then for two small companies before returning to her alma mater. Bucco is a resident of Columbia, Md.

## SUPPORT STAFF



**Geoff Gilbert**  
Massage Therapist



**Kenny Beaver**  
Manager



**Michael Czan**  
Manager



**Jason Davis**  
Manager



**Ohin Gaston**  
Manager



**Brent Harman**  
Manager



**Aaron Hockel**  
Manager



**Steve Miller**  
Manager



**Alyson Waitte**  
Office Assistant




**Jocelyn Dave**  
Office Assistant






MEN'S  
**Bb**  
BASKETBALL

# TEERRAPID PROFILES





22

**NIK CANER-MEDLEY**  
**FORWARD****PORTLAND, MAINE (DEERING)****6-8 • 240 • SENIOR, 3V**



**On Caner-Medley:** A candidate for All-America and All-ACC honors ... Terps' top returning scorer at 16.0 points per game, including a 16.6 ppg average in ACC contests ... a versatile and physical athlete who can play the small and power forward positions ... an aggressive, slashing scorer who owns a shooter's touch and the ability to hit from long range ... left-hander possesses tremendous ball-handling skills for a player his size ... 81 career starts is the most for any current Terrapin ... one of three Maryland players from the state of Maine in school history, including Gary Williams' teammate Joe Harrington and Jon MacDonald in the late 1960s ... worked among the top college basketball players at Nike Camp in July 2005 and Michael Jordan's Flight School in August 2005 ... the recipient of first-ever LeFrak Foundation Scholarship for men's basketball in 2003.

**WILLIAMS ON CANER-MEDLEY**

"Nik had some games last year that were tremendous, such as his performance at Duke. This year he has to be more consistent. For Nik to achieve the goals that he has for this year, he really has to come in here and prepare every day to be a great player. Nik has worked hard in camps over the summer and played against guys who are considered to be the best players in the country. He knows what it takes, and I look forward for Nik to have a great senior year."

**As a Junior in 2004-05:** Led the Terrapins in scoring (16.0 ppg), minutes (1,008), starts (31) and 3-point field goals made (43) ... posted a double-figure scoring total in 27 of 32 games, recorded 10 games of 20 points or more and was Maryland's top scorer in 13 games ... poured in a career-high 35 points in Maryland's win over Temple (Jan. 15), in which he made 14-for-21 FG to eclipse his previous career-high by 12 points ... averaged team-high 16.9 ppg in ACC contests ... finished third on the team in rebounding (6.2 rpg) and second in steals (43) ... notched four double-doubles on the season ... barely missed a double-double in the Terps' NIT semifinal matchup vs. South Carolina (Mar. 29) with 13 points and nine boards in 26 minutes ... posted a double-double in the NIT win vs. Davidson (Mar. 23) with 12 points and 11 boards (10 defensive rebounds) ... scored all 15 of his points in the second half and grabbed 10 rebounds vs. NC State (Jan. 23) for his first double-double of the season ... second double-double of season came with 19 points, 11 rebounds in the Terps' double-overtime win at Virginia (Feb. 19) ... put in a 16-point, five-rebound performance against No. 2 North Carolina (Feb. 27) to reach the 1,000-point plateau for his career ... led all scorers with 25 points in Maryland's win at No. 2 Duke (Jan. 26), which included an 8-for-13 performance from the field, a 3-of-8 mark from beyond the arc, a 6-for-6 effort at the free throw line and five rebounds, three assists and four steals ... earned ESPN.com National Player of the Week honors for his performance against the Blue Devils (Jan. 31) ... netted 26 points and hit a career-high tying four 3-pointers at home against Virginia (Jan. 19) ... paced the Terps with 21 points on 9-for-14 shooting at Wake Forest (Jan. 11) ... chipped in with six rebounds, four assists and three steals against the Demon Deacons ... scored 20 points on in a 9-for-12 shooting effort vs. Liberty (Dec. 28) and tied his career-high with five steals ... earned BB&T Classic all-tournament honors, averaging 18.0 points and 6.0 rebounds across the weekend tournament ... notched career-highs in 3-pointers made (4) and attempted (9) in a 16-point showing against George Washington (Dec. 5) ... joined Chris McCray with a team-high 20 points in win over George Mason in the BB&T Semifinals (Dec. 4) ... worked alongside Michael Jordan and other top collegiate players at the Michael Jordan Flight School in August 2004 ... on the Terps' summer Italian Tour, was a perfect 5-for-5 in double-figure scoring contests ... averaged 16.4 points per game in Italy, including a 25-point effort in the win over Pistoia, and 5.8 rebounds per contest.

CANER-MEDLEY





As a Sophomore in 2003-04: Terp starter in all 32 contests ... finished third on team in scoring with 12.2 points per game and was the Terps' high-scorer in eight contests ... third on the squad in rebounding (4.7 rpg), assists (55) and blocked shots (34) ... standout performance sparked the Terps in a win at No. 1 Florida (Dec. 10) ... registered 22 points (one below career-high) with six points in overtime ... set or tied then-career bests vs. Florida in field goals attempted (16), 3-point field goals (3), 3-point field goals attempted (7), rebounds (13, previous career-high was eight) and minutes played (43) ... his 22 points and 13 boards vs. Gators marked his first career double-double ... earned the Maryland Basketball "Clutch Performance of the Year" Award for his effort against Florida ... second career double-double came with a 15 point, 10 rebound effort at Florida State (Dec. 28) ... totaled 12 points, including 2-for-4 3-pointers and 4-for-4 free throws in the Terps' NCAA First Round victory over UTEP (March 18) ... was one of five Terrapins in double figures with 13 points vs. Wake in ACC Quarterfinals (March 12) ... put in a 6-for-6 effort at the free throw line and grabbed eight rebounds vs. the Deacons ... registered 13 points vs. Virginia (March 7) with eight rebounds in a "must win" for the Terps to close out the season ... netted 13 of his 20 points in the second half vs. Wake Forest at home (Feb. 28), and contributed four rebounds and three blocks ... one of five Maryland players in double figures in the Terps' home victory over Florida State (Feb. 8) with 14 points and a career-high tying four blocks ... led five Terps in double figures at Wake Forest (Jan. 29) with 15 points ... paced Terrapins with 21 points vs. Duke (Jan. 21) at home, scoring 13 in the final 9:21 of game ... grabbed a team-high eight rebounds vs. the Blue Devils ... scored 11 of his 17 points in the second half during Maryland's home win over North Carolina (Jan. 14) and added three rejections ... led Terps with 19 points vs. UNC-Greensboro (Dec. 23) and dished a career-high tying four assists ... made a clutch free throw with two seconds remaining in regulation to send the Wisconsin game into overtime for a Terp victory (Dec. 2) ... led the Terps with a career-high 23 points vs. George Mason (Nov. 25), and also contributed seven boards and three assists.

## CANER-MEDLEY'S CAREER HIGHS

Category	#	Opponent/Date
Points	35	vs. Temple, 1/15/05
FG	14	vs. Temple, 1/15/05
FGA	21	vs. Temple, 1/15/05
3FG	4	vs. Virginia, 1/19/05
	4	vs. George Washington, 12/5/04
3FGA	9	vs. George Washington, 12/5/04
FT	7	vs. Mount St. Mary's, 1/4/05
FTA	9	vs. Wake Forest, 2/28/04
	9	at North Carolina, 2/15/04
Rebounds	13	at Florida, 12/10/03
Assists	5	vs. Oral Roberts-NIT, 3/16/05
	5	at Virginia, 2/19/05
	5	vs. Memphis, 11/26/04
Blocks	4	vs. Florida State, 2/8/04
	4	vs. Wisconsin, 12/2/03
Steals	5	vs. Liberty, 12/28/04
	5	vs. NC State, 1/30/03
Minutes	43	at Virginia, 2/19/05
	43	at Florida, 12/10/03

## CANER-MEDLEY'S 2004-05 GAME-BY-GAME STATISTICS (JUNIOR)

Date	Opponent	G-GS	Min.	FG-A	Pct.	3FG-A	Pct.	FT-A	Pct.	O-D	Tot	PF	A	TO	B	S	Pts
N19	JACKSON STATE	1-1	19	3-8	37.5	2-3	66.7	4-6	66.7	3-2	5	1	1	1	2	1	12
N23	MERCER	1-1	30	9-14	64.3	1-3	33.3	2-2	100.0	3-3	6	0	2	1	0	1	21
N26	vs. Memphis	1-1	28	7-13	53.8	1-3	33.3	0-1	0.0	2-2	4	1	5	0	1	1	15
N30	at Wisconsin	1-1	24	2-9	22.2	1-2	50.0	2-2	100.0	0-4	4	4	2	6	0	0	7
O4	vs. George Mason	1-1	24	7-9	77.8	2-3	66.7	4-4	100.0	1-4	5	1	3	1	1	0	20
O5	vs. George Washington	1-1	32	5-15	33.3	4-9	44.4	2-2	100.0	2-5	7	3	2	3	0	1	16
O12	UNC ASHEVILLE	1-1	26	4-8	50.0	0-3	0.0	0-0	0.0	0-4	4	2	2	0	1	0	8
O19	FLORIDA STATE	1-1	36	4-15	26.7	0-6	0.0	3-3	100.0	1-3	4	4	2	3	0	3	11
O23	AMERICAN	1-1	32	6-11	54.5	1-3	33.3	3-4	75.0	3-1	4	0	2	2	0	2	16
O28	LIBERTY	1-1	25	9-12	75.0	0-0	0.0	2-3	66.7	2-3	5	1	2	1	0	5	20
J4	MOUNT ST. MARY'S	1-0	19	4-8	50.0	2-3	66.7	7-8	87.5	3-3	6	2	2	1	0	1	17
J8	at North Carolina	1-1	23	3-8	37.5	0-4	0.0	4-6	66.7	2-2	4	2	0	3	0	3	10
J11	at Wake Forest	1-1	33	9-14	64.3	0-3	0.0	3-7	42.9	3-3	6	1	4	3	0	3	21
J15	TEMPLE	1-1	37	14-21	66.7	1-5	20.0	6-7	85.7	6-3	9	3	2	2	1	2	35
J19	VIRGINIA	1-1	39	8-17	47.1	4-8	50.0	6-8	75.0	3-4	7	2	2	2	2	1	26
J23	NC STATE	1-1	31	5-12	41.7	1-4	25.0	4-4	100.0	2-8	10	1	2	2	1	0	15
J26	at Duke	1-1	37	8-13	61.5	3-8	37.5	6-6	100.0	2-3	5	2	3	5	1	4	25
J30	GEORGIA TECH	1-1	34	8-19	42.1	3-7	42.9	0-0	0.0	1-2	3	3	1	4	1	0	19
F1	at Clemson	1-1	27	4-14	28.6	1-6	16.7	0-0	0.0	2-6	8	0	2	3	0	1	9
F5	at Miami	1-1	30	2-10	20.0	1-3	33.3	3-4	75.0	2-5	7	3	3	4	1	2	8
F8	VIRGINIA TECH	1-1	36	7-11	63.6	1-3	33.3	6-7	85.7	2-5	7	1	1	3	1	1	21
F12	DUKE	1-1	41	5-18	27.8	0-1	0.0	1-3	33.3	3-6	9	3	2	1	0	0	11
F16	at NC State	1-1	35	7-12	58.3	3-6	50.0	2-2	100.0	4-2	6	4	1	1	0	1	19
F19	at Virginia	1-1	43	7-15	46.7	0-1	0.0	5-8	62.5	2-9	11	1	5	1	0	0	19
F22	CLEMSON	1-1	32	9-15	60.0	3-5	60.0	2-3	66.7	3-4	7	2	2	2	0	0	23
F27	NORTH CAROLINA	1-1	36	7-18	38.9	1-3	33.3	1-1	100.0	0-5	5	2	0	0	1	0	16
M5	at Virginia Tech	1-1	36	4-12	33.3	0-2	0.0	4-6	66.7	1-1	2	4	1	2	0	1	12
M10	vs. Clemson (ACC)	1-1	35	5-17	29.4	2-3	66.7	2-2	100.0	4-6	10	3	2	3	0	1	14
M16	ORAL ROBERTS (NIT)	1-1	29	0-7	0.0	0-4	0.0	0-2	0.0	0-8	8	3	5	6	1	1	0
M23	DAVIDSON (NIT)	1-1	38	3-10	30.0	1-4	25.0	5-5	100.0	1-10	11	2	2	1	0	1	12
M26	TCU (NIT)	1-1	35	7-12	58.3	3-5	60.0	3-4	75.0	0-0	0	1	2	3	1	3	20
M29	vs. South Carolina (NIT)	1-1	26	6-12	50.0	1-3	33.3	0-0	0.0	2-7	9	3	2	5	0	2	13

## CANER-MEDLEY'S 2003-04 GAME-BY-GAME STATISTICS (SOPHOMORE)

Date	Opponent	G-GS	Min.	FG-A	Pct.	3FG-A	Pct.	FT-A	Pct.	O-D	Tot	PF	A	TO	B	S	Pts
N22	AMERICAN	1-1	25	4-9	44.4	1-4	25.0	0-0	0.0	2-6	8	1	4	2	0	1	9
N25	GEORGE MASON	2-2	35	10-16	62.5	1-3	33.3	2-2	100.0	2-5	7	2	3	4	0	2	23
N29	HOFSTRA	3-3	33	7-13	53.8	2-3	66.7	3-6	50.0	2-0	2	0	3	2	1	2	19
O2	WISCONSIN	4-4	38	3-8	37.5	0-1	0.0	1-2	50.0	1-3	4	4	0	0	4	0	7
O6	vs. Gonzaga	5-5	30	7-14	50.0	1-5	20.0	1-2	50.0	1-3	4	2	1	4	2	1	16
O7	vs. West Virginia	6-6	33	2-5	40.0	1-1	100.0	1-1	100.0	2-6	8	1	1	2	0	0	6
O10	at Florida	7-7	43	9-16	56.3	3-7	42.9	1-2	50.0	4-9	13	3	2	3	1	0	22
O14	PEPPERDINE	8-8	27	4-9	44.4	2-3	66.7	0-1	0.0	3-3	6	0	1	0	1	0	10
O23	UNC GREENSBORO	9-9	32	8-15	53.3	1-3	33.3	2-2	100.0	1-4	5	2	4	1	0	1	19
O28	at Florida State	10-10	36	6-15	40.0	2-6	33.3	1-2	50.0	5-5	10	5	2	3	2	0	15
J3	MT ST. MARY'S	11-11	31	5-9	55.6	0-1	0.0	4-4	100.0	2-2	4	1	1	1	1	2	14
J6	UNES	12-12	29	5-14	35.7	2-5	40.0	3-5	60.0	4-1	5	2	1	2	1	4	15
J14	NC CAROLINA	13-13	38	7-13	53.8	1-3	33.3	2-2	100.0	1-3	4	2	1	4	3	1	17
J17	at Georgia Tech	14-14	32	1-10	10.0	0-4	0.0	3-4	75.0	3-3	6	2	1	2	1	2	5
J21	DUKE	15-15	34	9-15	60.0	1-3	33.3	2-2	100.0	1-7	8	2	1	1	2	0	21
J25	at Clemson	16-16	28	5-12	41.7	0-2	0.0	3-3	100.0	1-1	2	2	1	3	1	1	13
J29	at Wake Forest	17-17	34	6-13	46.2	3-7	42.9	0-0	0.0	1-3	4	3	1	5	1	2	15
F1	NC STATE	18-18	29	4-9	44.4	1-4	25.0	1-4	25.0	0-1	1	3	2	1	1	0	10
F4	at Virginia	19-19	24	3-9	33.3	0-2	0.0	2-6	33.3	1-1	2	2	2	2	0	1	8
F8	FLORIDA STATE	20-20	27	5-9	55.6	3-7	42.9	1-3	33.3	1-2	3	3	2	1	4	0	14
F15	at North Carolina	21-21	33	3-11	27.3	1-6	16.7	6-9	66.7	1-0	1	3	1	1	0	0	13
F19	GEORGIA TECH	22-22	31	5-16	31.3	0-4	0.0	0-0	0.0	4-3	7	1	2	1	2	1	10
F22	at Duke	23-23	24	3-8	37.5	1-4	25.0	2-5	40.0	3-0	3	4	2	4	0	1	9
F24	CLEMSON	24-24	20	0-3	0.0	0-1	0.0	0-0	0.0	1-0	1	2	3	7	1	0	0
F28	WAKE FOREST	25-25	36	6-12	50.0	2-5	40.0	6-9	66.7	0-4	4	1	1	2	3	0	20
M3	at NC State	26-26	36	2-8	25.0	1-4	25.0	3-3	100.0	1-1	2	1	2	3	1	1	8
M7	VIRGINIA	27-27	34	4-13	30.8	3-8	37.5	2-6	33.3	6-2	8	2	2	0	0	1	13
M12	vs. Wake-ACC	28-28	30	3-6	50.0	1-2	50.0	6-6	100.0	4-4	8	3	1	1	1	1	13
M13	vs. NC State-ACC	29-29	25	0-2	0.0	0-0	0.0	4-5	80.0	0-3	3	2	1	2	0	0	4
M14	vs. Duke-ACC	30-30	27	2-6	33.3	0-2	0.0	1-3	33.3	1-3	4	5	2	0	0	1	5
M18	vs. UTEP-NCAA	31-31	20	3-7	42.9	2-4	50.0	4-4	100.0	0-0	0	3	3	3	0	1	12
M20	vs. Syracuse-NCAA	32-32	28	1-3	33.3	0-1	0.0	2-2	100.0	2-2	4	2	1	2	0	0	4

## CANER-MEDLEY'S 2002-03 GAME-BY-GAME STATISTICS (FRESHMAN)

Date	Opponent	G-GS	Min.	FG-A	Pct	3FG-A	Pct.	FT-A	Pct.	O-D	Tot	PF	A	TO	B	S	Pts
N24	Miami (I)	1-0	15	0-4	0.0	0-0	0.0	1-2	50.0	0-2	2	2	1	1	2	3	1
N27	The Citadel	1-0	17	4-7	57.1	0-0	0.0	4-7	57.1	1-3	4	1	1	0	2	0	12
N30	Duquesne	1-0	17	2-3	66.7	0-1	0.0	4-7	57.1	2-6	8	0	1	1	0	0	8
O3	vs. Indiana	1-0	14	2-2	100.0	0-0	0.0	0-1	0.0	0-2	2	1	0	0	2	0	4
O7	vs. Notre Dame	1-1	22	4-6	66.7	0-0	0.0	0-0	0.0	1-6	7	3	1	0	0	4	8
O8	vs. GW	1-1	18	2-4	50.0	1-1	100.0	0-0	0.0	2-0	2	3	1	2	0	2	5
O14	Florida	1-1	14	1-2	50.0	0-0	0.0	1-2	50.0	1-4	5	2	0	0	0	0	3
O23	UMBC	1-1	19	4-6	66.7	1-2	50.0	2-2	100.0	6-2	8	2	1	1	0	2	11
O29	Georgia Tech	1-1	22	3-6	50.0	1-1	100.0	0-0	0.0	2-2	4	1	1	1	2	0	7
J4	Wagner	1-1	18	3-7	42.9	1-1	100.0	2-2	100.0	5-1	6	0	0	1	1	0	9
J8	Hampton	1-1	14	2-3	66.7	0-1	0.0	0-0	0.0	0-1	1	2	1	2	1	0	4
J11	Florida State	1-1	22	3-6	50.0	0-1	0.0	0-0	0.0	1-4	5	2	3	3	1	1	6
J15	at Wake Forest	1-1	11	2-2	100.0	0-0	0.0	0-0	0.0	0-1	1	3	0	1	0	1	4
J18	Duke	1-0	15	2-3	66.7	2-3	66.7	2-2	100.0	1-0	1	1	1	1	0	2	8
J22	at North Carolina	1-0	2	0-0	0.0	0-0	0.0	0-0	0.0	0-0	0	2	0	0	0	0	0
J23	at Clemson	1-0	12	1-3	33.3	0-0	0.0	0-0	0.0	3-3	6	2	0	3	0	1	2
J30	NC State	1-0	21	4-5	80.0	0-0	0.0	1-3	33.3	2-1	3	5	3	1	1	5	9
F2	Loyola (Md.)	1-0	19	2-4	50.0	0-1	0.0	1-2	50.0	0-2	2	0	1	1	1	2	5
F6	Virginia	1-0	18	2-6	33.3	0-0	0.0	3-4	75.0	5-2	7	3	1	1	0	1	7
F9	at Georgia Tech	1-0	26	7-14	50.0	0-2	0.0	0-0	0.0	6-0	6	3	3	1	0	4	14
F12	at Florida State	1-1	17	0-4	0.0	0-2	0.0	0-0	0.0	2-2	4	3	0	0	0	0	0
F17	Wake Forest	1-1	13	2-2	100.0	1-1	100.0	0-0	0.0	2-2	4	4	1	1	0	0	5
F19	at Duke	1-1	21	2-6	33.3	0-1	0.0	2-3	66.7	0-2	2	2	3	0	0	3	6
F22	North Carolina	1-1	12	2-3	66.7	1-2	50.0	0-0	0.0	0-5	5	2	2	1	0	2	5
F25	Clemson	1-0	13	1-1	100.0	0-0	0.0	0-0	0.0	0-2	2	3	1	0	2	0	2
M2	at NC State	1-1	13	2-3	66.7	0-0	0.0	0-2	0.0	1-0	1	3	0	2	1	0	4
M9	at Virginia	1-1	18	3-3	100.0	1-1	100.0	0-1	0.0	0-1	1	2	0	0	1	3	7
M14	vs N Carolina-ACC	1-1	17	4-11	36.4	0-4	0.0	1-1	100.0	4-1	5	4	1	2	0	1	9
M21	vs UNCIV-NCAA	1-1	29	5-7	71.4	1-1	100.0	1-2	50.0	2-0	2	1	0	1	1	0	12
M23	vs Xavier-NCAA	1-1	24	3-5	60.0	0-1	0.0	0-0	0.0	0-2	2	2	1	1	2	0	6
M28	vs. Mich. St.-NCAA	1-1	6	0-0	0.0	0-0	0.0	0-0	0.0	1-1	2	1	1	0	0	0	0





20  
06

MARYLAND

27  
SPORTS

1  
TEAM

FEAR  
THE  
TURTLE!


**As a Freshman in 2002-03:** Became the first true freshman to start regularly at Maryland since Steve Blake in 1999-00, totaling 18 starts in 31 games ... shared time with Calvin McCall at small forward, averaging 5.9 ppg and 3.5 rpg in his first collegiate season ... averaged 6.0 ppg and 2.0 rpg in the Terps' three NCAA Tournament games despite missing most of the Michigan State tilt (March 28) after injuring his ankle ... started nine of the team's last 11 games ... shot 20-of-33 (.606) from the field across the Terps' last eight games ... contributed 12 points and two rebounds in NCAA Tournament opening win over UNC Wilmington (March 21) ... added nine points and five rebounds in Maryland's ACC quarterfinal game vs. North Carolina (Feb. 22) ... after seven games as a reserve, returned to starting lineup vs. Florida State (Feb. 12), playing 17 minutes and grabbing four rebounds ... made nine straight starts before coming off the bench to score eight against No. 1 Duke (Jan. 18) ... registered then-career highs for points (14), FG (7), FGA (14) and minutes (26) in coming off the bench at Georgia Tech (Feb. 9) ... led the team in rebounds (7, including five offensive) and also had seven points in 18 minutes off the bench against Virginia (Feb. 6) ... scored nine points on 4-of-5 shooting, with three rebounds, three assists and five steals vs. NC State (Jan. 30) ... collected six rebounds in 12 minutes in the Terps' gritty road win at Clemson (Jan. 25) ... made first career start against Notre Dame (Dec. 7), contributing eight points, seven rebounds and four steals in 22 minutes in the BB&T Classic opening round ... started the second game of the BB&T Classic, scoring five points with two rebounds in 18 minutes against George Washington (Dec. 8).

**At Deering High School:** Graduated from Deering High School in 2002 ... named player of the year in Maine and was tabbed the state's top-rated player following his junior year as well ... NHSCA Boys Basketball Athlete of the Year ... named the state's Mr. Basketball and the Gatorade Player of the Year ... a Top 100 national recruit who steadily drew more attention as his career progressed ... a finalist for the McDonald's All-American game ... remarkable scorer as a senior, tallying a school-record 51 points vs. South Portland (Feb. 12) ... scored 47 points in consecutive games, had one game with 46 and another with 44 during his final high school campaign ... scored 39 points in a regional final game, and scored 26



points in a state championship defeat to Brunswick ... led the Rams to back-to-back Western Maine titles, twice falling in the state finals ... led the state in scoring in back-to-back seasons, with a 36.5-point average in 2002 and a 26.8-point clip in 2001 ... Deering's career scoring leader with 1,641 points ... also led the Southern Maine Athletic Association (SMAA) as a senior with 15.6 rebounds and 4.2 steals per game, and added 4.6 assists ... posted 12.7 rebounds, 4.4 steals and 4.1 assists as a junior ... first-team all-state as a junior and senior, leading the SMAA in points and rebounds both seasons ... led his team to a 40-5 record in his last two seasons ... played guard until his junior year of high school after he grew five inches ... was a wide receiver in football as a freshman at Deering ... competed at the Capital Classic with Maryland teammates Travis Garrison and Chris McCray ... high school coach was Mike Francoeur.

**Personal:** Niklas Anthony Caner-Medley ... born on Oct. 20, 1983 ... son of Joe Medley and Janet Caner ... has one brother, Patrick (13) ... featured in *Sports Illustrated's* Faces In The Crowd during his senior year of high school ... high honor roll student in high school ... played summer AAU ball for Los Angeles-based Pump 'N Run, where he played with his grandparents, Ed and Gloria Medley ... once played summer basketball in the Rucker Park League in Harlem where he played beside former Terps Byron Mouton and Steve Francis, and played against Kobe Bryant ... majoring in American Studies.



### CANER-MEDLEY'S CAREER STATISTICS

Year	G-GS	Min-Avg	FG-A	Pct	3FG-A	Pct	FT-A	Pct	Off-Def	Reb-Avg	PF-FO	Ast	TO	Blk	Stl	Pts-Avg
2002-03	31-18	519-16.7	74-138	.536	10-27	.370	25-43	.581	50-60	110-3.5	65-1	30	29	20	37	183-5.9
2003-04	32-32	982-30.7	142-328	.433	36-115	.313	69-105	.657	61-90	151-4.7	71-2	55	69	34	27	389-12.2
2004-05	32-31	1008-31.5	188-409	.460	43-126	.341	92-120	.767	65-133	198-6.2	65-0	69	75	16	43	511-16.0
<b>TOTALS</b>	<b>95-81</b>	<b>2509-26.4</b>	<b>404-875</b>	<b>.462</b>	<b>89-268</b>	<b>.332</b>	<b>186-268</b>	<b>.694</b>	<b>176-283</b>	<b>459-4.8</b>	<b>201-3</b>	<b>154</b>	<b>173</b>	<b>70</b>	<b>107</b>	<b>1083-11.4</b>

### CANER-MEDLEY'S ACC STATISTICS

Year	GP-GS	Min-Avg	FG-A	Pct	3P-A	Pct	FT-A	Pct	OR-DR	Reb-Avg	PF-D	Ast	To	Blk	St	Pts-Avg
2002-03	16-9	256-16.0	36-67	.537	6-14	.429	8-15	.533	25-27	52-3.3	41-1	19	16	8	23	86-5.4
2003-04	16-16	496-31.0	69-176	.392	19-70	.271	34-58	.586	30-36	66-4.1	38-1	26	40	22	11	191-11.9
2004-05	16-16	549-34.3	97-223	.435	21-70	.300	50-68	.735	33-68	101-6.3	35-0	31	39	8	21	265-16.6
<b>TOTAL</b>	<b>48-41</b>	<b>1303-27.1</b>	<b>202-466</b>	<b>.433</b>	<b>46-154</b>	<b>.299</b>	<b>92-141</b>	<b>.652</b>	<b>88-131</b>	<b>219-4.6</b>	<b>114-2</b>	<b>76</b>	<b>95</b>	<b>38</b>	<b>55</b>	<b>542-11.3</b>

### CANER-MEDLEY'S NCAA TOURNAMENT STATISTICS

Year	GP-GS	Min-Avg	FG-A	Pct	3P-A	Pct	FT-A	Pct	OR-DR	Reb-Avg	PF-D	Ast	To	Blk	St	Pts-Avg
2002-03	3-2	59-19.7	8-12	.667	1-2	.500	1-2	.500	3-3	6-2.0	4-0	2	2	3	0	18-6.0
2003-04	2-2	48-24.0	4-10	.400	2-5	.400	6-6	1.000	2-2	4-2.0	5-0	4	5	0	1	16-8.0
<b>TOTAL</b>	<b>5-4</b>	<b>107-21.4</b>	<b>12-22</b>	<b>.545</b>	<b>3-7</b>	<b>.429</b>	<b>7-8</b>	<b>.875</b>	<b>5-5</b>	<b>10-2.0</b>	<b>9-0</b>	<b>6</b>	<b>7</b>	<b>3</b>	<b>1</b>	<b>34-6.8</b>



4

# TRAVIS GARRISON

## FORWARD

### SUITLAND, MD. (DEMATHA)

### 6-8 • 241 • SENIOR, 3V

**On Garrison:** Powerful post player who can face the basket, rebound and defend in the interior ... Maryland's top returning rebounder at 6.5 boards per game ... soft-shooting big man who continues to take his game inside ... a three-year starter who has become a valuable part of Maryland's frontcourt rotation ... one of the ACC's top shotblockers after three seasons among league leaders ... has been working diligently on all areas of his game during the off-season.





#### WILLIAMS ON GARRISON

"Travis has to establish a mindset for the season. The basketball season is a long one and you have to be tough enough to deal with that for the duration. Travis is a great shooter for a big man, and he has had some unbelievable games where he's done it all. This year as a senior, Travis has to be more consistent throughout the season, and rebound and play great defense even when his shot is not falling."

**As a Junior in 2004-05:** One of three Terrapins to play in all 32 contests, starting 30 ... one of four Terrapins to average double-figures for the season, scoring at a 10.1 points per game clip ... notched 16 double-digit scoring games, including two contests of 20 or more ... averaged 11.9 ppg over the final 11 contests of the season ... led the squad in rebounding at 6.5 rpg, and registered seven games of double-figure rebounds ... finished second on the Terrapin team and sixth in the ACC with an .819 free throw percentage (86-of-105) ... was second on the squad and seventh in the conference with a 1.34 blocks per game average ... led team in scoring (15.0 ppg) and rebounding (9.3 rpg) during Maryland's four-game Postseason NIT run ... posted four double-doubles on the season ... recorded third double-double in four NIT games with 15 points and 10 rebounds vs. South Carolina in the semifinal round at Madison Square Garden (March 29) ... registered a double-double with 15 points and 10 rebounds vs. TCU in the quarterfinals (March 23) ... posted a double-double with 18 points and 11 boards in a NIT opening round win over Oral Roberts (March 16) ... also added four blocked shots against ORU ... netted 20 points with eight rebounds in the Terps' double-overtime win at Virginia (Feb. 19) ... between Feb. 12 and 22, averaged 16.0 ppg over a four-game stretch ... first double-double of season came with 17 points, 11 rebounds in the Terps' overtime victory over No. 7 Duke (Feb. 12) ... spashed in two free throws at Miami in the final seconds of regulation to send the game into overtime (Feb. 5) ... grabbed a career-high 15 rebounds in the Terps' win vs. No. 21 Georgia Tech (Jan. 30) ... hit 5 of 6 free throws to cap a nine-point performance and seal a Maryland victory over No. 2 Duke at Cameron Indoor Stadium (Jan. 26) ... also collected five boards in 19 minutes off the bench at Duke ... tallied eight points and registered team-high nine rebounds with three blocks in a home win over Virginia (Jan. 19) ... amassed 11 rebounds, eight points and three blocks in only 19 minutes against Liberty (Dec. 28) ... scored a career-high 21 points on 6-of-10 shooting and hit 9 of 9 free throws to open the season against Jackson St. (Nov. 19) ... was the Terps' MVP during Maryland's Italian Tour in August ... averaged 16.4 points and 11.0 rebounds across the Terps' five games in Italy ... top performances included an 18-point, 18-rebound effort against Pistoia, and a 27-point, 12-rebound performance during the Terps' comeback against Varese.

GARRISON





As a Sophomore in 2003-04: Played in 32 games, drawing 25 starts and playing 21.8 minutes per game ... averaged 7.8 points per game to go along with 5.2 rebounds, making him the Terps' top returner on the boards ... stepped up his play during the postseason, averaging 13.0 points and 6.3 rebounds to earn second team ACC All-Tournament accolades ... totaled 39 points, 19 rebounds, four blocks and shot 12-for-24 (.500) from the floor over the three tournament games ... also posted impressive numbers during the Terps' NCAA Second Round game vs. Syracuse, scoring a team-high tying 16 points and grabbing a team-high tying nine rebounds ... registered 12 double-figure scoring games with nine double-digit performances coming in the Terps' last 17 games ... averaged 9.8 ppg over last 12 contests and 12.4 ppg during the postseason ... his 5.2 rebounds per game average ranked second on the squad and he averaged 7.0 rebounds during the NCAA Tournament ... ranked second on the squad with 36 blocked shots, finishing ninth in the ACC with 1.1 blocks per game ... totaled nine multi-rejection games and established a career-high with four blocked shots twice ... established a then career-high with 19 points on 5-for-7 field goal shooting, including a 3-for-4 mark from 3-point range, in the Terps' ACC Championship victory over Duke (March 14) ... also chipped in seven boards, two blocks and two steals against the Blue Devils in the title game ... posted his first career double-double with a team-high 16 points and 10 boards in the Terps' ACC Quarterfinal win over Wake Forest (March 12) ... also added three assists vs. the Demon Deacons ... tallied 10 points and three blocks in 19 minutes at home vs. Wake Forest (Feb. 28) ... scored 11 points on 4-for-8 shooting, including a 2-of-3 performance from 3-point range, at Duke (Feb. 22) ... paced Terrapins in scoring with 16 points at home vs. Georgia Tech (Feb. 19), and added seven rebounds ... grabbed a career-best 10 rebounds in back-to-back games vs. Virginia (Feb. 4) and Florida State (Feb. 8) ... led the Terps with a career-high four assists vs. Seminoles ... netted 11 points with five boards on the road vs. Clemson (Jan. 25), followed by 13 points and five rebounds at Wake Forest (Jan. 29) ... nailed game-winning 19-foot jumper - his only basket of the game - with 19 seconds left in overtime to lift the Terps to win over No. 1 Florida in Gainesville (Dec. 10) ... added seven rebounds and a career-high tying four blocks in a career-most 30 minutes ... put forth a 12-point, four-rebound, three-block effort against Hofstra (Nov. 29) ... tallied nine points with

## GARRISON'S CAREER HIGHS

Category	#	Opponent/Date
Points	21	vs. Jackson State, 11/19/04
FG	8	vs. Duke, 2/12/05
FGA	16	vs. Davidson-NIT, 3/23/05
3FG	3	vs. Duke-ACC, 3/14/04
3FGA	5	at North Carolina, 1/8/05
FT	9	vs. TCU-NIT, 3/26/05
FTA	12	vs. TCU-NIT, 3/26/05
Rebounds	15	vs. Georgia Tech, 1/30/05
Assists	4	vs. Florida State, 2/8/04
Blocks	4	(5x) last vs. South Carolina-NIT, 3/29/05
Steals	3	vs. Duquesne, 11/30/02
Minutes	38	vs. Duke, 2/12/05

## GARRISON'S 2004-05 GAME-BY-GAME STATISTICS (JUNIOR)

Date	Opponent	G-GS	Min	FG-A	Pct	3FG-A	Pct	FT-A	Pct	O-D	Reb	PF	Asst	TO	Blk	Stl	Pts
N19	JACKSON STATE	1-1	19	6-10	600	0-1	000	9-9	1000	2-5	7	0	1	1	1	1	21
N23	MERCER	1-1	18	2-8	250	0-0	000	0-0	000	1-4	5	3	2	2	0	0	4
N26	vs Memphis	1-1	24	2-9	222	0-0	000	5-6	833	7-3	10	3	0	2	1	1	9
N30	at Wisconsin	1-1	33	4-8	500	1-2	500	2-2	1000	3-4	7	2	1	1	1	0	11
D4	vs George Mason	1-1	20	1-3	333	0-0	000	0-0	000	2-4	6	4	0	3	1	1	2
D5	vs George Washington	1-1	30	5-9	556	0-0	000	2-3	667	4-3	7	5	2	1	0	0	12
D12	UNC ASHEVILLE	1-1	26	7-10	700	0-0	000	1-1	1000	2-3	5	1	1	3	3	0	15
D19	FLORIDA STATE	1-1	17	2-6	333	0-2	000	0-0	000	0-4	4	5	1	0	1	0	4
D23	AMERICAN	1-1	26	5-7	714	2-2	1000	2-2	1000	2-4	6	0	2	1	2	0	14
D28	LIBERTY	1-1	19	3-7	429	0-0	000	2-2	1000	4-7	11	2	0	0	3	0	8
J4	MOUNT ST. MARY'S	1-1	28	4-12	333	2-3	667	5-6	833	5-2	7	1	1	1	1	0	15
J8	at North Carolina	1-1	24	5-12	417	1-5	200	2-4	500	2-1	3	1	0	1	1	1	13
J11	at Wake Forest	1-1	22	4-7	571	0-0	000	0-0	000	1-5	6	5	0	0	2	1	8
J15	TEMPLE	1-1	26	1-4	250	1-2	500	3-4	750	1-4	5	0	2	2	0	0	6
J19	VIRGINIA	1-1	27	3-6	500	0-1	000	2-2	1000	1-8	9	3	0	2	3	2	8
J23	NC STATE	1-1	26	3-5	600	0-0	000	5-6	833	3-2	5	2	1	3	1	0	11
J26	at Duke	1-0	19	2-4	500	0-0	000	5-6	833	2-3	5	4	0	2	1	0	9
J30	GEORGIA TECH	1-1	33	2-2	1000	1-1	1000	2-2	1000	1-14	15	3	2	1	0	0	7
F1	at Clemson	1-1	21	1-4	250	0-2	000	2-4	500	1-1	2	5	1	0	0	0	4
F5	at Miami	1-1	31	3-8	375	0-0	000	2-2	1000	3-4	7	4	0	3	1	0	8
F8	VIRGINIA TECH	1-1	13	0-5	000	0-1	000	2-2	1000	0-1	1	4	1	0	0	0	2
F12	DUKE	1-1	38	8-15	533	1-2	500	0-0	000	5-6	11	3	1	2	4	0	17
F16	at NC State	1-1	21	4-10	400	0-1	000	3-3	1000	2-3	5	2	1	1	0	0	11
F19	at Virginia	1-1	37	6-11	545	1-1	1000	7-8	875	0-8	8	5	2	2	2	2	20
F22	CLEMSON	1-1	30	6-13	462	0-2	000	4-5	800	5-2	7	5	2	3	2	0	16
F27	NORTH CAROLINA	1-1	23	0-5	000	0-0	000	1-2	500	2-1	3	4	0	2	3	1	1
M5	at Virginia Tech	1-1	10	1-2	500	1-1	1000	0-0	000	0-0	0	1	0	3	0	0	3
M10	vs Clemson (ACC)	1-0	10	0-0	000	0-0	000	3-4	750	1-2	3	5	1	2	0	1	3
M16	ORAL ROBERTS (NIT)	1-1	21	7-14	500	1-2	500	3-4	750	7-4	11	3	0	2	4	0	18
M23	DAVIDSON (NIT)	1-1	23	5-16	313	0-0	000	2-2	1000	4-2	6	2	0	1	0	1	12
M26	TCU (NIT)	1-1	27	3-6	500	0-1	000	9-12	750	2-8	10	2	2	1	1	0	15
M29	vs South Carolina (NIT)	1-1	35	7-14	500	0-0	000	1-2	500	1-9	10	3	0	0	4	0	15

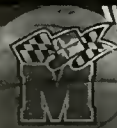
## GARRISON'S 2003-04 GAME-BY-GAME STATISTICS (SOPHOMORE)

Date	Opponent	G-GS	Min	FG-A	Pct	3FG-A	Pct	FT-A	Pct	O-D	Reb	PF	Asst	TO	Blk	Stl	Pts
N22	AMERICAN	1-1	20	3-6	500	0-0	000	3-4	750	4-4	8	2	0	0	1	1	9
N25	GEORGE MASON	2-2	22	2-8	250	0-1	000	1-2	500	4-3	7	3	1	0	3	0	5
N29	HOFSTRA	3-3	17	2-6	333	0-0	000	8-12	667	4-0	4	1	0	0	3	0	12
D2	WISCONSIN	4-4	19	3-6	500	0-0	000	0-1	000	2-2	4	5	0	1	2	0	6
D6	vs Gonzaga	5-5	25	1-6	167	0-0	000	2-4	500	6-2	8	2	0	3	1	0	4
D7	vs West Virginia	6-6	28	5-7	714	1-1	1000	0-0	000	3-2	5	5	0	1	2	0	11
D10	at Florida	7-7	30	1-6	167	0-0	000	0-0	000	2-5	7	4	1	3	4	0	2
D14	PEPPERDINE	8-8	5	1-1	1000	0-0	000	0-0	000	1-2	3	3	0	0	0	0	2
D23	UNC GREENSBORO	9-9	25	5-8	625	0-0	000	0-0	000	2-3	5	2	1	2	1	1	10
D28	at Florida State	10-10	14	4-5	800	1-1	1000	0-0	000	0-1	1	4	1	2	0	1	9
J3	MT ST MARY'S	11-11	19	2-8	250	1-2	500	0-0	000	1-2	3	1	2	0	1	2	5
J6	UMES	12-11	15	1-6	167	0-2	000	2-3	667	2-1	3	2	0	1	0	0	4
J14	NO CAROLINA	13-11	24	2-5	400	0-0	000	5-5	1000	3-3	6	3	1	1	1	0	9
J17	at Georgia Tech	14-11	24	1-5	200	0-0	000	2-2	1000	3-3	6	1	1	2	1	0	4
J21	DUKE	15-11	10	2-3	667	0-0	000	0-0	000	0-1	1	1	0	2	1	0	4
J25	at Clemson	16-11	28	3-8	375	1-1	1000	4-4	1000	3-2	5	4	0	0	1	2	11
J29	at Wake Forest	17-11	27	2-6	333	1-2	500	8-10	800	1-4	5	2	1	0	0	0	13
F1	NC STATE	18-11	29	3-6	500	1-2	500	0-0	000	2-3	5	4	1	0	0	0	7
F4	at Virginia	19-12	12	2-6	333	0-1	000	1-2	500	6-4	10	3	0	3	0	1	5
F8	FLORIDA STATE	20-13	27	1-6	167	0-3	000	0-1	000	3-7	10	0	4	3	0	0	2
F15	at North Carolina	21-14	21	4-7	571	0-1	000	2-2	1000	2-1	3	5	0	2	0	1	10
F19	GEORGIA TECH	22-15	27	5-10	500	2-3	667	4-4	1000	5-2	7	3	1	3	2	0	16
F22	at Duke	23-16	29	4-8	500	2-3	667	1-2	500	3-1	4	3	0	3	1	2	11
F24	CLEMSON	24-17	18	2-5	400	0-0	000	0-0	000	2-2	4	4	0	1	0	0	4
F28	WAKE FOREST	25-18	19	5-9	556	0-1	000	0-0	000	1-1	2	4	0	1	3	0	10
M3	at NC State	26-19	31	1-6	167	0-2	000	0-0	000	1-2	3	4	0	1	0	1	2
M7	VIRGINIA	27-20	10	1-4	250	0-1	000	0-0	000	3-0	3	2	0	1	1	0	2
M12	vs Wake-ACC	28-21	29	5-9	556	1-3	333	5-8	625	3-7	10	1	3	3	1	1	16
M13	vs NC State-ACC	29-22	21	2-8	250	0-4	000	0-0	000	1-1	2	1	0	1	1	0	4
M14	vs Duke-ACC	30-23	28	5-7	714	3-4	750	6-8	750	1-6	7	4	0	1	2	2	19
M18	vs UTEP-NCAA	31-24	22	2-8	250	1-3	333	2-3	667	1-4	5	4	3	1	1	1	7
M20	vs Syracuse-NCAA	31-25	21	5-11	455	0-1	000	6-8	750	3-6	9	4	0	1	2	0	16

## GARRISON'S 2002-03 GAME-BY-GAME STATISTICS (FRESHMAN)

Date	Opponent	G-GS	Min.	FG-A	Pct.	3FG-A	Pct.	FT-A	Pct.	O-D	Tot	PF	A	TO	B	S	Pts	
N24	Miami (O)	1-0	22	3-5	600	0-0	000	2-3	667	2-4	6	2	1	1	1	0	8	
N27	The Citadel	1-0	16	1-3	333	0-0	000	0-0	000	0-3	3	3	1	0	1	1	2	
N30	Duquesne	1-0	16	4-11	364	1-2	500	2-2	1000	3-4	7	3	0	0	0	3	11	
D3	vs Indiana	1-0	26	4-8	500	0-0	000	0-0	000	2-2	4	5	1	0	2	0	8	
D7	vs Notre Dame	1-0	20	1-7	143	0-1	000	2-2	1000	1-2	3	2	1	1	0	0	4	
D8	vs GW	1-0	21	4-6	667	0-0	000	2-2	1000	1-5	6	2	2	2	1	2	10	
D14	Florida	1-0	11	0-4	000	0-0	000	1-2	500	2-0	2	1	0	2	0	0	1	
D23	UMBC	1-1	22	2-3	667	0-0	000	4-7	571	5-3	8	4	1	1	2	2	8	
D29	Georgia Tech	1-1	8	1-2	500	0-0	000	0-0	000	1-1	2	3	0	1	1	0	2	
J4	Wagner	1-1	14	2-4	500	1-1	1000	2-2	1000	2-7	9	4	0	0	4	0	7	
J8	Hampton	1-1	14	1-3	333	0-1	000	2-4	500	2-5	7	4	1	1	1	0	4	
J11	Florida State	1-1	15	2-2	1000	1-1	1000	2-2	1000	0-0	0	5	3	2	1	1	7	
J15	at Wake Forest	1-1	8	0-1	000	0-1	000	0-0	000	0-1	1	1	0	0	2	0	0	
J18	Duke	dn-p-gd																
J22	at North Carolina	1-0	2	1-2	500	0-0	000	0-0	000	2-1	3	2	0	1	0	0	0	
J25	at Clemson	1-0	16	3-5	600	0-0	000	1-1	1000	1-1	2	2	1	1	0	1	7	
J30	NC State	1-0	1	0-0	000	0-0	000	0-0	000	0-0	0	0	0	0	0	0	0	
F2	Loyola (Md.)	1-0	19	4-7	571	0-1	000	0-1	000	1-2	3	4	0	0	2	0	8	
F6	Virginia	1-0	12	2-4	500	0-0	000	0-0	000	0-3	3	3	0	1	0	0	4	
F9	at Georgia Tech	1-0	11	0-2	000	0-1	000	2-2	1000	1-2	3	3	1	1	0	0	2	
F12	at Florida State	1-0	5	1-1	1000	0-0	000	0-0	000	0-1	1	1	0	2	1	1	2	
F17	Wake Forest	1-0	10	1-1	1000	0-0	000	0-0	000	0-1	1	4	0	1	2	0	2	
F19	at Duke	1-0	6	0-0	000	0-0	000	0-0	000	0-1	1	1	0	0	1	0	0	
F22	North Carolina	1-0	8	1-1	1000	0-0	000	0-0	000	0-4	4	1	1	0	0	0	2	
F25	Clemson	1-0	13	2-2	1000	0-0	000	0-2	000	0-2	2	2	1	0	1	1	4	
M2	at NC State	1-0	6	1-1	1000	0-0	000	0-0	000	0-0	0	0	0	0	0	0	2	
M9	at Virginia	1-0	7	1-1	1000	0-0	000	3-4	750	3-4	3	2	0	0	0	0	5	
M14	vs N Carolina-ACC	1-0	11	1-4	250	0-0	000	0-0	000	1-1	2	1	0	0	0	0	2	
M21	vs UNCW-NCAA	1-0	8	0-3	000	0-0	000	0-0	000	0-2	2	0	0	0	0	0	0	
M23	vs Xavier-NCAA	1-0	12	2-3	667	0-0	000	1-2	500	2-3	5	4	0	0	2	0	5	
M28	vs Mich. St.-NCAA	1-0	2	0-0	000	0-0	000	0-0	000	0-0	0	2	0	0	0	0	0	





eight rebounds in 20 minutes in the Terps' season-opener vs. American (Nov. 22).


**As a Freshman in 2002-03:** Played in 30 games and started six, averaging 4.0 points and 3.1 rebounds in first college season ... scored five points and grabbed seven rebounds in the Terps' three NCAA Tournament games, including a five-point, five-rebound effort in Maryland's second-round victory over Xavier (March 23) ... led the Terps in rebounding in four games ... added five points and three rebounds in seven minutes vs. Virginia (March 9) ... played 19 minutes and scored eight points on 4-of-7 shooting against Loyola (Feb. 2) ... sparked the Terps to a 15-0 run in a low-scoring first half with five straight points at Clemson (Jan. 25) ... registered seven points and three assists against Florida State (Jan. 11) in his second ACC game ... netted eight points and grabbed eight rebounds against UMBC (Dec. 23) in his first college start ... joined Nik Caner-Medley that game in becoming the first pair of true freshmen to start for Maryland since March 16, 2000, when Tahj Holden and Steve Blake started against Iona in the NCAA Tournament ... played 26 minutes against No. 10 Indiana (Dec. 3) in the ACC/Big Ten Challenge, contributing eight points, four rebounds and a pair of blocks ... season high 11 points with seven rebounds and three steals against Duquesne ... registered a team-high six rebounds in his first collegiate contest against Miami (Ohio) (Nov. 24) ... also led all newcomers with 22 minutes in that game, and finished with eight points ... scored the first basket of the season by a Maryland newcomer with 13:51 remaining in the first half against Miami.

**High School:** Graduated from DeMatha High School in 2002 ... led powerhouse DeMatha to a 31-3 record as a senior while averaging 17.7 points, 13 rebounds and four blocks as the Stags won their second-straight D.C. city title ... shot 74 percent from the free throw line ... capped his senior season by leading the Stags to a state Catholic title in the Alhambra Invitational ... *USA Today* third team All-American and a consensus top 25 recruit ... named MVP of five tournaments including the Adolph Rupp Classic in Kentucky and the Basketball Hall of Fame Classic in Massachusetts, and selected for the McDonald's All-American game at Madison Square Garden ... the first local star named to the



McDonald's All-America game since former DeMatha stars Keith Bogans and Joe Forte in 1999 ... a first team All-Met selection by the *Washington Post* and a second team All-Met pick as a junior ... averaged 15 points, nine rebounds and three blocks as a junior under Hall of Fame coach Morgan Wootten ... was the MVP of the city title game as a junior ... participant in the Capital Classic alongside current Maryland teammates Nik Caner-Medley and Chris McCray ... longtime friend and AAU teammate of McCray.

**Personal:** Travis S. Garrison ... born April 20, 1984 ... son of Sheila and Lawrence Garrison ... has two older brothers, Lawrence (30) and Shavery (27) ... enjoys visiting museums and touring new cities ... has enjoyed growing up in the shadows of Washington, D.C., because of its different types of people, its history and its monuments ... favorite person is his mother, for having raised three sons ... favorite athlete is Michael Jordan because of the way he has opened doors as both a ballplayer and a successful businessman ... majoring in criminology and criminal justice.



### GARRISON'S CAREER STATISTICS

Year	G-GS	Min-Avg	FG-A	Pct	3FG-A	Pct	FT-A	Pct	Off-Def	Reb-Avg	PF-FO	Ast	TO	Blk	Stl	Pts-Avg
2002-03	30-6	362-12.1	45-96	.469	3-9	.333	26-38	.684	32-61	93-3.1	71-2	15	18	25	12	119-4.0
2003-04	32-25	696-21.8	87-210	.414	15-42	.357	62-85	.729	78-87	165-5.2	91-3	21	43	36	16	251-7.8
2004-05	32-30	777-24.3	112-252	.444	12-32	.375	86-105	.819	76-131	207-6.5	92-7	27	48	43	12	322-10.1
<b>TOTALS</b>	<b>94-61</b>	<b>1835-19.5</b>	<b>244-558</b>	<b>.437</b>	<b>30-83</b>	<b>.361</b>	<b>174-228</b>	<b>.763</b>	<b>186-279</b>	<b>465-4.9</b>	<b>254-12</b>	<b>63</b>	<b>109</b>	<b>104</b>	<b>40</b>	<b>692-7.4</b>

### GARRISON'S ACC STATISTICS

Year	GP-GS	Min.-Avg.	FG-A	Pct.	3P-A	Pct.	FT-A	Pct.	OR-DR	Reb-Avg.	PF-D	Ast	To	Blk	St	Pts.-Avg.
2002-03	15-3	128-8.5	16-25	.640	1-3	.333	8-11	.727	8-18	26-1.7	30-1	7	10	9	4	41-2.7
2003-04	16-10	350-21.9	42-99	.424	8-21	.381	27-32	.844	38-37	75-4.7	47-1	10	25	11	8	119-7.4
2004-05	16-15	392-24.5	50-115	.435	5-19	.263	37-46	.804	28-63	91-5.7	56-5	12	25	21	7	142-8.9
<b>TOTAL</b>	<b>47-28</b>	<b>870-18.5</b>	<b>108-239</b>	<b>.452</b>	<b>14-43</b>	<b>.326</b>	<b>72-89</b>	<b>.809</b>	<b>74-118</b>	<b>192-4.1</b>	<b>133-7</b>	<b>29</b>	<b>60</b>	<b>41</b>	<b>19</b>	<b>302-6.4</b>

### GARRISON'S NCAA TOURNAMENT STATISTICS

Year	GP-GS	Min.-Avg.	FG-A	Pct.	3P-A	Pct.	FT-A	Pct.	OR-DR	Reb-Avg.	PF-D	Ast	To	Blk	St	Pts.-Avg.
2002-03	3-0	22-7.3	2-6	.333	0-0	.000	1-2	.500	2-5	7-2.3	6-0	0	0	2	0	5-1.7
2003-04	2-2	43-21.5	7-19	.368	1-4	.250	8-11	.727	4-10	14-7.0	8-0	3	2	3	1	23-11.5
<b>TOTAL</b>	<b>5-2</b>	<b>65-13.0</b>	<b>9-25</b>	<b>.360</b>	<b>1-4</b>	<b>.250</b>	<b>9-13</b>	<b>.692</b>	<b>6-15</b>	<b>21-4.2</b>	<b>14-0</b>	<b>3</b>	<b>2</b>	<b>5</b>	<b>1</b>	<b>28-5.6</b>



20  
06

MARYLAND

27  
SPORTS1  
TEAMFEAR  
THE  
TURTLE!

12

**STERLING LEDBETTER**  
**GUARD****LAUREL, MD. (LAUREL/  
ALLEGANY C.C.)****6-4 • 198 • SENIOR, 1V**

**On Ledbetter:** A strong, physical player at either the point or shooting guard positions ... an adept ball-handler and tenacious defender ... a "pass-first" point guard ... came to Maryland from the same JUCO program that produced All-American and three-time NBA All-Star Steve Francis, 2002 National Champion Ryan Randle and 2004 ACC Champion Jamar Smith ... performed well down the stretch for the Terps despite having to overcome two injuries in his first season at Maryland ... first had to recover from an automobile accident that sidelined him during May, June and part of July ... then had to overcome a torn calf muscle that kept him out of early-season practice.


**WILLIAMS ON LEDBETTER**

"Sterling had an opportunity at the end of the year to start the NIT games and average 30 minutes per game. That gave him a good chance to see what he had to work on for this year. He is in a great position to be the starting point guard, but he has to earn it. Part of being a point guard is to be a leader, and you have to be respected by your teammates in terms of helping the team win. We're looking forward to Sterling doing a good job this year."

**As a Junior in 2004-05:** Played in 24 games after recovering from a calf injury suffered during the preseason ... started the last four games for the Terps, leading the team to a 3-1 record in the Postseason NIT ... averaged 6.0 points, 5.3 rebounds and 5.0 assists in 33.0 minutes per game across that stretch ... was a perfect 9-for-9 from the line during the Terps' NIT run ... dished out eight assists and scored 10 points in 34 minutes in Maryland's NIT win vs. Davidson (Mar. 23) ... made his first career as a Terp in the NIT win vs. Oral Roberts (Mar. 16) ... netted 10 points, which included an 8-for-8 effort from the line, and grabbed nine boards while dishing five assists ... scored eight points and recorded a pair of steals vs. Clemson in ACC Tourney (March 10) ... grabbed seven rebounds in the Terps' double-overtime win at Virginia (Feb. 19) ... scored in double figures for the first time as a Terp at Clemson (Feb. 1), as he netted 10 points on 4-of-6 field goals and was 2-for-2 from the charity stripe ... registered five points with three rebounds in 12 minutes during the win over No. 21 Georgia Tech (Jan. 30) ... contributed six points with two rebounds and two steals in 13 minutes vs. Mount St. Mary's (Jan. 4) ... first action as a Terrapin came with two minutes at home vs. American (Dec. 23) ... he scored his first Terp career points in the contest, going 1-for-2 at free throw line.

**At Allegany CC:** Team captain and starting point guard at Allegany who led the Trojans to a 31-5 record and the NJCAA Final 16 in 2003-04 ... averaged 13.9 points per game in his second season, to go along with 7.1 assists and 6.1 rebounds ... earned first team all-conference (Maryland JUCO) honors in 2004 ... started all 30 games in 2002-03 in his first season ... averaged 8.8 points and 8.3 assists as a first-year player ... starred under legendary head coach Bob Kirk, who retired from Allegany in the summer of 2004.

LEDBETTER







**At Laurel High School:** Two-year starter at point guard and a first team all-conference selection as a senior at Laurel ... averaged 15.3 points, 8.0 assists and 6.0 rebounds per game as a senior ... led his squad to a 12-11 record in the challenging Prince George's County 4A conference ... as a junior, averaged 12.5 points per game and 10.0 assists ... nominated for the McDonald's All-American team ... high school coach was Keith Courtney.

**Personal:** Sterling Reid Ledbetter, Jr. ... born May 9, 1983 ... son of Deirdre and Sterling Ledbetter, Sr. ... is an only child ... lists Steve Francis as his favorite athlete ... nickname is "Sterbo" ... majoring in criminology and criminal justice.



### LEDBETTER'S 2004-05 GAME-BY-GAME STATISTICS

Date	Opponent	G-GS	Min	FG-A	Pct	3FG-A	Pct	FT-A	Pct	O-D	Reb	PF	Asst	TO	Blk	Stl	Pts
N19	JACKSON STATE	dnp-inj															
N23	MERCER	dnp-inj															
N26	vs Memphis	dnp-inj															
N30	at Wisconsin	dnp-inj															
O4	vs George Mason	dnp-cd															
O5	vs George Wash.	dnp-cd															
O12	UNC ASHEVILLE	dnp-cd															
O19	FLORIDA STATE	dnp-cd															
O23	AMERICAN		1-0	2	0-0	.000	0-0	.000	1-2	.500	0-0	0	0	0	0	0	1
O28	LIBERTY		1-0	9	0-0	.000	0-0	.000	1-2	.500	0-1	1	0	1	1	0	1
J4	MOUNT ST. MARY'S		1-0	13	2-3	.667	0-0	.000	2-2	1.000	0-2	2	1	1	1	0	6
J8	at North Carolina		1-0	15	1-2	.500	0-0	.000	0-0	.000	0-1	1	0	3	1	0	2
J11	at Wake Forest		1-0	19	1-2	.500	0-1	.000	0-0	.000	1-1	2	3	3	3	0	2
J15	TEMPLE		1-0	6	0-0	.000	0-0	.000	0-0	.000	0-0	0	0	1	1	0	0
J19	VIRGINIA		1-0	4	0-0	.000	0-0	.000	0-0	.000	0-0	0	0	0	0	0	0
J23	NC STATE		1-0	8	0-0	.000	0-0	.000	1-2	.500	0-0	0	1	0	0	0	1
J26	at Duke	dnp-cd															
F30	GEORGIA TECH		1-0	12	2-4	.500	0-0	.000	1-2	.500	1-2	3	1	0	3	0	5
F1	at Clemson		1-0	26	4-6	.667	0-1	.000	2-2	1.000	0-2	2	3	1	2	0	10
F5	at Miami		1-0	18	0-2	.000	0-0	.000	0-0	.000	2-2	4	1	0	1	0	0
F8	VIRGINIA TECH		1-0	11	0-0	.000	0-0	.000	1-2	.500	0-1	1	1	0	1	0	1
F12	DUKE		1-0	6	1-2	.500	0-0	.000	0-0	.000	0-0	0	0	1	0	0	2
F16	at NC State		1-0	18	1-2	.500	0-0	.000	1-2	.500	0-2	2	3	3	0	0	3
F19	at Virginia		1-0	29	1-6	.167	1-4	.250	0-2	.000	1-6	7	1	1	2	0	3
F22	CLEMSON		1-0	20	1-4	.250	1-1	1.000	4-4	1.000	3-1	4	2	3	3	0	7
F27	NORTH CAROLINA		1-0	13	1-1	1.000	0-0	.000	0-0	.000	0-0	0	0	2	2	0	1
M5	at Virginia Tech		1-0	9	0-0	.000	0-0	.000	0-0	.000	0-0	0	1	4	2	0	0
M10	vs Clemson (ACC)		1-0	23	3-7	.429	0-0	.000	2-2	1.000	1-0	1	5	1	4	0	8
M16	ORAL ROBERTS (NIT)		1-1	30	1-3	.333	0-1	.000	8-8	1.000	4-5	9	0	5	2	0	10
M23	DAVIDSON (NIT)		1-1	34	4-6	.667	1-1	1.000	0-3	.000	0-3	3	3	8	6	1	10
M26	TCU (NIT)		1-1	34	1-4	.250	0-2	.000	0-0	.000	2-4	6	1	6	3	0	2
M29	vs South Carolina (NIT)		1-1	34	1-5	.200	0-2	.000	0-0	.000	1-2	3	4	1	6	0	1



### LEDBETTER'S CAREER HIGHS

Category	#	Opponent/Date
Points	10	vs. Davidson-NIT, 3/23/05
	10	vs. Oral Roberts-NIT, 3/16/05
	10	at Clemson, 2/1/05
FG	4	vs. Davidson-NIT, 3/23/05
	4	at Clemson, 2/1/05
FGA	7	vs. Clemson-ACC, 3/10/05
3FG	1	vs. Davidson-NIT, 3/23/05
	1	vs. Clemson, 2/22/05
	1	at Virginia, 2/19/05
3FGA	4	at Virginia, 2/19/05
FT	8	vs. Oral Roberts-NIT, 3/16/05
FTA	8	vs. Oral Roberts-NIT, 3/16/05
Rebounds	9	vs. Oral Roberts-NIT, 3/16/05
Assists	8	vs. Davidson-NIT, 3/23/05
Blocks	1	vs. Davidson-NIT, 3/23/05
Steals	2	vs. TCU-NIT, 3/26/05
	2	vs. Clemson-ACC, 3/10/05
	2	vs. Mount St. Mary's, 1/4/05
Minutes	34	vs. So. Carolina-NIT, 3/29/05
	34	vs. TCU-NIT, 3/26/05
	34	vs. Davidson-NIT, 3/23/05

### LEDBETTER'S CAREER STATISTICS

Year	G-GS	Min-Avg	FG-A	Pct	3FG-A	Pct	FT-A	Pct	Off-Def	Reb-Avg	PF-FO	Asst	TO	Blk	Stl	Pts-Avg
2004-05	23-4	393-17.1	25-59	.424	3-13	.231	25-33	.758	16-35	51-2.2	31-1	45	44	1	11	78-3.4

### LEDBETTER'S ACC STATISTICS

Year	GP-GS	Min.-Avg.	FG-A	Pct.	3P-A	Pct.	FT-A	Pct.	OR-DR	Reb-Avg.	PF-D	Asst	To	Blk	St	Pts.-Avg.
2004-05	23-4	393-17.1	25-59	.424	3-13	.231	25-33	.758	16-35	51-2.2	31-1	45	44	1	11	78-3.4




20  
06

MARYLAND

27  
SPORTS1  
TEAMFEAR  
THE  
TURTLE!

13

**CHRIS McCRAY****GUARD****CAPITOL HEIGHTS, MD.****(FAIRMONT HEIGHTS)****6-5 • 192 • SENIOR, 3V**


**On McCray:** Quick, athletic shooting guard who started and played major minutes at the No. 2 position for the past two seasons ... one of the Terps' most versatile defenders capable of guarding opposing guards or forwards ... named to Dick Vitale's All-Blender team in 2005, citing his ability to blend in well and help the squad ... selected the ACC's most underrated player by the *Sporting News* in 2005 ... excellent ball-handler with experience at the point guard position ... proficient free throw shooter who paced the Terps with a .903 success rate at the line last season, finishing second in the ACC and tied for sixth in the nation ... local scoring star who is one of the most natural shooters on the squad ... sharpshooter and slasher who continues to improve and add strength to his frame.

**WILLIAMS ON McCRAY**

"Chris has a tremendous amount of experience, he has good size and can handle the ball well for a shooting guard. Now he needs to take it to the next level as a shooter. When he has open shots he has to knock them down. He's done that at times, but he's never taken over a game like those at the Juan Dixon level can do. Chris understands what he needs to do, and it is his turn now. He has been putting up a lot of shots. He worked hard over the summer and will continue to work leading up to the season."

**As a Junior in 2004-05:** Started 30 games for the Terps and was one of four players to average double-figure scoring ... his 14.1 ppg were second on the team, as were his 14.4 ppg in ACC contests ... one of the most consistent Terps down the stretch, he averaged 17.4 ppg, 5.0 rpg, 4.0 apg over final eight games ... scored in double figures in 26 contests, including an 11-game stretch between Jan. 30 and March 10 (18.0 ppg) ... recorded five games of 20 points or more, including four 20-pt games over his 11-game outburst ... finished second in the ACC and tied for sixth in the nation with a .903 mark from free throw line (102-for-113) ... best mark of the season came with a 10-for-10 effort in the Terps' home victory over Duke (Feb. 12) ... contributed 17 points, five boards and five assists in tying a career-high with 42 minutes played in the Terps' overtime win over the Blue Devils ... in two games defending Duke's J.J. Redick, McCray forced the Devil guard and ACC Player of the Year into shooting 12-for-40 from the field (30 percent), 6-for-20 from 3-point range (30 percent) and committing 11 turnovers (5.5 per game) ... finished among ACC leaders in steals (fifth, 1.90 per game) and assists (10th, 3.1 per game) ... also ranked ninth in the league in assist-to-turnover ratio (1.37) ... posted 19 multi-steal games and seven contests with three or more thefts ... notched at least one steal in all but three games this season ... paced the Terps with 15 points and six assists in the NIT semifinal vs. South Carolina (Mar. 29) ... scored 18 points, including a 6-for-6 mark from the free throw line, with four boards, five assists and three steals in the NIT quarterfinal win over TCU (Mar. 26) ... poured in a team-high 24 points (4-for-7 3FG) with eight rebounds, four assists and four steals in the Terps' ACC Tournament game against Clemson (Mar. 10) ... registered a career-high 25 points at home vs. No. 2 North Carolina (Feb. 27) ... made a career-best 5-for-6 3-pointers against the Tar Heels and added six boards and five assists ... netted 21 points (9-for-16 FG) along with four assists and two steals in 34 minutes vs. Clemson (Feb. 22) ... scored 16 points with six assists in Maryland's home win over Virginia Tech (Feb. 8) ... registered 23 points, including a 4-for-8 performance from 3-point range and a 7-for-8 effort at the line, at Miami (Feb. 5) ... notched 16 points with three assists in Maryland's win vs. No. 21 Georgia Tech (Jan. 30) ...

McCRAY





contributed 20 points and four steals vs. George Mason in the BB&T Semifinals (Dec. 4) ... tied for a team-high 16-point performance vs. Memphis (Nov. 26) with four assists at the Hall of Fame Tip-Off Classic ... netted 15 points with a career-high nine rebounds and four steals vs. Mercer (Nov. 23) ... Terrapin team captain ... netted 13.0 points per game on the Terps' summer Italian Tour to go along with 4.0 rebounds and 2.6 steals per contest ... scored at an 80 percent clip from the free throw line in Italy, and put in a tour-best effort against Varese with 24 points, six rebounds four steals and a 9-of-10 mark from the charity stripe.

**As a Sophomore in 2003-04:** Contributed in all 32 contests, earning starts in 30 games ... led the Terps by shooting .822 (97-of-118) from the free throw line last season, finishing fifth in the Atlantic Coast Conference and earning the Outstanding Free Throw Shooter award at the Maryland basketball honors banquet in April ... averaged 11.0 points per game, making him one of four Terps to finish in double figures for the season ... improved his scoring average by 7.9 points per game from his freshman to sophomore seasons ... averaged 13.8 points in last nine games as the Terps finished the season with a 7-2 record ... stepped up his play in the Terps' two NCAA Tournament games, scoring at a 14.5 ppg clip while shooting .571 from the floor and .909 from the free throw line ... posted 20 double-figure scoring games ... ranked 10th in the ACC and second on the team with a 1.7 steals per game average, and averaged 2.0 steals per game during the NCAA Tournament ... recorded 13 multi-steal games and seven contests with three or more thefts ... had at least one steal in all but four games this season ... also second on the Terps' squad with 90 assists (2.8 per game) ... scored 10 points (including 4-of-4 free throws) vs. Syracuse in NCAA Second Round (March 20) ... paced Terps with 19 points in NCAA win over UTEP (March 18), shooting 5-of-8 from the field, including 3-of-4 from long range and 6-of-7 at the free throw line ... contributed 13 points, seven rebounds and four assists against Wake Forest in the ACC Quarterfinals (March 12) ... netted 13 points with three steals in Maryland's comeback win over NC State in the ACC semifinal (March 13) ... scored 15 of his 20 points in a "must-win" at home vs. Virginia (March 7) to pace the Terps ... netted 18 points vs. Wake Forest at home (Feb. 28), hitting 6-of-11 field goals to go along with four rebounds and four assists ... came off the bench to score 14 points on 6-of-8 shooting, adding five boards in 27 minutes during the home win vs. Clemson

## McCRAY'S CAREER HIGHS

Category	#	Opponent/Date
Points	25	vs. North Carolina, 2/27/05
FG	9	vs. Clemson, 2/22/05
FGA	17	at North Carolina, 1/8/05
3FG	5	vs. North Carolina, 2/27/05
3FGA	8	at Miami, 2/5/05
FT	10	vs. Duke, 2/12/05
FTA	10	vs. Duke, 2/12/05
Rebounds	9	vs. Mercer, 11/23/04
Assists	7	vs. Pepperdine, 12/14/03
	7	vs. West Virginia, 12/7/03
Blocks	2	(5x) last vs. Mercer, 11/23/04
Steals	7	vs. Wagner, 1/4/03
Minutes	42	at Virginia, 2/19/05
	42	vs. Duke, 2/12/05
	42	vs. West Virginia, 12/7/03

## McCRAY'S 2004-05 GAME-BY-GAME STATISTICS (JUNIOR)

Date	Opponent	G-GS	Min	FG-A	Pct	3FG-A	Pct	FT-A	Pct	O-D	Reb	PF	Ass	TO	Bk	Stl	Pts
N19	JACKSON STATE	1-1	24	4-8	500	1-3	333	2-2	1000	1-5	6	1	1	4	0	1	11
N23	MERCER	1-1	26	5-11	455	1-6	167	4-4	1000	2-7	9	2	1	2	2	4	15
N26	vs. Memphis	1-1	26	6-8	750	0-2	000	4-4	1000	0-2	2	3	4	0	0	2	16
N30	at Wisconsin	1-1	27	6-8	750	2-3	667	0-0	000	0-2	2	5	2	4	0	2	14
D4	vs. George Mason	1-1	27	6-9	667	2-3	667	6-6	1000	1-2	3	1	3	2	0	4	20
D5	vs. George Washington	1-1	29	4-7	571	1-3	333	0-0	000	0-6	6	4	3	2	0	0	9
D12	UNC ASHEVILLE	1-1	25	6-10	600	1-4	250	2-2	1000	0-3	3	0	4	3	0	2	15
D19	FLORIDA STATE	1-1	32	4-12	333	1-5	200	5-6	833	0-0	0	3	2	2	0	2	14
D23	AMERICAN	1-1	26	5-11	455	2-4	500	0-1	000	0-2	2	3	2	0	1	0	12
D28	LIBERTY	1-1	25	6-9	667	1-2	500	0-0	000	1-4	5	1	2	1	0	1	13
J4	MOUNT ST. MARY'S	1-1	23	4-7	571	0-3	000	0-0	000	0-4	4	2	1	2	0	4	8
J8	at North Carolina	1-1	28	3-17	176	0-6	000	7-8	875	2-2	4	2	3	2	0	3	13
J11	at Wake Forest	1-1	28	1-7	143	0-2	000	0-0	000	1-3	4	4	4	2	1	2	2
J15	TEMPLE	dnp-inj															
J19	VIRGINIA	1-1	28	4-7	571	0-1	000	4-4	1000	4-3	7	1	3	0	1	2	12
J23	NC STATE	1-1	32	2-7	286	2-5	400	5-6	833	1-5	6	4	3	3	0	1	11
J26	at Duke	1-1	36	3-11	273	0-1	000	1-1	1000	4-2	6	2	1	2	1	2	7
J30	GEORGIA TECH	1-1	25	4-9	444	0-3	000	8-8	1000	1-1	2	4	3	1	0	1	16
F1	at Clemson	1-1	27	4-9	444	1-2	500	2-2	1000	0-2	2	4	1	0	0	1	11
F5	at Miami	1-1	39	6-13	462	4-8	500	7-8	875	2-2	4	2	5	3	0	1	23
F8	VIRGINIA TECH	1-1	35	6-15	400	2-6	333	2-2	1000	1-2	3	1	6	2	0	2	16
F12	DUKE	1-1	42	3-8	375	1-3	333	10-10	1000	0-5	5	3	5	1	1	1	17
F16	at NC State	1-1	29	4-8	500	1-4	250	2-2	1000	0-1	1	2	2	3	0	2	11
F19	at Virginia	1-1	42	5-14	357	1-2	500	2-2	1000	3-4	7	2	6	3	0	2	13
F22	CLEMSON	1-1	34	9-16	563	1-3	333	2-2	1000	3-0	3	4	4	3	1	2	21
F27	NORTH CAROLINA	1-1	35	7-12	583	5-6	833	6-6	1000	3-3	6	1	5	2	0	1	25
M5	at Virginia Tech	1-1	37	7-13	538	2-5	400	2-2	1000	3-4	7	4	3	3	0	3	18
M10	vs. Clemson-ACC	1-1	36	8-16	500	4-7	571	4-6	667	3-5	8	2	4	4	0	4	24
M16	ORAL ROBERTS (NIT)	1-0	32	2-10	200	0-7	000	3-4	750	1-3	4	3	4	5	0	2	7
M23	DAVIDSON (NIT)	1-1	31	5-13	385	0-3	000	1-3	333	3-3	6	2	1	1	0	1	11
M26	TCU (NIT)	1-1	35	5-10	500	2-5	400	6-6	1000	1-3	4	0	5	6	0	3	18
M29	vs. South Carolina (NIT)	1-1	35	5-11	454	0-3	000	5-6	833	2-0	2	5	6	2	1	0	15

## McCRAY'S 2003-04 GAME-BY-GAME STATISTICS (SOPHOMORE)

Date	Opponent	G-GS	Min	FG-A	Pct	3FG-A	Pct	FT-A	Pct	O-D	Reb	PF	Ass	TO	Bk	Stl	Pts
N22	AMERICAN	1-1	17	4-8	500	2-4	500	0-0	000	1-1	2	1	2	0	2	1	10
N25	GEORGE MASON	2-2	31	3-10	300	0-2	000	0-0	000	1-3	4	1	3	4	0	1	6
N29	HOFSTRA	3-3	29	3-7	429	1-4	250	5-7	714	3-2	5	1	1	1	1	3	12
D2	WISCONSIN	4-4	41	6-8	750	1-2	500	3-4	750	0-1	1	3	2	3	0	3	16
D6	vs. Gonzaga	5-5	33	3-10	300	1-6	167	5-5	1000	3-5	8	4	5	2	0	5	12
D7	vs. West Virginia	6-6	42	4-10	400	3-6	500	5-6	833	0-3	3	4	7	4	1	4	16
D10	at Florida	7-7	39	2-9	222	2-6	333	0-0	000	0-3	3	3	2	3	1	1	6
D14	PEPPERDINE	8-8	25	4-7	571	2-4	500	1-1	1000	2-1	3	3	7	0	2	1	11
D23	UNC GREENSBORO	9-9	26	4-7	571	1-4	250	2-3	667	1-5	6	0	2	1	1	1	11
D28	at Florida State	10-10	29	4-5	800	2-3	667	5-6	833	0-0	0	5	1	5	1	1	15
J3	MT. ST. MARY'S	11-11	26	6-11	545	2-3	667	1-1	1000	1-4	5	2	3	2	0	1	15
J6	UMES	12-12	27	1-4	250	0-0	000	0-0	000	2-4	6	3	2	2	0	1	2
J14	NO CAROLINA	13-13	23	1-4	250	0-1	000	4-5	800	1-3	4	1	4	2	0	0	6
J17	at Georgia Tech	14-14	30	3-6	375	1-4	250	2-2	1000	0-3	3	4	1	1	0	2	9
J21	DUKE	15-15	32	3-6	500	1-2	500	0-0	000	1-3	4	5	2	1	1	0	7
J25	at Clemson	16-16	35	5-10	500	1-4	250	0-0	000	2-3	5	1	3	1	0	2	11
J29	at Wake Forest	17-17	28	3-5	600	0-1	000	3-4	750	1-3	4	3	1	1	1	1	9
F1	NC STATE	18-18	37	3-6	375	0-4	000	3-4	750	1-5	6	3	4	3	0	1	9
F4	at Virginia	19-19	30	0-5	000	0-2	000	3-4	750	0-5	5	1	2	1	1	0	3
F8	FLORIDA STATE	20-20	23	3-6	375	0-2	000	4-5	800	1-2	3	3	0	0	1	1	10
F15	at North Carolina	21-21	30	4-14	286	2-6	333	6-7	857	1-1	2	5	6	4	0	3	16
F19	GEORGIA TECH	22-22	28	3-8	375	0-4	000	5-6	833	0-2	2	3	3	1	1	2	11
F22	at Duke	23-23	20	1-5	200	0-2	000	3-3	1000	0-4	4	2	3	2	0	0	5
F24	CLEMSON	24-23	27	6-8	750	1-1	1000	1-2	500	2-3	5	1	2	1	0	1	14
F28	WAKE FOREST	25-23	32	6-11	545	1-3	333	5-8	625	2-2	4	5	4	1	0	1	18
M3	at NC State	26-24	19	3-4	750	1-1	1000	2-3	667	0-4	4	4	4	1	0	2	9
M7	VIRGINIA	27-25	35	7-16	438	1-7	143	5-6	833	1-2	3	3	2	1	2	5	20
M12	vs. Wake-ACC	28-26	30	4-6	667	1-2	500	4-5	800	1-6	7	4	4	2	1	1	13
M13	vs. NC State-ACC	29-27	35	4-8	500	0-2	000	4-4	1000	0-1	1	2	1	2	0	3	12
M14	vs. Duke-ACC	30-28	31	1-8	125	1-3	333	6-6	1000	1-3	4	5	2	2	0	1	9
M18	vs. UTEP-NCAA	31-29	37	5-8	625	3-4	750	6-7	857	1-3	4	3	4	4	0	2	19
M20	vs. Syracuse-NCAA	32-30	29	3-6	500	0-2	000	4-4	1000	0-2	2	5	1	4	1	2	10

## McCRAY'S 2002-03 GAME-BY-GAME STATISTICS (FRESHMAN)

Date	Opponent	G-GS	Min.	FG-A	Pct.	3FG-A	Pct.	FTA	Pct.	O-D	Tot	PF	A	TO	B	S	Pts
N24	Miami (O.)	1-0	7	0-2	000	0-1	000	1-2	500	1-3	4	1	0	2	0	0	1
N27	The Citadel	1-0	12	2-3	667	1-1	1000	0-2	000	0-0	0	0	1	0	1	2	5
N30	Duquesne	1-0	11	3-5	600	2-3	667	1-1	1000	2-0	2	2	2	1	1	1	9
D7	vs Notre Dame	1-0	6	0-0	000	0-0	000	0-0	000	0-0	0	2	0	0	0	0	0
D8	vs GW	1-0	1	0-0	000	0-0	000	0-0	000	0-0	0	1	0	0	1	0	0
D23	UMBC	1-0	12	1-1	1000	0-0	000	2-4	500	1-0	1	1	0	2	0	2	4
D29	Georgia Tech	1-0	7	0-2	000	0-0	000	0-0	000	2-1	3	2	1	1	2	0	0
J4	Wagner	1-0	21	3-8	375	1-3	333	1-2	500	1-1	2	0	2	4	1	7	8
J8	Hampton	1-0	17	4-9	444	1-4	250	0-0	000	2-1	3	2	4	0	1	2	9
J11	Florida State	1-0	17	1-2	500	0-1	000	4-4	1000	1-1	2	2	0	1	1	0	6
J15	at Wake Forest	1-0	11	3-5	600	2-2	1000	0-1	000	2-4	6	2	1	2	0	1	8
J18	Duke	1-0	14	1-2	500	0-0	000	4-4	1000	0-0	0	2	0	0	1	1	6
J22	at North Carolina	1-0	11	0-2	000	0-1	000	0-0	000	1-2	3	1	2	1	0	0	0
J25	at Clemson	1-0	5	0-0	000	0-0	000	0-0	000	0-1	1	0	0	1	0	1	0
J30	NC State	1-0	4	0-0	000	0-0	000	0-1	000	0-0	0	0	0	0	0	1	0
F2	Loyola (Md.)	1-0	16	3-6	500	1-4	250	0-0	000	2-2	4	0	4	1	0	2	7
F6	Virginia	1-0	3	1-1	1000	0-0	000	0-0	000	1-1	2	3	0	0	0	0	2
F9	at Georgia Tech	1-0	13	1-3	333	1-2	500	0-0	000	0-2	2	2	0	1	1	0	3
F12	at Florida State	1-0	4	1-2	500	1-2	500	0-0	000	0-0	0	1	1	0	0	0	3
F17	Wake Forest	1-0	6	0-0	000	0-0	000	2-2	1000	0-2	2	1	0	0	0	0	2
F19	at Duke	1-0	10	1-3	333	0-1	000	0-0	000	1-0	1	2	0	1	0	0	2
F22	North Carolina	1-0	6	0-1	000	0-0	000	0-0	000	0-0	0	1	0	0	0	0	0
F25	Clemson	1-0	8	0-1	000	0-1	000	0-0	000	0-0	0	0	0	0	0	0	0
M14	vs. N-Carolina-ACC	1-0	1	0-0	000	0-0	000	0-0	000	0-0	0	0	0	0	0	0	0



(Feb. 24) ... led five Terps in double figures with 16 points at UNC (Feb. 15), with six assists and three steals in 30 minutes ... one of five Terps in double figures in the win vs. Florida State (Feb. 8) with 10 points ... shut down FSU's Tim Pickett defensively, allowing him only two points in second half as the Terps pulled away after halftime ... contributed 11 points with five rebounds and three assists on the road against Clemson (Jan. 25) ... followed up a 15-point effort on the road vs. Florida State (Dec. 28) with a 15-point, five-rebound, three-assist performance against Mount. St. Mary's (Jan. 3) ... scored 11 points, including a 2-for-4 performance from beyond the arc vs. Pepperdine (Dec. 14), and tied a career-high with seven assists ... registered 16 points vs. West Virginia (Dec. 7) at the BB&T Classic, including three 3-pointers, and career-high seven assists ... contributed an excellent effort vs. Wisconsin (Dec. 2), hitting 6-of-8 field goals and 3-of-4 free throws for 16 points.

**As a Freshman in 2002-03:** Played in 24 games, averaging 3.1 ppg in his first collegiate season ... scored seven points on 3-of-6 shooting, including a 3-pointer, against Loyola (Feb. 2), while adding four rebounds, four assists and two steals ... registered six points with a steal, and shot 4-of-4 from the free throw line in Maryland's win over then top-ranked Duke (Jan. 18) ... netted eight points, a team-high six rebounds and a pair of 3-pointers in 11 minutes at Wake Forest (Jan. 15) ... made two 3-pointers and scored nine points vs. Duquesne (Nov. 30) to go along with two assists and one steal in 11 minutes ... matched his career scoring high with nine points against Hampton (Jan. 8), while contributing four assists, three rebounds and four steals in 17 minutes ... collected eight points, seven steals and a pair of assists in a career-high 21 minutes against Wagner (Jan. 4) ... tied Terps' freshman record with seven steals against Wagner, matching Walt Williams' rookie total on March 11, 1989 vs. North Carolina in the ACC Tournament.

**At Fairmont Heights High School:** Graduated from Fairmont Heights High School in 2002 ... two-time All-Met selection by the *Washington Post* ... averaged 26.8 points, 7.9 rebounds, 5.3 assists and 2.7 steals per game ... holds school career records for points (1,970) and three-pointers (197), and ranked 16th among D.C. metro scoring leaders as a senior ... 40 percent 3-point shooter ... averaged 29



points to go with six assists and four rebounds as a junior when he was a runner-up in voting for All-Met Player of the Year honors ... season-high 41 points against Douglass as a senior, and had four 40-point scoring outbursts as a junior ... prep-high 49 points against St. Frances of Baltimore as a junior ... high school coach was George Wake ... team finished 12-10 as a senior, after a 19-6 mark and a trip to the Maryland 2A semifinals as a junior ... played in the Charm City Challenge in Baltimore, and the Capital Classic at the MCI Center with Nik Caner-Medley and Travis Garrison ... longtime friend and AAU teammate of Garrison.

**Personal:** Chris McCray ... born May 27, 1984 ... son of Shirleeta McCray and Chris Wilson ... has two younger sisters, Sharde (18) and Shantel (7) and one brother, William Proctor (18) ... was a member of the NAACP Young Men's Club at Fairmont Heights ... favorite sports movie is "Love and Basketball" ... majoring in criminology and criminal justice.

### McCRAY'S CAREER STATISTICS

Year	G-GS	Min-Avg	FG-A	Pct	3FG-A	Pct	FT-A	Pct	Off-Def	Reb-Avg	PF-FO	Ast	TO	Blk	Stl	Pts-Avg
2002-03	24- 0	223- 9.3	25- 58	.431	10- 26	.385	15- 23	.652	17- 21	38-1.6	28-0	18	18	10	20	75- 3.1
2003-04	32-30	956-29.9	112-252	.444	31-101	.307	97-118	.822	30- 92	122-3.8	93-6	90	62	18	53	352-11.0
2004-05	31-30	956-30.8	149-326	.457	38-120	.317	102-113	.903	43- 90	133-4.3	75-2	99	70	9	58	438-14.1
<b>TOTALS</b>	<b>87-60</b>	<b>2135-24.5</b>	<b>286-636</b>	<b>.450</b>	<b>79-247</b>	<b>.320</b>	<b>214-254</b>	<b>.843</b>	<b>90-203</b>	<b>293-3.4</b>	<b>196-8</b>	<b>207</b>	<b>150</b>	<b>37</b>	<b>131</b>	<b>865- 9.9</b>

### McCRAY'S ACC STATISTICS

Year	GP-GS	Min.-Avg.	FG-A	Pct.	3P-A	Pct.	FT-A	Pct.	OR-DR	Reb-Avg.	PF-D	Ast	To	Blk	St	Pts.-Avg.
2002-03	14-0	119-8.5	9-24	.375	4-10	.400	10-12	.833	8-14	22-1.6	19-0	5	8	5	4	32-2.3
2003-04	16-14	458-28.6	55-125	.440	11-47	.234	51-65	.785	13-45	58-3.6	49-4	42	26	8	22	172-10.8
2004-05	16-16	529-33.1	72-178	.404	21-62	.339	65-69	.942	28-39	67-4.2	41-0	56	32	5	28	230-14.4
<b>TOTALS</b>	<b>46-30</b>	<b>1106-24.0</b>	<b>136-327</b>	<b>.416</b>	<b>36-119</b>	<b>.303</b>	<b>126-146</b>	<b>.863</b>	<b>49-98</b>	<b>147-3.2</b>	<b>109-4</b>	<b>103</b>	<b>66</b>	<b>18</b>	<b>54</b>	<b>434-9.4</b>

### McCRAY'S NCAA TOURNAMENT STATISTICS

Year	GP-GS	Min.-Avg.	FG-A	Pct.	3P-A	Pct.	FT-A	Pct.	OR-DR	Reb-Avg.	PF-D	Ast	To	Blk	St	Pts.-Avg.
2003-04	2-2	66-33.0	8-14	.571	3-6	.500	10-11	.909	1-5	6-3.0	8-1	5	8	1	4	29-14.5



31

# **WILL BOWERS**

## **CENTER**

### **HANOVER, MD.**

### **(ARCHBISHOP SPALDING)**

### **7-1 • 262 • JUNIOR, 2V**

**On Bowers:** An imposing, physical big man with a shooter's touch ... consistently improved and worked himself into a starting role midway through his sophomore season ... put forth another tremendous off-season effort and boasts augmented strength and size ... attended a summer camp with the nation's outstanding big men to work on skills ... a major component of what should be a deep and impressive Terrapin frontcourt ... a formidable inside presence with all the physical tools necessary to be a competitor.






### **WILLIAMS ON BOWERS**

"Will found out last year that he can be a pretty good player. He has worked hard, and when you are a seven-footer that does a couple of things well, you can really help the team and help yourself. We need Will's defense and we need his rebounding. He can make shots too, but when he is rebounding and defending well he gives us a presence that not many college basketball programs have."

**As a Sophomore in 2004-05:** Played in 31 of 32 games, making 10 starts ... started four straight games at center for the Terps mid-season, totaling 79 minutes, 13 points and 14 rebounds across that stretch from Jan. 26 to Feb. 5 ... the first start of his Terrapin career came in Maryland's win at No. 2 Duke (Jan. 26) ... he contributed four points, seven boards and two blocks in 23 minutes at Cameron Indoor Stadium ... pair of double-figure scoring games came back-to-back in the postseason with 10 vs. Clemson in the ACC Tournament (March 10) and 14 vs. Oral Roberts in the NIT first round (March 16) ... his career-best 14 point effort against ORU came on a 5-for-9 shooting night from the field and a 4-for-5 performance at the free throw line ... he also added five rebounds, and a pair of rejections in 17 minutes vs. Oral Roberts ... netted seven points and grabbed three boards at Miami (Feb. 5) in career-high tying 27 minutes ... tallied a career-high three blocked shots in the Terps' win at home over Virginia (Jan. 19) ... registered four points with five rebounds in 22 minutes as the Terps downed Temple (Jan. 15) ... contributed five points with six rebounds in 14 minutes vs. Mount St. Mary's (Jan. 4) ... recorded a career-high tying seven rebounds and three assists against Liberty (Dec. 28) ... tallied five boards and swatted two shots in a crucial 14-minute effort as the Terps topped Florida State in overtime at home (Dec. 19) ... played 14 minutes and netted a bucket vs. UNC Asheville (Dec. 12) ... totaled four points on 2-for-3 field goal shooting against George Mason in the BB&T Semifinals (Dec. 4) ... started four of five games during the Terps' summer Italian Tour.

**As a Freshman in 2003-04:** Saw game action in 19 contests, averaging 5.1 minutes per outing ... saw five contests of 10-plus minutes ... netted six points on 2-of-2 shooting with 2-of-4 successful free throws against Maryland-Eastern Shore (Jan. 6) ... pulled down four rebounds in only 10 minutes at Duke (Feb. 22) ... swatted two shots at Georgia Tech (Jan. 17) in seven minutes off the bench ... originally recorded career-highs vs. Pepperdine (Dec. 14) with four rebounds and 13 minutes ... played nine minutes in the Terps' win at No. 1 Florida (Dec. 10), chipping in with a rebound and the first blocked shot of his career ... earned 10 minutes of playing time vs. American in his collegiate debut (Nov. 22) ... first career collegiate points came at the free throw line vs. Eagles, and also added two boards and a steal ... played in 13 of the Terps' first 15 games of the season.

**BOWERS**





At Archbishop Spalding High School: Starting center for Archbishop Spalding in Severn, Md. ... averaged 13.5 points per game as a senior to go along with 6.0 rebounds per game ... blocked 76 shots and dealt 40 assists as a senior ... shot 52.8 percent from the floor his final season, helping the Cavaliers to a 26-7 record and a second-place finish in the Baltimore Catholic League and the Maryland Interscholastic Athletic Association A Conference ... named to the *Baltimore Sun's* All-Metro first team in his senior season after being selected to the second team as a junior ... a BCL/MIAA All-Tournament team member after leading Archbishop Spalding to a second-place finish with a 20.0 points per game average in three tournament games ... finished his high school tenure with 1,100 career points ... a participant in Baltimore's Charm City Challenge with Terapin teammates Hassan Fofana, D.J. Strawberry and Ekene Ibekwe in April 2003 ... also participated in the Jordan Capital Classic Blue/White game at MCI Center later that month with Strawberry ... high school coach was Mike Glick.

**Personal:** William Loring Bowers ... born May 4, 1985 ... son of Karen and William "Bill" Bowers, Sr. ... an only child ... also a member of the tennis team in high school ... interests include U.S. history in the post-Civil War era and computers ... majoring in criminology and criminal justice.

## BOWERS' CAREER HIGHS

Category	#	Opponent/Date
Points	14	vs. Oral Roberts-NIT, 3/16/05
FG	5	vs. Oral Roberts-NIT, 3/16/05
FGA	9	vs. Oral Roberts-NIT, 3/16/05
3FG	0	
3FGA	1	vs. Oral Roberts-NIT, 3/16/05
	1	at Wake Forest, 1/11/05
FT	4	vs. Oral Roberts-NIT, 3/16/05
	4	vs. Clemson-ACC, 3/10/05
	4	at Virginia Tech, 3/5/05
FTA	5	vs. Oral Roberts-NIT, 3/16/05
Rebounds	7	at Duke, 1/26/05
	7	vs. Liberty, 12/28/04
Assists	3	vs. Liberty, 12/28/04
Blocks	3	vs. Virginia, 1/19/05
Steals	2	vs. Clemson, 2/22/05
Minutes	27	vs. Clemson-ACC, 3/10/05
	27	at Miami, 2/5/05

## BOWERS' 2004-05 GAME-BY-GAME STATISTICS (SOPHOMORE)

Date	Opponent	G-GS	Min	FG-A	Pct	3FG-A	Pct	FT-A	Pct	O-D	Reb	PF	Ass	TO	Blk	Stl	Pts
N19	JACKSON STATE	1-0	10	0-0	.000	0-0	.000	0-0	.000	0-0	0	1	0	2	0	0	0
N23	MERCER	1-0	10	0-0	.000	0-0	.000	0-0	.000	0-0	4	1	0	2	1	0	0
N26	vs Memphis	1-0	3	0-1	.000	0-0	.000	0-0	.000	0-0	0	0	0	1	0	0	0
N30	at Wisconsin	1-0	2	0-0	.000	0-0	.000	0-0	.000	0-0	0	0	0	0	0	0	0
D4	vs George Mason	1-0	13	2-3	.667	0-0	.000	0-2	.000	0-2	2	4	1	0	1	0	4
D5	vs George Wash.	dnp-cd															
D12	UNC ASHEVILLE	1-0	14	1-4	.250	0-0	.000	0-0	.000	0-0	0	3	1	1	0	0	2
D19	FLORIDA STATE	1-0	14	1-3	.333	0-0	.000	0-0	.000	1-4	5	2	1	1	2	0	2
D23	AMERICAN	1-0	9	0-0	.000	0-0	.000	0-0	.000	1-1	2	1	1	1	0	1	0
D28	LIBERTY	1-0	18	2-4	.500	0-0	.000	0-0	.000	3-4	7	3	3	0	1	0	4
J4	MOUNT ST. MARY'S	1-0	14	2-4	.500	0-0	.000	1-1	1.000	2-4	6	2	1	0	0	0	5
J8	at North Carolina	1-0	13	0-2	.000	0-0	.000	2-2	1.000	0-2	2	2	0	1	0	0	2
J11	at Wake Forest	1-0	15	1-3	.333	0-1	.000	1-1	1.000	1-3	4	4	0	0	0	0	3
J15	TEMPLE	1-0	22	1-2	.500	0-0	.000	2-4	.500	1-4	5	2	0	0	1	0	4
J19	VIRGINIA	1-0	21	1-4	.250	0-0	.000	0-0	.000	0-2	2	3	0	0	3	0	2
J23	NC STATE	1-0	6	1-2	.500	0-0	.000	0-0	.000	0-0	0	1	0	1	0	0	2
J26	at Duke	1-1	23	2-7	.286	0-0	.000	0-0	.000	4-3	7	3	0	3	2	1	4
J30	GEORGIA TECH	1-1	16	0-1	.000	0-0	.000	0-2	.000	0-1	1	1	1	1	0	0	0
F1	at Clemson	1-1	13	1-2	.500	0-0	.000	0-0	.000	0-3	3	4	0	1	0	0	2
F5	at Miami	1-1	27	3-7	.429	0-0	.000	1-4	.250	1-2	3	4	0	3	1	0	7
F8	VIRGINIA TECH	1-0	19	3-3	1.000	0-0	.000	0-0	.000	0-4	4	2	0	2	1	0	6
F12	DUKE	1-1	10	2-3	.667	0-0	.000	1-2	.500	1-1	2	4	1	0	0	0	5
F16	at NC State	1-1	9	0-1	.000	0-0	.000	0-0	.000	0-1	1	0	0	0	0	0	0
F19	at Virginia	1-0	6	0-1	.000	0-0	.000	0-0	.000	0-0	0	1	1	0	1	0	0
F22	CLEMSON	1-0	5	0-0	.000	0-0	.000	0-0	.000	0-0	0	3	0	1	2	2	0
F27	NORTH CAROLINA	1-0	4	1-3	.333	0-0	.000	0-0	.000	1-0	1	1	0	0	1	0	2
M5	at Virginia Tech	1-0	10	0-2	.000	0-0	.000	4-4	1.000	1-2	3	2	0	0	2	0	4
M10	vs Clemson (ACC)	1-1	27	3-6	.500	0-0	.000	4-4	1.000	4-2	6	2	0	3	1	0	10
M16	ORAL ROBERTS (NIT)	1-1	17	5-9	.556	0-1	.000	4-5	.800	2-3	5	2	1	1	2	0	14
M23	DAVISON (NIT)	1-1	9	0-3	.000	0-0	.000	0-0	.000	2-2	4	2	2	1	0	0	0
M26	TCU (NIT)	1-1	9	0-0	.000	0-0	.000	2-4	.500	0-2	2	2	0	0	1	0	2
N29	vs South Carolina (NIT)	1-0	1	0-0	.000	0-0	.000	0-0	.000	0-0	0	1	0	1	0	0	0

## BOWERS' 2003-04 GAME-BY-GAME STATISTICS (FRESHMAN)

Date	Opponent	G-GS	Min	FG-A	Pct	3FG-A	Pct	FT-A	Pct	O-D	Reb	PF	Ass	TO	Blk	Stl	Pts
N22	AMERICAN	1-0	10	0-0	.000	0-0	.000	2-2	1.000	1-1	2	1	0	2	0	0	2
N25	GEORGE MASON	2-0	1	0-0	.000	0-0	.000	0-0	.000	0-0	0	0	0	0	0	0	0
N29	HOFSTRA	3-0	1	0-0	.000	0-0	.000	0-0	.000	0-0	0	0	0	0	0	0	0
D2	WISCONSIN	dnp-cd															
D6	vs Gonzaga	4-0	1	0-0	.000	0-0	.000	0-0	.000	0-0	0	0	0	0	0	0	0
D7	vs West Virginia	dnp-cd															
D10	at Florida	5-0	9	0-2	.000	0-0	.000	0-1	.000	0-1	1	3	0	0	1	0	0
D14	PEPPERDINE	6-0	13	1-2	.500	0-0	.000	2-2	1.000	1-3	4	1	1	0	0	0	4
D23	UNC-GREENSBORO	7-0	10	0-2	.000	0-0	.000	0-0	.000	1-2	3	3	1	0	0	0	0
D28	at Florida State	8-0	5	0-1	.000	0-0	.000	0-0	.000	0-0	0	1	1	1	0	0	0
J3	MT. ST. MARY'S	9-0	7	1-2	.500	0-0	.000	0-0	.000	0-1	1	2	0	0	0	0	2
J6	UMES	10-0	13	2-2	1.000	0-0	.000	2-4	.500	0-2	2	3	1	0	0	0	6
J14	NO CAROLINA	11-0	2	0-0	.000	0-0	.000	0-0	.000	0-0	0	0	0	1	0	0	0
J17	at Georgia Tech	12-0	7	0-1	.000	0-0	.000	0-0	.000	0-2	2	2	0	0	2	0	0
J21	DUKE	13-0	2	0-0	.000	0-0	.000	0-0	.000	0-1	1	0	0	0	0	0	0
J25	at Clemson	dnp-cd															
J29	at Wake Forest	14-0	2	0-0	.000	0-0	.000	2-2	1.000	1-0	1	1	0	0	0	0	2
F1	NC STATE	dnp-cd															
F4	at Virginia	15-0	2	0-0	.000	0-0	.000	0-0	.000	0-0	0	0	0	0	0	0	0
F8	FLORIDA STATE	dnp-cd															
F15	at North Carolina	16-0	1	0-0	.000	0-0	.000	0-0	.000	0-0	0	1	0	0	0	0	0
F19	GEORGIA TECH	dnp-cd															
F22	at Duke	17-0	10	0-1	.000	0-0	.000	0-2	.000	1-3	4	2	0	0	0	1	0
F24	CLEMSON	18-0	1	0-0	.000	0-0	.000	0-0	.000	0-1	1	0	0	0	0	0	0
F28	WAKE FOREST	19-0	0+	0-0	.000	0-0	.000	0-0	.000	0-0	0	0	0	0	0	0	0
M3	at NC State	dnp-cd															
M7	VIRGINIA	dnp-cd															
M12	vs Wake-ACC	dnp-cd															
M13	vs NC State-ACC	dnp-cd															
M14	vs Duke-ACC	dnp-cd															
M18	vs UTEP-NCAA	dnp-cd															

## BOWERS' CAREER STATISTICS

Year	G-GS	Min-Avg	FG-A	Pct	3FG-A	Pct	FT-A	Pct	Off-Def	Reb-Avg	PF-FO	Ass	TO	Blk	Stl	Pts-Avg
2003-04	19-0	97-5.1	4-13	.308	0-0	.000	8-13	.615	5-17	22-1.2	20-0	4	4	3	3	16-0.8
2004-05	31-10	389-12.5	32-80	.400	0-2	.000	22-35	.629	25-56	81-2.6	63-0	14	27	23	4	86-2.8
TOTALS	50-10	486-9.7	36-93	.387	0-2	.000	30-48	.625	30-73	103-2.1	83-0	18	31	26	7	102-2.0

## BOWERS' ACC STATISTICS

Year	GP-GS	Min-Avg	FG-A	Pct	3P-A	Pct	FT-A	Pct	OR-DR	Reb-Avg	PF-D	Ass	To	Blk	St	Pts-Avg
2003-04	10-0	32-3.2	0-3	.000	0-0	.000	2-4	.500	2-7	9-0.9	7-0	1	2	2	1	2-0.2
2004-05	16-6	211-13.2	16-44	.364	0-1	.000	9-15	.600	10-28	38-2.4	37-0	4	14	15	3	41-2.6
TOTALS	26-6	243-9.3	16-47	.340	0-1	.000	11-16	.688	12-35	47-1.8	44-0	5	16	17	4	43-1.7





# 33

## GINI CHUKURA

### FORWARD

### SILVER SPRING, MD.

### (GOOD COUNSEL)

### 6-5 • 210 • JUNIOR, 1V

**On Chukura:** Terrapin walk-on who joined the team last December ... an adept rebounder, slashing scorer and aggressive on-ball defender ... brings a tremendous amount of energy, intensity and enthusiasm to practice sessions ... originally displayed his skills at walk-on tryouts in the fall of 2004.

### WILLIAMS ON CHUKURA

"Gini did a great job as a walk-on last year. He plays hard in practice. In other words, there is no drop-off when Gini is out there on the second team. He will continue to fill that role this year, and he will do a great job."

**As a Sophomore in 2004-05:** Played in six contests after joining the squad as a walk-on in December ... was added to the Terps' roster to give the team depth after injuries to then-seniors Mike Grinnon and Darien Henry ... saw first collegiate action in Maryland's victory over Liberty (Dec. 28) ... grabbed his first career rebound in his debut, a three-minute stint against the flames ... logged two minutes of action against Mount St. Mary's (Jan. 4) ... saw first ACC action at the Dean Smith Center as the Terps faced North Carolina (Jan. 8) ... made an appearance against Clemson in the Terrapins' ACC Tournament matchup (March 10) ... saw postseason action in Maryland's NIT victory over TCU at Comcast Center (March 26).

**At Good Counsel High School:** Lettered in two seasons for Good Counsel's varsity squad in Wheaton, Md. ... attended same high school as Terrapin teammate James Gist ... high school coach was Tim McKenna.

**Personal:** Gini Ifeayinchukwu Chukura ... birthday is Oct. 17, 1985 ... parents' names are Niki Ababio and Chris Chukura ... has two younger twin brothers, Peter (15) and Paul (15) ... lists Kevin Garnett as his favorite pro basketball player because of the overall contributions he makes to his team ... interests include music and drawing ... pronounced "GIN-ee cha-KOOR-uh".

### CHUKURA'S 2004-05 GAME-BY-GAME STATISTICS (SOPHOMORE)

Date	Opponent	G-GS	Min	FG-A	Pct	3FG-A	Pct	FT-A	Pct	O-D	Reb	PF	Ast	TO	Blk	Stl	Pts
O28	LIBERTY	1-0	3	0-0	.000	0-0	.000	0-0	.000	0-1	1	0	0	0	0	0	0
J4	MOUNT ST MARY'S	1-0	2	0-0	.000	0-0	.000	0-0	.000	0-0	0	0	0	0	0	0	0
J8	at North Carolina	1-0	1	0-0	.000	0-0	.000	0-0	.000	0-0	0	0	0	0	0	0	0
J11	at Wake Forest	1-0	0+	0-0	.000	0-0	.000	0-0	.000	0-0	0	0	0	0	0	0	0
J15	TEMPLE	dnp-cd															
J19	VIRGINIA	dnp-cd															
J23	NC STATE	dnp-cd															
J26	at Duke	dnp-cd															
J30	GEORGIA TECH	dnp-cd															
F1	at Clemson	dnp-cd															
F5	at Miami	dnp-cd															
F8	VIRGINIA TECH	dnp-cd															
F12	DUKE	dnp-cd															
F16	at NC State	dnp-cd															
F19	at Virginia	dnp-cd															
F22	CLEMSON	dnp-cd															
F27	NORTH CAROLINA	dnp-cd															
M5	at Virginia Tech	dnp-cd															
M10	vs Clemson (ACC)	1-0	0+	0-0	.000	0-0	.000	0-0	.000	0-0	0	0	0	0	0	0	0
M16	ORAL ROBT'S (NIT)	dnp-cd															
M23	DAVIDSON (NIT)	dnp-cd															
M26	TCU (NIT)	1-0	0+	0-0	.000	0-0	.000	0-0	.000	0-0	0	0	0	0	0	0	0
M29	vs South Car (NIT)	dnp-cd															

### CHUKURA'S CAREER STATISTICS

Year	G-GS	Min-Avg	FG-A	Pct	3FG-A	Pct	FT-A	Pct	Off-Def	Reb-Avg	PF-FO	Ast	TO	Blk	Stl	Pts-Avg
2004-05	6-0	6-1.0	0-0	.000	0-0	.000	0-0	.000	0-1	1-0.2	0-0	0	0	1	0	0-0.0

### CHUKURA'S ACC STATISTICS

Year	GP-GS	Min-Avg	FG-A	Pct	3P-A	Pct	FT-A	Pct	OR-DR	Reb-Avg	PF-D	Ast	To	Blk	St	Pts-Avg
2004-05	2-0	1-0.5	0-0	.000	0-0	.000	0-0	.000	0-0	0-0.0	0-0	0	0	0	0	0-0.0

# CHUKURA



25


# EKENE IBEKWE

## 2005-06 LeFRAK SCHOLAR

### FORWARD

### CARSON, CALIF. (CARSON)

### 6-9 • 220 • JUNIOR, 2V



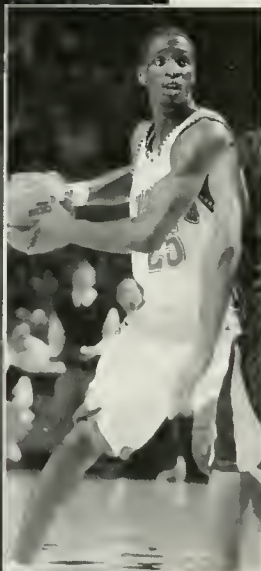
**On Ibekwe:** A long, lean dynamic post player with unlimited athletic potential ... a high-flying finisher who can take the ball to the basket and score in the post ... a talented shooter for his size ... one of the ACC's top shot blockers for the last two seasons ... led the Terps in blocks in his freshman and sophomore seasons ... already ninth among the all-time Terrapin shot-blocking leaders, with 99 for his career ... named the Terps' LeFrak Foundation Scholar for the 2004-05 and 2005-06 academic years.

### WILLIAMS ON IBEKWE

"Ekene has shown flashes of being a great player. He knows he has to be in a little better shape this year, but there are very few people at that 6-9 size with his flexibility and quickness. He has been getting stronger as he has been here. He is used to how physical the ACC is after playing for two years, and he is ready for that. He will be fighting for a starting position, and he is one of the guys that, if he steps up, will make us a very good team."

**As a Sophomore in 2004-05:** Played in 30 of 32 games on the season, starting 18 ... finished fifth on the team in scoring with 8.4 points per game, and second in rebounding with 6.3 boards ... led the team in blocks with 55, finishing fourth among ACC leaders with a 1.83 rejections per game average ... recorded 17 multi-block games ... posted 11 games of double-figure scoring and recorded three games of 10-plus rebounds ... notched first career double-double with a career-high 21 points on 10-of-13 shooting at Wisconsin (Nov. 30) ... also added 12 rebounds to complete the double-double effort ... recorded 12 blocks and 32 rebounds during the Terps' Postseason NIT run, an average of 3.0 blocks and 8.0 rebounds per contest ... netted 10 points with eight rebounds and three blocks in 26 minutes off the bench in the Terps' NIT win over TCU (Mar. 26) ... registered 11 points, nine rebounds and five rejections in 21 minutes in Maryland's win over Davidson (Mar. 23) ... swatted four shots with eight points and eight rebounds in 18 minutes vs. Oral Roberts (Mar. 16) ... contributed nine points and seven rebounds in 22 minutes off the bench vs. Clemson in the ACC Tournament (Mar. 10) ... returned from a two-game injury hiatus with 11 points, five rebounds and two blocks in 17 minutes in the Terps' overtime victory over Duke at home (Feb. 12) ... follow-slam in the waning seconds vs. the Blue Devils completed the Terps' comeback and helped send the contest to overtime ... scored 14 points with nine rebounds and four blocks in 24 minutes in Maryland's win over No. 21 Georgia Tech (Jan. 30) ... came off the bench to score 15 points with nine rebounds in the Terps' win at No. 2 Duke (Jan. 26) ... made 7 of 9 free throws against the Blue Devils ... swatted a career-high six blocked shots and also recorded 12 rebounds vs. Liberty (Dec. 28) ... grabbed a career-high 13 rebounds and tied his career-high with three steals in Maryland's home win over American (Dec. 23) ... poured in 13 points on 5-for-7 shooting vs. Florida State (Dec. 19) ... opened the season with a 17-point, eight-rebound effort against Jackson State (Nov. 19) ... averaged 10.6 points per game, 7.6 rebounds and 1.8 blocks during the Terps' Italian Tour, including a 15-point, 13-board double-double effort against Biella.

IBEKWE





**As a Freshman in 2003-04:** Only freshman to play in all 32 games, drawing seven starts during his rookie season ... led the Terps in blocked shots with 44, an average of 1.4 rejections per game ... recorded 22 games with at least one blocked shot and posted 11 multi-block games ... was the first freshman to lead the Terps in blocked shots (44) since Joe Smith (1993-94) ... amassed 32 points and 29 boards across the Terps' last six contests ... played in both NCAA Tournament games, averaging 18.0 minutes per matchup while contributing 5.5 points per game and 7.9 rebounds ... grabbed nine rebounds and netted six points vs. Syracuse (March 20) in the Terps' NCAA Second Round game ... scored five points with six rebounds and four blocks vs. UTEP (March 18) in his first-career NCAA contest ... contributed nine points, eight rebounds and two assists vs. Virginia (March 7) in a "must-win" situation for the Terrapins ... played 20 minutes vs. Clemson (Feb. 24), gathering 10 rebounds (all defensive), blocking three shots and scoring six points ... contributed eight points and five rebounds in 10 minutes at North Carolina (Feb. 15) ... made the most of his 13 minutes vs. Florida State (Feb. 8), grabbing four rebounds and blocking three shots ... scored 11 points (5-for-6 FG) and added five rebounds vs. North Carolina (Jan. 14) ... registered seven points, seven rebounds and four blocks in his first collegiate start vs. UMES (Jan. 16) ... fell one point shy of a double-double against Mount St. Mary's (Jan. 3), with nine points, 10 rebounds, a career-high tying four blocks and two steals in 22 minutes ... grabbed eight rebounds in 13 minutes at Florida State (Dec. 28) ... netted a career-high 13 points vs. UNC-Greensboro (Dec. 23) and added six rebounds ... had a solid outing in his collegiate debut, scoring nine points with three blocks, two steals vs. American (Nov. 22).

### IBEKWE'S 2004-05 GAME-BY-GAME STATISTICS (SOPHOMORE)


Date	Opponent	G-GS	Min	FG-A	Pct	3FG-A	Pct	FTA	Pct	O-O	Reb	PF	Ast	TO	Blk	Stl	Pts
N19	JACKSON STATE	1-1	23	6-10	600	1-2	500	4-4	1000	2-6	8	2	3	3	3	1	17
N23	MERCER	1-1	23	1-9	111	0-0	000	2-6	333	3-4	7	3	0	1	2	0	4
N26	vs Memphis	1-1	19	1-4	250	0-0	000	2-3	667	0-1	1	4	1	2	2	1	4
N30	at Wisconsin	1-1	33	10-13	769	0-0	000	1-3	333	5-7	12	5	0	4	2	1	21
D4	vs George Mason	1-1	19	0-6	000	0-0	000	0-1	000	2-2	4	4	2	2	0	1	0
D5	vs George Washington	1-1	29	4-10	400	0-4	000	2-6	333	4-4	8	4	1	1	3	2	10
D12	UNC ASHEVILLE	1-1	26	4-8	500	1-2	500	3-3	1000	3-4	7	3	1	2	2	3	12
D19	FLORIDA STATE	1-1	16	5-7	714	0-0	000	3-3	1000	3-0	3	5	0	2	1	0	13
D23	AMERICAN	1-1	25	3-13	231	0-0	000	3-5	600	6-7	13	3	0	1	1	3	9
D28	LIBERTY	1-1	22	3-10	300	0-1	000	0-0	000	4-8	12	2	0	2	6	1	6
J4	MOUNT ST. MARY'S	1-1	24	3-6	500	0-0	000	0-0	000	1-7	8	1	1	3	1	2	6
J8	at North Carolina	1-1	14	1-4	250	0-1	000	1-2	500	0-2	2	5	1	1	1	0	3
J11	at Wake Forest	1-1	28	4-11	364	0-1	000	1-2	500	1-6	7	3	1	2	2	0	9
J15	TEMPLE	1-1	11	1-4	250	0-0	000	0-0	000	0-1	1	2	1	3	0	1	2
J19	VIRGINIA	1-1	22	5-8	625	0-1	000	2-3	667	1-5	6	5	0	3	2	0	12
J23	NC STATE	1-1	31	2-6	333	0-1	000	4-8	500	3-5	8	3	0	5	0	1	8
J26	at Duke	1-0	22	4-12	333	0-0	000	7-9	778	4-5	9	2	2	3	2	1	15
J30	GEORGIA TECH	1-0	24	5-7	714	0-0	000	4-7	571	2-7	9	4	0	4	4	1	14
F1	at Clemson	1-0	18	2-3	667	0-0	000	2-2	1000	1-3	4	5	0	4	0	0	6
F5	at Miami	dnp-inj															
F8	VIRGINIA TECH	dnp-inj															
F12	DUKE	1-0	17	3-6	500	0-1	000	5-7	714	2-3	5	4	0	2	2	1	11
F16	at NC State	1-0	24	1-8	125	0-0	000	2-5	400	1-3	4	3	0	1	2	1	4
F19	at Virginia	1-0	16	2-7	286	0-0	000	4-7	571	1-1	2	3	0	1	2	0	8
F22	CLEMSON	1-1	19	2-7	286	0-0	000	3-4	750	1-3	4	5	1	1	1	0	7
F27	NORTH CAROLINA	1-0	13	2-6	333	0-0	000	0-0	000	3-0	3	3	0	1	0	0	4
M5	at Virginia Tech	1-0	15	1-2	500	0-0	000	0-0	000	0-3	3	1	0	0	1	0	2
M10	vs Clemson (ACC)	1-0	22	3-5	600	0-1	000	3-9	333	3-4	7	3	0	3	1	0	9
M16	ORAL ROBERTS (NIT)	1-0	18	2-6	333	0-1	000	4-6	667	3-5	8	5	1	0	4	0	8
M23	DAVIDSON (NIT)	1-0	21	4-7	571	0-1	000	3-8	375	2-7	9	4	1	2	5	2	11
M26	TCU (NIT)	1-0	26	4-8	500	1-2	500	1-4	250	2-6	8	4	1	2	3	1	10
M29	vs South Carolina (NIT)	1-1	24	2-7	286	0-0	000	3-8	375	2-5	7	3	2	3	0	3	7

### IBEKWE'S 2003-04 GAME-BY-GAME STATISTICS (FRESHMAN)

Date	Opponent	G-GS	Min	FG-A	Pct	3FG-A	Pct	FT-A	Pct	O-R	Reb	PF	Ast	TO	Blk	Stl	Pts
N22	American	1-0	18	4-6	667	0-0	000	1-3	333	0-2	2	1	0	3	3	2	9
N25	George Mason	2-0	8	2-2	1000	0-0	000	0-1	000	2-3	5	0	0	1	1	1	4
N29	Hofstra	3-0	7	2-2	1000	0-0	000	1-2	500	1-1	2	3	0	0	2	1	5
D2	Wisconsin	4-0	10	2-4	500	0-0	000	0-2	500	0-1	1	3	0	1	1	2	3
D6	vs Gonzaga	5-0	8	2-4	500	0-1	000	0-0	000	1-0	1	3	0	1	2	0	4
D7	vs West Virginia	6-0	9	0-1	000	0-0	000	0-0	000	0-0	0	0	0	0	0	0	0
D10	at Florida	7-0	9	1-3	333	0-0	000	0-0	000	1-1	2	3	0	1	0	0	2
D14	PEPPERDINE	8-0	17	1-5	200	0-1	000	2-2	1000	4-0	4	4	0	1	0	0	4
D23	UNC GREENSBORO	9-0	15	6-9	667	1-2	500	0-0	000	4-2	6	1	0	1	1	2	13
D28	at Florida State	10-0	13	3-8	375	0-1	000	0-0	000	5-3	8	3	0	1	0	0	6
J3	MT ST. MARY'S	11-0	22	3-3	1000	0-0	000	3-9	333	2-8	10	0	1	0	4	2	9
J6	UMES	12-1	23	2-6	333	0-0	000	3-6	500	2-5	7	0	1	0	4	1	7
J14	ND CAROLINA	13-2	19	5-6	833	0-0	000	1-1	1000	4-1	5	5	0	2	0	1	11
J17	at Georgia Tech	14-3	16	3-5	600	0-0	000	1-2	500	1-4	5	2	0	2	2	2	7
J21	DUKE	15-4	16	1-4	250	0-0	000	0-0	000	0-2	2	3	0	4	3	1	2
J25	at Clemson	16-5	9	1-1	1000	0-0	000	0-0	000	1-1	2	3	0	2	0	0	2
J29	at Wake Forest	17-6	15	3-5	600	1-1	1000	1-2	500	0-1	1	4	1	0	1	2	8
F1	NC STATE	18-7	11	0-2	000	0-0	000	0-0	000	1-1	2	1	1	1	1	0	0
F4	at Virginia	19-7	10	1-1	1000	0-0	000	0-0	000	0-1	1	2	1	0	3	1	2
F8	FLORIDA STATE	20-7	13	0-3	000	0-0	000	2-2	1000	1-3	4	0	1	1	3	0	2
F15	at North Carolina	21-7	10	4-7	571	0-0	000	0-1	000	3-2	5	5	0	0	0	1	8
F19	GEORGIA TECH	22-7	11	2-3	667	0-0	000	1-2	500	3-2	5	4	0	2	0	1	5
F22	at Duke	23-7	6	0-0	000	0-0	000	1-2	500	0-0	0	1	0	3	0	1	1
F24	CLEMSON	24-7	20	1-4	250	1-1	1000	3-4	750	0-10	10	3	1	1	3	0	6
F28	WAKE FOREST	25-7	13	1-2	500	0-1	000	0-1	000	1-2	3	3	0	0	0	0	2
M3	at NC State	26-7	9	1-2	500	0-0	000	0-1	000	2-0	2	1	0	0	1	1	2
M7	VIRGINIA	27-7	17	2-5	400	0-1	000	5-7	714	3-5	8	2	2	1	1	0	9
M12	vs Wake-ACC	28-7	14	2-4	500	0-0	000	0-0	000	1-1	2	2	0	3	1	1	4
M13	vs NC State-ACC	29-7	17	2-4	500	0-0	000	2-2	1000	1-1	2	1	0	2	1	1	6
M14	vs Duke-ACC	30-7	13	1-2	500	0-0	000	0-0	000	2-0	2	2	0	1	1	0	2
M18	vs UTEP-NCAA	31-7	16	2-4	500	0-2	000	1-2	500	1-5	6	4	0	1	4	1	5
M20	vs Syracuse-NCAA	32-7	20	1-4	250	0-0	000	4-8	500	1-8	9	5	1	3	1	0	6

### IBEKWE'S CAREER HIGHS

Category	#	Opponent/Date
Points	21	at Wisconsin, 11/30/04
FG	10	at Wisconsin, 11/30/04
FGA	13	vs. American, 12/23/04
	13	at Wisconsin, 11/30/04
3FG	1	(6x) last vs. TCU-NIT, 3/26/05
3FGA	4	vs. George Washington, 12/4/04
FT	7	at Duke, 1/26/05
FTA	9	vs. Clemson-ACC, 3/10/05
	9	at Duke, 1/26/05
	9	vs. Mount St. Mary's, 1/3/04
Rebounds	13	vs. American, 12/23/04
Assists	3	vs. Jackson State, 11/19/04
Blocks	6	vs. Liberty, 12/28/04
Steals	3	vs. South Carolina-NIT, 3/29/05
	3	vs. American, 12/23/04
	3	vs. UNC Asheville, 12/12/04
Minutes	33	at Wisconsin, 11/30/04





**At Carson High School:** A second team *Parade* High School All-American after averaging 19.9 points and 10.2 rebounds per game as a senior at Carson High School ... also blocked 4.4 shots per game and averaged nearly four steals in leading his squad to a 23-4 record and a semifinal finish in the Los Angeles city championship ... earned all-state honors and a first team "All-Dream Team" nod by the *Long Beach Press-Telegram* as a senior ... named to the All-L.A. city first team, the All-South Bay first team and his team's MVP

as a junior and senior ... scored 18 points and was named to the all-tournament team as a participant in Baltimore's Charm City Challenge with Terrapin teammates Hassan Fofana, D.J. Strawberry and Will Bowers in April, 2003 ... also participated in the Jordan Capital Classic Silver/Black game at MCI Center later that month, where he squared off against a group of elite high-school seniors including LeBron James ... high school coach was Richard Masson.

**Personal:** Ekene Brian Ibekwe ... born July 19, 1985 ... son of Agatha and Augustine Ibekwe, who hail from Nigeria ... brother, Onye Ibekwe (21), is a senior basketball player at Long Beach State ... has two sisters, Chinyere (17) and Ify (15) ... a recipient of the Scott Smith Scholarship Award and a member of the Principal's Honor Roll in high school ... interests include computers and working on his game ... aspires to be an entrepreneur when his basketball career is over ... majoring in criminology and criminal justice.



### IBEKWE'S CAREER STATISTICS

Year	G-GS	Min-Avg	FG-A	Pct	3FG-A	Pct	FT-A	Pct	Off-Def	Reb-Avg	PF-FO	Ast	TO	Blk	Stl	Pts-Avg
2003-04	32- 7	434-13.6	61-121	.504	3-11	.273	32- 62	.516	48- 76	124-3.9	74- 3	10	39	44	25	157-4.9
2004-05	30-18	644-21.5	90-220	.409	3-19	.158	69-125	.552	65-124	189-6.3	103- 7	20	64	55	27	252-8.4
TOTALS	62-25	1078-17.4	151-341	.443	6-30	.200	101-187	.540	113-200	313-5.0	177-10	30	103	99	52	409-6.6


### IBEKWE'S ACC STATISTICS

Year	GP-GS	Min.-Avg.	FG-A	Pct.	3P-A	Pct.	FT-A	Pct.	OR-DR	Reb-Avg.	PF-D	Ast	To	Blk	St	Pts.-Avg.
2003-04	16-6	208-13.0	28-58	.483	2-5	.400	15-25	.600	25-38	63-3.9	42-2	7	20	18	11	73-4.6
2004-05	14-6	279-19.9	39-94	.415	0-5	.000	38-59	.644	23-46	69-4.9	51-5	5	30	20	5	116-8.3
TOTALS	30-12	487-16.2	67-152	.441	2-10	.200	53-84	.631	48-84	132-4.4	93-7	12	50	38	16	189-6.3

### IBEKWE'S NCAA TOURNAMENT STATISTICS

Year	GP-GS	Min.-Avg.	FG-A	Pct.	3P-A	Pct.	FT-A	Pct.	OR-DR	Reb-Avg.	PF-D	Ast	To	Blk	St	Pts.-Avg.
2003-04	2-0	36-18.0	3-8	.375	0-2	.000	5-10	.500	2-13	15-7.5	9-1	1	4	5	1	11-5.5





# 23

## MIKE JONES

**GUARD**

**DORCHESTER, MASS.**

**(THAYER ACADEMY)**

**6-5 • 204 • JUNIOR, 2V**




**On Jones:** A proficient sharpshooter with tremendous athleticism and the ability to score in a variety of ways ... explosive finisher at the shooting guard position who showed flashes of brilliance on the offensive in his first two seasons ... excellent rebounder out of the backcourt ... improved defense and ball-handling will pay off on the court for the Terrapins.

### WILLIAMS ON JONES

"As a younger player, Mike was labeled a 'shooter' and thought he should make every shot. But at this level, other teams figure out opponents, and Mike had to develop more versatility in his game. Until you put it on the floor and show defenders that you can do more than just catch-and-shoot, you are going to have to take a tough shot every time. Mike has been working hard this summer and I expect him to have a great year. He obviously shows flashes of being a great player."

**As a Sophomore in 2004-05:** One of three Terrapins to see action in all 32 games, drawing four starts ... averaged 10.1 points over last nine games and 14.5 ppg during the Terps' four-game Postseason NIT run ... NIT scoring streak included a .537 shooting performance from the field and a .407 effort from long range ... tied for team-high scoring honors with 15 points off bench vs. South Carolina in 24 minutes in the NIT Semifinal (March 29) ... was one of five players in double figures with 18 points in 22 minutes (4-for-10 3FG) in the Terps' NIT win over TCU (Mar. 26) ... tied for team-high honors with 18 points in 17 minutes in Maryland's NIT victory over Oral Roberts (Mar. 16) ... poured in 12 points in 13 minutes, going 4-for-5 behind the arc against No. 2 North Carolina at home (Feb. 27) ... registered a third straight game in double figures with 15 points in 18 minutes against Duke at Comcast Center (Feb. 12) ... netted 13 points in 11 minutes off the bench against Virginia Tech (Feb. 8), going 6-for-6 from the field ... tallied 14 points in 16 minutes off the bench at Miami (Feb. 5), firing at a 4-for-9 clip from 3-point range and adding a career-high seven boards ... contributed seven points in eight minutes at Clemson (Feb. 1) ... made his first career in the Terps' win at No. 2 Duke (Jan. 26) ... splashed in 21 points (5-for-9 FG, 4-for-6 3FG, 7-for-8 FT) with four rebounds in 19 minutes in Maryland's win over Temple (Jan. 15) ... scored nine points in a reserve role at Wake Forest (Jan. 11), going 4-for-6 from the floor and adding two steals in 13 minutes ... only points vs. Florida State (Dec. 19) came on a crucial 3-pointer to stake the Terps to an 88-86 lead with 47 seconds left in OT ... six-point effort against Memphis (Nov. 26) on a pair of 3-pointers.

**JONES**





As a Freshman in 2003-04: Played in 30 contests, averaging 10.0 minutes per game during his inaugural campaign ... Terps' season-leader in 3-point percentage (.403) as a freshman and Maryland's second-most accurate free throw shooter (.761) ... named ACC Rookie of the Week (Jan. 11) after a standout performance vs. UMES (Jan. 6) ... recorded then career-highs in points (25), field goals (six), field goal attempts (11), free throws (11), free throws attempted, rebounds (six), assists (three), blocks (one), steals (three) and minutes (23) ... his 25 points vs. UMES were most by a Terp freshman since Drew Nicholas had 27 in November of 1999 ... shot .455 from 3-point range (5-for-11) in final seven games of season ... registered five points, two rebounds, two assists and a steal in 11 minutes vs. Syracuse (March 20) in the Terps' Second Round NCAA match-up ... netted seven points and tied career-high with six rebounds in the ACC Championship game vs. Duke (March 14) ... nailed a crucial 3-pointer with 33 seconds remaining in the second half to bring Terps within 75-74 ... was 4-for-4 at the free throw line in the final 0:41 of overtime to help seal the victory ... scored eight first-half points in the Terps' "must win" contest at No. 16 NC State (March 3) ... netted 11 points in 13 minutes at Wake Forest (Jan. 29), drilling a career-high three 3-pointers and hitting a pair of free throws

## JONES' CAREER HIGHS


Category	#	Opponent/Date
Points	25	vs. Md.-Eastern Shore, 1/6/04
FG	7	vs. TCU-NIT, 3/26/05
FGA	14	vs. TCU-NIT, 3/26/05
3FG	4	vs. TCU-NIT, 3/26/05
	4	vs. North Carolina, 2/27/05
	4	at Miami, 2/5/05
	4	vs. Temple, 1/15/05
3FGA	10	vs. TCU-NIT, 3/26/05
FT	11	vs. Md.-Eastern Shore, 1/6/04
FTA	12	vs. Md.-Eastern Shore, 1/6/04
Rebounds	7	at Miami, 2/5/05
Assists	3	vs. Jackson State, 11/19/04
	3	vs. Md.-Eastern Shore, 1/6/04
Blocks	2	vs. Oral Roberts-NIT, 3/16/05
Steals	3	vs. Md.-Eastern Shore, 1/6/04
Minutes	31	at Virginia, 2/19/05

## JONES' 2004-05 GAME-BY-GAME STATISTICS (SOPHOMORE)

Date	Opponent	G-GS	Min	FG-A	Pct	3FG-A	Pct	FT-A	Pct	D-D	Reb	PF	Asst	TO	Blk	Stl	Pts
N19	Jackson State	1-0	12	1-4	250	1-2	500	0-0	000	1-4	5	1	3	1	1	1	3
N23	Mercer	1-0	13	1-7	143	1-3	333	2-2	1000	2-3	5	1	0	2	0	1	5
N26	vs Memphis	1-0	11	4-7	571	1-2	500	0-0	000	0-0	0	1	0	1	0	0	9
N30	at Wisconsin	1-0	10	1-5	200	0-2	000	0-0	000	0-3	3	0	0	1	0	1	2
D4	vs George Mason	1-0	19	2-5	400	2-3	667	0-0	000	1-3	4	1	0	0	0	0	6
D5	vs George Washington	1-0	1	0-0	000	0-0	000	0-0	000	0-0	0	0	0	0	0	0	0
D12	UNC Asheville	1-0	17	1-9	111	1-7	143	0-0	000	1-3	4	3	1	0	0	1	3
D19	Florida State	1-0	5	1-2	500	1-1	1000	0-0	000	0-0	0	0	0	0	0	0	3
D23	American	1-0	7	0-2	000	0-2	000	2-2	1000	0-0	0	0	0	0	0	1	2
D28	Liberty	1-0	9	1-4	250	0-2	000	3-6	500	1-1	2	1	2	1	0	0	5
J4	Mount St. Mary's	1-0	8	3-8	375	0-1	000	0-0	000	3-1	4	0	0	1	0	0	6
J8	at North Carolina	1-0	9	1-4	250	0-3	000	0-0	000	0-0	0	1	0	1	0	2	2
J11	at Wake Forest	1-0	13	4-6	667	1-2	500	0-2	000	1-0	1	1	0	2	1	2	9
J15	Temple	1-0	19	5-9	556	4-6	667	7-8	875	2-2	4	2	0	1	0	0	21
J19	Virginia	1-0	11	2-6	333	1-1	1000	0-0	000	0-3	3	2	2	1	0	0	5
J23	NC State	1-0	14	0-2	000	0-2	000	0-0	000	1-0	1	3	0	0	0	0	0
J26	at Duke	1-1	19	2-5	400	0-2	000	0-0	000	0-1	1	0	0	2	0	0	4
J30	Georgia Tech	1-0	9	1-3	333	0-0	000	0-0	000	0-2	2	2	1	1	0	0	2
F1	at Clemson	1-0	8	2-2	1000	0-0	000	3-4	750	1-1	2	0	0	2	0	0	7
F5	at Miami	1-0	16	5-10	500	4-9	449	0-1	000	0-7	7	2	1	1	0	0	14
F8	Virginia Tech	1-0	11	6-6	1000	0-0	000	1-1	1000	0-1	1	0	0	0	0	1	13
F12	Duke	1-0	18	4-5	800	1-1	1000	6-7	857	1-4	5	2	1	1	1	0	15
F16	at NC State	1-0	13	1-4	250	0-2	000	0-1	000	1-2	3	2	2	1	0	1	2
F19	at Virginia	1-1	31	2-8	250	1-3	333	2-2	1000	2-1	3	3	1	1	0	0	7
F22	Clemson	1-0	11	2-8	250	0-5	000	2-2	1000	2-0	2	3	0	1	1	0	6
F27	North Carolina	1-0	13	4-8	500	4-5	800	0-0	000	1-3	4	4	1	2	1	0	12
M5	at Virginia Tech	1-0	17	3-11	273	2-7	286	0-0	000	0-3	3	3	0	0	0	1	8
M10	vs. Clemson (ACC)	1-1	19	0-6	000	0-2	000	0-0	000	0-1	1	3	1	0	0	1	0
M16	ORAL ROBERTS (NIT)	1-1	17	6-11	545	3-7	429	3-3	1000	2-1	3	0	1	3	2	2	18
M23	DAVIDSON (NIT)	1-0	11	3-6	500	1-3	333	0-0	000	0-2	2	0	0	1	0	1	7
M26	TCU (NIT)	1-0	22	7-14	500	4-10	400	0-0	000	1-2	3	1	2	1	0	0	18
M29	vs. South Carolina (NIT)	1-0	24	6-10	600	3-7	429	0-0	000	3-3	6	3	0	2	0	0	15

## JONES' 2003-04 GAME-BY-GAME STATISTICS (FRESHMAN)

Date	Opponent	G-GS	Min	FG-A	Pct	3FG-A	Pct	FT-A	Pct	D-D	Reb	PF	Asst	TO	Blk	Stl	Pts
N22	American	1-0	16	4-9	444	2-7	286	0-0	000	0-1	1	0	0	1	0	1	10
N25	George Mason	2-0	2	0-0	000	0-0	000	0-0	000	0-0	0	0	0	0	0	0	0
N29	Hofstra	3-0	10	0-2	000	0-2	000	0-2	000	0-1	1	1	0	0	0	0	0
D2	Wisconsin	dnf															
D6	vs. Gonzaga	4-0	5	1-4	250	1-3	333	0-0	000	0-0	0	0	0	0	0	1	3
D7	vs. West Virginia	5-0	1	0-1	000	0-0	000	0-0	000	0-0	0	0	0	0	0	0	0
D10	at Florida	dnf															
D14	PEPPERDINE	6-0	13	2-3	667	1-1	1000	3-4	750	0-3	3	2	2	1	0	0	8
D23	UNC GREENSBORO	7-0	14	2-4	500	2-2	1000	0-0	000	0-4	4	0	0	1	0	0	6
D28	at Florida State	8-0	2	0-1	000	0-1	000	0-0	000	0-0	0	0	0	0	0	0	0
J3	MT. ST. MARY'S	9-0	13	3-5	600	1-2	500	2-2	1000	1-2	3	1	0	0	0	1	9
J6	UMES	10-0	23	6-11	545	2-3	667	11-12	917	4-2	6	0	3	1	1	3	25
J14	NO CAROLINA	11-0	9	1-4	250	0-2	000	3-4	750	2-1	3	0	1	1	0	0	5
J17	at Georgia Tech	12-0	10	2-6	333	2-3	667	1-2	500	2-0	2	1	0	1	0	0	7
J21	DUKE	13-0	7	1-3	333	0-0	000	0-0	000	1-0	1	0	0	1	0	0	2
J25	at Clemson	14-0	6	1-3	333	0-1	000	0-0	000	1-0	1	1	1	1	0	0	2
J29	at Wake Forest	15-0	13	3-5	600	3-5	600	2-2	1000	0-1	1	4	1	0	0	0	11
F1	NC STATE	16-0	10	2-4	500	0-1	000	2-4	500	3-1	4	0	1	0	0	0	6
F4	at Virginia	17-0	18	2-7	286	1-4	250	2-2	1000	2-1	3	3	1	1	0	1	7
F8	FLORIDA STATE	18-0	14	2-7	286	2-6	333	0-0	000	0-2	2	0	1	3	1	0	6
F15	at North Carolina	19-0	8	1-2	500	1-1	1000	0-0	000	0-0	0	1	1	0	0	0	3
F19	GEORGIA TECH	20-0	16	2-5	400	1-4	250	0-0	000	1-0	1	2	0	2	0	0	5
F22	at Duke	21-0	14	1-4	250	1-2	500	1-2	500	0-0	0	1	0	1	0	2	4
F24	CLEMSON	22-0	5	0-1	000	0-1	000	0-0	000	0-2	2	0	0	0	0	0	0
F28	WAKE FOREST	23-0	5	0-0	000	0-0	000	0-0	000	0-0	0	0	0	0	0	0	0
M3	at NC State	24-0	14	2-4	500	2-4	500	2-2	1000	0-3	3	0	0	2	0	2	8
M7	VIRGINIA	25-0	9	0-4	000	0-1	000	0-0	000	1-4	5	0	0	0	0	0	0
M12	vs. Wake-ACC	26-0	4	1-3	333	1-2	500	0-0	000	0-0	0	0	0	0	0	0	3
M13	vs. NC State-ACC	27-0	8	1-2	500	0-0	000	0-0	000	1-1	2	1	0	0	0	0	2
M14	vs. Duke-ACC	28-0	12	1-2	500	1-1	1000	4-5	800	2-4	6	2	0	2	0	1	7
M18	vs. UTEP-NCAA	29-0	8	1-1	1000	0-0	000	0-0	000	0-0	0	0	1	0	0	0	2
M20	vs. Syracuse-NCAA	30-0	11	1-3	333	1-3	333	2-3	667	1-1	2	1	2	1	0	1	5








... contributed nine points and three boards in 13 minutes vs. Mount St. Mary's (Jan. 3) ... hit a pair of 3-pointers for six points against UNC-Greensboro (Dec. 23) and grabbed four rebounds ... scored eight second-half points in nine minutes vs. Pepperdine (Dec. 14) ... hit a three-pointer and added a steal in five minutes against Gonzaga (Dec. 6) in the BB&T Classic ... put forth an outstanding effort vs. American (Nov. 22) in his collegiate debut, scoring eight of his 10 points in the second half ... named a CBSSportsline.com "Freshman to Watch" during the preseason.

**At Thayer Academy:** A McDonald's All-American and third team All-America selection by *Parade Magazine* after a standout career at Thayer Academy in Braintree, Mass. ... averaged 24.8 points per game, 14.2 rebounds, 3.0 assists and 2.3 steals in his final high-school season ... a 44 percent 3-point shooter and 85 percent free throw shooter as a senior ... named the Gatorade Player of the Year for the state of Massachusetts following his senior year ... also a first team selection of the *Boston Globe* and the MVP of the Independent School League, both as a junior and senior



... finished his career third all-time in scoring at Thayer with 2,021 points ... earned *Patriot Ledger* scholastic honors and the Headmaster's Award for being Thayer Academy's top male student-athlete ... won the 3-point shootout at the McDonald's All-American Game, and scored 13 points in the game itself while playing among high school basketball's elite ... also excelled as a sprinter on Thayer's track team and was a state runner-up in the 100 meter dash as a junior ... prep coach was Rob Dixon.

**Personal:** Michael Allen Jones ... born July 24, 1984 ... son of Lisa and Curtis Jones and one of seven children ... has three brothers, Jerod (21), Maurice (18) and Jamal (15) ... has three sisters as well, Shauday (19), Jarquis (18) and Leeyah (10) ... interests include drawing, computers, listening to music and playing video games ... won a video game competition as part of the McDonald's All-American Game ... lists his mother as the person he most admires and Michael Jordan as his favorite athlete ... the first Terrapin to wear No. 23 since Steve Francis in 1999 ... majoring in studio art.



## JONES' CAREER STATISTICS

Year	G-GS	Min-Avg	FG-A	Pct	3FG-A	Pct	FT-A	Pct	Off-Def	Reb-Avg	PF-FO	Ast	TO	Blk	Stl	Pts-Avg
2003-04	30-0	300-10.0	43-110	.391	25-62	.403	35-46	.761	22-34	56-1.9	21-0	15	20	2	13	146-4.9
2004-05	32-4	437-13.7	81-197	.411	36-102	.353	31-41	.756	27-57	84-2.6	45-0	19	31	7	16	229-7.2
<b>TOTALS</b>	<b>62-4</b>	<b>737-11.9</b>	<b>124-307</b>	<b>.404</b>	<b>61-164</b>	<b>.372</b>	<b>66-87</b>	<b>.759</b>	<b>49-91</b>	<b>140-2.3</b>	<b>66-0</b>	<b>34</b>	<b>51</b>	<b>9</b>	<b>29</b>	<b>375-6.0</b>

## JONES' ACC STATISTICS


Year	GP-GS	Min.-Avg.	FG-A	Pct.	3P-A	Pct.	FT-A	Pct.	OR-DR	Reb-Avg.	PF-D	Ast	To	Blk	St	Pts.-Avg.
2003-04	16-0	160-10.0	20-60	.333	13-36	.361	13-18	.722	13-15	28-1.8	13-0	7	13	1	5	66-4.1
2004-05	16-2	218-13.6	40-90	.444	15-43	.349	14-20	.700	10-28	38-2.4	28-0	9	16	4	7	109-6.8
<b>TOTAL</b>	<b>32-2</b>	<b>378-11.8</b>	<b>60-150</b>	<b>.400</b>	<b>28-79</b>	<b>.354</b>	<b>27-38</b>	<b>.711</b>	<b>23-43</b>	<b>66-2.1</b>	<b>41-0</b>	<b>16</b>	<b>29</b>	<b>5</b>	<b>12</b>	<b>175-5.5</b>

## JONES' NCAA TOURNAMENT STATISTICS

Year	GP-GS	Min.-Avg.	FG-A	Pct.	3P-A	Pct.	FT-A	Pct.	OR-DR	Reb-Avg.	PF-D	Ast	To	Blk	St	Pts.-Avg.
2003-04	2-0	19-9.5	2-4	.500	1-3	.333	2-3	.667	1-1	2-1.0	1-0	3	1	0	1	7-3.5



5

**D.J. STRAWBERRY**  
**GUARD****CORONA, CALIF. (MATER DEI)****6-5 • 201 • JUNIOR, 2V**

STRAWBERRY



**On Strawberry:** A dynamic, hard-nosed defender and excellent playmaker recovering from a mid-season anterior cruciate ligament (ACL) tear ... missed the final 18 games of the season after the injury ... an electrifying finisher and adept ball-handler and passer for his size ... a versatile player at any guard position ... a competitive, slashing scorer who is continuously working to improve his jump shot ... perennially among the ACC steals leaders.

**WILLIAMS ON STRAWBERRY**

"D.J. showed how important he was to our team in his first season, when he played the point, shooting guard and small forward. We need him to bring that versatility back to the team. He was our best perimeter defender as a freshman, and that is uncommon for a first-year player. That defensive quality D.J. has is contagious. He is not going to be rushed back, but when he is back at 100 percent, he is going to make us a much better team defensively."

**As a Sophomore in 2004-05:** Played in 14 games, starting three, before being sidelined by injury for the final 18 games ... tore his right ACL while making a cut in practice ... started three of the four games prior to suffering a season-ending knee injury in practice on Jan. 17 ... averaged 21.4 minutes per appearance ... recorded multiple steals in eight of his 14 games played ... was one of six Terps in double figures (11 points) in the overtime win over Florida State in ACC opener (Dec. 19) ... made a crucial steal and bucket to give Maryland its first lead in overtime against the Seminoles ... also had four boards against FSU and a career-high tying four steals ... registered two assists in nine of the Terps' first 11 games ... registered 13 points on 5-for-5 shooting, including a 3-for-3 effort from behind the arc, in 17 minutes against UNC Asheville ... also contributed three steals and three assists in the game ... scored in double figures in the first two games of the season, with 11 points vs. Jackson State (Nov. 19) and 13 vs. Mercer (Nov. 23) ... netted double-digits in five of the first eight games of the season.

**As a Freshman in 2003-04:** Saw action in 31 games and led all Terrapin freshmen with a 20 minutes per game average ... earned honorable mention ACC All-Freshman team honors ... recorded at least one steal in 24 games on the season and finished third among Terp players with 51 thefts (1.65 steals per game) ... scored nine points and had a career-high six rebounds in 22 minutes during his NCAA Tournament debut vs. UTEP (March 18) ... tied a then career-high by playing 30 minutes vs. Wake Forest in the ACC Quarterfinals (March 12), and went 6-for-6 at the free throw line for nine points ... netted 15 points on 7-for-9 shooting and added five boards, two blocks and three steals vs. Clemson (Feb. 24) ... contributed nine points, two assists and four steals at Duke (Feb. 22) ... hit double figures in scoring vs. Georgia Tech (Feb. 19) with 10 points in only 17 minutes, and added four rebounds ... registered 12 points, five rebounds, and two steals in the Terps' home win over Florida State (Feb. 8) ... posted a nine-point, three-steal effort at Virginia (Feb. 4), which included a key steal in the final seconds to seal the Terps' road victory ... netted a career-high 17 points on 7-of-8 field goals, including a 2-for-2 performance from long range at home vs. Pepperdine (Dec. 14) ... filled in at the point guard position and contributed five points, four boards, two assists and two steals in the Terps' win at No. 1 Florida (Dec. 10) ... critical steal in the game's winning moments set Maryland up for the victory ... named ACC Rookie of the Week on Dec. 16 for his efforts vs. Florida and Pepperdine ... registered nine points, four rebounds, four assists, four steals and two blocks vs. George Mason (Nov.







25) ... scored seven points and had five rebounds in only 17 minutes vs. American (Nov. 22) in collegiate debut.


**At Mater Dei:** Averaged 13.1 points per game and 4.4 rebounds in leading Mater Dei to a 35-2 record and the California Interscholastic Federation (CIF) state title as a senior ... also averaged 2.3 assists per game and 2.0 steals ... garnered first team All-CIF accolades following his senior season ... merited first team All-Serra League and first team All-Orange County honors as a junior and senior ... guarded

LeBron James as the Monarchs took on St. Vincent-St. Mary's as a senior ... held James to .333 field-goal shooting, including an 0-for-8 3-point shooting performance ... also forced James into seven turnovers ... scored 12 points as a participant in Baltimore's Charm City Challenge with Terrapin teammates Hassan Fofana, Will Bowers and Ekene Ibekwe in April 2003 ... netted 13 points as he participated in the Jordan Capital Classic Blue/White game at MCI Center later that month with Bowers.

**Personal:** D.J. Eugene Strawberry ... born June 15, 1985 ... son of Lisa Watkins and former Major League Baseball player Darryl Strawberry ... has two brothers, Jordan Strawberry (9) and Jesse Watkins (5) ... also has four sisters, Diamond (17), Jade (8) and Jewel Strawberry (4) and Faith Watkins (7) ... interests include baseball and video games ... lists the Washington Wizards as his favorite NBA team and Michael Jordan as his favorite professional basketball player ...

## STRAWBERRY'S CAREER HIGHS

Category	#	Opponent/Date
Points	17	vs. Pepperdine, 12/14/03
FG	7	vs. Clemson, 2/24/04
	7	vs. Pepperdine, 12/14/03
FGA	9	vs. Clemson, 2/24/04
	9	at North Carolina, 2/15/04
	9	at Florida State, 12/28/03
3FG	3	vs. UNC Asheville, 12/12/04
3FGA	4	vs. Jackson State, 11/19/04
FT	6	vs. Wake-ACC, 3/12/04
FTA	11	at Virginia, 2/4/04
Rebounds	6	vs. UTEP-NCAA, 3/18/04
Assists	4	vs. Mercer, 11/23/04
	4	vs. Duke, 1/21/04
	4	vs. George Mason, 11/25/03
Blocks	2	(5x) last vs. Syracuse-NCAA, 3/20/04
Steals	4	(5x) last vs. Florida State, 12/19/04
Minutes	31	vs. Florida State, 12/19/04



## STRAWBERRY'S 2004-05 GAME-BY-GAME STATISTICS (SOPHOMORE)

Date	Opponent	G-GS	Min	FG-A	Pct	3FG-A	Pct	FT-A	Pct	O-D	Reb	PF	Asst	TO	Blk	Stl	Pts
N19	JACKSON STATE	1-0	26	3-8	.375	2-4	.500	3-4	.750	0-2	2	2	3	2	1	2	11
N23	MERCER	1-0	20	4-5	.800	1-2	.500	4-5	.800	0-0	0	1	4	3	0	2	13
N26	vs. Memphis	1-0	21	3-5	.600	0-1	.000	2-2	1.000	0-2	2	1	2	2	0	3	8
N30	at Wisconsin	1-0	24	1-4	.250	0-0	.000	0-0	.000	0-1	1	3	2	0	0	0	2
D4	vs. George Mason	1-0	21	2-7	.286	0-1	.000	3-5	.600	0-0	0	2	1	2	0	1	7
D5	vs. George Washington	1-0	27	4-8	.500	0-2	.000	2-6	.333	0-2	2	2	2	5	1	3	10
D12	UNC ASHEVILLE	1-0	17	5-5	1.000	3-3	1.000	0-0	.000	1-2	3	1	3	2	1	3	13
D19	FLORIDA STATE	1-0	31	3-8	.375	0-1	.000	5-8	.625	2-2	4	2	2	4	0	4	11
D23	AMERICAN	1-0	16	1-2	.500	1-2	.500	1-2	.500	0-2	2	2	3	3	0	0	4
D28	LIBERTY	1-0	20	3-6	.500	0-3	.000	1-3	.333	0-0	0	2	3	0	0	0	7
J4	MDUNT ST. MARY'S	1-1	20	0-4	.000	0-2	.000	2-2	1.000	0-2	2	1	1	0	0	1	2
J8	at North Carolina	1-0	18	4-8	.500	0-1	.000	0-0	.000	0-1	1	3	0	3	0	2	8
J11	at Wake Forest	1-1	18	1-5	.200	0-3	.000	0-0	.000	0-1	1	1	1	2	0	1	2
J15	TEMPLE	1-1	21	0-3	.000	0-1	.000	2-4	.500	0-3	3	2	2	0	0	2	2

Did not play the rest of the season due to injury

## STRAWBERRY'S 2003-04 GAME-BY-GAME STATISTICS (FRESHMAN)

Date	Opponent	G-GS	Min	FG-A	Pct	3FG-A	Pct	FT-A	Pct	O-D	Reb	PF	Asst	TO	Blk	Stl	Pts
N22	AMERICAN	1-0	17	3-4	.750	0-1	.000	1-2	.500	1-4	5	1	1	2	0	0	7
N25	GEORGE MASON	2-0	18	4-7	.571	0-2	.000	1-2	.500	0-4	4	2	4	1	2	4	9
N29	HOFSTRA	3-0	19	1-1	1.000	0-0	.000	3-6	.500	0-1	1	0	0	1	1	3	5
D2	WISCONSIN	4-0	26	1-4	.250	0-1	.000	1-2	.500	2-3	5	0	0	0	2	4	3
D6	vs. Gonzaga	5-0	14	0-2	.000	0-1	.000	2-4	.500	0-2	2	2	0	1	0	2	2
D7	vs. West Virginia	6-0	15	1-2	.500	0-0	.000	1-2	.500	0-3	3	5	2	2	1	1	3
D10	at Florida	7-0	26	2-6	.333	0-0	.000	1-3	.333	1-3	4	4	2	1	1	2	5
D14	PEPPERDINE	8-0	23	7-8	.875	2-2	1.000	1-1	1.000	1-0	1	1	1	4	1	1	17
D23	UNC GREENSBORO	9-0	17	3-3	1.000	0-0	.000	3-6	.500	2-1	3	1	1	2	0	2	9
D28	at Florida State	10-0	26	3-9	.333	1-3	.333	0-2	.000	1-3	4	1	1	2	0	2	7
J3	MT. ST. MARY'S	11-0	18	1-4	.250	0-1	.000	3-4	.750	0-1	1	4	1	3	0	1	5
J6	UMES	inj															
J14	NO. CAROLINA	12-0	14	0-1	.000	0-0	.000	0-0	.000	0-0	0	1	2	2	0	0	0
J17	at Georgia Tech	13-0	15	2-3	.667	0-0	.000	1-4	.250	1-2	3	3	3	4	1	1	5
J21	DUKE	14-0	24	1-4	.250	0-0	.000	0-0	.000	2-2	4	4	4	1	2	0	2
J25	at Clemson	15-0	21	0-1	.000	0-0	.000	1-2	.500	0-2	2	0	1	3	0	2	1
J29	at Wake Forest	16-0	12	1-2	.500	0-1	.000	1-2	.500	0-0	0	1	2	3	0	2	3
F1	NC STATE	17-0	11	2-2	1.000	0-0	.000	0-0	.000	0-1	1	1	0	1	0	0	4
F4	at Virginia	18-0	28	2-7	.286	0-1	.000	5-11	.455	2-3	5	0	0	0	0	3	9
F8	FLORIDA STATE	19-0	19	4-8	.500	0-1	.000	4-6	.667	4-1	5	4	1	0	1	2	12
F15	at North Carolina	20-0	18	3-9	.333	0-1	.000	2-3	.667	3-1	4	3	3	0	0	4	8
F19	GEORGIA TECH	21-0	17	4-9	.444	0-1	.000	2-6	.333	3-1	4	2	0	0	0	1	10
F22	at Duke	22-0	28	3-7	.429	1-1	1.000	2-2	1.000	2-0	2	2	2	4	0	4	9
F24	CLEMSON	23-1	30	7-8	.875	0-0	.000	1-3	.333	2-3	5	3	1	1	2	3	15
F28	WAKE FOREST	24-2	24	1-2	.500	0-0	.000	2-4	.500	0-0	0	3	3	5	0	3	4
M3	at NC State	25-3	15	1-2	.500	0-1	.000	2-3	.667	0-3	3	3	1	2	0	1	4
M7	VIRGINIA	26-3	17	3-5	.600	0-1	.000	0-1	.000	0-0	0	2	1	1	1	0	6
M12	vs. Wake-ACC	27-3	30	1-3	.333	1-1	1.000	6-6	1.000	1-1	2	1	1	1	1	0	9
M13	vs. NC State-ACC	28-3	22	2-3	.667	0-0	.000	0-2	.000	1-4	5	5	1	0	1	1	4
M14	vs. Duke-ACC	29-3	16	0-0	.000	0-0	.000	0-0	.000	0-1	1	2	1	0	0	0	0
M18	vs. UTEP-NCAA	30-3	22	3-7	.429	0-1	.000	3-4	.750	5-1	6	3	1	0	0	0	9
M20	vs. Syracuse-NCAA	31-3	18	2-5	.400	1-1	1.000	1-2	.500	1-1	2	2	0	0	2	1	6

## STRAWBERRY'S CAREER STATISTICS

Year	G-GS	Min-Avg	FG-A	Pct	3FG-A	Pct	FT-A	Pct	Off-Def	Reb-Avg	PF-FO	Asst	TO	Blk	Stl	Pts-Avg
2003-04	31-3	620-20.0	68-139	.489	6-22	.273	50- 95	.526	35-52	87-2.8	66-2	41	47	18	51	192-6.2
2004-05	14-3	300-21.4	34- 78	.436	7-26	.269	25- 41	.610	3-20	23-1.6	25-0	29	28	3	24	100-7.1
TOTALS	45-6	920-20.4	102-217	.470	13-48	.271	75-136	.551	38-72	110-2.4	91-2	70	75	21	75	292-6.5

## STRAWBERRY'S ACC STATISTICS

Year	GP-GS	Min.-Avg.	FG-A	Pct.	3P-A	Pct.	FT-A	Pct.	OR-DR	Reb-Avg.	PF-D	Asst	To	Blk	St	Pts.-Avg
2003-04	16-3	319-19.9	37-80	.463	2-11	.182	23-49	.469	20-22	42-2.6	33-0	25	29	6	29	99-6.2
2004-05	3-1	67-22.3	8-21	.381	0-5	.000	5-8	.625	2-4	6-2.0	6-0	3	9	0	7	21-7.0
TOTALS	19-4	386-20.3	45-101	.446	2-16	.125	28-57	.491	22-26	48-2.5	39-0	28	38	6	36	120-6.3

## STRAWBERRY'S NCAA TOURNAMENT STATISTICS

Year	GP-GS	Min.-Avg.	FG-A	Pct.	3P-A	Pct.	FT-A	Pct.	OR-DR	Reb-Avg.	PF-D	Asst	To	Blk	St	Pts.-Avg
2003-04	2-0	40-20.0	5-12	.417	1-2	.500	4-6	.667	6-2	8-4.0	5-0	1	0	2	1	15-7.5



15



**JAMES GIST****FORWARD****SILVER SPRING, MD.****(GOOD COUNSEL)****6-8 • 223 • SOPHOMORE, 1V**

**On Gist:** A long, lean versatile athlete at forward ... possesses great quickness for a player his size, along with a shooter's touch ... an explosive finisher who runs the floor well ... dynamic athlete and shot blocker.

**WILLIAMS ON GIST**

"It was tough on James last year to be the only freshman, and he did a really great job in having to learn everything new all by himself. James learned a lot about what it takes to be successful both from guys on our team and people he played against. You can tell how hard he has been working in the off-season, and I think he is going to be a definite threat this year to be a starter."

**As a Freshman in 2004-05:** Saw action in 31 of 32 games in his rookie season, drawing two starts ... averaged 6.2 points per game while hitting at a team-leading .493 from the field ... averaged 3.9 rebounds per game ... totaled 31 blocks, good enough for third on the squad ... totaled 10 multi-rejection games and had 19 games of at least one blocked shot ... reached double-figures in scoring six times, including three of his final five appearances of the season ... paced six Terps in double figures with 15 points in the Terrapins' NIT win over Davidson (Mar. 23) ... put forth a 7-for-7 effort at the line vs. the Wildcats and added seven rebounds ... led team in scoring in his second career start, netting 18 points at Virginia Tech 6-of-8 FG, 6-of-6 FT ... came off the bench to score eight points with seven boards in 19 minutes against No. 2 North Carolina at home (Feb. 27) ... contributed six points and six rebounds in 17 minutes at NC State (Feb. 16) ... first collegiate start came in home victory over Virginia Tech (Feb. 8) ... registered eight points, seven rebounds and two blocks against the Hokies at Comcast Center ... recorded 14 points on 7-for-12 shooting and grabbed a career-high tying eight rebounds against Liberty (Dec. 28) ... netted 11 points and collected seven rebounds and a career-high tying four blocks in a career-high 31 minutes in the Terps' overtime win over Florida State (Dec. 19) ... scored 12 points on 6-for-7 shooting against George Washington in the Championship game of the BB&T Classic (Dec. 5) ... contributed six points, five rebounds and two blocks in only 16 minutes vs. George Mason in BB&T Semifinal (Dec. 4) ... registered seven points with several dynamic dunks in the Terps' win over Memphis (Nov. 26) ... posted his first career game in double figures with 10 points against Mercer (Nov. 23) in his second career game.



GIST



**At Good Counsel High School:** Team captain and starting power forward for Good Counsel in Wheaton, Md. ... averaged 19.5 points per game as a senior to go along with 10.3 rebounds and 3.5 blocks per game, leading the Falcons of the Washington Catholic Athletic Conference (WCAC) to an 18-12 record ... earned third team All-Met honors by the *Washington Post* ... named to the all-tournament teams at the Bullis Holiday Classic and the Hooters Holiday Classic ... scored a career-high 31 points in a game as a senior ...

amassed more than 300 blocked shots in three seasons on the varsity squad, becoming Good Counsel's all-time leader ... a participant in Baltimore's Charm City Challenge in April 2004, scoring eight points to go along with seven rebounds and three steals ... participated in the Jordan Capital Classic Regional game at Comcast Center later that month, netting 11 points and grabbing seven boards ... high school coach was Tim McKenna.

**Personal:** James C. Gist III ... born Oct. 26, 1986 ... son of Linda and James C. Gist, Jr. ... has two sisters, Jasmine Kornegay (22) and Gloria Gist (14) ... interests include movies, playing the piano and traveling ... member of the Black Student Association in high school ... performed volunteer work at soup kitchens and for the Special Olympics ... majoring in letters and sciences.



## GIST'S CAREER HIGHS

Category	#	Opponent/Date
Points	18	at Virginia Tech, 3/5/05
FG	7	vs. Liberty, 12/28/04
FGA	12	vs. Liberty, 12/28/04
3FG	0	
3FGA	1	vs. Liberty, 12/28/04
FT	7	vs. Davidson-NIT, 3/23/05
FTA	7	vs. Davidson-NIT, 3/23/05
	7	vs. NC State, 1/23/05
	7	vs. Florida State, 12/19/04
Rebounds	8	vs. Mount St. Mary's, 1/4/05
	8	vs. Liberty, 12/28/04
Assists	2	vs. American, 12/23/04
	2	vs. George Mason, 12/4/04
Blocks	4	vs. Florida State, 12/19/04
Steals	4	vs. Mount St. Mary's, 1/4/05
Minutes	31	vs. Florida State, 12/19/04

## GIST'S 2004-05 GAME-BY-GAME STATISTICS (FRESHMAN)

Date	Opponent	G-GS	Min	FG-A	Pct	3FG-A	Pct	FT-A	Pct	O-D	Reb	PF	Ast	TO	Blk	Stl	Pts
N19	JACKSON STATE	1-0	19	2-3	.667	0-0	.000	3-6	.500	1-4	5	2	1	3	2	1	7
N23	MERCER	1-0	19	4-9	.444	0-0	.000	2-2	1.000	2-1	3	1	0	0	2	2	10
N26	vs. Memphis	1-0	23	3-4	.750	0-0	.000	1-2	.500	1-4	5	2	0	2	2	1	7
N30	at Wisconsin	1-0	9	0-0	.000	0-0	.000	1-2	.500	1-0	1	3	0	0	1	0	1
D4	vs. George Mason	1-0	16	3-4	.750	0-0	.000	0-0	.000	1-4	5	0	2	1	2	0	6
D5	vs. George Washington	1-0	20	6-7	.857	0-0	.000	0-0	.000	2-2	4	2	0	1	0	0	12
D12	UNC ASHEVILLE	1-0	14	1-4	.250	0-0	.000	2-2	1.000	3-2	5	1	1	2	0	0	4
D19	FLORIDA STATE	1-0	31	4-8	.500	0-0	.000	3-7	.429	1-6	7	3	1	1	4	2	11
D23	AMERICAN	1-0	20	2-5	.400	0-0	.000	0-0	.000	2-5	7	2	2	2	2	1	4
D28	LIBERTY	1-0	20	7-12	.583	0-1	.000	0-0	.000	4-4	8	3	0	0	0	0	14
J4	MOUNT ST. MARY'S	1-0	13	1-3	.333	0-0	.000	0-0	.000	1-7	8	1	0	5	1	4	2
J8	at North Carolina	1-0	23	3-4	.750	0-0	.000	3-4	.750	1-1	2	3	1	1	1	0	9
J11	at Wake Forest	1-0	15	3-4	.750	0-0	.000	2-4	.500	1-1	2	4	0	2	1	0	8
J15	TEMPLE	1-0	21	2-5	.400	0-0	.000	2-4	.500	2-2	4	1	1	4	0	1	6
J19	VIRGINIA	1-0	8	2-2	1.000	0-0	.000	0-0	.000	1-1	2	0	0	0	0	1	4
J23	NC STATE	1-0	16	2-3	.667	0-0	.000	4-7	.571	0-1	1	3	0	2	1	0	8
J26	at Duke	1-0	3	0-1	.000	0-0	.000	1-2	.500	1-0	1	0	0	0	0	0	1
J30	GEORGIA TECH	1-0	7	0-1	.000	0-0	.000	1-2	.500	1-0	1	0	0	0	1	0	1
F1	at Clemson	1-0	20	3-8	.375	0-0	.000	0-2	.000	0-4	4	2	0	1	1	0	6
F5	at Miami	1-0	23	2-5	.400	0-0	.000	1-3	.333	0-3	3	3	1	3	1	2	5
F8	VIRGINIA TECH	1-1	27	4-8	.500	0-0	.000	0-0	.000	2-5	7	2	1	2	2	1	8
F12	DUKE	1-0	12	0-4	.000	0-0	.000	2-2	1.000	0-1	1	2	0	0	0	0	2
F16	at NC State	1-0	17	2-6	.333	0-0	.000	2-3	.667	2-4	6	1	1	1	0	0	6
F19	at Virginia	1-0	2	0-0	.000	0-0	.000	0-0	.000	0-0	0	1	0	0	0	0	0
F22	CLEMSON	1-0	17	0-2	.000	0-0	.000	1-4	.250	0-2	2	2	1	1	0	1	1
F27	NORTH CAROLINA	1-0	19	4-8	.500	0-0	.000	0-0	.000	2-5	7	2	1	1	0	1	8
M5	at Virginia Tech	1-1	24	6-8	.750	0-0	.000	6-6	1.000	1-3	4	3	0	1	2	1	18
M10	vs. Clemson (ACC)	dngrng															
M16	ORAL ROBERTS (NIT)	1-0	19	2-7	.286	0-0	.000	3-4	.750	2-2	4	2	0	1	2	1	7
M23	DAVIDSON (NIT)	1-0	26	4-5	.800	0-0	.000	7-7	1.000	1-6	7	1	1	1	0	1	15
M26	TCU (NIT)	1-0	12	0-1	.000	0-0	.000	0-1	.000	1-3	4	3	0	0	2	1	0
M29	vs. South Carolina (NIT)	1-0	18	0-5	.000	0-0	.000	0-0	.000	2-0	2	1	0	1	1	2	18

## GIST'S CAREER STATISTICS


Year	G-GS	Min-Avg	FG-A	Pct	3FG-A	Pct	FT-A	Pct	Off-Def	Reb-Avg	PF-FO	Ast	TO	Blk	Stl	Pts-Avg
2004-05	31-2	533-17.2	72-146	.493	0-1	.000	47-76	.618	39-83	122-3.9	56-0	15	39	31	24	191-6.2

## GIST'S ACC STATISTICS

Year	GP-GS	Min-Avg	FG-A	Pct	3P-A	Pct	FT-A	Pct	OR-DR	Reb-Avg	PF-D	Ast	To	Blk	St	Pts-Avg
2004-05	16-2	264-16.5	35-72	.486	0-0	.000	26-46	.565	13-37	50-3.1	31-0	7	16	14	9	96-6.0



24

**PARRISH BROWN**  
**GUARD****CHICAGO, ILL.****(THORNRIDGE/KENNEDY KING C.C.)****6-1 • 175 • JUNIOR, J.C.**

**On Brown:** A hard-nosed, heady player with the ability to run the point or play shooting guard ... excels at both ends of the floor ... an adept perimeter shooter, dynamic slasher and athletic finisher ... a strong, aggressive, persistent defender.


**WILLIAMS ON BROWN**

"Parrish is a very tough, strong point guard. He's strong with the ball and has great explosiveness. He gets up in the air and works hard on defense. He will be another guy in the backcourt that makes us a very good defensive team this year."

**At Kennedy King C.C.:** Team captain and starting guard at Kennedy King for two seasons ... JUCO All-Region IV player of the year finalist and JUCO All-America candidate ... averaged 22 points per game five assists and five rebounds in leading Kennedy King to a 19-13 record in 2004-05 ... a top 25 junior college prospect as rated by several recruiting services ... junior college coach was Garland Dildy.


**At Thornridge High School:** A 2002 graduate of Thornridge on the south side of Chicago ... played for one year for the Falcons, leading them to a 19-12 record, after transferring from Simeon ... averaged eight points with two rebounds and two assists at Thornridge ... high school coach was Mike Flaherty.

**Personal:** Parrish Henry Brown ... born June 20, 1984 ... son of Vernetta and Henry Brown ... has two sisters, Tiffany Shelton (16) and Ivory Shelton (12), and a brother, Henry Brown (19) ... interests include movies and going bowling ... admires his mother because she is a hard worker as a nutrition diet aid ... lists Allen Iverson as his favorite athlete because of Iverson's determination and stature ... majoring in sociology.




BROWN





# 35

**DAVE NEAL**  
**FORWARD**  
**MCLEAN, VA.**  
**(BISHOP DENIS J. O'CONNELL)**  
**6-7 • 245 • FRESHMAN, H.S.**



**On Neal:** A wide-bodied big man who can score in a variety of ways ... a physical competitor who uses his size in the paint ... owns a great touch around the rim and hits the offense and defensive glass with intensity.



**WILLIAMS ON NEAL**

"People would talk about some of the other people Dave played with or against in high school, but by the end of the game it was Dave that would always have the best stats or all-around performances. He received numerous awards in high school and he played for a very good coach in Joey Wootten. He knows how to play, and his size and strength will be very important in helping us become a more physical team this year."

**At Bishop O'Connell:** Starred at Bishop O'Connell in Arlington, Va., for four years, participating in 116 career victories (29 wins per season) ... averaged 20.2 points per game and 13.3 rebounds as a senior in leading O'Connell to a 31-3 record ... named MVP of the prestigious Alhambra Catholic Invitational Tournament in Cumberland, Md. and the MVP of the Virginia state tournament as a senior ... earned first team All-Met honors from the *Washington Post* and was a unanimous first team Washington Catholic Athletic Conference (WCAC) all-league choice in his final season ... helped squad to the 2004 WCAC championship as a junior ... credited with seven game-winning shots in his career ... high school teammate and classmate of Marcus Ginyard, who he and the Terps will face at North Carolina ... high school coach was Joe Wootten.


**Personal:** David Allen Neal ... born June 5, 1986 ... son of Kathy and David Neal ... has one sister, Mackenzie (20) and a brother, Justin (17) ... member of SADD (Students Against Driving Drunk) and the Ambassador program in high school ... favorite pro basketball player is Dirk Nowitski ... lifelong dream to be a Terrapin ... majoring in letters and sciences.



**NEAL**




# RADIO/TV CHART




**TRAVIS GARRISON**

F • 6-8 • 241 • Sr.-3V  
Suitland, Md.  
DeMatha




**D.J. STRAWBERRY**

G • 6-5 • 201 • Jr.-2V  
Corona, Calif.  
Mater Dei




**STERLING LEDBETTER**

G • 6-4 • 198 • Sr.-1V  
Laurel, Md.  
Laurel/Allegany C.C.




**CHRIS MCCRAY**

G • 6-5 • 192 • Sr.-3V  
Capitol Heights, Md.  
Fairmont Heights




**JAMES GIST**

F • 6-8 • 223 • So.-1V  
Silver Spring, Md.  
Good Counsel




**NIK CANER-MEDLEY**

F • 6-8 • 240 • Sr.-3V  
Portland, Maine  
Deering




**MIKE JONES**

G • 6-5 • 204 • Jr.-2V  
Dorchester, Mass.  
Thayer Academy



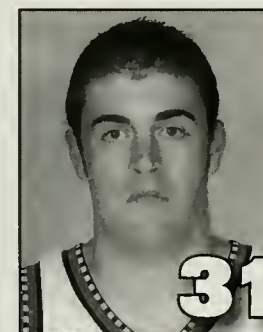
**PARRISH BROWN**

G • 6-1 • 175 • Jr.-JC  
Chicago, Ill.  
Thornridge/Kennedy King C.C.




**EKENE IBEIKWE**

F • 6-9 • 220 • Jr.-2V  
Carson, Calif.  
Carson




**WILL BOWERS**

C • 7-1 • 262 • Jr.-2V  
Hanover, Md.  
Archbishop Spalding



**GINI CHUKURA**

F • 6-5 • 210 • Jr.-1V  
Silver Spring, Md.  
Good Counsel




**DAVE NEAL**

F • 6-7 • 245 • Fr.-HS  
McLean, Va.  
Bishop O'Connell



**GARY WILLIAMS**

Head Coach  
17th Year at Maryland  
Maryland '68



**MICHAEL ADAMS**

Assistant Coach  
1st Year at Maryland  
Boston College '85



**ROB MOXLEY**

Assistant Coach  
1st Year at Maryland  
Pleiffer '94



**KEITH BOOTH**

Assistant Coach  
2nd Year at Maryland  
Maryland '03



**TROY WAINWRIGHT**

Director of Basketball Operations  
10th Year at Maryland  
UMUC '04





MEN'S  
**Bb**  
BASKETBALL

# THE AACC & OPPO ON EVENTS





# ABOUT THE ACC

## THE TRADITION



John Swofford,  
ACC Commissioner

Consistency. It is the mark of true excellence in any endeavor.

However, in today's intercollegiate athletics, competition has become so balanced and so competitive that it is virtually impossible to maintain a high level of consistency.

Yet the Atlantic Coast Conference has defied the odds. Now in its 53rd year of competition, the ACC has long enjoyed the reputation as one of the strongest and most competitive intercollegiate conferences in the nation. And that is not mere conjecture, the numbers support it.

Since the league's inception in 1953, ACC schools have captured 94 national championships, including 49 in women's competition and 45 in men's. In addition, NCAA individual titles have gone to ACC student-athletes 119 times in men's competition and 61 times in women's action.

Since the inception of women's basketball in the ACC in 1977, a tradition of excellence has been established.

Over the years, ACC women's basketball teams have gained global recognition through their television exposure. The 2005-06 schedule features 40 televised games, including 11 national telecasts (six games on Fox Sports Net and affiliates and five on ESPN2). In addition, 29 match-ups will be featured on the league's regional sports network which includes Comcast SportsNet, Fox Sports Net South and Sun Sports. In all, the ACC will make 75 television appearances this season.

The league's women's basketball programs rank among the best in the country in terms of the NCAA Tournament, having made 103 appearances and won 137 games in the last 28 years, 11 of them as a number one seed. The league boasts such national accomplishments as sending at least one team to the "Sweet 16" for 17 consecutive years. The conference has also made ten trips to the Final Four in the last 24 years with two teams finishing second and North Carolina capturing the National Championship in 1994.

Since 1989, the ACC has placed nine players on the All-Final Four team, including Staley and Smith, who were dubbed Most Outstanding Players. In all, 50 ACC players have been named to NCAA Tournament All-Region teams, with eight Most Outstanding Player recognitions.

Three players have garnered national player of the year accolades while competing under the ACC banner. Virginia's Dawn Staley was a back-to-back selection in 1991 and 1992, while North Carolina's Charlotte Smith received the ESPY award in 1995. Duke's Alana Beard was recognized with national player of the year honors in both 2003 and 2004.

Five league coaches have combined to earn 11 national coach of the year awards. Duke's Gail Goestenkors, North Carolina's Sylvia Hatchell, Virginia's Debbie Ryan, Maryland's Chris Weller and NC State's Kay Yow have all garnered national recognition.

Seven ACC representatives, including coaches and student-athletes, have participated in the Olympics. NC State's Kay Yow, assisted by Sylvia Hatchell of North Caro-

lina, headed up the 1988 gold medal-winning Olympic team. Maryland's Vicky Bullett was a member of both the 1988 and 1992 Olympic teams. Three-time Olympian and Virginia graduate, Dawn Staley struck gold in Athens as a member of the 2004 Olympic squad. Duke's Gail Goestenkors served as an assistant coach on the gold-medal winning team in Athens.

Since the inaugural season of the Women's National Basketball Association in 1997, the ACC has been a recognizable presence in the league. Forty-three former ACC stars have played on the hardwood in the WNBA, while five former players have worked the sidelines as coaches.

The ACC also stands at the forefront of intercollegiate athletics in terms of the academic accomplishments of its student-athletes. Since 1983, 381 women's basketball players have received ACC Academic Honor Roll recognition. The 2003-04 academic year included 39 selections. In addition, ACC women's basketball players have earned first-team Academic All-America honors six times, including Virginia's Val Ackerman in 1981, the former President of the WNBA. In 1997, NC State's Jennifer Howard was tabbed GTE CoSIDA Academic Player of the Year after posting a 4.0 grade point average throughout her career. Thirteen players have earned ACC postgraduate scholarships, while three others were named NCAA Postgraduate Scholars.

## 2004-05 IN REVIEW

The 2004-05 academic year concluded with the league pocketing three more national team titles and seven individual NCAA crowns. In all, the ACC has won 51 national team titles over the last 15 years.

The ACC's 2004-05 national champions were Wake Forest in field hockey, North Carolina in men's basketball and Duke in women's golf. In addition, a total of 181 student-athletes from the ACC earned first, second or third-team All-America honors this past year.

## THE CHAMPIONSHIPS

The conference will conduct championship competition in 25 sports during the 2005-06 academic year - 12 for men and 13 for women.

The first ACC championship was held in swimming on February 25, 1954. The conference did not conduct championships in cross country, wrestling or tennis during the first year.

The 12 sports for men include football, cross country, soccer, basketball, swimming, indoor and outdoor track, wrestling, baseball, tennis, golf and lacrosse. Fencing, which was started in 1971, was discontinued in 1981.

Women's sports were initiated in 1977 with the first championship meet being held in tennis at Wake Forest University.

## ACC

ATLANTIC COAST CONFERENCE

Phone	336-851-6062
Media Relations Fax	336-854-8797
	336-547-6261
Administrative Fax	336-316-6097
E-Mail	bmorrison@theacc.org
Web Address	theacc.com

Atlantic Coast Conference  
4512 Weybridge Lane  
Greensboro, NC 27407

### ACC Media Relations Staff

Brian Morrison	Assistant Commissioner
Amy Yakola	Associate Director
Sarah Schmidt	Assistant Director
Jason Leturmy	Media Relations Assistant
Phil Perry	Media Relations Intern
Barb Dery	Administrative Assistant

Championships for women are currently conducted in cross country, volleyball, field hockey, soccer, basketball, swimming, indoor and outdoor track, tennis, golf, lacrosse, softball and rowing.

## A HISTORY

The Atlantic Coast Conference was founded on May 8, 1953, at the Sedgefield Inn near Greensboro, N.C., with seven charter members - Clemson, Duke, Maryland, North Carolina, North Carolina State, South Carolina and Wake Forest - drawing up the conference by-laws.

The withdrawal of seven schools from the Southern Conference came early on the morning of May 8, 1953, during the Southern Conference's annual spring meeting. On June 14, 1953, the seven members met in Raleigh, N.C., where a set of bylaws was adopted and the name became officially the Atlantic Coast Conference.

Suggestions from fans for the name of the new conference appeared in the region's newspapers prior to the meeting in Raleigh. Some of the names suggested were: Dixie, Mid South, Mid Atlantic, East Coast, Seaboard, Colonial, Tobacco, Blue-Gray, Piedmont, Southern Seven and the Shoreline.

Duke's Eddie Cameron recommended that the name of the conference be the Atlantic Coast Conference, and the motion was passed unanimously. The meeting concluded with each member institution assessed \$200.00 to pay for conference expenses.

On December 4, 1953, conference officials met again at Sedgefield and officially admitted the University of Virginia as the league's eighth member. The first, and only, withdrawal of a school from the ACC came on June 30, 1971, when the University of South Carolina tendered its resignation.

The ACC operated with seven members until April 3, 1978, when the Georgia Institute of Technology was admitted. The Atlanta school had withdrawn from the Southeastern Conference in January of 1964.


The ACC expanded to nine members on July 1, 1991, with the addition of Florida State University.

The conference expanded to 11 members on July 1, 2004, with the addition of the University of Miami and Virginia Polytechnic Institute and State University. On October 17, 2003, Boston College accepted an invitation to become the league's 12th member starting July 1, 2005.





# 2006 ACC TOURNAMENT



**53RD ANNUAL ACC TOURNAMENT**  
**MARCH 9-12, 2006**  
**GREENSBORO COLISEUM**  
**GREENSBORO, N.C.**



# 2006 NCAA TOURNAMENT

## OPENING ROUND TUESDAY, MARCH 14, 2006

University of Dayton Arena  
Dayton, Ohio  
Host: University of Dayton

## FIRST/SECOND ROUNDS

**THURSDAY AND SATURDAY,  
MARCH 16 AND 18, 2006**

Greensboro Coliseum  
Greensboro, N.C.  
Host: Atlantic Coast Conference

Jacksonville Veterans Memorial Arena  
Jacksonville, Fla.  
Host: Jacksonville University

Jon M. Huntsman Center  
Salt Lake City, Utah  
Host: University of Utah

Cox Arena  
San Diego, Calif.  
Host: San Diego State University

## FRIDAY AND SUNDAY, MARCH 17 AND 19, 2006

University of Dayton Arena  
Dayton, Ohio  
Host: University of Dayton

Wachovia Center  
Philadelphia, Pa.  
Host: Atlantic 10 Conference

American Airlines Center  
Dallas, Texas  
Host: Big 12 Conference

Palace of Auburn Hills  
Auburn Hills, Mich.  
Host: Oakland University

## REGIONALS THURSDAY AND SATURDAY, MARCH 23 AND 25, 2006

Georgia Dome  
Atlanta, Ga.  
Host: Georgia Institute of Technology

Oakland Arena  
Oakland, Calif.  
Host: University of San Francisco

## FRIDAY AND SUNDAY, MARCH 24 AND 26, 2006

MCI Center  
Washington, D.C.  
Host: Georgetown University

Hubert H. Humphrey Metrodome  
Minneapolis, Minnesota  
Host: University of Minnesota, Twin Cities

## FINAL FOUR SATURDAY AND MONDAY, APRIL 1 AND 3, 2006

RCA Dome  
Indianapolis, Ind.  
Hosts: Butler University and Horizon League





## 2004-05 ACC STANDINGS

Team	W	L	Pct.	Hm	Rd	W	L	Pct.	Hm	Rd	Nu
North Carolina	14	2	.875	8-0	6-2	33	4	.892	15-0	8-3	10-1
Wake Forest	13	3	.813	8-0	5-3	27	6	.818	16-0	8-4	3-2
Duke	11	5	.688	7-1	4-4	27	6	.818	14-1	5-4	8-1
Virginia Tech	8	8	.500	6-2	2-6	16	14	.533	13-3	3-9	0-2
Georgia Tech	8	8	.500	5-3	3-5	20	12	.625	12-3	4-6	4-3
Miami	7	9	.438	4-4	3-5	16	13	.552	11-5	5-6	0-2
NC State	7	9	.438	3-5	4-4	21	14	.600	10-6	5-5	6-3
Maryland	7	9	.438	5-3	2-6	19	13	.594	15-3	2-7	2-3
Clemson	5	11	.313	3-5	2-6	16	16	.500	10-5	3-8	3-3
Florida State	4	12	.250	3-5	1-7	12	19	.387	9-7	3-8	0-4
Virginia	4	12	.250	3-5	1-7	14	15	.483	10-5	2-9	2-1



## ACC INDIVIDUAL STATISTICS

## SCORING

No	Name-Team	Cl	G	FG	3FG	FT	Pts	Avg
1	J.J. Redick-DU	JR	33	202	121	196	721	21.8
2	Guillermo Diaz-UM	SO	29	190	61	97	538	18.6
3	Sean May-NC	JR	37	228	0	191	647	17.5
4	Robert Hite-UM	JR	29	179	72	71	501	17.3
5	Julius Hodge-ST	SR	34	197	14	169	577	17.0
6	Devin Smith-VA	SR	26	152	63	62	429	16.5
7	Eric Williams-WF	JR	33	201	0	128	530	16.1
8	Rashad McCants-NC	JR	33	183	71	91	528	16.0
9	Justin Gray-WF	JR	33	171	92	93	527	16.0
10	Nik Caner-Medley-MD	JR	32	188	43	92	511	16.0
11	Shelden Williams-DU	JR	33	191	0	131	513	15.5
12	Jarrett Jack-GT	JR	32	164	46	123	497	15.5
13	Daniel Ewing-DU	SR	33	181	69	74	505	15.3
14	Chns Paul-WF	SO	32	143	46	156	488	15.3
15	Sharrad Ford-CU	SR	32	185	0	107	477	14.9
16	Zabian Dowdell-VT	SO	30	154	66	57	431	14.4
17	Chris McCray-MD	JR	31	149	38	102	438	14.1
18	John Gilchrist-MD	JR	28	127	36	98	388	13.9
19	Carlos Dixon-VT	SR	30	150	54	61	415	13.8
20	Jawad Williams-NC	SR	37	178	40	87	483	13.1

## REBOUNDING

No	Name-Team	Cl	G	OFF	DEF	TOT	Avg/G
1	Shelden Williams-DU	JR	33	127	242	369	11.2
2	Sean May-NC	JR	37	142	255	397	10.7
3	Sharrad Ford-CU	SR	32	110	151	261	8.2
4	Elton Brown-VA	SR	29	75	161	236	8.1
5	Anthony King-UM	SO	29	97	134	231	8.0
6	Eric Williams-WF	JR	33	93	162	255	7.7
7	Luke Schenscher-GT	SR	32	84	151	235	7.3
8	Coleman Collins-VT	SO	28	94	101	195	7.0
9	Julius Hodge-ST	SR	34	85	140	225	6.6
10	Marvin Williams-NC	FR	36	65	171	236	6.6
11	Travis Garrison-MD	JR	32	76	131	207	6.5
12	Jamaal Levy-WF	SR	33	85	126	211	6.4
13	William Frisby-UM	SR	28	88	90	178	6.4
14	Gary Hamilton-UM	JR	29	80	104	184	6.3
15	Ekene Ibekwe-MD	SO	30	65	124	189	6.3
16	Nik Caner-Medley-MD	JR	32	65	133	198	6.2
17	Devin Smith-VA	SR	26	35	123	158	6.1
18	John Gilchrist-MD	JR	28	46	97	143	5.1
19	Jamon Gordon-VT	SO	29	46	102	148	5.1
20	Ismail Muhammad-GT	SR	29	55	91	146	5.0

FIELD GOAL PCT  
(MIN. 5.0 MADE PER GAME)

No	Name-Team	Cl	G	FG	FGA	Pct
1	Eric Williams-WF	JR	33	201	319	.630
2	Shelden Williams-DU	JR	33	191	328	.582
3	Sean May-NC	JR	37	228	402	.567
4	Jarrett Jack-GT	JR	32	164	319	.514
5	Sharrad Ford-CU	SR	32	185	361	.512
6	Julius Hodge-ST	SR	34	197	400	.493
7	Rashad McCants-NC	JR	33	183	374	.489
8	Nik Caner-Medley-MD	JR	32	188	409	.460
9	Guillermo Diaz-UM	SO	29	190	417	.456
10	Zabian Dowdell-VT	SO	30	154	343	.449

## ASSISTS

No	Name-Team	Cl	G	Assts	Avg/G
1	Raymond Felton-NC	JR	36	249	6.92
2	Chns Paul-WF	SO	32	212	6.63
3	John Gilchrist-MD	JR	28	153	5.46
4	Julius Hodge-ST	SR	34	162	4.76
5	Anthony Hams-UM	SO	29	133	4.59
6	Jarrett Jack-GT	JR	32	145	4.53
7	Jamon Gordon-VT	SO	29	120	4.14
8	Daniel Ewing-DU	SR	33	132	4.00
9	Sean Singletary-VA	FR	29	113	3.90
10	T.J. Bannister-VA	SO	29	108	3.72

FREE THROW PCT  
(MIN. 2.5 MADE PER GAME)

No	Name-Team	Cl	G	FTM	FTA	Pct
1	J.J. Redick-DU	JR	33	196	209	.938
2	Chris McCray-MD	JR	31	102	113	.903
3	Jarrett Jack-GT	JR	32	123	142	.866
4	Marvin Williams-NC	FR	36	138	163	.847
5	Chns Paul-WF	SO	32	156	187	.834
6	Travis Garrison-MD	JR	32	86	105	.819
7	Justin Gray-WF	JR	33	93	118	.788
8	Nik Caner-Medley-MD	JR	32	92	120	.767
9	Will Bynum-GT	SR	32	96	126	.762
10	Sean May-NC	JR	37	191	252	.758

## STEALS

No	Name-Team	Cl	G	Assts	Avg/G
1	Chns Paul-WF	SO	32	76	2.38
2	Jamon Gordon-VT	SO	29	67	2.31
3	Vernon Hamilton-CU	SO	32	68	2.13
4	Raymond Felton-NC	JR	36	72	2.00
5	Daniel Ewing-DU	SR	33	65	1.97
6	Chris McCray-MD	JR	31	58	1.87
7	Jarrett Jack-GT	JR	32	58	1.81
8	Carlos Dixon-VT	SR	30	54	1.80
9	Sean Singletary-VA	FR	29	48	1.66
10	Engin Atsuz-ST	SO	35	57	1.63

3-POINT FG PCT  
(MIN. 1.5 MADE PER GAME)

No	Name-Team	Cl	G	3FG	3FGA	Pct
1	Raymond Felton-NC	JR	36	70	159	.440
2	Ilan Evumov-ST	JR	35	66	155	.426
3	Zabian Dowdell-VT	SO	30	66	156	.423
4	Rashad McCants-NC	JR	33	71	168	.423
5	Taron Downey-WF	SR	33	54	129	.419
6	Carlos Dixon-VT	SR	30	54	131	.412
7	Justin Gray-WF	JR	33	92	227	.405
8	Shawn Robinson-CU	JR	32	69	171	.404
9	J.J. Redick-DU	JR	33	121	300	.403
10	Von Wafer-FS	SO	29	65	164	.396

## 3-POINT FG MADE

No	Name-Team	Cl	G	3FG	Avg/G
1	J.J. Redick-DU	JR	33	121	3.67
2	Justin Gray-WF	JR	33	92	2.79
3	Robert Hite-UM	JR	29	72	2.48
4	Devin Smith-VA	SR	26	63	2.42
5	Von Wafer-FS	SO	29	65	2.24
6	Zabian Dowdell-VT	SO	30	66	2.20
7	Shawn Robinson-CU	JR	32	69	2.16
8	Rashad McCants-NC	JR	33	71	2.15
9	Guillermo Diaz-UM	SO	29	61	2.10
10	Daniel Ewing-DU	SR	33	69	2.09

## BLOCKED SHOTS

No	Name	Cl	G	Blocks	Avg/G
1	Shelden Williams-DU	JR	33	122	3.70
2	Anthony King-UM	SO	29	86	2.97
3	Sharrad Ford-CU	SR	32	68	2.13
4	Ekene Ibekwe-MD	SO	30	55	1.83
5	Luke Schenscher-GT	SR	32	56	1.75
6	Shavik Randolph-DU	JR	29	44	1.52
7	Travis Garrison-MD	JR	32	43	1.34
8	Anthony McHenry-GT	SR	32	37	1.16
9	Andrew Brackman-ST	FR	35	40	1.14
10	Cedric Simmons-ST	FR	31	35	1.13

ASSIST/TURNOVER RATIO  
(MIN. 3.0 ASSISTS/GAME)

No	Name	Cl	G	Asst	Avg	Turn	Avg	Ratio
1	Chns Paul-WF	SO	32	212	6.6	89	2.8	2.38
2	John Gilchrist-MD	JR	28	153	5.5	73	2.6	2.10
3	Raymond Felton-NC	JR	36	249	6.9	129	3.6	1.93
4	Julius Hodge-ST	SR	34	162	4.8	89	2.6	1.82
5	T.J. Bannister-VA	SO	29	108	3.7	63	2.2	1.71
6	Sean Singletary-VA	FR	29	113	3.9	70	2.4	1.61
7	Jamon Gordon-VT	SO	29	120	4.1	76	2.6	1.58
8	Anthony Hams-UM	SO	29	133	4.6	87	3.0	1.53
9	Chris McCray-MD	JR	31	99	3.2	70	2.3	1.41
10	Daniel Ewing-DU	SR	33	132	4.0	98	3.0	1.35

## OFFENSIVE REBOUNDS

No	Name-Team	Cl	G	No	Avg/G
1	Shelden Williams-DU	JR	33	127	3.85
2	Sean May-NC	JR	37	142	3.84
3	Sharrad Ford-CU	SR	32	110	3.44
4	Coleman Collins-VT	SO	28	94	3.36
5	Anthony King-UM	SO	29	97	3.34
6	William Frisby-UM	SR	28	88	3.14
7	Eric Williams-WF	JR	33	93	2.82
8	Gary Hamilton-UM	JR	29	80	2.76
9	Luke Schenscher-GT	SR	32	84	2.63
10	Elton Brown-VA	SR	29	75	2.59

## DEFENSIVE REBOUNDS

No	Name-Team	Cl	G	No	Avg/G
1	Shelden Williams-DU	JR	33	242	7.33
2	Sean May-NC	JR	37	255	6.89
3	Elton Brown-VA	SR	29	161	5.55
4	Eric Williams-WF	JR	33	162	4.91
5	Marvin Williams-NC	FR	36	171	4.75
6	Devin Smith-VA	SR	26	123	4.73
7	Luke Schenscher-GT	SR	32	151	4.72
8	Sharrad Ford-CU	SR	32	151	4.72
9	Anthony King-UM	SO	29	134	4.62
10	Jarrett Jack-GT	JR	32	146	4.56

## MINUTES PLAYED

No	Name-Team	Cl	G	Minutes	Avg/G
1	J.J. Redick-DU	JR	33	1231	37.30
2	Julius Hodge-ST	SR	34	1177	34.62
3	Daniel Ewing-DU	SR	33	1138	34.48
4	Guillermo Diaz-UM	SO	29	996	34.34
5	Jarrett Jack-GT	JR	32	1091	34.09
6	Jamon Gordon-VT	SO	29	983	33.90
7	Shelden Williams-DU	JR	33	1109	33.61
8	Robert Hite-UM	JR	29	969	33.41
9	Chns Paul-WF	SO	32	1069	33.41
10	Zabian Dowdell-VT	SO	30	979	32.63



# ACC TEAM STATISTICS

## SCORING OFFENSE

#	Team	G	W-L	Pts	Avg/G
1	North Carolina	37	33-4	3257	88.0
2	Wake Forest	33	27-6	2801	84.9
3	Maryland	32	19-13	2620	81.9
4	Duke	33	27-6	2581	78.2
5	Georgia Tech	32	20-12	2371	74.1
6	NC State	35	21-14	2559	73.1
7	Virginia	29	14-15	2112	72.8
8	Clemson	32	16-16	2294	71.7
9	Miami	29	16-13	2071	71.4
10	Florida State	31	12-19	2128	68.6
11	Virginia Tech	30	16-14	2056	68.5

## SCORING DEFENSE

#	Team	G	Pts	Avg/G
1	Duke	33	2153	65.2
2	NC State	35	2314	66.1
3	Georgia Tech	32	2133	66.7
4	Virginia Tech	30	2061	68.7
5	Clemson	32	2218	69.3
6	Miami	29	2020	69.7
7	Florida State	31	2170	70.0
8	North Carolina	37	2600	70.3
9	Wake Forest	33	2441	74.0
10	Virginia	29	2203	76.0
11	Maryland	32	2432	76.0

## SCORING MARGIN

#	Team	G	OFF	DEF	Margin
1	North Carolina	37	88.0	70.3	+17.8
2	Duke	33	78.2	65.2	+13.0
3	Wake Forest	33	84.9	74.0	+10.9
4	Georgia Tech	32	74.1	66.7	+7.4
5	NC State	35	73.1	66.1	+7.0
6	Maryland	32	81.9	76.0	+5.9
7	Clemson	32	71.7	69.3	+2.4
8	Miami	29	71.4	69.7	+1.8
9	Virginia Tech	30	68.5	68.7	-0.2
10	Florida State	31	68.6	70.0	-1.4
11	Virginia	29	72.8	76.0	-3.1

## FREE THROW PCT.

#	Team	G	FTM	FTA	Pct
1	Maryland	32	600	626	.726
2	North Carolina	37	724	998	.725
3	Duke	33	585	821	.713
4	NC State	35	523	742	.705
5	Georgia Tech	32	483	699	.691
6	Virginia	29	433	628	.689
7	Wake Forest	33	620	906	.684
8	Miami	29	352	523	.673
9	Florida State	31	416	626	.665
10	Virginia Tech	30	385	600	.642
11	Clemson	32	432	719	.601

## FIELD GOAL PCT.

#	Team	G	FG	FGA	Pct
1	North Carolina	37	1128	2260	.499
2	Wake Forest	33	965	1966	.491
3	NC State	35	871	1915	.455
4	Florida State	31	756	1671	.452
5	Georgia Tech	32	849	1877	.452
6	Duke	33	853	1915	.445
7	Clemson	32	832	1878	.443
8	Maryland	32	920	2094	.439
9	Miami	29	761	1768	.430
10	Virginia	29	745	1736	.429
11	Virginia Tech	30	752	1761	.427

## FIELD GOAL PCT DEFENSE

#	Team	G	FG	FGA	Pct
1	Duke	33	783	2006	.390
2	Georgia Tech	32	735	1882	.391
3	North Carolina	37	913	2274	.401
4	Maryland	32	854	2096	.407
5	Miami	29	724	1700	.426
6	Florida State	31	746	1736	.430
7	NC State	35	804	1860	.432
8	Wake Forest	33	870	1996	.436
9	Clemson	32	771	1764	.437
10	Virginia Tech	30	723	1628	.444
11	Virginia	29	764	1704	.448

## 3-POINT FG PCT.

#	Team	G	FG	FGA	Pct
1	North Carolina	37	277	687	.403
2	Wake Forest	33	251	629	.399
3	Duke	33	290	763	.380
4	NC State	35	294	795	.370
5	Florida State	31	200	557	.359
6	Miami	29	197	561	.351
7	Virginia Tech	30	167	477	.350
8	Georgia Tech	32	190	570	.333
9	Clemson	32	198	596	.332
10	Maryland	32	160	542	.332
11	Virginia	29	189	572	.330

## 3-POINT FG PCT DEFENSE

#	Team	G	FG	FGA	Pct
1	Duke	33	128	418	.306
2	Georgia Tech	32	202	641	.315
3	Florida State	31	229	677	.338
4	North Carolina	37	284	834	.341
5	Maryland	32	239	695	.344
6	NC State	35	198	571	.347
7	Virginia Tech	30	192	551	.348
8	Miami	29	236	653	.361
9	Clemson	32	182	497	.366
10	Wake Forest	33	254	687	.370
11	Virginia	29	223	592	.377

## REBOUNDING OFFENSE

#	Team	G	Reb	Avg/G
1	Maryland	32	1385	43.3
2	North Carolina	37	1499	40.5
3	Wake Forest	33	1315	39.8
4	Miami	29	1147	39.6
5	Georgia Tech	32	1248	39.0
6	Duke	33	1261	38.2
7	Clemson	32	1188	37.1
8	Virginia	29	1034	35.7
9	Virginia Tech	30	1012	33.7
10	Florida State	31	1028	33.2
11	NC State	35	1121	32.0

## REBOUNDING DEFENSE

#	Team	G	Reb	Avg/G
1	Wake Forest	33	1081	32.8
2	North Carolina	37	1222	33.0
3	NC State	35	1200	34.3
4	Florida State	31	1070	34.5
5	Clemson	32	1122	35.1
6	Miami	29	1024	35.3
7	Georgia Tech	32	1170	36.6
8	Duke	33	1208	36.6
9	Virginia Tech	30	1113	37.1
10	Virginia	29	1093	37.7
11	Maryland	32	1278	39.9

## REBOUNDING MARGIN

#	Team	G	TEAM	Avg	OPP	Avg	Margin
1	North Carolina	37	1499	40.5	1222	33.0	+7.5
2	Wake Forest	33	1315	39.8	1081	32.8	+7.1
3	Miami	29	1147	39.6	1024	35.3	+4.2
4	Maryland	32	1385	43.3	1278	39.9	+3.3
5	Georgia Tech	32	1248	39.0	1170	36.6	+2.4
6	Clemson	32	1186	37.1	1122	35.1	+2.0
7	Duke	33	1261	38.2	1208	36.6	+1.6
8	Florida State	31	1028	33.2	1070	34.5	-1.4
9	Virginia	29	1034	35.7	1093	37.7	-2.0
10	NC State	35	1121	32.0	1200	34.3	-2.3
11	Virginia Tech	30	1012	33.7	1113	37.1	-3.4

## BLOCKED SHOTS

#	Team	G	Blocks	Avg/G
1	Duke	33	220	6.67
2	Maryland	32	200	6.25
3	Clemson	32	166	5.19
4	Georgia Tech	32	162	5.06
5	Miami	29	139	4.79
6	Virginia Tech	30	141	4.70
7	NC State	35	156	4.46
8	North Carolina	37	142	3.84
9	Virginia	29	105	3.62
10	Wake Forest	33	118	3.58
11	Florida State	31	100	3.23

## ASSISTS

#	Team	G	Assists	Avg/G
1	North Carolina	37	706	19.08
2	Wake Forest	33	531	16.09
3	Maryland	32	499	15.59
4	NC State	35	529	15.11
5	Georgia Tech	32	471	14.72
6	Clemson	32	463	14.47
7	Virginia Tech	30	397	13.23
8	Duke	33	421	12.76
9	Florida State	31	394	12.71
10	Virginia	29	364	12.55
11	Miami	29	337	11.62

## STEALS

#	Team	G	Steals	Avg/G
1	Clemson	32	319	9.97
2	North Carolina	37	362	9.78
3	Virginia Tech	30	272	9.07
4	Duke	33	287	8.70
5	Wake Forest	33	284	8.61
6	Maryland	32	267	8.34
7	Georgia Tech	32	265	8.28
8	NC State	35	260	7.43
9	Miami	29	209	7.21
10	Florida State	31	216	6.97
11	Virginia	29	200	6.90

## TURNOVER MARGIN

#	Team	G	TEAM	Avg	DPP	Avg	Margin
1	Virginia Tech	30	396	13.2	528	17.6	+4.40
2	NC State	35	435	12.4	534	15.3	+2.83
3	North Carolina	37	594	16.1	658	17.8	+1.73
4	Duke	33	454	13.8	511	15.5	+1.73
5	Miami	29	376	13.0	398	13.7	+0.76
6	Clemson	32	565	17.7	589	18.4	+0.75
7	Maryland	32	513	16.0	526	16.5	+0.47
8	Virginia	29	397	13.7	410	14.1	+0.45
9	Georgia Tech	32	483	15.1	496	15.5	+0.41
10	Wake Forest	33	484	14.7	496	15.0	+0.36
11	Florida State	31	496	16.0	454	14.6	-1.35

## ASSIST/TURNOVER RATIO

#	Team	G	Asst	Avg	Turn	Avg	Ratio
1	NC State	35	529	15.1	435	12.4	1.22
2	North Carolina	37	706	19.1	594	16.1	1.19
3	Wake Forest	33	531	16.1	484	14.7	1.10
4	Virginia Tech	30	397	13.2	396	13.2	1.00
5	Georgia Tech	32	471	14.7	483	15.1	0.98
6	Maryland	32	499	15.6	513	16.0	0.97
7	Duke	33	421	12.8	454	13.8	0.93
8	Virginia	29	364	12.6	397	13.7	0.92
9	Miami	29	337	11.6	376	13.0	0.90
10	Clemson	32	463	14.5	565	17.7	0.82
11	Florida State	31	394	12.7	496	16.0	0.79

# ACC HONORS

## ALL-ACC FIRST TEAM

(First-team votes)

J.J. Redick, Jr., Duke	(121)	363
Chris Paul, So., Wake Forest	(113)	355
Sean May, Jr., North Carolina	(111)	353
Shelden Williams, Jr., Duke	(111)	353
Raymond Felton, Jr., North Carolina	(82)	311

## ALL-ACC SECOND TEAM

Guillermo Diaz, So., Miami	(19)	243
Julius Hodge, Sr., NC State	(22)	227
Eric Williams, Jr., Wake Forest	(7)	222
Jarrett Jack, Jr., Georgia Tech	(3)	200
Justin Gray, Jr., Wake Forest	(2)	184

## ALL-ACC THIRD TEAM

Rashad McCants, Jr., North Carolina	(7)	170
Sharrad Ford, Sr., Clemson	(1)	131
Nik Caner-Medley, Jr., Maryland	(0)	110
Daniel Ewing, Sr., Duke	(0)	102
Jawad Williams, Sr., North Carolina	(0)	83

## HONORABLE MENTION

Zabian Dowdell, So., Virginia Tech	64
John Gilchrist, Jr., Maryland	50
Robert Hite, Jr., Miami	27
Marvin Williams, Fr., North Carolina	25

## PLAYER OF THE YEAR

J.J. Redick, Jr., Duke

## COACH OF THE YEAR

Seth Greenberg, Virginia Tech

## ALL-TOURNAMENT TEAMS

First Team
J.J. Redick, Duke
Shelden Williams, Duke
Daniel Ewing, Duke
Will Bynum, Georgia Tech
Raymond Felton, North Carolina

## Second Team

Jarrett Jack, Georgia Tech
Ilian Evlímov, NC State
Julius Hodge, NC State
Shawn Robinson, Clemson
J.R. Reynolds, Virginia

## TOURNAMENT MVP

J.J. Redick, Duke

## ALL-FRESHMAN TEAM

Marvin Williams, North Carolina	121
Sean Singletary, Virginia	119
Cliff Hammonds, Clemson	107
DeMarcus Nelson, Duke	77
Deron Washington, Virginia Tech	66
HM - Andrew Brackman, NC State	50

## FRESHMAN OF THE YEAR



# ACC COMPOSITE SCHEDULE

## THURSDAY, NOVEMBER 10

Radford at Virginia Tech	7:00
NABC Classic	
Mississippi Valley State at Wake Forest	7:30
2K Sports College Hoops Classic	

## FRIDAY, NOVEMBER 11

TBA at Wake Forest in 2K Sports Classic	TBA
---	-----

## SATURDAY, NOVEMBER 12

Bowling Green at Virginia Tech	1:00
NABC Classic	

## SUNDAY, NOVEMBER 13

Western Carolina at Virginia Tech	3:00
NABC Classic	
Miami vs. Texas-Arlington	5:00
BCA Classic, Seattle, Wash	

## MONDAY, NOVEMBER 14

Boston University at Duke	ESPN2	7:30
Pre-Season NIT		
Miami in BCA Classic		TBA
Seattle, Washington		

## TUESDAY, NOVEMBER 15

Miami in BCA Classic, Seattle	FS-NW	TBA
-------------------------------	-------	-----

## WEDNESDAY, NOVEMBER 16

TBA at Duke in Pre-Season NIT	ESPN	7:30
-------------------------------	------	------

## THURSDAY, NOVEMBER 17

Wake Forest in 2K Sports Classic	ESPN2	TBA
Madison Square Garden, New York, N.Y.		

## FRIDAY, NOVEMBER 18

Wake Forest in 2K Sports Classic	ESPN2	TBA
Madison Square Garden, New York, N.Y.		
Mt. St. Mary's at Virginia Tech	CSN/NESN	6:00
UNCA at Georgia Tech		7:00
Stetson at NC State		7:00
Hispanic College Fund, Raleigh, N.C.		
Liberty at Virginia		7:00
Dartmouth at Boston College		7:00
Bethune-Cookman at Clemson		7:30
Fairleigh-Dickinson at Maryland	CSN/NESN	8:00

## SATURDAY, NOVEMBER 19

Davidson at Duke	ESPN2	5:00
The Citadel at NC State		6:00
Hispanic College Fund, Raleigh, N.C.		
Florida State at Jacksonville	FS-FL	7:00
Gardner-Webb at North Carolina		7:00
Morgan State at Miami		7:30

## SUNDAY, NOVEMBER 20

Delaware at NC State		2:00
Hispanic College Fund, Raleigh, N.C.		
Boston College in Vegas Invitational		2:00
Chestnut Hill, Mass.		

## MONDAY, NOVEMBER 21

Maryland vs. Gonzaga	ESPN2	5:00
Maui Tournament, Maui, Hawaii		
Alcorn State at Florida State		7:00
Elon at Georgia Tech		7:00
Marshall at Virginia Tech		7:00
UNC-Asheville at Wake Forest		7:00
Coppin State at Clemson		8:00

## KEY

CSN - Comcast Sports Net, CSS - College Sports South, ESPN-C - ESPN Classic, FSN-FL - Fox Sports Florida, FS-NW - Fox Sports Northwest, FSN - Fox Sports Net & Affiliates, FSNS - Fox Sports Net South, NESN - New England Sports Network, RSN - Regional Sports Network • denotes RJ-split • All Times Eastern

## TUESDAY, NOVEMBER 22

Boston College in Vegas Invitational		7:00
Chestnut Hill, Mass.		
North Carolina A&T at Miami		7:30
Virginia at Richmond		7:30
Cleveland State at North Carolina	ESPNU	9:00
Maryland in Maui Tournament	ESPN	TBA

## WEDNESDAY, NOVEMBER 23

Duke in Pre-Season NIT	ESPN2	TBA
South Carolina State at Clemson		7:30
VMI at NC State		7:30
Maryland in Maui Tournament	ESPN	TBA

## FRIDAY, NOVEMBER 25

Duke in Pre-Season NIT	ESPN2	TBA
Illinois-Chicago at Georgia Tech	FSNS	6:30
Morgan State at Virginia Tech		7:00
Appalachian State at Wake Forest		7:00
Florida State at Florida	FS-FL	7:30
UC-Santa Barbara at North Carolina	FSNS	8:30
Boston College in Vegas Invitational		TBA
Las Vegas, Nev.		

## SATURDAY, NOVEMBER 26

Clemson vs. Charleston Southern		7:00
Charleston (S.C.) Coliseum		
NC State vs. Notre Dame	FSN	7:00
Wooden Tradition, Indianapolis, Ind.		
Boston College in Vegas Invitational		TBA
Las Vegas, Nev.		

## SUNDAY, NOVEMBER 27

Miami at Temple	FS-FL/NESN	1:00
Nicholls State at Maryland	CSN	2:00
Virginia at Arizona	FSN	7:00

## ACC-BIG TEN CHALLENGE

### MONDAY, NOVEMBER 28

Virginia Tech at Ohio State	ESPN2	7:30
-----------------------------	-------	------

### TUESDAY, NOVEMBER 29

Wisconsin at Wake Forest	ESPN	7:00
Purdue at Florida State	ESPN2	7:30
Clemson at Penn State	ESPNU	8:00
Illinois at North Carolina	ESPN	9:00
Miami at Michigan	ESPN2	9:30

### WEDNESDAY, NOVEMBER 30

Georgia Tech at Michigan State	ESPN	7:00
Minnesota at Maryland	ESPN2	7:30
Northwestern at Virginia	ESPNU	8:00
Duke at Indiana	ESPN	9:00
NC State at Iowa	ESPN2	9:30

### FRIDAY, DECEMBER 2

LA-Monroe at Florida State	FS-FL/NESN	8:00
----------------------------	------------	------

### SATURDAY, DECEMBER 3

North Carolina at Kentucky	CBS	12:00
Elon vs. Wake Forest		2:00
Greensboro (N.C.) Coliseum		
South Carolina at Clemson	FSNS/NESN	4:00
Sacred Heart at Boston College		7:00
Birmingham-Southern at Miami		7:30

### SUNDAY, DECEMBER 4

Virginia at Georgia Tech	FSN	5:30
Virginia Tech at Duke	FSN	8:00

### MONDAY, DECEMBER 5

George Washington vs. Maryland	RSN	9:00
BB&T Classic, MCI Center, Washington, D.C.		

## TUESDAY, DECEMBER 6

Wofford at Clemson		7:30
Michigan State vs. Boston College	ESPN	9:30
Jimmy V Classic, Madison Square Garden		

## WEDNESDAY, DECEMBER 7

Pennsylvania at Duke	ESPN2	7:00
Texas Southern at Florida State		7:00
Georgia Tech at Georgia	FSNS	7:00
North Carolina A&T at Virginia Tech		7:00
Fordham at Virginia		7:00
Western Carolina at Maryland		8:00
St. Louis at North Carolina	ESPN2	9:00

## FRIDAY, DECEMBER 9

East Tennessee State at Clemson		7:00
---------------------------------	--	------

## SATURDAY, DECEMBER 10

Texas vs. Duke	CBS	1:30
The Meadowslands, E. Rutherford, N.J.		
Appalachian State at NC State(Reynolds Coliseum)		2:00
Tennessee State at Georgia Tech		3:00
St. John's at Virginia Tech	FSN	4:00
Wofford at Miami	FS-FL	7:30

## SUNDAY, DECEMBER 11

Boston College at Maryland	FSN	8:00
----------------------------	-----	------

## TUESDAY, DECEMBER 13

DePaul at Wake Forest	ESPN	9:00
-----------------------	------	------

## WEDNESDAY, DECEMBER 14

UNC-Asheville at NC State		7:00
---------------------------	--	------

## SATURDAY, DECEMBER 17

Princeton at Wake Forest	ESPN2	4:00
Florida State vs. Bowling Green	CSS	6:30
Coors Classic, Mobile, Ala		
Santa Clara at North Carolina	FSNS/CSN	8:00
Virginia at Gonzaga	FS-NW/CSN	10:30

## SUNDAY, DECEMBER 18

Virginia Tech vs. Stanford	ESPN	am12:30
Las Vegas (Nev.) Shootout		
Texas Southern at Boston College	FSN	3:30
Miami at NC State	FSN	5:30
Valparaiso at Duke	FSN	8:00

## MONDAY, DECEMBER 19

Clemson vs. University of Puerto Rico		am10:00
San Juan (P.R.) Shootout		

## TUESDAY, DECEMBER 20

Stetson at Florida State	FS-FL	7:00
Clemson in San Juan Shootout		TBA
San Juan (P.R.) Shootout		

## WEDNESDAY, DECEMBER 21

St. John's at Duke	ESPN2	6:00
North Carolina at Southern California	FSN	10:30
Clemson in San Juan Shootout		TBA

## THURSDAY, DECEMBER 22

Campbell at Florida State		7:00
Jacksonville at Georgia Tech		7:00
Wake Forest at Richmond	FSNS	7:00
Florida at Miami	FS-FL	7:00
Harvard at Boston College		7:00
NC State at Alabama	FSNS	9:00

## FRIDAY, DECEMBER 23

Loyola-Baltimore at Virginia		7:00
American at Maryland	CSN	8:00





## TUESDAY, DECEMBER 27

William & Mary at Virginia Tech	7:00
Boston College at Duquesne	7:05
Stetson at Miami	FS-FL 7:30

## WEDNESDAY, DECEMBER 28

Clemson at Georgia	FSNS 7:00
New Hampshire at NC State	7:00
UMBC vs. Virginia (Siegel Center, Richmond, Va.)	7:00
Delaware State at Maryland	*RJ 8:00
UNC-Asheville at North Carolina	*RJ 8:00
Georgia Tech at Air Force	FSNS 9:00

## FRIDAY, DECEMBER 30

Virginia Tech at Old Dominion	CSN 7:00
Charleston Southern at Wake Forest	7:00
Elon at Clemson	7:30

## SATURDAY, DECEMBER 31

G. Washington at NC State	FSNS/CSN/NESN 12:00
Boston College at Rhode Island	Cox3 1:00
UNC-Greensboro vs. Duke (Greensboro)	RJ 1:00
Florida State vs. Nebraska	FS-FL/NESN 1:30
Orange Bowl Doubleheader, Sunrise, Fla.	
VMI at Maryland	CSN 2:00
Hartford at Virginia	2:00
Louisville vs. Miami	FSN/NESN 4:00
Orange Bowl Doubleheader, Sunrise, Fla.	
Bethune-Cookman at Georgia Tech	5:00

## MONDAY, JANUARY 2

Virginia Tech at James Madison	CSN/FS-FL 4:00
Bucknell at Duke	ESPN 4:30
Sacred Heart at Miami	7:30
Virginia at Western Kentucky	CSN 8:00

## TUESDAY, JANUARY 3

Vanderbilt at Georgia Tech	FSNS/CSN 5:00
Davidson at North Carolina	FSNS/FS-FL 7:00
UNC-Greensboro at NC State	7:00
Massachusetts at Boston College	NESN 7:00
East Carolina at Wake Forest	FSNS/FS-FL/NESN 9:00

## WEDNESDAY, JANUARY 4

Florida State at Clemson	7:30
Texas A&M Corpus at Maryland	8:00

## SATURDAY, JANUARY 7

Maryland at Miami	*RJ 12:00
Clemson at Virginia	*RJ 12:00
NC State at North Carolina	ESPN2 3:00
Virginia Tech at Florida State	7:00

## SUNDAY, JANUARY 8

Boston College at Georgia Tech	FSN 5:30
Duke at Wake Forest	FSN 8:00

## TUESDAY, JANUARY 10

North Carolina at Virginia Tech	ESPN2 7:30
Georgia Tech at Centenary	8:00
NC State at Boston College	RJ 9:00

## WEDNESDAY, JANUARY 11

Florida State at Virginia	7:00
Wake Forest at Clemson	ESPNU 7:00
Maryland at Duke	ESPN 9:00

## SATURDAY, JANUARY 14

Georgia Tech at NC State	RJ 12:00
Miami at North Carolina	ESPN2 12:00
Duke at Clemson	ESPN 2:00
Florida State at Boston College	2:00

## SUNDAY, JANUARY 15

Virginia at Virginia Tech	RJ 4:00
Wake Forest at Maryland	FSN 7:30

## TUESDAY, JANUARY 17

Boston College at Holy Cross	NESN 7:00
------------------------------	-----------

## WEDNESDAY, JANUARY 18

NC State at Duke	ESPN 7:00
Clemson at Miami	7:30
Georgia Tech at Wake Forest	RJ 9:00

## THURSDAY, JANUARY 19

North Carolina at Virginia	ESPN 7:00
----------------------------	-----------

## SATURDAY, JANUARY 21

Clemson at Georgia Tech	RSN 12:00
Duke at Georgetown (MCI Center)	CBS 1:30
Wake Forest at NC State	RJ 4:00
Virginia Tech at Maryland	*RJ 8:00
Boston College at Miami	*RJ 8:00

## SUNDAY, JANUARY 22

North Carolina at Florida State	FSN 6:30
---------------------------------	----------

## TUESDAY, JANUARY 24

Florida St. at Wake Forest	FSNS/FS-FL/CSN 7:00
Miami at Virginia	ESPNU 9:00

## WEDNESDAY, JANUARY 25

Maryland at Georgia Tech	ESPN 7:00
Seton Hall at NC State	ESPN-TBA 7:00
Boston College at North Carolina	RJ 9:00

## THURSDAY, JANUARY 26

Duke at Virginia Tech	ESPN 7:00
-----------------------	-----------

## SATURDAY, JANUARY 28

Arizona at North Carolina	CBS 1:00
Maryland at Temple	ESPN2 2:00
Virginia Tech at Wake Forest	RJ 3:00
Virginia at Duke	ESPN 7:00

## SUNDAY, JANUARY 29

NC State at Clemson	RJ 1:30
Miami at Florida State	RJ 4:00
Georgia Tech at Boston College	FSN 5:30

## TUESDAY, JANUARY 31

Georgia Tech at Virginia Tech	RSN 7:00
Wake Forest at Miami	RSN 9:00

## WEDNESDAY, FEBRUARY 1

Clemson at Florida State	7:00
Virginia at NC State	RSN 7:00
Duke at Boston College	ESPN 9:00

## THURSDAY, FEBRUARY 2

North Carolina at Maryland	ESPN 7:00
----------------------------	-----------

## SATURDAY, FEBRUARY 4

Florida State at Duke	FSNS/FS-FL/CSN 12:00
Miami at Georgia Tech	*RJ 1:30
Wake Forest at Virginia	*RJ 1:30
Clemson at North Carolina	RJ 4:00
Boston College at Virginia Tech	7:00

## SUNDAY, FEBRUARY 5

Maryland at NC State	FSN 2:00
----------------------	----------

## TUESDAY, FEBRUARY 7

Virginia at Maryland	RSN 7:00
Duke at North Carolina	RJ/ESPN 9:00

## WEDNESDAY, FEBRUARY 8

NC State at Miami	ESPNU 7:00
Boston College at Wake Forest	ESPN2 7:30
Virginia Tech at Clemson	7:30

## THURSDAY, FEBRUARY 9

Georgia Tech at Florida State	ESPNU 7:00
-------------------------------	------------

## SATURDAY, FEBRUARY 11

Duke at Maryland	CBS 1:00
Charlotte at Wake Forest	ABC 3:30
Clemson at Boston College	*RJ 8:00
Virginia Tech at Virginia	*RJ 8:00

## SUNDAY, FEBRUARY 12

NC State at Georgia Tech	RJ 1:00
Massachusetts at Florida State	FSN 5:30
North Carolina at Miami	FSN 8:00

## MONDAY, FEBRUARY 13

Stony Brook at Boston College	7:00
-------------------------------	------

## TUESDAY, FEBRUARY 14

Maryland at Clemson	*RJ 8:00
Wake Forest at Duke	*RJ 8:00

## WEDNESDAY, FEBRUARY 15

Georgia Tech at North Carolina	ESPN 7:00
Longwood at Virginia	7:00
Florida State at NC State	ESPNU 7:00

## THURSDAY, FEBRUARY 16

Miami at Boston College	RSN 7:00
-------------------------	----------

## SATURDAY, FEBRUARY 18

NC State at Virginia Tech	ABC 1:00
Virginia at Florida State	*RJ 4:00
Georgia Tech at Maryland	*RJ 4:00

## SUNDAY, FEBRUARY 19

North Carolina at Wake Forest	ABC 1:30
Miami at Duke	FSN 5:30

## TUESDAY, FEBRUARY 21

Boston College at Virginia	RSN 7:00
----------------------------	----------

## WEDNESDAY, FEBRUARY 22

Duke at Georgia Tech	ESPN 7:00
Clemson at Wake Forest	7:00
Virginia Tech at Miami	ESPNU 7:00
Maryland at Florida State	*RJ 9:00
North Carolina at NC State	*RJ 9:00

## SATURDAY, FEBRUARY 25

Wake Forest at Georgia Tech	ABC 1:00
Virginia at Clemson	2:00
Duke at Temple	ESPN 2:30
Boston College at NC State	CBS 3:45
Florida State at Virginia Tech	ESPNU 7:00

## SUNDAY, FEBRUARY 26

Maryland at North Carolina	FSN 5:30
----------------------------	----------

## TUESDAY, FEBRUARY 28

Wake Forest at Boston College	RSN 7:00
-------------------------------	----------

## WEDNESDAY, MARCH 1

Duke at Florida State	ESPN 7:00
Clemson at Virginia Tech	7:00
Miami at Maryland	RJ 9:00
Virginia at North Carolina	RJ 9:00

## SATURDAY, MARCH 4

Virginia Tech at Boston College	RJ 12:00
Georgia Tech at Clemson	RJ 2:00
NC State at Wake Forest	CBS 4:00
North Carolina at Duke	ESPN 9:00

## SUNDAY, MARCH 5

Florida State at Miami	RJ 1:00
Maryland at Virginia	FSN 3:30



# EA SPORTS MAUI INVITATIONAL POTENTIAL OPPONENTS

## ARIZONA WILDCATS GENERAL INFORMATION

Location: Tucson, Ariz.  
Enrollment: 37,000  
Colors: Cardinal and Navy  
Conference: Pacific-10  
Nickname: Wildcats  
President: Dr. Peter Likins  
Athletics Director: Jim Livengood

### COACHING STAFF

Head Coach: Lute Olson (Augsburg, '56)  
Career Record/Yrs: 741-256/32  
Record at Arizona/Yrs: 549-164/22  
Assistant Coaches: Jim Rosborough, Josh Pastner, Miles Simon

### 2004-05

Overall Record: 30-7  
Conference Record/Finish: 15-3 / 1st (Pac-10)  
Final Rankings: No. 8 in AP, No. 6 in ESPN/USA Today poll  
Postseason: 3-1, Lost to Illinois, 90-89 (ot), in Chicago Regional final

### MEDIA SERVICES

Basketball SID: Richard Paige  
Office Phone: 520-621-4163  
E-Mail: rpaige@email.arizona.edu  
Office Fax: 520-621-2681  
Website: www.arizonaathletics.com

### SERIES INFORMATION

Series Record: Arizona leads, 3-0  
Last Meeting: Arizona won 71-67 in Coaches vs. Cancer Classic on 11/8/01 (New York)

## ARKANSAS RAZORBACKS GENERAL INFORMATION

Location: Fayetteville, Ark.  
Enrollment: 17,821  
Colors: Cardinal and White  
Conference: Southeastern  
Nickname: Razorbacks  
Chancellor: Dr. John A. White  
Athletics Director: Frank Broyles

### COACHING STAFF

Head Coach: Stan Heath (Eastern Michigan '88)  
Career Record/Yrs: 69-53/4  
Record at Arkansas/Yrs: 39-47/3  
Assistant Coaches: Ronny Thompson, Dan Hipsher, Oronde Taliaferro, Darren Sorenson

### 2004-05

Overall Record: 18-10  
Conference Record/Finish: 6-10 / 4th (SEC West)  
Final Rankings: None  
Postseason: None

### MEDIA SERVICES

Basketball SID: Robby Edwards  
Office Phone: 479-575-2751  
E-Mail: robbye@uark.edu  
Office Fax: 479-575-7481  
Website: www.hogwired.com

### SERIES INFORMATION

Series Record: Series tied, 1-1  
Last Meeting: Arkansas won, 73-68, on 12/10/88 (Fayetteville)

## CHAMINADE SILVERWORDS GENERAL INFORMATION

Location: Honolulu, Hawaii  
Enrollment: 1,100  
Colors: Royal Blue and White  
Conference: Pacific West (NCAA Division II)  
Nickname: Silverwords  
President: Dr. Sue Wesselkamper  
Athletics Director: Matt Mahar

### COACHING STAFF

Head Coach: Matt Mahar (Johnson State '96)  
Career Record/Yrs: First season  
Record at Chaminade/Yrs: First season  
Assistant Coaches: Maurice Maggolino, Darrell Matsui, Corey O'Dell

### 2004-05

Overall Record: 16-11  
Conference Record/Finish: 8-7 / 4th (Pac West)  
Final Rankings: None  
Postseason: None

### MEDIA SERVICES

Basketball SID: Maurice Maggolino  
Office Phone: 808-735-4748  
E-Mail: mmaggjol@chaminade.edu  
Office Fax: 808-739-4695  
Website: www.goswords.com

### SERIES INFORMATION

Series Record: Maryland leads, 1-0  
Last Meeting: Maryland won, 95-67, on 11/21/94 at Maui Invitational

## CONNECTICUT HUSKIES GENERAL INFORMATION

Location: Storrs, Conn.  
Enrollment: 27,579  
Colors: National Flag Blue and White  
Conference: Big East  
Nickname: Huskies  
President: Dr. Philip E. Austin  
Athletics Director: Jeffrey Hathaway

### COACHING STAFF

Head Coach: Jim Calhoun (American International '68)  
Career Record/Yrs: 703-310/33  
Record at Connecticut/Yrs: 455-173/19  
Assistant Coaches: Tom Moore, George Blaney, Andre LaFleur

### 2004-05

Overall Record: 23-8  
Conference Record/Finish: 13-3 / T1st (Big East)  
Final Rankings: No. 13 in AP, No. 17 in ESPN/USA Today poll  
Postseason: 1-1, Lost to NC State, 65-62, in NCAA Second Round

### MEDIA SERVICES

Basketball SID: Kyle Muncy  
Office Phone: 860-486-3531  
E-Mail: kyle.muncy@uconn.edu  
Office Fax: 860-486-5085  
Website: www.uconnhuskies.com

### SERIES INFORMATION

Series Record: Connecticut leads, 3-2  
Last Meeting: Maryland won, 90-82, on 3/24/02 at the NCAA East Regional (Syracuse, N.Y.)

## KANSAS JAYHAWKS GENERAL INFORMATION

Location: Lawrence, Kan.  
Enrollment: 28,849  
Colors: Crimson and Blue  
Conference: Big 12  
Nickname: Jayhawks  
Chancellor: Dr. Robert Hemenway  
Athletics Director: Lew Perkins

### COACHING STAFF

Head Coach: Bill Self (Oklahoma State '85)  
Career Record/Yrs: 254-121/12  
Record at Kansas/Yrs: 47-16/2  
Assistant Coaches: Tim Jankovich, Joe Dooley, Kurtis Townsend

### 2004-05

Overall Record: 23-7  
Conference Record/Finish: 12-4 / T1st (Big 12)  
Final Rankings: No. 12 in AP, No. 15 in ESPN/USA Today poll  
Postseason: 0-1, Lost 64-63 to Bucknell in NCAA First Round

### MEDIA SERVICES

Basketball SID: Chns Theisen  
Office Phone: 785-864-3417  
E-Mail: theisen@ku.edu  
Office Fax: 785-864-7944  
Website: www.kuathletics.com

### SERIES INFORMATION

Series Record: Kansas leads, 3-2  
Last Meeting: Maryland won, 97-88, on 3/30/02 in NCAA Semifinal (Atlanta)

## MICHIGAN STATE SPARTANS GENERAL INFORMATION

Location: East Lansing, Mich.  
Enrollment: 43,836  
Colors: Green and White  
Conference: Big Ten  
Nickname: Spartans  
President: Dr. LouAnna K. Simon  
Athletics Director: Ron Mason

### COACHING STAFF

Head Coach: Tom Izzo (Northern Michigan '77)  
Career Record/Yrs: 233-97/10  
Record at Michigan State/Yrs: 233-97/10  
Assistant Coaches: Jim Boylen, Mark Montgomery, Dwayne Stephens

### 2004-2005

Overall Record: 26-7  
Conference Record: 13-3 / 2nd  
Final Rankings: No. 13 in AP, No. 4 in ESPN/USA Today poll  
Postseason: 4-1, Lost to North Carolina, 87-71, in NCAA Semifinal

### MEDIA SERVICES

Basketball SID: Becky Olsen  
Office Phone: 517-355-2271  
E-Mail: beckyo@ath.msu.edu  
Office Fax: 517-353-9636  
Website: www.msuspartans.com

### SERIES INFORMATION

Series Record: Michigan State leads, 2-0  
Last Meeting: Michigan State won, 60-58, on 3/28/03 in NCAA Tournament (San Antonio, Texas)



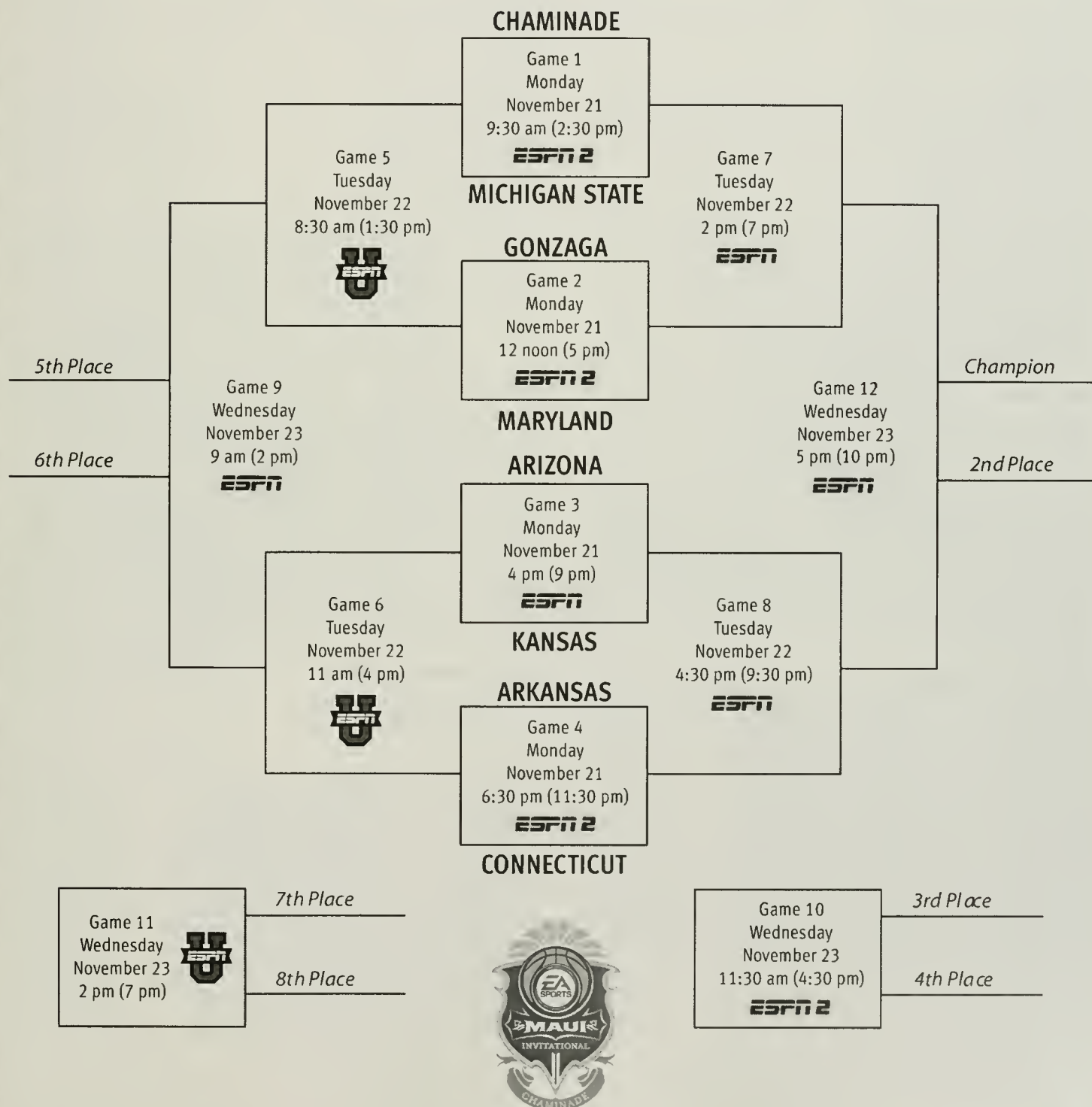


MEN'S  
**Bb**  
BASKETBALL

22nd Annual  
**EA SPORTS**  
**MAUI INVITATIONAL**

HOSTED BY CHAMINADE UNIVERSITY

November 21, 22 and 23, 2005 • Lahaina Civic Center, Maui, HI



All games Hawaiian time (Eastern time in parentheses).

Game times subject to change. Home team in bottom half of bracket. Chaminade is always the home team.




## AMERICAN EAGLES



Jeff Jones



DEC. 23, 2005  
COLLEGE PARK, MD.



Andre Ingram

## GENERAL INFORMATION

Location: Washington, D.C.  
Enrollment: 5,500  
Founded: 1893  
Colors: AU Red and Blue  
Conference: Patriot League  
Nickname: Eagles  
Home Arena: Bender Arena (45,000)  
President: Dr. Benjamin Ladner  
Athletics Director: Joni Comstock

## COACHING STAFF

Head Coach: Jeff Jones (Virginia '82)  
Career Record/Yrs: 75-71/5  
Best Time to Reach: Contact Media Relations Office  
Office Phone: 202-885-3010  
Assistant Coaches: Kelvin Jefferson (Southern Connecticut St. '95), Kieran Donohue (Virginia '97), Greg Lyons (Virginia '01)

## 2004-2005

Overall Record: 16-12  
Conference Record: 8-6 / 3rd (Patriot)  
Final Ranking: None  
Postseason: None


## MEDIA SERVICES

Basketball SID: Shaun May  
Office Phone: 202-885-3079  
Cell: 484-433-0074  
E-Mail: smay@american.edu  
Office Fax: 202-885-3033  
Press Row Phone: 202-885-8232  
Website: www.aueagles.com

## 2005-2006 ROSTER

No.	Player	Pos.	Ht.	Wt.	Yr.	Hometown	PPG	RPG	APG
0	Lewis, Sekou	F	6-5		JR	Cleveland, Ohio	2.4	2.7	0.9
3	Derrick Mercer	G	5-9		FR	Jersey City, N.J.	-	-	-
4	Billbe, Brayden	C	6-10		JR	Mercer Island, Wa.	2.5	2.7	0.3
5	Garrison Carr	G	5-11		FR	Bellevue, Wash.	-	-	-
11	Weinstein, Craig	G	5-11		SR	Tarzana, Calif.	0.4	0.4	0.5
13	Joneliunas, Paulius	C	6-11		JR	Vilnius, Lithuania	-	-	-
14	Brian Gilmore	F	6-8		FR	Chesapeake, Va.	-	-	-
15	Gary Garriss	F	6-5		FR	Ledgewood, N.J.	-	-	-
20	Ingram, Andre	G	6-3		JR	Richmond, Va.	15.3	4.3	2.1
21	Eitutavicius, Arvydas	G	6-2		JR	Klaipeda, Lithuania	1.4	0.4	0.1
25	Penny, Romone	G	5-11		SO	Minneapolis, Minn.	-	-	-
32	Gubunda, Cornelio	F	6-9		SO	Maputo, Mozambique	-	-	-
34	Lay, Travis	F	6-5		SO	Rockville, Md.	0.6	0.6	0.0
43	Lekavicius, Linas	G	5-11		JR	Silale, Lithuania	6.7	3.9	3.9
44	Jordan Nichols	F	6-5		FR	Glen Dale, Md.	-	-	-


## BOSTON COLLEGE EAGLES



Al Skinner



DEC. 11, 2005  
COLLEGE PARK, MD.



Craig Smith

## GENERAL INFORMATION

Location: Chestnut Hill, Mass.  
Enrollment: 15,700  
Founded: 1863  
Colors: Maroon and Gold  
Conference: Atlantic Coast  
Nickname: Eagles  
Home Arena: Conte Forum (8,606)  
President: William P. Leahy, S.J.  
Athletics Director: Gene DeFilippo

## COACHING STAFF

Head Coach: Al Skinner (Massachusetts '74)  
Career Record/Yrs: 122-95/7 at BC, 260-221/16  
Best Time to Reach: Contact SID  
Office Phone: 617-552-3006  
Assistant Coaches: Bill Coen (Hamilton '83), Ed Cooley (Stonehill '94), Pat Duquette (Williams '93)

## 2004-2005

Overall Record: 25-5  
Conference Record: 13-3 / 1st (Big East)  
Final Ranking: 7th in AP; 19th in USA Today/ESPN  
Postseason: 1-1, Lost to Wis.-Milwaukee, 83-75, in NCAA Second Round

## MEDIA SERVICES

Basketball SID: Dick Kelley  
Office Phone: 617-552-3004  
Home: 617-244-7087  
E-Mail: kelleyr@bc.edu  
Office Fax: 617-552-4903  
Press Row Phone: 617-552-8989  
Website: www.bceagles.com

## SERIES INFORMATION

Series Record: Maryland leads, 3-1  
Last Meeting: BC won 100-85 in ACC/Big East Challenge, Richmond, Va., on 12/3/90

## 2005-2006 ROSTER

No.	Player	Pos.	Ht.	Wt.	Yr.	Hometown	PPG	RPG	APG
00	Marquez Haynes	G	6-3	185	FR	Irving, Texas	-	-	-
1	Craig Smith	F	6-7	250	SR	Los Angeles, Calif.	18.0	8.5	1.7
3	Jared Dudley	F	6-7	225	JR	San Diego, Calif.	16.5	7.5	3.2
4	Tyrese Rice	G	6-0	183	FR	Chesterfield, Va.	-	-	-
5	Akida McLain	F	6-8	220	SO	Pittsburgh, Penn.	3.9	2.6	0.1
11	Louis Hinnant	G	6-4	190	SR	Oxon Hill, Md.	5.3	2.3	4.8
21	Tyler Neville	G	6-3	200	SR	Ridgewood, N.J.	0.2	0.3	0.2
23	Sean Marshall	G/F	6-6	212	JR	Rialto, Calif.	-	-	-
25	Ten Dunlap	G	6-3	195	SR	Dallas, Texas	0.0	0.3	0.2
32	John Oates	F	6-10	255	SO	Hannan, N.Y.	0.8	1.2	0.0
33	Evan Neisler	F	6-7	205	FR	Raleigh, N.C.	-	-	-
44	Tyrelle Blair	C	6-11	230	JR	Monticello, Fla.	-	-	-
51	Sean Williams	F	6-10	230	SO	Houston, Texas	4.1	3.5	0.6



# CLEMSON TIGERS



Oliver Purnell



**FEB. 14, 2006**  
**CLEMSON, S.C.**



Shawan Robinson

## GENERAL INFORMATION

Location: Clemson, S.C.  
Enrollment: 15,873  
Founded: 1889  
Colors: Orange and Purple  
Conference: Atlantic Coast  
Nickname: Tigers  
Home Arena: Littlejohn Coliseum (10,000)  
President: James F. Barker  
Athletics Director: Terry Don Phillips

## COACHING STAFF

Head Coach: Oliver Purnell (Old Dominion '75)  
Career Record/Yrs: 266-209/16  
Best Time to Reach: Contact SID  
Office Phone: 864-656-1954  
Assistant Coaches: Ron Bradley, Frank Smith, Kevin Nickelberry

## 2004-2005

Overall Record: 16-15  
Conference Record/Finish: 5-11, 9th (ACC)  
Final Rankings: None  
Postseason: 0-1, Lost at Texas A&M, 82-74, in NIT First Round

## MEDIA SERVICES

Basketball SID: Tim Bourret  
Office Phone: 864-656-2114  
Home: 864-888-3490  
E-Mail: btimoth@clemson.edu  
Office Fax: 864-656-0299  
Press Row Phone: 864-654-3326  
Website: www.clemsonontigers.com

## SERIES INFORMATION

Series Record: Maryland leads, 84-45  
Last Meeting: Clemson won, 84-72, in ACC First Round, Washington, D.C., on 3/10/05

## 2005-2006 ROSTER

No.	Player	Pos	Ht.	Wt.	Yr	Hometown	PPG	RPG	APG
1	K.C. Rivers	G	6-5	180	FR	Charlotte, N.C.	-	-	-
3	Vernon Hamilton	G	6-0	192	JR	Richmond, Va.	6.8	2.6	2.9
4	Steve Allen	C	6-10	230	SR	Ft. Lauderdale, Fla.	1.0	1.1	0.1
12	Raymond Sykes	F	6-9	200	FR	Jacksonville, Fla.	6.8	3.7	0.9
20	Troy Mathis	G	6-0	200	RS FR	Raleigh, N.C.	-	-	-
22	Shawan Robinson	G	6-2	183	SR	Raleigh, N.C.	10.8	2.9	2.9
24	Matt Morris	F	6-5	200	SO	Georgetown, S.C.	0.6	0.2	0.1
25	Cliff Hammonds	G	6-3	175	SO	Cairo, Ga.	10.6	3.6	2.8
32	Sam Perry	F	6-5	190	SO	Piedmont, S.C.	4.0	2.7	1.0
33	Akin Akingbala	F	6-9	220	SR	Lagos, Nigeria	5.8	4.1	0.7
42	Julius Powell	F	6-7	190	FR	Newton, N.C.	-	-	-
44	James Mays	F	6-9	215	SO	Garner, N.C.	4.3	3.4	0.4


# DELAWARE ST. HORNETS



Greg Jackson



**DEC. 28, 2005**  
**COLLEGE PARK, MD.**



Jahsha Bluntt

## GENERAL INFORMATION

Location: Dover, Del.  
Enrollment: 3,200  
Founded: 1890  
Colors: Columbia Blue and Red  
Conference: Mid-Eastern Athletic Conference  
Nickname: Hornets  
Home Arena: Memorial Hall  
President: Dr. Allen Lee Sessoms  
Athletics Director: Chuck Bell

## COACHING STAFF

Head Coach: Greg Jackson (St. Paul's '80)  
Career Record/Yrs: 239-146/14  
Best Time to Reach: Contact SID  
Office Phone: 302-857-7559  
Assistant Coaches: Jarrell Wilkerson, Keith Walker, Arthur Tyson

## 2004-2005

Overall Record: 19-14  
Conference Record: 13-4 / T1st (MEAC)  
Final Ranking: None  
Postseason: 0-1, Lost to Duke, 57-46, in NCAA First Round

## MEDIA SERVICES

Basketball SID: Dennis Jones  
Office Phone: 302-857-6068  
Home: 302-736-0873  
E-Mail: djones@desu.edu  
Office Fax: 302-857-6069  
Press Row Phone:  
Website: www.dsc.edu/athletics

## SERIES INFORMATION

Series Record: Maryland leads, 3-0  
Last Meeting: Maryland won, 77-53, on 11/24/01 (College Park)

## 2005-2006 SCHEDULE

N19	at UCLA
N20-26	at South Padre Island Invitational
D3	at Northwestern
D5	at Jacksonville State
D7	at Michigan
D17	at Bradley
D22	at Marquette
D28	at Maryland
D30	Buffalo
J4	Coppin State
J7	South Carolina State
J9	North Carolina A&T
J14	at Howard
J16	at Maryland - Eastern Shore
J21	at Hampton
J23	at Norfolk State
J28	Florida A&M
J30	Bethune-Cookman
F4	at South Carolina State
F6	at North Carolina A&T
F11	Howard
F13	Maryland - Eastern Shore
F18	Hampton
F20	Norfolk State
F25	at Florida A&M
F27	at Bethune-Cookman
M1	at Morgan State

## 2005-2006 ROSTER

No.	Player	Pos.	Ht.	Wt.	Yr.	Hometown	PPG	RPG	APG
0	Darrin Shine	G	5-10	170	JR	Augusta, Ga.	29.8	6.0	2.3
4	Phillip Brown	G	6-3	170	FR	Aberdeen Md.	5.7	1.7	0.7
5	Elyon Bush	G/F	6-5	175	JR	Frederick, Md.	30.8	11.4	4.8
13	Caheem Broadus	G	6-2	175	SR	Brooklyn, N.Y.	12.2	2.6	0.9
20	Alain Walker	G	5-9	200	SO	Augusta, Ga.	2.3	0.6	0.0
21	Marcus Johnson	F	6-7	240	JR	Mitchellville, Md.	-	-	-
22	Melvin Smith	G	6-1	175	FR	Burlington, N.J.	4.2	0.0	0.6
23	Tracey Worley	G	6-4	190	SO	Philadelphia, Pa.	13.5	5.5	1.3
32	Quincy Marshall	G	5-10	160	SO	Philadelphia, Pa.	3.7	0.4	0.1
33	Jahsha Bluntt	G	6-6	220	JR	Los Angeles, Calif.	32.2	13.6	4.0
34	Aaron Fleetwood	F	6-9	215	JR	Raleigh, N.C.	13.3	2.4	2.4
35	Joe Dickens	G/F	6-7	195	JR	Baltimore, Md.	3.5	0.3	0.8
42	Troy Roundtree	F	6-5	225	JR	Philadelphia, Pa. 23.1	5.8	3.7	-
44	Rocky Miji	G/F	6-5	190	SR	Washington, D.C.	1.1	0.1	0.5
55	Frisco Sandidge	F	6-6	210	FR	Lynchburg, Va.	-	-	-



## DUKE BLUE DEVILS



Mike Krzyzewski

JAN. 11, 2006  
DURHAM, N.C.FEB. 11, 2006  
COLLEGE PARK, MD.

J.J. Redick

## GENERAL INFORMATION

Location: Durham, N.C.  
Enrollment: 6,347  
Founded: 1838  
Colors: Royal Blue and White  
Conference: Atlantic Coast  
Nickname: Blue Devils  
Home Arena: Cameron Indoor Stadium  
President: Dr. Richard H. Brodhead  
Athletics Director: Joe Alleva

## COACHING STAFF

Head Coach: Mike Krzyzewski (Army '69)  
Career Record/Yrs: 648-187/25  
Best Time to Reach: Contact SID  
Office Phone: 919-613-7500  
Assistant Coaches: Johnny Dawkins (Duke '86),  
Steve Wojciechowski (Duke '98), Chris Collins  
(Duke '96)

## 2004-2005

Overall Record: 27-6  
Conference Record/Finish: 11-5 / 3rd (ACC)  
Final Rankings: 5th in AP; 7th in USA Today/ESPN  
poll  
Postseason: 2-1, Lost to Michigan State, 78-68, in  
NCAA Regional Semifinal

## MEDIA SERVICES


Basketball SID: Jon Jackson  
Office Phone: 919-684-2633  
Home: 919-450-0887  
E-Mail: sid@duke.edu  
Office Fax: 919-684-2489  
Press Row Phone: 919-684-6186  
Website: www.GoDuke.com

## SERIES INFORMATION

Series Record: Duke leads, 99-58  
Last Meeting: Maryland won, 99-92 (ot), on 2/12/05  
(College Park)

## 2005-2006 ROSTER

No.	Player	Pos.	Ht.	Wt.	Yr.	Hometown	PPG	RPG	APG
2	Josh McRoberts	F	6-10	230	FR	Carmel Ind.	-	-	-
3	Greg Paulus	G	6-1	185	FR	Syracuse, N.Y.	-	-	-
4	J.J. Redick	G	6-4	190	SR	Roanoke, Vir.	21.8	3.3	2.6
5	Martynas Pocius	G	6-4	185	FR	Vilnius, Lithuania	15.3	3.2	4.0
12	Jordan Davidson	G	6-1	180	FR	Melbourne, Ark.	-	-	-
13	Lee Melchionni	F	6-6	205	SR	Lancaster, Penn.	7.7	3.4	0.9
14	David McClure	F	6-6	205	SO	Ridgefield, Conn.	1.7	1.4	0.4
15	Sean Dockery	G	6-2	185	SR	Chicago, Ill.	6.2	2.8	2.3
21	DeMarcus Nelson	G	6-3	195	SO	Elk Grove, Calif.	6.2	4.5	0.8
23	Shelden Williams	F	6-9	250	SR	Forest Park, Okla.	15.5	11.2	0.9
30	Joe Pagliuca	G	6-2	185	JR	Weston, Mass.	-	-	-
34	Jamal Boykin	F	6-7	230	FR	Los Angeles, Calif.	-	-	-
40	Ross Perkins	G	6-4	200	SR	Greensboro, N.C.	0.0	0.2	0.0
41	Patrick Davidson	G	6-0	190	JR	Melbourne, Ark.	0.2	0.2	0.1
45	Eric Boateng	C	6-10	255	FR	London, England	-	-	-
51	Patrick Johnson	F/C	6-9	250	SR	Atlanta, Ga.	0.4	1.1	0.2

FAIRLEIGH DICKINSON  
KNIGHTS

Tom Green

NOV. 18, 2005  
COLLEGE PARK, MD.

Gordon Klaiber

## GENERAL INFORMATION

Location: Teaneck, N.J.  
Enrollment: 5,080  
Founded: 1942  
Colors: Burgundy and Blue  
Conference: Northeast  
Nickname: Knights  
Home Arena: George and Phyllis Rothman Center  
(5,000)  
President: Dr. J. Michael Adams  
Athletics Director: David Langford

## COACHING STAFF

Head Coach: Tom Green (Syracuse '71)  
Career Record/Yrs: 338-267/21  
Best Time to Reach: Early Afternoon  
Office Phone: 201-692-9063  
Assistant Coaches: Ron Brown (John Jay '76),  
Damari Riddick (Fairleigh Dickinson '88), Jared  
Stephans (Fairleigh Dickinson '00)

## 2004-2005

Overall Record: 20-13  
Conference Record: 13-5 / 1st (Northeast)  
Final Rankings: None  
Postseason: 0-1, Lost to Illinois, 67-55, in NCAA  
First Round

## MEDIA SERVICES

Basketball SID: Drew Brown  
Office Phone: (201) 692-2204  
Home: 201-274-5332  
E-Mail: dmbrown@fdi.edu  
Office Fax: (201) 692-9361  
Press Row Phone: 201-692-9552  
Website: www.fduknights.com

## 2005-2006 ROSTER

No.	Player	Pos.	Ht.	Wt.	Yr.	Hometown	PPG	RPG	APG
00	Andre Harris	F	6-7	228	SO	Detroit, Mich.	7.0	3.8	0.5
1	Chad Timberlake	G	6-4	190	JR	Brooklyn, N.Y.	13.1	3.8	2.4
12	Bernell Murray	G	5-9	173	FR	Stillwater, Okl.	2.1	1.4	1.0
14	Wesly Wicks	G	5-10	160	FR	Bronx, N.Y.	0.9	0.0	0.1
20	Seve Cousins	G	5-9	160	SO	Chestnut Ridge, N.Y.	0.4	0.0	0.0
21	Mensah Peterson	G	6-1	191	GS	North Brunswick, N.J.	7.4	3.4	2.5
22	Tamien Trent	G	6-0	190	SR	Monches, N.Y.	15.7	3.9	5.5
24	Brad Green	G	6-0	195	GS	New Milford, N.J.	0.4	0.6	0.1
30	Michael Peebles	F	6-6	205	SO	Detroit, Mich.	3.1	2.4	0.5
35	Andrea Crosanoli	C	7-0	260	SO	Abano T., Italy	7.7	5.2	0.9
50	Gordon Klaiber	F	6-9	205	JR	Greenbelt, Md.	16.0	7.9	1.6
52	Brahn Jenkins	F	6-6	210	SO	Reisterstown, Md.	0.8	0.4	0.1
54	Gadi Buch	F	6-6	240	SR	Tel-Aviv, Israel	3.1	1.4	0.6
55	Jordan Ingram	F	6-7	210	SO	Philadelphia, Pa.	0.5	0.9	0.0



# FLORIDA STATE SEMINOLES



Leonard Hamilton



**FEB. 22, 2006**  
**TALLAHASSEE, FLA.**



Al Thornton

## GENERAL INFORMATION

Location: Tallahassee, Fla.  
Enrollment: 37,328  
Founded: 1851  
Colors: Garnet and Gold  
Conference: Atlantic Coast  
Nickname: Seminoles  
Home Arena: Tallahassee Leon County Civic Center (12,200)  
President: T.K. Wetherell  
Athletics Director: Dave Hart, Jr.

## COACHING STAFF

Head Coach: Leonard Hamilton (Tennessee-Martin '71)  
Career Record/Yrs: 45-48/3  
Best Time to Reach: Contact SID  
Office Phone: 850-644-1461  
Assistant Coaches: Stan Jones (Memphis '84), Mike Jaskulski (St. Norbert College '76), Tony Sheals (Bethune-Cookman '80)

## 2004-2005

Overall Record: 12-19  
Conference Record/Finish: 4-12 / T10th (ACC)  
Final Rankings: None  
Postseason: None

## MEDIA SERVICES

Basketball SID: Chuck Walsh  
Office Phone: 850-644-1077  
Home: 850-385-8466  
E-Mail: cwalsh@mailers.fsu.edu  
Office Fax: 850-224-4098  
Press Row Phone: 850-224-4098  
Website: www.seminoles.com

## 2005-2006 ROSTER

No.	Player	Pos.	Ht.	Wt.	Yr.	Hometown	PPG	RPG	APG
3	Isaiah Swann	G	6-1	197	SO	Germantown, Md.	5.2	1.9	2.0
4	Todd Galloway	G	5-11	178	SR	Baltimore, Md.	6.1	2.0	3.0
10	Ralph Mims	G	6-2	200	SO	Pensacola, Fla.	2.8	1.2	0.7
11	Jerel Allen	G	6-4	195	JR	Detroit, Mich.	--	--	--
12	Al Thornton	F	6-7	208	JR	Perry, Ga.	9.1	4.4	0.7
15	Casaan Breeden	F	6-8	195	FR	Bennettsville, S.C.	--	--	--
20	Andrew Wilson	G/F	6-6	206	SR	Kennesaw, Ga.	3.5	2.3	0.9
21	Jason Rich	G	6-3	185	SO	Pensacola, Fla.	5.4	2.0	1.5
23	Toney Douglas	G	6-1	190	SO	Jonesboro, Ga.	--	--	--
25	Diego Romero	F	6-10	240	SR	Comodoro Rivadavia, Argentina	3.8	2.5	0.4
32	Alexander Johnson	F	6-10	250	JR	Albany, Ga.	6.8	4.3	0.5
41	Uche Echefu	F	6-9	220	FR	Lagos, Nigeria	--	--	--

# GEORGE WASHINGTON COLONIALS



Karl Hobbs



**DEC. 5, 2005**  
**WASHINGTON, D.C.**



Mike Hall

## GENERAL INFORMATION

Location: Washington, D.C.  
Enrollment: 22,184  
Founded: 1821  
Colors: Buff and Blue  
Conference: Athletic Ten  
Nickname: Colonials  
Home Arena: Smith Center (5,000)  
President: Stephen Joel Trachtenberg  
Athletics Director: Jack Kvancz

## COACHING STAFF

Head Coach: Karl Hobbs (Connecticut '85)  
Career Record/Yrs: 64-53/4  
Best Time to Reach: Mondays-Thursdays 5-6pm  
Office Phone: 202-994-6651  
Assistant Coaches: Darrell Brooks (Bowie State '79), Roland Houston (Rhode Island '82), Phil Rowe (Plymouth State '74)

## 2004-2005

Overall Record: 23-8  
Conference Record: 11-5 / 1st in Atlantic 10  
Final Ranking: None  
Postseason: 0-1, Lost to Georgia Tech, 80-68 in NCAA First Round

## MEDIA SERVICES

Basketball SID: Brad Bower  
Office Phone: 202-994-0339  
Home: 703-658-1497  
E-Mail: bbower@gwu.edu  
Office Fax: 202-994-2713  
Press Row Phone: 202-994-1776  
Website: www.GWsports.com

## 2005-2006 ROSTER

No.	Player	Pos.	Ht.	Wt.	Yr.	Hometown	PPG	RPG	APG
1	Omar Williams	F	6-9	190	JR	Philadelphia, Penn.	9.5	4.8	2.3
2	J.R. Pinnock	G	6-5	207	SO	McDonough, Ga.	13.4	5.1	2.1
3	Mike Hall	F	6-8	230	JR	Chicago, Ill.	10.6	8.0	2.0
5	T.J. Thompson	G	5-10	180	SR	Germantown, Md.	13.6	2.0	2.9
11	Ricky Lucas	G	6-4	213	SO	Herndon, Va.	4.1	1.7	0.5
13	Alexander Kireev	F	6-11	251	JR	Nikolaev, Ukraine	2.2	1.5	0.5
21	Pops Mensah-Bonsu	F	6-9	240	JR	London, England	12.6	6.6	0.8
25	Carl Elliott	G	6-4	220	SO	Brooklyn, N.Y.	8.2	3.8	4.6
31	Rock Battistoni	F	6-8	220	SR	Morris, Conn.	--	--	--
33	Maureece Rice	G	6-1	215	FR	Philadelphia, Pa.	3.4	0.7	0.7
42	Dokun Akingbade	F	6-9	200	JR	Riverdale, Md.	1.8	1.3	0.0
44	Pat Joyce	G	6-4	200	FR	Newport Beach, Calif.	0.2	0.0	0.0
52	Jaaron Greene	C	6-11	254	SO	Manassas, Va.	0.0	0.0	0.0



## GEORGIA TECH YELLOW JACKETS




Paul Hewitt



**JAN. 25, 2006  
ATLANTA, GA.**

**FEB. 18, 2006  
COLLEGE PARK, MD.**



Theodis Tarver

### GENERAL INFORMATION

Location: Atlanta, Ga.  
Enrollment: 15,000  
Founded: 1885  
Colors: Old Gold, White, and Blue  
Conference: Atlantic Coast  
Nickname: Yellow Jackets  
Home Arena: Alexander Memorial Coliseum @  
McDonald's Center (9,191)  
President: Dr. G. Wayne Clough  
Athletics Director: Dave Braine

### COACHING STAFF

Head Coach: Paul Hewitt (St. John Fisher '85)  
Career Record/Yrs: 96-66/5  
Best Time to Reach: Contact SID  
Office Phone: 404-894-5425  
Assistant Coaches: John O'Conner (Penn State '83),  
Charlton Young (Georgia Southern '94), Peter  
Zaharis (New York University '87), Willie Reese  
(Georgia Tech '89)

### 2004-2005

Overall Record: 20-12  
Conference Record: 8-8 / 15th (ACC)  
Final Rankings: None  
Postseason: 1-1, Lost to Louisville, 76-54, in NCAA  
Second Round

### MEDIA SERVICES

Basketball SID: Mike Stamus  
Office Phone: 404-894-5445  
Home: 770-951-1939  
E-Mail: mstamus@at.gtaa.gatech.edu  
Office Fax: 404-894-1248  
Press Row Phone: 404-894-5458  
Website: www.ramblinwreck.com

### 2005-2006 ROSTER

No.	Player	Pos.	Ht.	Wt.	Yr.	Hometown	PPG	RPG	APG
1	D'Andre Bell	G/F	6-5	200	FR	Los Angeles, Calif.	-	-	-
4	Ra'Sean Dickey	F/C	6-9	255	SO	Clio, S.C.	5.1	3.2	0.1
5	Mario West	G	6-4	208	RS JR	Douglasville, Ga.	2.0	2.6	0.5
14	Keith Jones	G	6-2	195	RS SO	Austell, Ga.	0.6	0.0	0.0
23	Anthony Morrow	G	6-5	205	SO	Charlotte, N.C.	5.7	1.9	0.4
32	Jeremis Smith	F	6-6	232	SO	Fort Worth, Texas	2.9	4.4	1.1
33	Lewis Clinch	G	6-3	190	FR	Cordale, Ga.	-	-	-
35	Zam Fredrick II	G	6-0	209	SO	St. Matthews, S.C.	1.6	0.6	0.8
41	Alade Aminu	F/C	6-9	210	FR	Stone Mountain, Ga.	-	-	-
44	Theodis Tarver	F/C	6-9	245	SR	Monroe, La.	1.2	1.7	0.2

## GONZAGA BULLDOGS



Mark Few



**NOV. 21, 2005  
MAUI, HAWAII**



Adam Morrison

### EA SPORTS MAUI INVITATIONAL

### GENERAL INFORMATION

Location: Spokane, Wash.  
Enrollment: 5,400  
Founded: 1887  
Colors: Navy Blue, White, and Red  
Conference: West Coast Conference  
Nickname: Bulldogs (Zags)  
Home Arena: McCarthy Athletic Center (6,000)  
President: Father Robert J. Spitzer, S.J.  
Athletics Director: Mike Roth

### COACHING STAFF

Head Coach: Mark Few (University of Oregon '87)  
Career Record/Yrs: 159-37/6  
Best Time to Reach: Contact SID  
Office Phone: 509-323-4218  
Assistant Coaches: Bill Grier (University of Oregon  
'90), Leon Rice (Washington State University '86),  
Tommy Lloyd (Whitman College '98)

### 2004-2005

Overall Record: 26-5  
Conference Record: 12-2  
Final Rankings: 11th in AP poll; 18th in USA To-  
day/ESPN poll  
Postseason: 1-1; Lost to Texas Tech, 71-69, in NCAA  
Second Round

### MEDIA SERVICES

Basketball SID: Oliver Pierce  
Office Phone: 509-323-6373  
Home Phone: 509-891-7819  
E-Mail: pierce@athletics.gonzaga.edu  
Office Fax: 509-323-3958  
Press Row Phone: 509-323-5787  
Website: gozags.collegesports.com

### SERIES INFORMATION

Series Record: Tied, 1-1  
Last Meeting: Gonzaga won, 82-68, in BB&T Classic,  
Washington, D.C., on 12/6/04

### 2005-2006 SCHEDULE

N18	Idaho
N21	vs. Maryland
N22	at Maui Invitational
N23	at Maui Invitational
N30	Portland State
D4	at Washington
D8	Washington State
D10	vs. Oklahoma State (Seattle)
D17	Virginia
D19	Eastern Washington
D22	at St. Louis
D31	St. Joseph's
J7	at Saint Mary's
J9	at Santa Clara
J14	Pepperdine
J16	Loyola Marymount
J21	at San Francisco
J23	at San Diego
J28	Portland
F4	Santa Clara
F6	Saint Mary's
F11	Stanford
F13	at Portland
F18	at Loyola Marymount
F20	at Pepperdine
F24	San Diego
F26	San Francisco

### 2005-2006 ROSTER

No.	Player	Pos.	Ht.	Wt.	Yr.	Hometown	PPG	RPG	APG
2	Jeremy Pargo	G	6-2	165	FR	Chicago, Ill.	-	-	-
3	Adam Morrison	F	6-8	205	JR	Spokane, Wash.	19.0	5.5	2.8
4	Pierre Marie Altidor-Cespedes	G	6-0	181	SO	Montreal, Quebec	2.0	1.2	2.4
5	Derek Raivio	G	6-3	168	JR	Vancouver, Wash.	13.0	2.6	4.8
11	Nathan Doudney	G	6-4	208	RS SR	Rockwall, Texas	3.3	1.6	1.9
13	J.P. Batista	C/F	6-9	269	RS SR	Olinda, Pernambuco, Brazil	12.4	6.2	0.9
15	Colin Floyd	G	6-1	201	RS SR	Harrington, Wash.	0.0	0.1	0.1
20	Larry Gurganious	F	6-5	195	FR	Berkeley, Calif.	-	-	-
22	Erroll Knight	G	6-7	211	RS SR	Seattle, Wash.	6.9	4.6	1.2
24	Stephen Gentry	G	6-2	175	GS	Fort Scott, Kan.	0.8	0.2	0.0
25	David Pendergraft	G	6-6	218	SO	Brewster, Wash.	2.9	2.6	0.5
32	Sean Mallon	F	6-9	218	RS JR	Spokane, Wash.	7.6	4.2	1.2
34	Mamery Diallo	C/F	6-9	235	JR	Evreux, France	-	-	-
42	Josh Heytvelt	F	6-11	217	RS FR	Clarkston, Wash.	-	-	-





# MIAMI HURRICANES



Frank Haith



**JAN. 7, 2006**  
**CORAL GABLES, FLA.**

**MARCH 1, 2006**  
**COLLEGE PARK, MD.**



Guillermo Diaz

## GENERAL INFORMATION

Location: Coral Gables, Fla.  
Enrollment: 15,000  
Founded: 1925  
Colors: Orange, Green, and White  
Conference: Atlantic Coast  
Nickname: Hurricanes  
Home Arena: Convocation Center (7,000)  
President: Donna E. Shalala  
Athletics Director: Paul Dee

## COACHING STAFF

Head Coach: Frank Haith (Elon, 1988)  
Career Record/Yrs: 16-13/1  
Best Time to Reach: Contact SID  
Office Phone: 305-284-2680  
Assistant Coaches: Michael Hunt (Furman '85),  
William Kennedy (Southeastern Louisiana '86),  
Jorge Fernandez (Stetson '85)

## 2004-2005

Overall Record: 16-13  
Conference Record/Finish: 7-9 / T6th (ACC)  
Final Ranking: None  
Postseason: 0-1, Lost at South Carolina, 69-67, in  
NIT First Round

## MEDIA SERVICES

Basketball SID: Samuel Henderson  
Office Phone: 305-284-3244  
Home: 305-412-8364  
E-Mail: shenderson@miami.edu  
Office Fax: 305-284-2807  
Press Row Phone: 305-284-1238  
Website: www.hurricanesports.com

## SERIES INFORMATION

Series Record: Miami leads, 4-3  
Last Meeting: Miami won, 75-73 (ot), on 2/5/05  
(Miami)

## 2005-2006 ROSTER

No.	Player	Pos.	Ht.	Wt.	Yr.	Hometown	PPG	RPG	APG
00	Jimmy Graham	F	6-8	245	FR	Goldsboro, N.C.	-	-	-
2	Gary Hamilton	F/C	6-10	250	SR	Los Angeles, Calif.	4.1	6.3	0.9
3	Lee Butlet	G	6-1	170	SR	Woodbridge, Va.	2.5	0.0	0.5
11	Eric Wilkins	G	6-4	192	SR	Plainfield, N.J.	1.5	1.1	0.3
12	Anthony Harris	G	6-2	180	JR	Chicago, Ill.	12.4	2.5	4.6
13	Guillermo Diaz	G	6-2	186	JR	San Juan, Puerto Rico	18.6	4.3	2.6
15	Denis Clemente	G	6-0	165	FR	Bayamon, Puerto Rico	-	-	-
21	Jonathan Stratton	G	6-3	165	SO	Sandusky, Ohio	0.0	0.3	0.0
22	Robert Hite	G	6-2	190	SR	Cincinnati, Ohio	17.3	5.0	1.1
30	Adrian Thomas	F	6-7	220	FR	Pembroke Pines, Fla.	-	-	-
32	Brian Asbury	C/F	6-6	210	FR	Miami, Fla.	-	-	-
42	Raymond Hicks	F	6-7	232	SO	Longview, Texas	1.7	1.1	0.1
44	Keaton Copeland	F	6-5	231	SR	Miramar, Fla.	1.5	0.0	0.0
50	Anthony King	F/C	6-9	230	JR	Durham, N.C.	6.3	8.0	0.7


# MINNESOTA GOLDEN GOPHERS



Dan Monson



**NOV. 30, 2005**  
**COLLEGE PARK, MD.**



Vincent Grier

## ACC/BIG TEN CHALLENGE

## GENERAL INFORMATION

Location: Minneapolis, Minn.  
Enrollment: 65,247  
Founded: 1851  
Colors: Maroon and Gold  
Conference: Big Ten  
Nickname: Golden Gophers  
Home Arena: Williams Area (14,625)  
President: Robert H. Bruininks  
Athletics Director: Mike Lockrem

## COACHING STAFF

Head Coach: Dan Monson (Idaho '85)  
Career Record/Yrs: 131-92/7 (98-99 at Gonzaga)  
Best Time to Reach: Contact SID  
Office Phone: 612-625-3085  
Assistant Coaches: Jim Molinari (Illinois Wesleyan  
University '77), Bill Walker (Missouri-Rolla '87),  
Vic Couch (Santa Clara University '85)

## 2004-2005

Overall Record: 21-11  
Conference Record: 10-6 / 4th (Big Ten)  
Final Ranking: None  
Postseason: 0-1, Lost to Iowa State, 64-53, in NCAA  
First Round

## MEDIA SERVICES

Basketball SID: Kyle Coughlin  
Office Phone: 612-625-4090  
Home: 952-974-9911  
E-Mail: cough002@umn.edu  
Office Fax: 612-625-0359  
Press Row Phone: 612-626-1308  
Website: www.gophersports.com

## SERIES INFORMATION

Series Record: Maryland leads, 2-0  
Last Meeting: Maryland won 75-69 on 12/15/61  
(College Park)

## 2005-2006 SCHEDULE

N18	North Dakota State
N26	Chattanooga
N28	Gardner-Webb
N30	at Maryland
D3	Coastal Carolina
D5	at Arizona State
D10	UNLV
D14	UAB
D21	Grambling
D23	South Dakota State
D31	Oral Roberts
J7	Northwestern
J10	Wisconsin
J14	at Purdue
J18	at Iowa
J21	Michigan
J25	at Illinois
J29	Indiana
F4	at Ohio State
F8	at Penn State
F11	Michigan State
F15	at Michigan
F18	Iowa
F22	Purdue
F26	at Wisconsin
F28 or M1/2	Illinois
M4	at Northwestern

## 2005-2006 ROSTER

No.	Player	Pos.	Ht.	Wt.	Yr.	Hometown	PPG	RPG	APG
1	Lawrence McKenzie	G	6-2	175	JR	Minneapolis, Minn.	1.0	0.3	0.1
2	Ryan Saunders	G	6-1	170	SO	Medina, Minn.	0.2	0.5	0.3
3	Kevin Payton	G/F	6-6	205	FR	Camden, N.J.	-	-	-
11	Maunce Hargrow	G	6-5	190	SR	St. Paul, Minn.	-	-	-
13	Dan Coleman	F	6-9	220	SO	Minneapolis, Minn.	8.3	3.8	0.9
15	Vincent Grier	G/F	6-5	207	SR	Charlotte, N.C.	17.9	5.6	2.4
21	J'son Stamper	F	6-6	233	SR	Bronx, N.Y.	4.9	4.8	0.7
23	Brandon Smith	G/F	6-5	195	FR	Brooklyn Park, Minn.	-	-	-
24	Rico Tucker	G	6-0	190	SO	San Diego, Calif.	5.8	1.5	1.8
30	Jonathan Williams	F	6-9	275	FR	St. Cloud, Minn.	3.0	1.5	0.0
31	Adam Boone	G	6-3	197	SR	Minnetonka, Minn.	-	-	-
32	Zach Puchtel	F	6-6	250	JR	Minnetonka, Minn.	0.0	0.0	0.0
33	Jamal Abu-Shamale	G	6-5	190	FR	Shakopee, Minn.	0.4	1.1	0.3
34	Damian Johnson	F	6-7	192	FR	Thibodaux, La.	-	-	-
50	Spencer Tolleckson	C	6-9	275	SO	Chaska, Minn.	3.2	2.1	0.7



## NICHOLLS STATE COLONELS



J.P. Piper



NOV. 27, 2005  
COLLEGE PARK, MD.



Stefan Blaszczyński

### GENERAL INFORMATION

Location: Thibodaux, La.  
Enrollment: 7,367  
Founded: 1948  
Colors: Red and Gray  
Conference: Southland Conference  
Nickname: Colonels  
Home Arena: Stophor Gym (3,800)  
President: Dr. Stephen Hulbert  
Athletics Director: Rob Bernardi

### COACHING STAFF

Head Coach: J.P. Piper (Southeastern Louisiana '91)  
Career Record/Yrs. first year as head coach  
Best Time to Reach: Contact SID  
Office Phone: 985-448-4289  
Assistant Coaches: Todd Russ, Jeremy Coombs, Paul Russo

### 2004-2005

Overall Record: 6-21  
Conference Record: 1-15 / 11th (Southland)  
Final Ranking: None  
Postseason: None

### MEDIA SERVICES

Basketball SID: Michelle Fakler  
Office Phone: 985-448-4281  
E-Mail: sid-mrg@nicholls.edu  
Office Fax: 985-448-4924  
Press Row Phone: 985-488-4294  
Website: www.nicholls.edu/sports

### 2005-2006 ROSTER

No.	Player	Pos.	Ht.	Wt.	Yr.	Hometown	PPG	RPG	APG
0	James Dixon	F	6-7	210	JR	Alachua, Fla.	-	-	-
1	Stefan Blaszczyński	G/F	6-5	215	JR	Sydney, Australia	14.4	5.0	1.8
3	Michael Czepil	G	6-2	180	FR	Melbourne, Australia	-	-	-
4	Kevin Goffney	G/F	6-5	200	FR	Jackson, La.	-	-	-
5	Justin Payne	G	5-10	170	FR	Opelousas, La.	-	-	-
11	Dominic Friend	F/C	6-7	245	FR	Geelong, Australia	-	-	-
13	Mitch Boyce	C	6-10	250	FR	Douglas, Australia	-	-	-
15	Cyril Djoukeng	G	6-0	170	SR	Silver Springs, Md.	4.7	2.2	1.5
20	Adonis Gray	G/F	6-4	200	SO	Thibodaux, La.	14.9	7.0	2.4
21	Ryan Bathie	G/F	6-6	206	FR	Melton South, Australia	-	-	-
22	Akin Gaines	G/F	6-4	175	FR	Houma, La.	-	-	-
23	Gil Verner	G	6-1	180	FR	Napoleonville, La.	14.7	5.6	5.1
44	Chris Paige	C	6-9	205	FR	Pearland, Texas	-	-	-

## NORTH CAROLINA TAR HEELS



Roy Williams



FEB. 2, 2006  
COLLEGE PARK, MD.



David Noel

FEB. 26, 2006  
CHAPEL HILL, N.C.

### GENERAL INFORMATION

Location: Chapel Hill, N.C.  
Enrollment: 25,972  
Founded: 1789  
Colors: Carolina Blue and White  
Conference: Atlantic Coast  
Nickname: Tar Heels  
Home Arena: Dean E. Smith Center (21,800)  
President: James Moeser  
Athletics Director: Dick Baddour

### COACHING STAFF

Head Coach: Roy Williams (North Carolina '72)  
Career Record/Yrs: 52-15/2  
Best Time to Reach: Contact SID  
Office Phone: 919-962-1154  
Assistant Coaches: Joe Halladay (Oklahoma '69), Steve Robinson (Radford '81), Jerod Haase (Kansas '97)

### 2004-2005

Overall Record: 33-4  
Conference Record/Finish: 14-2 / 1st ACC  
Final Rankings: 2nd in AP, 1st in USA Today/ESPN  
Postseason: 6-0, Beat Illinois, 75-70, in NCAA Championship


### MEDIA SERVICES

Basketball SID: Steve Kirschner  
Office Phone: 919-962-7258  
Home: 919-968-1531  
E-Mail: skirschner@uncaa.unc.edu  
Office Fax: 919-962-0612  
Press Row Phone: 919-962-8815  
Website: www.tarheelblue.com

### 2005-2006 ROSTER

No.	Player	Pos.	Ht.	Wt.	Yr.	Hometown	PPG	RPG	APG
1	Marcus Ginvard	G/F	6-5	200	FR	Alexandria, Va.	-	-	-
3	Reyshawn Terry	F	6-8	228	JR	Winston-Salem, N.C.	2.3	0.7	0.2
4	Bobby Fraser	G	6-3	195	FR	Blue Island, Ill.	0.2	0.2	0.2
11	Quentin Thomas	G	6-3	190	SO	Oakland, Calif.	0.8	0.8	1.3
14	Danny Green	F/G	6-5	202	FR	North Babylon, N.Y.	-	-	-
22	Wes Miller	G	5-11	185	JR	Charlotte, N.C.	1.1	0.2	0.5
25	Damion Grant	C	6-11	260	SR	Portland, Jamaica	0.0	0.7	0.0
34	David Noel	F	6-6	232	SR	Durham, N.C.	3.9	2.6	1.5
40	Mike Copeland	F	6-7	233	FR	Winston-Salem, N.C.	-	-	-
41	Byron Sanders	F	6-9	240	SR	Gulfport, Miss.	0.8	0.9	0.3
50	Tyler Hansbrough	F	6-9	235	FR	Poplar Bluff, Mo.	-	-	-





# NC STATE WOLFPACK



Herb Sendek



**FEB. 5, 2006**  
**RALEIGH, N.C.**



Tony Bethel

## GENERAL INFORMATION

Location: Raleigh, N.C.  
Enrollment: 29,637  
Founded: 1887  
Colors: Red and White  
Conference: Atlantic Coast  
Nickname: Wolfpack  
Home Arena: RBC Center (19,722)  
Interim Chancellor: Dr. Robert A. Banhardt  
Athletics Director: Lee Fowler

## COACHING STAFF

Head Coach: Herb Sendek (C. Mellon '85)  
Career Record/Yrs: 148-108/8  
Best Time to Reach: Contact SID  
Office Phone: 919-515-2104  
Assistant Coaches: Larry Harris (Pittsburg '78),  
Mark Phelps (Old Dominion '96), Archie Miller  
(NC State '02)

## 2004-2005

Overall Record: 21-14  
Conference Record/Finish: 7-9 / T6th (ACC)  
Final Ranking: 22nd in USA Today/ESPN poll  
Postseason: Lost to Wisconsin, 65-56, in NCAA  
Regional Semis

## MEDIA SERVICES

Basketball SID: Annabelle Vaughan  
Office Phone: 919-515-2102  
Home: 919-858-9763  
E-Mail: Annabelle\_vaughan@ncsu.edu  
Office Fax: 919-515-2898  
Press Row Phone: 919-861-6190  
Website: www.gopack.com

## SERIES INFORMATION

Series Record: NC State leads, 71-67  
Last Meeting: NC State won 82-63, on 2/16/05  
(Raleigh)

## 2005-2006 ROSTER

No.	Player	Pos.	Ht.	Wt.	Yr.	Hometown	PPG	APG	RPG
3	Ilian Evrimov	F	6-8	222	RS SR	Sofia, Bulgaria	9.8	3.8	2.1
4	Courtney Fells	Fr	6-5	194	FR	Shannon, Mississippi	0.0	0.0	0.5
5	Chns McCoy	G	6-5	180	RS SO	Louisville, Ky	-	-	-
10	Braxton Albritton	G	6-2	205	SO	Raleigh, N.C.	0.0	0.0	0.0
11	Gavin Grant	F/G	6-7	212	SO	The Bronx, N.Y.	4.2	2.4	1.2
13	Cameron Bennerman	G/F	6-4	205	SR	Greensboro, N.C.	9.6	2.7	1.0
14	Engin Atsür	G	6-4	200	JR	Istanbul, Turkey	9.4	2.6	2.5
20	Bryan Neiman	G/F	6-6	215	JR	Raleigh, N.C.	-	-	-
22	Tony Bethel	G	6-1	185	RS SR	Ft. Washington, Md.	8.0	3.8	2.5
23	Brandon Costner	F	230	6-8	FR	Montclair, N.J.	-	-	-
33	Cedric Simmons	C	6-9	233	SO	Shallotte, N.C.	3.5	1.8	0.5
34	Ben McCauley	F	6-9	235	FR	West Newton, Pa.	-	-	-
40	Andrew Brackman	F	6-10	235	SO	Cincinnati, Ohio	7.4	3.5	0.6


# TEMPLE OWLS



**JAN. 28, 2006**  
**PHILADELPHIA, PA.**



John Chaney



Mardy Collins

## GENERAL INFORMATION

Location: Philadelphia, Pa.  
Enrollment: 33,000  
Founded: 1884  
Colors: Cherry and White  
Conference: Big East  
Nickname: Owls  
Home Arena: The Liacouras Center (10,206)  
President: Dr. David Adamany  
Athletics Director: Bill Bradshaw

## COACHING STAFF

Head Coach: John Chaney (Bethune-Cookman  
'55)  
Career Record/Yrs: 483-224/22  
Best Time to Reach: Contact SID  
Office Phone: 215-204-7443  
Assistant Coaches: Dan Leibovitz (Pennsylvania  
'96), Bill Ellerbee (Cheyney, '70), Mark Macon  
(Temple '91)

## 2004-2005

Overall Record: 16-14  
Conference Record/Finish: 11-5 / 9-7 (T2nd A-10  
East)  
Final Rankings: None  
Postseason: Lost at Virginia Tech, 60-50, in NIT  
First Round

## MEDIA SERVICES

Basketball SID: Larry Dougherty  
Office Phone: 215-204-2588  
Home: 615-449-7376  
E-Mail: larrydoc@temple.edu  
Office Fax: 215-204-7499  
Press Row Phone: 215-204-7445  
Website: www.owlsports.com

## SERIES INFORMATION

Series Record: Maryland leads, 4-3  
Last Meeting: Maryland won, 80-69, on 1/15/05  
(College Park)

## 2005-2006 SCHEDULE

N15	Army
N17	vs. Preseason NIT
N23-25	vs. Preseason NIT Final Four
N27	Miami
N30	at Rutgers
D3	at Penn
D6	at Princeton
D10	Alabama
D18	at Auburn
D22	South Carolina
D31	Villanova (Palestra)
J4	George Washington
J8	at Saint Joseph's
J11	at St. Bonaventure
J14	La Salle
J18	at Dayton
J21	at Massachusetts
J25	Xavier
J28	Maryland
F1	Massachusetts
F4	at La Salle
F8	at Charlotte
F11	Duquesne
F14	Saint Joseph's
F18	at Saint Louis
F22	Richmond
F25	Duke
M1	at Rhode Island
M5	Fordham

## 2005-2006 ROSTER

No.	Player	Pos.	Ht.	Wt.	Yr.	Hometown	PPG	RPG	APG
3	Dustin Salisbury	G	6-5	205	JR	Lancaster, Penn.	10.4	4.1	1.6
4	Dion Dacons	F	6-6	210	JR	Statesville, N.C.	1.8	2.8	0.2
11	Chns Clark	G	5-8	165	SO	Narberth, Penn.	1.1	0.3	0.5
13	Mark Tyndale	G	6-5	210	SO	Philadelphia, Penn.	12.5	5.5	2.6
14	Sergio Olmos	F/C	6-10	220	FR	Valencia, Spain	-	-	-
15	Semaj Inge	G	6-4	180	FR	Camden, N.J.	-	-	-
22	Dionte Christmas	G/F	6-5	190	FR	Philadelphia, Penn.	-	-	-
24	Antwane Robinson	F	6-8	210	SR	Charlotte, N.C.	8.2	4.5	1.0
25	Mardy Collins	G	6-6	205	SR	Philadelphia, Penn.	17.5	5.9	3.6
32	DaShone Kirkendoll	G	6-5	200	SO	Dayton, Ohio	2.5	0.6	0.3
33	Nehemiah Ingram	F	6-8	250	SR	Milledgeville, Ga.	0.7	1.1	0.0
44	Anthony Ivory	C	6-10	300	FR	Mt. Rainier, Md.	4.0	4.3	0.2
50	Wayne Marshall	C	6-11	285	JR	Philadelphia, Penn.	6.6	4.8	0.2



## TEXAS A&M - CORPUS CHRISTI ISLANDERS



Ronnie Arrow



**JAN. 4, 2006**  
**COLLEGE PARK, MD.**



Aaron White

### GENERAL INFORMATION

Location: Corpus Christi, Texas  
Enrollment: 7,600  
Founded: 1947  
Colors: Blue, Green, and Silver  
Conference: Independent  
Nickname: Islanders  
Home Arena: American Bank Center (8,500)  
President: Flavius C. Killebrew  
Athletics Director: Dan Viola

### COACHING STAFF

Head Coach: Ronnie Arrow (Southwest Texas St., '69)  
Career Record/Yrs: 68-68/6  
Best Time to Reach: Contact SID  
Office Phone: 361-825-3417  
Assistant Coaches: Stott Carter (Florida '01), Andy Helton (Miami, Ohio '92), Sean Woods (Kentucky '92)

### 2004-2005

Overall Record: 20-8  
Conference Record: Independent in 2004-05  
Final Ranking: None  
Postseason: None

### MEDIA SERVICES

Basketball SID: Craig Merriman  
Office Phone: 361-825-3410  
Home: 361-825-3410  
E-Mail: craig.merriman@mail.tamucc.edu  
Office Fax: 361-825-3218  
Press Row Phone  
Website: goislanders.com

### SERIES INFORMATION

Series Record: First Meeting

### 2005-2006 SCHEDULE

N19	Concordia
N21	Texas A&M-International
N26	at Tulsa
N30	at Texas-San Antonio
D2	vs. South Florida
D3	at Missouri State Tourn.
D7	Tnny
D10	at Missoun
D17	vs. UC Davis
D18	at Saint Mary's Tourn.
D22	TCU
D29	vs. Savannah State
D30	at Flint Hills Invitational
J2	Texas-San Antonio
J4	at Maryland
J7	at Houston
J9	Prairie View A&M
J16	Northern Colorado
J19	IPFW
J26	at Utah Valley State
J28	at Northern Colorado
F4	Longwood
F7	Houston
F11	Utah Valley State
F15	at IPFW
F20	at Texas-Pan American
F22	Huston-Tillotson
F27	Texas-Pan American

### 2005-2006 ROSTER

No.	Player	Pos.	Ht.	Wt.	Yr.	Hometown	PPG	RPG	APG
3	Matt Slatnick	G	5-10	175	FR	Austin, Texas	-	-	-
4	Jeff Murel	G	6-1	185	FR	Fl. Worth, Texas	-	-	-
5	Corey Stokes	G	6-4	210	SR	East Chicago, Ill.	6.9	3.5	2.4
10	Thomas Bailey	F	6-9	185	SR	San Antonio, Texas	12.5	4.9	1.3
11	Travis Bailey	G	6-3	190	SR	San Antonio, Texas	12.6	1.9	2.8
12	Josh Ervin	G	6-1	185	SO	Houston, Texas	4.3	2.0	2.3
15	Nick Jackson	F	6-9	250	FR	Houston, Texas	5.1	2.7	1.1
20	Taurean Mitchell	G	6-1	190	SO	Corpus Christi, Texas	5.4	2.0	4.2
21	Chris Daniels	C	7-0	265	SO	San Antonio, Texas	5.3	3.2	0.1
22	Aaron White	G	6-0	185	JR	Milan, Mich.	4.6	1.2	1.0
23	Seth Engelken	F	6-8	205	SO	St. Joseph, Mo.	5.0	2.2	1.5
30	Alex Djordjevic	G	6-4	205	JR	Belgrade, Yugoslavia	1.5	0.5	0.2
33	Corey Lamkin	F	6-6	240	SR	San Antonio, Texas	13.0	7.8	1.1
34	Carl Nelson	C	6-10	225	FR	Buffalo, Texas	-	-	-
40	Johnny Martin	F	6-6	235	JR	Detroit, Mich.	-	-	-
54	Jared Holt	C	7-2	325	JR	Irving, Texas	-	-	-

## VIRGINIA CAVALIERS




Dave Leitao



**FEB. 7, 2006**  
**COLLEGE PARK, MD.**

**MARCH 5, 2006**  
**CHARLOTTESVILLE, VA.**



J.R. Reynolds

### GENERAL INFORMATION

Location: Charlottesville, Va.  
Enrollment: 19,643  
Founded: 1819  
Colors: Orange and Blue  
Conference: Atlantic Coast  
Nickname: Cavaliers, Wahoos  
Home Arena: University Hall (8,392)  
President: John T. Casteen, III  
Athletics Director: Craig Littlepage

### COACHING STAFF

Head Coach: Dave Leitao (Northeastern '83)  
Career Record/Yrs: first year at Virginia  
Best Time to Reach: Contact SID  
Office Phone: 434-982-5400  
Assistant Coaches: Gene Cross (Illinois '94), Rob Lanier (St. Bonaventure '90), Steve Seymour (Bridgewater State '81)

### 2004-2005

Overall Record: 14-15  
Conference Record/Finish: 4-12 / T10th (ACC)  
Final Rankings: None  
Postseason: None

### MEDIA SERVICES

Basketball SID: Bill Hurd  
Office Phone: 434-982-5500  
Home: 434-244-2907  
E-Mail: whl4g@virginia.edu  
Office Fax: 434-982-5525  
Press Row Phone: 434-296-5910  
Website: www.virginiasports.com

### SERIES INFORMATION

Series Record: Maryland leads, 99-63  
Last Meeting: Maryland won, 92-89 (ot), on 2/19/05 (Charlottesville)

### 2005-2006 SCHEDULE

Date	Opponent	Time
N18	Liberty	7:00
N22	at Richmond	7:30
N27	at Arizona	7:00
N30	Northwestern	8:00
D4	at Georgia Tech	5:30
D7	Fordham	7:00
D17	at Gonzaga	10:30
D23	Loyola-Baltimore	7:00
D28	UMBC (Siegel Center)	7:00
	Richmond, Va.	
D31	Hartford	2:00
J2	at Western Kentucky	8:00
J7	Clemson	12:00
J11	Florida State	7:00
J15	at Virginia Tech	4:00
J19	North Carolina	7:00
J24	Miami	9:00
J28	at Duke	7:00
F1	at NC State	7:00
F4	Wake Forest	1:30
F7	at Maryland	7:00
F11	Virginia Tech	8:00
F15	Longwood	7:00
F18	at Florida State	4:00
F21	Boston College	7:00
F25	at Clemson	2:00
M1	at North Carolina	9:00
M5	Maryland	3:30

### 2005-2006 ROSTER

No.	Player	Pos.	Ht.	Wt.	Yr.	Hometown	PPG	RPG	APG
00	Sam Warren	C	6-10	235	FR	Greenwood Village, Colo.	-	-	-
02	J.R. Reynolds	G	6-2	200	JR	Roanoke, Va.	10.7	2.5	1.7
11	Laurynas Mikaluskas	F	6-8	250	FR	Palanga, Lithuania	-	-	-
12	Billy Campbell	G	6-0	183	SR	Atlanta, Ga.	1.3	0.3	0.0
15	T.J. Bannister	G	5-10	170	JR	Jacksonville, Fla.	4.3	1.5	3.7
21	Tunji Soroye	C	6-11	210	SO	Dugbe Ibadan, Nigena	0.6	1.3	0.1
24	Mamadi Diane	G/F	6-5	190	FR	Potomac, Md.	-	-	-
30	Adrian Joseph	F	6-7	200	SO	San Fernando, Tnnidad	4.2	1.2	0.3
33	Jason Cain	F	6-10	205	JR	Philadelphia, Penn.	-	-	-
42	Mike Forkin	F	6-5	189	JR	Centreville, Va.	0.4	0.2	0.0
44	Saan Singletary	G	6-0	180	SO	Philadelphia, Penn.	10.5	3.0	3.9
55	Donte Minter	F/C	6-8	245	JR	Salisbury, N.C.	1.3	0.5	0.0



# VMI KEYDETS



Duggar Baucom



**DEC. 31, 2005**  
**COLLEGE PARK, MD.**

## GENERAL INFORMATION

Location: Lexington, Va.  
Enrollment: 1,300  
Founded: 1839  
Colors: Red, White, and Yellow  
Conference: Big South  
Nickname: Keydets  
Home Arena: Cameron Hale (5,029)  
Superintendent: General J.H. Binford Peay III  
Athletics Director: Donny White

## COACHING STAFF

Head Coach: Duggar Baucom (UNC Charlotte '95)  
Career Record/Yrs: first year at VMI  
Best Time to Reach: Contact SID  
Office Phone: 540-464-7526  
Assistant Coaches: Daniel Willis (Lenoir-Rhyne College '01), Del Harris (Fork Union (Va.) Military Academy '96), Jason Allison (Liberty University '99)

## 2004-2005

Overall Record: 9-18  
Conference Record: 3-13 / 9th (Big South)  
Final Ranking: None  
Postseason: None

## MEDIA SERVICES

Basketball SID: Wade Branner  
Office Phone: 540-464-7253  
Home: 540-463-5033  
E-Mail: brannerwh@vmi.edu  
Office Fax: 540-464-7583  
Press Row Phone: 540-463-6723  
Website: www.vmikeydets.com

## 2005-2006 ROSTER

No.	Player	Pos.	Ht.	Wt.	Yr.	Hometown	PPG	RPG	APG
1	Matt Coward	G	5-0	160	JR	Richmond, Va	11.9	3.1	4.9
2	Willie Bell	F	6-5	190	FR	Newport News, Va.	-	-	-
3	Chavis Holmes	G	6-4	180	FR	Charlotte, N.C.	-	-	-
4	Tadas Menkevicius	C	6-9	230	SR	Kaunas, Lithuania	3.2	2.9	0.2
5	Fred Robinson	G	6-2	180	JR	Alexandria, Va.	4.1	1.4	0.7
12	Sean Christiansen	G	6-3	175	SO	Greenville, Pa	3.5	1.0	0.7
15	Preston Beverly	F	6-6	240	SR	Monroe Township, N.J.	5.4	5.1	0.6
21	Levar Joseph	G	6-2	170	SR	Vachene, La.	9.4	1.8	0.8
22	Matt Murrer	F	6-7	185	JR	Richmond, Va.	3.9	2.7	0.5
23	Travis Holmes	G	6-4	180	FR	Charlotte, N.C.	-	-	-
24	Jack Castleberry	G	6-3	180	JR	Virginia Beach, Va	0.4	1.0	0.4
25	Dusty Pflugner	G	6-2	285	FR	Sarasota, Fla.	-	-	-
32	Zach West	G	6-2	185	SO	Cincinnati, Ohio	1.0	0.7	0.0
34	Craig McCargo	G	5-9	170	FR	South Boston, Va.	-	-	-
42	Justin Jarman	F/C	8-8	220	SO	Shinnston, W.Va.	1.1	1.0	0.1
55	Reggie Williams	F	6-5	195	SO	Prince George, Va.	15.5	4.7	2.5

# VIRGINIA TECH HOKIES



Seth Greenberg



**JAN. 21, 2006**  
**COLLEGE PARK, MD.**



Coleman Collins

## GENERAL INFORMATION

Location: Blacksburg, Va.  
Enrollment: 28,000  
Founded: 1872  
Colors: Chicago Maroon and Burnt Orange  
Conference: Atlantic Coast  
Nickname: Hokies  
Home Arena: Cassell Coliseum (10,052)  
President: Dr. Charles Steger  
Athletics Director: Jim Weaver

## COACHING STAFF

Head Coach: Seth Greenberg (Fairleigh Dickinson '78)  
Career Record/Yrs: 31-28/2  
Best Time to Reach: Contact SID  
Office Phone: 540-231-6725  
Assistant Coaches: Brad Greenberg (American '77), Ryan Odom (Hampden-Sydney '96), Stacey Palmore (Livingstone '93)

## 2004-2005

Overall Record: 16-14  
Conference Record: 8-8 / T4th (ACC)  
Final Rankings: None  
Postseason: 1-1, Lost at Memphis, 83-62, in NIT  
Second Round

## MEDIA SERVICES

Basketball SID: Bill Dyer  
Office Phone: 540-231-8852  
Home: 540-552-8461  
E-Mail: wdyer@vt.edu  
Office Fax: 540-231-6984  
Press Row Phone: 540-231-4905  
Website: www.hokiesports.com

## SERIES INFORMATION

Series Record: Maryland leads, 24-5  
Last Meeting: Virginia Tech won, 86-76, on 3/5/05  
(Blacksburg)

## 2005-2006 ROSTER

No.	Player	Pos.	Ht.	Wt.	Yr.	Hometown	PPG	RPG	APG
1	Zabian Dowdell	G	6-0	200	JR	Pahokee, Fla.	14.4	3.1	2.7
2	Hyman Taylor	C/F	6-9	235	FR	Ft. Lauderdale, Fla.	-	-	-
3	Shawn Hams	G	6-4	220	SR	Etnick, Va.	2.9	1.1	0.2
11	Wynton Witherspoon	G/F	6-7	185	SO	Atlanta, Ga.	2.4	1.3	0.5
13	Deron Washington	G/F	6-7	195	SO	New Orleans, La.	7.9	4.6	1.0
14	Robert Krabbendam	C/F	7-0	230	SO	Hoom, The Netherlands	1.0	1.2	0.1
15	Terrance Vinson	F	6-8	210	FR	Valdosta, Ga.	3.6	1.6	1.6
21	Allen Calloway	F	6-8	215	SR	Danville, Va.	1.4	1.8	0.4
22	Jamon Gordon	G	6-3	200	JR	Blacksburg, Va.	10.9	5.1	4.1
24	Markus Saites	G	6-5	210	JR	Richmond, Va.	0.3	0.7	0.7
25	Bob Ritchie	G/F	6-5	190	SR	Burke, Va.	0.3	0.0	0.0
33	Coleman Collins	F	6-9	235	JR	Stone Mountain, Ga.	11.4	7.0	0.8
34	Cheick Diakite	F	6-8	230	FR	Bamako, Mali	-	-	-
40	A.D. Vassallo	F/G	6-6	213	FR	Toa Baja, P.R.	-	-	-
42	Chris Tucker	F	6-7	220	JR	Fincastle, Va.	1.5	1.1	0.4



# WAKE FOREST DEMON DEACONS



Skip Prosser



**JAN. 15, 2006**  
**COLLEGE PARK, MD.**



Justin Gray

## GENERAL INFORMATION

Location: Winston Salem, N.C.  
Enrollment: 3,950  
Founded: 1834  
Colors: Old Gold and Black  
Conference: Atlantic Coast  
Nickname: Demon Deacons  
Home Arena: Lawrence Joel Veterans Memorial Coliseum  
President: Dr. Thomas K. Hearn  
Athletics Director: Ron Wellman

## COACHING STAFF

Head Coach: Skip Prosser (U.S. Merchant Marine Academy '72)  
Career Record/Yrs: 67-29/4  
Best Time to Reach: Contact SID  
Office Phone: 336-758-5622  
Assistant Coaches: Pat Kelsey (Xavier '98), Jeff Battle (Marshall '85), Dino Gaudio (Ohio '81)

## 2004-2005

Overall Record: 27-6  
Conference Record/Finish: 13-3 / 2nd (ACC)  
Final Rankings: 3rd in AP, 11th in USA Today/ESPN poll  
Postseason: 1-1, Lost to West Virginia, 111-105 (2ot) in NCAA Second Round

## MEDIA SERVICES

Basketball SID: Dean Buchan  
Office Phone: 336-758-5640  
Home: 336-287-8954  
E-Mail: buchandw@wfu.edu  
Office Fax: 336-758-5140  
Press Row Phone: 336-727-2945  
Website: www.wakeforestsports.com

## SERIES INFORMATION

Series Record: Maryland leads, 57-54  
Last Meeting: Wake Forest won, 81-66, on 1/11/05 (Winston-Salem)

## 2005-2006 ROSTER

No.	Player	Pos.	Ht.	Wt.	Yr.	Hometown	PPG	RPG	APG
0	Chris Ellis	F	6-9	267	Sr.	Marietta, GA	3.8	3.0	0.3
1	Justin Gray	G	6-2	194	Sr.	Charlotte, NC	16.0	2.8	2.2
2	Kevin Swinton	F	6-7	224	Fr.	Greensboro, NC	-	-	-
4	Harvey Hale	G	6-2	186	Fr.	Albuquerque, NM	9.9	2.5	2.5
10	John Buck	F	6-8	201	Sr.	Westbury, NY	0.3	0.3	0.1
11	Cameron Stanley	F	6-6	214	r-Fr.	Raleigh, NC	-	-	-
13	Shamaine Dukes	G	6-1	175	Fr.	Cuthbert, GA	7.1	4.5	0.8
31	Eric Williams	C	6-9	280	Sr.	Wake Forest, NC	16.1	7.7	0.5
33	Trent Strickland	G-F	6-5	216	Sr.	East Flat Rock, NC	5.9	3.5	0.7
34	Michael Drum	F	6-6	204	Jr.	Rural Hall, NC	-	-	-
44	David Weaver	F-C	6-10	224	Fr.	Black Mountain, NC	-	-	-
55	Kyle Visser	C	6-11	244	Jr.	Grand Rapids, MI	3.2	1.5	0.2

# WESTERN CAROLINA CATAMOUNTS



Larry Hunter



**DEC. 7, 2005**  
**COLLEGE PARK, MD.**



David Berghoefer

## GENERAL INFORMATION

Location: Cullowhee, N.C.  
Enrollment: 7,034  
Founded: 1889  
Colors: Purple and Yellow  
Conference: Southern Conference  
Nickname: Catamounts  
Home Arena: Ramsey Activity Center  
Chancellor: John Bardo  
Athletics Director: Chip Smith

## COACHING STAFF

Head Coach: Larry Hunter (Ohio '71)  
Career Record/Yrs: 509-224/25  
Best Time to Reach: Contact SID  
Office Phone: 828-227-2017  
Assistant Coaches: Bobby Woollum (Bucknell '89), Anquell McCollum (Western Carolina '00), Dustin Ford (Ohio '01)

## 2004-2005

Overall Record: 8-22  
Conference Record/Finish: 3-13 / 6th in SC North  
Final Ranking: None  
Postseason: None

## MEDIA SERVICES

Basketball SID: Mike Cawood  
Office Phone: 828-227-2339  
Home: 828-293-0710  
E-Mail: cawood@email.wcu.edu  
Office Fax: 828-227-7688  
Press Row Phone: 828-227-2129  
Website: www.catamountsports.com

## 2005-2006 ROSTER


No.	Player	Pos.	Ht.	Wt.	Yr.	Hometown	PPG	RPG	APG
0	Jared Outing	F	6-7	200	SR	Columbia, S.C.	3.7	2.4	0.6
3	Corey Muirhead	G	6-6	185	SR	York, Ontario	9.7	4.3	1.5
4	David Berghoefer	C	6-10	230	SR	Cross Plains, Wis.	14.6	8.0	1.2
5	Antonio Russell	G	6-0	170	SO	Tampa, Fla.	7.6	2.8	1.4
11	Trey Hopkins	G	6-1	175	FR	Orlando, Fla.	9.7	2.8	3.3
12	Hakan Demirel	G	6-3	190	SO	Bursa, Turkey	-	-	-
14	Eric Wilson	G	6-2	210	SO	Lincolnton, N.C.	1.6	1.4	0.6
21	Negus McKenna	G	6-4	210	SO	Montreal, Quebec	4.8	2.0	0.9
24	Charles Bouie	F	6-7	210	RS FR	Pahokee, Fla.	-	-	-
30	Jamar Jenkins	F	6-6	225	RS FR	Chapel Hill, Tenn.	-	-	-
40	Kyle Greathouse	G	6-0	175	JR	Lancaster, Ohio	7.2	2.7	2.8





MEN'S  
**Bb**  
BASKETBALL

# 2004-05 REVIEW





# 2004-05 REVIEW NOTEBOOK

• The Maryland men's basketball team finished its season with a 19-13 record and an appearance in the semifinals of the 2005 National Invitation Tournament (NIT). The 2004-05 season marked the ninth straight in which the Terrapins won 19 games or more. Maryland has averaged 23.5 wins per season since 1996-97.

• The Terps' 2005 NIT berth marked the 12th consecutive season of postseason play for the squad. The appearance in the NIT semifinals was the first for a Maryland team since 1972, when the Terrapins were crowned champions of the postseason tournament. Maryland's 2005 NIT appearance came after being one of only five schools to have gone to the past 11 NCAA Tournaments, and earned the Terps a trip to Madison Square Garden, the "world's most famous arena."

• Terrapin head coach **Gary Williams** is now the 12th-winningest active coach in all of Division I men's basketball with an overall record of 541-306 and a 334-178 slate in 16 seasons at his alma mater. He is now in fifth place on the ACC's all-time wins list (334) and ranks fourth all-time in victories over ACC teams (139). Williams was inducted as part of the inaugural class into the Washington D.C. Sports Hall of Champions this past September, and was selected as one of *Washingtonian Magazine's* "Washingtonians of the Year" in January. He was a two-time ESPN college basketball coach of the week this season, and will be inducted into the University of Maryland Alumni Hall of Fame this spring.

• Maryland played the 10th-toughest schedule in the nation in 2004-05, according to the end-of-season RPI report. The Terrapins downed four ranked opponents in 2004-05, including No. 25 Memphis on Nov. 26 to win the 2004 Basketball Hall of Fame Tip-Off Classic. Victories over No. 2 Duke (Jan. 26) at Cameron Indoor Stadium and the No. 7 Blue Devils (Feb. 12) at Comcast Center sandwiched a win over No. 22 Georgia Tech at home on Jan. 30. The Terrapins have posted 61 Top 25 victories under Williams, and since the 1989-90 season, the Terrapins have defeated 15 Top 5 opponents, 24 Top 10 foes, 15 Top 5 squads and the No. 1 team in the nation a total of five times. Williams has led the Terps to victory over the No. 3, No. 2 or No. 1 team in the nation in each of the last six seasons.

• The Terps' season sweep of the Blue Devils cemented the Maryland-Duke rivalry as one of college basketball's hottest tickets. Since the spring of 2000, the Terps and Blue Devils have squared off 16 times, an average of 2.7 meetings per year. The Terps have won three straight in the series for the first time since 1982, and five of the last eight meetings. The last 15 matchups, during which the Terps are 7-8, have included regular-season meetings, ACC Tournament tilts and a Final Four matchup in Minneapolis in 2001. The 2004-05 season sweep was the first over the Devils since the 1994-95 season, and marked the first sweep of Duke by any ACC team since 1995-96. ESPN's College Basketball GameDay and ESPN2's Cold Pizza were at Comcast Center to capture the excitement of the Maryland-Duke rivalry weekend in February.

• At 81.9 points per game, the Terps finished fifth in the nation in terms of scoring offense. In the ACC, Maryland ranked third only behind NCAA champion and national scoring leader UNC (88.0 ppg) and Wake Forest (84.9 ppg). The Terrapins scored 85 or more points in 13 of their 32 contests on the season.

• Maryland made a significant improvement at the free throw line in 2004-05, leading the 11-team ACC with a .726 mark after finishing ninth (.631) in 2003-04. **Chris McCray** led the league with a 94.3 percent success rate during the regular season, and finished sixth nationally and second in the league at 90.3 percent at season's end. **Travis Garrison** (81.9 percent, sixth), **Nik Caner-Medley** (76.7 percent, eighth) and **John Gilchrist** (74.2 percent, 11th) all ranked among the ACC's top 15 shooters from the charity stripe. The Terps' top team performance from the line in 2004-05 came against UNC Asheville, when Maryland made a perfect 13 of 13 attempts. Maryland hit at 75 percent or better from the free throw line in 12 of their 32 contests on the season, and posted a 9-3 record in those games.

• The Terrapins averaged an ACC-leading 43.3 rebounds per game in 2004-05, holding a +3.3 rebounding margin over their opponents. The Terps' mark on the glass was the highest for a Maryland team since the 1975-76 season (43.5) and tied for the 13th-best rebounding average in school history. The Terrapins boasted four of the ACC's top 25 rebounders in **Travis Garrison** (6.5), **Ekene Ibekwe** (6.3), **Nik Caner-Medley** (6.2), and **John Gilchrist** (5.1). The 2004-05 Terrapins were the fourth consecutive Maryland squad to average more than 40 rebounds per game, and the sixth overall in the Williams Era. The Terrapins outrebounded 21 of 32 opponents in 2004-05, and notched a 15-6 record when beating their foes on the boards. The Terps grabbed a team-high 61 rebounds vs. Liberty (Dec. 28), the

sixth-most in school history and the most for a Terrapin team since collecting 64 vs. North Texas on Dec. 23, 1998. The Terps' +31 rebounding advantage over the Flames was the largest margin recorded by an ACC team this season.

• The Terrapins averaged 6.3 blocks per game — good enough for sixth in the nation and second in the ACC. A testament to the 2004-05 Terps' athleticism — all 13 of the Terps' players tallied at least one block, including walk-on **Gini Chukura**, who played in six games. Besides their season-high 15 rejections against Oral Roberts (March 16), the Terps blocked 11 shots in their season-opener vs. Jackson State (Nov. 19), 11 against Virginia (Jan. 19) and 10 vs. Liberty on Dec. 28. The Duke Blue Devils, who led the ACC in rejections at 6.7 per game, were out-swatted by the Terps on Feb. 12, 8-4.

• Including the three home games in the Postseason NIT, the Terps posted the highest total attendance number in school history (299,391), and recorded the third-highest season attendance average ever (16,333). School attendance records have been shattered with the Terps' move into the state-of-the-art Comcast Center, with a three-year home attendance total of 867,648, and a three-year average of 17,283. The Terps finished sixth in the nation in home attendance after finishing fifth in each of the last two seasons.

## SEASON HONORS

### MARYLAND TEAM

- ESPN.com Team of the Week, Feb. 14

### NIK CANER-MEDLEY

- Third Team All-ACC
- ESPN.com National Player of the Week, Jan. 31
- BB&T Classic All-Tournament Team

### JOHN GILCHRIST

- Honorable Mention All-ACC
- ACC Player of the Week: Dec. 20 & Feb. 14
- Dick Vitale's All-Rambo Team (Overall Tough Customers), Jan. 13
- BB&T Classic All-Tournament Team
- Hall of Fame Tip-Off Classic MVP

### CHRIS MCCRAY

- Dick Vitale's All-Blender Team (Best at blending in and helping the team), Jan. 13

### D.J. STRAWBERRY

- Dick Vitale's All-Sixth Man Team, Jan. 13

### GARY WILLIAMS

- Dick Vitale's National Coach of the Week (Jan. 31 and Feb. 14)

## RECORDS WITH VARIOUS STARTING LINEUPS

F Garrison	F Caner-Medley	C Ibekwe	G Gilchrist	G McCray	(9-5)
Jackson State-W (11/19), Mercer-W (11/23), Memphis-W (11/26), Wisconsin-L (11/30), George Mason-W (12/4), George Washington-L (12/5), UNC Asheville-W (12/12), Florida State-W (12/19), American-W (12/23), Liberty-W (12/28), North Carolina-L (1/8), Virginia-W (1/19), NC State-L (1/23), Clemson-L (2/22)					
F Garrison	C Ibekwe	G Gilchrist	G McCray	G Strawberry	(1-0)
Mount St. Mary's-W (1/4)					
F Garrison	F Caner-Medley	C Ibekwe	G McCray	G Strawberry	(0-1)
Wake Forest-L (1/11)					
F Garrison	F Caner-Medley	C Ibekwe	G Gilchrist	G Strawberry	(1-0)
Temple-W (1/15)					
F Caner-Medley	C Bowers	G Gilchrist	G McCray	G Jones	(1-1)
Duke-W (1/26), Clemson-ACC-L (3/10)					
F Garrison	F Caner-Medley	C Bowers	G Gilchrist	G McCray	(2-3)
Georgia Tech-W (1/30), Clemson-L (2/1), Miami-L (2/5), Duke-W (2/12), NC State-L (2/16)					
F Garrison	F Caner-Medley	C Gist	G Gilchrist	G McCray	(1-1)
Virginia Tech-W (2/8), Virginia Tech-L (3/5)					
F Garrison	F Caner-Medley	G Gilchrist	G McCray	G Jones	(1-0)
Virginia-W (2/19)					
F Grinnon	F Caner-Medley	C Garrison	G Gilchrist	G McCray	(0-1)
North Carolina-L (2/27)					
F Garrison	F Caner-Medley	C Bowers	G Ledbetter	G Jones	(1-0)
Oral Roberts-W (3/16)					
F Garrison	F Caner-Medley	C Bowers	G Ledbetter	G McCray	(2-0)
Davidson-W (3/23), TCU-W (3/26)					
F Garrison	F Caner-Medley	C Ibekwe	G Ledbetter	G McCray	(0-1)
South Carolina-L (3/29)					





# 2004-05 SEASON RESULTS

**OVERALL: 19-13 • ACC: 7-9 • HOME: 15-3 • AWAY: 2-7 • NEUTRAL: 2-3**

DATE	TIME	MD RANK	OPPONENT	OPP RANK	SCORE	ATTEND	HIGH POINTS	HIGH REBS	HIGH ASTS
11/19/04	8:00 p.m.	[15/16]	JACKSON STATE	--	W 93-57	17,950	Garrison 21	Ibekwe 8	Gilchrist 8
11/23/04	8:00 p.m.	[13/14]	MERCER	--	W 93-67	17,950	Caner-Medley 21	McCray 9	Gilchrist 6
11/26/04	9:00 p.m.	[13/14]	@ vs Memphis	[25/24]	W 84-61	5,926	McCray 16 Gilchrist 16	Garrison 10	Gilchrist 7
11/30/04	9:30 p.m.	[12/12]	# at Wisconsin	[25/23]	L 64-69	17,142	Ibekwe 21	Ibekwe 12	Gilchrist 8
12/04/04	1:00 p.m.	[12/12]	\$ vs George Mason	--	W 78-54	13,104	Caner-Medley 20 McCray 20	Garrison 6	Gilchrist 9
12/05/04	3:00 p.m.	[12/12]	\$ vs George Washington	--	L 92-101	13,343	Gilchrist 23	Ibekwe 8	Gilchrist 5
12/12/04	1:00 p.m.	[23/17]	UNC ASHEVILLE	--	W 96-72	17,950	Gilchrist 22	Ibekwe 7	Gilchrist 7
12/19/04	6:00 p.m.	[23/19]	* FLORIDA STATE	--	W 90-88 (ot)	17,950	Gilchrist 21	Gilchrist 13	Gilchrist 8
12/23/04	8:00 p.m.	[24/21]	AMERICAN	--	W 82-61	17,950	Gilchrist 20	Ibekwe 13	Gilchrist 5
12/28/04	8:00 p.m.	[24/23]	LIBERTY	--	W 112-68	17,950	Gilchrist 28	Ibekwe 12	Gilchrist 3 Strawberry 3 Bowers 3
01/04/05	8:00 p.m.	[22/21]	MOUNT ST. MARY'S	--	W 85-53	17,950	Gilchrist 17 Caner-Medley 17	Ibekwe 8 Gist 8	Gilchrist 3
01/08/05	12:00 p.m.	[22/21]	* at North Carolina	[3/4]	L 75-109	21,750	Garrison 13 McCray 13	Caner-Medley 4 McCray 4 Gilchrist 4	Gilchrist 3 McCray 3 Ledbetter 3
01/11/05	9:00 p.m.	[rv/rv]	* at Wake Forest	[4/3]	L 66-81	14,665	Caner-Medley 21	Ibekwe 7	Caner-Medley 4 McCray 4
01/15/05	2:00 p.m.	[rv/rv]	TEMPLE	--	W 80-69	17,950	Caner-Medley 35	Caner-Medley 9	Gilchrist 5
01/19/05	9:00 p.m.	[rv/rv]	* VIRGINIA	--	W 82-68	17,950	Caner-Medley 26	Garrison 9	Gilchrist 7
01/23/05	6:00 p.m.	[rv/rv]	* NC STATE	[rv/rv]	L 69-85	17,950	Caner-Medley 15	Caner-Medley 10	Gilchrist 3 McCray 3
01/26/05	9:00 p.m.	[rv/--]	* at Duke	[2/2]	W 75-66	9,314	Caner-Medley 25	Gilchrist 9 Ibekwe 9	Caner-Medley 3 Gilchrist 3
01/30/05	5:30 p.m.	[rv/--]	* GEORGIA TECH	[22/21]	W 79-71	17,950	Caner-Medley 19	Garrison 15	Gilchrist 7
02/01/05	7:00 p.m.	[22/24]	* at Clemson	--	L 73-88	6,700	Gilchrist 18	Caner-Medley 8	Gilchrist 3
02/05/05	3:00 p.m.	[22/24]	* at Miami	--	L 73-75 (ot)	7,000	McCray 23	Jones 7 Garrison 7 Caner-Medley 7	McCray 5
02/08/05	9:00 p.m.	[rv/rv]	* VIRGINIA TECH	--	W 86-71	17,950	Caner-Medley 21	Caner-Medley 7 Gist 7	Gilchrist 10
02/12/05	9:00 p.m.	[rv/rv]	* DUKE	[7/8]	W 99-92 (ot)	17,950	Gilchrist 19	Garrison 11	Gilchrist 9
02/16/05	9:00 p.m.	[22/rv]	* at NC State	--	L 63-82	16,393	Caner-Medley 19	Caner-Medley 6 Gist 6	Ledbetter 3
02/19/05	3:30 p.m.	[22/rv]	* at Virginia	--	W 92-89 (2ot)	8,218	Gilchrist 22	Caner-Medley 11	Gilchrist 6 McCray 6
02/22/05	8:00 p.m.	[rv/rv]	* CLEMSON	--	L 93-97	17,950	Caner-Medley 23	Gilchrist 10	Gilchrist 5
02/27/05	5:30 p.m.	[rv/rv]	* NORTH CAROLINA	[2/2]	L 83-85	17,950	McCray 25	Gist 7	Gilchrist 5 McCray 5
03/05/05	4:00 p.m.	[rv/rv]	* at Virginia Tech	--	L 76-86	9,847	McCray 18 Gist 18	McCray 7	Gilchrist 7
3/10/05	Noon	--	% vs. Clemson	--	L 72-84	20,301	McCray 24	Caner-Medley 10	McCray 4
3/16/05	9:00 p.m.	--	& ORAL ROBERTS	--	W 85-72	7,407	Garrison 18 Jones 18	Garrison 11	Caner-Medley 5 Ledbetter 5
3/23/05	8:00 p.m.	--	& DAVIDSON	--	W 78-63	12,126	Gist 15	Caner-Medley 11	Ledbetter 8
3/26/05	Noon	--	& TCU	--	W 85-73	10,608	Caner-Medley 20	Garrison 10	Ledbetter 6
3/29/05	9:00 p.m.	--	^ vs. South Carolina	--	L 67-75	12,657	Garrison 15 McCray 15 Jones 15	Garrison 10	McCray 6

\* - Atlantic Coast Conference game • @ - Hall of Fame Tipoff Classic (Springfield, MA)

# - ACC/Big Ten Challenge • \$ - BB&T Classic (MCI Center, Washington, DC)

% - ACC Tournament (MCI Center, Washington, DC) • & - Postseason NIT (Comcast Center)

^ - Postseason NIT (Madison Square Garden, New York, NY)



# SEASON STATISTICS

## 2004-05 OVERALL SEASON STATS (19-13)

#	Player	GP	GS	Min	Avg	/---TOTAL---			/---3-PTS---			FT	FTA	Pct	/---REBOUNDS---				PF	FO	A	TO	Blk	Stl	Pts	Avg
						FG	FGA	Pct	3FG	FGA	Pct				Off	Def	Tot	Avg								
22	Nik Caner-Medley	32	31	1008	31.5	188	409	.460	43	126	.341	92	120	.767	65	133	198	6.2	65	0	69	75	16	43	511	16.0
13	Chris McCray	31	30	956	30.8	149	326	.457	38	120	.317	102	113	.903	43	90	133	4.3	75	2	99	70	9	58	438	14.1
11	John Gilchrist	28	27	901	32.2	127	298	.426	36	94	.383	98	132	.742	46	97	143	5.1	30	0	153	73	5	42	388	13.9
04	Travis Garrison	32	30	777	24.3	112	252	.444	12	32	.375	86	105	.819	76	131	207	6.5	92	7	27	48	43	12	322	10.1
25	Ekene Ibekwe	30	18	644	21.5	90	220	.409	3	19	.158	69	125	.552	65	124	189	6.3	103	7	20	64	55	27	252	8.4
23	Mike Jones	32	4	437	13.7	81	197	.411	36	102	.353	31	41	.756	27	57	84	2.6	45	0	19	31	7	16	229	7.2
15	James Gist	31	2	533	17.2	72	146	.493	0	1	.000	47	76	.618	39	83	122	3.9	56	0	15	39	31	24	191	6.2
05	D.J. Strawberry	14	3	300	21.4	34	78	.436	7	26	.269	25	41	.610	3	20	23	1.6	25	0	29	28	3	24	100	7.1
31	Will Bowers	31	10	389	12.5	32	80	.400	0	2	.000	22	35	.629	25	56	81	2.6	63	0	14	27	23	4	86	2.8
12	Sterling Ledbetter	23	4	393	17.1	25	59	.424	3	13	.231	25	33	.758	16	35	51	2.2	31	1	45	44	1	11	78	3.4
21	Mike Grinnon	21	1	137	6.5	5	18	.278	2	7	.286	3	4	.750	8	15	23	1.1	10	0	6	8	3	5	15	0.7
44	Hassan Fofana	4	0	29	7.3	4	8	.500	0	0	.000	0	0	.000	2	3	5	1.3	8	0	2	6	2	1	8	2.0
20	Danen Henry	6	0	15	2.5	1	3	.333	0	0	.000	0	1	.000	2	0	2	0.3	2	0	1	0	1	0	2	0.3
33	Gini Chukura	6	0	6	1.0	0	0	.000	0	0	.000	0	0	.000	0	1	1	0.2	0	0	0	0	1	0	0	0.0
TM	TEAM.....														62	61	123	3.8	5			0				
	Total.....	32				920	2094	.439	180	542	.332	600	826	.726	479	906	1385	43.3	610	17	499	513	200	267	2620	81.9
	Opponents.....	32				854	2096	.407	239	695	.344	485	726	.668	467	811	1278	39.9	663	21	447	528	163	267	2432	76.0

## 2004-05 ATLANTIC COAST CONFERENCE GAMES (7-9)

#	Player	GP	GS	Min	Avg	/---TOTAL---			/---3-PTS---			FT	FTA	Pct	/---REBOUNDS---				PF	FO	A	TO	Blk	Stl	Pts	Avg
						FG	FGA	Pct	3FG	FGA	Pct				Off	Def	Tot	Avg								
22	Nik Caner-Medley	16	16	549	34.3	97	223	.435	21	70	.300	50	68	.735	33	68	101	6.3	35	0	31	39	8	21	265	16.6
13	Chris McCray	16	16	529	33.1	72	178	.404	21	62	.339	65	69	.942	28	39	67	4.2	41	0	56	32	5	28	230	14.4
11	John Gilchrist	16	15	548	34.2	65	167	.389	20	51	.392	64	81	.790	33	57	90	5.6	21	0	85	40	3	13	214	13.4
04	Travis Garrison	16	15	392	24.5	50	115	.435	5	19	.263	37	46	.804	28	63	91	5.7	56	5	12	25	21	7	142	8.9
25	Ekene Ibekwe	14	6	279	19.9	39	94	.415	0	5	.000	38	59	.644	23	46	69	4.9	51	5	5	30	20	5	116	8.3
23	Mike Jones	16	2	218	13.6	40	90	.444	15	43	.349	14	20	.700	10	28	38	2.4	28	0	9	16	4	7	109	6.8
15	James Gist	16	2	264	16.5	35	72	.486	0	0	.000	26	46	.565	13	37	50	3.1	31	0	7	16	14	9	96	6.0
31	Will Bowers	16	6	211	13.2	16	44	.364	0	1	.000	9	15	.600	10	28	38	2.4	37	0	4	14	15	3	41	2.6
12	Sterling Ledbetter	14	0	208	14.9	13	31	.419	2	7	.286	10	16	.625	8	18	26	1.9	17	0	21	20	0	3	38	2.7
05	D.J. Strawberry	3	1	67	22.3	8	21	.381	0	5	.000	5	8	.625	2	4	6	2.0	6	0	3	9	0	7	21	7.0
21	Mike Grinnon	10	1	59	5.9	1	5	.200	0	1	.000	0	0	.000	1	6	7	0.7	3	0	1	2	1	3	2	0.2
33	Gini Chukura	2	0	1	0.5	0	0	.000	0	0	.000	0	0	.000	0	0	0	0.0	0	0	0	0	0	0	0	0.0
TM	TEAM.....														30	38	68	4.3	1			0				
	Total.....	16				436	1040	.419	84	264	.318	318	428	.743	219	432	651	40.7	327	10	234	243	91	106	1274	79.6
	Opponents.....	16				467	1069	.437	132	335	.394	267	395	.676	241	439	680	42.5	342	13	246	240	99	133	1333	83.3

## 2005 POSTSEASON NIT GAMES (3-1)

#	Player	GP	GS	Min	Avg	/---TOTAL---			/---3-PTS---			FT	FTA	Pct	/---REBOUNDS---				PF	FO	A	TO	Blk	Stl	Pts	Avg
						FG	FGA	Pct	3FG	FGA	Pct				Off	Def	Tot	Avg								
04	Travis Garrison	4	4	106	26.5	22	50	.440	1	3	.333	15	20	.750	14	23	37	9.3	10	0	2	4	9	1	60	15.0
23	Mike Jones	4	1	74	18.5	22	41	.537	11	27	.407	3	3	1.000	6	8	14	3.5	4	0	3	7	2	3	58	14.5
13	Chris McCray	4	3	133	33.2	17	44	.386	2	18	.111	15	19	.789	7	9	16	4.0	10	1	16	14	1	6	51	12.8
22	Nik Caner-Medley	4	4	128	32.0	16	41	.390	5	16	.313	8	11	.727	3	25	28	7.0	9	0	11	15	2	7	45	11.3
25	Ekene Ibekwe	4	1	89	22.3	12	28	.429	1	4	.250	11	26	.423	9	23	32	8.0	16	1	5	7	12	6	36	9.0
12	Sterling Ledbetter	4	4	132	33.0	7	18	.389	1	6	.167	9	9	1.000	7	14	21	5.3	8	0	20	17	1	4	24	6.0
15	James Gist	4	0	75	18.8	6	18	.333	0	0	.000	10	12	.833	6	11	17	4.3	7	0	1	3	5	5	22	5.5
31	Will Bowers	4	3	36	9.0	5	12	.417	0	1	.000	6	9	.667	4	7	11	2.8	7	0	3	3	3	0	16	4.0
21	Mike Grinnon	4	0	27	6.8	1	3	.333	1	1	1.000	0	0	.000	2	2	4	1.0	2	0	3	1	0	2	3	0.8
20	Danen Henry	1	0	0	0.0	0	0	.000	0	0	.000	0	0	.000	0	0	0	0.0	0	0	0	0	0	0	0	0.0
33	Gini Chukura	1	0	0	0.0	0	0	.000	0	0	.000	0	0	.000	0	0	0	0.0	0	0	0	0	0	0	0	0.0
TM	TEAM.....														8	6	14	3.5	2			0				
	Total.....	4				108	255	.424	22	76	.289	77	109	.706	66	128	194	48.5	75	2	64	71	35	34	315	78.8
	Opponents.....	4				95	277	.343	26	95	.274	67	102	.657	73	100	173	43.2	88	5	52	59	13	38	283	70.8





# GAME-BY-GAME STATISTICS

TEAMS	FGM-FGA	PCT.	3PM-3PA	PCT.	FTM-FTA	PCT.	OR-DR	REB	PF-D	AST	TO	BLK	STL	1H	2H	OT	-	PTS
at Maryland	29-65	.446	7-19	.368	28-34	.824	15-32	47	12-0	22	21	11	13	38	55		-	93
Jackson St. (11/19)	24-70	.343	5-17	.294	4- 8	.500	16-24	40	25-0	11	27	5	12	24	33		-	57
at Maryland	34-77	.442	7-18	.389	18-24	.750	21-30	51	14-0	17	22	9	14	49	44		-	93
Mercer (11/23)	24-62	.387	9-21	.429	10-13	.769	9-25	34	20-0	16	28	5	10	31	36		-	67
Maryland	33-67	.493	2-10	.200	16-21	.762	13-24	37	22-0	20	12	7	14	37	47		-	84
vs. Memphis (11/26)	18-62	.290	3-20	.150	22-27	.815	21-24	45	16-1	54	21	3	3	29	32		-	61
Maryland	26-61	.426	5-16	.313	7-13	.538	13-28	41	24-2	15	18	4	6	32	32		-	64
at Wisconsin (11/30)	22-55	.400	4-20	.200	21-30	.700	9-23	32	17-0	9	12	5	10	38	31		-	69
Maryland	28-55	.509	7-12	.583	15-23	.652	12-29	41	22-0	21	17	7	9	38	40		-	78
vs. Geo. Mason (12/4)	14-57	.246	4-23	.174	22-30	.733	17-21	38	19-1	10	17	1	9	15	39		-	54
Maryland	36-71	.507	6-23	.261	14-28	.500	18-24	42	22-1	15	18	4	7	41	51		-	92
vs. G. Wash. (12/5)	37-69	.536	10-14	.714	17-24	.708	14-22	36	21-0	17	18	5	10	49	52		-	101
at Maryland	38-69	.551	7-20	.350	13-13	1.000	11-26	37	14-0	21	14	7	12	45	51		-	96
Asheville (12/12)	28-67	.418	7-31	.226	9-15	.600	16-18	34	14-0	15	17	5	10	34	38		-	72
at Maryland	30-75	.400	4-18	.222	26-37	.703	16-28	44	26-2	17	15	8	12	42	38	10	-	90
Fla. State (12/19)	31-71	.437	5-15	.333	21-32	.656	21-35	56	26-1	11	25	5	7	35	45	8	-	88
at Maryland	30-66	.455	9-19	.474	13-19	.684	19-25	44	13-0	17	14	6	9	36	46		-	82
American (12/23)	24-53	.453	6-19	.316	7-14	.500	6-22	28	17-1	13	17	5	7	34	27		-	61
at Maryland	45-83	.542	6-18	.333	16-24	.667	22-39	61	15-0	17	8	10	7	52	60		-	112
Liberty (12/28)	27-69	.391	8-21	.381	6-14	.429	10-20	30	20-0	14	16	2	3	19	49		-	68
at Maryland	29-68	.426	6-17	.353	21-26	.808	15-37	52	11-0	11	18	5	17	47	38		-	85
Mt. St. Mary's (1/4)	19-64	.297	8-26	.308	7-11	.636	10-28	38	20-0	6	24	3	8	25	28		-	53
Maryland	27-71	.380	2-22	.091	19-26	.731	9-19	28	20-1	11	17	3	14	34	41		-	75
at North Car. (1/8)	39-69	.565	10-20	.500	21-25	.840	13-36	49	17-0	27	24	8	8	47	62		-	109
Maryland	29-61	.475	1-14	.071	7-16	.438	10-26	36	26-1	16	17	7	9	26	40		-	66
at Wake For. (1/11)	28-67	.418	7-21	.333	18-35	.514	23-28	51	20-0	13	15	7	8	47	34		-	81
at Maryland	25-52	.481	6-16	.375	24-34	.706	13-25	38	13-0	14	14	2	9	34	46		-	80
Temple (1/15)	27-63	.429	6-28	.214	9-14	.643	14-21	35	23-0	18	15	6	7	36	33		-	69
at Maryland	28-64	.438	6-18	.333	20-25	.800	10-29	39	17-1	14	9	11	7	40	42		-	82
Virginia (1/19)	23-67	.343	6-16	.375	16-23	.696	18-28	46	22-1	11	15	5	6	41	27		-	68
at Maryland	18-45	.400	5-15	.333	28-41	.683	13-24	37	21-0	10	19	3	2	27	42		-	69
NC State (1/23)	28-58	.483	12-26	.462	17-23	.739	9-23	32	26-1	17	9	3	6	53	32		-	85
Maryland	26-63	.413	3-11	.273	20-24	.833	19-29	48	15-0	9	23	7	10	30	45		-	75
at Duke (1/26)	24-72	.333	7-25	.280	11-17	.647	21-19	40	18-1	14	19	8	15	34	32		-	66
at Maryland	26-58	.448	5-15	.333	22-30	.733	12-36	48	21-0	15	16	6	2	44	35		-	79
Georgia Tech (1/31)	26-74	.351	4-20	.200	15-18	.833	15-24	39	23-1	9	11	4	9	34	37		-	71
Maryland	24-61	.393	2-11	.182	23-30	.767	11-29	40	21-2	8	16	1	4	29	44		-	73
at Clemson (2/1)	34-68	.500	7-18	.389	13-21	.619	10-29	39	22-0	19	12	4	13	45	43		-	88
Maryland	24-63	.381	11-24	.458	14-22	.636	16-35	51	20-0	14	19	5	5	26	41	6	-	73
at Miami (2/5)	23-72	.319	9-28	.321	20-26	.769	17-29	46	20-0	10	9	6	12	29	38	8	-	75
at Maryland	31-59	.525	5-15	.333	19-21	.905	8-24	32	13-0	19	13	6	8	42	44		-	86
Virginia Tech (2/8)	29-59	.492	6-15	.400	7-12	.583	9-21	30	18-1	18	18	8	6	30	41		-	71
at Maryland	33-75	.440	4-10	.400	29-39	.744	16-34	50	22-0	20	10	8	2	48	40	11	-	99
Duke (2/12)	29-73	.397	11-28	.393	23-30	.767	13-28	41	31-5	12	11	4	4	43	45	4	-	92
Maryland	21-57	.368	5-15	.333	16-22	.727	12-21	33	19-0	12	12	2	8	34	29		-	63
at NC State (2/16)	25-57	.439	13-30	.433	19-21	.905	12-27	39	20-0	22	12	6	8	48	34		-	82
Maryland	30-76	.395	7-18	.389	25-34	.735	15-35	50	19-1	22	15	6	5	30	39	13/10	-	92
at Virginia (2/19)	33-75	.440	11-25	.440	12-27	.444	11-35	46	24-2	19	13	7	6	30	39	13/7	-	89
at Maryland	33-81	.407	8-23	.348	19-26	.731	29-18	47	29-2	18	16	7	6	39	54		-	93
Clemson (2/22)	32-55	.582	8-12	.667	25-41	.610	14-23	37	26-0	12	18	13	9	49	48		-	97
at Maryland	30-71	.423	11-17	.647	12-13	.923	14-21	35	17-0	14	11	6	4	37	46		-	83
North Carolina (2/27)	31-62	.500	9-22	.409	14-21	.667	16-28	44	15-0	18	17	6	8	47	38		-	85
Maryland	26-60	.433	5-18	.278	19-22	.864	9-24	33	21-0	15	15	5	8	37	39		-	76
at Virginia Tech (3/5)	32-70	.457	7-14	.500	15-23	.652	19-26	45	14-0	14	12	5	8	45	41		-	86
Maryland	23-65	.354	6-14	.429	20-30	.667	22-27	49	25-2	11	23	2	10	36	36		-	72
vs. Clemson (3/10)	28-59	.475	11-25	.440	17-29	.586	11-24	35	21-0	15	17	6	7	39	45		-	84
at Maryland	26-68	.382	5-24	.208	28-36	.778	23-34	57	19-1	18	20	15	8	39	46		-	85
Oral Roberts (3/16)	26-81	.321	3-21	.143	17-24	.708	25-24	49	24-0	13	15	4	13	32	40		-	72
at Maryland	28-67	.418	3-12	.250	19-26	.731	16-35	51	16-0	15	14	6	8	34	44		-	78
Davidson (3/23)	21-67	.313	10-35	.286	11-17	.647	14-29	43	24-2	16	16	4	5	34	29		-	63
at Maryland	27-55	.491	10-25	.400	21-31	.677	10-31	41	15-0	18	16	8	10	44	41		-	85
TCU (3/26)	24-65	.369	11-29	.379	14-21	.667	14-23	37	24-3	11	15	0	7	43	30		-	73
Maryland	27-65	.415	4-15	.267	9-16	.563	17-28	45	25-1	13	21	6	8	29	38		-	67
vs. South Car. (3/29)	24-64	.375	2-10	.200	25-40	.625	20-24	44	16-0	12	13	5	13	41	34		-	75



# 2004-05 SUPERLATIVES

## MARYLAND GAME HIGHS

POINTS	112	vs Liberty (12/28/04)
FIELD GOALS MADE	45	vs Liberty (12/28/04)
FIELD GOAL ATTEMPTS	83	vs Liberty (12/28/04)
FIELD GOAL PCT.	551 (38-69)	vs UNC Asheville (12/12/04)
3 PT FIELD GOALS MADE	11	vs North Carolina (2/27/05)
	11	at Miami (2/5/05)
3 PT FG ATTEMPTS	25	vs TCU (3/26/05)
3 PT FG PCT.	647 (11-17)	vs North Carolina (2/27/05)
FREE THROWS MADE	29	vs Duke (2/12/05)
FREE THROW ATTEMPTS	41	vs NC State (1/23/05)
FREE THROW PCT	1,000 (13-13)	vs UNC Asheville (12/12/04)
REBOUNDS	61	vs Liberty (12/28/04)
ASSISTS	22	at Virginia (2/19/05)
	22	vs Jackson State (11/19/04)
STEALS	17	vs Mount St. Mary's (1/4/05)
BLOCKED SHOTS	15	vs Oral Roberts (03/16/05)
TURNOVERS	23	vs Clemson (03/10/05)
	23	at Duke (1/26/05)
FOULS	29	vs Clemson (2/22/05)

## OPPONENT GAME HIGHS

POINTS	109	at North Carolina (01/08/05)
FIELD GOALS MADE	39	at North Carolina (01/08/05)
FIELD GOAL ATTEMPTS	81	vs Oral Roberts (03/16/05)
FIELD GOAL PCT.	582 (32-55)	vs Clemson (02/22/05)
3 PT FIELD GOALS MADE	13	at NC State (2/16/05)
3 PT FG ATTEMPTS	35	vs Davidson (03/23/05)
3 PT FG PCT.	714 (10-14)	vs Geo. Wash. (12/5/04)
FREE THROWS MADE	25	vs South Carolina (03/29/05)
	25	vs Clemson (02/22/05)
FREE THROW ATTEMPTS	41	vs Clemson (02/22/05)
FREE THROW PCT.	905 (19-21)	at NC State (2/16/05)
REBOUNDS	56	vs Florida State (12/19/04)
ASSISTS	27	at North Carolina (01/08/05)
STEALS	15	at Duke (01/26/05)
BLOCKED SHOTS	13	vs Clemson (02/22/05)
TURNOVERS	28	vs Mercer (11/23/04)
FOULS	31	vs Duke (02/12/05)

## MARYLAND GAME LOWS

POINTS	63	at NC State (2/16/05)
FIELD GOALS MADE	18	vs NC State (1/23/05)
FIELD GOAL ATTEMPTS	45	vs NC State (1/23/05)
FIELD GOAL PCT.	354 (23-65)	vs Clemson (3/10/05)
3 PT FIELD GOALS MADE	1	at Wake Forest (1/11/05)
3 PT FG ATTEMPTS	10	vs Memphis (11/26/04)
	10	vs Duke (2/12/05)
3 PT FG PCT.	071 (1-14)	at Wake Forest (1/11/05)
FREE THROWS MADE	7	at Wisconsin (11/30/04)
	7	at Wake Forest (1/11/05)
FREE THROW ATTEMPTS	13	at Wisconsin (11/30/04)
	13	vs UNC Asheville (12/12/04)
	13	vs North Carolina (2/27/05)
FREE THROW PCT.	438 (7-16)	at Wake Forest (1/11/05)
REBOUNDS	28	at North Carolina (1/8/05)
ASSISTS	8	at Clemson (2/1/05)
STEALS	2	vs NC State (1/23/05)
	2	vs Georgia Tech (1/30/05)
	2	vs Duke (2/12/05)
BLOCKED SHOTS	1	at Clemson (2/1/05)
TURNOVERS	8	vs Liberty (12/28/04)
FOULS	11	vs Mount St. Mary's (1/4/05)

## OPPONENT GAME LOWS

POINTS	53	vs Mount St. Mary's (1/4/05)
FIELD GOALS MADE	14	vs George Mason (12/4/04)
FIELD GOAL ATTEMPTS	53	vs American (12/23/04)
FIELD GOAL PCT.	246 (14-57)	vs George Mason (12/04/04)
3 PT FIELD GOALS MADE	2	vs South Carolina (3/29/05)
3 PT FG ATTEMPTS	10	vs South Carolina (3/29/05)
3 PT FG PCT.	143 (3-21)	vs Oral Roberts (3/16/05)
FREE THROWS MADE	4	vs Jackson State (11/19/04)
FREE THROW ATTEMPTS	8	vs Jackson State (11/19/04)
FREE THROW PCT.	429 (6-14)	vs Liberty (12/28/04)
REBOUNDS	28	vs American (12/23/04)
ASSISTS	5	vs Memphis (11/26/04)
STEALS	3	vs Memphis (11/26/04)
	3	vs Liberty (12/28/04)

## BLOCKED SHOTS

0	vs TCU (3/26/05)
9	vs NC State (1/23/05)
9	at Miami (2/5/05)
14	vs UNC Asheville (12/12/04)
14	at Virginia Tech (3/5/05)

## INDIVIDUAL GAME-HIGHS

POINTS	35	Nik Caner-Medley vs Temple (1/15/05)
	28	John Gilchrist vs Liberty (12/28/04)
FG MADE	14	Nik Caner-Medley vs Temple (1/15/05)
	10	Ekene Ibekwe at Wisconsin (11/30/04)
FG ATT	21	Nik Caner-Medley vs Temple (1/15/05)
	19	Nik Caner-Medley vs Georgia Tech (01/30/05)
FG PCT	1,000 (6-6)	Mike Jones vs Virginia Tech (2/8/05)
(min 5 made)	1,000 (5-5)	D.J. Strawberry vs UNC Asheville (12/12/04)
3 PT FG MADE	5	Chns McCray vs North Carolina (2/27/05)
	5	John Gilchrist vs Liberty (12/28/04)
3 PT FG ATT	10	Mike Jones vs TCU (03/26/05)
3-PT FG PCT	1,000 (3-3)	D.J. Strawberry vs UNC Asheville (12/12/04)
(min 2 made)	1,000 (2-2)	Travis Gamson vs American (12/23/04)
	1,000 (2-2)	John Gilchrist vs Mercer (11/23/04)
FT MADE	12	John Gilchrist at Clemson (02/01/05)
FT ATT	14	John Gilchrist at Clemson (02/01/05)
FT PCT	1,000 (10-10)	Chris McCray vs Duke (02/12/05)
(min 3 made)	1,000 (9-9)	Travis Gamson vs Jackson State (11/19/04)
	1,000 (8-8)	Sterling Ledbetter vs Oral Roberts (3/16/05)
	1,000 (8-8)	Chns McCray vs Georgia Tech (01/30/05)
	1,000 (7-7)	James Gist vs Davidson (03/23/05)
	1,000 (7-7)	John Gilchrist vs Virginia Tech (02/08/05)
	1,000 (6-6)	Five times
REBOUNDS	15	Travis Gamson vs Georgia Tech (1/30/05)
ASSISTS	10	John Gilchrist vs Virginia Tech (2/08/05)
STEALS	5	Nik Caner-Medley vs Liberty (12/28/04)
	5	John Gilchrist vs Memphis (11/26/04)
BLOCKED SHOTS	6	Ekene Ibekwe vs Liberty (12/28/04)
TURNOVERS	6	Six times

# POINTS-REBOUNDS-ASSISTS (BLOCKS)

Date	Opponent	4	5	11	12	13	15	20	21	22	23	25*	31*	33
N19	JACKSON STATE	21- 7-1	11-2-3	11- 5-8	inj	11-6-1	7-5-1	0-1-1	0-1-0	12-5-1	3-5-3	17- 8-3	0-0-0	dnp
N22	MERCER	4- 5-2	13-0-4	14- 4-6	inj	15-9-1	10-3-0	0-0-0	3-2-1	21-6-2	5-5-0	4- 7-2	0-4-1	dnp
N26	vs. Memphis	9-10-0	8-2-2	16-10-7	inj	16-2-4	7-5-0	0-0-0	0-0-0	15-4-5	9-0-0	4- 1-2	0-0-0	dnp
N30	at Wisconsin	11- 7-1	3-1-2	6- 5-8	inj	14-2-2	1-1-0	dnp	dnp	7-4-2	2-3-0	21-12-2	0-0-0	dnp
D4	vs. George Mason	2- 6-0	7-0-1	9- 5-9	dnp	20-3-3	6-5-2	0-0-0	0-1-0	20-5-3	6-4-0	0- 4-0	4-2-1	dnp
D5	vs. George Wash	12- 7-2	10-2-2	23- 5-5	dnp	9-6-3	12-4-0	dnp	dnp	16-7-2	0-0-0	10- 8-3	dnp	dnp
D12	UNC ASHEVILLE	15- 5-1	13-3-3	22- 4-7	dnp	15-3-4	4-5-1	2-1-0	inj	8-4-2	3-4-1	12- 7-2	2-0-0	dnp
D19	FLORIDA STATE	4- 4-1	11-4-2	21-13-8	dnp	14-0-2	11-7-1	inj	dnp	11-4-2	3-0-0	13- 3-1	2-5-2	dnp
D23	AMERICAN	14- 6-2	4-2-3	20- 4-5	1-0-0	12-2-2	4-7-2	inj	inj	16-4-2	2-0-0	9-13-1	0-2-0	dnp
D28	LIBERTY	8-11-0	7-0-3	28- 5-3	1-1-1	13-5-2	14-8-0	inj	6-2-1	20-5-2	5-2-2	6-12-6	4-7-1	0-1-0
J4	MT. ST. MARY'S	15- 7-1	2-2-1	17- 3-3	6-2-1	8-4-1	2-8-0	inj	1-1-0	17-6-2	6-4-0	6- 8-1	5-6-0	0-0-0
J8	at North Carolina	13- 3-0	8-1-0	11- 4-3	2-1-3	13-4-3	9-2-1	inj	2-2-0	10-4-0	2-0-0	3- 2-1	2-2-0	0-0-0
J11	at Wake Forest	8- 6-0	2-1-1	2- 2-3	3-2-3	2-4-4	8-2-0	inj	dnp	21-6-4	9-1-0	9- 7-2	3-4-0	0-0-0
J15	TEMPLE	6- 5-2	2-3-2	4- 1-5	0-0-1	inj	6-4-1	inj	dnp	35-9-2	21-4-0	2- 1-0	4-5-1	dnp
J19	VIRGINIA	8- 9-0	inj	13- 2-7	0-0-0	12-7-3	4-2-0	inj	dnp	26-7-2	5-3-2	12- 6-2	2-2-3	dnp
J22	NC STATE	11- 5-1	inj	13- 2-3	1-0-0	11-6-3	8-1-0	inj	0-0-1	15-10-2	0-1-0	8- 8-0	2-0-0	dnp
J26	at Duke	9- 5-0	inj	10- 9-3	dnp	7-6-1	1-1-0	inj	0-0-0	25-5-3	4-1-0	15- 9-2	4-7-2	dnp
J31	GEORGIA TECH	7-15-2	inj	15- 5-7	5-5-0	16-2-3	1-1-0	dnp	dnp	19-3-1	2-2-1	14- 9-4	0-1-0	dnp
F1	at Clemson	4- 2-1	inj	18- 7-3	10-2-1	11-2-1	6-4-0	dnp	0-0-0	9-8-2	7-2-0	6- 4-0	2-3-0	dnp
F5	at Miami	8- 7-0	inj	8- 4-4	0-4-0	23-4-5	5-3-1	dnp	0-1-0	8-7-3	14-7-1	inj	7-3-1	dnp
F8	VIRGINIA TECH	2- 1-1	inj	19-5-10	1-1-0	16-3-6	8-7-1	dnp	0-1-0	21-7-1	13-1-0	inj	6-4-1	dnp
F12	DUKE	17-11-1	inj	19-10-9	2-0-1	17-5-5	2-1-0	dnp	dnp	11-9-2	15-5-1	11-5-2	5-2-0	dnp
F16	at NC State	11- 5-1	inj	7- 0-2	3-2-3	11-1-2	6-6-1	dnp	0-0-0	19-6-1	2-3-2	4- 4-2	0-1-0	dnp
F19	at Virginia	20- 8-2	inj	22- 9-6	3-7-1	13-7-6	0-0-0	dnp	dnp	19-11-5	7-3-1	8- 2-2	0-0-1	dnp
F22	CLEMSON	16- 7-2	inj	12-10-5	7-4-3	21-3-4	1-2-1	dnp	0-0-0	23-7-2	6-2-0	7- 4-1	0-0-2	dnp
F27	NORTH CAROLINA	1- 3-0	inj	13- 2-5	2-0-2	25-6-5	8-7-1	dnp	0-1-0	16-5-0	12-4-1	4- 3-0	2-1-0	dnp
M5	at Virginia Tech	3- 0-0	inj	11- 6-7	0-0-4	18-7-3	18-4-0	dnp	0-2-0	12-2-1	8-3-0	2- 3-1	4-3-2	dnp
M10	vs. Clemson (ACC)	3- 3-1	inj	4- 2-2	8-1-1	24-8-4	inj	dnp	0-5-0	14-10-2	0-1-1	9- 7-1	10-6-1	0-0-0
M16	ORAL ROBTS (NIT)	18-11-0	inj	inj	10-9-5	7-4-4	7-4-0	dnp	3-2-1	0-8-5	18-3-1	8- 8-4	14-5-2	dnp
M23	DAVIDSON (NIT)	12- 6-0	inj	inj	10-3-8	11-6-1	15-7-1	dnp	0-0-0	12-11-2	7-2-0	11- 9-5	0-4-0	dnp
M26	TCU (NIT)	15-10-2	inj	inj	2-6-6	18-4-5	0-4-0	0-0-0	0-0-0	20-0-2	18-3-2	10- 8-3	2-2-1	0-0-0
M29	vs. South Car. (NIT)	15-10-0	inj	inj	2-3-1	15-2-6	0-2-0	dnp	0-2-2	13-9-2	15-6-0	7- 7-0	0-0-0	dnp

**Bold** indicates game started, **DNP** = did not play-coach's decision, **inj** = injured, \* = blocks indicated in place of assists





# MISCELLANEOUS STATISTICS

## INDIVIDUAL PERFORMANCES

### POINTS

Player	Points	Opponent
Nik Caner-Medley	35	vs. Temple (1/15/05)
John Gilchrist	28	vs. Liberty (12/28/04)
Nik Caner-Medley	26	vs. Virginia (1/19/05)
Chns McCray	25	vs. North Carolina (2/27/05)
Nik Caner-Medley	25	at Duke (1/26/05)
Chns McCray	24	vs. Clemson-ACC (3/10/05)
Nik Caner-Medley	23	vs. Clemson (2/22/05)
John Gilchrist	23	vs. George Washington (12/5/04)
Chns McCray	23	at Miami (2/5/05)
John Gilchrist	22	at Virginia (2/19/05)
John Gilchrist	22	vs. UNC Asheville (12/12/04)
Nik Caner-Medley	21	vs. Virginia Tech (2/8/05)
Nik Caner-Medley	21	at Wake Forest (1/11/05)
Nik Caner-Medley	21	vs. Mercer (11/23/04)
Travis Garrison	21	vs. Jackson State (11/19/04)
John Gilchrist	21	vs. Florida State (12/19/04)
Ekene Ibekwe	21	at Wisconsin (11/30/04)
Mike Jones	21	vs. Temple (1/15/05)
Nik Caner-Medley	20	vs. TCU (3/26/05)
Nik Caner-Medley	20	vs. Liberty (12/28/04)
Nik Caner-Medley	20	vs. George Mason (12/4/04)
Travis Garrison	20	at Virginia (2/19/05)
John Gilchrist	20	vs. American (12/23/04)
Chns McCray	20	vs. George Mason (12/4/04)

### REBOUNDS

Player	Rebounds	Opponent
Travis Garrison	15 (1 off, 14 def)	vs. Georgia Tech (1/30/05)
John Gilchrist	13 (7 off, 6 def)	vs. Florida State (12/19/04)
Ekene Ibekwe	13 (6 off, 7 def)	vs. American (12/23/04)

Ekene Ibekwe	12 (4 off, 8 def)	vs. Liberty (12/28/04)
Ekene Ibekwe	12 (5 off, 7 def)	at Wisconsin (11/30/04)
Nik Caner-Medley	11 (1 off, 10 def)	vs. Davidson-NIT (3/23/05)
Nik Caner-Medley	11 (2 off, 9 def)	at Virginia (2/19/05)
Travis Garrison	11 (7 off, 4 def)	vs. Oral Roberts-NIT (3/16/05)
Travis Garrison	11 (5 off, 6 def)	vs. Duke (2/12/05)
Travis Garrison	11 (4 off, 7 def)	vs. Liberty (12/28/04)

### ASSISTS

Player	Assists	Opponent
John Gilchrist	10	vs. Virginia Tech (2/8/05)
John Gilchrist	9	vs. Duke (2/12/05)
John Gilchrist	9	vs. George Mason (12/4/04)
John Gilchrist	8	vs. Florida State (12/19/04)
John Gilchrist	8	at Wisconsin (11/30/04)
John Gilchrist	8	vs. Jackson State (11/19/04)
Sterling Ledbetter	8	vs. Davidson-NIT (3/23/05)

### STEALS

Player	Steals	Opponent
Nik Caner-Medley	5	vs. Liberty (12/28/04)
John Gilchrist	5	vs. Memphis (11/26/04)
Nik Caner-Medley	4	at Duke (1/26/05)
John Gilchrist	4	vs. Mercer (11/23/04)
John Gilchrist	4	vs. Jackson State (11/19/04)
James Gist	4	vs. Mount St. Mary's (1/5/05)
Chns McCray	4	vs. Clemson-ACC (3/10/05)
Chns McCray	4	vs. Mount St. Mary's (1/5/05)
Chns McCray	4	vs. George Mason (12/4/04)
Chns McCray	4	vs. Mercer (11/23/04)
D.J. Strawberry	4	vs. Florida State (12/19/04)

### BLOCKED SHOTS

Player	Blocks	Opponent
Ekene Ibekwe	6	vs. Liberty (12/28/04)
Ekene Ibekwe	5	vs. Davidson-NIT (3/23/05)
Travis Garrison	4	vs. South Carolina-NIT (3/29/05)
Travis Garrison	4	vs. Oral Roberts-NIT (3/16/05)
Travis Garrison	4	vs. Duke (2/12/05)
James Gist	4	vs. Florida State (12/19/04)
Ekene Ibekwe	4	vs. Oral Roberts-NIT (3/16/05)
Ekene Ibekwe	4	vs. Georgia Tech (1/30/05)

### DOUBLE-DOUBLES

Player	Breakdown	Opponent
Nik Caner-Medley	12 pts, 11 reb	vs. Davidson-NIT (3/23/05)
Nik Caner-Medley	14 pts, 10 reb	vs. Clemson-ACC (3/10/05)
Nik Caner-Medley	19 pts, 11 reb	at Virginia (2/19/05)
Nik Caner-Medley	15 pts, 10 reb	vs. NC State (1/23/05)
Travis Garrison	15 pts, 10 reb	vs. South Carolina-NIT (3/29/05)
Travis Garrison	15 pts, 10 reb	vs. TCU-NIT (3/26/05)
Travis Garrison	18 pts, 11 reb	vs. Oral Roberts-NIT (3/16/05)
Travis Garrison	17 pts, 11 reb	vs. Duke (2/12/05)
John Gilchrist	12 pts, 10 reb	vs. Clemson (2/22/05)
John Gilchrist	19 pts, 10 reb	vs. Duke (2/12/05)
John Gilchrist	19 pts, 10 ast	vs. Virginia Tech (2/8/05)
John Gilchrist	21 pts, 13 reb	vs. Florida State (12/19/04)
John Gilchrist	16 pts, 10 reb	vs. Memphis (11/26/04)
Ekene Ibekwe	21 pts, 12 reb	at Wisconsin (11/30/04)

## TERRAPIN TENDENCIES

Maryland's Record	Overall	ACC
Overall Record	19-13	7-9
Home	15-3	5-3
Road	2-7	2-6
Neutral	2-3	

Leading at the half	14-0	4-0
Trailing at the half	3-13	2-9
Tied at the half	2-0	1-0
Leading with 5:00 to play	18-1	6-1
Trailing with 5:00 to play	0-12	0-8
Tied with 5:00 to play	1-0	1-0

In single overtime	2-1	2-1
In double overtime	1-0	1-0

Shooting 50% or better	3-1	1-0
Shooting below 50%	14-12	6-9
Shooting 40% or better	16-8	6-5
Shooting below 40%	2-5	1-4

Opponent shooting 50% or better	0-5	0-4
Opponent shooting below 50%	19-8	7-5
Opponent shooting 40% or better	7-11	3-7
Opponent shooting below 40%	12-2	4-1

Shoot higher FG% than opponent	17-4	5-2
Shoot lower FG% than opponent	2-9	2-7
FG% is even	0-0	0-0

More field goal attempts	10-7	3-3
Fewer field goal attempts	7-5	3-5
Field goal attempts are even	2-1	1-1

Making more free throws	17-4	6-3
Making fewer free throws	2-9	1-6
Free throws are even	0-0	0-0

Maryland's Record	Overall	ACC
Outrebounding opponent	16-7	5-4
Outrebounded by opponent	3-6	2-5
Rebounding is even	0-0	0-0

More turnovers than opponent	5-7	1-5
Fewer turnovers than opponent	13-4	6-3
Turnovers are even	1-2	0-1

More fouls than opponent	2-9	0-5
Fewer fouls than opponent	15-3	6-3
Fouls are even	2-1	1-1

Zero Maryland players foul out	15-5	4-8
1+ Maryland players foul out	4-8	3-1

Scoring more bench points	14-5	4-5
Scoring fewer bench points	5-8	3-4
Bench scoring is even	0-0	0-0

Games decided by 3 or less	2-2	2-2
Games decided by 4 to 8	2-3	2-1
Games decided by 9 to 12	3-3	1-1
Games decided by 13 to 19	4-4	2-4
Games decided by 20 or more	8-1	0-1

vs. Top 10 opponent	2-3	2-3
vs. Top 25 opponent	2-4	2-3
vs. Unranked opponent	14-9	4-5
vs. Team with winning record	14-11	7-7
vs. Team with 500 record	2-1	0-1
vs. Team with losing record	3-1	0-1

Player scores 30+ points	1-0	0-0
Player scores 20+ points	13-7	5-4
Terps score 60+ points	15-13	6-9
Terps score 70+ points	16-8	6-6
Terps score 80+ points	13-3	5-2
Terps score 90+ points	7-2	3-1

Maryland's Record	Overall	ACC
Opp. player scores 30+ points	1-0	0-0
Opp. player scores 20+ points	10-10	5-7
Opponents score 60+ points	17-13	7-9
Opponents score 70+ points	8-12	5-9
Opponents score 80+ points	3-10	3-8
Opponents score 90+ points	1-3	1-2

Maryland's Record	Overall	ACC
In November	3-1	0-0
In December	5-1	1-0
In January	5-3	3-3
In February	3-5	3-5
In March	3-3	0-1

Maryland Top Scorer (includes ties)		
Nik Caner-Medley	13	10
John Gilchrist	10	4
Chns McCray	8	2
Travis Garrison	4	1
James Gist	2	1
Mike Jones	2	0
Ekene Ibekwe	1	0

Maryland Top Rebounder (includes ties)		
Nik Caner-Medley	10	7
Travis Garrison	9	4
Ekene Ibekwe	9	1
John Gilchrist	5	3
James Gist	4	3
Chns McCray	3	2
Mike Jones	1	1

Maryland Top Assist Player (includes ties)		
John Gilchrist	24	13
Chns McCray	8	6
Sterling Ledbetter	5	2
Nik Caner-Medley	3	1
Will Bowers	1	0
D.J. Strawberry	1	0

## MARYLAND'S LARGEST ... LEAD

Overall: 45 (95-50 at 6:40 left-2H vs. Liberty, 12/28/04)

ACC: 16 (84-68 at 3:48 left-2H vs. Virginia Tech, 2/8/05)

### DEFICIT

Overall: 42 (65-107 at 3:10 left-2H at North Carolina, 1/8/05)

ACC: 42 (65-107 at 3:10 left-2H at North Carolina, 1/8/05)

### MARGIN OF VICTORY

Overall: 44 (112-68 vs. Liberty, 12/28/04)

ACC: 15 (86-71 vs. Virginia Tech, 2/8/05)

### MARGIN OF DEFEAT

Overall: 34 (75-109 at North Carolina, 1/8/05)

ACC: 34 (75-109 at North Carolina, 1/8/05)

### HALFTIME LEAD

Overall: 33 (52-19 vs. Liberty, 12/28/04)

ACC: 12 (42-30 vs. Virginia Tech, 2/8/05)

### HALFTIME DEFICIT

Overall: 26 (27-53 vs. NC State, 1/23/05)

ACC: 26 (27-53 vs. NC State, 1/23/05)

### HOME CROWD

Overall: 17,950 (sellout, 15 times)

ACC: 17,950 (sellout)

### ROAD CROWD

Overall: 21,750 (at North Carolina, 1/8/05)

ACC: 21,750 (at North Carolina, 1/8/05)

### NEUTRAL CROWD

Overall: 20,301 (vs. Clemson, ACC Tournament, 3/10/05)



# 2004-05 GAME RECAPS

## GAME 1 - 11/19/04 - COMCAST CENTER [15/16] MARYLAND 93 JACKSON STATE 57

COLLEGE PARK, Md. (AP) - Travis Garnison scored a career-high 21 points, and No. 15 Maryland pulled away from Jackson State after halftime in a season-opening victory.

Ekene Ibekwe had a career-high 17 points and eight rebounds for the Terrapins, who had six players score in double figures. Maryland is 102-2 in non-conference home games since Williams arrived before the 1989-90 season.

Ahead by 14 at halftime, Maryland quickly expanded the margin behind Garnison, who scored nine points in an 18-6 run that made it 56-30. Then, after Williams-Parker hit a 3-pointer, Maryland scored 18 straight points to go up by 41.

### MARYLAND 93, JACKSON STATE 57

Comcast Center — Nov. 19, 2004

Tigers	fg	3fg	ft	d	rb	pf	tp	a	to	bk	s	min
Tompkins	f 4-9	1-3	0-0	2-5	7	4	9	0	3	0	1	18
Hassell	f 4-11	1-3	0-0	4-3	7	3	9	1	9	3	2	26
Ross	c 5-8	0-1	0-2	2-4	6	3	10	1	4	0	0	29
White	g 0-11	0-2	0-0	1-3	4	4	0	7	5	0	3	33
Williams-Parker	g 4-10	2-4	0-2	1-2	3	1	10	0	0	0	1	21
King	0-0	0-0	0-0	0-2	2	1	0	0	0	1	0	10
Sanders	0-3	0-0	0-0	0-0	0	0	0	0	3	0	0	8
Wallace	5-11	1-4	0-0	1-2	3	1	11	1	1	0	3	25
Smith	0-2	0-0	0-0	1-1	2	4	0	0	0	1	1	12
Travis	2-5	0-0	4-4	0-2	2	4	8	1	2	0	1	18
TEAM					4-0							
Totals	24-70	5-17	4-8	16-24	40	25	57	11	27	5	12	200
	.343	.294	.500									

Terrapins	fg	3fg	ft	d	rb	pf	tp	a	to	bk	s	min
Garnison	f 6-10	0-1	9-9	2-5	7	0	21	1	1	1	1	19
Caner-Medley	f 3-8	2-3	4-6	3-2	5	1	12	1	1	2	1	19
Ibekwe	c 6-10	1-2	4-4	2-6	8	2	17	3	3	1	1	23
Gilchrist	g 4-12	0-3	3-3	2-3	5	0	11	8	3	0	4	32
McCray	g 4-8	1-3	2-2	1-5	6	1	11	1	4	0	1	24
Strawberry	3-8	2-4	3-4	0-2	2	2	11	3	2	1	2	26
Gist	2-3	0-0	3-6	1-4	5	2	7	1	3	2	1	19
Henry	0-0	0-0	0-0	1-0	1	0	0	1	0	1	0	2
Grinnon	0-1	0-1	0-0	0-1	1	0	0	0	0	0	0	6
Jones	1-4	1-2	0-0	1-4	5	1	3	3	1	1	1	12
Bowers	0-0	0-0	0-0	0-0	0	1	0	0	2	0	0	10
Fofana	0-1	0-0	0-0	0-0	0	2	0	0	1	0	1	8
TEAM					2-0							
Totals	29-65	7-19	28-34	15-32	47	12	93	22	21	11	13	200
	.446	.368	.824									

Jackson State (0-1)	24	33	-	57
MARYLAND (1-0)	38	55	-	93

Officials: James Haney, Ron Groover, Michael Stephens  
Attendance: 17,950 (sellout)

## GAME 2 - 11/23/04 - Comcast Center [13/14] MARYLAND 93 MERCER 67

COLLEGE PARK, Md. (AP) - Nik Caner-Medley scored 21 points, and No. 13 Maryland placed four other players in double figures Tuesday night in a win over Mercer.

Chris McCray had 15 points and a career-best nine rebounds for the Terrapins (2-0), who closed the first half with a 10-0 run to go up 49-31. Maryland stretched the lead to 30 before coach Gary Williams emptied his bench.

John Gilchrist scored 14, D.J. Strawberry had 13 and James Gist 10 for the Terrapins, who have won 13 straight home non-conference games.

### MARYLAND 93, MERCER 67

Comcast Center — Nov. 22, 2004

Bears	fg	3fg	ft	d	rb	pf	tp	a	to	bk	s	min
Emerson	f 8-15	3-7	2-4	2-2	4	2	21	0	2	0	1	30
Walker	f 1-4	1-3	0-0	0-4	4	0	3	1	4	3	1	18
Duke	c 1-5	0-0	6-6	2-6	8	4	8	1	6	2	2	30
Odums	g 5-16	4-8	2-3	1-4	5	4	16	2	2	0	0	32
Coleman	g 4-5	0-0	0-0	0-2	2	4	8	8	5	0	4	29
Hammonds	0-1	0-0	0-0	0-0	0	0	0	0	0	0	1	2
Brown	2-4	1-1	0-0	0-0	0	0	5	0	2	0	0	9
McCurry	0-1	0-0	0-0	0-1	1	1	0	2	1	0	0	8
Alaqua	0-0	0-0	0-0	0-0	0	0	0	0	1	0	0	4
Sionaker	0-1	0-1	0-0	0-0	0	0	0	0	0	0	0	2
Aaron	2-5	0-1	0-0	0-1	1	1	4	0	1	0	1	10
Dolan	1-3	0-0	0-0	0-0	0	2	2	2	2	0	0	16

Pfohl	0-2	0-0	0-0	0-3	3	2	0	0	2	0	0	10
TEAM					4-2							
Totals	24-62	9-21	10-13	9-25	34	20	67	16	28	5	10	200
	.387	.429	.769									

Terrapins	fg	3fg	ft	d	rb	pf	tp	a	to	bk	s	min
Garnison	f 2-8	0-0	0-0	1-4	5	3	4	2	2	0	0	18
Caner-Med	f 9-14	1-3	2-2	3-3	6	0	21	2	1	0	1	30
Ibekwe	c 1-9	0-0	2-6	3-4	7	3	4	0	1	2	0	23
Gilchrist	g 5-8	2-2	2-3	1-3	4	0	14	6	5	1	4	23
McCray	g 5-11	1-6	4-4	2-7	9	2	15	1	2	2	4	26
Strawberry	4-5	1-2	4-5	0-0	0	1	13	4	3	0	2	20
Gist	4-9	0-0	2-2	2-1	3	1	10	0	0	2	2	19
Henry	0-0	0-0	0-0	0-0	0	0	0	0	0	0	0	3
Grinnon	1-2	1-2	0-0	1-1	2	2	3	1	2	1	0	8
Jones	1-7	1-3	2-2	2-3	5	1	5	0	2	0	1	13
Bowers	0-0	0-0	0-0	0-4	1	0	0	2	1	0	0	10
Fofana	2-4	0-0	0-0	0-0	0	4	1	2	0	0	0	7
TEAM					6-0							
Totals	34-77	7-18	18-24	21-30	51	15	93	17	22	9	14	200
	.442	.389	.750									

Mercer (1-1)	31	36	-	67
MARYLAND (2-0)	49	44	-	93

Officials: Tim Nester, Dwayne Gladden, Mark Schmur  
Technical fouls: Maryland-TEAM  
Attendance: 17,950 (sellout)

## GAME 3 - 11/26/04 - Springfield Civic Center [13/14] MARYLAND 84 [25/24] MEMPHIS 61 Hall of Fame Tipoff Classic

SPRINGFIELD, Mass. (AP) - John Gilchrist had 16 points, 10 rebounds and led a scrappy defense that helped No. 13 Maryland run past No. 25 Memphis.

Nik Caner-Medley added 15 points for Maryland (3-0), which led 37-29 at halftime then scored the first seven points of the second half before taking a 28-point lead with 10 minutes to go. Most of the Terrapins' baskets in that stretch came on layups and fastbreaks - with many set up by steals.

Rodney Carney (4-2) scored 23 points and Sean Banks had 12 for Memphis.

With the score tied for the fourth time at 16-16 with 11:22 left in the first half, the Terrapins took control by scoring the next nine points. That began a 15-2 run that gave them a 31-18 lead with 6:09 left in the half. Gilchrist scored six of the 15 points, including a dunk after his steal.

### MARYLAND 84, MEMPHIS 61

Springfield Civic Center — Nov. 26, 2004

Tigers	fg	3fg	ft	d	rb	pf	tp	a	to	bk	s	min
Carney	f 7-20	0-5	9-10	3-5	8	1	23	0	2	0	0	39
Dorsey	f 1-4	0-0	2-4	3-1	4	5	4	1	1	1	0	16
Banks	f 3-11	2-2	4-5	4-6	10	2	12	0	4	1	0	25
Rice	3-8	0-5	2-2	0-1	1	3	8	3	3	0	0	31
Washington	g 4-12	1-4	0-0	2-3	5	0	9	1	6	0	2	38
Wade	0-0	0-0	0-0	0-0	0	0	0	0	1	0	0	2
Beavers	0-5	0-4	1-2	0-1	1	1	1	0	1	0	1	9
Thiero	0-1	0-0	2-2	3-3	6	0	2	0	1	0	0	17
Erwin	0-1	0-0	2-2	2-1	3	4	2	0	2	0	0	16
Njoya	0-0	0-0	0-0	0-1	1	0	0	0	0	1	0	7
TEAM					4-2							
Totals	18-62	3-20	22-27	21-24	45	16	61	5	21	3	3	200
	.290	.150	.815									

Terrapins	fg	3fg	ft	d	rb	pf	tp	a	to	bk	s	min
Garnison	f 2-9	0-0	5-6	7-3	10	3	9	0	2	1	1	24
Caner-Med	f 7-13	1-3	0-1	2-2	4	1	15	5	0	1	1	28
Ibekwe	c 1-4	0-0	2-3	0-1	1	4	4	1	2	2	1	19
Gilchrist	g 7-14	0-1	2-2	3-7	10	1	16	7	1	1	5	32
McCray	g 6-8	0-2	4-4	0-2	2	3	16	4	0	0	2	26
Strawberry	3-5	0-1	2-2	0-2	2	1	8	2	2	0	3	21
Gist	3-4	0-0	1-2	1-4	5	2	7	0	2	2	1	23
Henry	0-0	0-0	0-1	0-0	0	2	0	0	0	0	0	4
Grinnon	0-2	0-1	0-0	0-0	0	1	0	0	0	0	0	4
Jones	4-7	1-2	0-0	0-0	0	1	9	0	1	0	0	11
Bowers	0-1	0-0	0-0	0-0	0	0	0	0	1	0	0	3
Fofana	0-0	0-0	0-0	0-2	2	3	0	1	1	0	0	5
TEAM					0-1							
Totals	33-67	2-10	16-21	13-24	37	22	84	20	12	7	14	200
	.493	.200	.762									

Memphis (4-2)	29	32	-	61
MARYLAND (3-0)	37	47	-	84

Officials: John Cahill, Ed Corbett, Reggie Greenwood  
Attendance: 5,926

## GAME 4 - 11/30/04 - Kohl Center [25/23] WISCONSIN 69 [12/12] MARYLAND 64 ACC-Big Ten Challenge

MADISON, Wis. (AP) - Alando Tucker scored a career-high 27 points and No. 25 Wisconsin beat No. 12 Maryland in the ACC-Big Ten Challenge.

Shant Chambliss added 15 points and Zach Morley had 12 for the Badgers (3-1), who won their 31st straight home game. That tied Stephen F. Austin for the longest current Division I home winning streak.

Ekene Ibekwe scored 21 points to lead Maryland (3-1). Chris McCray had 14 points for the Terrapins despite fouling out after only 27 minutes. Travis Garnison had 11 points and seven rebounds, while Ibekwe completed his first double-double of the season with 12 rebounds to go along with his team-high 21 points. John Gilchrist had eight assists.

### WISCONSIN 69, MARYLAND 64

Kohl Center — Nov. 30, 2004

Terrapins	fg	3fg	ft	d	rb	pf	tp	a	to	bk	s	min
Garrison	f 4-8	1-2	2-2	3-4	7	2	11	1	1	1	0	33
Caner-Med	f 2-9	1-2	2-2	0-4	4	4	7	2	6	0	0	24
Ibekwe	c 10-13	0-0	1-3	5-7	12	5	21	0	4	2	1	33
Gilchrist	g 2-14	1-7	1-4	0-5	5	2	6	8	2	0	2	38
McCray	g 6-8	2-3	0-0	0-2	2	5	14	2	4	0	2	27
Strawberry	1-4	0-0	0-0	0-1	1	3	2	0	0	0	0	24
Gist	0-0	0-0	1-2	1-0	1	3	1	0	0	1	0	9
Jones	1-5	0-2	0-0	0-3	3	0	2	0	1	0	1	10
Bowers	0-0	0-0	0-0	0-0	0	0	0	0	0	0	0	2
TEAM				4-2	6							
Totals.....	26-61	5-16	7-13	13-28	41	24	64	15	18	4	6	200
	426	313		538								





Terrapins		fg	3fg	ft	o-d	rb	pf	tp	a	to	bk	s	min
Garrison	f	1-3	0-0	0-0	2-4	6	4	2	0	3	1	1	20
Caner-Med	f	7-9	2-3	4-4	1-4	5	1	20	3	1	1	0	24
Ibekwe	c	0-6	0-0	0-1	2-2	4	4	0	2	2	0	1	19
Gilchrist	g	3-5	1-2	2-5	1-4	5	2	9	9	2	0	2	23
McCray	g	6-9	2-3	6-6	1-2	3	1	20	3	2	0	4	27
Strawberry	g	2-7	0-1	3-5	0-0	0	2	7	1	2	0	1	21
Gist	g	3-4	0-0	0-0	1-4	5	0	6	2	1	2	0	16
Henry	g	0-1	0-0	0-0	0-0	0	0	0	0	0	0	0	3
Ginnon	g	0-0	0-0	0-0	0-1	1	0	0	0	2	0	0	6
Jones	g	2-5	2-3	0-0	1-3	4	1	6	0	0	0	0	19
Bowers	g	2-3	0-0	0-2	0-2	2	4	4	1	0	1	0	13
Fofana	g	2-3	0-0	0-0	2-1	3	3	4	0	2	2	0	9
TEAM					1-2	3							
Totals.....		28-55	7-12	15-23	12-29	41	22	78	21	17	7	9	200
		.509	.583	.652									

George Mason (3-2)	15	39	-	54
MARYLAND (4-1)	38	40	-	78

Officials: Tom O'Neill, Terry Moore, John Hampton  
Attendance: 13,104

### GAME 6 - 12/5/04 - MCI Center GEORGE WASHINGTON 101 [12/12] MARYLAND 92 10th annual BB&T Classic - Championship

WASHINGTON (AP) - T.J. Thompson scored 27 points and George Washington upset No. 12 Maryland in the championship game of the BB&T Classic, the Colonials' fifth straight victory.

J.R. Pinnock added 22 points and Omar Williams scored 11 of his 14 in the second half for the Colonials (5-1), who beat No. 11 Michigan State 96-83 in the semifinals. George Washington's only loss was the season opener at top-ranked Wake Forest.

John Gilchrist led Maryland (4-2) with 23 points, while Nik Caner-Medley had 16 and James Gist and Travis Garrison each added 12. Maryland, which made only 14 of 28 free throws, has lost two of three.

George Washington claimed its third BB&T championship in the tournament's 10-year history.

#### GEORGE WASHINGTON 101, MARYLAND 92 MCI Center — Dec. 5, 2004

Terrapins	fg	3fg	ft	o-d	rb	pf	tp	a	to	bk	s	min	
Garrison	f	5-9	0-0	2-3	4-3	7	5	12	2	1	0	30	
Caner-Med	f	5-15	4-9	2-2	2-5	7	3	16	2	3	0	32	
Ibekwe	c	4-10	0-4	2-6	4-4	8	4	10	1	1	3	29	
Gilchrist	g	8-15	1-5	6-11	3-2	5	2	23	5	5	0	1	32
McCray	g	4-7	1-3	0-0	0-6	6	4	9	3	2	0	0	29
Strawberry	g	4-8	0-2	2-6	0-2	2	2	10	2	5	1	3	27
Gist	g	6-7	0-0	0-0	2-2	4	2	12	0	1	0	0	20
Jones	g	0-0	0-0	0-0	0-0	0	0	0	0	0	0	0	1
TEAM				3-0	3								
Totals.....	36-71	6-23	14-28	18-24	42	22	92	15	18	4	7	200	
	.507	.261	.500										

Colonials		fg	3fg	ft	o-d	rb	pf	tp	a	to	bk	s	min
Williams	f	4-9	1-2	5-8	4-3	7	4	14	7	2	0	0	26
Minsh-Bonsu	f	2-8	0-0	2-3	1-4	5	3	6	0	2	5	0	25
Pinnock	g	8-11	0-0	6-8	2-2	4	3	22	0	2	0	3	35
Thompson	g	10-15	5-7	2-2	1-3	4	4	27	0	6	0	2	31
Elliott	g	4-11	1-1	2-2	1-3	4	3	11	5	3	0	5	31
Hall	5-7	2-2	0-0	2-4	6	3	12	3	2	0	0	29	
Lucas	g	4-7	1-2	0-1	1-2	3	1	9	2	0	0	0	18
Kireev	g	0-1	0-0	0-0	1-1	2	0	0	0	1	0	0	4
Cowan	g	0-0	0-0	0-0	0-0	0	0	0	0	0	0	0	1
TEAM					1-0	1							
Totals.....		37-69	10-14	17-24	14-22	36	21	101	17	18	5	10	200
		.536	.714	.708									

MARYLAND (4-2)	41	51	-	92
George Washington (5-1)	49	52	-	101

Officials: Scott Thornley, Jim Burr, Tom O'Neill  
Attendance: 13,343

### GAME 7 - 12/12/04 - Comcast Center [23/17] MARYLAND 96 UNC ASHEVILLE 72

COLLEGE PARK, Md. (AP) - John Gilchrist scored 20 of his 22 points in the second half and No. 23 Maryland was perfect from the free throw line for just the second time in school history, cruising past UNC-Asheville.

Travis Garrison and Chris McCray added 15 points apiece and D.J. Strawberry scored 13 for the Terrapins (5-2).

The Terrapins, who entered the game shooting 68.5 percent from the free throw line, finished a perfect 13-for-13. The only other time Maryland converted all of its free throws was a 19-for-19 effort against Holy Cross on Jan. 21, 1985.

#### MARYLAND 96, UNC ASHEVILLE 72 Comcast Center — Dec. 12, 2004

Colt's Center - Dec. 12, 1964												
Bulldogs	fg	3fg	ft	o-d	rb	pf	tp	a	to	bk	s	min
Mohr	f	4-9	2-6	0-0	1-2	3	2	10	0	1	1	26
Holmes	f	1-2	0-0	0-0	0-2	2	0	2	0	2	0	13
Barber	c	4-13	0-2	1-1	4-3	7	2	9	1	1	0	20
Gariand	g	3-8	1-5	0-0	1-2	3	2	7	7	2	0	31
Collington	g	5-10	2-7	0-0	0-2	2	2	12	0	1	0	25
Allen	g	0-0	0-0	0-0	0-0	0	1	0	0	0	0	2
McCullough	g	6-13	0-4	4-4	3-2	5	3	16	3	2	1	3
Vibbert	g	1-2	0-0	1-2	1-0	1	0	3	0	0	0	2
Rush	g	2-7	2-7	0-0	0-1	1	0	6	3	3	0	1
Hamell	g	0-0	0-0	1-2	1-1	2	0	1	0	2	0	1
Walker	g	2-3	0-0	2-6	3-1	4	2	6	1	3	3	0
TEAM					2-2	4						
Totals	28-67	7-31	9-15	16-18	34	14	72	15	17	5	10	200
	.418	.226	.600									

Terrapins		fg	3fg	ft	o-d	rb	pf	tp	a	to	bk	s	min
Garrison	f	7-10	0-0	1-1	2-3	5	1	15	1	3	3	0	26
Caner-Med	f	4-8	0-3	0-0	0-4	4	2	8	2	0	1	0	26
Ibekwe	c	4-8	1-2	3-3	3-4	7	3	12	1	2	2	3	26
Gilchrist	g	8-9	1-1	5-5	0-4	4	0	22	7	1	0	3	32
McCray	g	6-10	1-4	2-2	0-3	3	0	15	4	3	0	2	25
Strawberry		5-5	3-3	0-0	1-2	3	1	13	3	2	1	3	17
Gist		1-4	0-0	2-2	3-2	5	1	4	1	2	0	0	14
Henry		1-2	0-0	0-0	1-0	1	0	2	0	0	0	0	3
Jones		1-9	1-7	0-0	1-3	4	3	3	1	0	0	1	17
Bowers		1-4	0-0	0-0	0-0	0	3	2	1	1	0	0	14
TEAM					0-1	1							
Totals		38-69	7-20	13-13	11-26	37	14	96	21	14	7	12	200
		.551	.350	1.00									

UNC Asheville (1-5)	34	38	-	72
MARYLAND (5-2)	45	51	-	96

Officials: Karl Hess, Bernard Clinton, Tim Kelly  
Attendance: 17,950 (sellout)

### GAME 8 - 12/19/04 - Comcast Center [23/19] MARYLAND 90 FLORIDA STATE 88 (OT)

COLLEGE PARK, Md. (AP) - The Maryland Terrapins went the extra distance in their league opener against Florida State. After leading by 13 in the second half and then trailing in overtime, Maryland pulled out a gritty, heart-pounding 90-88 victory.

Maryland junior guard John Gilchrist made two free throws with 6.6 seconds left in overtime to cap a 21-point, 13-rebound performance. D.J. Strawberry scored five of his 11 points in overtime.

Gilchrist's free throws snapped a tie, but the victory wasn't certain until a 3-point attempt by Florida State's Von Wafer rimmed out.

Six players scored in double figures for Maryland (6-2), which opened its league schedule last season by losing at Florida State.

#### MARYLAND 90, FLORIDA STATE 88 (ot) Comcast Center — Dec. 19, 2004

Carmichael Center - Dec. 19, 2004												
Seminoles	fg	3fg	ft	o-d	rb	pf	tp	a	to	bk	s	min
Wilson	f	3-5	1-2	1-1	3-1	4	5	8	3	1	0	0 25
Romero	f	0-3	0-0	2-2	1-1	2	1	2	1	1	0 1	9
Johnson	c	2-4	0-0	2-2	2-2	4	3	6	1	4	2 0	20
Galloway	g	1-5	0-3	0-0	0-1	1	3	2	1	1	0 1	17
Richg	g	0-1	3-3	1-3	4	2	9	1	2	1	1 31	
Swann	5-11	2-3	0-0	1-2	3	4	12	1	6	0	1 29	
Mims	0-1	0-0	0-0	0-0	0	0	0	0	1	0 0	4	
Thornthorn	5-10	0-1	6-13	7-6	13	4	16	0	3	0 1	28	
Wafer	3-10	0-3	2-2	0-6	6	0	8	1	4	2 0	28	
Waleskowski	8-12	2-2	5-9	4-10	14	4	23	2	2	0 2	33	
Richardson	1-1	0-0	0-0	1-0	1	0	2	0	0	0 0	1	
TEAM				1-3	4							
Totals.....	31-71	5-15	21-32	21-35	56	26	88	11	25	5	7	225
	.437	.333	.656									

Terrapins	fg	3fg	ft	o-d	rb	pf	tp	a	to	bk	s	min	
Garrison	f	2-6	0-2	0-0	0-4	4	5	4	1	0	1	0	17
Caner-Med	f	4-15	0-6	3-3	1-3	4	4	11	2	3	0	3	36
Ibekwe	c	5-7	0-0	3-3	3-0	3	5	13	0	2	1	0	16
Gilchrist	g	6-14	2-3	7-10	7-6	13	2	21	8	2	0	1	43
McCray	g	4-12	1-5	5-6	0-0	0	3	14	2	2	0	2	32
Strawberry	g	3-8	0-1	5-8	2-2	4	2	11	2	4	0	4	31
Gist	g	4-8	0-0	3-7	1-6	7	3	11	1	1	4	2	31
Jones	g	1-2	1-1	0-0	0-0	0	0	3	0	0	0	0	5
Bowers	g	1-3	0-0	0-0	1-4	5	2	2	1	1	2	0	14
TEAM					1-3	4							
Totals	30-75	4-18	26-37	16-28	44	26	90	17	15	8	12	225	
	.400	.222	.703										

Florida State (5-5, 0-1)	35	45	8	-	88
MARYLAND (6-2, 1-0)	42	38	10	-	90

Officials: Mike Wood, Larry Rose, Reggie Cofer  
Attendance: 17,950 (sellout)

### GAME 9 - 12/23/04 - Comcast Center [24/21] MARYLAND 82 AMERICAN 61

COLLEGE PARK, Md. (AP) - John Gilchrist scored 20 points and fueled a second-half run that carried Maryland past American University.

Nik Caner-Medley had 16 points and Travis Garrison added 14 for the Terrapins, who led by only two points before Gilchrist tossed an alley-oop pass to freshman James Gist, starting a 16-0 run that made it 66-48 with 6:19 left.

Gilchrist and Ekene Ibekwe each scored four points during the spree, which propelled Maryland (7-2) to its third straight victory. It was the fourth straight game that Gilchrist scored at least 20 points.

The Terrapins have won 12 in a row over American since 1926, when the Eagles won the first game of the series. Maryland coach Gary Williams, who began his college coaching career at American in 1978, improved to 9-0 against his former school.

#### MARYLAND 82, AMERICAN 61 Comcast Center — Dec. 23, 2004

Eagles	fg	3fg	ft	o-d	rb	pf	tp	a	to	bk
--------	----	-----	----	-----	----	----	----	---	----	----



## MARYLAND 112, LIBERTY 68

Comcast Center — Dec. 28, 2004

Flames	fg	3fg	ft	o-d	rb	pf	tp	a	to	bk	s	min
Turner	f 4-11	0-0	3-4	3-0	3	3	11	0	2	0	1	22
Lightbourne	f 1-4	0-2	0-1	3-6	9	1	2	0	2	0	1	28
Dees	g 0-9	0-3	2-4	1-0	1	3	2	2	1	0	0	30
Blair	g 13-21	4-9	0-2	0-5	5	1	30	4	3	0	0	31
Woodson	g 6-14	2-5	0-0	0-2	2	3	14	4	4	0	1	32
Risher	1-1	1-1	0-0	0-0	0	1	3	1	1	0	0	15
Clarke	0-1	0-0	0-0	0-0	0	1	0	0	0	0	0	2
Robinson	1-6	0-0	0-0	1-4	5	2	2	0	1	0	0	18
Dickey	0-0	0-0	0-0	0-0	0	0	0	0	0	0	0	2
Porter	0-0	0-0	0-0	0-0	0	1	0	1	0	1	0	8
Stewart	1-2	1-1	1-3	0-3	3	4	4	2	2	1	0	12
TEAM					2-0							
Totals.....	27-69	8-21	6-14	10-20	30	20	68	14	16	2	3	200
	.391	.381	.429									

Terrapins	fg	3fg	ft	o-d	rb	pf	tp	a	to	bk	s	min
Garrison	f 3-7	0-0	2-2	4-7	11	2	8	0	0	3	0	19
Caner-Med	f 9-12	0-0	2-3	2-3	5	1	20	2	1	0	5	25
Ibekwe	c 3-10	0-1	0-0	4-8	12	2	6	0	2	6	1	22
Gilchrist	g 9-17	5-9	5-6	1-4	5	0	28	3	2	0	0	22
McCray	g 6-9	1-2	0-0	1-4	5	1	13	2	1	0	1	25
Strawberry	3-6	0-3	1-3	0-0	0	2	7	3	0	0	0	20
Ledbetter	0-0	0-0	1-2	0-1	1	0	1	1	0	0	0	9
Gist	7-12	0-1	0-0	4-4	8	3	14	0	0	0	0	20
Gnnon	2-2	0-0	2-2	0-2	2	0	6	1	0	0	0	8
Jones	1-4	0-2	3-6	1-1	2	1	5	2	1	0	0	9
Bowers	2-4	0-0	0-0	3-4	7	3	4	3	0	1	0	18
Chukura	0-0	0-0	0-0	0-1	1	0	0	0	0	0	0	3
TEAM					2-0							
Totals.....	45-83	6-18	16-24	22-39	61	15	112	17	8	10	7	200
	.542	.333	.667									

Liberty (1-8)	19	49	-	68
MARYLAND (8-2)	52	60	-	112

Officials: Bryan Kersey, Ray Natili, Sean Hull  
Attendance: 17,950 (sellout)

# **GAME 11 - 1/4/05 - Comcast Center** **[22/21] MARYLAND 85** **MOUNT ST. MARY'S 53**

COLLEGE PARK, Md. (AP) - John Gilchrist and Nik Caner-Medley each scored 17 points, and Maryland cruised to its fifth straight victory.

Gilchrist was removed with six minutes left, ending his chance to reach the 20-point barrier in a sixth consecutive game. He played only 26 minutes.

Travis Garrison had 15 points for the Terrapins (9-2), who improved to 108-2 in non-conference home games since Coach Gary Williams arrived in 1989. Maryland's next two games are on the road against highly ranked Atlantic Coast Conference foes North Carolina and Wake Forest.

## MARYLAND 85, MOUNT ST. MARY'S 53

Comcast Center — Jan. 4, 2005

Mountaineers	fg	3fg	ft	o-d	rb	pf	tp	a	to	bk	s	min
Epps	f 1-3	0-0	0-0	2-0	2	3	2	0	1	0	0	12
Loughry	c 1-1	0-0	0-0	1-2	3	3	2	1	1	1	0	25
Kearse	g 2-5	0-0	0-0	1-4	5	3	4	1	5	0	2	22
Thompson	g 7-19	4-8	2-5	2-5	7	1	20	3	5	0	3	34
Summer	g 0-3	0-1	2-2	0-2	2	3	2	1	3	0	2	19
Johnson	3-11	2-6	0-0	1-7	8	1	8	0	1	1	0	20
Dunn	0-2	0-0	1-2	0-2	2	1	1	0	2	0	0	17
Whitney	0-0	0-0	0-0	0-0	0	1	0	0	0	0	0	1
Vann	1-2	1-2	0-0	0-2	2	2	3	0	0	0	0	6
Butler	2-6	0-1	0-0	1-1	2	1	4	0	2	1	1	14
Carbone	0-2	0-2	2-2	0-0	0	1	2	0	0	0	0	13
Cook	2-9	1-5	0-0	0-1	1	0	5	0	3	0	0	16
Gaeng	0-1	0-1	0-0	0-0	0	0	0	0	0	0	0	1
TEAM					2-2							
Totals.....	19-64	8-26	7-11	10-28	38	20	53	6	24	3	8	200
	.297	.308	.636									

Terrapins	fg	3fg	ft	o-d	rb	pf	tp	a	to	bk	s	min
Garrison	f 4-12	2-3	5-6	5-7	7	1	15	1	1	1	0	28
Ibekwe	c 3-6	0-0	0-0	1-7	8	1	6	1	3	1	2	24
Strawberry	g 0-4	0-2	2-2	0-2	2	1	2	1	0	1	0	20
Gilchrist	g 6-11	2-4	3-5	0-3	3	0	17	3	4	0	3	26
McCray	g 4-7	0-3	0-0	0-4	4	2	8	1	2	0	4	23
Ledbetter	2-3	0-0	2-2	0-2	2	1	6	1	1	0	2	13
Gist	1-3	0-0	0-0	1-7	8	1	2	0	5	1	4	13
Gnnon	0-2	0-1	1-2	0-1	1	0	1	0	1	0	1	10
Caner-Med	4-8	2-3	7-8	3-3	6	2	17	2	1	0	1	19
Jones	3-8	0-1	0-0	3-1	4	0	6	0	1	0	0	8
Bowers	2-4	0-0	1-1	2-4	6	2	5	1	0	0	0	14
Chukura	0-0	0-0	0-0	0-0	0	0	0	0	0	1	0	2
TEAM					0-1							
Totals.....	29-68	6-17	21-26	15-37	52	11	85	11	18	5	17	200
	.426	.353	.808									

Mount St. Mary's (3-7)	25	28	-	53
MARYLAND (9-2)	47	38	-	85

Officials: Mike Wood, Roger Ayers, Tim Nestor  
Attendance: 17,950 (sellout)

# **GAME 12 - 1/8/05 - Smith Center** **[3/4] NORTH CAROLINA 109** **[22/21] MARYLAND 75**

CHAPEL HILL, N.C. (AP) - Rashad McCants scored 19 points to lead seven players in double figures and North Carolina beat Maryland.

Raymond Felton added 12 points and six assists for the Tar Heels (13-1, 2-0 ACC), who have won 13 straight games - most by lopsided margins - since a loss to Santa Clara in the season opener. Sean May had 14, while reserve Reyshawn Terry added 11 and keyed a 29-5 run spanning halftime that gave the Tar Heels a huge lead.

Chris McCray and Travis Garrison each scored 13 for the Terrapins (9-3, 1-1), who led midway through the first half with an aggressive defense that created numerous turnovers.

## NORTH CAROLINA 109, MARYLAND 75

Smith Center — Jan. 8, 2005

Terps	fg	3fg	ft	o-d	rb	pf	tp	a	to	bk	s	min
Garrison	f 5-12	1-5	2-4	2-1	3	1	13	0	1	1	1	24
Caner-Med	f 3-8	0-4	4-6	2-2	4	2	10	0	3	0	3	23
Ibekwe	c 1-4	0-1	1-2	0-2	2	5	3	1	1	1	0	14
Gilchrist	g 5-8	1-2	0-0	0-4	4	1	11	3	3	0	1	26
McCray	g 3-17	0-6	7-8	2-2	4	2	13	3	2	0	3	28
Strawberry	4-8	0-1	0-0	0-1	1	3	8	0	3	0	2	18
Ledbetter	1-2	0-0	0-0	0-1	1	0	2	3	1	0	0	15
Gist	3-4	0-0	3-4	1-1	2	3	9	1	1	1	0	23
Gnnon	1-2	0-0	0-0	1-1	2	0	2	0	0	0	2	6
Jones	1-4	0-3	0-0	0-0	0	1	2	0	1	0	2	9
Bowers	0-2	0-0	2-2	0-2	2	2	2	0	1	0	0	13
Chukura	0-0	0-0	0-0	0-0	0	0	0	0	0	0	0	1
TEAM					1-2							
Totals.....	27-71	2-22	19-26	9-19	28	20	75	11	17	3	14	200
	.380	.091	.731									

Tar Heels	fg	3fg	ft	o-d	rb	pf	tp	a	to	bk	s	min
J Williams	f 4-9	1-3	4-4	2-5	7	1	13	2	2	0	1	23
McCants	f 7-8	2-3	3-3	0-2	2	2	19	4	2	1	2	23
Mayc	5-11	0-1	4-4	1-5	6	3	14	3	6	3	2	24
Felton	g 5-8	2-4	0-0	0-5	5	3	12	6	1	0	1	27
Manuel	g 4-6	0-1	2-4	0-1	1	1	10	2	2	1	0	18
Scott	3-5	2-3	1-2	0-2	2	0	9	0	0	0	1	11
Terry	4-5	1-1	2-2	2-2	4	1	11	1	0	1	0	11
Thomas	0-1	0-0	0-0	0-3	3	1	0	3	2	0	1	10
Everett	0-0	0-0	0-0	1-0	1	0	0	0	2	0	0	3
Miller	0-1	0-1	0-0	0-0	0	0	0	0	1	0	0	5
M Williams	4-7	1-2	3-4	2-7	9	1	12	3	2	1	0	22
Noel	2-4	1-1	2-2	1-1	2	2	7	1	2	1	0	14
Hooker	1-2	0-0	0-0	1-1	2	1	2	0	1	0	0	3
Sanders	0-2	0-0	0-0	1-0	1	1	0	2	1	0	0	6
TEAM					2-2							
Totals.....	39-69	10-20	21-25	13-36	49	17	109	27	24	8	8	200
	.565	.500	.840									

MARYLAND (9-3, 1-1)	34	41	-	75
North Carolina (13-1, 2-0)	47	62	-	109

Officials: Larry Rose, Reggie Cofer, Ted Valentine  
Attendance: 21,750

# **GAME 13 - 1/11/05 - Joel Coliseum** **[4/3] WAKE FOREST 81** **[RV/RV] MARYLAND 66**

WINSTON-SALEM, N.C. - Justin Gray continued his torrid shooting streak, scoring 25 points while making a season-high six 3-pointers to lead Wake Forest to a victory over Maryland.

Gray, who had 31 points in Saturday's win at Clemson, made his first four 3s of the game while pushing the Demon Deacons (14-1, 3-0 Atlantic Coast Conference) to an early lead.

Chns Paul finished with 14 points, Enc Williams had 12 points and 10 rebounds, Jamaal Levy had 11 points and Vytas Danelius finished with 10 rebounds for Wake Forest.

Nik Caner-Medley led the Terrapins (9-4, 1-2) with 21 points and was the only Maryland player who scored in double figures.

With a number of reserves in the lineup, Maryland made progress through the remainder of the second half. Caner-Medley scored 13 of his 21 points after the break, while Mike Jones had all nine of his points in the second half, hitting 4 of 6 shots from the floor.

## WAKE FOREST 81, MARYLAND 66

Joel Coliseum — Jan. 11, 2005

Terps	fg	3fg	ft	o-d	rb	pf	tp	a	to	bk	s	min
Garrison	f 4-7	0-0	0-0	1-5	6	5	8	0	0	2	1	22
Caner-Med	f 9-14	0-3	3-7	3-3	6	1	21	4	3	0	3	33
Ibekwe	c 4-11	0-1	1-2	1-6	7	3	9	1	2	2	0	28
Strawberry	g 1-5	0-3	0-0	0-1	1	1	2	1	2	0	1	18
McCray	g 1-7	0-2	0-0	1-3	4	4	2	4	2	1	2	28
Gilchrist	1-2	0-1	0-0	0-2	2	0	2	3	1	0	0	9
Ledbetter	1-2	0-1	0-0	1-1	2	3	2	3	3	0	0	19
Gist	3-4	0-0	2-4	1-1	2	4	8	0	2	1	0	15
Jones	4-6	1-2	0-2	1-0	1	1	9	0	2	1	2	13
Bowers	1-3	0-1	1-1	1-3	4	4	3	0	0	0	0	15
Chukura	0-0	0-0	0-0	0-0	0	0	0	0	0	0	0	0+
TEAM				0-1	1							
Totals.....	29-61	1-4	7-16	10-26	36	26	66	16	17	7	9	200
	.475	.071	.438									





Temple (6-7)	36	33	-	69
MARYLAND (10-4)	34	46	-	80

Officials: Larry Rose, Joe Lindsay, Dwayne Gladden  
Attendance: 17,950 (sellout)

# **GAME 15 - 1/19/05 - Comcast Center** **[RV/RV] MARYLAND 82** **VIRGINIA 68**

COLLEGE PARK, Md. (AP) - Nik Caner-Medley scored 26 points, and Maryland kept Virginia winless in the Atlantic Coast Conference by pulling away to a victory.

Ekene Ibekwe had 12 points for Maryland (11-4, 2-2), including seven in a pivotal run that brought the Terrapins back from a 51-46 deficit.

Elton Brown scored 18 points and Devin Smith had 17 for the Cavaliers (9-6, 0-5). Virginia last started 0-5 in the ACC during the 1998-99 season, Coach Pete Gillen's first at the school.

The Cavaliers went 7-for-31 from the floor in the second half and scored only 27 points over the final 20 minutes. Virginia is 1-11 in its last 12 games at Maryland.

Down by five early in the second half, the Terrapins used a 14-2 spree to go up 60-53 with 12 minutes left. Caner-Medley scored the first seven points on a drive, a 3-pointer and a jumper in the lane, and Ibekwe capped it with two baskets and a three-point play.

## **MARYLAND 82, VIRGINIA 68**

Comcast Center — Jan. 19, 2005

Cavaliers	fg	3fg	ft	d-r	rb	pf	tp	a	to	bk	s	min
Forbes	f	0-5	0-1	1-2	1-5	6	5	1	0	0	3	17
Smith	f	8-13	1-4	0-0	3-7	10	1	17	2	6	1	30
Brown	c	4-18	0-1	10-13	3-7	10	2	18	2	0	0	34
Reynolds	g	4-10	2-5	2-2	1-2	3	2	12	1	2	0	32
Singletary	g	2-10	2-4	2-2	1-0	1	4	8	2	2	0	28
Campbell	0-0	0-0	0-0	0-0	0	0	0	0	0	0	0	1
Bannister	0-1	0-0	0-0	0-0	0	2	0	4	2	0	0	15
Soroye	0-0	0-0	0-0	0-2	2	3	0	0	0	0	0	6
Joseph	2-5	1-1	0-0	0-2	2	1	5	0	1	0	0	21
Can	3-5	0-0	1-4	2-2	4	2	7	0	1	1	0	16
TEAM			7-1		8							
Totals	23-67	6-16	16-23	18-28	46	22	68	11	15	5	6	200
	.343	.375	.696									

Terps	fg	3fg	ft	d-r	rb	pf	tp	a	to	bk	s	min
Garrison	f	3-6	0-1	2-2	1-8	9	3	8	0	2	3	27
Caner-Med	f	8-17	4-8	6-8	3-4	7	2	26	2	2	1	39
Ibekwe	c	5-8	0-1	2-3	1-5	6	5	12	0	3	2	22
Gilchrist	g	3-14	1-6	6-8	0-2	2	1	13	7	1	0	40
McCray	g	4-7	0-1	4-4	4-3	7	1	12	3	0	1	28
Ledbetter	0-0	0-0	0-0	0-0	0	0	0	0	0	0	0	4
Gist	2-2	0-0	0-0	1-1	2	0	4	0	0	0	1	8
Jones	2-6	1-1	0-0	0-3	3	2	5	2	1	0	0	11
Bowers	1-4	0-0	0-0	0-2	2	3	2	0	0	3	0	21
TEAM			0-1		1							
Totals	28-64	6-18	20-25	10-29	39	17	82	14	9	11	7	200
	.438	.333	.800									

Virginia (9-6, 0-5)	41	27	-	68
MARYLAND (11-4, 2-2)	40	42	-	82

Officials: Duke Edsall, Ed Corbett, Bob Donato  
Attendance: 17,950 (sellout)

# **GAME 16 - 1/23/05 - Comcast Center** **[RV/RV] NC STATE 85** **[RV/RV] MARYLAND 69**

COLLEGE PARK, Md. (AP) - Julius Hodge had 20 points and 11 rebounds to lead North Carolina State to a victory over Maryland in an Atlantic Coast Conference game at Comcast Center.

Egin Atsur scored 17 and Iliyan Evtimov had 16 for the Wolfpack, who led 53-27 at halftime and never let the margin slip below 10 points in winning for the only second time in seven games.

After the Terrapins closed to 63-53, Atsur hit two 3-pointers and a free throw in a 7-2 run that gave the Wolfpack a 15-point cushion with 5:38 to go.

Nik Caner-Medley had 15 points and 10 rebounds for the Terrapins (11-5, 2-3). He came in averaging 20.7 points over his previous seven games. Caner-Medley scored all of his points in the second half.

N.C. State made 10 of 18 3-point tries and limited Maryland to 5-for-20 shooting before halftime.

## **NC STATE 85, MARYLAND 69**

Comcast Center — Jan. 23, 2005

Wolfpack	fg	3fg	ft	d-r	rb	pf	tp	a	to	bk	s	min
Evtimov	f	7-11	2-4	0-1	3-6	9	4	16	2	2	0	39
Hodge	f	7-14	1-3	5-7	5-6	11	3	20	3	4	0	40
Brackman	f	0-4	0-1	2-2	0-1	1	4	2	1	1	0	9
Grant	g	3-4	2-3	4-4	0-3	3	3	12	4	2	0	30
Atsur	g	5-13	5-10	2-4	0-3	3	2	17	6	0	0	39
Watkins	1-6	1-3	2-2	1-2	3	2	5	0	0	0	0	20
Bethel	0-0	0-0	0-0	0-0	0	1	0	0	0	0	0	2
Collins	2-3	1-2	0-0	0-1	1	5	5	1	0	1	0	15
Simmons	3-3	0-0	2-3	0-1	1	2	8	0	0	2	0	6
Totals	28-58	12-26	17-23	9-23	32	26	85	17	9	3	6	200
	.483	.462	.739									

Terps	fg	3fg	ft	d-d	rb	pf	tp	a	to	bk	s	min	
Garrison	f	3-5	0-0	5-6	3-2	5	2	11	1	3	1	0	26
Caner-Med	f	5-12	1-4	4-4	2-8	10	1	15	2	2	1	0	31
Ibekwe	c	2-6	0-1	4-8	3-5	8	3	8	0	5	0	1	31
Gilchrist	g	3-8	2-3	5-8	1-1	2	2	13	3	3	0	0	32
McCray	g	2-7	2-5	5-6	1-5	6	4	11	3	3	0	1	32
Ledbetter		0-0	0-0	1-2	0-0	0	1	1	0	0	0	0	8
Gist		2-3	0-0	4-7	0-1	1	3	8	0	2	1	0	16
Ginnon		0-0	0-0	0-0	0-0	0	1	0	1	0	0	0	4
Jones		0-2	0-2	0-0	1-0	1	3	0	0	0	0	0	14
Bowers		1-2	0-0	0-0	0-0	0	1	2	0	1	0	0	6
TEAM				2-2		4							
Totals.....	18-45	5-15	28-41	13-24	37	21	69	10	19	3	2	2	200
	.400	.333	.683										

NC State (12-6, 2-3)	53	32	-	85
MARYLAND (11-5, 2-3)	27	42	-	69

Officials: Jamie Luckie, Ray Nabil, Mike Wood  
Attendance: 17,950 (sellout)

# **GAME 17 - 1/26/05 - Cameron Indoor Stadium** **[RV/--] MARYLAND 75** **[2/2] DUKE 66**

DURHAM, N.C. (AP) - Maryland coach Gary Williams brought in a few experts before facing second-ranked Duke.

Former stars Steve Blake, Juan Dixon and Laron Profit visited practice this week, giving the current Terrapins a few lessons. They talked about having fun, about believing in themselves and about giving a full effort against the undefeated Blue Devils.

The junior had 25 points before leaving with an ankle injury, and Travis Garrison and Ekene Ibekwe finished off the Blue Devils at the free-throw line in a victory.

Ibekwe gave Maryland the lead for good with a tough layup in traffic off an inbound play, set up during a timeout by Williams. That made it 66-64 with 1:23 left.

Daniel Ewing missed badly on a 3-pointer, and Garrison started a parade at the line for the Terps. Garrison was 5-for-6 in the final minute and Ibekwe was 4-for-4 to close it out.

## **MARYLAND 75, DUKE 66**

Cameron Indoor Stadium — Jan. 26, 2005

Terps		fg	3fg	ft	o-d	rb	pf	tp	a	to	bk	s	min
Caner-Med	f	8-13	3-8	6-6	2-3	5	2	25	3	5	1	4	37
Bowers	c	2-7	0-0	0-0	4-3	7	3	4	0	3	2	1	23
Gilchrist	g	5-10	0-0	0-0	2-7	9	2	10	3	6	0	2	39
McCray	g	3-11	0-1	1-1	4-2	6	2	7	1	2	1	2	36
Jones	g	2-5	0-2	0-0	0-1	1	0	4	0	2	0	0	19
Garrison		2-4	0-0	5-6	2-3	5	4	9	0	2	1	0	19
Gist		0-1	0-0	1-2	1-0	1	0	1	0	0	0	0	3
Ginnon		0-0	0-0	0-0	0-0	0	0	0	0	0	0	0	2
Ibekwe		4-12	0-0	7-9	4-5	9	2	15	2	3	2	1	22
TEAM					0-5	5							
Totals.....		26-63	3-11	20-24	19-29	48	15	75	9	23	7	10	200
		.413	.273	.833									

Blue Devils	fg	3fg	ft	d-d	rb	pf	tp	a	to	bk	s	min	
Melchiorri	f	3-7	2-5	0-0	1-1	2	5	8	0	1	0	1	28
Williams	f	6-15	0-0	6-9	8-6	14	3	18	1	4	7	3	38
Redick	g	7-21	3-10	3-3	2-4	6	2	20	3	8	0	2	40
Ewing	g	3-12	2-7	1-2	2-4	6	3	9	7	3	0	1	39
Dockery	g	1-8	0-2	0-0	1-0	1	2	2	2	0	0	2	27
McClure	1-3	0-0	0-0	1-0	1	0	2	0	1	1	2	10	
Nelson	0-3	0-1	0-0	1-0	1	0	0	0	0	0	1	4	
Randolph	3-3	0-0	1-3	3-3	6	3	7	1	2	0	3	14	
TEAM				2-1	3								
Totals.....	24-72	7-25	11-17	21-19	40	18	66	14	19	8	15	200	
	.333	.280	.647										

MARYLAND (12-5, 3-3)	30	45	-	75
Duke (15-1, 5-1)	34	32	-	66

Officials: Reginald Coler, Michael Kotts, Leslie Jones  
Attendance: 9,314

# **GAME 18 - 1/30/05 - Comcast Center** **[RV/--] MARYLAND 79** **[22/21] GEORGIA TECH 71**

COLLEGE PARK, Md. (AP) - A stellar defensive effort and a balanced attack enabled rejuvenated Maryland to sustain the momentum created by its upset win over second-ranked Duke.

Nik Caner-Medley scored 19 points and Chns McCray had 16 to lead four Terrapins in double figures in a victory over No. 22 Georgia Tech. The Terrapins (13-5, 4-3 Atlantic Coast Conference) let a 10-point halftime lead dwindle to three before holding the Yellow Jackets scoreless for nearly 6 minutes.

The Yellow Jackets (12-6, 3-4) shot 33 percent from the field in the second half and finished 4-for-20 from 3-point range. Georgia Tech, which was seeking to build on a 102-101 overtime win over No. 5 Wake Forest, instead lost for the fourth time in five games and fell to 0-3 on the road in the ACC.

Point guard John Gilchrist scored 15 points and had only one turnover in 40 minutes. Ekene Ibekwe had 14 points and nine rebounds, and Travis Garrison grabbed a career-high 15 rebounds for the Terrapins.

## **MARYLAND 79, GEORGIA TECH 71**

Comcast Center — Jan. 30, 2005

Yellow Jackets	g	3fg	ft	d-d	rb	pf	tp	a	to	bk	s	min	
Muhammad	f	4-17	0-2	7-7	3-3	6	4	15	2	0	0	3	31
McHenry	f	3-6	1-2	2-2	2-3	5	1	9	1	2	1	1	33
Schenscher	c	6-10	0-0	0-0	4-6	10	3	12	0	1	2	1	21
Jack	g	3-14	1-5	2-2	1-3	4	1	9	2	3	0	2	38
Bynum	g	3-12	2-7	2-2	1-1	2	4	10	2	1	0	0	25
Dickey		3-3	0-0	0-0	1-2	3	2	6	0	2	0	1	14
West		3-4	0-1	2-5	0-3	3	5	8	1	0	0	0	11
Morrow		1-7	0-3	0-0	2-1	3	1	2	1	2	1	1	15
Fredenck		0-0	0-0	0-0	0-0	0	2	0	0	0	0	0	5
Tarver		0-1	0-0	0-0	0-0	0	0	0	0	0	0	0	7
TEAM				1-2	3								
Totals.....	26-74	4-20	15-18	15-24	39	23	71	9	11	4	9	200	
	.351	.200		.833									

Terps	fg	3fg	ft	d-d	rb	pf	lp	a	lo	bk	s	min
Garrison	f	2-2	1-1	2-2	1-14	15	3	7	2	1	0	0 33
Caner-Med	f	8-19	3-7	0-0	1-2	3	3	19	1	4	1	0 34
Bowers	c	0-1	0-0	0-2	0-1	1	1	0	1	1	0	0 16
Glichst	g	4-12	1-4	6-7	0-5	5	3	15	7	1	0	0 40
McCray	g	4-9	0-3	8-8	1-1	2	4	16	3	1	0	1 25
Leadbetter		2-4	0-0	1-2	1-2	3	1	5	0	3	0	0 12
Gst	1	0-1	0-0	1-2	1-0	1	0	1	0	0	1	0 7
Jones		1-3	0-0	0-0	0-2	2	2	2	1	1	0	0 9
Ibekwe		5-7	0-0	4-7	2-7	9	4	14	0	4	4	1 24
TEAM					5-2	7						
Totals.....	26-58	5-15	22-30	12-36	48	21	79	15	16	6	2	200
	448	333	733									



Tigers	fg	3fg	ft	d-r	rb	pf	tp	a	to	bk	s	min
Perry	f	6-9	0-0	2-2	2-2	4	2	14	0	0	1	23
Mays	f	0-3	0-0	0-0	0-1	1	3	0	1	0	1	14
Ford	c	10-15	0-0	5-7	4-6	10	1	25	0	1	2	29
Hamilton	g	1-2	0-0	0-0	0-2	2	2	2	3	2	0	20
Hammonds	g	3-9	1-4	3-4	0-4	4	4	10	7	3	0	33
Babalola	g	3-9	0-3	2-5	1-5	6	3	8	2	1	0	27
Moore	g	1-4	1-3	0-0	0-1	1	1	3	1	0	1	9
Hudson	g	0-0	0-0	0-0	0-0	0	1	0	0	0	0	1
Robinson	g	8-13	5-8	1-2	0-6	6	2	22	5	4	0	29
Akumbala	g	2-4	0-0	0-1	3-1	4	3	4	0	0	0	15
TEAM												
Totals.....	34-68	7-18	13-21	10-29	39	22	88	19	12	4	13	200
	.500	.389	.619									

MARYLAND (13-6, 4-4)	29	44	-	73
Clemson (11-10, 2-7)	45	43	-	88

Officials: Gary Maxwell, Tony Greene, Mike Eades  
Attendance: 6,700

## GAME 20 - 2/5/05 - UM Convocation Center MIAMI 75 [22/24] MARYLAND 73 (OT)

CORAL GABLES, Fla. (AP) - Will Frisby made a pair of free throws with 0.8 seconds left in overtime to lift Miami past Maryland.

Miami (14-7, 5-5 Atlantic Coast Conference) led for nearly the entire game but had to rally at the end of regulation and in the final second of overtime. Guillermo Diaz scored 27 points to pace the Hurricanes.

Miami trailed for just 27 seconds of the first half, and maintained its lead until Chris McCray made a 3-pointer from the right wing to give Maryland a 60-57 lead with 6:07 remaining.

McCray led Maryland (13-7, 4-5) with 23 points, including 20 in the second half and overtime. Mike Jones, who scored 14, was the only other Maryland player in double figures.

Maryland held the lead until 2:58, when Diaz made a 3-pointer to put Miami up 64-62. But the Terrapins went back in front just over a minute later when John Gilchrist's 3-pointer gave them a 65-64 lead with 1:44 remaining.

Diaz baited the Hurricanes out again, scoring on a layup to earn a 66-65 lead at 1:17.

### MIAMI 75, MARYLAND 73 UM Convocation Center — Feb. 5, 2005

Terps	fg	3fg	ft	d-r	rb	pf	tp	a	to	bk	s	min
Garrison	f	3-8	0-0	2-2	3-4	7	4	8	0	3	1	31
Caner-Med	f	2-10	1-3	3-4	2-5	7	3	8	3	4	1	30
Bowers	c	3-7	0-0	1-4	1-2	3	4	7	0	3	1	27
Gilchrist	g	3-8	2-4	0-0	2-2	4	0	8	4	1	1	0
McCray	g	6-13	4-8	7-8	2-2	4	2	23	5	3	0	39
Ledbetter	g	0-2	0-0	0-0	2-2	4	1	0	0	1	0	18
Gist	g	2-5	0-0	1-3	0-3	3	3	5	1	3	1	23
Ginnon	g	0-0	0-0	0-0	0-1	1	1	0	0	0	0	2
Jones	g	5-10	4-9	0-1	0-7	7	2	14	1	1	0	16
TEAM												
Totals.....	24-63	11-24	14-22	16-35	51	20	73	14	19	5	5	225
	.381	.458	.636									

Hurricanes	fg	3fg	ft	d-r	rb	pf	tp	a	to	bk	s	min
Frisby	f	5-10	1-1	4-4	1-1	2	3	15	0	0	0	1
King	c	3-5	0-0	3-6	4-4	8	2	9	0	1	5	35
Harris	g	2-11	1-5	0-0	0-3	3	2	5	3	0	0	27
Diaz	g	7-19	4-10	9-12	1-3	4	3	27	2	3	0	40
Hite	g	6-21	3-11	2-2	0-7	7	1	17	1	0	0	38
Hamilton	g	0-2	0-0	0-0	2-3	5	2	0	0	2	1	20
Mayhand	g	0-1	0-1	0-0	0-1	1	1	0	0	0	0	5
Okpalobi	g	0-1	0-0	0-0	1-2	3	2	0	0	0	2	18
Wilkins	g	0-1	0-0	0-0	1-0	1	1	0	0	0	2	8
Hicks	g	0-1	0-0	2-2	2-1	3	3	2	0	0	0	8
TEAM												
Totals.....	23-72	9-28	20-26	17-29	46	20	75	10	9	6	12	225
	.319	.321	.769									

MARYLAND (13-7, 4-5)	26	41	6	73
Miami (14-7, 5-5)	29	38	8	75

Officials: Mike Wood, Jamie Luckie, William Bush  
Attendance: 7,000

## GAME 21 - 2/8/05 - Comcast Center [RV/RV] MARYLAND 86 VIRGINIA TECH 71

COLLEGE PARK, Md. (AP) - John Gilchrist had 19 points and 10 assists, and Nik Caner-Medley scored 21 to lead Maryland past Virginia Tech.

Chris McCray scored 16 and Mike Jones added 13 on 6-for-6 shooting to help the Terrapins snap a two-game skid. Maryland (14-7, 5-5 Atlantic Coast Conference) improved to 11-1 at home, including 4-1 in the ACC.

Playing against conference newcomer Virginia Tech for the first time since 1991, Maryland won its seventh straight against the Hokies and improved to 24-4 in the series that began in 1926.

The Terrapins were without starting forward Ekene Ibekwe, who missed a second consecutive game with a cracked rib. Freshman James Gist received his first start and scored eight points.

### MARYLAND 86, VIRGINIA TECH 71 Comcast Center — Feb. 8, 2005

Hokies	fg	3fg	ft	d-r	rb	pf	tp	a	to	bk	s	min
Washington	f	3-7	0-0	0-0	1-1	2	2	6	1	2	3	28
Collins	f	5-9	0-0	4-7	1-4	5	0	14	3	1	0	23
Dixon	c	9-15	4-5	0-0	4-5	9	3	22	1	3	2	36
Dowdell	g	6-13	2-8	3-3	1-4	5	1	17	5	3	0	38
Gordon	g	5-10	0-1	0-2	2-4	6	4	10	7	5	3	36
Witherspoon	g	0-1	0-0	0-0	0-0	0	0	0	0	0	0	7
Cooke	g	1-3	0-1	0-0	0-0	0	5	2	0	2	0	12
Calloway	g	0-1	0-0	0-0	0-0	0	0	0	0	0	0	2
King	g	0-0	0-0	0-0	0-1	1	3	0	1	2	0	5
Tucker	g	0-0	0-0	0-0	0-0	0	0	0	0	0	0	3
TEAM												
Totals.....	29-59	6-15	7-12	9-21	30	18	71	18	18	8	6	200
	.492	.400	.583									

Terps	fg	3fg	ft	d-r	rb	pf	tp	a	to	bk	s	min
Garrison	f	0-5	0-1	2-2	0-1	1	4	2	1	0	0	13
Caner-Med	f	7-11	1-3	6-7	2-5	7	1	21	1	3	1	36
Gist	c	4-8	0-0	0-0	2-5	7	2	8	1	2	2	27
Gilchrist	g	5-10	2-4	7-7	2-3	5	2	19	10	3	1	23
McCray	g	6-15	2-6	2-2	1-2	3	1	16	6	2	0	35
Ledbetter	g	0-0	0-0	1-2	0-1	1	1	1	0	1	0	11
Ginnon	g	0-1	0-1	0-0	0-1	1	0	0	0	0	1	12
Jones	g	6-6	0-0	1-1	0-1	1	0	13	0	0	1	11
Bowers	g	3-3	0-0	0-0	0-4	4	2	6	0	2	1	0
TEAM												
Totals.....	31-59	5-15	19-21	8-24	32	13	86	19	13	6	8	200
	.525	.333	.905									

Virginia Tech (12-9, 5-5)	30	41	-	71
MARYLAND (14-7, 5-5)	42	44	-	86

Officials: Frank Scagliotta, Joe Lindsay, Michael Stephens  
Attendance: 17,950

## GAME 22 - 2/12/05 - Comcast Center [RV/RV] MARYLAND 99 [7/8] DUKE 92 (OT)

COLLEGE PARK, Md. (AP) - Another classic duel between Duke and Maryland ended with an increasingly familiar result.

Travis Garrison had 17 points and 11 rebounds, and the Terrapins wore down Duke in overtime for a victory.

John Gilchrist scored 19 points, Chns McCray had 17 and reserve guard Mike Jones added 15 for Maryland (15-7, 6-5 Atlantic Coast Conference), which completed its first regular-season sweep of the Blue Devils since 1995.

Including their win in the finals of the ACC tournament last March, the Terps have won three straight against Duke for the first time since 1982.

The Blue Devils (18-3, 8-3) staggered to the finish without five players, all of whom fouled out late in regulation or in overtime. Sheldon Williams had 23 points and 16 rebounds, and Daniel Ewing also scored 23.

With Maryland up 91-90 in overtime, Garrison scored on a follow and McCray made two foul shots for a five-point cushion, and the Blue Devils simply didn't have enough firepower to mount a comeback.

At the final buzzer, the crowd poured onto the court to celebrate another Maryland victory in one of college basketball's fiercest rivalries.

The sellout crowd of 17,950 arrived hours before tipoff, and the atmosphere in the arena at tipoff was electrifying. Those in attendance included former Boston Celtics coach Red Auerbach, Baltimore Ravens coach Brian Billick and former Orioles infielder Cal Ripken.

### MARYLAND 99, DUKE 92 Comcast Center — Feb. 12, 2005

Blue Devils	fg	3fg	ft	d-r	rb	pf	tp	a	to	bk	s	min
Williams	f	8-10	0-0	7-9	5-11	16	5	23	2	3	0	34
Randolph	f	0-2	0-0	0-2	0-3	3	5	0	0	1	1	11
Redick	g	5-19	3-10	8-9	0-3	3	1	21	1	3	0	45
Ewing	g	9-21	3-7	2-2	1-2	3	5	23	4	2	0	36
Nelson	g	2-7	1-1	3-4	3-4	7	0	8	0	2	0	22
Melchionni	g	2-8	2-6	3-4	1-0	1	5	9	4	0	0	32
Dockery	g	3-6	2-4	0-0	1-4	5	5	8	1	0	0	33
Perkins	g	0-0	0-0	0-0	0-0	0	0	0	0	0	0	0
Davidson	g	0-0	0-0	0-0	0-0	0	1	0	0	0	0	3
Johnson	g	0-0	0-0	0-0	0-0	0	4	0	0	0	0	9
TEAM												
Totals.....	29-73	11-28	23-30	13-28	41	31	92	12	11	4	4	225
	.397	.393	.767									

Terps	fg	3fg	ft	d-r	rb	pf	tp	a	to	bk	s	min
Garrison	f	8-15	1-2	0-0	5-6	11	3	17	1	2	4	38
Caner-Med	f	5-18	0-1	1-3	3-6	9	3	11	2	1	0	41
Bowers	c	2-3	0-0	1-2	1-1	2	4	5	1	0	0	10
Gilchrist	g	7-14	1-2	4-8	4-6	10	1	19	9	3	0	41
McCray	g	3-8	1-3	10-10	0-5	5	3	17	5	1	1	42
Ledbetter	g	1-2	0-0	0-0	0-0	0	2	2	1	0	0	6
Gist	g	0-4	0-0	2-2	0-1	1	2	2	0	0	0	12
Jones	g	4-5	1-1	6-7	1-4	5	2	15	1	1	1	18
Ibekwe	g	3-6	0-1	5-7	2-3	5	4	11	0	2	2	17
TEAM												
Totals.....	33-75	4-10	29-39	16-34	50	22	99	20	10	8	2	225
	.440	.400	.744									

Duke (18-3, 8-3)	43	45	4	92
MARYLAND (15-7, 6-5)	48	40	11	99

Officials: Duke Edsall, Steve Gordon, Bob Donato  
Technical fouls: Duke-Daniel Ewing, Maryland-None  
Attendance: 17,950 (sellout)

## GAME 23 - 2/16/05 - RBC Center NC STATE 82 [22/RV] MARYLAND 63

RALEIGH, N.C. (AP) - Ilian Evttimov and Tony Bethel each scored 17 points to lift North Carolina State to a victory over No. 22 Maryland.

Julius Hodge added 13 points and nine assists for the Wolfpack (15-10, 5-7 Atlantic Coast Conference), who led by 20 points in the first half.

The Wolfpack hit 13 3-pointers - many coming on kickouts from the post or off penetration - and finished with 22 assists on 25 field goals.

Nik Caner-Medley scored 19 points to lead the Terps, but he got little help. John Gilchrist, who finished an assist shy of a triple-double against the Blue Devils, had seven points on 1-for-6 shooting.

Maryland led 20-19 on Caner-Medley's 3-pointer from the right wing, but the Wolfpack answered with a 25-4 run to take its big lead. N.C. State got hot from the outside, hitting five 3s over the next five minutes.

### NC STATE 82, MARYLAND 63 RBC Center — Feb. 16, 2005

Terps	fg	3fg	ft	d-r	rb	pf	tp	a	to	bk	s	min
-------	----	-----	----	-----	----	----	----	---	----	----	---	-----





# **GAME 24 - 2/19/05 - University Hall** **[22/RV] MARYLAND 92** **VIRGINIA 89 (2OT)**

CHARLOTTESVILLE, Va. (AP) - John Gilchrist hit the go-ahead 3-pointer with 1:12 left in the second overtime and No. 22 Maryland went on to a victory over Virginia.

Virginia had a chance to tie it with 18 seconds to go in the second overtime, but Elton Brown missed two free throws, capping his 3-for-13 showing from the line. As a team, Virginia was 12-for-27 on free throws.

Maryland (16-8, 7-6 Atlantic Coast Conference), coming off a 19-point loss at North Carolina State, still has home games against Clemson and No. 4 North Carolina and finishes on the road against Virginia Tech.

Gilchrist finished with 22 points and led the team in scoring. He also had six assists.

Sean Singletary led the Cavaliers with 23 points, nine assists and scored 12 of Virginia's 20 overtime points.

The Terrapins twice saw the game extended when Virginia made 3-pointers on its final possession.

## **MARYLAND 92, VIRGINIA 89** **University Hall — Feb. 19, 2005**

Terps	fg	3fg	ft	o-d	rb	pf	tp	a	to	bk	s	min
Garnson	f	6-11	1-1	7-8	0-8	8	5	20	2	2	2	37
Caner-Med	f	7-15	0-1	5-8	2-9	11	1	19	5	1	0	43
Gilchrist	g	7-14	3-7	5-5	4-5	9	2	22	6	5	1	44
McCray	g	5-14	1-2	2-2	3-4	7	2	13	6	3	0	42
Jones	g	2-8	1-3	2-2	2-1	3	3	7	1	1	0	31
Ledbetter	g	1-6	1-4	0-2	1-6	7	1	3	1	2	0	29
Gist	g	0-0	0-0	0-0	0-0	0	1	0	0	0	0	2
Ibekwe	g	2-7	0-0	4-7	1-1	2	3	8	0	1	2	16
Bowers	g	0-1	0-0	0-0	0-0	0	1	0	1	0	1	6
TEAM					2-1	3						
Totals		30-76	7-18	25-34	15-35	50	19	92	22	15	6	5 250
		.395	.389	.735								

Cavaliers	fg	3fg	ft	o-d	rb	pf	tp	a	to	bk	s	min
Cain	f	1-2	0-1	0-1	3-5	8	1	2	1	1	0	3
Smith	f	8-19	4-8	2-3	2-6	8	2	22	1	1	3	44
Reynolds	g	2-9	2-5	2-2	0-1	1	4	8	0	3	0	38
Bannister	g	2-4	0-0	0-0	0-2	2	3	4	7	3	0	31
Singletary	g	9-17	3-5	2-2	0-2	2	5	23	9	1	0	45
Forbes	g	6-11	2-5	3-6	1-7	8	5	17	1	1	4	36
Brown	g	5-13	0-1	3-13	3-9	12	4	13	0	3	0	27
TEAM					2-3	5						
Totals		33-75	11-25	12-27	11-35	46	24	89	19	13	7	6 250
		.440	.440	.444								

MARYLAND (16-8, 7-6)	30	39	13	10	-	92
Virginia (13-11, 4-9)	30	39	13	7	-	89

Officials: Les Jones, Bryan Kersey, Jamie Luckie  
Attendance: 8218

# **GAME 25 - 2/22/05 - Comcast Center** **CLEMSON 97** **[RV/RV] MARYLAND 93**

COLLEGE PARK, Md. (AP) - Sharrod Ford had 24 points, 10 rebounds and a career-high nine blocks, leading Clemson past Maryland 97-93.

Shawan Robinson added 17 points for the Tigers (13-13, 3-10 Atlantic Coast Conference), who recorded their first regular-season series sweep over the Terrapins since 1996-97. Clemson made 8-of-12 3-pointers.

Maryland (16-9, 7-7) got 23 points from Nik Caner-Medley and 21 from Chns McCray.

## **CLEMSON 97, MARYLAND 93** **Comcast Center — Feb. 22, 2005**

Tigers	fg	3fg	ft	o-d	rb	pf	tp	a	to	bk	s	min
Perry	f	4-10	0-0	0-0	2-0	2	2	8	2	3	0	21
Mays	f	2-2	0-0	0-0	0-2	2	2	4	0	0	0	5
Ford	c	9-13	0-0	6-12	5-5	10	4	24	0	7	9	2
Hamilton	g	3-5	0-0	2-5	1-2	3	3	8	2	3	0	30
Hammonds	g	4-7	2-3	2-4	2-4	6	2	12	1	0	1	32
Allen	g	0-0	0-0	0-0	0-0	0	1	0	0	0	0	0
Babalola	g	2-6	1-2	6-6	1-4	5	4	11	2	1	1	29
Moore	g	2-3	2-3	2-2	0-1	1	3	8	0	0	1	14
Robinson	g	5-7	3-4	4-6	0-3	3	1	17	3	2	0	24
Akingbala	g	1-2	0-0	3-6	1-2	3	4	5	2	2	0	11
TEAM					2-0	2						
Totals		32-55	8-12	25-41	14-23	37	26	97	12	18	13	9 200
		.582	.667	.610								

Terps	fg	3fg	ft	o-d	rb	pf	tp	a	to	bk	s	min
Garnson	f	6-13	0-2	4-5	5-2	7	5	16	2	3	2	30
Caner-Med	f	9-15	3-5	2-3	3-4	7	2	23	2	2	0	32
Ibekwe	c	2-7	0-0	3-4	1-4	4	5	7	1	1	1	19
Gilchrist	g	4-16	3-7	1-2	6-4	10	3	12	5	1	0	31
McCray	g	9-16	1-3	2-2	3-0	3	4	21	4	3	1	24
Ledbetter	g	1-4	1-1	4-4	3-1	4	2	7	3	3	0	20
Gist	g	0-2	0-0	1-4	0-2	2	2	1	1	1	0	17
Ginnon	g	0-0	0-0	0-0	0-0	0	0	0	0	0	0	2
Jones	g	2-8	0-5	2-2	2-0	2	3	6	0	1	1	11
Bowers	g	0-0	0-0	0-0	0-0	0	3	0	0	1	2	5
TEAM					6-2	8						
Totals		33-81	8-23	19-26	29-18	47	29	93	18	16	7	6 200
		.407	.348	.731								

Clemson (13-13, 3-10)	49	48	-	97
MARYLAND (16-9, 7-7)	39	54	-	93

Officials: Larry Rose, Duke Edsall, Michael Stephens  
Attendance: 17,950 (sellout)

# **GAME 26 - 2/27/05 - Comcast Center** **[2/2] NORTH CAROLINA 85** **[RV/RV] MARYLAND 83**

COLLEGE PARK, Md. (AP) - Raymond Felton made the tiebreaking layup with 19 seconds left and Sean May blocked a shot just before the buzzer as No. 2 North Carolina weathered a furious comeback bid by Maryland before escaping with a victory.

May had 22 points and 11 rebounds for the Tar Heels, who remained alone atop the Atlantic Coast Conference with their fifth straight win.

Jawad Williams scored 21 points to help the Tar Heels (24-3, 12-2) beat the Terrapins on the road.

Down 47-37 at halftime, the Terrapins twice cut the gap to six points early in the second half. It was 57-51 before Marvin Williams hit two free throws and Jackie Manuel made a layup to restore the 10-point cushion.

McCray then scored four points and Jones hit two straight 3-pointers in a 14-4 spurt that tied it with 9:57 left.

## **NORTH CAROLINA 85, MARYLAND 83** **Comcast Center — Feb. 27, 2005**

Tar Heels	fg	3fg	ft	o-d	rb	pf	tp	a	to	bk	s	min
Manuel	f	4-8	1-2	0-2	5-5	10	3	9	2	0	1	3
J Williams	f	7-11	3-6	4-5	0-4	4	0	21	1	2	0	25
May	c	8-16	0-0	6-8	5-6	11	2	22	0	5	3	31
Scott	g	1-5	1-4	0-0	0-0	0	2	3	0	3	0	27
Felton	g	4-11	2-6	0-0	2-2	4	2	10	4	0	2	36
Terry	g	0-0	0-0	1-2	0-1	1	2	1	2	1	0	5
Thomas	g	1-1	0-0	0-0	0-0	0	0	2	0	0	0	4
M Williams	g	1-3	0-1	3-4	0-5	5	3	5	0	1	1	19
Noel	g	5-7	2-3	0-0	0-4	4	1	12	3	1	1	22
TEAM					4-1	5						
Totals		31-62	9-22	14-21	16-28	44	15	85	18	17	6	8 200
		.500	.409	.667								

Terps	fg	3fg	ft	o-d	rb	pf	tp	a	to	bk	s	min
Ginnon	f	0-1	0-0	0-0	0-1	1	0	0	0	1	0	12
Caner-Med	f	7-18	1-3	1-1	0-5	5	2	16	0	1	0	36
Garnson	c	0-5	0-0	1-2	2-1	3	4	1	0	2	3	23
Gilchrist	g	4-9	1-3	4-4	1-1	2	0	13	5	0	0	32
McCray	g	7-12	5-6	6-6	3-3	6	1	25	5	2	0	35
Ledbetter	g	1-1	0-0	0-0	0-0	0	2	2	2	0	1	13
Gist	g	4-8	0-0	0-0	2-5	7	2	8	1	1	0	19
Jones	g	4-8	4-5	0-0	1-3	4	4	12	1	2	1	13
Ibekwe	g	2-6	0-0	0-0	3-0	3	3	4	0	1	0	13
Bowers	g	1-3	0-0	0-0	1-0	1	1	2	0	0	1	0
TEAM					1-2	3						
Totals		30-71	11-17	12-13	14-21	35	17	83	14	11	6	4 200
		.423	.647	.923								

North Carolina (24-3, 12-2)	47	38	-	85
MARYLAND (16-10, 7-8)	37	46	-	83

Officials: Karl Hess, Mike Wood, Ray Nall  
Attendance: 17,950 (sellout)

# **GAME 27 - 3/5/05 - Cassell Coliseum** **VIRGINIA TECH 86** **[RV/RV] MARYLAND 76**

BLACKSBURG, Va. (AP) - Jamon Gordon scored a career-best 23 points and had seven in a 12-1 run over the final 2 minutes Saturday as Virginia Tech beat Maryland to secure a first-round bye in the Atlantic Coast Conference tournament.

The Hokies (15-12, 8-8) led 74-72 after two free throws by James Gist for Maryland with 2:36 left, but Gordon hit a jumper to start the run. Virginia Tech was 8-for-11 from the line the rest of the way, and Gordon capped the spurt with a breakaway dunk.

Maryland (16-11, 7-9) was hoping to bolster its case for a 12th consecutive berth in the NCAA Tournament.

Carlos Dixon added 20 points in his final regular season home game, and Coleman Collins had 14 points and 15 rebounds for the surprising Hokies, who were picked to finish 10th in the 11-team ACC after joining the league prior to this season.

Gist and Chns McCray led Maryland with 18 points apiece. Nik Caner-Medley added 12 and Virginia Tech native John Gilchrist had 11 points, seven assists and six rebounds for the Terrapins.

The Hokies led 45-37 at halftime and almost throughout the second half.

## **VIRGINIA TECH 86, MARYLAND 76** **Cassell Coliseum — March 5, 2005**

Terps	fg	3fg	ft	o-d	rb	pf	tp	a	to	bk	s	min
Garnson	f	1-2	1-1	0-0	0-0	0	1	3	0	3	0	10
Gist	f	6-8	0-0	6-6	1-3	4	3	18	0	1	2	24
Caner-Med	f	4-12	0-2	4-6	1-1	2	4	12	1	2	0	36
Gilchrist	g	4-10	0-3	3-4	1-5	6	2	11	7	4	0	35
McCray	g	7-13	2-5	2-2	3-4	7	4	18	3	3	0	37
Ledbetter	g	0-0	0-0	0-0	0-0	0	1	0	4	2	0	9
Ginnon	g	0-0	0-0	0-0	0-2	2	0	0	0	0	0	7
Jones	g	3-11	2-7	0-0	0-3	3	3	8	0	0	0	17
Ibekwe	g	1-2	0-0	0-0	0-3	3	1	2	0	0	1	15
Bowers	g	0-2	0-0	4-4	1-2	3	2	4	0	2	0	10
TEAM					2-1	3						
Totals		26-60	5-18	19-22	9-24	33	21	76	15	15	5	8 200
		.433	.278	.864								

Hokies		fg	3fg	ft	o-d	rb	pf	tp	a	to	bk	s	min
Collins	c	7-13	0-0	0-0	6-9	15	1	14	2	0	1	1	36
Dowdell	g	4-15	2-7	3-4	2-1	3	1	13	4	3	0	3	39
Washgtn	g	4-8	0-0	4-7	6-2	8	3	12	2	1	2	1	34
Gordon	g	8-17	3-4	4-6	1-5	6	4	23	3	2	2	1	34
Dixon	g	7-10	2-2	4-6	1-4	5	2	20	1	5	0	2	37
Hams		0-0	0-0	0-0	0-0	0	0	0	0	0	0	0	0+
Krabbendam		0-1	0-0	0-0	0-0	0	1	0	0	1	0	0	1
Cooke		1-4	0-1	0-0	0-2	2	2	2	2	0	0	0	15
King	0-1	0-0	0-0	0-0	0	0	0	0	0	0	0	1	
Tucker		1-1	0-0	0-0	0-0	0	0	2	0	0	0	0	3
TEAM					3-3	6							
Totals		32-70	7-14	15-23	19-26	45	14	86	14	12	5	8	200
		457	500	652									



Terps	fg	3fg	ft	d-r	rb	pf	tp	a	to	bk	s	min
Caner-Med	f 5-17	2-3	2-2	4-6	10	3	14	2	3	0	1	35
Bowers	c 3-6	0-0	4-4	4-2	6	2	10	0	3	1	0	27
Gilchrist	g 1-7	0-1	2-3	0-2	2	0	4	2	3	0	1	19
McCray	g 8-16	4-7	4-6	3-5	8	2	24	4	4	0	4	36
Jones	g 0-6	0-2	0-0	0-1	1	3	0	1	0	0	1	19
Garrison	0-0	0-0	3-4	1-2	3	5	3	1	2	0	1	10
Leibetter	3-7	0-0	2-2	1-0	1	5	8	1	4	0	2	23
Gnnon	0-1	0-0	0-0	4-1	5	2	0	0	1	0	0	9
Ibekwe	3-5	0-1	3-9	3-4	7	3	9	0	3	1	0	22
Chukura	0-0	0-0	0-0	0-0	0	0	0	0	0	0	0	0+
TEAM					24	6						
Totals.....	23-65	6-14	20-30	22-27	49	25	72	11	23	2	10	200
	.354	.429	.667									

Clemson (16-14)	39	45	-	84
MARYLAND (16-12)	36	36	-	72

Officials: Larry Rose, Duke Edsall, Roger Ayers  
Attendance: 20,301

### GAME 29 - 3/16/05 - Comcast Center

## MARYLAND 85 ORAL ROBERTS 72 Postseason NIT First Round

COLLEGE PARK, Md. (AP) - Maryland rattled off 17 straight points in one first-half stretch and pulled away to a victory over Oral Roberts in the first round of the NIT.

Travis Garrison had 18 points and 11 rebounds, and Mike Jones scored 18 to help Maryland snap a four-game losing streak.

Will Bowers had a career-high 14 points for the Terrapins (17-12).

Playing in the NIT for the first time since 1990, Maryland fell behind by 13 in the first half before Williams was tagged with a technical foul.

Jones and Mike Ginnon promptly hit successive 3-pointers, and Garrison added a dunk to ignite the 17-point blitz that made it 32-28. Six different players scored during the spree, which put the Terrapins ahead for good.

### MARYLAND 85, ORAL ROBERTS 72

Comcast Center — March 16, 2005

Titans	fg	3fg	ft	d-r	rb	pf	tp	a	to	bk	s	min
Green	f 7-20	0-0	9-12	7-9	16	4	23	2	2	0	2	30
Michalec	c 4-10	0-1	0-0	4-3	7	4	8	0	1	1	1	15
Tuft	g 5-27	2-11	6-6	0-2	2	4	18	3	2	0	2	36
Spencer-Gdnr	g 0-3	0-2	0-2	0-1	1	3	0	1	2	0	1	30
Blufft	g 4-10	1-6	0-0	0-2	2	4	9	3	4	0	1	34
Owens	4-7	0-0	2-4	3-3	6	3	10	2	2	3	4	22
Meloy	1-3	0-1	0-0	2-2	4	1	2	2	1	0	1	21
Gastel	1-1	0-0	0-0	0-0	0	1	2	0	1	0	1	12
TEAM					9-2	11						
Totals.....	26-81	3-21	17-24	25-24	49	24	72	13	15	4	13	200
	.321	.143	.708									

Terps	fg	3fg	ft	d-r	rb	pf	tp	a	to	bk	s	min
Garrison	f 7-14	1-2	3-4	7-4	11	3	18	0	2	4	0	21
Caner-Med	f 0-7	0-4	0-2	0-8	8	3	0	5	6	1	1	29
Bowers	c 5-9	0-1	4-5	2-3	5	2	14	1	1	2	0	17
Leibetter	g 1-3	0-1	8-8	4-5	9	0	10	5	2	0	0	30
Jones	g 6-11	3-7	3-3	2-1	3	0	18	1	3	2	2	17
McCray	2-10	0-7	3-4	1-3	4	3	7	4	5	0	2	32
Gist	2-7	0-0	3-4	2-2	4	2	7	0	1	2	1	19
Gnnon	1-1	1-1	0-0	1-1	2	0	3	1	0	0	2	17
Ibekwe	2-6	0-1	4-6	3-5	8	5	8	1	0	4	0	18
TEAM					1-2	3						
Totals.....	26-68	5-24	28-36	23-34	57	19	85	18	20	15	8	200
	.382	.208	.778									

Oral Roberts (25-8)	32	40	-	72
MARYLAND (17-12)	39	46	-	85

Officials: D.J. Cartensen, Mike Roberts, Ron Tyburski  
Technical fouls: Maryland-TEAM  
Attendance: 7407

### GAME 30 - 3/23/05 - Comcast Center

## MARYLAND 78 DAVIDSON 63 Postseason NIT Second Round

COLLEGE PARK, Md. (AP) - The Maryland Terrapins advanced to the quarterfinals of the Postseason NIT for the first time since 1972, getting 12 points and 11 rebounds from Nik Caner-Medley in a victory over Davidson.

The Terrapins (18-12) will face Texas Christian on Saturday for the night to play in the semifinal round at Madison Square Garden.

Since winning the NIT title 33 years ago, Maryland had tried four times without success to advance past the second round. Now, after wins over Oral Roberts and Davidson, the Terps are playing well.

Six players scored in double figures for the Terrapins, led by James Gist with 15. Maryland never trailed after using a 16-0 run to pull even at halftime.

Brendan Winters scored 16 points and Jason Morton had 15 for Davidson (23-9), which was seeking to win three games in a single postseason for the first time. Before this NIT, the Wildcats hadn't won a postseason game since 1969.

Davidson shot 31 percent and 10-for-35 from 3-point range.

Davidson took a 34-18 lead with 3:56 left in the first half. But the Wildcats missed their next 12 shots and went scoreless until the 16:34 mark of the second half.

### MARYLAND 78, DAVIDSON 63

Comcast Center — March 23, 2005

Wildcats	fg	3fg	ft	d-r	rb	pf	tp	a	to	bk	s	min
Kosmalski	f 4-10	2-5	3-4	4-6	10	5	13	2	1	2	1	32
Grace	f 1-1	1-1	0-0	1-5	6	5	3	1	1	0	0	16
McKillop	g 2-9	1-6	0-0	2-0	2	0	5	4	4	0	2	22
Grant	g 0-6	0-2	1-3	1-5	6	4	1	4	3	0	2	30
Winters	g 5-14	4-10	2-2	2-1	3	3	16	2	4	0	0	27
Richards	0-1	0-1	2-2	0-1	1	0	2	1	1	0	0	14
Meno	0-0	0-0	0-2	0-1	1	1	0	0	0	0	0	2
Sander	0-0	0-0	0-0	0-0	0	0	0	0	0	0	0	2
Johnson	3-10	0-3	2-2	1-1	2	3	8	2	2	2	0	27
Blancett	0-3	0-1	0-0	0-0	0	0	0	0	0	0	0	2
Morton	6-13	2-6	1-2	1-3	4	3	15	0	0	0	0	26
Clunie	0-0	0-0	0-0	0-0	0	0	0	0	0	0	0	0+
TEAM					2-6	8						
Totals.....	21-67	10-35	11-17	14-29	43	24	63	16	16	4	5	200
	.313	.286	.647									

Terps	fg	3fg	ft	d-r	rb	pf	tp	a	to	bk	s	min
Garrison	f 5-16	0-0	2-2	4-2	6	2	12	0	1	0	1	23
Caner-Med	f 3-10	1-4	5-5	1-10	11	2	12	2	1	0	1	38
Bowers	c 0-3	0-0	0-0	2-2	4	2	0	2	1	0	0	9
Leibetter	g 4-6	1-1	1-1	0-3	3	3	10	8	6	1	1	34
McCray	g 5-13	0-3	1-3	3-3	6	2	11	1	1	0	1	31
Gist	4-5	0-0	7-7	1-6	7	1	15	1	1	0	1	26
Gnnon	0-1	0-0	0-0	0-0	0	0	0	0	0	0	0	7
Jones	3-6	1-3	0-0	0-2	2	0	7	0	1	0	1	11
Ibekwe	4-7	0-1	3-8	2-7	9	4	11	1	2	5	2	21
TEAM					3-0	3						
Totals.....	28-67	3-12	19-26	16-35	51	16	78	15	14	6	8	200
	.418	.250	.731									

Davidson (23-9)	34	29	-	63
MARYLAND (18-12)	34	44	-	78

Officials: Rick Crawford, Carlos Reyes, Tony Turner  
Attendance: 12,126

### GAME 31 - 3/26/05 - Comcast Center

## MARYLAND 85 TCU 73 Postseason NIT Quarterfinals

COLLEGE PARK, Md. (AP) - Nik Caner-Medley took charge down the stretch for Maryland, scoring eight of his 20 points in the final minutes to help the Terrapins pull out a victory over Texas Christian and advance to the NIT semifinals for the first time since 1972.

Caner-Medley started the late charge on a driving jumper with just over three minutes left that gave Maryland a 71-68 lead. After a basket by Chris McCray, Caner-Medley hit a 3-pointer and three free throws for a 79-72 lead with 47.8 seconds left.

McCray made six free throws in the final minute as Maryland scored 16 of the game's final 21 points.

Five Maryland players scored in double figures, including Mike Jones and McCray, both of whom scored 18 points. Travis Garrison added a double-double with 15 points and 10 rebounds.

### MARYLAND 85, TCU 73

Comcast Center — March 26, 2005

Horned Frogs	fg	3fg	ft	d-r	rb	pf	tp	a	to	bk	s	min
Sloan	f 0-0	0-0	2-2	1-2	3	5	2	2	0	0	0	17
Ibkunle	c 2-5	0-0	2-2	3-4	7	3	6	0	1	0	0	26
Sanlee	g 8-16	5-10	0-1	2-0	2	1	21	1	4	0	3	38
Murry	g 6-16	4-9	4-4	2-3	5	2	20	1	2	0	2	37
Shropshire	g 3-13	2-7	3-4	0-1	1	0	11	6	1	0	2	36
Reese-Hackl	0-1	0-1	0-0	0-1	1	0	0	0	1	0	0	7
Owens	0-0	0-0	0-0	0-0	0	1	0	0	2	0	0	1
Dougherty	0-0	0-0	0-0	0-0	0	0	0	0	0	0	0	0+
Slubbs	1-2	0-0	0-0	1-2	3	5	2	0	0	0	0	6
Markley	0-0	0-0	0-0	0-0	0	0	0	0	0	0	0	0+
Curtis	4-11	0-2	3-8	2-7	9	5	11	1	3	0	0	27
Adams	0-0	0-0	0-0	0-0	0	0	0	0	1	0	0	1
Pierce	0-1	0-0	0-0	0-1	1	2	0	0	0	0	0	4
TEAM					3-2	5						
Totals.....	24-65	11-29	14-21	14-23	37	24	73	11	15	0	7	200
	.369	.379	.667									

Terps	fg	3fg	ft	d-r	rb	pf	tp	a	to	bk	s	min
Garrison	f 3-6	0-1	9-12	2-8	10	2	15	2	1	1	0	27
Caner-Med	f 7-12	3-5	3-4	0-0	0	1	20	2	3	1	3	35
Bowers	c 0-0	0-0	2-4	0-2	2	2	2	0	0	1	0	9
Leibetter	g 1-4	0-2	0-0	2-4	6	1	2	6	3	0	2	34
McCray	g 5-10	2-5	6-6	1-3	4	0	18	5	6	0	3	35
Gist	0-1	0-0	0-1	1-3	4	3	0	0	0	2	1	12
Henry	0-0	0-0	0-0	0-0	0	0	0	0	0	0	0	0+
Gnnon	0-0	0-0	0-0	0-0	0	0	0	0	0	0	0	0+
Jones	7-14	4-10	0-0	1-2	3	1	18	2	1	0	0	22
Ibekwe	4-8	1-2	1-4	2-6	8	4	10	1	2	3	1	26
Chukura	0-0	0-0	0-0	0-0	0	0	0	0	0	0	0	0+
TEAM					1-3	4	1					
Totals.....	27-55	10-25	21-31	10-31	41	15	85	18	16	8	10	200
	.491	.400	.677									

TCU (21-14)	43	30	-	73
MARYLAND (19-12)	44	41	-	85

Officials: Donnie Gray, William Bush, Earl Walton  
Technical fouls: Maryland-TEAM  
Attendance: 10,608

### GAME 32 - 3/29/05 MADISON SQUARE GARDEN SOUTH CAROLINA 75





MEN'S  
**Bb**  
BASKETBALL

# ALL-TIME RECORDS





# YEAR-BY-YEAR FINISHES

Year	Overall			Final Rank	Conference			Conference Tourn.			Coach	Postseason
	Win	Loss	Pct.		Home	Away	Neu.	Win	Loss	Pct. Finish		
1904-05	0	2	.000									
1910-11	3	9	.250		2-3	1-6						
1913-14	0	16	.000		0-5	0-11						
1918-19	1	5	.167		0-0	0-0	1-5					
1923-24	5	7	.417		3-6	1-0	1-1	1	2	.333 11th	1 1 Quarterfinals	H. Burton Shipley
1924-25	12	5	.706		7-2	4-2	1-1	3	1	.750 4th	0 1 First Round	H. Burton Shipley
1925-26	14	3	.824		10-1	4-1	0-1	7	1	.875 4th	0 1 First Round	H. Burton Shipley
1926-27	10	10	.500		7-2	3-7	0-1	6	4	.600 9th	0 1 First Round	H. Burton Shipley
1927-28	14	4	.778		11-0	3-4		8	1	.889 4th	DNP	H. Burton Shipley
1928-29	7	9	.438		3-5	4-3	0-1	2	5	.286 21st	0 1 First Round	H. Burton Shipley
1929-30	16	6	.727		10-3	6-2	0-1	9	5	.643 10th	0 1 First Round	H. Burton Shipley
1930-31	18	4	.818		10-2	4-2	4-0	8	1	.889 2nd	2 0 Champions	H. Burton Shipley
1931-32	16	4	.800		11-1	5-2	0-1	9	1	.900 T1st	0 1 First Round	H. Burton Shipley
1932-33	11	9	.550		10-2	1-6	0-1	7	3	.700 3rd	0 1 First Round	H. Burton Shipley
1933-34	11	8	.579		9-4	2-3	0-1	6	1	.857 3rd	0 1 First Round	H. Burton Shipley
1934-35	8	10	.444		6-8	2-2		4	3	.571 5th	DNP	H. Burton Shipley
1935-36	14	6	.700		9-3	4-2	1-1	4	3	.571 4th	1 1 Semifinals	H. Burton Shipley
1936-37	8	12	.400		7-4	1-7	0-1	5	8	.385 T10th	0 1 First Round	H. Burton Shipley
1937-38	15	9	.625		10-3	4-5	1-1	6	4	.600 7th	1 1 Semifinals	H. Burton Shipley
1938-39	15	9	.625		9-2	4-6	2-1	8	3	.727 T2nd	2 1 Finals	H. Burton Shipley
1939-40	14	9	.609		9-2	4-6	1-1	7	5	.583 5th	1 1 Semifinals	H. Burton Shipley
1940-41	1	21	.045		1-10	0-11		0	13	.000 15th	DNP	H. Burton Shipley
1941-42	7	15	.318		4-5	3-10		3	8	.273 T12th	DNP	H. Burton Shipley
1942-43	8	8	.500		5-3	3-5		5	5	.500 9th	DNP	H. Burton Shipley
1943-44	4	14	.222		3-6	1-7	0-1	2	1	.667 4th	0 1 First Round	H. Burton Shipley
1944-45	2	14	.125		1-5	1-8	0-1	2	5	.286 9th	0 1 First Round	H. Burton Shipley
1945-46	9	12	.429		8-4	1-7	0-1	5	4	.556 5th	0 1 First Round	H. Burton Shipley
1946-47	14	10	.583		9-3	5-6	0-1	9	5	.643 5th	0 1 First Round	H. Burton Shipley
1947-48	11	14	.444		6-4	5-9	0-1	9	7	.563 4th	0 1 First Round	H. Burton Shipley
1948-49	9	18	.333		4-5	5-11	0-2	8	7	.533 8th	0 1 First Round	Flucie Stewart
1949-50	7	18	.280		6-6	1-12		5	13	.278 13th	DNP	Flucie Stewart
1950-51	16	11	.593		10-3	5-7	1-1	11	8	.579 8th	1 1 Semifinals	Flucie Stewart
1951-52	13	9	.542		8-1	5-7	0-1	9	5	.643 T6th	0 1 First Round	Bud Millikan
1952-53	15	8	.652		8-2	6-5	1-1	12	3	.800 T2nd	1 1 Semifinals	Bud Millikan
1953-54	23	7	.767	[20] [NR]	9-2	11-4	3-1	7	2	.778 2nd	1 1 Semifinals	Bud Millikan
1954-55	17	7	.708		7-2	7-4	3-1	10	4	.714 3rd	0 1 Quarterfinals	Bud Millikan
1955-56	14	10	.583		9-5	5-4	0-1	7	7	.500 5th	0 1 Quarterfinals	Bud Millikan
1956-57	16	10	.615		8-2	5-6	3-2	9	5	.643 2nd	1 1 Semifinals	Bud Millikan
1957-58	22	7	.759	[6] [6]	10-1	6-4	6-2	9	5	.643 4th	3 0 Champions	Bud Millikan NCAA Elite Eight (2-1)
1958-59	10	13	.435		7-3	2-8	1-2	7	7	.500 T3rd	0 1 Quarterfinals	Bud Millikan
1959-60	15	8	.652		8-2	7-5	0-1	9	5	.643 3rd	0 1 Quarterfinals	Bud Millikan
1960-61	14	12	.538		9-2	3-8	2-2	6	8	.750 5th	1 1 Semifinals	Bud Millikan
1961-62	8	17	.320		4-6	4-8	0-3	3	11	.214 7th	0 1 Quarterfinals	Bud Millikan
1962-63	8	13	.381		5-6	3-6	0-1	4	10	.286 T6th	0 1 Quarterfinals	Bud Millikan
1963-64	9	17	.346		5-4	2-10	2-3	5	9	.357 6th	0 1 Quarterfinals	Bud Millikan
1964-65	18	8	.692		9-3	7-4	2-1	10	4	.714 T2nd	1 1 Semifinals	Bud Millikan
1965-66	14	11	.560		7-3	5-7	2-1	7	7	.500 5th	0 1 Quarterfinals	Bud Millikan
1966-67	11	14	.440		5-5	4-8	2-1	5	9	.357 T5th	0 1 Quarterfinals	Bud Millikan
1967-68	8	16	.333		7-3	1-11	0-2	4	10	.286 6th	0 1 Quarterfinals	Frank Fellows
1968-69	8	18	.308		4-6	3-10	1-2	2	12	.143 T7th	0 1 Quarterfinals	Frank Fellows
1969-70	13	13	.500		10-4	3-7	0-2	5	9	.357 6th	0 1 Quarterfinals	Lefty Driesell
1970-71	14	12	.538		11-4	3-7	0-1	5	9	.357 T6th	0 1 Quarterfinals	Lefty Driesell
1971-72	27	5	.844	[14] [11]	14-0	7-4	6-1	8	4	.667 T2nd	2 1 Finals	Lefty Driesell NIT Champions (4-0)
1972-73	23	7	.767	[8] [10]	12-1	8-4	3-2	7	5	.583 3rd	2 1 Finals	Lefty Driesell NCAA Elite Eight (1-1)
1973-74	23	5	.821	[4] [4]	12-1	7-3	4-1	9	3	.750 T2nd	2 1 Finals	Lefty Driesell
1974-75	24	5	.828	[5] [5]	12-2	10-1	2-2	10	2	.833 1st	0 1 Quarterfinals	Lefty Driesell NCAA Elite Eight (2-1)
1975-76	22	6	.786	[11] [13]	13-2	8-3	1-1	7	5	.583 T2nd	1 1 Semifinals	Lefty Driesell
1976-77	19	8	.704		15-4	3-3	1-1	7	5	.583 4th	0 1 Quarterfinals	Lefty Driesell
1977-78	15	13	.536		10-4	1-8	4-1	3	9	.250 6th	1 1 Semifinals	Lefty Driesell
1978-79	19	11	.633		12-4	4-4	3-3	6	6	.500 4th	1 1 Semifinals	Lefty Driesell NIT Second Round (1-1)
1979-80	24	7	.774	[8] [8]	16-0	4-4	4-3	11	3	.786 1st	2 1 Finals	Lefty Driesell NCAA Sweet 16 (1-1)
1980-81	21	10	.677	[18] [11]	12-3	5-5	4-2	8	6	.571 4th	2 1 Finals	Lefty Driesell NCAA Second Round (1-1)





Year	Overall			Final Rank				Conference				Conference Tourn.			Coach	Postseason
	Win	Loss	Pct.		Home	Away	Neu.	Win	Loss	Pct.	Finish	Win	Loss	Finish		
1981-82	16	13	.551		13-3	2-8	1-2	5	9	.357	5th	0	1	Quarterfinals	Lefty Driesell	NIT Second Round (2-1)
1982-83	20	10	.667		14-3	5-4	1-3	8	6	.571	T3rd	0	1	Quarterfinals	Lefty Driesell	NCAA Second Round (1-1)
1983-84	24	8	.750	[11] [10]	13-2	6-4	5-2	9	5	.643	2nd	3	0	Champions	Lefty Driesell	NCAA Sweet 16 (1-1)
1984-85	25	12	.676		14-2	7-6	4-4	8	6	.571	T4th	0	1	Quarterfinals	Lefty Driesell	NCAA Sweet 16 (2-1)
1985-86	19	14	.576		10-5	6-7	3-2	6	8	.429	6th	1	1	Semifinals	Lefty Driesell	NCAA Second Round (1-1)
1986-87	9	17	.346		8-8	1-8	0-1	0	14	.000	8th	0	1	Quarterfinals	Bob Wade	
1987-88	18	13	.581		8-4	6-7	4-2	6	8	.429	5th	1	1	Semifinals	Bob Wade	NCAA Second Round (1-1)
1988-89	9	20	.310		5-9	0-10	4-1	1	13	.071	8th	1	1	Semifinals	Bob Wade	
1989-90	19	14	.576		12-4	3-6	4-4	6	8	.429	T5th	0	1	Quarterfinals	Gary Williams	NIT Second Round (1-1)
1990-91	16	12	.571		11-3	3-8	2-1	5	9	.357	7th		DNP		Gary Williams	
1991-92	14	15	.483		10-5	2-7	2-3	5	11	.313	8th	1	1	Semifinals	Gary Williams	
1992-93	12	16	.429		8-7	2-8	2-1	2	14	.125	8th	1	1	Semifinals	Gary Williams	
1993-94	18	12	.600	[NR] [20]	10-3	4-6	4-3	8	8	.500	T4th	0	1	Quarterfinals	Gary Williams	NCAA Sweet 16 (2-1)
1994-95	26	8	.765	[10] [11]	16-0	4-4	6-4	12	4	.750	T1st	1	1	Semifinals	Gary Williams	NCAA Sweet 16 (2-1)
1995-96	17	13	.567		11-3	3-5	3-5	8	8	.500	T4th	1	1	Semifinals	Gary Williams	NCAA First Round (0-1)
1996-97	21	11	.656	[22] [NR]	11-3	5-4	5-4	9	7	.562	T4th	1	1	Semifinals	Gary Williams	NCAA First Round (0-1)
1997-98	21	11	.656	[20] [15]	12-2	3-5	6-4	10	6	.625	3rd	1	1	Semifinals	Gary Williams	NCAA Sweet 16 (2-1)
1998-99	28	6	.824	[5] [8]	13-1	7-3	8-2	13	3	.813	2nd	1	1	Semifinals	Gary Williams	NCAA Sweet 16 (2-1)
1999-00	25	10	.714	[17] [25]	15-1	4-5	6-4	11	5	.688	2nd	2	1	Finals	Gary Williams	NCAA Second Round (1-1)
2000-01	25	11	.694	[11] [4]	11-3	6-3	8-5	10	6	.625	3rd	1	1	Semifinals	Gary Williams	NCAA Final Four (4-1)
2001-02	32	4	.889	[4] [1]	15-0	7-2	10-2	15	1	.838	1st	1	1	Semifinals	Gary Williams	NCAA CHAMPIONS (6-0)
2002-03	21	10	.667	[17] [10]	14-2	4-4	3-4	11	5	.688	T2nd	0	1	Quarterfinals	Gary Williams	NCAA Sweet 16 (2-1)
2003-04	20	12	.625	[19] [24]	12-4	4-5	4-3	7	9	.438	6th	3	0	Champions	Gary Williams	NCAA Second Round (1-1)
2004-05	19	13	.594		15-3	2-7	2-3	7	9	.438	T6th	0	1	Quarterfinals	Gary Williams	NIT Semifinals (3-1)

[ / ] indicates final rankings in AP and Coaches Polls

## COACHING HISTORY



### H. BURTON SHIPLEY

1923-24 to 1946-47  
24 seasons  
Overall: 243-199 (.550)  
SC: 124-91 (.577)



### FLUCIE STEWART

1947-48 to 1949-50  
3 seasons  
Overall: 27-48 (.360)  
SC: 22-27 (.468)



### BUD MILLIKAN

1950-51 to 1966-67  
17 seasons  
Overall: 243-182 (.572)  
SC/ACC: 130-109 (.544)



### FRANK FELLOWS

1967-68 to 1968-69  
2 seasons  
Overall: 16-34 (.320)  
ACC: 6-22 (.214)




### CHARLES "LEFTY" DRIESELL

1969-70 to 1985-86  
17 seasons  
Overall: 348-159 (.686)  
ACC: 122-100 (.550)



### BOB WADE


1986-87 to 1988-89  
3 seasons  
Overall: 36-50 (.419)  
ACC: 7-35 (.167)



### GARY WILLIAMS

1989-90 to Present  
16 seasons  
Overall: 334-178 (.652)  
ACC: 139-113 (.552)

## ARENA HISTORY



### THE GYMNASIUM 1923-24 TO 1930-31

All-Time Record: 61-21 (8)  
H. Burton Shipley (61-21 in 8 seasons)



### RITCHIE COLISEUM 1931-32 TO 1954-55

All-Time Record: 169-90 (24)  
H. Burton Shipley (111-65 in 16 seasons)  
Flucie Stewart (16-15 in 3 seasons)  
Bud Millikan (42-10 in 5 seasons)



### COLE FIELD HOUSE 1955-56 TO 2001-02

All-Time Record: 476-151 (47)  
Bud Millikan (86-42 in 12 seasons)  
Frank Fellows (11-9 in 2 seasons)  
Charles "Lefty" Driesell (213-44 in 17 seasons)  
Bob Wade (21-21 in 3 seasons)  
Gary Williams (155-35 in 13 seasons)



### COMCAST CENTER 2002-03 TO PRESENT

All-Time Record: 31-9 (3)  
Gary Williams (31-9 in 3 seasons)




116




## ALL-TIME IN THE COACHES POLL

## WEEK-BY-WEEK IN ALL-TIME COACHES POLLS

1950-51		-Not Ranked-																		
1951-52		-Not Ranked-																		
1952-53		-Not Ranked-																		
1953-54		-Not Ranked-																		
1954-55	D7	D14	D21	D28	J4	J11	J18	J25	F1	F8	F15	F22	M1	M8						
	-	-	-	-	14	14	11	12	14	18	17	-	-	-						
1955-56		-Not Ranked-																		
1956-57		-Not Ranked-																		
1957-58	D10	D17	D24	D31	J7	J14	J21	J28	F4	F11	F18	F25	M4	M11						
	-	9	9	7	12	7	7	11	10	8	11	15	17	6						
1958-59	D9	D16	D23	D30	J6	J13	J20	J27	F3	F10	F17	F24	M2	M9						
	-	-	-	-	-	-	-	-	16	-	-	-	-	-						
1959-60		-Not Ranked-																		
1960-61	D6	D13	D20	D27	J3	J10	J17	J24	J31	F7	F14	F21	F28	M7						
	-	15	-	-	-	-	-	-	-	-	-	-	-	-						
1961-62		-Not Ranked-																		
1962-63		-Not Ranked-																		
1963-64		-Not Ranked-																		
1964-65		-Not Ranked-																		
1965-66		-Not Ranked-																		
1966-67		-Not Ranked-																		
1967-68		-Not Ranked-																		
1968-69		-Not Ranked-																		
1969-70		-Not Ranked-																		
1970-71		-Not Ranked-																		
1971-72	PS	D7	D14	D21	D28	J4	J11	J18	J25	F1	F8	F15	F22	F29	M7	M14				
		5	15	13	14	10	20	15	16	-	17	14	11	13	14	11				
1972-73	PS	D5	D12	D19	D26	J2	J9	J16	J23	J30	F6	F13	F20	F27	M6	M13				
		3	4	3	4	4	2	3	4	3	8	7	9	11	13	10				
1973-74	PS	D11	D18	D25	J2	J8	J15	J22	J29	F5	F12	F19	F26	M5	M12					
		5	5	4	3	3	4	4	6	7	6	6	5	5	4					
1974-75	PS	D10	D17	D24	D31	J7	J14	J21	J28	F4	F11	F18	F25	M4	M11					
		10	6	7	7	6	6	4	8	4	3	3	2	2	5					
1975-76	PS	D9	D16	D23	D30	J6	J13	J20	J27	F3	F10	F17	F24	M2	M9					
		3	3	2	2	2	4	3	7	6	4	7	8	8	13					
1976-77	PS	D7	D14	D21	D28	J4	J11	J18	J25	F1	F8	F15	F22	M1	M8					
		15	13	-	16	18	-	18	-	-	-	-	-	-	-					
1977-78	PS	D6	D13	D20	D27	J3	J10	J17	J24	J31	F7	F14	F21	F28	M6					
		12	18	18	14	12	-	-	-	-	-	-	-	-	-					
1978-79	PS	D12	D19	D26	J3	J9	J16	J23	J30	F6	F13	F20	F27	M6						
		-	-	20	20	-	-	-	-	-	-	-	-	-	-					
1979-80	PS	D4	D11	D18	D26	J2	J8	J15	J22	J29	F5	F12	F19	F26	M4					
		-	-	-	-	-	-	-	14	13	5	7	7	7	8					
1980-81	PS	D9	D16	D23	D30	J6	J13	J20	J27	F3	F10	F17	F24	M3	M10					
		4	9	9	9	8	7	7	13	11	16	-	20	-	20					
1981-82		-Not Ranked-																		
1982-83		-Not Ranked-																		
1983-84	PS	D6	D13	D20	D27	J3	J10	J17	J24	J31	F7	F14	F21	F28	M6	M13				
		15	11	11	6	6	6	7	5	9	13	17	-	19	14	10				
1984-85	PS	N27	D4	D11	D18	D25	J1	J8	J15	J22	J29	F5	F12	F19	F26	M5	M12			
		-	-	-	18	20	16	-	-	-	17	19	19	1	-	-				
1985-86		-Not Ranked-																		
1986-87		-Not Ranked-																		
1987-88		-Not Ranked-																		
1988-89		-Not Ranked-																		
1989-90		-Not Ranked-																		
1990-91		-Not Ranked-																		
1991-92		-Not Ranked-																		
1992-93		-Not Ranked-																		
1993-94	PS	N29	D6	D13	D20	D27	J3	J10	J17	J24	J31	F7	F14	F21	F28	M7	M14	A5		
		-	-	-	-	-	-	-	-	21	21	-	-	-	-	-	-	20		
1994-95	PS	N28	D5	D12	D19	D26	J3	J10	J17	J24	J31	F6	F13	F20	F27	M6	M13	A4		
		14	10	11	12	11	11	13	9	8	10	7	7	6	10	10	11			
1995-96	PS	N20	N27	D4	D11	D18	D25	J2	J9	J16	J22	J29	F5	F12	F19	F26	M4	M11	A3	
		19	14	16	19	24	25	24	-	-	-	-	-	-	-	-	-	-		
1996-97	PS	N19	N25	D2	D9	D16	D23	D30	J6	J13	J20	J27	F3	F10	F17	F24	M3	M10		
		-	-	-	-	25	21	19	19	11	7	5	7	10	14	16	22			
1997-98	PS	N24	D1	D8	D15	D22	D29	J4	J11	J18	J25	F2	F9	F16	F23	M1	M8	A1		
		23	-	-	22	20	18	-	-	-	24	-	25	-	25	24	22	15		
1998-99	PS	N22	N29	D7	D14	D21	D28	J4	J11	J18	J25	F1	F8	F15	F22	M1	M8	M31		
		5	5	2	2	5	5	4	6	5	4	4	6	7	5	5	5	8		
1999-00	PS	N22	N29	D6	D13	D20	D27	J3	J10	J17	J24	J30	F7	F14	F21	F28	M6	M13	A3	
		23	22	23	19	14	15	16	15	16	-	21	21	22	22	19	19	16	25	
2000-01	PS	N20	N27	D4	D11	D18	D25	J1	J8	J15	J22	J29	F5	F12	F19	F26	M5	M12	A3	
		7	6	14	17	19	19	17	16	14	14	10	13	18	20	16	13	11	4	
2001-02	PS	N12	N19	N26	D3	D10	D17	D24	D31	J7	J14	J21	J28	F4	F11	F18	F25	M4	M11	A2
		3	6	5	4	2	2	2	6	6	4	3	3	3	3	2	2	2	4	1
2002-03	PS	N25	D2	D9	D16	D23	D30	J6	J13	J20	J27	F3	F10	F17	F24	M3	M10	M17	A7	
		15	11	8	16	23	22	20	17	15	11	9	8	15	13	14	12	15	17	10
2003-04	PS	N24	D1	D8	D15	D22	D29	J5	J12	J19	J26	F2	F9	F16	F23	M1	M8	M15	M27	
		25	24	25	-	25	-	-	-	-	-	-	-	-	-	-	-	21	24	
2004-05	PS	N22	N29	D6	D13	D20	D27	J3	J10	J17	J24	J31	F7	F14	F21	F28	M7	M13		
		16	14	12	17	19	21	24	21	RV	RV	-	24	RV	RV	RV	-	-	-	



Gary Williams with the Sears Trophy presented annually to the NCAA Champion and No. 1 ranked team in the USA Today/ESPN coaches poll as sponsored by the NABC. Williams received the crystal trophy at a morning press conference following the national championship game in downtown Atlanta.



Gary Williams with the Sears Trophy, presented annually to the NCAA Champion and No. 1 ranked team in the USA Today/ESPN coaches poll as sponsored by the NABC. Williams received the crystal trophy at a morning press conference following the national championship game, in downtown Atlanta.

## NO. 1 TERPS!

Maryland has been ranked No. 2 a total of 37 times between the AP and Coaches Polls, but achieved its first and only No. 1 ranking in history on April 2, 2002 – one day after defeating Indiana for the 2002 NCAA Championship. The final AP poll was released prior to the NCAA Tournament, thus the No. 1 ranking by USA Today/ESPN remains the only poll in which Maryland has ever been ranked No. 1. The Terrapins' four losses in 2002 (Oklahoma, Duke, Arizona, NC State) were all on the road to teams ranked in the USA Today/ESPN final Top 25.

The USA Today/ESPN Coaches Final Top 25 college basketball coaches' poll, with number of first-place votes and record in parentheses, total points and previous ranking (Records through April 1, 2002):

Team	Points	Prev.
1. MARYLAND (31) (32-4)	775	4
2. Kansas (33-4)	720	2
3. Indiana (25-12)	701	NR
4. Oklahoma (31-5)	692	
5. Duke (31-4)	606	1
6. (tie) Connecticut (27-7)	586	13
6. (tie) Oregon (26-9)	586	11
8. Cincinnati (31-4)	489	5
9. Pittsburgh (29-6)	482	7
10. Arizona (24-10)	458	T8
11. Illinois (26-9)	410	T16
12. Kent State (30-6)	402	NR
13. Kentucky (22-10)	394	15
14. Alabama (27-8)	281	T8
15. Missouri (24-12)	272	NR
16. Gonzaga (29-4)	264	6
17. Ohio State (24-8)	237	12
18. (tie) Marquette (25-8)	186	10
18. (tie) Texas (22-12)	186	NR
20. UCLA (21-12)	170	NR
21. Mississippi State (27-8)	162	18
22. Southern Illinois (28-8)	157	NR
23. Florida (22-9)	140	14
24. Xavier (26-6)	116	19
25. NC State (23-11)	86	25

**Dropped Out:** No. 16 (tie) Southern Cal, No. 20 Western Kentucky, No. 21 Miami, Fla., No. 22 Oklahoma State, No. 23 Stanford, No. 24 Hawaii.

**Others Receiving Votes:** USC 80, Miami, Fla. 66, Wake Forest 54, Notre Dame 44, Georgia 44, Western Kentucky 44, California 35, Oklahoma State 31, Stanford 30, Tulsa 20, Wisconsin 17, Hawaii 15, Wyoming 11, Texas Tech 8, Memphis 6, Creighton 5, UNC Wilmington 5, Butler 2.



# INDIVIDUAL RECORDS

## SCORING

Game:	44	Ernest Graham vs. NC State (12-20-78)
Season:	776	Walt Williams (1992)
Fr.:	582	Joe Smith (1994)
So.:	708	Joe Smith (1995)
Jr.:	701	Len Bias (1985)
Sr.:	776	Walt Williams (1992)
Career:	2,269	Juan Dixon (1999-02)

## SCORING AVERAGE

Season:	26.8	Walt Williams (1992)
Fr.:	19.7	Joe Smith (1994)
So.:	21.2	Tom McMillen (1972)
Jr.:	23.3	Will Hetzel (1969)
Sr.:	26.8	Walt Williams (1992)
Career:	20.5	Tom McMillen (1974)

## REBOUNDS

Game:	26	Len Elmore vs. Wake Forest (2-27-74)
Season:	412	Len Elmore (1974)
Fr.:	323	Buck Williams (1979)
So.:	362	Joe Smith (1995)
Jr.:	363	Buck Williams (1981)
Sr.:	412	Len Elmore (1974)
Career:	1,053	Len Elmore (1972-74)

## REBOUNDING AVERAGE

Season:	14.7	Len Elmore (1974)
Fr.:	10.7	Joe Smith (1994)
So.:	11.0	Len Elmore (1972)
Jr.:	12.2	Will Hetzel (1969)
Sr.:	14.7	Len Elmore (1974)
Career:	12.2	Len Elmore (1972-74)

## ASSISTS

Game:	15	Terrell Stokes vs. W. Carolina (11-14-98)
Season:	286	Steve Blake (2002)
Fr.:	217	Steve Blake (2000)
So.:	248	Steve Blake (2001)
Jr.:	286	Steve Blake (2002)
Sr.:	221	Steve Blake (2003)
Career:	972	Steve Blake (2000-2003)

## STEALS

Game:	9	Johnny Rhodes at North Carolina (2-7-96)
	9	Johnny Rhodes vs. American (12-23-95)
Season:	110	Johnny Rhodes (1996)
Fr.:	71	Steve Blake (2000)
	71	Johnny Rhodes (1993)
So.:	78	Johnny Rhodes (1994)
Jr.:	96	Juan Dixon (2000)
Sr.:	110	Johnny Rhodes (1996)
Career:	344	Johnny Rhodes (1993-96)

## BLOCKED SHOTS

Game:	12	Cedric Lewis at South Florida (1-20-91)
	12	Demick Lewis at James Madison (1-28-87)
Season:	143	Cedric Lewis (1991)
Fr.:	99	Demick Lewis (1985)
So.:	97	Joe Smith (1995)
Jr.:	114	Demick Lewis (1987)
Sr.:	143	Cedric Lewis (1991)
Career:	339	Demick Lewis (1985-88)

## FIELD GOAL PERCENTAGE

Game:	1,000	Ryan Randle vs. Wagner (10 of 10, 1-4-03)
	1,000	Lonny Baxter vs. North Texas (10 of 10, 12-23-98)
Season:	647	Buck Williams (183 of 283, 1981)
So.:	606	Buck Williams (143 of 236, 1980)
Jr.:	643	Greg Manning (196 of 305, 1980)
Sr.:	647	Buck Williams (183 of 283, 1981)
Career:	615	Buck Williams (446 of 725, 1979-81)

## FIELD GOALS MADE

Game:	18	Ernest Graham vs. NC State (12-20-78)
Consecutive in Game:		
	10	Ryan Randle vs. Wagner (1-4-03)
	10	Lonny Baxter vs. North Texas (12-23-98)
	10	Barry Yates vs. Miami (Fla.) (12-29-70)
	10	Keith Gatlin vs. Clemson (2-17-85)
Consecutive in Multiple Games:		
	16	Ryan Randle (over three games during the 2003 season, also an ACC record)
Season:	275	Albert King (1980)
Fr.:	190	John Lucas (1973)
So.:	253	John Lucas (1974)
Jr.:	275	Albert King (1980)
Sr.:	270	Adrian Branch (1985)
Career:	862	Albert King (1977-81)
	862	John Lucas (1973-76)

## FIELD GOALS ATTEMPTED

Game:	34	Gene Shue vs. Washington & Lee (2-12-53)
Season:	542	Walt Williams (1992)
Fr.:	395	Joe Smith (1994)
So.:	506	Juan Dixon (2000)
Jr.:	527	Will Hetzel (1969)
Sr.:	542	Walt Williams (1992)
Career:	1,713	Juan Dixon (1999-02)

## 3-POINT FIELD GOALS MADE

Game:	7	Walt Williams vs. Florida State (2-5-92)
Season:	92	Juan Dixon (2002)
Fr.:	59	Johnny Rhodes (1993)
So.:	49	Juan Dixon (2000)
Jr.:	64	Teyon McCoy (1990)
Sr.:	92	Juan Dixon (2002)
Career:	239	Juan Dixon (1999-02)

## 3-POINT FIELD GOALS ATTEMPTED

Game:	13	Danny Miller vs. Clemson (1-22-00)
Season:	240	Walt Williams (1992)
Fr.:	175	Johnny Rhodes (1993)
So.:	135	Juan Dixon (2000)
Jr.:	164	Teyon McCoy (1990)
Sr.:	240	Walt Williams (1992)
Career:	615	Juan Dixon (1999-02)

## FREE THROW PERCENTAGE

Game:	1,000	Jerry Greenspan vs. Minnesota (14 of 14, 12-10-60)
Season (min. 50 att.):		
	.908	Greg Manning (79 of 87, 1980)
Season (min. 100 att.):		
	.903	Chris McCray (102 of 113, 2005)
Career:	.858	Greg Manning (315 of 367, 1978-81)

## FREE THROWS MADE

Game:	17	Tom McMillen vs. Canisius (12-17-71)
Consecutive in Game:		
	15	Albert King vs. Boston University (2-11-80)
Consecutive in Multiple Games:		
	40	Juan Dixon (2001)
Season:	213	Keith Booth (1997)
Fr.:	168	Joe Smith (1994)
So.:	209	Joe Smith (1995)
Jr.:	162	Keith Booth (1996)
Sr.:	213	Keith Booth (1997)
Career:	576	Keith Booth (1994-97)

## FREE THROWS ATTEMPTED

Game:	24	Keith Booth vs. George Washington (12-9-96)
Season:	297	Keith Booth (1997)
Fr.:	229	Joe Smith (1994)
So.:	282	Joe Smith (1995)
Jr.:	214	Keith Booth (1996)
Sr.:	297	Keith Booth (1997)
Career:	824	Keith Booth (1994-97)

## GAMES PLAYED

Season:	37	Len Bias (1985)
	37	Adrian Branch (1985)
Career:	141	Juan Dixon (1999-02)
Consecutive in a Career:		
	141	Juan Dixon (1999-02)

## GAMES STARTED

Season:	37	Len Bias (1985)
	37	Adrian Branch (1985)
Career:	136	Steve Blake (2000-2003)
Consecutive in a Career:		
	126	Keith Booth (1994-97)




Len Bias




Keith Booth




Len Elmore



Adrian Branch



Johnny Rhodes



Joe Smith




Walt Williams






# INDIVIDUAL LEADERS



Ernest Graham



Tom McMillen



Gary Ward

## MOST POINTS, GAME (30-POINT SCORERS)

1. 44 Ernest Graham vs. NC State (12-20-78)
2. 43 Al Bunge vs. Yale (1-4-60)
3. 41 Len Bias at Duke (1-25-86)  
Gene Shue vs. Washington & Lee (2-12-53)
5. 40 Joe Smith vs. Duke (3-1-95)  
S - Gene Shue vs. Wake Forest (3-6-53)
7. 39 c - Walt Williams vs. Wake Forest (1-22-92)
8. 38 A - Walt Williams vs. Clemson (3-12-92)  
c - Walt Williams at Florida State (2-5-92)  
A - Albert King vs. Clemson (2-29-80)  
Jim O'Brien vs. North Carolina (1-27-73)  
Howard White vs. South Carolina (12-16-70)
13. 36 Evers Burns vs. Georgia Tech (2-6-93)
14. 35 Nik Caner-Medley vs. Temple (1/15/05)  
Exree Hipp vs. Towson State (12-23-93)  
Jerrod Mustaf vs. Duke (2-10-90)  
Len Bias at North Carolina (2-20-86)  
Tom McMillen at George Washington (12-4-71)
18. 34 Walt Williams at Clemson (2-22-92)  
Tony Massenburg vs. Georgia Tech (2-3-90)  
John Lucas vs. NC State (1-28-76)  
John Lucas vs. Wake Forest (1-10-76)  
Gary Ward vs. Wake Forest (2-7-66)
23. 33 N - Juan Dixon vs. Kansas (3-30-02)  
Juan Dixon vs. Georgia Tech (2-16-00)  
A - Keith Booth vs. Georgia Tech (3-9-96)  
Joe Smith vs. Clemson (2-25-95)  
Joe Smith vs. Utah (11-22-94)  
Joe Smith vs. Rider (11-30-93)  
c - Walt Williams at Virginia (1-29-92)  
Matt Roe vs. Georgia Tech (2-13-91)  
Walt Williams vs. North Carolina (1-10-90)  
Len Bias at George Mason (11-26-85)  
Tom McMillen vs. Navy (1-20-73)  
Tom McMillen vs. Canisius (12-17-71)  
Howard White vs. Georgetown (12-14-70)  
Will Hetzel vs. South Carolina (3-6-69)  
Bob O'Brien vs. Clemson (1-7-56)  
A - Bob Kessler vs. Duke (3-1-56)
39. 32 Lonny Baxter vs. Norfolk State (12-23-00)  
Laron Profit at Florida State (2-27-99)  
Steve Francis vs. Clemson (2-24-99)  
Kevin McLinton vs. Florida State (2-13-93)  
c Walt Williams at North Carolina (1-13-92)  
Rudy Archer vs. Mt. St. Mary's (12-8-87)  
Derrick Lewis vs. Md. Baltimore County (2-18-87)  
Albert King vs. Wake Forest (1-20-80)  
Tom McMillen vs. Georgetown (12-13-71)  
Barry Yates vs. Miami, Fla. (12-29-70)
49. 31 Juan Dixon vs. Duke (2-9-00)  
Lonny Baxter vs. NC State (2-6-00)  
Juan Dixon vs. Georgia Tech (1-15-00)  
N - Joe Smith vs. Texas (3-18-95)  
Walt Williams vs. Virginia (3-7-92)  
c - Walt Williams vs. Clemson (1-25-92)  
Walt Williams vs. West Virginia (12-7-91)  
N - Len Bias vs. UNLV (3-16-86)  
Ernest Graham vs. Bucknell (12-22-79)  
John Lucas at North Carolina (2-15-75)  
John Lucas vs. Duke (2-2-74)
60. 30 A - John Gilchrist vs. NC State (3-13-04)  
Juan Dixon vs. NC State (2-20-01)  
Juan Dixon vs. Wake Forest (1-17-01)  
Johnny Rhodes vs. Kentucky (11-24-95)  
Joe Smith vs. Massachusetts (12-10-94)  
Joe Smith at Oklahoma (12-7-93)  
c - Walt Williams vs. Florida State (1-18-92)  
c - Walt Williams vs. NC State (1-11-92)  
Walt Williams vs. Rutgers (12-27-90)  
Walt Williams vs. Boston College (12-3-90)  
Jerrod Mustaf vs. Delaware State (11-25-89)  
Tony Massenburg vs. Georgia Tech (2-14-89)  
Len Bias vs. Georgia Tech (2-22-86)  
Len Bias vs. Villanova (1-27-85)  
Adrian Branch vs. Virginia (1-30-85)  
Albert King at Virginia (2-21-79)

John Lucas vs. NC State (1-16-75)

Barry Yates vs. Richmond (1-2-71)

c-consecutive games during the 1991-92 season; N-NCAA Tournament; A-ACC Tournament; S-Southern Conference Tournament

## MULTIPLE 30-POINT SCORING GAMES

1. 15 Walt Williams (1989-92)
2. 7 Joe Smith (1994-95)
3. 6 Juan Dixon (1999-02)
- 6 Len Bias (1983-86)
5. 5 John Lucas (1973-76)

## MOST POINTS, SEASON (500 OR MORE)

1. 776 Walt Williams (1992)
2. 743 Len Bias (1986)
3. 735 Juan Dixon (2002)
4. 708 Joe Smith (1995)
5. 701 Len Bias (1985)
6. 674 Albert King (1980)
7. 671 Adrian Branch (1985)
8. 667 Tom McMillen (1972)
9. 654 Juan Dixon (2001)
- 654 Gene Shue (1954)
11. 630 Juan Dixon (2000)
12. 624 Keith Booth (1997)
13. 616 Tom McMillen (1973)
14. 609 Jerrod Mustaf (1990)
15. 605 Will Hetzel (1969)
16. 582 Joe Smith (1994)
17. 579 Steve Francis (1999)
18. 564 John Lucas (1974)
19. 561 Lonny Baxter (2001)
20. 559 Albert King (1981)
21. 557 Tony Massenburg (1990)
- 557 John Lucas (1976)
23. 552 Drew Nicholas (2003)
24. 547 Lonny Baxter (2000)
25. 541 Adrian Branch (1983)
26. 537 Terence Morris (2000)
27. 533 Lonny Baxter (2002)
28. 524 Tom McMillen (1974)
29. 521 Terence Morris (1999)
30. 518 Evers Burns (1993)
31. 512 Jay McMillen (1965)
32. 511 Nik Caner-Medley (2005)
33. 510 Derrick Lewis (1987)
34. 506 Laron Profit (1998)

## MOST POINTS, CAREER (1,000 OR MORE)


1. 2,269 Juan Dixon (1999-02)
2. 2,149 Len Bias (1983-86)
3. 2,058 Albert King (1978-81)
4. 2,017 Adrian Branch (1982-85)
5. 2,015 John Lucas (1973-76)
6. 1,858 Lonny Baxter (1999-02)
7. 1,807 Tom McMillen (1972-74)
8. 1,776 Keith Booth (1994-97)
9. 1,743 Johnny Rhodes (1993-96)
10. 1,733 Terence Morris (1998-01)
11. 1,704 Walt Williams (1989-92)
12. 1,607 Ernest Graham (1978-81)
13. 1,566 Laron Profit (1996-99)
14. 1,561 Greg Manning (1978-81)
15. 1,457 Demick Lewis (1985-88)
15. 1,386 Gene Shue (1952-54)
17. 1,372 Exree Hipp (1993-96)
18. 1,370 Will Hetzel (1968-70)
19. 1,354 Tony Massenburg (1986, 88-90)
20. 1,315 Evers Burns (1990-93)
21. 1,300 Jay McMillen (1965-67)
22. 1,290 Joe Smith (1994-95)
23. 1,266 Bob Kessler (1954-56)
24. 1,244 Lee Brawley (1949-52)
25. 1,235 Jim O'Brien (1971-73)



Walt Williams



Len Bias



Juan Dixon






Gene Shue



Len Elmore



Al Bunge



Steve Blake

26.	1,221	Drew Nicholas (2000-present)
27.	1,219	Steve Sheppard (1975-77)
28.	1,198	Larry Gibson (1976-79)
29.	1,172	Obinna Ekezie (1996-99)
30.	1,161	Maurice Howard (1973-76)
31.	1,153	Buck Williams (1978-81)
32.	1,139	Steve Blake (2000-2003)
33.	1,123	Duane Simpkins (1993-96)
34.	1,094	Gary Ward (1964-66)
35.	1,087	Keith Gatlin (1984-86, 88)
36.	1,083	Nik Caner-Medley (2003-)
37.	1,064	Kevin McLinton (1990-93)
38.	1,026	Brad Davis (1975-77)
39.	1,022	John Gilchrist (2003-05)
40.	1,017	Len Elmore (1972-74)
41.	1,007	Lawrence Boston (1976-78)

### SCORING AVERAGE, SEASON (20.0 OR MORE)

1.	26.8	Walt Williams (1992)
1.	26.8	Walt Williams (1992)
2.	23.3	Will Hetzel (1969)
3.	23.2	Len Bias (1986)
4.	22.1	Gene Shue (1953)
5.	21.8	Gene Shue (1954)
6.	21.7	Albert King (1980)
7.	21.2	Tom McMillen (1973)
8.	20.84	Tom McMillen (1972)
9.	20.82	Joe Smith (1995)
10.	20.42	Juan Dixon (2002)
	20.42	Bob Kessler (1955)
12.	20.3	Bob Kessler (1956)
13.	20.1	John Lucas (1976)

### SCORING AVERAGE, CAREER

1.	20.5	Tom McMillen (1972-74)
2.	20.2	Joe Smith (1994-95)
3.	18.7	Gene Shue (1952-54)
4.	18.3	John Lucas (1973-76)
5.	18.0	Will Hetzel (1968-70)
6.	17.4	Albert King (1978-81)
7.	16.6	Jerrold Mustaf (1989-90)
8.	16.2	Walt Williams (1989-92)
9.	16.1	Juan Dixon (1999-02)

### REBOUNDS, GAME (20 OR MORE)

1.	26	Len Elmore at Wake Forest (2-27-74)
2.	24	Len Elmore vs. Kent State (1-2-73)
		Will Hetzel vs. W. Virginia (12-4-68)
4.	23	Derrick Lewis at J. Madison (1-28-87)
5.	22	Buck Williams vs. Louisville (12-13-80)
		Buck Williams at UNLV (12-4-78)
		Al Bunge vs. Georgetown (2-26-58)
		Bob Kessler vs. Georgetown (2-25-56)
9.	21	Joe Smith vs. Texas (3-18-95)
		Joe Smith vs. Virginia (2-1-95)
		Mike Davis vs. Pittsburgh (2-15-77)
		Len Elmore vs. No. Carolina (2-13-74)
		Len Elmore vs. E. Kentucky (12-5-73)
14.	20	Joe Smith vs. Florida St. (1-11-94)
		Tony Massenburg at Ga. Tech (2-13-90)
		Len Elmore vs. Duke (2-2-74)
		Len Elmore vs. Richmond (1-2-74)

### REBOUNDS, SEASON

1.	412	Len Elmore (1974)
2.	363	Buck Williams (1981)
3.	362	Joe Smith (1995)
4.	351	Len Elmore (1972)
5.	336	Bob Kessler (1956)
6.	323	Buck Williams (1979)
7.	321	Joe Smith (1994)
		Tom Roy (1975)
9.	318	Will Hetzel (1969)
10.	314	Tony Massenburg (1990)
11.	308	Lonny Baxter (2000)
12.	306	Tom McMillen (1972)

### REBOUNDS, CAREER

1.	1,053	Len Elmore (1972-74)
2.	998	Lonny Baxter (1999-02)
3.	948	Derrick Lewis (1985-88)
4.	928	Buck Williams (1979-81)
5.	925	Terence Morris (1998-01)
6.	916	Keith Booth (1994-97)
7.	895	Larry Gibson (1976-79)
8.	859	Tom McMillen (1972-74)
9.	849	Bob Kessler (1954-56)
10.	795	Al Bunge (1958-60)
11.	745	Len Bias (1983-86)
12.	722	Tony Massenburg (1986, 88-90)
13.	715	Albert King (1978-81)
14.	704	Johnny Rhodes (1993-1996)
15.	689	Will Hetzel (1968-70)
16.	671	Obinna Ekezie (1996-99)
17.	651	Rod Horst (1968-70)
18.	636	Herman Veal (1981-84)
19.	634	Evers Burns (1990-93)
20.	629	Lawrence Boston (1976-78)
21.	615	Gary Ward (1964-66)
22.	586	Tom Roy (1973-75)
23.	582	Steve Sheppard (1975-77)
24.	572	Laron Profit (1996-99)
	572	Ernest Graham (1978-81)

### REBOUNTING AVERAGE, SEASON

1.	14.7	Len Elmore (1974)
2.	14.0	Bob Kessler (1956)
3.	12.6	Al Bunge (1960)
4.	12.2	Will Hetzel (1969)
5.	11.7	Buck Williams (1981)
6.	11.2	Len Elmore (1973)
7.	11.1	Tom Roy (1975)
8.	11.0	Len Elmore (1972)
	11.0	Bob Kessler (1955)
10.	10.8	Buck Williams (1979)

### REBOUNTING AVERAGE, CAREER

1.	12.2	Len Elmore (1972-74)
2.	10.9	Buck Williams (1978-81)
	10.9	Bob Kessler (1954-56)
4.	10.7	Joe Smith (1994-95)
5.	10.6	Al Bunge (1958-60)

### ASSISTS, GAME

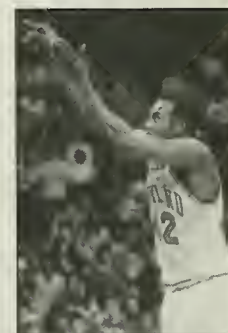
1.	15	Terrell Stokes vs. W. Carolina (11-14-98)
2.	14	Steve Blake vs. No. Carolina (1-9-02)
	14	Terrell Stokes vs. Towson St. (11-30-96)
4.	13	Steve Blake vs. Duquesne (11-30-02)
	13	Steve Blake vs. Wake Forest (2-24-02)
	13	Steve Blake vs. Duke (2-17-02)
	13	Steve Blake vs. Clemson (1-20-02)
	13	Steve Blake vs. Stony Brook (12-6-00)
	13	Steve Francis vs. Virginia (2-6-99)
	13	Keith Gatlin vs. Virginia (1-30-84)

### ASSISTS, SEASON (150 OR MORE)

1.	286	Steve Blake (7.9 apg; 2002)
2.	248	Steve Blake (6.9 apg; 2001)
3.	221	Steve Blake (7.1 apg; 2003)
	221	Keith Gatlin (6.0 apg; 1985)
5.	217	Steve Blake (6.2 apg; 2000)
6.	213	Terrell Stokes (6.3 apg; 1999)
7.	204	Keith Gatlin (6.4 apg; 1986)
8.	178	John Lucas (5.9 apg; 1973)
9.	175	Kevin McLinton (6.3 apg; 1993)
10.	172	Rudy Archer (5.5 apg; 1988)
11.	165	Brad Davis (5.9 apg; 1976)
12.	162	Duane Simpkins (4.8 apg; 1995)
13.	159	John Gilchrist (5.0 apg; 2004)
	159	John Lucas (5.6 apg; 1974)
15.	154	Kevin McLinton (5.3 apg; 1992)



Buck Williams




Herman Veal



Terrell Stokes






Keith Gatlin



Johnny Rhodes



Laron Profit

### ASSISTS, CAREER (300 OR MORE)

1.	972	Steve Blake (7.0 apg, 2000-03)
2.	649	Keith Gatlin (5.3 apg, 1984-86, 88)
3.	593	Terrell Stokes (4.6 apg, 1996-99)
4.	514	John Lucas (4.7 apg, 1973-76)
5.	483	Duane Simpkins (4.1 apg, 1993-96)
6.	469	Kevin McLinton (5.2 apg, 1990-93)
7.	460	Dutch Morley (3.8 apg, 1979-82)
8.	437	Johnny Rhodes (3.6 apg, 1993-96)
9.	431	Brad Davis (5.1 apg, 1975-77)
10.	410	Walt Williams (3.9 apg, 1989-92)
11.	371	Juan Dixon (2.6 apg, 1999-02)
12.	360	Jeff Adkins (2.8 apg, 1982-85)
13.	364	John Gilchrist (4.0 apg, 2003-05)
14.	346	Ernest Graham (2.9 apg, 1978-81)
15.	304	Albert King (2.6 apg, 1978-81)

### STEALS, GAME

1.	9	Johnny Rhodes at No. Carolina (2-7-96)
	9	Johnny Rhodes vs. American (12-23-95)
3.	8	Juan Dixon vs. Florida State (1-26-02)
	8	Juan Dixon vs. No. Carolina (1-9-02)
	8	Juan Dixon vs. Georgia Tech (1-6-01)
	8	Terrell Stokes vs. S.C. State (12-27-98)
7.	7	Chris McCray vs. Wagner (1-4-03)
	7	Juan Dixon vs. UMES (12-30-00)
	7	Laron Profit vs. Clemson (1-15-97)
	7	Johnny Rhodes at Virginia (2-1-96)
	7	Johnny Rhodes vs. Howard (12-6-95)
	7	Walt Williams vs. No. Carolina (3-11-89)
	7	Walt Williams vs. Mt. St. Mary's (11-23-91)

### STEALS, SEASON

1.	110	Johnny Rhodes (3.7 spg, 1996)
2.	96	Juan Dixon (2.7 spg, 2000)
3.	95	Juan Dixon (2.6 spg, 2001)
	95	Steve Francis (2.8 spg, 1999)
5.	92	Juan Dixon (2.6 spg, 2002)
6.	87	Laron Profit (2.7 spg, 1998)
7.	85	Johnny Rhodes (2.5 spg, 1995)
8.	78	Johnny Rhodes (2.6 spg, 1994)
9.	71	Steve Blake (2.0 spg, 2000)
	71	Johnny Rhodes (2.5 spg, 1993)
11.	68	Laron Profit (2.0 spg, 1999)
12.	67	Terrell Stokes (2.0 spg, 1999)
13.	64	Keith Booth (2.0 spg, 1997)
	64	Dutch Morley (2.1 spg, 1980)
15.	60	Walt Williams (2.1 spg, 1992)

### STEALS, CAREER

1.	344	Johnny Rhodes (2.8 spg, 1993-96)
2.	333	Juan Dixon (2.4 spg, 1999-02)
3.	252	Laron Profit (2.1 spg, 1996-99)
4.	234	Steve Blake (1.7 spg, 2000-03)
5.	193	Keith Booth (1.5 spg, 1994-97)
6.	190	Terrell Stokes (1.5 spg, 1996-99)
7.	175	Walt Williams (1.7 spg, 1989-92)
8.	170	Dutch Morley (1.4 spg, 1979-82)
9.	162	Terence Morris (1.3 spg, 1998-01)
10.	137	Derrick Lewis (1.1 spg, 1985-88)
11.	136	Kevin McLinton (1.5 spg, 1990-93)
12.	131	Chris McCray (1.5 spg, 2003-present)
13.	123	John Gilchrist (1.4 spg, 2003-05)
	123	Ernest Graham (1.0 spg, 1978-81)
15.	120	Duane Simpkins (1.1 spg, 1993-96)

### BLOCKED SHOTS, GAME

1.	12	Cedric Lewis at South Florida (1-20-91)
		Derrick Lewis at James Madison (1-28-87)
3.	10	Derrick Lewis vs. UMES (2-27-87)
		Derrick Lewis vs. UMBC (2-18-87)
		Derrick Lewis vs. Towson State (2-21-85)
		Derrick Lewis vs. Tennessee (11-24-84)
7.	8	Cedric Lewis vs. Georgia Tech (2-13-91)
		Cedric Lewis vs. UMBC (1-7-91)
		Cedric Lewis vs. Calif.-Irvine (12-11-90)
		Larry Gibson vs. St. Joseph's (12-29-78)

### BLOCKED SHOTS, SEASON

1.	143	Cedric Lewis (5.1 bpg, 1991)
2.	114	Derrick Lewis (4.4 bpg, 1987)
3.	99	Derrick Lewis (2.7 bpg, 1985)
4.	97	Joe Smith (2.9 bpg, 1995)
5.	93	Joe Smith (3.1 bpg, 1994)
6.	79	Terence Morris (2.2 bpg, 2001)
	79	Lonny Baxter (2.3 bpg, 2000)
7.	77	Terence Morris (2.3 bpg, 1999)
8.	71	Terence Morris (2.1 bpg, 1990)
	71	Derrick Lewis (2.2 bpg, 1986)
10.	69	Lonny Baxter (2.0 bpg, 2002)
11.	67	Larry Gibson (2.5 bpg, 1977)
12.	59	Tahj Holden (2.0 bpg, 2003)
13.	58	Larry Gibson (1.9 bpg, 1979)

### BLOCKED SHOTS, CAREER

1.	339	Derrick Lewis (2.7 bpg, 1985-88)
2.	256	Terence Morris (1.7 bpg, 1998-01)
3.	239	Cedric Lewis (2.5 bpg, 1988-91)
4.	227	Lonny Baxter (1.6 bpg, 1999-02)
5.	190	Joe Smith (3.0 bpg, 1994-1995)
6.	182	Larry Gibson (1.8 bpg, 1976-79)
7.	132	Tahj Holden (1.0 bpg, 2000-03)
8.	125	Obinna Ekezie (1.1 bpg, 1996-99)
9.	99	Ekene Ibekwe (1.6 bpg, 2004-)
10.	97	Tony Massenburg (0.9 bpg, 1986, 88-90)
11.	87	Len Bias (0.7 bpg, 1983-86)
12.	86	Buck Williams (1.0 bpg, 1979-81)
13.	81	Walt Williams (0.8 bpg, 1989-92)
14.	75	Ben Coleman (1.2 bpg, 1983-84)
15.	74	Mike Mardesich (0.5 bpg, 1998-01)
16.	72	Laron Profit (0.6 bpg, 1996-99)
	72	Keith Booth (0.5 bpg, 1994-97)

### FG PERCENTAGE, GAME (MIN. 8 ATT.)

1.	1,000 (10-10)	Lonny Baxter vs. No. Texas (12-23-96)
	(10-10)	Ryan Randle vs. Wagner (1-4-03)
	(9-9)	Steve Francis vs. NC State (1-10-99)
	(8-8)	Obinna Ekezie vs. American (12-21-96)
	(8-8)	Joe Smith vs. Clemson (1-25-95)
	(8-8)	Buck Williams vs. Canisius (12-23-78)
	(8-8)	Gary Williams vs. S. Carolina (12-10-66)
	(8-8)	Greg Manning vs. F. Dickinson (12-10-80)
	(8-8)	Ben Coleman vs. Duquesne (12-10-83)
	(8-8)	Ben Coleman vs. Wake Forest (2-26-84)

### FG PERCENTAGE, SEASON (MIN. 100 ATT.)


1.	647	(183-283)	Buck Williams (1981)
2.	643	(196-305)	Greg Manning (1980)
3.	611	(102-167)	Charles Pittman (1982)
4.	608	(194-319)	Ben Coleman (1984)
5.	606	(143-235)	Buck Williams (1980)

### FG PERCENTAGE, CAREER


1.	615	(446-725)	Buck Williams (1979-81)
2.	589	(376-638)	Ben Coleman (1983-84)
3.	583	(623-1068)	Greg Manning (1978-81)
4.	576	(438-760)	Lawrence Boston (1976-78)
5.	555	(699-1259)	Tom McMillen (1972-74)
6.	553	(712-1287)	Lonny Baxter (1999-02)
7.	551	(484-878)	Larry Gibson (1976-79)
8.	550	(451-819)	Joe Smith (1994-95)
9.	547	(485-886)	Maunce Howard (1973-76)
10.	540	(564-1044)	Derrick Lewis (1985-88)
11.	536	(838-1562)	Len Bias (1983-86)
12.	535	(386-721)	Brad Davis (1975-77)
13.	530	(491-927)	Steve Sheppard (1975-77)
14.	525	(393-748)	Jerrod Mustaf (1989-90)
15.	5247	(862-1,643)	John Lucas (1973-76)



Keith Booth




Cedric Lewis




Derrick Lewis






Greg Manning



Steve Blake



Albert King

**FIELD GOALS MADE, SEASON**

1. 275 Albert King (1980)
2. 274 Len Bias (1985)
3. 270 Adrian Branch (1985)
4. 267 Len Bias (1986)
5. 256 Walt Williams (1992)
6. 253 John Lucas (1974)
7. 251 Juan Dixon (2002)
8. 250 Tom McMillen (1973)
9. 245 Joe Smith (1995)
10. 236 Jerrod Mustaf (1990)
11. 235 Tom McMillen (1972)
12. 234 Juan Dixon (2000)
13. 233 John Lucas (1976)
- 233 Will Hetzel (1969)
15. 232 Juan Dixon (2001)
- 232 Albert King (1981)

**FIELD GOALS MADE, CAREER**

1. 862 Albert King (1978-81)
- 862 John Lucas (1973-76)
3. 838 Len Bias (1983-86)
4. 802 Juan Dixon (1999-02)
5. 767 Adrian Branch (1982-85)
- 712 Lonny Baxter (1999-02)
7. 699 Tom McMillen (1972-74)
8. 686 Ernest Graham (1978-81)
- 684 Johnny Rhodes (1993-96)
10. 644 Terence Morris (1998-01)
11. 623 Greg Manning (1978-81)
12. 589 Keith Booth (1994-97)
13. 583 Laron Profit (1996-99)
- 583 Walt Williams (1989-92)
15. 564 Derrick Lewis (1985-88)

**FIELD GOALS ATTEMPTED, SEASON**

1. 542 Walt Williams (1992)
2. 535 Juan Dixon (2002)
3. 529 Adrian Branch (1985)
4. 527 Will Hetzel (1969)
5. 519 Len Bias (1985)
6. 506 Juan Dixon (2000)
- 497 Albert King (1980)
8. 495 John Lucas (1974)
9. 491 Len Bias (1986)
10. 480 Juan Dixon (2001)
11. 469 Gene Shue (1954)
12. 468 Bob Kessler (1955)
13. 462 Albert King (1981)
14. 456 John Lucas (1976)
15. 454 Ernest Graham (1979)

**FIELD GOALS ATTEMPTED, CAREER**

1. 1,713 Juan Dixon (1999-02)
- 1,673 Albert King (1978-81)
3. 1,643 John Lucas (1973-76)
4. 1,579 Adrian Branch (1982-85)
- 1,562 Len Bias (1983-86)
6. 1,482 Johnny Rhodes (1993-96)
7. 1,363 Ernest Graham (1978-81)
- 1,300 Terence Morris (1998-01)
9. 1,291 Keith Booth (1994-97)
10. 1,287 Lonny Baxter (1999-02)
11. 1,259 Tom McMillen (1972-74)
12. 1,251 Walt Williams (1989-92)
13. 1,242 Will Hetzel (1968-70)
14. 1,229 Laron Profit (1996-99)
15. 1,125 Jay McMillen (1965-67)

**3-POINT FIELD GOALS MADE, SEASON**

1. 92 Juan Dixon (2002)
2. 89 Walt Williams (1992)
3. 74 Drew Nicholas (2003)
4. 64 Steve Blake (2003)
- 64 Teyon McCoy (1990)
6. 62 Juan Dixon (2001)
7. 60 Sarunas Jasikevicius (1998)
8. 59 Johnny Rhodes (1993)
9. 56 Keith Gatlin (1988)

10. 49 Juan Dixon (2000)
11. 48 Matt Roe (1991)
- 48 Rudy Archer (1988)
13. 45 Steve Francis (1999)
- 45 Duane Simpkins (1996)
- 45 Johnny Rhodes (1995)

**3-POINT FIELD GOALS MADE, CAREER**

1. 239 Juan Dixon (1999-02)
2. 186 Johnny Rhodes (1993-96)
3. 182 Steve Blake (2000-03)
4. 176 Drew Nicholas (2000-03)
5. 154 Walt Williams (1989-92)
6. 136 Sarunas Jasikevicius (1995-98)
7. 132 Teyon McCoy (1987-88, 90)
8. 130 Duane Simpkins (1993-96)
9. 105 Laron Profit (1996-99)
10. 101 Terence Morris (1998-01)
11. 89 Nik Caner-Medley (2003-)
- 89 Terrell Stokes (1996-99)
13. 85 John Gilchrist (2003-05)
14. 84 Exree Hipp (1993-96)
15. 79 Chris McCray (2003-)

**3-POINT FIELD GOALS ATTEMPTED, SEASON**


1. 240 Walt Williams (1992)
2. 232 Juan Dixon (2002)
3. 178 Drew Nicholas (2003)
4. 173 Johnny Rhodes (1993)
5. 164 Teyon McCoy (1990)
6. 156 Matt Roe (1991)
7. 154 Steve Blake (2003)
8. 151 Juan Dixon (2001)
- 151 Laron Profit (1998)
10. 135 Juan Dixon (2000)
- 135 Johnny Rhodes (1996)
12. 131 Sarunas Jasikevicius (1997)
13. 129 Johnny Rhodes (1994)
14. 128 Steve Blake (2002)
15. 126 Nik Caner-Medley (2005)

**3-POINT FIELD GOALS ATTEMPTED, CAREER**


1. 615 Juan Dixon (1999-02)
2. 557 Johnny Rhodes (1993-96)
3. 478 Steve Blake (2000-03)
4. 447 Drew Nicholas (2000-03)
5. 429 Walt Williams (1989-92)
- 429 Sarunas Jasikevicius (1995-98)
7. 326 Laron Profit (1996-99)
8. 320 Duane Simpkins (1993-96)
9. 316 Teyon McCoy (1987-88, 90)
10. 299 Terence Morris (1998-01)
11. 286 Exree Hipp (1993-96)
12. 268 Nik Caner-Medley (2003-)
13. 250 John Gilchrist (2003-05)
14. 247 Chris McCray (2003-)
15. 235 Terrell Stokes (1996-99)

**FT PERCENTAGE, GAME (MIN. 10 ATT.)**

1. 1,000 (14-14) Jerry Greenspan vs. Minnesota (12-10-60)
- (13-13) Len Bias vs. No. Carolina (2-20-86)
- Lee Brawley vs. No. Carolina (1-2-51)
- (12-12) Duane Simpkins vs. Kentucky (11-24-95)
- Matt Roe vs. Wake Forest (2-23-91)
- T. Massenburg at Penn St. (3-19-90)
- Bill Stasiulatis vs. Wake Forest (3-3-61)
- Lee Brawley vs. No. Carolina (1-2-51)
- Bob Kessler vs. Geo. Washington (1-5-56)
- (11-11) Juan Dixon vs. Georgia Tech (1-6-01)
- Duane Simpkins vs. Virginia (3-5-94)
- (10-10) Chris McCray vs. Duke (2/12/05)
- Juan Dixon vs. Wake Forest (1-17-01)
- Tom Milroy vs. Penn St. (11-30-68)
- Jerry Bechtie vs. No. Carolina (2-23-60)




Terence Morris



John Lucas




Matt Roe




Sarunas Jasikevicius





Johnny Rhodes



Jerry Greenspan



Greg Manning

### FT PERCENTAGE, SEASON (MIN. 50 ATT.)


1.	.908 (79-87)	Greg Manning (1980)
2.	.903 (102-113)	Chris McCray (2005)
3.	.898 (141-157)	Juan Dixon (2002)
4.	.865 (128-148)	Juan Dixon (2001)
5.	.864 (209-242)	Len Bias (1986)
	.864 (57-66)	Jo Jo Hunter (1978)
7.	.862 (50-58)	Keith Gatlin (1985)
8.	.857 (66-77)	Greg Manning (1979)

### FT PERCENTAGE, CAREER


1.	.858 (315-367)	Greg Manning (1978-81)
2.	.850 (426-501)	Juan Dixon (1999-02)
3.	.843 (214-254)	Chris McCray (2003-)
4.	.836 (122-146)	Dutch Morley (1979-82)
5.	.813 (100-123)	Jo Jo Hunter (1977-78)
6.	.812 (311-383)	Duane Simpkins (1993-96)
7.	.803 (301-375)	Jim O'Brien (1971-73)
8.	.802 (85-106)	Bob McDonald (1959-61)
9.	.799 (409-512)	Tom McMillen (1972-74)
10.	.7953 (470-591)	Len Bias (1983-86)
11.	.7951 (163-205)	Keith Gatlin (1984-86, 88)
12.	.799 (254-318)	Brad Davis (1975-77)

### FREE THROWS MADE, SEASON

1.	213	Keith Booth (1997)
2.	209	Joe Smith (1995)
	209	Len Bias (1986)
4.	197	Tom McMillen (1972)
5.	175	Walt Williams (1992)
6.	174	Bob Kessler (1956)
7.	168	Joe Smith (1994)
8.	162	Keith Booth (1996)
9.	153	Len Bias (1985)
10.	147	Lonny Baxter (2002)
12.	145	Tony Massenburg (1990)
13.	143	Jerry Greenspan (1963)
14.	141	Juan Dixon (2002)
15.	139	Will Hetzel (1969)



Albert King



Lonny Baxter



Terence Morris

### FREE THROWS MADE, CAREER


1.	576	Keith Booth (1994-97)
2.	470	Len Bias (1983-86)
3.	454	Adrian Branch (1982-85)
4.	431	Lonny Baxter (1999-02)
5.	426	Juan Dixon (1999-02)
6.	409	Tom McMillen (1972-74)
7.	386	Bob Kessler (1954-56)
8.	384	Walt Williams (1989-92)
9.	377	Joe Smith (1994-95)
10.	356	Obinna Ekezie (1996-99)
11.	344	Terence Morris (1998-01)
12.	334	Albert King (1978-81)
13.	317	Jerry Greenspan (1961-63)
14.	315	Greg Manning (1978-81)
15.	314	Demck Lewis (1985-88)

### FREE THROWS ATTEMPTED, SEASON

1.	297	Keith Booth (1997)
2.	282	Joe Smith (1995)
3.	263	Bob Kessler (1956)
4.	242	Len Bias (1986)
5.	241	Tom McMillen (1972)
6.	236	Lonny Baxter (2002)
7.	231	Walt Williams (1992)
8.	229	Joe Smith (1994)
9.	214	Keith Booth (1996)
10.	206	Lonny Baxter (2001)
11.	204	Bob Kessler (1955)
12.	201	Tony Massenburg (1990)
13.	200	Obinna Ekezie (1998)
14.	197	Len Bias (1985)
15.	191	Jerry Greenspan (1963)

### FREE THROWS ATTEMPTED, CAREER

1.	824	Keith Booth (1994-97)
2.	718	Lonny Baxter (1999-02)
3.	607	Adrian Branch (1982-85)
4.	591	Len Bias (1983-86)
5.	587	Bob Kessler (1954-56)
6.	544	Obinna Ekezie (1996-99)
7.	512	Tom McMillen (1972-74)
8.	511	Joe Smith (1994-95)
9.	504	Walt Williams (1989-92)
10.	501	Juan Dixon (1999-02)
11.	487	Demck Lewis (1985-88)
12.	476	Tony Massenburg (1986, 88-90)
13.	441	Terence Morris (1998-01)
14.	431	Laron Profit (1996-99)
	431	Albert King (1978-81)
16.	420	Jerry Greenspan (1961-63)
17.	419	Buck Williams (1979-81)
18.	389	Al Bunge (1958-60)




Obinna Ekezie



Juan Dixon



Keith Booth



Joe Smith



Adrian Branch



# FRESHMAN RECORDS



Joe Smith

## POINTS

1.	582	Joe Smith (1994)
2.	442	Adnan Branch (1982)
3.	425	John Lucas (1973)
4.	392	Johnny Rhodes (1993)
5.	381	Albert King (1978)
6.	371	Jerrold Mustaf (1989)
7.	369	Steve Hood (1987)
8.	364	Brad Davis (1975)

## SCORING AVERAGE

1.	19.7	Joe Smith (1994)
2.	15.2	Adnan Branch (1982)
3.	14.3	Jerrold Mustaf (1989)
4.	14.2	Steve Hood (1987)
5.	14.2	John Lucas (1973)
6.	14.0	Johnny Rhodes (1993)
7.	13.6	Albert King (1978)
8.	12.8	Brad Davis (1975)

## REBOUNDS

1.	323	Buck Williams (1979)
2.	322	Joe Smith (1994)
3.	241	Demick Lewis (1985)
4.	202	Jerrold Mustaf (1989)
5.	187	Albert King (1978)
6.	183	Keith Booth (1994)
7.	173	Brian Williams (1988)
8.	157	Larry Gibson (1976)

## REBOUND AVERAGE

1.	10.7	Joe Smith (1994)
2.	10.0	Buck Williams (1979)
3.	9.8	Larry Gibson (1976)
4.	7.8	Jerrold Mustaf (1989)
5.	6.7	Albert King (1978)
6.	6.5	Demick Lewis (1985)
7.	6.1	Keith Booth (1994)
8.	6.0	Brian Williams (1988)

## ASSISTS

1.	217	Steve Blake (2000)
2.	178	John Lucas (1973)
3.	148	Keith Gatlin (1984)
4.	134	Brad Davis (1975)
5.	128	Dutch Morley (1979)
6.	111	Teyon McCoy (1987)
7.	91	Johnny Rhodes (1993)
8.	87	Exree Hipp (1993)

## STEALS

1.	71	Steve Blake (2000)
2.	71	Johnny Rhodes (1993)
3.	51	D.J. Strawberry (2004)
4.	50	Juan Dixon (1999)
5.	45	Keith Booth (1994)
6.	43	Dutch Morley (1979)
7.	42	Joe Smith (1994)
8.	40	Laron Profit (1996)

## BLOCKED SHOTS

1.	99	Demick Lewis (1985)
2.	93	Joe Smith (1994)
3.	44	Ekene Ibekwe (2004)
4.	36	Brian Williams (1988)
5.	31	James Gist (2005)
6.	29	Terence Morns (1998)
7.	28	Jerrold Mustaf (1989)
8.	27	Terence Morns (1998)

## FIELD GOALS MADE

1.	190	John Lucas (1973)
2.	168	Joe Smith (1994)
3.	164	Adnan Branch (1982)
4.	164	Albert King (1978)
5.	157	Jerrold Mustaf (1989)
6.	149	Johnny Rhodes (1993)
7.	141	Brad Davis (1975)
8.	136	Steve Hood (1987)

## FIELD GOALS ATTEMPTED

1.	395	Joe Smith (1994)
2.	355	Johnny Rhodes (1993)
3.	353	John Lucas (1973)
4.	346	Adnan Branch (1982)
5.	327	Albert King (1978)
6.	302	Jerrold Mustaf (1989)
7.	290	Steve Hood (1987)
8.	270	Exree Hipp (1993)

## 3-POINT FIELD GOALS MADE

1.	59	Johnny Rhodes (1993)
2.	37	Steve Blake (2000)
3.	36	Juan Dixon (1999)
4.	36	Teyon McCoy (1987)
5.	35	Steve Hood (1987)
6.	31	Drew Nicholas (2000)
7.	25	Mike Jones (2004)
8.	20	Exree Hipp (1993)

## 3-POINT FIELD GOALS ATTEMPTED

1.	173	Johnny Rhodes (1993)
2.	102	Steve Blake (2000)
3.	97	Juan Dixon (1999)
4.	92	Drew Nicholas (2000)
5.	80	Steve Hood (1987)
6.	80	Teyon McCoy (1987)
7.	63	Exree Hipp (1993)
8.	62	Mike Jones (2004)


## FREE THROWS MADE

1.	168	Joe Smith (1994)
2.	114	Adnan Branch (1982)
3.	92	Greg Manning (1978)
4.	87	Keith Booth (1994)
5.	82	Brad Davis (1975)
6.	65	Al Bunge (1958)
7.	62	Steve Hood (1987)
8.	60	Buck Williams (1979)

## FREE THROW ATTEMPTS

1.	229	Joe Smith (1994)
2.	149	Adnan Branch (1982)
3.	149	Keith Booth (1994)
4.	109	Buck Williams (1979)
5.	108	Greg Manning (1978)
6.	100	Brad Davis (1975)
7.	95	D.J. Strawberry (2004)
8.	95	Steve Hood (1987)

# SOPHOMORE RECORDS



Tom McMillen

## POINTS

1.	708	Joe Smith (1995)
2.	667	Tom McMillen (1972)
3.	630	Juan Dixon (2000)
4.	609	Jerrold Mustaf (1990)
5.	564	John Lucas (1974)
6.	547	Lonny Baxter (2000)
7.	541	Adnan Branch (1983)
8.	521	Terence Morns (1999)

## SCORING AVERAGE

1.	21.2	Tom McMillen (1972)
2.	20.8	Joe Smith (1995)
3.	20.1	John Lucas (1974)
4.	19.7	Jay McMillen (1965)
5.	18.7	Adnan Branch (1983)
6.	18.5	Jerrold Mustaf (1990)
7.	18.0	Juan Dixon (2000)
8.	16.6	Ernest Graham (1979)

## REBOUNDS

1.	362	Joe Smith (1995)
2.	351	Len Eimore (1972)
3.	308	Lonny Baxter (2000)
4.	306	Tom McMillen (1972)
5.	265	Al Bunge (1958)
6.	257	Chris Wilcox (2002)
7.	254	Jerrold Mustaf (1990)
8.	249	Lawrence Boston (1976)

## REBOUND AVERAGE

1.	11.0	Len Eimore (1972)
2.	10.7	Joe Smith (1995)
3.	10.1	Buck Williams (1980)
4.	9.8	Tom McMillen (1972)
5.	9.1	Al Bunge (1958)
6.	8.9	Lawrence Boston (1976)
7.	8.8	Lonny Baxter (2000)
8.	8.6	Barry Yates (1971)

## ASSISTS

1.	248	Steve Blake (2001)
2.	221	Keith Gatlin (1985)
3.	165	Brad Davis (1976)
4.	159	John Gilchrist (2204)
5.	159	John Lucas (1974)
6.	143	Terrell Stokes (1997)
7.	136	Duane Simpkins (1994)
8.	127	Juan Dixon (2000)

## STEALS

1.	96	Juan Dixon (2000)
2.	78	Johnny Rhodes (1994)
3.	64	Dutch Morley (1980)
4.	57	Steve Blake (2001)
5.	57	Laron Profit (1997)
6.	57	Walt Williams (1980)
7.	56	John Gilchrist (2004)
8.	53	Chris McCray (2004)

## BLOCKED SHOTS

1.	97	Joe Smith (1995)
2.	97	Joe Smith (1995)
3.	79	Lonny Baxter (2000)
4.	77	Terence Morns (1999)
5.	71	Demick Lewis (1986)
6.	55	Ekene Ibekwe (2005)
7.	53	Chris Wilcox (2002)
8.	43	Keith Booth (1995)
9.	36	Travis Garrison (2004)
10.	36	Cedric Lewis (1989)

## FIELD GOALS MADE

1.	253	John Lucas (1974)
2.	245	Joe Smith (1995)
3.	236	Jerrold Mustaf (1990)
4.	235	Tom McMillen (1972)
5.	234	Juan Dixon (2000)
6.	222	Ernest Graham (1979)
7.	218	Lonny Baxter (2000)
8.	211	Len Bias (1984)

## FIELD GOALS ATTEMPTED

1.	506	Juan Dixon (2000)
2.	495	John Lucas (1974)
3.	454	Ernest Graham (1979)
4.	446	Jerrold Mustaf (1990)
5.	428	Tom McMillen (1972)
6.	424	Joe Smith (1995)
7.	424	Jay McMillen (1965)
8.	420	Adnan Branch (1983)

## 3-POINT FIELD GOALS MADE

1.	49	Juan Dixon (2000)
2.	43	John Gilchrist (2004)
3.	40	Johnny Rhodes (1994)
4.	38	Duane Simpkins (1994)
5.	37	Steve Blake (2001)
6.	36	Nik Caner-Medley (2004)
7.	36	Mike Jones (2005)
8.	35	Laron Profit (1997)

## 3-POINT FIELD GOALS ATTEMPTED

1.	135	Juan Dixon (2000)
2.	129	Johnny Rhodes (1994)
3.	115	Nik Caner-Medley (2004)
4.	112	John Gilchrist (2004)
5.	102	Mike Jones (2005)
6.	101	Chris McCray (2004)
7.	99	Laron Profit (1997)
8.	95	Danny Miller (2000)

## FREE THROWS MADE

1.	209	Joe Smith (1995)
2.	197	Tom McMillen (1972)
3.	134	Jim O'Brien (1971)
4.	133	Jim Halleck (1957)
5.	127	Jerrold Mustaf (1990)
6.	118	Adnan Branch (1983)
7.	114	Keith Booth (1995)
8.	113	Juan Dixon (2000)


## FREE THROW ATTEMPTS

1.	282	Joe Smith (1995)
2.	241	Tom McMillen (1972)
3.	187	Lonny Baxter (2000)
4.	174	Jim Halleck (1957)
5.	171	Jim O'Brien (1971)
6.	165	Adnan Branch (1983)
7.	164	Keith Booth (1995)
8.	164	Jerrold Mustaf (1990)





# JUNIOR RECORDS



Len Bias

## POINTS

1.	701	Len Bias (1985)
2.	674	Albert King (1980)
3.	654	Juan Dixon (2001)
4.	616	Tom McMillen (1973)
5.	605	Will Hetzel (1969)
6.	579	Steve Francis (1999)
7.	561	Lonny Baxter (2001)
8.	537	Terence Morns (2000)

## SCORING AVERAGE

1.	23.3	Will Hetzel (1969)
2.	21.7	Albert King (1980)
3.	21.2	Tom McMillen (1973)
4.	20.9	Bob Kessler (1955)
5.	19.6	Demick Lewis (1987)
6.	19.5	John Lucas (1975)
7.	18.9	Len Bias (1985)
8.	18.7	Walt Williams (1991)

## REBOUNDS

1.	363	Buck Williams (1981)
2.	318	Will Hetzel (1969)
3.	293	Terence Morns (2000)
4.	290	Len Elmore (1973)
5.	286	Lonny Baxter (2001)
6.	284	Tom McMillen (1973)
7.	271	Gary Ward (1965)
8.	253	Larry Gibson (1978)

## REBOUND AVERAGE

1.	12.2	Will Hetzel (1969)
2.	11.7	Buck Williams (1981)
3.	11.2	Len Elmore (1973)
4.	11.8	Bob Eicher (1962)
5.	11.6	Al Bunge (1959)
6.	11.0	Bob Kessler (1955)
7.	10.4	Gary Ward (1965)
8.	10.1	Rod Horst (1969)

## ASSISTS

1.	286	Steve Blake (2002)
2.	204	Keith Gatlin (1986)
3.	172	Rudy Archer (1988)
4.	162	Duane Simpkins (1995)
5.	154	Kevin McLinton (1992)
6.	153	John Gichnst (2005)
7.	152	Steve Francis (1999)
8.	149	Terrell Stokes (1998)

## STEALS

1.	95	Juan Dixon (2001)
	95	Steve Francis (1999)
3.	87	Laron Profit (1998)
4.	85	Johnny Rhodes (1995)
5.	58	Chris McCray (2005)
6.	56	Steve Blake (2002)
7.	53	Terence Morns (2000)
8.	47	Kevin McLinton (1992)

## BLOCKED SHOTS

1.	114	Demick Lewis (1987)
2.	71	Terence Morns (2000)
3.	57	Larry Gibson (1978)
4.	55	Lonny Baxter (2001)
5.	49	Cedric Lewis (1990)
6.	43	Travis Garrison (2005)
7.	37	Obinna Ekezie (1998)
8.	36	Laron Profit (1998)

## FIELD GOALS MADE

1.	275	Albert King (1980)
2.	274	Len Bias (1985)
3.	250	Tom McMillen (1973)
4.	233	Will Hetzel (1969)
5.	232	Juan Dixon (2001)
6.	219	Lonny Baxter (2001)
7.	205	Steve Francis (1999)
8.	203	Steve Sheppard (1976)

## FIELD GOALS ATTEMPTED

1.	527	Will Hetzel (1969)
2.	519	Len Bias (1985)
3.	497	Albert King (1980)
4.	480	Juan Dixon (2001)
5.	468	Bob Kessler (1955)
6.	427	Tom McMillen (1973)
7.	412	Laron Profit (1998)
8.	409	Nik Caner-Medley (2005)

## 3-POINT FIELD GOALS MADE

1.	64	Teyon McCoy (1990)
2.	62	Juan Dixon (2001)
3.	48	Rudy Archer (1988)
4.	45	Steve Francis (1999)
	45	Johnny Rhodes (1995)
6.	44	Steve Blake (2002)
7.	43	Nik Caner-Medley (2005)
8.	42	Sarunas Jasikevicius (1997)

## 3-POINT FIELD GOALS ATTEMPTED

1.	164	Teyon McCoy (1990)
2.	151	Juan Dixon (2001)
3.	131	Sarunas Jasikevicius (1997)
4.	128	Steve Blake (2002)
5.	126	Nik Caner-Medley (2005)
6.	122	Rudy Archer (1988)
7.	120	Chris McCray (2005)
	120	Johnny Rhodes (1995)

## FREE THROWS MADE

1.	162	Keith Booth (1996)
2.	153	Len Bias (1985)
3.	139	Will Hetzel (1969)
4.	134	Obinna Ekezie (1998)
5.	131	Bob Kessler (1955)
6.	130	Jerry Greenspan (1962)
7.	128	Juan Dixon (2001)
8.	124	Steve Francis (1999)

## FREE THROW ATTEMPTS

1.	214	Keith Booth (1996)
2.	206	Lonny Baxter (2001)
3.	200	Obinna Ekezie (1998)
4.	197	Len Bias (1985)
5.	182	Buck Williams (1981)
6.	177	Demick Lewis (1987)
7.	171	Will Hetzel (1969)
8.	167	Jerry Greenspan (1962)

# SENIOR RECORDS



Walt Williams

## POINTS

1.	776	Walt Williams (1992)
2.	743	Len Bias (1986)
3.	735	Juan Dixon (2002)
4.	671	Adnan Branch (1985)
5.	654	Gene Shue (1954)
6.	624	Keith Booth (1997)
7.	559	Albert King (1981)
8.	557	John Lucas (1976)
	557	Tony Massenburg (1990)

## SCORING AVERAGE

1.	26.8	Walt Williams (1992)
2.	23.2	Len Bias (1986)
3.	20.42	Juan Dixon (2002)
	20.42	Bob Kessler (1956)
5.	19.9	John Lucas (1976)
6.	19.5	Keith Booth (1997)
7.	19.4	Tom McMillen (1974)
8.	18.5	Evers Burns (1993)

## REBOUNDS

1.	412	Len Elmore (1974)
2.	336	Bob Kessler (1956)
3.	321	Tom Roy (1975)
4.	314	Tony Massenburg (1990)
5.	288	Lonny Baxter (2002)
6.	283	Jamar Smith (2004)
7.	277	Terence Morns (2001)
8.	269	Ben Coleman (1984)
	269	Tom McMillen (1974)

## REBOUND AVERAGE

1.	14.7	Len Elmore (1974)
2.	14.0	Bob Kessler (1956)
3.	12.6	Al Bunge (1960)
4.	11.1	Tom Roy (1975)
5.	10.7	Bob McDonald (1961)
6.	10.4	Bob Everett (1955)
7.	10.1	Tony Massenburg (1990)
8.	10.0	Tom McMillen (1974)

## ASSISTS

1.	221	Steve Blake (2003)
2.	213	Terrell Stokes (1999)
3.	175	Kevin McLinton (1993)
4.	135	Greg Nared (1989)
5.	135	Mickey Wiles (1970)
6.	124	Dutch Morley (1982)
7.	121	Bob Bodell (1973)
8.	120	Ernest Graham (1981)
9.	118	Duane Simpkins (1996)

## STEALS

1.	110	Johnny Rhodes (1996)
2.	92	Juan Dixon (2002)
3.	68	Laron Profit (1999)
4.	67	Terrell Stokes (1999)
5.	64	Keith Booth (1997)
6.	60	Walt Williams (1992)
7.	50	Steve Blake (2003)
8.	47	Evers Burns (1993)
9.	46	Kevin McLinton (1993)
	46	Greg Nared (1989)

## BLOCKED SHOTS

1.	143	Cedric Lewis (1991)
2.	79	Terence Morns (2001)
3.	69	Lonny Baxter (2002)
4.	59	Tahj Holden (2003)
5.	58	Larry Gibson (1979)
6.	55	Demick Lewis (1988)
7.	42	Ben Coleman (1984)
8.	37	Tony Massenburg (1990)
9.	36	Ryan Randle (2003)
	36	Chris Kerwin (1993)

## FIELD GOALS MADE

1.	270	Adnan Branch (1985)
2.	267	Len Bias (1986)
3.	256	Walt Williams (1992)
4.	251	Juan Dixon (2002)
5.	233	John Lucas (1976)
6.	232	Albert King (1981)
7.	214	Tom McMillen (1974)
8.	211	Evers Burns (1993)

## FIELD GOALS ATTEMPTED

1.	542	Walt Williams (1992)
2.	535	Juan Dixon (2002)
3.	529	Adnan Branch (1985)
4.	491	Len Bias (1986)
5.	469	Gene Shue (1954)
6.	462	Albert King (1981)
7.	456	John Lucas (1976)
8.	437	Keith Booth (1997)

## 3-POINT FIELD GOALS MADE

1.	92	Juan Dixon (2002)
2.	89	Walt Williams (1992)
3.	73	Drew Nicholas (2003)
4.	64	Steve Blake (2003)
5.	60	Sarunas Jasikevicius (1998)
6.	56	Keith Gatlin (1988)
7.	48	Matt Roe (1991)
8.	45	Duane Simpkins (1996)
9.	42	Johnny Rhodes (1996)
10.	34	Mano Lucas (1996)
	34	John Johnson (1989)

## 3-POINT FIELD GOALS ATTEMPTED

1.	240	Walt Williams (1992)
2.	232	Juan Dixon (2002)
3.	178	Drew Nicholas (2003)
4.	154	Steve Blake (2003)
5.	156	Matt Roe (1991)
6.	151	Sarunas Jasikevicius (1998)
7.	135	Johnny Rhodes (1996)
8.	113	Keith Gatlin (1988)
9.	100	Duane Simpkins (1996)
10.	99	Mano Lucas (1996)
	99	Greg Nared (1989)

## FREE THROWS MADE

1.	213	Keith Booth (1997)
2.	209	Len Bias (1986)
3.	175	Walt Williams (1992)
4.	174	Bob Kessler (1956)
5.	147	Lonny Baxter (2002)
6.	145	Tony Massenburg (1990)
7.	143	Jerry Greenspan (1963)
8.	141	Juan Dixon (2002)


## FREE THROW ATTEMPTS

1.	297	Keith Booth (1997)
2.	263	Bob Kessler (1956)
3.	242	Len Bias (1986)
4.	236	Lonny Baxter (2002)
5.	231	Walt Williams (1992)
6.	201	Tony Massenburg (1990)
7.	191	Jerry Greenspan (1963)
8.	182	Bob Everett (1955)




# ANNUAL LEADERS

SCORING				REBOUNDING				FIELD GOAL PCT.			
Year	Leader	Points	Avg.	Leader	Rebs.	Avg.	Leader	FG Pct.			
2004-05	Nik Caner-Medley	511	16.0	Travis Garrison	207	6.5	James Gist	.493			
2003-04	John Gilchrist	492	15.4	Jamar Smith	283	8.8	Ekene Ibekwe	.504			
2002-03	Drew Nicholas	552	17.8	Ryan Randle	224	7.2	John Gilchrist	.588			
2001-02	Juan Dixon	735	20.4	Lonny Baxter	288	8.2	Lonny Baxter	.545			
2000-01	Juan Dixon	645	18.2	Lonny Baxter	286	7.9	Lonny Baxter	.566			
1999-00	Juan Dixon	630	18.0	Lonny Baxter	308	8.8	Lonny Baxter	.533			
1998-99	Steve Francis	579	17.0	Terence Morris	242	7.1	Terence Morris	.551			
1997-98	Laron Profit	506	15.8	Rodney Elliott	236	7.4	Terence Morris	.523			
1996-97	Keith Booth	624	19.5	Keith Booth	253	7.9	Obinna Ekezie	.550			
1995-96	Johnny Rhodes	502	16.7	Keith Booth	233	7.8	Johnny Rhodes	.478			
1994-95	Joe Smith	708	20.4	Joe Smith	362	10.7	Joe Smith	.578			
1993-94	Joe Smith	582	19.4	Joe Smith	321	10.7	Joe Smith	.522			
1992-93	Evers Burns	518	18.5	Evers Burns	249	8.9	Evers Burns	.506			
1991-92	Walt Williams	776	26.8	Evers Burns	206	7.1	Evers Burns	.516			
1990-91	Matt Roe	498	17.8	Cedric Lewis	233	8.3	Garfield Smith	.527			
	Walt Williams	318	18.7								
1989-90	Jerrold Mustaf	609	18.5	Tony Massenburg	314	10.1	Jerrold Mustaf	.529			
1988-89	Tony Massenburg	481	16.6	Tony Massenburg	226	7.8	Tony Massenburg	.550			
1987-88	Derrick Lewis	466	15.0	Derrick Lewis	237	7.6	Brian Williams	.600			
1986-87	Derrick Lewis	510	19.6	Derrick Lewis	248	9.5	Derrick Lewis	.602			
1985-86	Len Bias	743	23.2	Len Bias	224	7.0	Tom Jones	.551			
1984-85	Len Bias	701	18.9	Len Bias	251	6.8	Len Bias	.530			
1983-84	Ben Coleman	491	15.3	Ben Coleman	269	8.4	Ben Coleman	.608			
1982-83	Adnan Branch	541	18.7	Ben Coleman	242	8.1	Ben Coleman	.571			
1981-82	Adnan Branch	442	15.2	Herman Veal	213	7.3	Charles Pittman	.611			
1980-81	Albert King	559	18.0	Buck Williams	363	11.7	Buck Williams	.647			
1979-80	Albert King	674	21.7	Buck Williams	242	10.1	Greg Manning	.643			
1978-79	Ernest Graham	499	16.6	Buck Williams	323	10.8	Buck Williams	.583			
1977-78	Lawrence Boston	428	15.5	Larry Gibson	253	9.0	Lawrence Boston	.580			
1976-77	Lawrence Boston	338	13.0	Larry Gibson	228	8.4	Lawrence Boston	.597			
	Steve Sheppard	309	16.2								
1975-76	John Lucas	557	19.9	Lawrence Boston	157	8.9	Maurice Howard	.553			
				Larry Gibson	249	9.8					
1974-75	John Lucas	469	19.5	Tom Roy	321	11.1	Tom Roy	.606			
1973-74	John Lucas	564	20.1	Len Elmore	412	14.7	Maurice Howard	.553			
1972-73	Tom McMillen	616	21.2	Len Elmore	290	11.2	Tom McMillen	.585			
1971-72	Tom McMillen	667	20.8	Len Elmore	351	11.0	Tom McMillen	.549			
1970-71	Howard White	389	15.6	Barry Yates	224	8.6	Charlie Blank	.473			
	Jim O'Brien	342	16.3								
1969-70	Rod Horst	605	16.5	Rod Horst	258	9.9	Rod Horst	.532			
1968-69	Will Hetzel	605	23.3	Will Hetzel	318	12.2	Rod Horst	.480			
1967-68	Pete Johnson	360	15.0	Jay McMillen	195	8.1	Will Hetzel	.423			
1966-67	Jay McMillen	392	16.3	Jay McMillen	195	8.1	Rich Drescher	.445			
1965-66	Gary Ward	430	17.2	Gary Ward	241	9.6	Gary Ward	.463			
1964-65	Jay McMillen	512	19.7	Gary Ward	271	10.4	Jay McMillen	.486			
1963-64	George Suder	327	13.0	Rick Wise	185	7.1	Jackie Clark	.480			
				Gary Ward	103	7.4					
1962-63	Jerry Greenspan	365	17.4	Jerry Greenspan	184	8.8	Connie Carpenter	.447			
1961-62	Jerry Greenspan	380	15.2	Jerry Greenspan	235	9.4	Bruce Kelleher	.437			
1960-61	Bob McDonald	347	13.4	Bob McDonald	279	10.7	Bob McDonald	.453			
1959-60	Al Bunge	383	16.6	Al Bunge	289	12.6	Paul Jelus	.470			
1958-59	Charles McNeil	311	14.8	Al Bunge	241	10.5	Charles McNeil	.443			
1957-58	Charles McNeil	311	14.8	Al Bunge	265	9.1	Nick Davis	.463			
1956-57	Bob O'Brien	342	13.2	Jim Halleck	195	7.5	John Nacinick	.470			
1955-56	Bob Kessler	490	20.4	Bob Kessler	336	14.0	Bob O'Brien	.421			
1954-55	Bob Kessler	487	20.3				— not available —	—			
1953-54	Gene Shue	654	21.8				Gene Shue	.506			
1952-53	Gene Shue	508	22.1				Gene Shue	.469			
1951-52	— not available —	—	—				— not available —	—			
1950-51	Lee Brawley	404	15.0				Dick Koffenberg	.480			



Evers Burns



Bob McDonald



Tony Massenburg





### FREE THROW PCT.

Year	Leader	Pct.
2004-05	Chris McCray	.903
2003-04	Chris McCray	.822
2002-03	Drew Nicholas	.852
2001-02	Juan Dixon	.898
2000-01	Juan Dixon	.865
1999-00	Juan Dixon	.790
1998-99	Juan Dixon	.830
1997-98	Sarunas Jasikevicius	.759
1996-97	Sarunas Jasikevicius	.742
1995-96	Duane Simpkins	.845
1994-95	Duane Simpkins	.841
1993-94	Duane Simpkins	.784
1992-93	Kevin McLinton	.822
1991-92	Kevin McLinton	.781
1990-91	Walt Williams	.837
1989-90	Walt Williams	.776
1988-89	John Johnson	.790
1987-88	Rudy Archer	.770
1986-87	John Johnson	.790
1985-86	Len Bias	.864
1984-85	Keith Gatlin	.862
1983-84	Len Bias	.767
1982-83	Herman Veal	.762
1981-82	Herman Veal	.780
1980-81	Greg Manning	.821
1979-80	Greg Manning	.908
1978-79	Greg Manning	.857
1977-78	Jo Jo Hunter	.863
1976-77	Brad Davis	.784
1975-76	Maurice Howard	.828
1974-75	John Lucas	.836
1973-74	Maurice Howard	.786
1972-73	Jim O'Brien	.844
1971-72	Ton McMillen	.817
1970-71	Jim O'Brien	.784
1969-70	Will Hetzel	.781
1968-69	Will Hetzel	.813
1967-68	Pete Johnson	.721
1966-67	Jay McMillen	.787
1965-66	Jay McMillen	.792
1964-65	Gary Ward	.818
1963-64	Neil Brayton	.803
1962-63	Jerry Greenspan	.749
1961-62	Bruce Kelleher	.816
1960-61	Bob McDonald	.873
1959-60	Paul Jelus	.842
1958-59	Jerry Bechtie	.783
1957-58	Charles McNeil	.762
1956-57	Jim Halleck	.764
1955-56	Bob O'Brien	.767
1954-55	— not available —	—
1953-54	Gene Shue	.789
1952-53	Gene Shue	.700
1951-52	— not available —	—
1950-51	Dick Koffenberg	.772

### ASSISTS

Year	Leader	Assists	Avg.
2004-05	John Gilchrist	153	5.5
2003-04	John Gilchrist	159	5.0
2002-03	Steve Blake	221	7.1
2001-02	Steve Blake	286	7.9
2000-01	Steve Blake	248	6.9
1999-00	Steve Blake	217	6.2
1998-99	Terrell Stokes	213	6.3
1997-98	Terrell Stokes	149	4.7
1996-97	Terrell Stokes	143	4.5
1995-96	Duane Simpkins	118	4.4
1994-95	Duane Simpkins	162	4.8
1993-94	Duane Simpkins	136	4.5
1992-93	Kevin McLinton	154	5.3
1991-92	Kevin McLinton	154	5.3
1990-91	Kevin McLinton	123	4.4
1989-90	Walt Williams	91	5.4
1988-89	Greg Nared	135	4.8
1987-88	Rudy Archer	172	5.5
1986-87	Teyon McCoy	111	4.3
1985-86	Keith Gatlin	204	6.4
1984-85	Keith Gatlin	221	6.0
1983-84	Keith Gatlin	148	4.6
1982-83	Jeff Adkins	121	4.0
1981-82	Dutch Morley	128	4.3
1980-81	Ernest Graham	120	3.9
1979-80	Ernest Graham	136	4.4
1978-79	Dutch Morley	128	4.3
1977-78	Greg Manning	74	2.6
1976-77	Brad Davis	132	4.9
1975-76	Brad Davis	165	5.9
1974-75	Brad Davis	134	4.6
1973-74	John Lucas	159	5.7
1972-73	John Lucas	178	5.9
1971-72	Howard White	93	2.9
1970-71	Jim O'Brien	70	3.3
1969-70	Mickey Wiles	135	5.2

### STEALS

Year	Leader	Steals	Avg.
2004-05	Chris McCray	58	1.9
2003-04	John Gilchrist	56	1.8
2002-03	Steve Blake	50	1.6
2001-02	Juan Dixon	92	2.6
2000-01	Juan Dixon	95	2.6
1999-00	Juan Dixon	96	2.7
1998-99	Steve Francis	95	2.8
1997-98	Laron Profit	87	2.7
1996-97	Keith Booth	64	2.0
1995-96	Johnny Rhodes	110	3.7
1994-95	Johnny Rhodes	85	2.5
1993-94	Johnny Rhodes	78	2.3
1992-93	Johnny Rhodes	71	2.5
1991-92	Walt Williams	60	2.1
1990-91	Cedric Lewis	48	1.5
1989-90	Walt Williams	57	1.7
1988-89	Greg Nared	46	1.6
1987-88	Derrick Lewis	45	1.5
1986-87	Derrick Lewis	38	1.5
1985-86	Derrick Lewis	37	1.1
1984-85	Adrian Branch	45	1.2
1983-84	Adrian Branch	29	1.0
1982-83	Jeff Adkins	23	0.8
1981-82	Dutch Morley	33	1.1
1980-81	Ernest Graham	42	1.4
1979-80	Dutch Morley	64	2.1
1978-79	Dutch Morley	43	1.4
1977-78	Jo Jo Hunter	26	1.0
1976-77	Steve Sheppard	27	1.4

### BLOCKED SHOTS


Year	Leader	Blocks	Avg.
2004-05	Ekene Ibekwe	55	1.8
2003-04	Ekene Ibekwe	44	1.4
2002-03	Ryan Randle	36	1.2
2001-02	Lonny Baxter	69	2.0
2000-01	Terence Morris	79	2.2
1999-00	Lonny Baxter	79	2.3
1998-99	Terence Morris	77	2.3
1997-98	Obinna Ekezie	37	1.2
1996-97	Obinna Ekezie	33	1.1
1995-96	Keith Booth	23	0.8
1994-95	Joe Smith	97	2.9
1993-94	Joe Smith	93	3.1
1992-93	Chris Kerwin	30	1.1
1991-92	Chris Kerwin	31	1.1
1990-91	Cedric Lewis	143	5.1
1989-90	Cedric Lewis	49	1.5
1988-89	Cedric Lewis	36	1.3
1987-88	Derrick Lewis	55	1.8
1986-87	Derrick Lewis	114	4.4
1985-86	Derrick Lewis	71	2.2
1984-85	Derrick Lewis	99	2.7
1983-84	Ben Coleman	48	1.3
1982-83	Ben Coleman	33	1.1
1981-82	Charles Pittman	31	1.3
1980-81	Buck Williams	29	0.9
1979-80	Taylor Baldwin	35	1.1
1978-79	Larry Gibson	58	1.9
1977-78	Larry Gibson	57	2.0
1976-77	Larry Gibson	67	2.5



Jim O'Brien



Cedric Lewis



Kevin McLinton



# TEAM RECORDS • SEASON

All seasons are reflected by a single year (i.e., 1950-51 is indicated as 1951). Statistical records except for wins and losses are since 1951, except for the following: three-point records are since 1987, assists records are since 1970, blocks and steals records are since 1977

## MOST GAMES PLAYED

37 in 1985 (25 wins, 12 losses)  
36 in 2002 (32 wins, 4 losses)  
36 in 2001 (25 wins, 11 losses)  
35 in 2000 (25 wins, 10 losses)

## HIGHEST WIN PERCENTAGE

889 (32-4), 2002  
844 (27-5), 1972  
828 (24-5), 1975  
824 (28-6), 1999  
824 (14-3), 1926  
821 (23-5), 1974

## LOWEST WIN PERCENTAGE

000 (0-16), 1914  
000 (0-2), 1905  
045 (1-21), 1941  
125 (2-14), 1945  
167 (1-5), 1919

## HIGHEST HOME COURT WINNING PCT.

1,000 (16-0), 1995  
1,000 (15-0), 2002  
1,000 (16-0), 1980  
1,000 (14-0), 1972  
1,000 (11-0), 1928  
938 (15-1), 2000  
929 (13-1), 1999  
923 (12-1), 1974  
923 (12-1), 1973  
917 (11-1), 1932  
909 (10-1), 1958  
909 (10-1), 1926

## MOST WINS

32 in 2002  
28 in 1999  
27 in 1972  
26 in 1995  
25 in 2001  
25 in 2000  
25 in 1985

## MOST LOSSES

21 in 1941  
20 in 1989  
18 in 1969  
18 in 1950  
18 in 1949

## MOST CONSECUTIVE WINS

14 (began vs. Washington & Lee on Jan. 15, 1932, ended by No. Carolina on Feb. 19, 1932)  
13 (began vs. Clemson on Jan. 20, 2002, ended by NC State on March 9, 2002)  
11 (began vs. Howard on Nov. 26, 1996, ended by Georgia on Dec. 30, 1996)  
11 (began vs. E. Carolina on Nov. 29, 1975, ended by Wake Forest on Jan. 10, 1976)  
11 (began vs. Duke on Feb. 2, 1973, ended by NC State on March 9, 1973)  
10 (began vs. Michigan on Dec. 2, 2000, ended by No. Carolina on Jan. 10, 2001)  
10 (began vs. W. Carolina on Nov. 14, 1998, ended by Kentucky on Dec. 12, 1998)  
10 (began vs. Alaska-Anchorage on Nov. 24, 1984, ended by Ga. Tech on Dec. 28, 1984)  
10 (began vs. Ball St. on Nov. 30, 1976, ended by Wake Forest on Jan. 8, 1977)  
10 (began vs. Brown on Nov. 29, 1972, ended by NC State on Jan. 14, 1973)

## MOST CONSECUTIVE LOSSES

22 (began vs. Duke on March 1, 1940, ended vs. Washington College on Feb. 22, 1941)

## MOST CONSECUTIVE ACC WINS

Overall: 14 (began vs. Clemson on Jan. 20, 2002, ended at Wake Forest on Jan. 15, 2003)  
Season: 12 (began vs. Clemson on Jan. 20, 2002, final 12 ACC games of 2001-02 season)

## MOST CONSECUTIVE HOME WINS

Overall: 24 (began vs. UMES on Nov. 30, 1979, ended vs. Virginia on Jan. 14, 1981)

## MOST CONSECUTIVE NON-LEAGUE HOME WINS

87 (began vs. Alcorn St. on Dec. 30, 1989, ended vs. Florida on Dec. 14, 2002)

## MOST HOME GAMES WITHOUT CONSECUTIVE LOSSES

163 (began Feb. 24, 1993 vs. NC State, still current entering the 2004-05 season)

## MOST OVERTIME GAMES

4 in 2005, 2004, 1998, 1965

## MOST OVERTIME PERIODS

7 in 1984

## MOST 100-POINT GAMES

8 in 1975  
8 in 1974

## CONSECUTIVE 100-PT. GAMES

4 in 2001 (123 vs. Norfolk State, 117 vs. Chicago State, 105 vs. Md.-Eastern Shore, 104 at Clemson)

## OVERALL TOTAL ATTENDANCE

608,859 in 2002 (36 games)  
528,916 in 2001 (36 games)  
509,925 in 2004 (32 games)  
503,648 in 2000 (35 games)  
475,751 in 2005 (32 games)  
473,626 in 1999 (34 games)  
414,318 in 2003 (31 games)

## HOME TOTAL ATTENDANCE

299,391 in 2005 (18 games)  
287,200 in 2004 (16 games)  
281,057 in 2003 (16 games)  
240,254 in 1977 (19 games)  
226,369 in 2000 (16 games)  
221,020 in 1995 (16 games)  
212,495 in 2002 (15 games)  
202,365 in 1999 (14 games)

## OVERALL AVG. ATTENDANCE

16,912 in 2002 (36 games)  
16,591 in 2003 (31 games)  
15,935 in 2004 (32 games)  
14,867 in 2005 (32 games)  
14,692 in 2001 (36 games)  
14,390 in 2000 (35 games)  
13,944 in 1998 (32 games)  
13,930 in 1999 (34 games)

## HOME AVG. ATTENDANCE

17,950 in 2004 (16 games)  
17,566 in 2003 (16 games)  
16,633 in 2005 (18 games)  
14,455 in 1999 (14 games)  
14,166 in 2002 (15 games)  
14,148 in 2000 (16 games)  
14,058 in 2001 (14 games)

## MOST POINTS SCORED

3,067 in 2001 (36 games)  
3,060 in 2002 (36 games)  
2,946 in 1995 (34 games)  
2,873 in 1999 (34 games)  
2,747 in 1990 (33 games)  
2,683 in 2000 (35 games)

## AVERAGE POINTS PER GAME

89.9 in 1975 (2,607 in 29 games)  
88.2 in 1976 (2,469 in 28 games)  
87.1 in 1973 (2,613 in 30 games)  
86.7 in 1995 (2,946 in 34 games)  
85.7 in 1974 (2,400 in 28 games)

## AVERAGE SCORING MARGIN

18.1 points in 1999 (84.5-66.4)  
16.7 points in 1974 (85.7-69.0)  
15.3 points in 1975 (89.9-74.6)  
14.1 points in 2002 (85.0-70.9)  
13.9 points in 1976 (88.2-74.3)  
13.0 points in 2003 (79.7-66.7)  
12.9 points in 1973 (87.1-74.2)

## MOST POINTS ALLOWED

2,605 in 2001 (36 games)  
2,563 in 1990 (33 games)  
2,552 in 2002 (36 games)  
2,514 in 1995 (34 games)

## HIGHEST SCORING AVG. ALLOWED PER GAME

84.1 in 1969 (2,188 in 26 games)  
79.53 in 1978 (2,227 in 28 games)  
79.50 in 1993 (2,226 in 28 games)

## LOWEST SCORING AVERAGE ALLOWED PER GAME

46.5 in 1952 (1,116 in 22 games)  
52.6 in 1951 (1,420 in 27 games)  
54.3 in 1953 (1,256 in 23 games)

## MOST FIELD GOALS MADE

1,120 in 2001 (36 games)  
1,089 in 1973 (30 games)  
1,083 in 2002 (36 games)  
1,049 in 1974 (28 games)  
1,044 in 1999 (34 games)  
1,038 in 1985 (37 games)

## MOST FIELD GOALS ATTEMPTED

2,313 in 2001 (36 games)  
2,248 in 2002 (36 games)  
2,151 in 2000 (35 games)  
2,108 in 1999 (34 games)  
2,094 in 1973 (30 games)  
2,094 in 2005 (32 games)  
2,080 in 1995 (34 games)

## FIELD GOAL PERCENTAGE

551 in 1980 (985 of 1,789)  
547 in 1975 (1,049 of 1,918)  
539 in 1984 (941 of 1,745)  
537 in 1976 (996 of 1,854)  
532 in 1981 (943 of 1,774)

## MOST FREE THROWS MADE

697 in 1995 (34 games)  
677 in 2002 (36 games)  
633 in 1990 (33 games)  
622 in 2001 (36 games)  
616 in 1997 (32 games)  
601 in 1999 (34 games)  
600 in 2005 (32 games)

## MOST FREE THROWS ATTEMPTED

987 in 1995 (34 games)  
933 in 2002 (36 games)  
904 in 1997 (32 games)  
894 in 2001 (36 games)  
893 in 1990 (33 games)  
858 in 1958 (29 games)

## FREE THROW PERCENTAGE

758 in 1976 (477 of 629)  
757 in 1975 (509 of 672)  
751 in 1982 (476 of 634)  
747 in 1960 (399 of 534)  
7460 in 1974 (376 of 504)

## 3-POINT FIELD GOALS MADE

217 in 2002 (36 games)  
205 in 2001 (36 games)  
204 in 2003 (31 games)  
195 in 2000 (35 games)  
195 in 1988 (31 games)  
185 in 1996 (30 games)  
184 in 1999 (35 games)

## 3-POINT FIELD GOALS ATT.

580 in 2002 (36 games)  
553 in 2000 (35 games)  
544 in 1996 (30 games)  
542 in 2005 (32 games)  
540 in 2001 (36 games)  
523 in 2003 (31 games)  
508 in 1995 (34 games)  
504 in 1999 (34 games)

## 3-POINT FIELD GOAL PCT.

461 in 1987 (122 of 290)  
430 in 1988 (195 of 451)  
396 in 1990 (100 of 278)  
380 in 2001 (205 of 540)  
374 in 2002 (217 of 580)  
365 in 1999 (184 of 504)

## MOST REBOUNDS

1,479 in 2002 (36 games)  
1,478 in 2001 (36 games)  
1,388 in 1972 (32 games)  
1,385 in 2005 (32 games)  
1,368 in 1974 (28 games)  
1,367 in 1995 (34 games)  
1,361 in 1973 (30 games)

## AVERAGE REBOUNDS PER GAME

49.1 in 1955 (1,178 in 24 games)  
48.9 in 1974 (1,368 in 28 games)  
48.3 in 1956 (1,158 in 24 games)  
45.4 in 1973 (1,361 in 30 games)  
45.2 in 1970 (1,174 in 26 games)

## MOST ASSISTS

714 in 2002 (36 games)  
692 in 2001 (36 games)  
674 in 1999 (34 games)  
667 in 2000 (35 games)  
641 in 1995 (34 games)  
602 in 1998 (32 games)

## AVERAGE ASSISTS PER GAME

19.83 in 2002 (714 in 36 games)  
19.82 in 1999 (674 in 34 games)  
19.2 in 2001 (692 in 35 games)  
19.1 in 2000 (667 in 36 games)  
18.9 in 1995 (641 in 34 games)  
18.8 in 1998 (602 in 32 games)

## MOST BLOCKED SHOTS

235 in 2000 (35 games)  
215 in 2004 (32 games)  
216 in 2002 (36 games)  
213 in 2001 (36 games)  
202 in 1999 (34 games)  
200 in 2005 (32 games)  
198 in 2003 (31 games)  
185 in 1991 (28 games)  
181 in 1985 (37 games)


## MOST STEALS

431 in 1999 (34 games)  
355 in 2000 (35 games)  
329 in 1996 (30 games)  
322 in 2003 (31 games)  
322 in 2001 (36 games)  
303 in 1994 (30 games)  
302 in 2002 (36 games)

## MOST PERSONAL FOULS

713 in 2001 (36 games)  
704 in 1990 (33 games)  
672 in 1999 (34 games)





# TEAM RECORDS • GAME

## HIGHEST OVERALL TOTAL ATTENDANCE

53,406 vs. Indiana on April 1, 2002 (NCAA Championship at Georgia Dome, Atlanta, Ga.)

## HIGHEST HOME TOTAL ATTENDANCE

17,950 40 times from 2002-05 (Comcast Center)

## MOST POINTS SCORED

138 vs. Morgan State (138-72), 12-23-94  
132 vs. North Texas (132-57), 12-23-98  
130 vs. East Carolina (130-106), 12-7-77  
128 vs. Canisius (128-103), 12-23-78  
127 vs. East Carolina (127-84), 11-29-75  
127 vs. Brown (127-82), 12-1-72

## MOST POINTS SCORED IN A HALF

85 vs. Morgan State, 12-23-94

## LARGEST MARGIN OF VICTORY

75 vs. North Texas (132-57), 12-23-98  
67 vs. Western Carolina (113-46), 11-14-98  
66 vs. Morgan State (138-72), 12-23-94  
66 vs. Md.-Eastern Shore (117-51), 2-27-87  
64 vs. DePauw (113-49), 12-12-74

## LARGEST ACC MARGIN OF VICTORY

40 vs. North Carolina (96-56), 2-22-03  
40 vs. South Carolina (99-59), 3-1-58  
40 at Clemson (81-41), 12-4-53  
39 vs. Clemson (91-52), 2-25-03  
33 at Florida State (96-63), 2-27-02  
33 vs. North Carolina (121-79), 1-9-02

## MOST POINTS SCORED IN A LOSS

111 vs. Duke (111-114), 2-10-90  
100 vs. NC State (100-103), 3-9-74

## MOST POINTS SCORED BY AN OPPONENT

114 at NC State (91-114), 2-27-91  
114 vs. Duke (111-114), 2-10-90  
110 vs. NC State (124-110), 12-20-78  
109 at North Carolina (109-75), 1-8-05  
108 vs. NC State (109-108), 3-1-78  
107 at North Carolina (87-107), 2-1-69

## FEWEST POINTS SCORED

28 vs. NC State (28-40), 3-5-82  
31 vs. South Carolina (31-30), 1-9-71  
36 at West Virginia (36-39), 12-15-51  
37 at NC State (37-53), 2-14-59  
38 vs. NC State (38-52), 2-24-82  
40 at Virginia (40-45), 1-12-82  
40 at Duke (40-36), 1-9-82  
40 vs. Duke (40-49), 2-16-51

## LARGEST MARGIN OF DEFEAT

39 vs. Wake Forest (41-80), 2-28-63  
36 vs. North Carolina (66-102), 3-12-93  
35 vs. UCLA (70-105), 3-18-00  
35 vs. Indiana (64-99), 3-14-81  
35 vs. North Carolina (70-105), 1-30-71

## FEWEST POINTS SCORED BY AN OPPONENT

25 vs. Washington & Lee (51-25), 2-4-54  
30 vs. South Carolina (31-30), 1-9-71  
31 vs. UMBC (67-31), 12-4-96  
31 vs. Duke (64-31), 1-7-59  
32 vs. AU-Puerto Rico (82-32), 11-26-98  
32 vs. Santa Clara (53-32), 12-22-73  
33 vs. Boston College (58-37), 12-30-73  
33 vs. Richmond (42-33), 2-21-51  
36 vs. UNC Wilmington (74-36), 12-27-97  
36 at Duke (40-36), 1-9-82

## MOST POINTS SCORED BY BOTH TEAMS

236 vs. East Carolina (130-106), 12-7-77  
234 vs. NC State (124-110), 12-20-78  
231 vs. Canisius (128-103), 12-23-78  
225 vs. Duke (111-114), 2-10-90  
217 vs. NC State (109-108), 3-1-78

## MOST FIELD GOALS MADE

55 vs. Canisius, 12-23-78  
55 vs. Brown, 11-29-72  
52 vs. East Carolina, 12-7-77  
51 vs. Boston U., 12-8-75  
51 vs. Virginia, 3-2-74

## FEWEST FIELD GOALS MADE

6 vs. Seton Hall, 12-30-41

## MOST FIELD GOAL ATTEMPTS

99 vs. Canisius, 12-23-78  
97 vs. East Carolina, 12-7-77  
93 vs. Long Island, 1-23-73  
93 vs. George Washington, 12-4-71  
93 vs. Miami-Ohio, 12-29-70

## FEWEST FIELD GOAL ATTEMPTS

18 vs. South Carolina, 1-9-71

## HIGHEST FIELD GOAL PERCENTAGE

833 vs. South Carolina (15-18), 1-9-71  
739 vs. Wake Forest (34-46), 1-28-86  
732 vs. NC State (30-41), 12-20-80  
704 vs. Miami-Ohio (50-71), 12-28-79  
667 vs. Western Carolina (46-69), 11-14-98  
631 vs. UMES (41-65), 2-17-86

## MOST FREE THROWS MADE

41 vs. Morgan State, 12-23-94  
40 vs. North Carolina, 3-8-58  
35 vs. NC State, 12-30-01  
35 vs. Lafayette, 12-23-96  
35 vs. Oklahoma, 1-12-93  
35 vs. North Carolina, 1-10-90

## MOST FREE THROWS AT- TEMPTED

67 vs. Morgan State, 12-23-94  
57 vs. North Carolina, 1-3-53  
55 vs. Hofstra, 11-29-03  
52 vs. Oklahoma, 1-12-93  
50 vs. Lafayette, 12-23-97  
49 vs. NC State, 12-30-01

## FEWEST FREE THROWS ATTEMPTED

0 several times (last vs. Georgia Tech, 2-6-93)

## HIGHEST FREE THROW PERCENTAGE

1,000 vs. Holy Cross (19-19), 1-21-85  
966 vs. Duke (28-29), 2-7-76  
962 vs. Virginia (25-26), 1-31-02  
950 vs. Duke (19-20), 2-2-80  
938 vs. North Carolina (15-16), 2-7-95  
935 vs. Duke (29-31), 1-18-03  
932 vs. North Carolina (28-31), 1-27-73

## LOWEST FREE THROW PERCENTAGE

000 vs. Wake Forest (0-1), 2-28-73

## MOST 3-POINT FIELD GOALS MADE

13 vs. North Carolina, 1-9-02  
13 vs. William & Mary, 12-27-01  
12 vs. Clemson (2-25-03)  
12 vs. George Washington (12-8-02)  
12 vs. The Citadel (11-27-02)

## MOST 3-POINT FIELD GOALS ATTEMPTED

31 vs. Clemson, 1-22-00

## MOST REBOUNDS

74 vs. Penn State, 12-2-64  
68 vs. Chicago State, 12-2-96  
67 vs. East Carolina, 12-7-77  
65 vs. Bucknell, 12-22-76  
64 vs. North Texas, 12-23-98

## MOST ASSISTS

37 vs. Chicago State, 12-27-00  
37 vs. North Texas, 12-23-98  
36 vs. Brown, 11-29-72  
35 vs. Brown, 12-1-71  
34 vs. Morgan State, 12-23-94

## MOST BLOCKED SHOTS

17 vs. UMES, 2-27-87  
17 vs. Georgia Tech, 12-10-75  
16 vs. UMES, 12-1-88  
15 vs. Oral Roberts, 3-16-05  
15 vs. Norfolk State, 1-3-02  
14 vs. Tulane, 11-19-99  
14 vs. North Carolina, 2-13-99  
14 vs. South Carolina, 11-14-97  
14 vs. James Madison, 1-28-87

## MOST STEALS

24 vs. Duquesne, 11-30-02  
24 vs. Pittsburgh, 11-28-98  
22 vs. UCLA, 11-26-98  
22 vs. UNC Asheville, 12-22-97  
21 at AU-Puerto Rico, 11-26-98  
20 vs. South Carolina State, 12-27-98

## MOST PERSONAL FOULS

44 vs. William & Mary, 2-16-52

## FEWEST PERSONAL FOULS

7 vs. Buffalo, 1-25-72

## MOST OVERTIME PERIODS

3 vs. Clemson on Feb. 18, 1984 (W, 66-65)  
3 vs. Rhode Island on March 7, 1979 (W, 67-65)  
3 vs. NC State on March 1, 1978 (W, 109-108)  
3 vs. NC State on Feb. 15, 1958 (L, 69-64)  
3 vs. Memphis State on Dec. 30, 1957 (L, 47-46)



Johnny Rhodes



Terrell Stokes



Derrick Lewis



# LARGEST MARGINS

## LARGEST MARGIN OF VICTORY

Rk.	Marg.	Opponent	Score
1.	+75	North Texas (12-23-98)	132-57
2.	+67	Western Carolina (11-14-98)	113-46
3.	+66	Morgan State (12-23-94)	138-72
	+66	Md.-Eastern Shore (2-27-87)	117-51
5.	+64	DePauw (12-12-74)	113-49
6.	+63	Delaware State (1-17-96)	118-55
7.	+62	Chicago State (12-27-00)	117-55
8.	+60	Colgate (12-8-94)	113-53
9.	+59	Fairleigh Dickinson (11-22-99)	104-45
10.	+58	UNC-Asheville (12-22-97)	110-52
11.	+57	DePauw (12-3-75)	99-42
12.	+55	Md.-Eastern Shore (11-26-91)	115-60
13.	+53	Towson State (2-21-85)	91-38
	+52	Md.-Eastern Shore (12-30-00)	105-53
15.	+52	Coastal Carolina (1-2-00)	100-48
	+52	Md.-Baltimore County (2-22-90)	113-61
17.	+51	Cornell (11-27-93)	92-41
18.	+50	Hampton (1-8-03)	108-58
	+50	Duquesne (11-30-03)	89-39
	+50	at AU Puerto Rico (11-26-98)	82-32

	+50	Chicago State (12-2-96)	94-44
	+50	Md.-Eastern Shore (2-25-88)	101-51
23.	+49	Md.-Eastern Shore (1-06-04)	87-38
	+49	Eastern Kentucky (12-5-73)	106-57
25.	+48	The Citadel (11-27-03)	97-49
	+48	Stony Brook (12-6-00)	107-59
27.	+47	Florida International (11-25-97)	117-70
	+47	Towson State (12-12-94)	120-73
29.	+46	Appalachian State (1-2-75)	96-50
30.	+45	Brown (11-29-72)	127-82
31.	+44	Liberty (12-18-04)	112-68
	+44	Norfolk State (12-23-00)	123-79
	+44	Md.-Eastern Shore (12-1-88)	97-53
33.	+43	Johns Hopkins (11-26-83)	108-65
	+43	East Carolina (11-29-75)	127-84
35.	+41	UMBC (12-23-02)	101-60
	+41	Lafayette (12-23-96)	108-67
37.	+40	North Carolina (2-22-03)	96-56
	+40	Howard (1-2-93)	109-69
	+40	Morgan State (12-26-92)	103-63
	+40	Boston University (12-8-75)	122-82
	+40	South Carolina (3-1-58)	99-59
	+40	at Clemson (12-4-53)	81-41

## LARGEST MARGIN OF DEFEAT

Rk.	Marg.	Opponent	Score
1.	-63	at Army (3-1-44)	22-85
2.	-53	at Bainbridge Navy (1-24-44)	25-78
3.	-44	at Seton Hall (12-30-41)	15-59
4.	-39	vs. Wake Forest (2-28-63)	41-80
5.	-38	at West Virginia (12-14-46)	43-81
	-38	at Navy (1-28-33)	21-59
7.	-37	at Cincinnati (2-2-49)	33-70
	-37	vs. South Carolina (2-24-33)	28-65
9.	-36	vs. North Carolina (3-12-93)	66-102
10.	-35	vs. UCLA (3-18-00)	70-105
	-35	vs. Indiana (3-14-81)	64-99
	-35	at North Carolina (1-30-71)	70-105

# OVERTIME GAMES

All-Time In OT: 44-46

By Site

By Decades

Home: 21-17

1950s: 6-11

Cole Field House: 17-16

1960s: 7-10

Comcast Center: 3-0

1970s: 10-6

Away: 18-16

1980s: 10-5

Neutral Sites: 7-14

1990s: 6-8

By Tournament

2000s: 6-7

ACC Tournament: 5-6

NCAA Tournament: 1-0

Overtime games are incomplete prior to 1953.

Date	OT	Opponent	Result
Feb. 19, 2005	2OT	at Virginia	W 92-89
Feb. 12, 2005		Duke	W 99-92
Feb. 5, 2005		at Miami	L 73-75
Dec. 19, 2004		Florida State	W 90-88
March 14, 2004		vs. Duke <sup>10</sup>	W 95-87
Dec. 12, 2003		at Florida	W 69-68
Dec. 7, 2003		vs. West Virginia <sup>17</sup>	L 77-78
Dec. 2, 2003		Wisconsin <sup>18</sup>	W 73-67
March 9, 2003		at Virginia	L 78-80
Dec. 3, 2002		vs. Indiana <sup>16</sup>	L 74-80
Jan. 27, 2001		Duke	L 96-98
Nov. 29, 2000		vs. Wisconsin <sup>15</sup>	L 75-78
March 4, 2000		at Virginia	L 87-89
Dec. 7, 1999		Winthrop	W 76-65
Jan. 24, 1999		at Clemson	W 81-79
March 7, 1998		vs. North Carolina <sup>5</sup>	L 73-83
Jan. 14, 1998		North Carolina	W 89-83
Dec. 4, 1997		at Clemson	L 65-78
Nov. 14, 1997		vs. South Carolina <sup>14</sup>	L 72-76
Dec. 30, 1996		vs. Georgia <sup>11</sup>	L 65-73
Jan. 20, 1996		NC State	W 77-74
Jan. 6, 1996		North Carolina	L 86-88
March 11, 1995		vs. North Carolina <sup>5</sup>	L 92-97
Nov. 26, 1993		at Georgetown <sup>13</sup>	W 84-83
Jan. 18, 1992		Florida State	L 83-91
March 2, 1991		at Virginia	W 78-74
Feb. 10, 1990		Duke	L 111-114
Jan. 17, 1989		Virginia	L 58-64
Feb. 20, 1986		at North Carolina	W 77-72

Date	OT	Opponent	Result
March 15, 1985		vs. Miami-OH <sup>12</sup>	W 69-68
Jan. 14, 1985		Duke	W 78-76
Dec. 25, 1984		vs. Iowa <sup>11</sup>	W 78-68
Feb. 18, 1984	3OT	at Clemson	W 66-65
Feb. 8, 1984	2OT	at Wake Forest <sup>10</sup>	L 87-90
Feb. 4, 1984	2OT	at Georgia Tech	L 70-71
March 11, 1983		vs. Georgia Tech <sup>9</sup>	L 58-64
Dec. 23, 1982	2OT	UCLA	W 80-79
Feb. 27, 1982		Virginia	W 47-46
Jan. 12, 1982		at Virginia	L 40-45
Jan. 27, 1981		at Pittsburgh	W 69-66
Jan. 17, 1981		Clemson	W 68-62
Feb. 28, 1980		vs. Georgia Tech <sup>5</sup>	W 51-49
March 7, 1979	3OT	Rhode Island <sup>8</sup>	W 67-65
Jan. 10, 1979	2OT	at NC State	W 82-81
Dec. 29, 1978		St. Joseph's <sup>7</sup>	W 62-56
March 1, 1978	3OT	vs. NC State <sup>5</sup>	W 109-108
Feb. 16, 1978		at Pittsburgh	L 86-89
Feb. 5, 1977		at Duke	W 65-64
Jan. 8, 1977		Wake Forest	L 85-86
Nov. 27, 1976		Notre Dame	L 79-80
March 4, 1976		vs. Duke <sup>6</sup>	W 80-78
Jan. 25, 1976		at North Carolina	L 93-95
March 9, 1974		vs. NC State <sup>5</sup>	L 100-103
March 1, 1972		Wake Forest	W 64-56
Feb. 16, 1972		North Carolina	W 79-77
March 6, 1971		Virginia	W 89-84
Feb. 23, 1971		at Clemson	L 45-51
Jan. 9, 1971		South Carolina	W 31-30
Jan. 15, 1968	2OT	at Clemson	L 93-94
Dec. 22, 1967		vs. Southern Illinois <sup>4</sup>	L 72-73
Jan. 14, 1967		Duke	L 69-72
Jan. 11, 1967		at West Virginia	W 82-81
Feb. 7, 1966		at Wake Forest	W 86-78
Jan. 15, 1966		at NC State	L 58-60
Jan. 14, 1965		at Wake Forest	W 93-85
Jan. 8, 1965	2OT	Clemson	W 67-65
Dec. 19, 1964		Kansas	L 61-63
Dec. 12, 1964		West Virginia	L 73-80
Jan. 6, 1964		South Carolina	L 69-73
Dec. 11, 1962		NC State	L 74-76

Date	OT	Opponent	Result
Dec. 12, 1961		NC State	L 68-73
Dec. 6, 1961	2OT	Georgetown	L 78-79
Feb. 25, 1961		Clemson	W 82-80
Feb. 26, 1960	2OT	Clemson	W 66-59
Feb. 20, 1960		George Washington	W 86-84
Feb. 10, 1959		George Washington	L 65-66
Dec. 15, 1958		at Kentucky	L 56-58
March 7, 1958		vs. Duke <sup>2</sup>	W 71-65
Feb. 15, 1958	3OT	at NC State	L 64-69
Dec. 30, 1957	3OT	vs. Memphis State <sup>3</sup>	L 46-47
Feb. 5, 1957	2OT	North Carolina	L 61-65
Jan. 21, 1956		at Georgetown	W 62-57
March 3, 1955		vs. Virginia <sup>2</sup>	L 67-68
Feb. 25, 1955	2OT	at Georgetown	W 57-49
Dec. 10, 1954		Wake Forest	L 58-62
March 5, 1954		vs. Wake Forest <sup>2</sup>	L 56-64
Feb. 13, 1954		at Navy	W 61-60
Jan. 9, 1954		at Georgetown	L 56-58
March 6, 1953		vs. Wake Forest <sup>1</sup>	L 59-61
Feb. 3, 1953	2OT	at G. Washington	L 62-63
Jan. 8, 1953		at Richmond	W 63-60
Feb. 19, 1951		Clemson	W 54-50
Feb. 20, 1932		at Duke	W 20-18
Feb. 1927		Virginia	W 29-28

1-So. Conf. Tournament at Raleigh, N.C. (Reynolds Coliseum); 2-ACC Tournament at Raleigh, N.C. (Reynolds Coliseum); 3-Sugar Bowl Tournament at New Orleans, La. (Loyola Field House); 4-Sun Carnival Tournament at El Paso, Texas (Memorial Gymnasium); 5-ACC Tournament at Greensboro, N.C. (Greensboro Coliseum); 6-ACC Tournament at Landover, Md. (Capital Centre); 7-Maryland Invitational at College Park, Md. (Cole Field House); 8-National Invitation Tournament at College Park, Md. (Cole Field House); 9-ACC Tournament at Atlanta, Ga. (Omni); 10-at Greensboro, N.C. (Greensboro Coliseum); 11-Rainbow Classic at Honolulu, Hawaii (Blaisdell Center); 12-NCAA Tournament at Dayton, Ohio (Dayton Arena); 13-at Landover, Md. (Capital Centre); 14-Black Coaches Assoc. Classic at Minneapolis, Minn. (Target Center); 15-ACC/Big Ten Challenge at Milwaukee, Wisc. (Bradley Center); 16-ACC/Big Ten Challenge at Indianapolis, Ind. (Conseco Fieldhouse); 17-BB&T Classic (MCI Center); 18-ACC/Big Ten Challenge at College Park, Md. (Comcast Center)



# 100-POINT GAMES

## MARYLAND'S 100-POINT GAMES

Total 100 Point Games: 101

Most in a Season: 8 (1974-75; 1973-74)

Most Consecutive 100-Point Games: 4 (2000-01)

### 2004-05 (1)

112-68 Liberty, 12-28-04

### 2002-03 (2)

108-58 Hampton, 1-8-03

101-60 UMBC, 12-23-02

### 2001-02 (3)

112-92 Virginia, 3-3-02

112-79 North Carolina, 1-9-02

103-75 William & Mary, 12-27-01

### 2000-01 (6)

102-67 Virginia, 3-3-01

104-92 at Clemson, 1-2-01

105-53 UMES, 12-30-00

117-55 Chicago State, 12-27-00

123-79 Norfolk State, 12-23-00

107-59 Stony Brook, 12-6-00

### 1999-00 (2)

100-48 Coastal Carolina, 1-2-00

104-45 Fairleigh Dickinson, 11-22-99

### 1998-99 (4)

107-87 Florida State, 1-27-99

104-70 So. Carolina State, 12-27-98

132-57 North Texas, 12-23-98

113-46 Western Carolina, 11-14-98

### 1997-98 (4)

110-52 UNC Asheville, 12-22-97

104-66 UMBC, 12-13-97

117-70 Fla. International, 11-25-97

102-74 Mt. St. Mary's, 11-22-97

### 1996-97 (2)

103-73 vs. Pennsylvania, 1-21-97

108-67 Lafayette, 12-23-96

### 1995-96 (3)

118-55 Delaware State, 1-17-96

104-66 Md.-Eastern Shore, 12-28-95

104-79 American, 12-23-95

### 1994-95 (5)

138-72 Morgan State, 12-23-94

120-73 Towson, 12-12-94

113-53 Colgate, 12-8-94

102-77 UMBC, 12-5-94

102-64 Bucknell, 12-3-94

### 1993-94 (2)

102-70 NC State, 1-22-94

109-71 vs. Towson, 12-23-93

### 1992-93 (3)

109-69 Howard, 1-2-93

103-63 Morgan State, 12-26-92

103-80 UMBC, 12-1-92

### 1991-92 (2)

101-91 West Virginia, 12-7-91

115-60 UMES 11-26-91

### 1990-91 (1)

104-100 NC State, 1-26-91

### 1989-90 (5)

113-61 UMBC, 2-22-90

111-114 Duke (OT), 2-10-90

110-91 Alcorn State, 12-30-89

104-86 vs. George Mason, 12-22-89

105-74 Augusta College, 11-27-89

### 1987-88 (1)

101-51 Md.-Eastern Shore, 2-25-88

### 1986-87 (1)

117-51 Md.-Eastern Shore, 2-27-87

### 1983-84 (3)

102-77 vs. West Virginia, 3-17-84

104-69 Md.-Eastern Shore, 12-14-83

108-65 Johns Hopkins, 11-26-83

### 1982-83 (2)

101-90 at Duke, 2-21-83

106-94 North Carolina, 2-16-83

### 1980-81 (2)

114-89 Marshall, 12-29-80

109-83 Fairleigh Dickinson, 12-10-80

### 1979-80 (3)

101-82 Duke, 2-2-80

115-76 Miami-OH, 12-28-79

113-79 Catholic, 12-10-79

### 1978-79 (3)

128-103 Canisius, 12-23-78

124-110 NC State, 12-20-78

107-97 Bucknell, 11-24-78

### 1977-78 (2)

109-108 vs. NC State (3OT), 3-1-78

130-106 East Carolina, 12-7-77

### 1976-77 (1)

106-72 Bucknell, 12-22-76

### 1975-76 (7)

105-91 Wake Forest, 2-25-76

102-91 Duke, 2-7-76

102-84 NC State, 1-28-76

111-88 Long Island, 1-3-76

104-69 Seton Hall, 12-29-75

122-82 Boston U., 12-8-75

127-84 East Carolina, 11-29-75

### 1974-75 (8)

104-87 E. Tennessee, 3-1-75

103-82 at Duquesne, 2-23-75

104-80 at Duke, 2-8-75

103-85 NC State, 1-16-75

105-67 Georgia Tech, 12-27-74

113-49 DePauw, 12-12-74

104-71 vs. Georgetown, 12-10-74

106-81 Richmond, 11-18-74

### 1973-74 (8)

100-103 vs. NC State (OT), 3-9-74

105-85 vs. North Carolina, 3-8-74

110-75 Virginia, 3-2-74

104-83 Duke, 2-2-74

112-73 Fordham, 1-17-84

102-75 Holy Cross, 12-29-73

115-83 Georgetown, 12-11-73

106-57 Eastern Kentucky, 12-5-73

### 1972-73 (4)

100-73 Long Island, 1-23-73

105-76 Wake Forest, 1-22-73

107-80 at Canisius, 12-9-72

127-82 Brown, 11-29-72

### 1971-72 (5)

100-69 Niagara, 3-25-72

103-67 Western Kentucky, 12-29-71

102-79 at Holy Cross, 12-22-71

117-96 at G. Washington, 12-4-71

100-83 at Brown, 12-1-71

### 1970-71 (2)

111-77 Miami, 12-29-70

109-70 Buffalo, 12-5-70

### 1969-70 (1)

103-85 Clemson, 2-23-70

### 1965-66 (2)

107-92 West Virginia, 2-12-66

107-81 at G. Washington, 1-27-66

### 1959-60 (1)

103-80 Yale, 1-4-60

## OPPONENTS' 100-POINT GAMES

Total 100-Point Games: 33

Most in a Season: 5 (1990-91)

Most Consecutive 100-Point Games: 2 (1992-93;

1978-79; 1977-78; 1969-70)

### 2004-05 (2)

92-101 vs. George Washington, 12-4-04

75-109 at North Carolina, 1-8-05

### 1999-00 (1)

70-105 vs. UCLA, 3-18-00

### 1998-99 (1)

91-103 at Kentucky, 12-12-98

### 1997-98 (1)

72-104 vs. Duke, 1-3-98

### 1995-96 (1)

78-100 at Florida State, 2-10-96

### 1994-95 (2)

91-100 at Georgia Tech, 2-4-95

90-100 at North Carolina, 1-7-95

### 1992-93 (3)

66-102 vs. North Carolina, 3-13-93

85-105 at Florida State, 1-13-93

73-101 at North Carolina, 1-9-93

### 1990-91 (5)

91-114 at NC State, 2-27-91

81-101 at Duke, 2-9-91

104-100 NC State, 1-26-91

73-105 at North Carolina, 1-9-91

85-100 vs. Boston College, 12-3-90

### 1989-90 (2)

84-104 vs. Duke, 3-9-90

111-114 Duke (OT), 2-10-90

### 1987-88 (1)

82-104 at Georgia Tech, 2-17-88

### 1978-79 (3)

79-102 vs. North Carolina, 3-2-79

128-103 Canisius, 12-23-78

124-110 NC State, 12-20-78

### 1977-78 (3)

109-108 vs. NC State (3OT), 3-1-78

90-101 at G. Washington, 12-10-77

130-106 East Carolina, 12-7-77

### 1973-74 (1)

100-103 vs. NC State (OT), 3-9-74

### 1972-73 (1)

89-103 vs. Providence, 3-17-73

### 1970-71 (2)

76-100 North Carolina, 2-17-71

70-105 at North Carolina, 1-30-71

### 1969-70 (2)

68-101 South Carolina, 12-15-69

87-104 Wake Forest, 12-13-69

### 1968-69 (1)

87-107 at North Carolina, 2-1-69

### 1963-64 (1)

72-104 Duke, 2-8-64



# MD YEAR-BY-YEAR STATS

YEAR	--TOTAL--			--3PT--			FTM-FTA	.PCT	AST	BLK	STL	PF-DQ	OFF	DEF	TOTAL	TOTAL
	GP	FGM-FGA	.PCT	FGM-FGA	.PCT	REBS							REBS	REBS-AVG	PTS-AVG	
1950-51	27	481-1210	.398	—	—	450-663	.679	—	—	—	—	—	—	—	—	1412-52.3
1951-52	stats not available															1245-59.0
1952-53	23	487-1285	.379	—	—	432-698	.617	—	—	—	—	—	—	—	—	1406-61.1
1953-54	30	712-1661	.429	—	—	532-787	.648	—	—	—	—	—	—	—	—	1959-65.3
1954-55	24	563-1417	.398	—	—	447-682	.657	—	—	—	—	—	—	—	1178-49.0	1573-65.5
1955-56	24	550-1382	.398	—	—	500-744	.672	—	—	—	—	—	—	—	1158-48.3	1600-66.7
1956-57	26	597-1414	.422	—	—	486-679	.716	—	—	—	—	—	—	—	911-35.0	1680-64.6
1957-58	29	706-1698	.416	—	—	590-858	.688	—	—	—	—	—	—	—	1175-40.5	2004-69.1
1958-59	23	502-1262	.398	—	—	361-545	.655	—	—	—	—	—	—	—	889-38.7	1365-59.3
1959-60	23	548-1310	.418	—	—	399-534	.747	—	—	—	—	—	—	—	864-37.6	1495-65.0
1960-61	26	628-1482	.424	—	—	491-659	.745	—	—	—	—	—	—	—	1143-44.0	1747-67.2
1961-62	25	637-1476	.432	—	—	474-644	.736	—	—	—	—	—	—	—	1082-43.3	1748-69.9
1962-63	21	506-1272	.398	—	—	337-496	.679	—	—	—	332-na	—	—	—	888-42.3	1349-64.2
1963-64	26	714-1634	.437	—	—	397-572	.694	—	—	—	512-16	—	—	—	1058-40.7	1825-70.2
1964-65	26	726-1596	.455	—	—	457-634	.720	—	—	—	435-15	—	—	—	1162-44.7	1909-73.4
1965-66	25	705-1535	.459	—	—	381-560	.680	—	—	—	449-18	—	—	—	1107-44.3	1791-71.6
1966-67	25	637-1448	.439	—	—	350-479	.730	—	—	—	378-5	—	—	—	884-35.3	1624-64.9
1967-68	24	653-1678	.389	—	—	346-519	.667	—	—	—	457-21	—	—	—	1058-44.1	1652-68.8
1968-69	26	782-1842	.425	—	—	485-657	.738	—	—	—	487-15	—	—	—	1068-41.1	2049-78.8
1969-70	26	781-1709	.457	—	—	417-586	.712	337	—	—	458-17	—	—	—	1174-45.1	1979-76.1
1970-71	26	735-1650	.448	—	—	480-715	.671	302	—	—	442-13	—	—	—	1106-42.5	1950-75.0
1971-72	32	929-1877	.495	—	—	586-786	.746	443	—	—	490-10	—	—	—	1154-44.4	2444-76.4
1972-73	30	1089-2094	.520	—	—	435-606	.718	557	—	—	547-17	—	—	—	1361-45.4	2613-87.1
1973-74	28	1012-1983	.510	—	—	376-504	.746	450	—	—	492-10	—	—	—	1368-48.9	2400-85.7
1974-75	29	1049-1918	.547	—	—	509-672	.757	413	—	—	535-18	—	—	—	1261-43.5	2607-89.9
1975-76	28	996-1854	.537	—	—	477-629	.758	397	—	—	562-20	—	—	—	1126-43.5	2469-88.2
1976-77	27	850-1645	.516	—	—	415-566	.733	310	155	163	500-20	—	—	—	1059-40.2	2115-78.3
1977-78	28	935-1829	.509	—	—	433-599	.722	336	142	148	577-20	—	—	—	1188-38.8	2303-82.1
1978-79	27	954-1897	.503	—	—	430-600	.717	415	126	195	589-18	—	—	—	1154-42.4	2338-77.9
1979-80	30	985-1789	.551	—	—	511-706	.724	558	114	233	569-12	—	—	—	1089-38.5	2481-80.0
1980-81	31	943-1774	.532	—	—	467-649	.720	503	93	201	596-17	—	—	—	1095-35.1	2353-75.9
1981-82	29	651-1359	.479	—	—	476-634	.751	307	78	126	530-15	—	—	—	876-35.3	1778-61.3
1982-83	30	820-1672	.490	—	—	496-724	.685	375	88	105	619-25	—	—	—	1098-30.2	2222-74.1
1983-84	32	941-1745	.539	—	—	509-702	.725	548	100	148	578-15	—	—	—	1078-36.6	2391-74.7
1984-85	37	1038-2065	.503	—	—	526-708	.743	575	181	206	639-14	—	—	—	1184-33.7	2602-70.3
1985-86	33	911-1786	.510	—	—	500-686	.729	465	135	159	549-9	—	—	—	1030-32.0	2322-70.4
1986-87	26	674-1344	.501	122-290	.461	395-553	.714	423	143	130	474-15	200	524	769-31.2	1865-71.7	
1987-88	31	874-1633	.504	195-451	.430	407-606	.672	536	140	177	537-12	303	583	957-29.6	2350-75.8	
1988-89	29	760-1651	.460	88-311	.283	398-587	.672	427	125	159	529-15	309	615	1002-30.9	2006-69.2	
1989-90	33	1002-2073	.483	110-278	.396	633-893	.709	583	162	217	704-20	438	802	1351-34.6	2747-83.2	
1990-91	28	814-1795	.454	90-309	.291	527-772	.683	455	185	227	550-19	373	625	1098-39.2	2245-80.2	
1991-92	29	848-1880	.451	128-294	.325	526-751	.700	495	107	242	611-32	403	611	1092-37.7	2350-81.0	
1992-93	28	813-1907	.443	106-339	.313	439-653	.672	521	99	258	577-18	375	665	1116-39.9	2235-79.8	
1993-94	30	868-1901	.457	141-401	.352	522-766	.682	502	176	303	624-26	411	711	1193-39.8	2399-80.0	
1994-95	34	1035-2080	.498	179-508	.352	697-987	.706	641	168	302	632-15	476	804	1367-40.2	2946-86.7	
1995-96	30	860-1917	.449	185-544	.340	535-783	.683	529	88	329	652-15	405	664	1158-38.6	2440-81.3	
1996-97	32	836-1800	.465	118-378	.312	616-904	.681	518	112	274	600-18	346	793	1226-38.3	2406-75.2	
1997-98	32	908-1969	.461	166-476	.349	538-794	.678	602	158	275	637-28	369	793	1271-39.7	2520-78.8	
1998-99	34	1044-2108	.495	184-504	.365	601-857	.701	674	202	431	672-7	417	835	1343-39.5	2873-84.5	
1999-00	35	1001-2151	.465	195-553	.353	486-710	.685	667	235	355	637-13	418	820	1354-38.7	2683-76.7	
2000-01	36	1120-2313	.484	205-540	.380	622-894	.696	692	213	322	713-10	543	935	1478-41.1	3067-85.2	
2001-02	36	1083-2248	.482	217-580	.374	677-933	.726	714	216	302	640-8	473	1006	1479-41.1	3060-85.0	
2002-03	31	901-1940	.464	204-523	.390	466-654	.713	573	198	322	588-6	409	832	1241-40.0	2472-79.7	
2003-04	32	891-2021	.441	165-490	.337	530-840	.631	451	215	274	631-21	501	821	1322-41.3	2477-77.4	
2004-05	32	920-2094	.439	180-542	.332	600-826	.726	499	200	267	610-17	479	906	1385-43.3	2620-81.9	





# OPPONENT YEAR-BY-YEAR STATS

	/—TOTAL—/			/—3PT—/								OFF	DEF	TOTAL	TOTAL
YEAR	GP	FGM-FGA	PCT	FGM-FGA	PCT	FTM-FTA	PCT	AST	BLK	STL	PF-DQ	REBS	REBS	REBS-AVG	PTS-AVG
1950-51	27	510-na	—	—	—	400-663	.603	—	—	—	—	—	—	—	1420-52.6
1951-52	stats not available														1116-46.5
1952-53	23	369-na	—	—	—	515-788	.654	—	—	—	—	—	—	—	1256-54.3
1953-54	30	539-na	—	—	—	594-888	.668	—	—	—	—	—	—	—	1672-55.7
1954-55	stats not available														1486-61.9
1955-56	24	509-1470	.346	—	—	537-733	.732	—	—	—	—	—	—	977-40.7	1555-64.8
1956-57	26	553-1414	.391	—	—	484-729	.661	—	—	—	—	—	—	940-36.2	1590-61.5
1957-58	29	583-1687	.352	—	—	497-735	.676	—	—	—	—	—	—	1031-35.6	1671-57.6
1958-59	23	444-1201	.369	—	—	408-584	.697	—	—	—	—	—	—	814-35.4	1296-57.6
1959-60	23	529-1331	.397	—	—	343-490	.700	—	—	—	—	—	—	795-34.6	1407-56.3
1960-61	26	642-1676	.384	—	—	473-679	.697	—	—	—	—	—	—	1119-43.0	1757-61.2
1961-62	25	700-1669	.419	—	—	405-679	.649	—	—	—	489-	—	—	1115-44.6	1805-67.6
1962-63	21	614-1336	.460	—	—	276-624	.697	—	—	—	336-	—	—	879-41.9	1504-71.6
1963-64	26	736-1618	.455	—	—	509-396	.692	—	—	—	462-14	—	—	1145-44.0	1964-75.5
1964-65	26	686-1655	.415	—	—	417-735	.714	—	—	—	490-23	—	—	1021-30.3	1789-68.8
1965-66	25	649-1603	.405	—	—	415-584	.706	—	—	—	454-11	—	—	1029-41.2	1711-68.4
1966-67	25	644-1380	.467	—	—	340-588	.714	—	—	—	393-7	—	—	928-37.1	1628-65.1
1967-68	24	670-1533	.437	—	—	434-476	.701	—	—	—	419-12	—	—	1188-49.0	1744-73.9
1968-69	26	858-1846	.465	—	—	472-619	.725	—	—	—	488-18	—	—	1225-47.1	2188-84.1
1969-70	26	762-1695	.449	—	—	421-651	.680	—	—	—	472-13	—	—	1082-41.6	1945-74.7
1970-71	26	743-1625	.457	—	—	422-619	.703	308	—	—	544-24	—	—	1056-40.6	1908-73.4
1971-72	32	843-1933	.436	—	—	417-600	.687	302	—	—	607-30	—	—	1040-32.5	2107-65.8
1972-73	30	947-2023	.449	—	—	332-607	.686	363	—	—	598-23	—	—	1043-34.8	2226-74.2
1973-74	28	798-1993	.400	—	—	335-484	.705	278	—	—	513-11	—	—	1066-38.1	1931-69.0
1974-75	29	916-2075	.441	—	—	331-475	.694	355	—	—	634-28	—	—	999-34.5	2163-74.6
1975-76	28	867-1954	.444	—	—	346-477	.725	307	—	—	575-25	—	—	1024-36.6	2080-74.3
1976-77	27	804-1845	.436	—	—	393-489	.722	299	58	202	529-21	—	—	978-36.2	2001-74.1
1977-78	28	906-2001	.453	—	—	415-612	.678	363	60	227	563-14	—	—	1057-37.7	2227-79.5
1978-79	30	912-1923	.474	—	—	416-601	.692	402	99	240	576-17	—	—	1036-34.5	2240-74.7
1979-80	31	926-1952	.474	—	—	374-534	.700	476	83	231	662-31	—	—	1000-32.3	2226-71.8
1980-81	31	879-1860	.473	—	—	406-582	.698	454	76	254	613-27	—	—	954-30.8	2164-69.8
1981-82	31	666-1424	.468	—	—	372-548	.679	326	80	150	581-30	—	—	802-27.7	1704-58.8
1982-83	29	808-1783	.453	—	—	425-634	.670	385	78	144	655-22	—	—	1022-34.1	2141-71.4
1983-84	30	889-1922	.462	—	—	373-537	.694	465	66	170	644-32	—	—	996-31.1	2151-67.2
1984-85	32	981-2136	.459	—	—	440-637	.691	510	84	192	681-26	—	—	1222-33.0	2404-65.0
1985-86	33	873-1820	.480	—	—	420-575	.730	457	78	187	639-16	—	—	1017-30.0	2166-65.6
1986-87	26	728-1521	.479	113-245	.561	336-491	.684	425	61	193	497-12	298	520	871-33.5	1905-73.3
1987-88	31	840-1744	.482	126-318	.396	421-589	.715	488	60	203	567-	347	599	1010-32.6	2227-71.8
1988-89	29	798-1722	.463	125-339	.369	431-615	.701	475	72	171	531-13	330	604	1024-34.6	2152-74.2
1989-90	33	911-2122	.429	175-490	.357	566-811	.698	535	103	238	692-25	466	676	1244-37.7	2563-77.7
1990-91	28	817-1827	.447	161-465	.346	427-631	.677	475	128	179	595-18	384	645	1114-39.8	2222-79.4
1991-92	29	829-1763	.470	164-440	.373	467-729	.641	460	152	165	612-18	378	656	1130-39.0	2289-78.9
1992-93	28	813-1812	.449	163-446	.313	437-661	.661	521	170	203	544-17	408	694	1186-42.4	2226-79.5
1993-94	30	798-1846	.432	168-526	.319	433-640	.640	448	145	213	632-17	367	687	1148-38.3	2197-73.2
1994-95	34	923-2098	.440	241-685	.352	427-651	.656	511	573	220	727-34	398	647	1142-33.6	2514-73.9
1995-96	30	780-1730	.451	195-537	.363	533-731	.729	429	155	195	594-21	321	693	1114-37.1	2288-76.3
1996-97	32	752-1857	.405	195-601	.325	437-654	.668	425	122	229	669-29	335	666	1092-34.1	2136-66.8
1997-98	32	799-1957	.408	220-667	.330	488-740	.660	421	113	233	638-33	398	721	1209-37.8	2306-72.1
1998-99	34	772-1991	.388	213-703	.303	502-763	.658	447	104	279	706-26	410	690	1209-35.6	2259-66.4
1999-00	35	844-2098	.402	218-659	.331	480-705	.681	491	140	295	650-14	494	802	1296-37.0	2386-68.2
2000-01	36	888-2196	.404	242-705	.343	587-829	.708	444	144	262	738-10	507	792	1299-36.1	2605-72.4
2001-02	36	920-2304	.399	227-717	.317	485-712	.681	489	128	256	741-15	508	839	1347-37.4	2552-70.9
2002-03	31	704-1864	.378	208-646	.322	453-647	.700	399	135	217	591-0	430	726	1156-37.3	2069-66.7
2003-04	32	774-1910	.405	228-623	.366	532-739	.720	409	141	247	696-26	420	813	1233-38.5	2308-72.1
2004-05	32	854-2096	.407	239-695	.344	485-726	.668	447	163	267	663-21	467	811	1278-39.9	2432-76.0



# ALL-TIME RESULTS

Game-by-game results for every Maryland basketball season since 1910-11. Maryland was known as Maryland Agricultural College until 1915, and as Maryland State College from 1916-1919. Maryland's conference affiliations: Atlantic Coast Conference since 1953-54, and the Southern Conference from 1923-24 to 1952-53.

An all-college basketball team was formed in 1904-05, and played just two games. Due to a fire in 1912 which burnt the armory and college gymnasium, the team that was fielded in 1913-14 did not have a regular home, practiced only three times all season and lost 16 games. Another team was not fielded until 1918-19.

In 1918-19, Maryland State participated in the District Intercollegiate Basketball League, in which all games were played at the Washington YMCA. Another season would not be conducted until Maryland opened its new facility at The Gymnasium, inside Annapolis Hall, in 1923-24. It is considered to be the school's first "varsity" team.

Home games were played at The Gymnasium from 1923-24 to 1930-31. Home games were played at Ritchie Coliseum from 1931-32 to 1954-55. Home games from 1955-56 through 2001-02 were played at Cole Field House. Beginning in 2002-03, Maryland moved to Comcast Center.

Maryland and opponent Associated Press rankings are in brackets — AP polls began in 1948-49. From 1960-61 to 1967-68, the Associated Press ranked only the nation's top 10 teams.

\* indicates conference games.

## H. BURTON SHIPLEY



**24 Seasons**  
**1923-24 to**  
**1946-47**  
**Rec.: 243-199**  
**Conf.: 124-91**

### 1923-24

Record: 5-7 H: 3-6 A: 1-0 N: 1-1  
SC: 1-2, 11th place

	George Washington	W	41-22
	Gallaudet	W	42-28
	Catholic	L	13-30
F5	* No. Carolina	L	20-26
	* Virginia	L	13-26
F9	at Richmond	W	24-22
	Catholic	L	14-20
	George Washington	L	19-20
	* Washington & Lee	W	22-21
	VMI	L	12-21
	VMI	W	34-19
F29	Georgia	L	25-29

1-SoCon Tournament at Atlanta, Ga.

### 1924-25

Record: 12-5 H: 7-2 A: 4-2 N: 1-1  
SC: 3-1, 4th place

	* Virginia	W	24-18
	at Columbia	W	24-23
	at Stevens Institute	W	21-19
	at Navy	L	16-23
	Lafayette	W	30-15
	at Catholic	W	18-14
	Stevens Institute	W	21-17
J31	* No. Carolina	L	16-21
	Gallaudet	W	25-14
	Washington College	L	16-27
	at Princeton	L	24-38
	City College of NY	W	22-16
	* South Carolina	W	38-22
	* at Virginia	W	36-25
F26	Alabama	W	27-21
F27	NC State	L	18-30
	Catholic	W	27-17

1-SoCon Tournament at Atlanta, Ga.

### 1925-26

Record: 14-3 H: 10-1 A: 4-1 N: 0-1  
SC: 7-1, 4th place

	* Washington & Lee	W	40-27
	at Navy	W	21-12
J12	Richmond	W	30-14
	* at VMI	W	30-21
	* at Washington & Lee	W	33-20
	* at Virginia Tech	W	19-17
	* at Virginia	L	28-34
F9	* No. Carolina	W	23-22
	West Virginia	W	25-15
	Duke	W	41-20
	* Virginia	W	30-21
	Princeton	W	32-26
	Gallaudet	W	40-13
	Washington College	W	30-26
	Stevens Institute	L	24-27
	* Virginia Tech	W	30-14
F26	Mississippi	L	19-22

1-SoCon Tournament at Atlanta, Ga.

### 1926-27

Record: 10-10 H: 7-2 A: 3-7 N: 0-1  
SC: 6-4, 9th place

	at American	L	16-21
	* Washington & Lee	W	44-32
J4	at Michigan	L	25-39
	* at Virginia	L	17-22
	at Navy	L	30-32
	Washington College	L	18-22
	* Georgia	W	34-33
	Gallaudet	W	39-26
	Stevens Institute	W	27-18
F7	* No. Carolina	W	28-20
F8	* No. Carolina	L	23-32
F9	at Pennsylvania	W	26-21
	* at Washington & Lee	L	32-34

	* at VMI	W	32-15
	* Virginia (OT)	W	29-28
	* at NC State	L	23-38
	at Washington College	L	16-21
	Western Maryland	W	32-25
F19	* at No. Carolina	W	23-19
F25	Georgia	L	22-27

1-SoCon Tournament at Atlanta, Ga.

### 1927-28

Record: 14-4 H: 11-0 A: 3-4  
SC: 8-1, 3rd place (tie)

D19	* Washington & Lee	W	38-24
J12	* at Virginia Tech	W	29-20
J13	* at Washington & Lee	W	31-28
J14	* at VMI	W	23-9
J18	Gallaudet	W	45-20
J19	* Kentucky	W	37-7
J20	at Johns Hopkins	L	20-22
J25	St. John's (Annapolis)	W	25-22
J27	* Virginia	W	26-20
J30	Stevens Institute	W	31-24
F4	at Navy	L	26-30
F8	at Pennsylvania	L	26-35
F10	* NC State	W	36-24
F13	* at Virginia	L	12-34
F17	Washington College	W	22-20
F21	Johns Hopkins	W	23-19
F23	* Virginia Tech	W	30-10
F24	Western Maryland	W	30-29

### 1928-29

Record: 7-9 H: 3-5 A: 4-3 N: 0-1  
SC: 2-5, 21st place

D20	William & Mary	W	30-20
D22	at Pennsylvania	L	18-30
J9	Randolph Macon	L	20-33
J15	* at Virginia	W	30-22
J18	Johns Hopkins	L	23-25
J26	St. John's (Annapolis)	W	20-18
F1	* Virginia	L	22-25
F2	* Washington & Lee	L	22-47
F4	* at Virginia Tech	L	29-39
F5	* at VMI	W	20-37
F6	* at Washington & Lee	L	18-42
F8	* No. Carolina	L	22-28
F13	at Navy	W	30-27
F15	Western Maryland	W	32-17
F23	at Johns Hopkins	W	19-18
M1	Mississippi	L	35-37

1-SoCon Tournament at Atlanta, Ga.

### 1929-30

Record: 16-6 H: 10-3 A: 6-2 N: 0-1  
SC: 9-5, 10th place

D13	William & Mary	W	27-23
J9	* Duke	L	27-28
J11	Catholic	W	37-30
J14	* Virginia	W	54-20
J17	Johns Hopkins	W	41-24
J22	at Navy	W	43-39
J25	* Virginia Tech	W	44-27
F1	* NC State	L	26-28
F3	* Washington & Lee	L	25-29
F6	Western Maryland	W	37-18
F8	* No. Carolina	W	36-33
F11	* at Virginia Tech	W	34-23
F12	* at VMI	W	44-25
F13	* at Washington & Lee	L	21-36
F15	* Virginia	W	51-29
F18	* at NC State	W	21-19
F19	* at No. Carolina	W	29-22
F20	* at Duke	L	24-39
F22	at Johns Hopkins	W	39-24
F22	* VMI	W	39-21
F25	St. John's (Annapolis)	W	42-25
F28	Kentucky	L	21-26

1-SoCon Tournament at Atlanta, Ga.

### 1930-31

Record: 18-4 H: 10-2 A: 4-2 N: 4-0  
SC: 8-1, 2nd place, SoCon Tournament Champion

J7	Gallaudet	W	38-29
J9	* at VMI	W	35-18
J10	* at Washington & Lee	W	36-21
J15	* Duke	W	32-24
J17	Loyola (Md.)	L	30-33
J22	at Johns Hopkins	W	33-20
J30	* VMI	W	44-20
J31	* Virginia Tech	W	33-16
F2	* at Virginia	L	31-34

F3	* Washington & Lee	W	28-17
F6	at Catholic	W	24-21
F10	* No. Carolina	W	33-31
F11	Washington College	L	32-33
F13	* Virginia	W	34-21
F14	Western Maryland	W	45-35
F17	St. John's (Annapolis)	W	32-27
F21	at Navy	L	33-36
F25	Johns Hopkins	W	31-22
F27	Louisiana State	W	37-33
F28	No. Carolina	W	19-17
M2	Georgia	W	26-25
M3	Kentucky	W	29-27

1-SoCon Tournament at Atlanta, Ga.

### 1931-32

Record: 16-4 H: 11-1 A: 5-2 N: 0-1

SC: 9-1, SoCon Regular Season Co-Champion			
D30	at Wisconsin	L	30-32
J11	Loyola (Md.)	L	27-28
J15	* at Washington & Lee	W	42-38
J16	* at VMI	W	43-28
J20	Navy	W	26-15
J21	* at Virginia	W	36-31
J23	at Johns Hopkins	W	33-26
J26	* VMI	W	38-20
J30	* Virginia Tech	W	51-16
F3	Catholic	W	39-34
F6	* No. Carolina	W	26-25
F10	Washington College	W	36-16
F12	Western Maryland	W	25-15
F13	* Virginia	W	46-18
F15	* Washington & Lee	W	49-19
F17	St. John's (Annapolis)	W	24-20
F19	* at No. Carolina	L	26-32
F20	* at Duke (OT)	W	20-18
F23	Johns Hopkins	W	38-24
F26	Florida	L	24-39

1-SoCon Tournament at Atlanta, Ga.

1-SoCon Tournament at Atlanta, Ga.

### 1932-33

Record: 11-9 H: 10-2 A: 1-6 N: 0-1

SC: 7-3, 3rd place			
D23	Wisconsin	L	13-22
J7	* at Virginia Tech	W	40-20
J12	* Duke	W	30-28
J13	* at VMI	L	29-30
J14	* at Washington & Lee	L	40-43
J18	at Johns Hopkins	L	27-37
J21	* Virginia Tech	W	37-21
J25	at Catholic	L	27-29
J28	at Navy	L	21-59
J31	* at Virginia	L	19-26
F3	* No. Carolina	W	42-29
F4	Georgia	L	36-40
F8	Washington College	W	35-27
F9	* Virginia	W	37-28
F11	* Washington & Lee	W	46-28
F14	* VMI	W	45-29
F16	St. John's (Annapolis)	W	34-22
F18	Western Maryland	W	37-32
F22	Johns Hopkins	W	35-31
F24	South Carolina	L	28-65
1-SoCon Tournament at Raleigh, N.C. (Memorial Auditorium)			

1-SoCon Tournament at Raleigh, N.C. (Memorial Auditorium)

### 1933-34

Record: 11-8 H: 9-4 A: 2-3 N: 0-1

SC: 6-1, 3rd place			
D18	Michigan	W	29-25
D30	Indiana	L	17-30
J5	at West Virginia	L	24-26
J11	• Duke	W	37-33
J13	• at Virginia Tech	W	29-24
J20	• Virginia Tech	W	34-32
J24	at Johns Hopkins	L	32-35
J26	• at Virginia	W	43-20
J30	• No. Carolina	L	24-28
F2	Catholic	W	33-25
F3	at Navy	L	27-46
F6	• Virginia	W	28-25
F9	Richmond	L	33-44
F10	Western Maryland	W	49-33
F13	• VMI	W	36-27
F15	St. John's (Annapolis)	L	32-37
F17	Washington College	W	44-33
F21	Johns Hopkins	W	32-19
M1	Washington & Lee <sup>1</sup>	L	37-45
1-SoCon Tournament at Raleigh, N C (Memorial Auditorium)			

1-SoCon Tournament at Raleigh, N.C. (Memorial Auditorium)

### 1934-35

Record: 8-10 H: 6-8 A: 2-2

SC: 4-3, 5th place			
D20	Indiana	L	29-30
D29	Ohio State	W	50-41
J2	West Virginia	L	29-39
J4	* South Carolina	W	35-21
J8	* VMI	W	39-24
J11	* Duke	L	39-48
J16	Washington College	W	43-27
J18	* No. Carolina	L	31-39
J30	at Navy	L	36-43
F2	* Virginia	W	44-24
F9	Richmond	L	26-56
F12	at Catholic	L	29-45
F16	* Washington & Lee	L	29-33
F20	* at Virginia	W	33-32
F26	at Johns Hopkins	W	41-35
M2	St. John's (Annapolis)	L	17-24
M6	Johns Hopkins	W	52-25
M11	Georgetown	L	24-25

### 1935-36

Record: 14-6 H: 9-3 A: 4-2 N: 1-1

SC: 4-3, 4th place			
J7	* VMI	W	44-29
J10	* at Washington & Lee	L	27-30
J11	* at VMI	W	53-32
J15	at Navy	W	32-20
J18	Richmond	W	28-24
J21	Baltimore City College	W	55-33
J23	Washington College	W	46-34
J25	* No. Carolina	L	32-44
J30	William & Mary	W	41-39
F1	* Duke	W	38-34
F6	* Virginia	W	40-34
F10	at West Virginia	L	26-51
F11	* Washington & Lee	L	54-55
F12	St. John's (Annapolis)	W	40-28
F15	Catholic	L	29-40
F18	at Washington College	W	56-30
F19	Johns Hopkins	W	45-40
F21	at Georgetown	W	47-39
M5	Duke	W	47-35
M6	Washington & Lee	L	32-38
1-SoCo Tournament at Raleigh, N C (Memorial Auditorium)			

1-SoCon Tournament at Raleigh, N.C. (Memorial Auditorium)



F5	• Washington & Lee	W	36-32
F10	• William & Mary	W	45-38
F11	• VMI	W	43-33
F12	Catholic	W	49-33
F16	at Washington College	W	43-42
F19	Dickinson College	W	57-27
F21	Johns Hopkins	W	56-30
F23	St. John's (Annapolis)	W	38-29
M4	The Citadel	W	45-43
M5	Duke	L	32-35

1-SoCon Tournament at Raleigh, N.C. (Memorial Auditorium)

### 1938-39

Record: 15-9 H: 9-2 A: 4-6 N: 2-1

RECORD: 10-9 W, 2-2 L, 4-0 N, 2-1 SC: 8-3, 2nd place (tie).			
SoCon Tournament Finalist			
D13	• at Richmond	L	34-39
D15	• Clemson	W	45-35
D16	• Davidson	W	44-27
J4	at Pennsylvania	L	24-36
J7	at Army	L	25-45
J11	at Navy	L	37-47
J13	• Duke	W	37-34
J14	Hampden-Sydney	W	34-25
J20	• No. Carolina	W	34-32
J26	Virginia	W	31-21
F2	• at Duke	W	60-44
F3	• at No. Carolina	W	66-41
F4	• at NC State	L	40-46
F8	Georgetown	L	25-39
F11	• Washington & Lee	W	39-37
F14	• William & Mary	L	49-57
F15	at St. John's (Annapolis)	W	48-20
F18	• VMI	W	53-35
F20	at Catholic	W	40-38
F22	at Geo. Washington	L	24-37
F24	Washington College	W	47-37
M2	Richmond <sup>1</sup>	W	47-32
M3	at NC State <sup>1</sup>	W	53-29
M4	Clemson <sup>1</sup>	L	27-39
1-SoCon Tournament at Raleigh, N.C. (Memorial Auditorium)			

1-SoCon Tournament at Raleigh, N.C. (Memorial Auditorium)

### 1939-40

Record: 14-9 H: 9-2 A: 4-6 N: 1-1

SC: 7-5, 5th place			
D12	Western Maryland	W	48-32
D14	Randolph Macon	W	47-16
J1	• Clemson	W	53-26
J3	at Pennsylvania	L	34-41
J4	at Rutgers	W	51-39
J5	at Rhode Island	L	53-59
J9	• Duke	W	32-30
J13	• Richmond	W	35-19
J17	at Georgetown	W	28-27
J19	• Virginia Tech	W	49-41
J20	• Washington & Lee	L	25-44
J26	• at NC State	W	43-36
J27	• at Clemson	L	30-48
J29	• at South Carolina	L	30-33
J30	• at Duke	L	37-48
F3	Johns Hopkins	W	49-36
F7	• at VMI	W	60-33
F8	• at Washington & Lee	L	19-39
F17	Catholic	W	46-31
F20	• VMI	W	27-25
F22	George Washington	L	26-44
F26	Washington & Lee	W	43-30
M1	Duke	L	32-44
1-Southern Conference Tournament at Raleigh N.C. (Memorial Auditorium)			

1-Southern Conference Tournament at Raleigh, N.C. (Memorial Auditorium)

### 1940-41

Record: 1-21 H: 1-10 A: 0-11

SC: 0-13, 15th place			
D14	• Richmond	L	36-48
D17	at Johns Hopkins	L	24-38
D19	• Clemson	L	34-48
J8	at Pennsylvania	L	32-43
J11	• Duke	L	26-40
J14	• at Washington & Lee	L	41-59
J15	• at VMI	L	30-64
J17	at Georgetown	L	34-51
J24	• No. Carolina	L	36-55
J31	• at Richmond	L	17-38
F1	• Duke	L	17-43
F3	• at No. Carolina	L	29-44
F5	at Navy	L	27-52
F6	at Virginia	L	18-47
F8	• Washington & Lee	L	15-42
F10	at Geo. Washington	L	28-61
F14	• William & Mary	L	40-58
F15	Connecticut	L	43-52
F18	• VMI	L	27-41
F19	Rutgers	L	45-50
F21	• Virginia Tech	L	39-48
F22	Washington College	W	26-18

### 1941-42

Record: 7-15 H: 4-5 A: 3-10

SC: 3-8, 12th place (tie)			
D13	* at Richmond	W	41-23
D16	* at William & Mary	L	34-39
D19	at West Virginia	L	36-63
D30	at Seton Hall	L	15-59
D31	at City College of NY	L	40-57
J2	at St. John's	L	48-64
J9	at Virginia	W	35-34
J10	* at Duke	L	33-37
J16	Washington College	W	28-25
J21	at Georgetown	W	51-42
J24	* George Washington	L	29-47
J29	Virginia	W	36-26
F2	* at VMI	L	41-46
F3	* at Washington & Lee	L	44-52
F7	* Washington & Lee	L	28-30
F11	at Navy	L	47-61
F13	* William & Mary	W	42-42
F14	West Virginia	L	27-41
F18	at Army	L	32-44
F20	* No. Carolina	L	30-34
F25	* Duke	L	46-64
F27	* VMI	W	39-36

### 1942-43

Record: 8-8 H: 5-3 A: 3-5

SC: 5-5, 9th place			
D10	• Richmond	W	32-28
J1	• No. Carolina	W	47-40
J9	Virginia	W	53-49
J13	at Pennsylvania	L	49-51
J15	• at Washington & Lee	L	40-50
J16	• at VMI	L	34-35
J23	• at Geo. Washington	L	43-48
J30	at Navy	W	63-54
F6	at Army	L	40-44
F12	• Duke	L	43-46
F13	• Washington & Lee	W	55-35
F15	at Virginia	W	56-42
F16	• at No. Carolina	W	40-31
F20	Georgetown	L	36-46
F23	• William & Mary	W	51-36
F25	• VMI	L	35-36

### 1943-44

Record: 4-14 H: 3-6 A: 1-7 N: 0-1

SC: 2-1, 4th place			
D11	Quantico Marines	L	33-59
D17	Marshall	L	39-46
D21	Bainbridge Navy	L	20-52
J8	at Virginia	L	20-52
J15	• VMI	W	43-36
J22	Hampden-Sydney	L	43-51
J24	at Bainbridge Navy	L	25-78
J26	Fort Belvoir	L	29-60
J29	Catholic	W	33-31
F5	Virginia	L	26-49
F8	at Catholic	L	33-53
F9	Woodrow Gen. Hospital	W	48-26
F12	• at Richmond	L	34-65
F18	at Woodrow Gen. Hospital	L	25-35
F19	• at VMI	W	31-29
F24	at NC State	L	23-42
F26	at Navy	L	35-69
M1	at Army	L	22-85

1-SoCon Tournament at Raleigh, N.C. (Memorial Auditorium)

### 1944-45

Record: 2-14 H: 1-5 A: 1-8 N: 0-1

SC: 2-5, 9th place			
D21	Gallaudet	L	26-27
J5	* at No. Carolina	L	28-53
J6	* at Duke	L	24-51
J8	* at NC State	L	32-46
J10	at Navy	L	33-70
J13	* VMI	W	46-28
J18	Marine Corps Institute	L	34-50
J20	* NC State	L	42-57
J27	Hampden-Sydney	L	42-43
F3	at Virginia	L	26-57
F5	* at VMI	L	27-35
F10	Virginia	L	33-61
F17	* at William & Mary	W	53-46
F22	Duke	L	49-76
F27	at U.S. Merchant Marines	L	41-54
F28	at Army	L	34-54
1-SoCo Tournament at Raleigh, N.C. (Memorial Auditorium)			

1-SoCon Tournament at Raleigh, N.C. (Memorial Auditorium)

### 1945-46

Record: 9-12 H: 8-4 A: 1-7 N: 0-1

SC: 5-4, 5th place			
D18	Manne Corps Institute	W	61-46
D20	Marshall	L	43-50
D21	Quantico Marines	L	47-50
J4	• at Duke	L	25-59
J5	• at NC State	W	47-39
J7	• at No. Carolina	L	28-64
J16	at Navy	L	35-44
J19	• NC State	W	37-33
J23	at Virginia	L	45-48
J25	• Duke	W	43-38
J26	Hampden-Sydney	W	35-32
F2	• George Washington	W	48-35
F8	• No. Carolina	L	31-33
F9	Virginia	W	37-36
F14	U.S. Merchant Marines	W	43-39
F16	• Richmond	W	37-31
F20	• at William & Mary	L	36-42
F23	West Virginia	L	33-35
F26	at U.S. Merchant Marines	L	31-48
F27	at Army	L	25-52
M1	• No. Carolina	L	27-54

1-Southern Conference Tournament at Raleigh, N.C. (Memorial Auditorium)

### 1946-47

Record: 14-10 H: 9-3 A: 5-6 N: 0-1

SC: 9-5, 5th place			
D14	at West Virginia	L	43-81
D17	Western Maryland	W	49-39
D18	Johns Hopkins	W	41-36
J3	at Quantico Marines	W	62-48
J4	• at No. Carolina	L	42-58
J8	• Richmond	L	39-41
J10	• George Washington	W	44-43
J16	• at Washington & Lee	W	65-60
J17	• at Virginia Tech	W	57-49
J18	• at VMI	W	61-50
J22	at Navy	L	27-55
J24	• No. Carolina	W	61-57
J31	• Washington & Lee	W	59-50
F4	Georgetown	W	55-49
F10	• George Washington	L	48-63
F15	• at Richmond	L	49-68
F17	• Virginia Tech	W	55-42
F18	• Duke	L	38-40
F19	at U.S. Merchant Marines	L	47-73
F24	at Army	W	57-54
F26	• The Citadel	W	52-40
M1	• VMI	W	53-45
M12	at Pennsylvania	L	54-80
M13	NC State <sup>1</sup>	L	43-55
1-SoCon Tournament at Durham, N.C. (Duke Indoor Stadium)			

1-SoCon Tournament at Durham, N.C. (Duke Indoor Stadium)

## FLUCIE STEWART



3 Seasons  
1947-48 to  
1949-50  
Rec.: 27-48  
Conf.: 22-27

### 1947-48

Record: 11-14 H: 6-4 A: 5-9 N: 0-1

SC: 9-7, 4th place			
D11	at Western Maryland	W	63-58
D12	Loyola (Md.)	L	52-63
D16	• Davidson	W	59-58
D17	• at Washington & Lee	L	64-70
D18	• at VMI	W	53-46
D20	at Johns Hopkins	W	64-53
J3	• at No. Carolina	L	46-70
J5	• at Duke	L	42-53
J7	at Georgetown	L	40-52
J10	• Clemson	W	49-42
J12	at Virginia	L	44-64
J14	at Navy	L	47-51
J16	• South Carolina	W	68-54
J17	• VMI	W	63-48
J31	at Army	L	44-48
F7	• Washington & Lee	W	64-38
F11	• at Geo. Washington	L	49-65
F13	• No. Carolina	L	47-51
F16	Virginia	L	56-68
F19	• Richmond	W	60-53
F21	• at South Carolina	W	54-53
F23	• at Clemson	W	63-61
F26	• at Richmond	L	62-64

M1	• George Washington	L	35-59
M4	Davidson	L	51-58

1-SoCon Tournament at Durham, N.C. (Duke Indoor Stadium)

### 1948-49

Record: 9-18 H: 4-5 A: 5-11 N: 0-2

SC: 8-7, 7th place			
D4	at Temple	L	49-67
D9	• Virginia Tech	W	60-51
D11	at Loyola (Md.)	L	75-77
D13	• Richmond	L	45-54
D16	Virginia	L	47-53
D18	• Clemson	W	74-50
J3	• at No. Carolina	L	47-55
J4	• Davidson <sup>1</sup>	L	49-52
J7	at Virginia	L	43-79
J10	at Georgetown	L	51-53
J12	at Pennsylvania	L	67-81
J22	at Navy	L	46-52
J26	• George Washington	L	54-66
J28	at Miami-OH	W	43-42
J29	at Miami-OH	L	48-58
F2	at Cincinnati <sup>2</sup>	L	33-70
F4	• at VMI	W	53-45
F5	• at Washington & Lee	W	66-60
F8	• South Carolina	W	79-49
F11	• No. Carolina	L	52-66
F17	Georgetown	L	52-56
F19	• at South Carolina	W	57-56
F20	• at Clemson	L	49-68
F24	• at Richmond	W	66-51
F26	• at Geo. Washington	L	42-61
F28	• VMI	W	70-55
M3	No. Carolina <sup>3</sup>	L	61-79

1-at Charlottesville, Va. (Memorial Gymnasium); 2-at Cincinnati, Ohio (Music Hall); 3-SoCon Tournament at Durham, N.C. (Duke Indoor Stadium)

### 1949-50

Record: 7-18 H: 6-6 A: 1-12

SC: 5-13, 13th place			
D3	• at Virginia Tech	L	57-63
D5	at Tennessee	L	40-61
D6	at Virginia	L	56-66
D10	• Washington & Lee	W	65-46
D14	at Pennsylvania	L	52-54
D16	• Clemson	L	55-60
D17	at Navy	L	62-75
D19	Ohio Wesleyan	L	71-75
J2	• at No. Carolina	L	53-55
J3	• at Duke	L	46-58
J7	at Georgetown	W	71-65
J10	• William & Mary	L	52-56
J12	• at Richmond	L	49-59
J14	• George Washington	L	51-72
J21	• at William & Mary	L	56-64
F1	• VMI	W	65-53
F3	• No. Carolina	L	56-69
F6	• at VMI	L	61-62
F10	• Duke	W	67-57
F13	• South Carolina	L	56-61
F14	Virginia	W	70-52
F18	• Davidson	W	64-61
F21	• Richmond	W	67-48
F24	• at South Carolina	L	44-59
F25	• at Clemson	L	68-70



F11	[11]	Washington & Lee	W	76-43
F13	[11][16]	at Navy (DT)	W	61-60
F15	[11]	Wake Forest	W	74-53
F16	[11][14]	• Duke	L	61-68
F18	[11]	Georgetown	W	53-50
F23	[11]	at Geo. Washington	L	57-70
F25	[11]	William & Mary	W	74-55
M4	[17]	Clemson <sup>2</sup>	W	75-59
M5	[17]	Wake Forest (OT) <sup>2</sup>	L	56-64

1-All-American City Tournament at Owensboro, Ky.  
2-ACC Tournament at Raleigh, N.C. (Reynolds Coliseum)

### 1954-55

Record: 17-7 H: 7-2 A: 7-4 N: 3-1

ACC: 10-4, 3rd place				
D4		Georgetown	W	60-43
D7	[17]	• Duke	W	49-47
D10	[17]	Wake Forest (OT)	L	58-62
D14		at Virginia	W	72-69
D17		at Duke	L	61-68
D18		at No. Carolina	W	70-60
D27		Texas Tech <sup>1</sup>	W	56-54
D28		Rhode Island <sup>1</sup>	W	83-66
D30		Cincinnati <sup>1</sup>	W	78-61
J4	[11]	South Carolina	W	68-51
J6	[11]	• Virginia	W	78-65
J8	[11]	at Clemson	W	71-63
J10	[11]	at South Carolina	W	68-52
J13	[11][2]	• NC State	W	68-64
J18	[6]	at Geo. Washington	L	53-75
J29	[8]	at Navy	W	60-54
F5	[12]	at William & Mary	W	67-62
F8	[11][6]	George Washington	L	67-73
F12	[11]	• No. Carolina	W	63-61
F15	[11]	Clemson	W	68-66
F19	[11][7]	at NC State	L	58-78
F21	[11]	at Wake Forest	L	71-75
F25	[17]	at Georgetown (2OT)	W	57-49
M3	[18]	Virginia (OT) <sup>2</sup>	L	67-68

1-All-American City Tournament at Owensboro, Ky.  
2-ACC Tournament at Raleigh, N.C. (Reynolds Coliseum)

### 1955-56

Record: 14-10 H: 9-5 A: 5-4 N: 0-1

ACC: 7-7, 5th place				
D2		• Virginia	W	67-55
D8		William & Mary	W	52-51
D10		Wake Forest	W	61-51
D15	[12]	Kentucky	L	61-62
D17	[11]	• No. Carolina	L	62-68
D29	[16]	Michigan State <sup>1</sup>	L	75-95
D30		St. Francis <sup>1</sup>	W	75-66
J4		• South Carolina	W	76-57
J5	[7]	George Washington	W	62-48
J7		at Clemson	W	71-63
J9		at South Carolina	W	59-53
J12	[3]	• NC State	L	64-73
J14	[6]	at Duke	L	62-76
J16	[9]	at No. Carolina	L	55-64
J21		at Georgetown (DT)	W	62-57
F4		Navy	W	80-61
F7	[8]	• Duke	L	70-82
F11	[19]	at Geo. Washington	W	67-46
F14		Clemson	W	81-69
F18	[5]	at NC State	W	71-62
F20		at Wake Forest	L	60-76
F23		at Virginia	L	60-73
F25		Georgetown	W	72-61
M1	[11]	Duke <sup>2</sup>	L	69-94

1-Mid-Winter Festival at College Park, Md. (Cole Field House); 2-ACC Tournament at Raleigh, N.C. (Reynolds Coliseum)

### 1956-57

Record: 16-10 H: 8-2 A: 5-6 N: 3-2

ACC: 9-5, 2nd place				
D1		at Virginia	W	67-63
D6		Fordham	L	62-68
D10		Wake Forest	W	59-53
D15	[3]	at Kentucky	L	55-76
D17	[6]	at No. Carolina	L	61-70
D30		Montana State <sup>1</sup>	W	89-72
D31		New Mexico A&M <sup>1</sup>	L	43-45
J1		Virginia <sup>1</sup>	W	43-39
J4		at Clemson	W	59-52
J5		at South Carolina	L	60-68
J10	[15]	• Duke	W	62-51
J12		at Geo. Washington	W	68-48
J14		• South Carolina	W	66-59
J16		Georgetown	W	82-69
J19		• NC State	W	79-66
J31	[19]	at Duke	L	60-72
F2		George Washington	W	84-67
F5	[1]	• No. Carolina (2OT)	L	61-65
F12		at Wake Forest	W	85-64
F16		at NC State	W	56-49
F18	[17]	at Wake Forest	L	58-62

F23		at Navy	L	55-56
F25		• Clemson	W	74-65
F27		at Georgetown	W	62-59
M7		Virginia <sup>2</sup>	W	71-68
M8		South Carolina <sup>2</sup>	L	64-74

1-All-American City Tournament at Owensboro, Ky.; 2-ACC Tournament at Raleigh, N.C. (Reynolds Coliseum)

### 1957-58

Record: 22-7 H: 10-1 A: 6-4 N: 6-2

ACC: 9-5, 4th place. ACC Tournament Champion  
Postseason: NCAA East Region 3rd place, AP No. 6, UPI No. 6

D4		George Washington	W	64-55
D7		at Fordham	W	61-58
D9		Kentucky	W	71-62
D13		Wake Forest	W	72-58
D18	[6]	Navy	W	88-58
D28	[6]	Vanderbilt <sup>1</sup>	W	71-56
D30	[6]	Memphis State (3OT) <sup>1</sup>	L	46-47
J3	[7]	at South Carolina	W	72-59
J4	[7]	at Clemson	L	66-73
J8	[11]	• Duke	W	74-49
J11	[11][3]	• No. Carolina	W	74-61
J14	[8]	at Georgetown	W	55-45
J20	[8][20]	• NC State	L	48-57
F1	[9]	at Navy	W	64-51
F7	[8]	at Virginia	W	87-66
F8	[8]	at Wake Forest	W	74-67
F13	[9]	Clemson	W	72-54
F15	[9][10]	at NC State (3OT)	L	64-69
F18	[14]	• Virginia	W	69-56
F21	[14][7]	at Duke	L	59-68
F22	[14][16]	at No. Carolina	L	59-66
F26	[17]	Georgetown	W	56-46
M1	[17]	• South Carolina	W	99-59
M6	[17]	Virginia <sup>2</sup>	W	70-66
M7	[17][6]	Duke (OT) <sup>2</sup>	W	71-65
M8	[17][13]	No. Carolina <sup>2</sup>	W	86-74
M11	[6]	Boston College <sup>1</sup>	W	86-63
M14	[6][5]	Temple <sup>4</sup>	L	67-71
M15	[6]	Manhattan <sup>4</sup>	W	59-55

1-Sugar Bowl Tournament at New Orleans, La. (Loyola Field House); 2-ACC Tournament at Raleigh, N.C. (Reynolds Coliseum); 3-NCAA East Region First Round at New York, N.Y. (Madison Square Garden); 4-NCAA East Regional at Charlotte, N.C. (Charlotte Coliseum)

### 1958-59

Record: 10-13 H: 7-3 A: 2-8 N: 1-2

ACC: 7-7, 3rd place (tie)				
D3		• NC State	L	53-55
D6		at Northwestern	L	52-66
D10		• Virginia	W	63-56
D15	[2]	at Kentucky (DT)	L	56-58
D17		Navy	L	50-53
D20		Wake Forest	W	68-65
D29	[7]	Mississippi State <sup>1</sup>	L	45-56
D30		Loyola (Md.) <sup>1</sup>	W	54-50
J7		• Duke	W	64-31
J9		at South Carolina	W	59-41
J10		at Clemson	L	46-55
J14		Georgetown	W	61-53
J17		at Duke	L	69-78
F4	[2]	at No. Carolina	L	57-64
F7		at Wake Forest	L	53-56
F10		G. Washington (OT)	L	65-66
F14	[6]	at NC State	L	37-53
F16		Clemson	W	77-58
F18		at Virginia	L	50-62
F21	[1]	• No. Carolina	W	69-51
F25		at Georgetown	W	67-56
F27		• South Carolina	W	75-45
M5		Virginia <sup>2</sup>	L	65-66

1-Sugar Bowl Tournament at New Orleans, La. (Loyola Field House); 2-ACC Tournament at Raleigh, N.C. (Reynolds Coliseum)

### 1959-60

Record: 15-8 H: 8-2 A: 7-5 N: 0-1

ACC: 9-5, 3rd place				
D3		at Geo. Washington	W	64-57
D9		• Virginia	W	70-62
D14		Georgetown	W	59-48
D18		Wake Forest	L	47-54
D28	[9]	Indiana <sup>1</sup>	L	63-72
D29		Fordham <sup>1</sup>	W	76-54
J4		Yale	W	103-80
J8		• South Carolina	W	85-52
J13		at Georgetown	L	51-66
J16		at Duke	W	56-48
J18		• NC State	W	63-53
J20		at Navy	W	51-50
F3	[17]	• No. Carolina	L	66-75
F6		at Wake Forest	L	64-65
F10		at Virginia	W	44-43
F13		at NC State	L	46-48

F15		• Clemson	W	70-55
F18		• Duke	W	71-61
F20		G. Washington (DT)	W	86-84
F23		at No. Carolina	L	64-81
F26		at Clemson (2 OT)	W	66-59
F27		at South Carolina	W	72-55
M3		at NC State <sup>2</sup>	L	58-74

1-Blue Grass Festival at Louisville, Ky. (Kentucky State Fairgrounds Pavilion); 2-ACC Tournament at Raleigh, N.C. (Reynolds Coliseum)

### 1960-61

Record: 14-12 H: 9-2 A: 3-8 N: 2-2

ACC: 6-8, 5th place				
D1		Penn State	W	64-47
D3		at Virginia	W	57-52
D6		George Washington	W	80-68
D10		at Minnesota	W	64-53
D14	[12]	at Georgetown	W	78-67
D17	[12]	• Wake Forest	L	60-72
D29	[11]	No. Carolina <sup>1</sup>	L	57-81
D30	[10]	at NC State <sup>1</sup>	L	67-75
J31		Wyoming <sup>1</sup>	W	84-77
D7		• South Carolina	W	72-58
J11		Georgetown	W	55-47
J14	[8]	at Duke	L	62-70
J16	[7]	• No. Carolina	L	52-58
J18		Navy	W	63-62
J21		• NC State	W	75-57
F2	[5]	at No. Carolina	L	56-63
F4		at Wake Forest	L	69-78
F10		at Clemson	L	59-76
F11		at South Carolina	L	61-64
F13		at NC State	L	66-83
F16	[3]	• Duke	W	76-71
F18		at Geo. Washington	L	44-63
F22		• Virginia	W	77-62
F25		• Clemson (DT)	W	82-80
M2		Clemson <sup>2</sup>	W	91-75
M3		Wake Forest <sup>2</sup>	L	76-98

1-Dixie Classic at Blacksburg, Va. (Virginia Tech Coliseum); 2-Evansville Holiday Tournament at Evansville, Ind. (Roberts Stadium); 3-ACC Tournament at Raleigh, N.C. (Reynolds Coliseum)

### 1961-62

Record: 8-17 H: 4-6 A: 4-8 N: 0-3

ACC: 3-11, 7th place				
D2		at Penn State	L	65-71
D6		Georgetown (2OT)	L	78-79
D12		• NC State (OT)	L	68-73
D15		Minnesota	W	75-69
D16	[3]	• Wake Forest	W	79-62
D18		at Virginia	W	91-70
D29		Mississippi State <sup>1</sup>	L	62-64
D30		Louisville <sup>1</sup>	L	64-83
J3		at Geo. Washington	W	67-56
J6		• South Carolina	L	77-88
J10		at Georgetown	W	83-70
J13	[10]	at Duke	L	68-84
J16		George Washington	W	81-67
J20		at NC State	L	61-68
J22		at Miami	W	71-68
F3		at Navy	L	58-67
F6		• No. Carolina	W	79-62
F9		at South Carolina	L	68-85
F10		at Clemson	L	61-73
F13	[7]	• Duke	L	53-79
F17		at Wake Forest	L	78-81
F19		at No. Carolina	L	67-70
F21		• Virginia	L	68-72
F24		Clemson	L	68-75
M1	[8]	Duke <sup>2</sup>	L	58-71

1-Sugar Bowl Tournament at New Orleans, La. (Loyola Field House); 2-ACC Tournament at Raleigh, N.C. (Reynolds Coliseum)

### 1962-63

Record: 8-13 H: 5-6 A: 3-6 N: 0-1

ACC: 4-10, 6th place (tie)				
D1		Penn State	L	61-62
D4		at Georgetown	L	70-79
D9	[2]	at Duke	L	56-92
D11		• NC State (OT)	L	74-76
D15		at Virginia	W	67-61
D19		Wake Forest	L	74-85
J5		• South Carolina	W	68-63
J7		George Washington	W	74-72
J12		Navy	W	67-61
J14	[10]	• No. Carolina	L	56-78
J19		at NC State	L	59-79
F1		at Geo. Washington	W	68-67
F4		Georgetown	W	73-72
F7		at No. Carolina	L	68-82
F9		at Clemson	L	60-62
F11		at South Carolina	W	51-44
F14		at Wake Forest	L	54-75
F16		• Virginia	L	69-71
F19	[2]	• Duke	L	70-76
F23		Clemson	W	69-67

F28		Wake Forest <sup>1</sup>	L	41-80
-----	--	--------------------------	---	-------

1-ACC



J11	• at Duke	L 85-96
J13	• Clemson	W 83-78
J16	• Virginia	L 77-78
F1	[2] • at No. Carolina	L 87-107
F5	• NC State	L 81-86
F8	West Virginia	W 91-84
F10	• Duke	L 83-93
F12	at Navy	L 68-72
F15	• at Virginia	L 78-84
F19	[3] • No. Carolina	L 86-88
F22	• at Clemson	W 84-83
M1	at Georgetown	W 83-78
M6	[13] South Carolina	L 71-92

1-Marshall Invitational at Huntington, W. Va. (Memorial Field House); 2-Charlotte Invitational at Charlotte, N.C. (Charlotte Coliseum); 3-at Greensboro, N.C. (Greensboro Coliseum); 4-ACC Tournament at Charlotte, N.C. (Charlotte Coliseum)

## CHARLES 'LEFTY' DRIESELL



17 Seasons  
1969-70 to  
1985-86  
Rec.: 348-159  
Conf.: 122-100

### 1969-70

Record: 13-13 H: 10-4 A: 3-7 N: 0-2

ACC: 5-9, 6th

D1	Buffalo	W 97-77
D3	at Geo. Washington	W 92-71
D10	at Princeton	L 67-75
D13	• Wake Forest	L 87-104
D15	[8] • South Carolina	L 68-101
D19	Army	L 54-69
D20	Fordham	W 94-71
D29	Delaware	W 94-58
J2	[15] • NC State	L 57-91
J3	• at Wake Forest	W 96-88
J7	West Virginia	W 83-76
J10	[3] • at South Carolina	L 44-55
J12	• at Clemson	W 75-68
J14	Navy	W 73-57
J24	Maine	W 97-68
J28	• Duke	W 52-50
J31	[9] • No. Carolina	L 69-77
F4	[5] • at NC State	L 54-64
F7	Georgetown	W 81-71
F11	• at Virginia	L 69-71
F18	[13] • at No. Carolina	L 83-90
F21	• at Duke	L 76-87
F23	Clemson	W 103-85
F25	at West Virginia	L 78-83
F28	• Virginia	W 79-71
M5	[19] NC State	L 57-67

1-Maryland Invitational Tournament at College Park, Md. (Cole Field House); 2-at Greensboro, N.C. (Greensboro Coliseum); 3-ACC Tournament at Charlotte, N.C. (Charlotte Coliseum)

### 1970-71

Record: 14-12 H: 11-4 A: 3-7 N: 0-1

ACC: 5-9, 6th place (tie)

D1	Delaware	W 86-73
D5	Buffalo	W 109-70
D8	Lehigh	W 85-66
D12	• Wake Forest	W 72-71
D16	[2] • at South Carolina	L 70-96
D19	at Georgetown	L 79-92
D22	Tampa	W 80-72
D29	Miami	W 111-77
J2	Richmond	W 99-67
J6	• NC State	L 81-83
J9	[2] • South Carolina (OT)	W 31-30
J11	• Clemson	W 56-52
J23	George Washington	W 69-67
J27	at Loyola (Md.)	W 88-69
J30	[20] • at No. Carolina	L 79-105
F3	• at NC State	L 61-71
F6	• at Duke	W 88-79
F10	• at Virginia	L 63-78
F13	• Duke	L 67-70
F17	[8] • No. Carolina	L 76-100
F20	at Seton Hall	W 56-55
F23	• at Clemson (OT)	L 45-51
F27	West Virginia	L 81-83
M2	• at Wake Forest	L 66-72
M6	• Virginia (OT)	W 89-84
M11	[6] South Carolina	L 63-71

1-ACC Tournament at Greensboro, N.C. (Greensboro Coliseum)

### 1971-72

Record: 27-5 H: 14-0 A: 7-4 N: 6-1

ACC: 8-4, 2nd place (tie)

ACC Tournament Finalist

Postseason: NIT Champion, AP No. 14, UPI No. 11		
D1	[6]	Brown W 100-83
D4	[6]	at Geo. Washington W 117-96
D8	[5]	• at Virginia L 57-78
D13	[5]	Georgetown W 79-46
D17	[15]	Canisius W 86-77
D20	[15]	at Loyola (Md.) W 73-60
D22	[15]	at Holy Cross W 102-79
D29	[16]	Western Kentucky <sup>1</sup> W 103-67
D30	[16]	[9] St. John's <sup>1</sup> W 90-69
J5	[12]	• NC State W 83-70
J8	[12]	• at Clemson L 61-63
J10	[12]	• at Wake Forest <sup>2</sup> W 49-46
J22		at Navy W 85-60
J25	[18]	Buffalo W 82-58
J29	[18]	[3] • at No. Carolina L 72-92
J31	[18]	• at NC State W 66-65
F5		• Duke W 77-58
F9	[20]	Duquesne W 85-71
F12		at Long Island W 78-60
F16	[19]	[3] • No. Carolina (DT) W 79-77
F19	[19]	• Clemson W 67-57
F22	[12]	Richmond W 76-61
F26	[12]	• at Duke L 59-68
M1	[18]	• Wake Forest (DT) W 64-56
M4	[18]	[12] • Virginia W 45-42
M9	[13]	Clemson <sup>3</sup> W 54-52
M10	[13]	[15] Virginia <sup>3</sup> W 62-57
M11	[13]	[3] • No. Carolina <sup>3</sup> L 64-73
M18	[14]	St. Joseph's <sup>4</sup> W 67-55
M20	[14]	Syracuse <sup>4</sup> W 71-65
M23	[14]	Jacksonville <sup>4</sup> W 91-77
M25	[14]	Niagara <sup>4</sup> W 100-69

1-Maryland Invitational at College Park, Md. (Collegiate Field House); 2-at Greensboro, N.C. (Greensboro Coliseum); 3-ACC Tournament at Greensboro, N.C. (Greensboro Coliseum); 4-National Invitation Tournament at New York, N.Y. (Madison Square Garden)

1-Maryland Invitational at College Park, Md. (Cole Field House); 2-at Greensboro, N.C. (Greensboro Coliseum); 3-ACC Tournament at Greensboro, N.C. (Greensboro Coliseum); 4-National Invitation Tournament at New York, N.Y. (Madison Square Garden)

### 1972-73

Record: 23-7 H: 12-1 A: 8-4 N: 3-2

ACC: 7-5, 3rd place

ACC Tournament Finalist

No. 10			
N29	[3]	Brown	W 127-82
D2	[3]	at Richmond	W 82-50
D9	[3]	at Canisius	W 107-80
D12	[3]	at Georgetown	W 99-73
D22	[2]	George Washington	W 88-79
D29	[2]	Georgia Tech <sup>1</sup>	W 90-55
D30	[2]	Syracuse <sup>1</sup>	W 90-76
J2	[2]	Kent	W 76-58
J6	[2]	• at Clemson	W 79-75
J9	[2]	• Virginia	W 83-74
J14	[2]	[3] • NC State	L 85-87
J20	[3]	at Navy	W 76-67
J22	[3]	• Wake Forest	W 105-76
J23	[4]	Long Island	W 100-73
J27	[4]	[3] • No. Carolina	W 94-88
J31	[3]	[2] • at NC State	L 78-89
F3	[3]	• at Duke	L 81-85
F8	[9]	at Fordham	W 83-72
F11	[9]	Buffalo	W 93-64
F14	[10]	[6] • at No. Carolina	L 85-95
F17	[10]	• Clemson	W 69-66
F21	[8]	at Duquesne	W 81-71
F24	[8]	• Duke	W 96-68
F28	[9]	• at Wake Forest	L 60-82
M3	[9]	• at Virginia	W 92-81
M8	[10]	Clemson <sup>2</sup>	W 77-61
M9	[10]	Wake Forest <sup>2</sup>	W 73-65
M10	[10]	[2] NC State <sup>2</sup>	L 74-76
M15	[8]	[14] Syracuse <sup>3</sup>	W 91-75
M17	[8]	[4] Providence <sup>3</sup>	L 89-103
1-Maryland Invitational at College Park, Md. (College Field House); 2-ACC Tournament at Greensboro, N.C. (Greensboro Coliseum); 3-NCAA East Regional at Charlotte, N.C. (Charlotte Coliseum)			

1-Maryland Invitational at College Park, Md. (Cole Field House); 2-ACC Tournament at Greensboro, N.C. (Greensboro Coliseum); 3-NCAA East Regional at Charlotte, N.C. (Charlotte Coliseum)

### 1973-74

Record: 23-5 H: 12-1 A: 7-3 N: 4-1

ACC: 9-3, 2nd place (tie)

ACC Tournament Finalist

Postseason: AP No. 4, UPI No. 4				
D1	[4]	[1]	at UCLA	L 64-65
D5	[4]		Eastern Kentucky	W 106-57
D11	[4]		Georgetown	W 115-83
D21	[2]		San Francisco <sup>1</sup>	W 78-60
D22	[2]		Santa Clara <sup>1</sup>	W 53-32
D29	[2]		Holy Cross <sup>2</sup>	W 102-75
D30	[2]		Boston College <sup>2</sup>	W 58-37
J2	[3]		at Richmond	W 96-60
J5	[3]		• Clemson	W 89-60
J11	[3]		• at Wake Forest	W 72-59

J13	[3] [4] • at NC State	L 74-80
J17	[4] Fordham	W 112-73
J19	[4] at Navy	W 72-50
J22	[5] Canisius	W 86-73
J26	[5] [4] • at No. Carolina	L 73-82
J30	[6] [2] • NC State	L 80-86
F2	[6] • Duke	W 104-83
F6	[7] • at Virginia	W 88-81
F9	[7] George Washington	W 92-71
F13	[6] [4] • No. Carolina	W 91-80
F16	[6] • at Clemson	W 56-54
F20	[5] Duquesne	W 98-72
F23	[5] • at Duke	W 64-61
F27	[5] • Wake Forest	W 77-68
M2	[5] • Virginia	W 110-75
M7	[4] Duke	W 85-66
M8	[4] [6] No. Carolina	W 105-85
M9	[4] [1] NC State (OT)	L 100-103

1-Cable Car Classic at Oakland, Calif. (Oakland Coliseum); 2-Maryland Invitational at College Park, Md. (Cole Field House); 3-at Landover, Md. (Capital Centre); 4-ACC Tournament at Greensboro, N.C. (Greensboro Coliseum)

### 1974-75

Record: 24-5 H: 12-2 A: 10-1 N: 2-2

ACC: 10-2, ACC Regular Season Champion

Postseason: NCAA Elite Eight, AP No. 5, UPI No. 5

N18	[4] Richmond	W 106-81
D4	[4] • at Wake Forest	W 99-78
D7	[4] Long Island	W 99-84
D10	[5] Georgetown	W 104-71
D12	[5] DePaul	W 113-49
D21	[5] George Washington	W 81-67
D27	[5] Georgia Tech	W 105-67
D28	[5] [3] UCLA	L 75-81
J2	[7] Appalachian State	W 96-50
J4	[7] [19] Notre Dame	W 90-82
J8	[5] • Duke	W 83-77
J11	[5] [19] • Wake Forest	W 89-73
J16	[5] [4] • NC State	W 103-85
J18	[5] at Navy	W 87-73
J22	[3] • at Clemson	L 82-83
J25	[3] [14] • No. Carolina	L 66-69
F1	[8] [2] • at NC State	W 98-97
F4	[4] • at Virginia	W 86-79
F6	[4] at Fordham	W 65-46
F8	[4] • at Duke	W 104-90
F15	[3] • at No. Carolina	W 96-74
F19	[3] • at Virginia	W 70-51
F23	[3] at Duquesne	W 103-82
F26	[2] [11] • Clemson	W 70-64
M1	[2] E. Tennessee State	W 104-87
M6	[2] [8] NC State	L 85-87
M18	[4] Creighton	W 83-79
M20	[4] [9] Notre Dame	W 83-71
M22	[4] [3] Louisville	L 82-96

1-at Landover, Md. (Capital Centre); 2-Maryland Invitational at College Park, Md. (Cole Field House); 3-ACC Tournament at Greensboro, N.C. (Greensboro Coliseum); 4-NCAA Midwest Region First Round at Lubbock, Texas (Memorial Coliseum); 5-NCAA Midwest Regional at Las Cruces, N.M. (Pan American Center)

### 1975-76

Record: 22-6 H: 13-2 A: 8-3 N: 1-1

ACC: 7-5, 2nd place (tie)

Postseason: AP No. 11, UPI No. 13

N29	[3] East Carolina	W 127-84
D3	[2] DePaul	W 99-42
D6	[2] at Richmond	W 98-71
D8	[2] Boston University	W 122-82
D10	[2] Georgia Tech	W 93-65
D20	[2] Fordham	W 81-56
D22	[2] UNC Charlotte	W 70-60
D29	[2] Seton Hall	W 104-69
D30	[2] Princeton	W 66-59
J3	[2] Long Island	W 111-88
J7	[2] at Geo. Washington	W 82-72
J10	[2] [7] • at Wake Forest	L 83-96
J14	[2] [13] • at NC State	W 87-69
J17	[2] at Navy	W 87-69
J21	[2] • Clemson	L 77-82
J25	[2] [5] • at No. Carolina (OT)	L 93-95
J28	[7] [8] • NC State	W 102-84
J31	[7] [10] at Notre Dame	W 69-63
F4	[5] • at Virginia	W 69-66
F7	[5] • Duke	W 102-91
F11	[4] [3] • No. Carolina	L 69-81
F14	[4] • at Clemson	W 98-89
F18	[7] at Georgetown	W 72-63
F21	[7] • at Duke	L 67-69
F25	[10] • Wake Forest	W 105-91
F28	[10] • Virginia	W 81-73
M4	[9] Duke (OT)	W 80-78
M5	[9] Virginia	L 65-73

1-Maryland Invitational at College Park, Md. (Cole Field House); 2-at Greensboro, N.C. (Greensboro Coliseum); 3-ACC Tournament at Landover, Md. (Capital Centre)

### 1976-77

Record: 19-8 H: 15-4 A: 3-3 N: 1-1

ACC: 7-5, 4th place

N27	[8] Notre Dame (OT)	L 79-80
N30	[16] Ball State	W 86-70
D2	[16] Long Island	W 43-45
D4	[16] Princeton	W 58-45
D8	[17] East Carolina	W 80-69
D12	[17] [19] DePaul	W 92-74
D18	[14] Appalachian State	W 76-74
D22	[15] Bucknell	W 106-72
D28	[16] Xavier	W 84-74
D29	[16] [18] Syracuse	W 96-85
J4	[15] Richmond	W 90-87
J8	[15] [10] • Wake Forest (OT)	L 85-86
J9	[15] • NC State	W 87-80
J15	[14] Navy	W 62-54
J19	[13] • at Clemson	L 71-93
J22	[13] [4] • No. Carolina	L 71-93
J27	• at NC State	W 75-73
J29	George Washington	L 76-86
F2	• Virginia	W 82-67
F5	• at Duke (OT)	W 65-64
F9	[14] • at No. Carolina	L 70-97
F12	[15] • Clemson	W 84-78
F15	Pittsburgh	W 88-75
F19	• Duke	W 85-72
F22	[11] • at Wake Forest	W 81-80
F26	• at Virginia	L 68-77
M3	NC State	L 72-82

1-Maryland Invitational at College Park, Md. (Cole Field House); 2-at Landover, Md. (Capital Centre); 3-at Greensboro, N.C. (Greensboro Coliseum); 4-ACC Tournament at Greensboro, N.C. (Greensboro Coliseum)

### 1977-78

Record: 15-13 H: 10-4 A: 1-8 N: 4-1

ACC: 3-9, 6th place

N25	[14] Bucknell	W 95-62
N27	[14] American	W 78-65
N28	[14] Georgetown	W 91-87
D1	[14] Penn State	W 89-80
D7	[12] East Carolina	W 130-106
D10	[12] at Geo. Washington	L 90-101
D17	[18] Long Island	W 94-64
D21	[20] Army	W 99-77
D28	[14] Western Kentucky	W 91-78
D29	[14] Georgia Tech	W 65-63
J4	[15] • Duke	L 78-88
J7	[15] • at Wake Forest	L 75-84
J11	[16] • at NC State	L 82-88
J14	Air Force	W 74-73
J16	• Clemson	W 90-75
J21	[5] • at No. Carolina	L 71-85
J25	• NC State	L 73-80
J29	[5] at Notre Dame	L 54-69
F1	[11] • at Virginia	L 64-66
F4	UNLV	W 81-68
F8	[7] • No. Carolina	L 64-66
F11	• at Clemson	W 80-75
F16	at Pittsburgh (OT)	L 86-89
F18	[20] • at Duke	L 70-81
F22	• Wake Forest	W 91-89
F25	• Virginia	L 70-79
M1	NC State (3OT)	W 109-108
M2	[15] Duke	L 69-81

1-Tip Off Tournament at Landover, Md. (Capital Centre); 2-at Hershey, Pa. (Hershey Park Arena); 3-Maryland Invitational at College Park, Md. (Cole Field House); 4-at Greensboro, N.C. (Greensboro Coliseum); 5-ACC Tournament at Greensboro, N.C. (Greensboro Coliseum)

### 1978-79

Record: 19-11 H: 12-4 A: 4-4 N: 3-3</



M5	[20]	Duke <sup>3</sup>	W	56-53
M6	[20]	[4] Virginia <sup>3</sup>	W	85-62
M7	[20]	[12] No. Carolina <sup>3</sup>	L	60-61
M12	[18]	Tenn.-Chattanooga <sup>4</sup>	W	81-69
M14	[18]	[9] Indiana <sup>4</sup>	L	64-99

1-Camer Classic at Syracuse, N.Y. (Camer Dome);  
2-Maryland Invitational at College Park, Md. (Cole Field House); 3-ACC Tournament at Landover, Md. (Capital Centre); 4-NCAA Midwest Region First and Second Round at Dayton, Ohio (Dayton Arena)

**1981-82**

Record: 16-13 H: 13-3 A: 2-8 N: 1-2

ACC: 5-9, 5th place

Postseason: NIT Second Round

N27		St. Peter's	W	49-42
N29		Lafayette	W	82-58
D2		Long Island	W	87-79
D5		George Mason	W	74-62
D7		UMES	W	76-64
D9		Towson	W	75-59
D12		• at NC State	L	53-74
D19		Ohio University	W	90-64
D23		• Georgia Tech	L	43-45
D29	[16]	at UCLA	L	57-90
J5	[1]	• No. Carolina	L	50-66
J9		• at Duke	W	40-36
J12	[3]	• at Virginia (OT)	L	40-45
J16		• Clemson	W	62-57
J20		Canisius	W	91-73
J23		at Notre Dame	L	51-55
J27		at William & Mary	W	50-43
J30		• at Georgia Tech	L	63-64
F3	[13]	• Wake Forest	W	61-56
F6		• Duke	W	77-60
F7		Hofstra	W	94-59
F11	[2]	• at No. Carolina	L	56-59
F13		• at Clemson	L	66-75
F20		• at Wake Forest <sup>1</sup>	L	42-48
F24		• NC State	L	38-52
F27	[1]	• Virginia (OT)	W	47-46

M5 No. Carolina<sup>3</sup> L 28-40  
M12 Richmond<sup>3</sup> W 66-50  
M15 Georgia<sup>3</sup> L 69-83  
1-at Greensboro, N.C. (Greensboro Coliseum); 2-ACC Tournament at Greensboro, N.C. (Greensboro Coliseum); 3-National Invitation Tournament at New York, N.Y. (Madison Square Garden)

**1982-83**

Record: 20-10 H: 14-3 A: 5-4 N: 1-3

ACC: 8-6, 3rd place (tie)

Postseason: NCAA Second Round

N27		Penn State <sup>1</sup>	L	79-97
D1		UMES	W	91-70
D4		at Canisius	W	67-66
D8		St. Joseph's	L	56-64
D11		Duquesne	W	85-64
D14		Towson	W	66-56
D23	[3]	UCLA (OT)	W	80-79
J3		American	W	73-71
J5		William & Mary	W	56-51
J8	[4]	• Virginia	L	64-83
J12	[11]	• at No. Carolina	L	71-72
J15		• Duke	L	67-86
J19		• at Clemson	W	80-61
J22		Notre Dame	W	68-67
J26		at Holy Cross <sup>2</sup>	W	55-53
J29		• NC State	W	86-81
J31		Navy	W	98-73
F2		Old Dominion	W	87-67
F5		• Georgia Tech	W	77-68
F9		• at Wake Forest <sup>3</sup>	L	66-79
F16	[3]	• No. Carolina	W	106-94
F19		• Clemson	W	92-88
F21		• at Duke	W	101-90
F23		• at Georgia Tech	L	60-70
F26		• Wake Forest	W	83-75
M3		• at NC State	W	67-58
M7	[2]	• at Virginia	L	81-83
M11		Georgia Tech (OT) <sup>4</sup>	L	58-64
M17	[15]	Tenn.-Chattanooga <sup>5</sup>	W	52-51
M22	[1]	Houston <sup>5</sup>	L	50-60

1-at Baltimore, Md. (Baltimore Arena); 2-at Worcester, Mass. (Worcester Centrum); 3-at Greensboro, N.C. (Greensboro Coliseum); 4-ACC Tournament at Atlanta, Ga. (Omni); 5-NCAA First and Second Round at Houston, Texas (The Summit)

**1983-84**

Record: 24-8 H: 13-2 A: 6-4 N: 2-2

ACC: 9-5, 2nd place, ACC Tournament Champion  
Postseason: NCAA Sweet Sixteen, AP No. 11, UPI No. 10

N26	[8]	Johns Hopkins	W	108-65
D1	[6]	Ohio State <sup>1</sup>	L	68-72
D3	[6]	Canisius	W	77-55
D6	[11]	Penn State <sup>2</sup>	W	67-58
D10	[11]	at Duquesne	W	78-67

D14	[9]	UMES	W	104-69
D24	[8]	[6] Boston College	W	89-76
D29	[6]	Randolph Macon <sup>3</sup>	W	58-52
D30	[6]	La Salle <sup>3</sup>	W	96-83
J4	[5]	[12] • at NC State	W	59-55
J7	[9]	William & Mary	W	58-44
J12	[5]	[1] • No. Carolina	L	62-74
J14	[5]	• at Duke	W	81-75
J17	[7]	• Clemson	W	85-72
J21	[7]	at Old Dominion	W	69-58
J28	[9]	at Notre Dame	L	47-52
J31	[10]	• at Virginia	W	67-66
F4	[10]	[18] • at Georgia Tech (OT)	L	70-71
F8	[13]	[14] • Wake Forest (OT) <sup>4</sup>	L	87-90
F11	[13]	• Duke	L	94-89
F13	[13]	Dayton	W	61-59
F18		• at Clemson (3OT)	W	66-65
F19	[1]	• at No. Carolina	L	63-78
F23		• Georgia Tech	W	79-74
F26	[15]	• Wake Forest	W	90-79
F29	[19]	• NC State	W	63-50
M4	[19]	• Virginia	W	74-65
M9	[14]	NC State <sup>5</sup>	W	69-63
M10	[14]	[19] Wake Forest <sup>5</sup>	W	66-64
M11	[14]	[16] Duke <sup>5</sup>	W	74-62
M17	[11]	West Virginia <sup>5</sup>	W	102-77
M22	[11]	[6] Illinois <sup>7</sup>	L	70-72

1-at East Rutherford, N.J. (Brendan Byrne Arena); 2-at Hershey, Pa. (Hershey Park Arena); 3-Maryland Invitational at College Park, Md. (Cole Field House); 4-at Greensboro, N.C. (Greensboro Coliseum); 5-ACC Tournament at Greensboro, N.C. (Greensboro Coliseum); 6-NCAA Midwest Region Second Round at Birmingham, Ala. (Birmingham Coliseum); 7-NCAA Midwest Regional at Lexington, Ky. (Rupp Arena)

**1984-85**

Record: 25-12 H: 14-2 A: 7-6 N: 4-4

ACC: 8-6, 4th place (tie)

Postseason: NCAA Sweet Sixteen

N23	[19]	Kansas <sup>1</sup>	L	56-58
N24		at Ala.-Anchorage <sup>1</sup>	W	54-52
N25		Tennessee <sup>1</sup>	W	72-49
D1		West Virginia	W	56-47
D5		Cleveland State	W	95-84
D8		at Alabama	W	59-54
D11		Ohio State	W	76-73
D13		UMES	W	87-48
D22		at Loyola (Md.)	W	81-74
D25		Iowa (OT) <sup>2</sup>	W	78-68
D27		at Hawaii <sup>2</sup>	W	79-71
D28	[10]	Georgia Tech <sup>2</sup>	L	69-70
J2	[19]	[17] • NC State	W	58-56
J5	[19]	at Dayton	L	63-67
J9	[5]	• at No. Carolina	L	74-75
J14	[2]	• Duke (OT)	W	78-76
J16		• Clemson	W	94-84
J19		at UNLV	L	76-78
J21		Holy Cross	W	99-75
J26		Notre Dame	W	77-65
J27	[14]	Villanova	W	77-74
J30	[17]	• Virginia	W	71-58
F2	[17]	[8] • Georgia Tech	L	60-72
F4	[17]	Old Dominion	W	87-75
F6	[20]	• at Wake Forest	W	64-62
F9	[20]	[5] • at Duke	L	62-70
F13	[20]	[13] • No. Carolina	L	54-60
F17	[20]	• at Clemson	L	64-71
F19	[20]	[8] • at Georgia Tech	L	43-48
F21		Towson	W	91-38
F24		• Wake Forest	W	69-66
F27	[16]	• at NC State	W	71-70
M3		• at Virginia	W	60-55
M8	[7]	Duke <sup>3</sup>	L	73-86
M15		Miami-OH (OT) <sup>4</sup>	W	69-68
M17		Navy <sup>4</sup>	W	64-59
M22		Villanova <sup>5</sup>	L	43-46

1-Great Alaska Shootout at Anchorage, Alaska (Sullivan Arena); 2-Rainbow Classic at Honolulu, Hawaii (Blaisdell Center); 3-ACC Tournament at Atlanta, Ga. (Omni); 4-NCAA Southeast Region First and Second Round at Dayton, Ohio (Dayton Arena); 5-NCAA Southeast Regional at Birmingham, Ala. (Birmingham Coliseum)

**1985-86**

Record: 19-14 H: 10-5 A: 6-7 N: 3-2

ACC: 6-8, 6th place

Postseason: NCAA Second Round

N23	[19]	Northeastern	W	84-72
N26	[17]	at George Mason	W	81-80
N30	[17]	at Ohio State	L	66-78
D3		Fairleigh Dickinson	W	74-51
D5		William & Mary	W	77-48
D7	[14]	UNLV	L	61-64
D12		at West Virginia	W	42-41
D13		Towson	W	91-58
D21		Alabama	W	60-58
D28		Stanford <sup>1</sup>	W	67-65
D29		at Hawaii-Pacific <sup>1</sup>	W	92-85

J4		• Duke	L	75-81
J7		Randolph Macon	W	74-50
J11		• at Georgia Tech	L	67-68
J14	[1]	• No. Carolina	L	67-71
J19		• at Virginia	L	49-70
J23		• NC State	L	55-67
J25	[2]	• at Duke	L	68-80
J28		• Wake Forest	W	77-55
F1		at Villanova	L	62-64
F3	[14]	at Notre Dame	L	62-69
F8		• Clemson	W	78-69
F13	[17]	• at NC State	W	67-66
F15		• at Clemson	L	60-70
F17		UMES	W	91-44
F20	[1]	• at No. Carolina (OT)	W	77-72
F22	[5]	• Georgia Tech	L	70-77
F26		• at Wake Forest <sup>2</sup>	W	59-48
M1		• Virginia	W	87-72
M7	[4]	No. Carolina <sup>3</sup>	W	85-75
M8	[6]	Georgia Tech <sup>3</sup>	L	62-64
M14		Pepperdine <sup>4</sup>	W	69-64
M16	[11]	UNLV <sup>4</sup>	L	64-70

1-Hawaii-Pacific Tournament at Wailuku, Hawaii (War Memorial Coliseum); 2-at Greensboro, N.C. (Greensboro Coliseum); 3-ACC Tournament at Greensboro, N.C. (Greensboro Coliseum); 4-NCAA First and Second Round at Long Beach, Calif. (Long Beach Arena)

**BOB WADE**

3 Seasons  
1986-87 to  
1988-89  
Rec.: 36-50  
Conf.: 7-35

**1986-87**

Record: 9-17 H: 8-8 A: 1-8 N: 0-1

ACC: 0-14, 8th

D27		Winthrop	W	76-58
D29		Fairleigh Dickinson	W	70-59
D31		Notre Dame	L	50-63
J3	[19]	• at NC State	L	47-69
J5		Towson	W	79-71
J8	[3]	• at No. Carolina	L	65-98
J10		• Virginia	L	64-71
J14	[14]	• Duke	L	61-85
J17	[12]	• at Clemson	L	64-72
J19		Bucknell	W	77-68
J21		West Virginia	W	65-62
J24		at Old Dominion	L	73-87
J28		at James Madison	W	90-76
F1		• at Georgia Tech	L	72-76
F2		• at Wake Forest	L	58-69
F4	[12]	• Clemson	L	79-80
F7	[16]	• at Duke	L	67-76
F10		• Georgia Tech	L	74-78
F14	[3]	• No. Carolina	L	86-93
F16		Central Florida	W	73-55
F18		UMBC	W	78-64
F22		• Wake Forest	L	68-75
F25		• NC State	L	72-85
F27		UMES	W	117-51
M1		• at Virginia	L	77-82
M6	[2]	No. Carolina <sup>1</sup>	L	63-82

1-ACC Tournament at Landover, Md. (Capital Centre)

**1987-88**

Record: 18-13 H: 8-4 A: 6-7 N: 4-2

ACC: 6-8, 5th place

Postseason: NCAA Second Round

N27		Loyola (Md.) <sup>1</sup>	W	74-60
N28		Mississippi <sup>1</sup>	W	77-69
D3		Winthrop	W	65-52
D5		at West Virginia	L	49-75
D8		at Mount St. Mary's	W	82-54
D10		East Carolina	W	75-59
D12		at Louisiana State	L	54-55
D28		South Carolina	W	82-77
D30		Arkansas	W	88-61
J2		• Wake Forest	W	93-76
J6		at Missouri	L	85-93
J9		• Clemson	W	68-53
J14	[2]	• No. Carolina	L	65-71
J16	[7]	• at Duke	W	72-69
J20		• at Virginia	L	72-84
J27		• NC State	L	81-83
F2		at Notre Dame	W	78-75
F6		at Old Dominion	W	70-65
F8		• Georgia Tech	L	83-96
F10		• at Clemson	W	70-66
F13	[8]	• Duke	L	83-90
F17		• at Georgia Tech	L	82-104

F20	[5]	• at No. Carolina	L	73-74
F25		UMES	W	101-51
F27		• at Wake Forest <sup>2</sup>	W	70-85
M3	[16]	• at NC State	L	68-74
M5		• Virginia	W	69-63
M11	[18]	Georgia Tech <sup>3</sup>	W	84-67
M12	[9]	No. Carolina <sup>3</sup>	L	64-74
M18		UC Santa Barbara <sup>4</sup>	W	92-82
M20	[6]	Kentucky <sup>4</sup>	L	81-90

1-MCI Harbor Classic at Baltimore, Md. (Baltimore Arena); 2-at Greensboro, N.C. (Greensboro Coliseum); 3-ACC Tournament at Greensboro, N.C. (Greensboro Coliseum); 4-NCAA First and Second Round at Cincinnati, Ohio (Riverfront Coliseum)

**1988-89**

Record: 9-20 H: 5-9 A: 0-10 N: 4-1

ACC: 1-13, 8th place

N25		Texas Christian <sup>1</sup>	W	74-67
N26		Georgia State <sup>1</sup>	W	69-62
D1		UMES	W	97-53
D5		at South Carolina	L	51-57
D7		Morgan State	W	73-61
D10		at Arkansas	L	68-73
D13		Monmouth	W	74-70
D27		West Virginia	L	61-6



J5	[10]	• Georgia Tech	L	75-85
J9	[6]	• at No. Carolina	L	73-101
J13		• at Florida State	L	85-105
J16		• Wake Forest	L	73-86
J19		• Oklahoma	W	89-78
J23		• at NC State	W	70-65
J26		• at Clemson	L	72-82
J30	[7]	• Duke	L	62-78
F4	[24]	• Virginia	L	68-70
F6	[22]	• at Georgia Tech	L	79-93
F9	[6]	• No. Carolina	L	63-77
F13	[10]	• Florida State	L	84-87
F17	[10]	• Wake Forest	L	64-88
F24		• NC State	W	88-71
F27		• Clemson	L	73-81
M3	[6]	• at Duke	L	79-95
M6		• at Virginia	L	74-88
M11		• NC State	W	76-55
M12	[1]	• No. Carolina	L	66-102

1-at Baltimore, Md. (Baltimore Arena); 2-ACC Tournament at Charlotte, N.C. (Charlotte Coliseum)

## 1993-94

Record: 18-12 H: 10-3 A: 4-6 N: 4-3

ACC: 8-8, 4th place (tie)

Postseason: NCAA Sweet Sixteen, USA Today/CNN No. 11

N26	[15]	• at Georgetown (OT)	W	84-83
N27		• Cornell	W	92-41
N30		• Rider	W	93-79
D2		• UMB	W	89-80
D4		• Morgan State	W	85-62
D7		• Oklahoma	L	85-88
D23		• Towson	W	109-71
D28		• Hofstra	W	93-67
D29	[9]	• Massachusetts	L	80-94
J4	[12]	• at Georgia Tech	W	91-88
J8	[2]	• No. Carolina	L	70-75
J11		• Florida State	W	80-74
J15		• at Wake Forest	W	61-58
J22	[25]	• NC State	W	102-70
J26	[18]	• Clemson	W	73-53
J29	[18]	• at Duke	L	62-75
F2	[21]	• at Virginia	L	66-73
F5	[21]	• Georgia Tech	L	71-83
F10	[1]	• at No. Carolina	L	89-95
F12		• at Florida State	W	69-66
F16		• Wake Forest	W	81-58
F19		• Loyola (Md.)	W	94-71
F23		• at NC State	L	71-79
F26		• at Clemson	L	67-73
M2	[2]	• Duke	L	69-73
M5		• Virginia	W	70-68
M11		• Virginia	L	63-69
M17	[24]	• St. Louis	W	74-66
M19	[8]	• Massachusetts	W	95-67
M25	[1]	• Michigan	L	71-78

1-at Landover, Md. (Capital Centre); 2-at Oklahoma City, Okla. (The Myriad); 3-at Baltimore, Md. (Baltimore Arena); 4-Hall of Fame Classic at Springfield, Mass. (Springfield Civic Center); 5-ACC Tournament at Charlotte, N.C. (Charlotte Coliseum); 6-NCAA Midwest Region First and Second Rounds at Wichita, Kan. (Kansan Coliseum); 7-NCAA Midwest Regional at Dallas, Texas (Reunion Arena)

## 1994-95

Record: 26-8 H: 16-0 A: 4-4 N: 6-4

ACC: 12-4, ACC Regular Season Co-Champion

Postseason: NCAA Sweet Sixteen, AP No. 10, USA Today/CNN No. 11

N21	[7]	• Chamaine	W	95-67
N22	[7]	• Utah	W	90-78
N23	[7]	• Arizona State	L	90-97
N29	[11]	• Loyola (Md.)	W	92-62
D3	[11]	• Bucknell	W	102-64
D5	[11]	• UMB	W	102-77
D8	[11]	• Colgate	W	113-53
D10	[11]	• Massachusetts	L	74-85
D12	[12]	• Towson	W	120-73
D23	[11]	• Morgan State	W	138-72
D27	[9]	• La Salle	W	96-80
D30	[9]	• American	W	98-77
J4	[7]	• Georgia Tech	W	80-67
J7	[7]	• at No. Carolina	L	90-100
J10	[9]	• at Florida State	W	70-57
J14	[9]	• Wake Forest	W	76-66
J22	[8]	• at NC State	W	84-67
J25	[8]	• at Clemson	W	56-51
J28	[8]	• Duke	W	74-72
F1	[5]	• Virginia	W	71-62
F4	[5]	• at Georgia Tech	L	91-100
F7	[8]	• No. Carolina	W	86-73
F11	[8]	• Florida State	W	80-65
F15	[7]	• Wake Forest	L	54-63
F19	[7]	• Cincinnati	W	74-72
F22	[7]	• NC State	W	84-71
F25	[7]	• Clemson	W	84-68
M1	[6]	• at Duke	W	94-92
M5	[6]	• at Virginia	L	67-92

M10	[10]	• Florida State	W	71-64
M11	[10]	• No. Carolina (OT)	L	92-97
M16	[10]	• Gonzaga	W	87-63
M18	[10]	• Texas	W	82-68
M23	[10]	• Connecticut	L	89-99

1-Mau Invitational at Lahaina, Hawaii (Lahaina Civic Center); 2-at Baltimore, Md. (Baltimore Arena); 3-at San Antonio, Texas (Alamodome); 4-ACC Tournament at Greensboro, N.C. (Greensboro Coliseum); 5-NCAA West Region First and Second Round at Salt Lake City, Utah (Jon Huntsman Center); 6-NCAA West Regional at Oakland, Calif. (Oakland Coliseum)

## 1995-96

Record: 17-13 H: 11-3 A: 3-5 N: 3-5

ACC: 8-8, 4th place (tie)

Postseason: NCAA First Round

N24	[14]	• Kentucky	L	84-96
N27	[19]	• Towson	W	70-67
D2	[19]	• Massachusetts	L	47-50
D3	[19]	• George Washington	W	98-81
D6	[20]	• Howard	W	88-71
D9	[20]	• UCLA	L	63-73
D13		• Rider	W	83-67
D23		• American	W	104-79
D28		• UMES	W	104-66
J3		• at Georgia Tech	L	84-98
J6	[16]	• No. Carolina (OT)	L	86-88
J13	[8]	• at Wake Forest	L	64-77
J17		• Delaware State	W	118-55
J20		• NC State (OT)	W	77-74
J24	[18]	• Clemson	W	65-60
F1		• at Duke	L	73-83
F8		• at Virginia	W	80-72
F3	[25]	• Georgia Tech	W	88-74
F6	[12]	• at No. Carolina	W	84-78
F10		• at Florida State	L	78-100
F15	[8]	• Wake Forest	L	78-85
F18		• Missouri	W	91-72
F22		• at NC State	W	86-84
F24		• at Clemson	L	61-68
F28		• Duke	L	75-77
M2		• Virginia	W	83-71
M4		• Florida State	W	88-78
M8		• Duke	W	82-69
M9	[18]	• Georgia Tech	L	79-84
M15		• Santa Clara	L	79-91

1-Hall of Fame Tip-Off Classic at Springfield, Mass. (Springfield Civic Center); 2-at Baltimore, Md. (Baltimore Arena); 3-Franklin National Bank Classic at Landover, Md. (USAA Arena); 4-John Wooden Classic at Anaheim, Calif. (Arrowhead Pond of Anaheim); 5-ACC Tournament at Greensboro, N.C. (Greensboro Coliseum); 6-NCAA West Region First Round at Tempe, Ariz. (Special Events Center)

## 1996-97

Record: 21-11 H: 11-3 A: 5-4 N: 5-4

ACC: 9-7, 4th place (tie)

Postseason: NCAA First Round, AP No. 22

N26		• Howard	W	93-55
N30		• Towson	W	93-76
D2		• Chicago State	W	94-44
D4		• UMB	W	67-31
D8		• California	W	80-64
D9		• George Washington	W	74-68
D12		• Georgia Tech	W	77-63
D21	[25]	• American	W	81-74
D23	[21]	• Lafayette	W	108-67
D27	[21]	• Pittsburgh	W	66-63
D28	[21]	• at Hawaii	W	76-59
D30	[19]	• Georgia (OT)	L	65-73
J4	[19]	• Virginia	W	78-62
J8	[19]	• at No. Carolina	W	85-75
J12	[19]	• at NC State	W	68-59
J15	[11]	• Clemson	L	63-67
J19	[11]	• at Wake Forest	W	54-51
J21	[7]	• Pennsylvania	W	103-73
J26	[7]	• Duke	W	74-70
J29	[5]	• at Florida State	L	70-74
F1	[5]	• Wake Forest	L	69-74
F5	[7]	• NC State	W	66-55
F8	[7]	• at Clemson	L	68-80
F13	[10]	• Florida State	W	73-57
F15	[10]	• Massachusetts	L	61-78
F19	[14]	• at Georgia Tech	W	76-68
F22	[14]	• No. Carolina	L	81-93
F27	[16]	• at Duke	L	69-81
M2	[16]	• at Virginia	L	74-81
M7	[22]	• Clemson	L	76-61
M8	[22]	• NC State	L	58-65
M13	[22]	• College of Charleston	L	66-75

1-Franklin National Bank Classic at Landover, Md. (USAA Arena); 2-Rainbow Classic at Honolulu, Hawaii (Blaissell Center); 3-at Baltimore, Md. (Baltimore Arena); 4-at Worcester, Mass. (Worcester Centrum); 5-ACC Tournament at Greensboro, N.C. (Greensboro Coliseum); 6-NCAA Southeast Region First Round at Memphis, Tenn. (The Pyramid)

## 1997-98

Record: 21-11 H: 12-2 A: 3-5 N: 6-4

ACC: 10-6, 3rd place

Postseason: NCAA Sweet Sixteen, AP No. 20, USA Today/NBC No. 22

N14	[7]	• South Carolina (OT)	L	72-76
N18		• Fairleigh Dickinson	W	81-70
N22		• Mount St. Mary's	W	102-74
N25	[24]	• Florida International	W	117-70
D4	[23]	• at Clemson (OT)	L	65-78
D7	[23]	• Kansas	W	86-63
D8	[19]	• George Washington	L	66-70
D13	[19]	• UMB	W	104-66
D22	[20]	• UNC Asheville	W	110-52
D27	[20]	• UNC Wilmington	W	74-36
D30	[20]	• at Missouri	L	79-93
J3	[20]	• Duke	L	72-104
J7	[13]	• Florida State	W	81-74
J10		• at NC State	W	68-65
J14	[1]	• No. Carolina (OT)	W	89-83
J17		• at Wake Forest	L	60-72
J21		• at Georgia Tech	W	70-67
J24	[23]	• Clemson	W	74-69
J29	[23]	• at Duke	L	59-86
F1	[23]	• Virginia	W	77-70
F7	[25]	• at Florida State	W	68-62
F11	[24]	• NC State	W	78-63
F14	[24]	• at No. Carolina	L	67-85
F19	[25]	• Wake Forest	L	79-83
F21	[25]	• Georgia Tech	W	81-69
F24		• at Virginia	W	74-66
F28	[24]	• Temple	W	83-66
M6	[20]	• Georgia Tech	L	83-65
M7	[20]	• No. Carolina (OT)	L	73-83
M12	[20]	• Utah State	W	82-68
M14	[20]	• Illinois	W	67-61
M19	[24]	• Arizona	L	79-87

1-Black Coaches Association Classic at Minneapolis, Minn. (Target Center); 2-Franklin National Bank Classic at Washington, D.C. (MCI Center); 3-at Baltimore, Md. (Baltimore Arena); 4-ACC Tournament at Greensboro, N.C. (Greensboro Coliseum); 5-NCAA West Region First and Second Round at Sacramento, Calif. (Arco Arena); 6-NCAA West Regional at Anaheim, Calif. (Arrowhead Pond of Anaheim)

## 1998-99

Record: 28-6 H: 13-1 A: 7-3 N: 8-2

ACC: 13-3, 2nd place

Postseason: NCAA Sweet Sixteen, AP No. 5, USA Today/NBC No. 8

N14	[6]	• Western Carolina	W	113-46
N17	[6]	• UMB	W	90-62
N20	[6]	• Hofstra	W	89-59
N23	[5]	• Duquesne	W	81-47
N26	[5]	• at AU Puerto Rico	W	82-34
N27	[5]	• UCLA	W	70-54
N28	[5]	• Pittsburgh	W	87-52
D3	[2]	• Wake Forest	W	92-69
D6	[2]	• Stanford	W	62-60
D7	[2]	• DePaul	W	92-75
D12	[2]	• at Kentucky	L	91-103
D19	[5]	• Princeton	W	81-58
D23	[5]	• North Texas	W	132-57
D27	[5]	• South Carolina State	W	104-70
J3	[4]	• Duke	L	64-82
J7	[5]	• at Virginia	W	71-66
J10	[5]	• NC State	W	94-48
J13	[5]	• at No. Carolina	W	89-76
J19	[4]	• at Georgia Tech	W	77-62
J24	[4]	• at Clemson (OT)	W	81-79
J27	[4]	• Florida State	W	107-87
J31	[4]	• at Wake Forest	L	72-85
F3	[7]	• at Duke	L	77-95
F6	[7]	• at NC State	W	88-72
F10	[7]	• at NC State	W	63-50
F13	[7]	• No. Carolina	W	81-64
F21	[5]	• Georgia Tech	W	91-60
F24	[5]	• Clemson	W	77-60
F27	[5]	• at Florida State	W	84-75
M5	[5]	• Florida State	W	93-69
M6	[5]	• No. Carolina	L	79-86
M11	[5]	• Valparaiso	W	82-60
M13	[5]	• Creighton	W	75-63
M18	[5]	• St. John's	L	62-76

1-Puerto Rico Shootout at Bayamon, P.R. (Eugenio Guerra Sports Complex); 2-BB&T Classic at Washington, D.C. (MCI Center); 3-at Baltimore, Md. (Baltimore Arena); 4-ACC Tournament at Greensboro, N.C. (Greensboro Coliseum); 5-NCAA South Region First and Second Rounds at Orlando, Fla. (Orlando Arena); 6-NCAA South Regional at Knoxville, Tenn. (Thompson-Boling Arena)

## 1999-00

Record: 25-10 H: 15-1 A: 4-5 N: 6-4

ACC: 11-5, 2nd place, ACC Tournament Finalist

Postseason: NCAA Second Round, AP No. 17, USA Today/ESPN No. 25

N17		• San Francisco	W	71-61
N19		• Tulane	W	78-70
N22	[24]	• Fairleigh Dickinson	W	104-45
N24	[24]	• Kentucky	L	58-61
N26	[24]	• Notre Dame	W	72-67
N30	[24]	• Iowa	W	83-65
D4	[24]	• Illinois	W	69-67
D5	[24]	• George Washington	L	69-74
D7	[21]	• Winthrop (OT)	W	76-65
D11	[21]	• Kentucky	W	72-66
D27	[14]	• George Mason	W	69-66
D30	[14]	• UMB	W	82-52
J2	[14]	• Coastal Carolina	W	100-48
J6	[12]	• at NC State	L	66-68
J9	[12]	• Duke	L	70-80
J15	[18]	• at Georgia Tech	L	68-69
J19	[24]	• Wake Forest	W	71-53
J22	[24]	• Clemson	W	74-62
J27	[22]	• at No. Carolina	L	63-75
J29	[22]	• at Florida State	W	82-63



## 2003-04

Record: 20-12 H: 12-4 A: 4-5 N: 4-3

ACC: 7-9, 6th place, ACC Tournament Champion

Postseason: NCAA Second Round, AP No. 19,

USA Today/ESPN No. 24

N22	[25]	American	W	79-48
N25	[24]	George Mason	W	79-64
N29	[24]	Hofstra	W	87-72
D2	[25][15]	Wisconsin <sup>1</sup> (OT)	W	73-67
D6	[25][17]	Gonzaga <sup>2</sup>	L	68-82
D7	[25]	West Virginia <sup>2</sup> (OT)	L	77-78
D10	[1]	at Florida (OT)	W	69-68
D14		Pepperdine	W	96-72
D23	[24]	UNC Greensboro	W	85-58
D28	[24]	at Florida State	L	75-79
J3		Mount St. Mary's	W	89-56
J6		MD-Eastern Shore	W	87-38
J14	[9]	at North Carolina	W	90-84
J17	[12]	at Georgia Tech	L	71-81
J21	[1]	Duke	L	60-68
J25		at Clemson	W	65-52
J29	[19]	at Wake Forest	L	85-93
F1		NC State	L	69-81
F4		at Virginia	W	71-67
F8		Florida State	W	73-62
F15	[14]	at North Carolina	L	86-97
F19	[18]	Georgia Tech	L	64-75
F22	[3]	at Duke	L	63-86
F24		Clemson	W	70-49
F28	[11]	Wake Forest	L	83-91
M3	[16]	at NC State	W	70-69
M7		Virginia	W	70-61
M12	[15]	Wake Forest <sup>3</sup>	W	87-86
M13	[17]	NC State <sup>3</sup>	W	85-82
M14	[5]	Duke <sup>3</sup>	W	95-87
M18	[19]	UTEP <sup>4</sup>	W	86-83
M20	[19]	Syracuse <sup>4</sup>	L	70-72

1-ACC/Big Ten Challenge at College Park, Md (Comcast Center); 2-BB&T Classic at Washington, D.C. (MCI Center); 3-ACC Tournament at Greensboro, N.C. (Greensboro Coliseum); 4-NCAA First and Second Rounds at Denver, Colo. (Pepsi Center)

## 2004-05

Record: 19-13 H: 15-3 A: 2-7 N: 2-3

ACC: 7-9, 16th place

Postseason: NIT Semifinal

N19	[15]	Jackson State	W	93-57
N23	[13]	Mercer	W	93-67
N26	[13][25]	vs. Memphis <sup>1</sup>	W	84-61
N30	[12][25]	at Wisconsin <sup>2</sup>	L	64-69
D4	[12]	vs. George Mason <sup>3</sup>	W	78-54
D5	[12]	vs. Geo. Washington <sup>3</sup>	L	92-101
D12	[23]	UNC Asheville	W	96-72
D19	[23]	at Florida State (OT)	W	90-88
D23	[24]	American	W	82-61
D28	[24]	Liberty	W	112-68
J4	[22]	Mount St. Mary's	W	85-53
J8	[22][3]	at North Carolina	L	75-109
J11	[RV][4]	at Wake Forest	L	66-81
J15	[RV]	Temple	W	80-69
J19	[RV]	Virginia	W	82-68
J23	[RV][RV]	NC State	L	69-85
J26	[RV][2]	at Duke	W	75-66
J30	[RV][22]	Georgia Tech	W	79-71
F1	[22]	at Clemson	L	73-88
F5	[22]	at Miami (OT)	L	73-75
F8	[RV]	Virginia Tech	W	86-71
F12	[RV][7]	Duke (OT)	W	99-92
F16	[22]	at NC State	L	63-82
F19	[22]	at Virginia (2OT)	W	92-89
F22	[RV]	Clemson	L	93-97
F27	[RV][2]	North Carolina	L	83-85
M5	[RV]	at Virginia Tech	L	76-86
M10		vs. Clemson <sup>4</sup>	L	72-84
M16		Oral Roberts <sup>5</sup>	W	85-72
M23		Davidson <sup>5</sup>	W	78-63
M26		Texas Christian <sup>5</sup>	W	85-73
M29		vs. South Carolina <sup>6</sup>	L	67-75

1-Hall of Fame Tipoff Classic at Springfield, Mass.; 2-ACC/Big Ten Challenge at Madison Wisconsin (Kohl Center); 3-BB&T Classic at Washington, D.C. (MCI Center); 4-ACC Tournament at Washington D.C. (MCI Center); 5-NIT Tournament at College Park, Md (Comcast Center); 6-NIT Semifinals at New York, N.Y. (Madison Square Garden)

## SERIES RECORDS

Opponent (GP)	Record	Opponent (GP)	Record	Opponent (GP)	Record
Air Force (2)	2-0	Hawaii-Pacific (1)	1-0	Oral Roberts (1)	1-0
Alabama (3)	3-0	Hofstra (4)	4-0	Penn State (16)	8-8
Alaska (1)	1-0	Holy Cross (4)	4-0	Pennsylvania (15)	3-12
Alcorn State (1)	1-0	Houston (2)	1-1	Penn Military Academy (1)	0-1
American (13)	12-1	Howard (3)	3-0	Pepperdine (2)	2-0
AU-Puerto Rico (1)	1-0	Illinois (5)	3-2	Pittsburgh (6)	5-1
Appalachian State (2)	2-0	Indiana (6)	1-5	Princeton (7)	5-2
Anzonia (3)	0-3	Iona (1)	1-0	Providence (2)	1-1
Anzonia State (2)	1-1	Iowa (2)	2-0	Randolph Macon (4)	3-1
Arkansas (2)	1-1	Jackson State (1)	1-0	Rhode Island (2)	2-0
Army (4)	3-1	Jacksonville (3)	2-1	Richmond (39)	25-14
Augusta College (1)	1-0	James Madison (1)	1-0	Rider (3)	3-0
Ball State (1)	1-0	Johns Hopkins (19)	15-4	Rutgers (6)	3-3
Baltimore City (3)	2-1	Kansas (5)	2-3	Sacramento State (1)	1-0
Biscayne College (1)	1-0	Kansas State (1)	1-0	St. Francis (Pa.) (1)	1-0
Boston College (4)	3-1	Kentucky (13)	5-8	St. John's (14)	8-6
Boston University (3)	2-1	Kentucky Wesleyan (1)	1-0	St. Joseph's (3)	3-1
Brown (3)	3-0	Kent State (1)	1-0	St. Louis (1)	1-0
Bucknell (6)	6-0	Lafayette (4)	4-0	St. Peter's (1)	1-0
Buffalo (4)	4-0	Lamar (1)	1-0	San Francisco (2)	2-0
California (1)	1-0	La Salle (3)	3-0	Santa Clara (2)	1-1
California-Irvine (1)	1-0	Lehigh (1)	1-0	Seton Hall (3)	2-1
California-Santa Barbara (1)	1-0	Liberty (1)	1-0	Siena (1)	1-0
Canisius (7)	7-0	Long Island (7)	7-0	South Carolina (58)	31-27
Catholic (22)	12-10	Louisiana State (4)	2-2	South Carolina State (1)	1-0
Central Florida (1)	1-0	Louisville (7)	2-5	South Florida (2)	2-0
Chamblade (1)	1-0	Loyola (Md.) (13)	8-5	Southern California (USC) (3)	3-0
College of Charleston (1)	0-1	Maine (1)	1-0	Southern Illinois (1)	1-0
Chicago State (2)	2-0	Manhattan (1)	1-0	Stanford (3)	3-0
City College of New York (2)	1-1	Marshall (2)	2-0	Staunton Military Academy (1)	0-1
Cincinnati (2)	2-0	Md.-Balt. County (UMBC) (13)	13-0	Stevens Institute (5)	4-1
Clemson (129)	84-45	Md.-Eastern Shore (UMES) (15)	15-0	Stony Brook (1)	1-0
Cleveland State (1)	1-0	Massachusetts (6)	2-4	Syracuse (6)	5-1
Coastal Carolina (1)	1-0	Memphis (3)	1-2	Tampa (2)	2-0
Columbia (2)	2-0	Mercer (1)	1-0	Temple (7)	4-3
Connecticut (4)	2-2	Miami (Fla.) (7)	3-4	Tennessee (3)	2-1
Coppin State (1)	0-1	Miami (Ohio) (3)	3-0	Tennessee-Chattanooga (2)	2-0
Cornell (1)	1-0	Michigan (5)	2-3	Texas-El Paso (3)	3-0
Creighton (2)	2-0	Michigan State (2)	0-2	Texas (1)	1-0
Davidson (3)	2-1	Minnesota (2)	2-0	Texas Christian (2)	2-0
Dayton (4)	2-2	Mississippi (2)	1-1	Texas Tech (1)	1-0
Delaware (3)	2-1	Mississippi State (3)	0-3	Towson (12)	12-0
Delaware College (1)	0-1	Missouri (4)	1-3	Tulane (1)	1-0
Delaware State (3)	3-0	Monmouth (N.J.) (2)	2-0	Tulsa (1)	1-0
DePaul (2)	2-0	Montana State (1)	1-0	UCLA (7)	2-5
DePauw (2)	2-0	Morgan State (4)	4-0	Utah (1)	1-0
Detroit (1)	1-0	Mount Saint Joseph (3)	1-2	Utah State (1)	1-0
Duke (157)	58-99	Mount Saint Mary's (5)	5-0	Valparaiso (1)	1-0
Duquesne (8)	8-0	Navy (56)	30-26	Vanderbilt (1)	1-0
East Carolina (6)	6-0	Nevada-Las Vegas (UNLV) (5)	1-4	Villanova (3)	1-2
Eastern Kentucky 91)	1-0	New Mexico A&M (1)	0-1	Virginia (162)	99-63
East Tennessee State (2)	2-0	New York University (2)	0-2	Virginia Military Institute (49)	39-10
Evansville (2)	1-1	Niagara (1)	1-0	Virginia Tech (27)	23-4
Fairleigh Dickinson (5)	5-0	Norfolk State (1)	1-0	Wagner (2)	2-0
Florida (3)	1-2	North Carolina (164)	53-111	Wake Forest (111)	57-54
Florida International (1)	1-0	UNC Asheville (2)	2-0	Washington College (15)	12-3
Florida State (31)	24-7	UNC Charlotte (1)	1-0	Washington & Lee (51)	27-24
Fordham (8)	7-1	UNC Greensboro (2)	2-0	West Virginia (36)	15-21
Gallaudet (14)	7-7	UNC Wilmington (2)	2-0	Western Carolina (1)	1-0
George Mason (7)	7-0	NC State (138)	67-71	Western Kentucky (2)	2-0
George Washington (63)	35-28	Northeastern (1)	1-0	Western Maryland (9)	9-0
Georgetown (61)	36-25	Northwestern (1)	1-0	Wichita (1)	1-0
Georgia (6)	2-4	North Texas (1)	1-0	William & Mary (15)	15-0
Georgia State (2)	2-0	Notre Dame (17)	8-9	Winthrop (3)	3-0
Georgia Tech (62)	29-33	Old Dominion (5)	4-1	Wisconsin (6)	2-4
Gonzaga (2)	1-1	Ohio State (5)	3-2	Wyoming (1)	1-0
Hampton (1)	1-0	Ohio University (1)	1-0	Xavier (2)	2-0
Hawaii (2)	2-0	Oklahoma (4)	2-2	Yale (1)	1-0
		Oklahoma State (1)	1-0		





# SERIES RESULTS

## AIR FORCE

Maryland leads, 2-0	
1-14-78 H W	74-73
12-2-78 A W	81-68

## ALABAMA

Maryland leads, 3-0	
2-26-25 N1 W	27-21
12-8-84 A W	59-54
12-21-85 H W	60-58
1-So. Conf. Tournament at Atlanta, Ga.	

## ALASKA-ANCHORAGE

Maryland leads, 1-0	
11-24-84 N1 W	54-52
1-Great Alaska Shootout at Anchorage, Alaska (Sullivan Arena)	

## ALCORN STATE

Maryland leads, 1-0	
12-30-89 H W	110-91

## AMERICAN

Maryland leads, 12-1	
1926-27 A L	16-21
11-27-77 N1 W	78-65
12-2-80 H W	95-65
1-3-83 H W	73-71
1-29-91 H W	72-69
11-30-91 H W	93-68
12-10-92 H W	98-87
12-30-94 H W	98-77
12-23-95 H W	104-79
12-21-96 H W	81-74
11-17-01 H W	83-53
11-22-03 H W	79-48
12-23-04 H W	82-61
1-Tip Off Tournament at Landover, Md (Capital Centre)	

## AU OF PUERTO RICO

Maryland leads, 1-0	
11-26-98 A1 W	82-32
1-Puerto Rico Shootout at Bayamon, P.R. (Eugenio Guerra Sports Complex)	

## APPALACHIAN STATE

Maryland leads, 2-0	
1-2-75 H W	96-50
12-18-76 H W	76-74

## ARIZONA

Maryland trails, 0-3	
12-27-63 N1 L	54-57
3-19-68 N2 L	79-87
11-8-01 N3 L	67-71
1-Evansville Holiday Tournament (Roberts Stadium); 2-NCAA Tournament at Anaheim, Calif. (Arrowhead Pond of Anaheim); 3-Coaches vs. Cancer (KON Classic at New York, N.Y. (Madison Square Garden))	

## ARIZONA STATE

The series is tied, 1-1	
12-30-53 N1 W	65-50
11-23-94 N2 L	90-97
1-All-American City Tournament at Owensboro, Ky.; 2-Mau Invitational at Lahaina, Hawaii (Lahaina Civic Center)	

## ARKANSAS

The series is tied, 1-1	
12-30-87 H W	88-61
12-10-88 A L	68-73

## ARMY

Maryland trails, 4-8	
1-7-39 A L	25-45
2-18-42 A L	32-44
2-6-43 A L	40-44
3-1-44 A L	22-85
2-28-45 A L	34-54
2-27-46 A L	25-52
2-24-47 A W	57-54
1-31-48 A L	44-48
12-29-66 N1 W	57-54
12-19-69 H2 L	54-69
12-21-77 H W	99-77
12-2-89 N3 W	78-60
1-Charlotte Invitational at Charlotte, N.C. (Charlotte Coliseum); 2-Maryland Invitational at College Park, Md. (Cole Field House); 3-Central Fidelity Classic at Richmond, Va. (Robbins Center)	

AUGUSTA COLLEGE	
Maryland leads, 1-0	
11-27-89 H W	105-74

## BAINBRIDGE NAVY

Maryland trails, 0-2	
12-21-43 H L	20-52
1-24-44 A L	25-78

## BALL STATE

Maryland leads, 1-0	
11-30-76 H W	86-70

## BALTIMORE CITY COLLEGE

Maryland leads, 2-1	
2-21-14 H L	
1-21-36 H W	55-33
1-4-38 A W	50-32

## BISCAYNE

Maryland leads, 1-0	
12-9-78 H W	86-60

## BOSTON COLLEGE

Maryland leads, 3-1	
3-11-58 N1 W	86-63
12-30-73 H2 W	58-37
12-24-83 H W	89-76
12-3-90 N3 L	85-100
1-NCAA Tournament at New York City, N.Y. (Madison Square Garden); 2-Maryland Invitational at College Park, Md. (Cole Field House); 3-ACC Big East Challenge at Richmond, Va. (Richmond Coliseum)	

## BOSTON UNIVERSITY

Maryland leads, 3-1	
12-8-75 H W	122-82
2-11-80 H W	99-76
1-20-90 N1 L	61-65
1-22-91 H W	85-59
1-at Boston Mass. (Boston Garden)	

## BROWN

Maryland leads, 3-0	
12-1-71 H W	100-83
11-29-72 H W	127-82
12-8-79 H W	72-59

## BUCKNELL

Maryland leads, 6-0	
12-22-76 H W	106-72
11-25-77 H W	95-62
11-24-78 H W	107-97
12-22-79 H W	95-73
1-19-87 H W	77-68
12-3-94 H W	102-64

## BUFFALO

Maryland leads, 4-0	
12-1-69 H W	97-77
12-5-70 H W	109-70
1-25-72 H W	82-58
2-11-73 H W	93-64

## CALIFORNIA

Maryland leads, 1-0	
12-8-96 N1 W	80-64
1-Franklin National Bank Classic at Landover, Md. (USAA Arena)	

## CANISIUS

Maryland leads, 7-0	
12-17-71 H W	86-77
12-9-72 H W	107-80
1-22-74 H W	86-73
12-23-78 H W	128-103
1-20-82 H W	91-73
12-4-82 A W	67-66
12-3-83 H W	77-55

## CARROLL INSTITUTE

Maryland trails, 0-1	
1904-05 L	

## CATHOLIC

Maryland leads, 12-10	
1910-11 H W	35-30
1-14-14 A L	
1-31-14 H L	
1-25-19 N1 L	7-25
3-3-19 N1 L	12-14
1923-24 H L	13-30
	H L 14-20
1924-25 A W	18-14
2-21-14 H W	27-17
1-11-30 H W	37-30
2-6-31 A W	24-21
2-3-32 H W	39-34
1-25-33 A L	27-29
2-2-34 H W	33-25
12-13-35 A L	29-45
2-15-36 H L	29-40
12-12-38 H W	49-33
2-20-39 A W	40-38
2-17-40 H W	46-31
1-29-44 H W	33-31
2-8-44 A L	33-53
12-10-79 H W	113-79
1-at Washington YMCA	

## CENTRAL FLORIDA

Maryland leads, 1-0	
2-16-87 H W	73-55

## CHAMINADE

Maryland leads, 1-0	
11-21-94 N1 W	95-67
1-Mau Invitational at Lahaina, Hawaii (Lahaina Civic Center)	

## CHICAGO STATE

Maryland leads, 2-0	
12-2-96 H W	94-44
12-27-00 H W	117-55

## CCNY

The series is tied, 1-1	
1924-25 H W	22-16
12-31-41 A L	40-57

## CINCINNATI

Maryland leads, 2-1	
2-2-49 A1 L	33-70
12-30-54 N2 W	78-61
2-19-95 N3 W	74-72
1-at Cincinnati, Ohio (Music Hall); 2-All-American City Tournament at Owensboro, Ky.; 3-at San Antonio, Texas (Alamodome)	

## THE CITADEL

Maryland leads, 3-0	
3-4-38 N1 W	45-43
2-26-47 H W	52-40
11-27-02 H W	97-49
1-So. Conf. Tournament at Raleigh, N.C. (Reynolds Coliseum)	

## CLEMSON

Maryland leads, 84-45	
12-15-38 H W	45-35
3-4-39 N1 L	27-39
1-1-40 H W	53-26
1-27-40 A L	30-48
12-19-40 H L	34-48
1-10-48 H W	49-42
2-23-48 A W	63-61
12-18-48 H W	74-50
2-20-49 A L	49-68
12-16-49 H L	55-60
2-25-50 A L	68-70
2-3-51 A L	44-50
1910-11 H W	54-50 (OT)
3-1-51 N1 W	50-48
12-4-53 A W	81-41
1-6-54 H W	79-54
3-4-54 N2 W	75-59
1-8-55 A W	71-63
2-15-55 H W	68-66
1-7-56 A W	71-63
2-14-56 H W	81-69
1-4-57 A W	59-52
2-25-57 H W	74-65
1-4-58 A L	66-73
2-13-58 H W	72-54
1-10-59 A L	46-55
2-16-59 H W	77-58
2-15-60 H W	70-55
2-26-60 A W	66-59 (2OT)
2-10-61 A L	59-76
2-25-61 H W	82-80 (OT)
3-2-61 N2 W	91-75
2-10-62 A L	61-73
2-24-62 H L	68-75
2-9-63 A L	60-62
2-23-63 H W	69-67
12-16-63 H W	56-48
2-28-64 A L	68-83
3-5-64 N2 L	67-81
1-8-65 A W	67-65 (2OT)
2-26-65 H W	88-71
3-4-65 N2 W	61-50
1-29-66 A L	66-71
2-26-66 H L	69-81
1-16-67 H W	68-48
2-25-67 A L	61-65
1-15-68 A L	93-94 (2OT)
2-24-68 H W	81-68
1-13-69 H W	83-78
2-22-69 A W	84-83
1-12-70 A W	75-68
2-23-70 H W	103-85
1-11-71 H W	56-52
2-23-71 A L	45-51 (OT)
1-8-72 A L	61-63
2-19-72 H W	67-57
3-9-72 N3 W	54-52
1-6-73 A W	79-75
2-17-73 H W	69-66
3-8-73 N3 W	77-61
1-5-74 H W	89-60
2-16-74 A W	56-54
1-22-75 A L	82-83
2-26-75 H W	70-64
1-21-76 H L	77-82
2-14-76 A W	98-89

1-19-77 A L	71-93
2-12-77 H W	84-78
1-16-78 H W	90-75
2-11-78 A W	80-75
1-17-79 H W	77-63
2-10-79 H W	77-69
3-1-79 N3 W	75-67
1-16-80 H W	84-83
2-9-80 A L	81-90
2-29-80 N3 W	91-85
1-17-81 A W	68-62 (OT)
2-12-81 H W	72-70
1-16-82 H W	62-57
2-13-82 A L	66-75
1-19-83 A W	80-61
2-19-83 H W	92-88
1-17-84 H W	85-72
2-18-84 A W	66-65 (3OT)
1-16-85 H W	94-84
2-17-85 A L	64-71
2-8-86 H W	78-69
2-15-86 A L	60-70
1-17-87 A L	64-72
2-4-87 H L	79-80
1-9-88 H W	68-53
2-10-88 A W	70-66
1-7-89 A L	58-75
2-7-89 H W	98-87
1-6-90 A L	77-82
2-7-90 H L	73-75
1-5-91 H W	81-65
2-6-91 A L	69-73
1-25-92 H W	84-71
2-22-92 A L	70-82
3-8-92 N4 W	81-75
1-26-93 A L	72-82
2-27-93 H L	73-81
1-26-94 H W	73-53
2-26-94 A L	67-73
1-25-95 A W	56-51
2-25-95 H W	84-68
1-24-96 H W	65-60
2-24-96 A L	61-68
1-15-97 H L	63-67
2-8-97 A L	68-80
3-7-97 N3 W	76-61
12-4-97 A L	65-78 (OT)
1-24-98 H W	74-69
1-24-99 A W	81-79 (OT)
2-24-99 H W	77-60
1-22-00 H W	74-62
2-22-00 A W	76-63
1-2-01 A W	104-92
2-4-01 H W	69-54
1-20-02 H W	99-90
2-20-02 A W	84-68
1-25-03 A W	52-47
2-25-03 H W	91-52
1-25-04 A W	65-52
2-24-04 H W	70-49
2-1-05 A L	73-88
2-22-05 H L	93-97
3-10-05 N5 L	72-84

1-So. Conf. Tournament at Raleigh, N.C. (Reynolds Coliseum); 2-ACC Tournament at Raleigh, N.C. (Reynolds Coliseum); 3-ACC Tournament at Greensboro, N.C. (Greensboro Coliseum); 4-ACC Tournament at Charlotte, N.C. (Charlotte Coliseum); 5-ACC Tournament at Washington, D.C. (MCI Center)	
---	--

## ACC SERIES PROFILE

Terps at Home: 49-10	
Terps at Cole Field House: 40-7	
Terps at Comcast Center: 2-1	
Terps on the Road: 24-32	
Terps at Neutral Sites: 10-4	
Terps since 1953-54: 80-37	
Last 10 Games: 7-3	
Current Streak: CU won 3	
Longest U.M. Win Streak: 13	
Longest CU Win Streak: 4	
Largest Win Margin: 40 (81-41 on Dec. 4, 1953)	
Largest Loss Margin: 22 (93-71 on Jan. 19, 1977)	
Most U.M. Points Scored: 104	
Most CU Points Scored: 94	

## CLEVELAND STATE

Maryland leads, 1-0	
12-5-84 H W	95-84

## COASTAL CAROLINA

Maryland leads, 1-0	
1-2-00 H W	100-48

## COLGATE

Maryland leads, 1-0	
12-8-94 H W	113-53

## COLLEGE OF CHARLESTON



1-31-57	A	L	60-72
1-8-58	H	W	74-49
2-21-58	A	L	59-68
3-7-58	N2	W	71-65 (OT)
1-7-59	H	W	64-31
1-17-59	A	L	69-78
1-16-60	A	W	56-48
2-18-60	H	W	71-61
1-14-61	A	L	62-70
2-16-61	H	W	76-71
1-13-62	A	L	68-84
2-13-62	H	L	53-79
3-1-62	N2	L	58-71
12-9-62	A	L	56-92
2-19-63	H	L	70-76
2-8-64	H	L	72-104
2-22-64	A	L	63-84
2-1-65	A	L	64-82
2-23-65	H	W	85-82
1-13-66	A	L	61-76
2-19-66	H	L	69-74
1-14-67	H	L	69-72 (OT)
2-18-67	A	L	58-81
1-13-68	H	L	52-84
2-6-68	A	L	64-85
1-11-69	A	L	85-96
2-10-69	H	L	83-83
1-28-70	H	W	52-50
2-21-70	A	L	76-87
2-6-71	A	W	88-79
2-13-71	H	L	67-70
2-5-72	H	W	77-58
2-26-72	A	L	59-68
2-3-73	A	L	81-85
2-24-73	H	W	96-68
2-2-74	H	W	104-83
2-23-74	A	W	64-61
3-7-74	N3	W	85-66
1-8-75	H	W	83-77
2-8-75	A	W	104-80
2-7-76	H	W	102-91
2-21-76	A	L	67-69
3-4-76	N4	W	80-78 (OT)
2-5-77	A	W	65-64 (OT)
2-19-77	H	W	85-72
1-4-78	H	L	78-88
2-18-78	A	L	70-81
3-2-78	N3	L	69-81
2-3-79	A	L	78-87
2-17-79	H	W	70-68
2-2-80	H	W	101-82
2-16-80	A	L	61-66
3-1-80	N3	L	72-73
1-10-81	H	W	94-79
2-7-81	A	L	54-55
3-5-81	N4	W	56-53
1-9-82	A	W	40-36
2-6-82	H	W	77-60
1-15-83	H	L	67-86
2-21-83	A	W	101-90
1-14-84	A	W	81-75
2-11-84	H	L	84-89
3-11-84	N3	W	74-62
1-14-85	H	W	78-76 (OT)
2-9-85	A	L	62-70
3-8-85	N5	L	73-86
1-4-86	H	L	75-81
1-25-86	A	L	68-80
1-14-87	H	L	61-85
2-7-87	A	L	67-76
1-16-88	A	W	72-69
2-13-88	H	L	83-90
1-14-89	H	L	72-82
2-11-89	A	L	60-86
1-13-90	A	L	80-91
2-10-90	H	L	111-114 (OT)
3-9-90	N6	L	84-104
1-12-91	H	L	78-94
2-9-91	A	L	81-101
1-8-92	H	L	66-83
2-20-92	A	L	89-91
3-9-92	N6	L	87-94
1-30-93	H	L	62-78
3-3-93	A	L	79-95
1-29-94	A	L	62-75
3-2-94	H	L	69-73
1-28-95	H	W	74-72
3-1-95	A	W	94-92
1-28-96	A	L	73-83
2-28-96	H	L	75-77

3-8-96	N3	W	82-69
1-26-97	H	W	74-70
2-27-97	A	L	69-81
1-3-98	H	L	72-104
1-29-98	A	L	59-86
1-3-99	H	L	64-82
2-3-99	A	L	77-95
1-9-00	H	L	70-80
2-9-00	A	W	98-87
3-12-00	N6	L	68-81
1-27-01	H	L	96-98 (OT)
2-27-01	A	W	91-80
3-10-01	N7	L	82-84
3-31-01	N8	L	64-95
1-17-02	A	L	78-99
2-17-02	H	W	87-73
2-18-03	H	W	87-72
2-19-03	A	L	70-75
1-21-04	H	L	60-68
2-22-04	A	L	63-86
3-14-04	N3	W	95-87 (OT)
1-26-05	A	W	75-66
2-12-05	H	W	99-92 (OT)

1-So Conf. Tournament at Raleigh, N.C. (Reynolds Coliseum); 2-ACC Tournament at Raleigh, N.C. (Reynolds Coliseum); 3-ACC Tournament at Greensboro, N.C. (Greensboro Coliseum); 4-ACC Tournament at Landover Md (Capital Centre); 5-ACC Tournament at Atlanta, Ga. (Omni); 6-ACC Tournament at Charlotte, N.C. (Charlotte Coliseum); 7-ACC Tournament at Atlanta, Ga. (Georgia Dome); 8-NCAA Final Four at Minneapolis, Minn. (HHH Metrodome)

## ACC SERIES PROFILE

Terps at Home:	35-35
Terps at Cole Field House:	22-25
Terps at Comcast Center:	2-1
Terps on the Road:	15-51
Terps at Neutral Sites:	8-13
Terps since 1953-54:	42-76
Last 10 Games:	5-5
Current Streak:	UM won 3
Longest UM Win Streak:	7
Longest DU Win Streak:	15
Largest Win Margin:	33 (64-31 on Jan. 7, 1959)
Largest Loss Margin:	36 (92-56 on Dec. 9, 1962)
Most UM Points Scored:	111
Most DU Points Scored:	114

## DUQUESNE

Maryland leads, 8-0			
2-9-72	H	W	85-71
2-21-73	A	W	81-71
2-20-74	H	W	98-72
2-23-75	A	W	103-82
12-11-82	H	W	85-64
12-10-83	A	W	78-67
11-23-98	H	W	81-47
11-30-02	H	W	89-39

## EAST CAROLINA

Maryland leads, 6-0			
11-29-75	H	W	127-84
12-8-76	H	W	80-69
12-7-77	H	W	130-106
12-16-78	H	W	82-71
2-13-80	H	W	85-72
12-10-87	H	W	75-59

## EASTERN KENTUCKY

Maryland leads, 1-0			
12-5-73	H	W	106-57

## EAST TENNESSEE STATE

Maryland leads, 2-0			
3-1-75	H	W	104-87
12-23-89	N1	W	91-86

1-Chaminade Christmas Classic at Honolulu, Hawaii (Blaisdell Center)

## EVANSVILLE

The series is tied, 1-1			
12-31-53	N1	W	66-58
12-30-91	N2	L	64-75

1-All-American City Tournament at Owensboro, Ky.; 2-Fiesta Bowl Classic at Tucson, Ariz. (McKale Center)

## FAIRLEIGH DICKINSON

Maryland leads, 5-0			
12-10-80	H	W	109-83
12-3-85	H	W	74-51
12-29-86	H	W	70-59
11-18-97	H	W	81-70
11-22-99	H	W	104-45

## FLORIDA

Maryland trails, 0-2			
2-26-32	N1	L	24-39
12-14-02	H		L
64-69			
1-So Conf. Tournament at Atlanta, Ga.			

## FLORIDA INTERNATIONAL

INTERNATIONAL			
Maryland leads, 1-0			
11-25-97	H	W	117-70

## FLORIDA STATE

Maryland leads, 23-6			
1-18-82	H	L	83-91 (OT)
2-5-92	A	W	93-85
1-13-93	A	L	85-105
2-13-93	H	L	84-87
1-11-94	H	W	80-74
2-12-94	A	W	69-68
1-10-95	A	W	70-57
2-11-95	H	W	80-65
3-10-95	N1	W	71-64
2-10-96	A	L	78-100
3-4-96	H	W	88-78
1-29-97	A	L	70-74
2-13-97	H	W	73-57
1-7-98	H	W	81-74
2-7-98	A	W	68-62
1-27-99	H	W	107-87
2-27-99	A	W	84-75

1-ACC Tournament at Greensboro, N.C. (Greensboro Coliseum); 2-ACC Tournament at Charlotte, N.C. (Charlotte Coliseum)
--

## ACC SERIES PROFILE

Terps at Home:	11-3
Terps at Cole Field House:	8-3
Terps at Comcast Center:	3-0
Terps on the Road:	9-4
Terps at Neutral Sites:	4-0
Terps since 1953-54:	24-7
Last 10 Games:	8-2
Current Streak:	UM won 2
Longest UM Win Streak:	10
Longest FSU Win Streak:	2
Largest Win Margin:	33 (96-63 on Feb. 27, 2002)
Largest Loss Margin:	22 (100-78 on Feb. 10, 1996)
Most UM Points Scored:	107
Most FSU Points Scored:	105

## FORDHAM

Maryland leads, 7-1			
12-6-56	H	L	62-68
12-7-57	A	W	61-58
12-29-59	N1	W	76-54
12-20-69	H2	W	94-71
2-8-73	A	W	83-72
1-17-74	H	W	112-73
2-6-75	A	W	65-46
12-20-75	H	W	81-56

1-Blue Grass Festival at Louisville, Ky.  
(Kentucky State Fairgrounds Pavilion)  
2-Maryland Invitational at College Park,  
Md. (Cole Field House)

## FORT BELVOIR

Maryland trails, 0-1			
1-26-44	H	L	29-60

## GALLAUDET

Maryland leads, 7-6			
1-11-11	A	L	30-58
1910-11	H	L	27-54
1-21-14	A	L	15-79
2-14-14	H	L	
1-18-19	N1	W	27-26
2-15-19	N1	L	9-33
1923-24	H	W	42-28
1924-25	H	W	25-14
1925-26	H	W	40-13
1926-27	H	W	39-26
1-18-28	H	W	45-20
1-7-31	H	W	38-29
12-21-44	H	L	26-27

1-All Washington YMCA

## GEORGE MASON

Maryland leads, 6-0			
12-5-81	H	W	74-62
11-26-85	A	W	81-80
12-22-89	N1	W	104-86
12-27-99	H	W	69-66
3-15-01	N2	W	83-80
11-25-03	H	W	79-64
12-4-04	N3	W	78-54

1-Chamaine Christmas Classic at Honolulu, Hawaii (Blaisdell Center); 2-NCAA Tournament at Boise, Idaho (BSU Pavilion); 3-BB&T Classic at Washington, D.C. (MCI Center)

## GEORGETOWN

Maryland leads, 36-25			
19-10-11	A	L	25-31
1-26-14	A	L	
3-11-35	H	L	24-25
2-21-36	A	W	47-39
2-20-37	H	L	27-39
1-12-38	A	L	39-57
2-8-39	H	L	25-39
1-17-40	A	W	28-27
1-17-41	A	L	34-51
1-21-42	A	W	51-42
2-20-43	H	L	36-46
2-4-47	H	W	55-49
1-7-48	A	L	40-52
1-10-49	A	L	51-53
2-17-49	H	L	52-56
1-7-50	A	W	71-65
1-13-51	H	W	58-47
1-10-52	H	W	55-40
2-21-52	A	L	61-71
1-10-53	H	L	45-54
2-19-53	A	L	48-49
1-9-54	A	L	56-58 (OT)
2-18-54	H	W	53-50
12-4-54	H	W	60-43
2-25-55	A	W	57-49 (OT)
1-21-56	A	W	62-57 (OT)
2-25-56	H	W	72-61
1-16-57	H	W	82-69
2-27-57	A	W	62-59
1-14-58	A	W	55-45
2-26-58	H	W	56-46
1-14-59	H	W	61-53
2-25-59	A	W	67-56
12-14-59	H	W	59-48
1-13-60	A	L	51-66

12-14-60	A	W	78-67
1-11-61	H	W	55-47
12-6-61	H	L	78-79 (OT)
1-10-62	A	W	83-70
12-4-62	A	L	70-79
2-4-63	H	W	73-72
12-4-63	A	L	72-83
2-25-64	H	L	78-81
2-13-65	A	W	85-67
12-15-65	H	W	77-59
2-11-67	A	L	49-80
3-2-68	H	W	58-60
3-1-69	A	W	83-78
2-7-70	H	W	8



## HOLY CROSS

Maryland leads, 4-0		
12-22-71	A W	102-79
12-29-73	H1 W	102-75
1-26-83	A2 W	55-53
1-21-85	H W	99-75
1-Maryland Invitational at College Park, Md. (Cole Field House), 2-at Worcester, Mass. (Worcester Centrum)		

## HOUSTON

The series is tied, 1-1		
12-29-65	N1 W	69-68
3-22-83	N2 L	50-60
1-Sugar Bowl Tournament at New Orleans, La. (Loyola Field House), 2-NCAA Tournament at Houston, Texas (The Summit)		

## HOWARD

Maryland leads, 3-0		
1-2-93	H W	109-69
12-6-95	H W	88-71
11-26-96	H W	93-55

## ILLINOIS

Maryland leads, 3-2		
3-22-84	N1 L	70-72
3-14-98	N2 W	67-61
12-4-99	N3 W	69-67
11-21-00	N4 L	80-90
11-27-01	H5 W	76-63
1-NCAA Tournament at Lexington, Ky. (Rupp Arena), 2-NCAA Tournament at Sacramento, Calif. (Arco Arena), 3-BB&T Classic at Washington, D.C. (MCI Center), 4-Mau Invitational at Lahaina, Hawaii (Lahaina Civic Center), 5-ACC/Big Ten Challenge at College Park, Md. (Cole Field House)		

## INDIANA

Maryland trails, 1-5		
12-30-33	H L	17-30
12-20-34	H L	29-30
12-28-59	N1 L	63-72
3-14-81	N2 L	64-99
4-1-02	N3 W	64-52
12-3-02	N4 L	74-80 (OT)
1-Blue Grass Festival at Louisville, Ky. (Kentucky State Fairgrounds Pavilion), 2-NCAA Tournament at Dayton, Ohio (Dayton Arena), 3-NCAA Final Four at Atlanta, Ga. (Georgia Dome), 4-ACC/Big Ten Challenge at Indianapolis, Ind. (Conseco Fieldhouse)		

## IONA

Maryland leads, 1-0		
3-16-00	N1 W	74-59
1-NCAA Tournament at Minneapolis, Minn. (HHH Metrodome)		

## IOWA

Maryland leads, 2-0		
12-25-84	N1 W	78-68 (OT)
11-30-99	N2 W	83-65
1-Rainbow Classic at Honolulu, Hawaii (Blaisdell Center), 2-ACC/Big Ten Challenge at Baltimore, Md. (Baltimore Arena)		

## JACKSON STATE

Maryland leads, 1-0		
11-19-04	H W	93-57

## JACKSONVILLE

Maryland leads, 2-1		
3-23-72	N1 W	91-77
12-9-89	H W	68-53
12-8-90	A L	70-71
1-National Invitation Tournament at New York, N.Y. (Madison Square Garden)		

## JAMES MADISON

Maryland leads, 1-0		
1-28-87	A W	90-76

## JOHNS HOPKINS

Maryland leads, 19-5		
1-20-28	A L	20-22
2-21-28	H W	23-19
1-18-29	H L	23-25
2-23-29	A W	19-18
1-17-30	H W	41-24
2-22-30	A W	39-24
1-22-31	A W	33-20
2-25-31	H W	31-22
1-23-32	A W	33-26
2-23-32	H W	38-24
1-18-33	A L	27-37
2-22-33	H W	35-31
1-24-34	A L	32-35
2-21-34	H W	32-19
2-26-35	A W	41-35
3-6-35	H W	52-25
2-19-36	H W	45-40
1-6-37	H W	54-31
2-21-38	H W	56-30
2-3-40	H W	49-36
12-17-40	A L	24-38
12-18-46	H W	41-36
12-20-47	A W	64-53
11-26-83	H W	108-65

## KANSAS

Maryland trails, 2-3		
12-19-64	H L	61-63 (OT)
12-10-65	A L	62-71
11-23-84	N1 L	56-58
12-7-97	N2 W	86-83
3-30-02	N3 W	97-88
1-Great Alaska Shootout at Anchorage, Alaska (Sullivan Arena), 2-Franklin National Bank Classic at Washington, D.C. (MCI Center), 3-NCAA Final Four at Atlanta, Ga. (Georgia Dome)		

## KANSAS STATE

Maryland leads, 1-0		
12-11-65	A W	63-57

## KENTUCKY

Maryland trails, 5-8		
1-19-28	H W	37-7
2-28-30	N1 L	21-26
3-3-31	N1 W	29-27
12-15-55	H L	61-62
12-15-56	A L	55-76
12-9-57	H W	71-62
12-15-58	A L	56-58 (OT)
3-20-88	N2 L	81-90
11-24-95	N3 L	84-96
12-12-98	A L	91-103
11-24-99	N4 L	58-61
12-11-99	H W	72-66
3-22-02	N5 W	78-68
1-So. Conf. Tournament at Atlanta, Ga., 2-NCAA Tournament at Cincinnati, Ohio (Riverfront Coliseum), 3-Hall of Fame Tip-Off Classic at Springfield, Mass. (Springfield Civic Center), 4-Preseason NIT at New York, N.Y. (Madison Square Garden), 5-NCAA East Regional at Syracuse, N.Y. (Carter Dome)		

## KENTUCKY WESLEYAN

Maryland leads, 1-0		
1-2-54	A1 W	54-37
1-All-American City Tournament at Owensboro, Ky.		

## KENT

Maryland leads, 1-0		
1-2-73	H W	76-58

## LAFAYETTE

Maryland leads, 4-0		
1924-25	H W	30-15
11-29-81	H W	82-58
12-22-90	H W	64-48
12-23-96	H W	108-67

## LAMAR

Maryland leads, 1-0		
12-29-88	N1 W	74-65
1-Sun Bowl Tournament at El Paso, Texas (Special Events Center)		

## LA SALLE

Maryland leads, 3-0		
12-30-83	H1 W	96-83
12-12-92	A W	93-76
12-27-94	H W	96-80
1-Maryland Invitational at College Park, Md. (Cole Field House)		

## LEHIGH

Maryland leads, 1-0		
12-8-70	H W	85-66

## LIBERTY

Maryland leads, 1-0		
12-28-04	H W	112-68

## LONG ISLAND

Maryland leads, 7-0		
2-12-72	A W	78-60
1-23-73	H W	100-73
12-7-74	H W	99-84
1-3-76	H W	111-88
12-2-76	H W	49-45
12-17-77	H W	94-64
12-2-81	H W	87-79

## LOUISIANA STATE

The series is tied, 2-2		
2-27-31	N1 W	37-33
12-21-63	N2 W	75-65
12-12-87	A L	54-55
1-2-89	H L	77-79
1-So. Conf. Tournament at Atlanta, Ga., 2-VPI Tournament at Blacksburg, Va. (Virginia Tech Coliseum)		

## LOUISVILLE

Maryland trails, 2-5		
12-30-61	N1 L	64-83
3-22-75	N2 L	82-96
1-13-79	H L	84-99
12-13-80	A L	67-78
12-10-91	A L	79-96
12-28-92	H W	72-67
11-20-00	N3 W	95-73
1-Sugar Bowl Tournament at New Orleans, La. (Loyola Field House), 2-NCAA Tournament at Las Cruces, N.M. (Pan American Center), 3-Mau Invitational at Lahaina, Hawaii (Lahaina Civic Center)		

## LOYOLA (MD.)

Maryland leads, 8-5		
1-24-14	A L	
1-17-31	H L	30-33
1-11-32	H L	27-28
12-12-47	H L	52-63
12-11-48	A L	75-77
12-30-58	N1 W	54-50
1-27-71	A W	88-69
12-20-71	A W	73-60
12-22-84	A W	81-74
11-27-87	N2 W	74-60
2-19-94	H W	94-71
11-29-94	H W	92-62
2-2-03	H W	85-58
1-Sugar Bowl Tournament at New Orleans, La. (Loyola Field House), 2-MCI Harbor Classic at Baltimore, Md. (Baltimore Arena)		

## MAINE

Maryland leads, 1-0		
1-24-70	H W	97-68

## MANHATTAN

Maryland leads, 1-0		
3-15-58	N1 W	59-55
1-NCAA Tournament at Charlotte, N.C. (Charlotte Coliseum)		

## MARINE CORPS INSTITUTE

The series is tied, 1-1		
1-18-45	H L	34-50
12-18-45	H W	61-46

## MARSHALL

The series is tied, 2-2		
12-17-43	H L	39-46
12-20-45	H L	43-50
12-20-68	A1 W	89-80
12-29-80	H2 W	114-89
1-Marshall Invitational at Huntington, W. Va. (Memorial Field House), 2-Maryland Invitational at College Park, Md. (Cole Field House)		

## MD.-BALTIMORE COUNTY (UMBC)

Maryland leads, 13-0		
2-18-87	H W	78-64
2-1-89	H W	78-66
2-22-90	H W	113-61
1-7-91	H W	92-66
1-21-92	H W	103-80
12-2-93	H W	89-80
12-5-94	H W	102-77
12-4-96	H W	67-31
12-13-97	H W	104-66
11-17-98	H W	90-62
12-30-99	H W	82-52
12-13-00	H W	93-67
12-23-02	H W	
101-60		

## MD.-EASTERN SHORE (UMES)

Maryland leads, 15-0		
11-30-79	H W	82-58
1-20-81	H W	81-65
12-7-81	H W	76-64
12-1-82	H W	91-70
12-14-83	H W	104-69
12-13-84	H W	87-48
2-17-86	H W	91-44
2-27-87	H W	117-51
2-25-88	H W	101-51
12-1-88	H W	97-53
11-26-91	H W	115-60
12-7-92	H W	94-63
12-28-95	H W	104-66
12-30-00	H W	105-53
1-6-04	H W	87-38

## UMASS

Maryland trails, 2-4		
3-15-90	H1 W	91-81
12-29-93	N2 L	80-94
3-19-94	N3 W	95-87
12-10-94	N4 L	74-85
12-2-95	N5 L	47-50
2-15-97	N6 L	61-78
1-National Invitation Tournament at College Park, Md. (Cole Field House), 2-Hall of Fame Classic at Springfield, Mass. (Springfield Civic Center), 3-NCAA Tournament at Wichita, Kan. (Kansas Coliseum), 4-at Baltimore, Md. (Baltimore Arena), 5-Franklin National Bank Classic at Landover, Md. (USAR Arena), 6-at Worcester, Mass. (Worcester Centrum)		

## MEMPHIS

Maryland trails, 0-2		
12-30-57	N1 L	46-47 (3OT)
12-17-66	A2 L	53-55
11-26-04	N3 W	84-61
1-Sugar Bowl Tournament at New Orleans, La. (Loyola Field House), 2-Memphis Invitational at Memphis, Tenn. (Mid-South Coliseum), 3-Hall of Fame Tipoff Classic at Springfield, Mass. (Springfield Civic Center)		

## MERCER

Maryland leads, 1-0		
11-23-04	H W	93-67

## MIAMI

Maryland trails, 2-4		
2-1-54	A W	63-57
1-22-62	A W	71-68
12-29-64	A1 L	73-80
1-30-68	A L	73-93
12-21-68	N2 L	85-92
2-5-05	A L	73-75 (OT)
1-Hurricane Classic at Miami, Fla. (Miami Beach Convention Center), 2-Marshall Invitational at Huntington, W. Va. (Memorial Field House)		

## ACC SERIES PROFILE

Terps at Home: 0-0		
Terps on the Road: 2-3		
Terps at Neutral Sites: 0-1		
Terps since 1953-54: 2-4		
Last 6 Games: 2-4		
Current Streak: UMia won 4		
Longest UM Win Streak: 0		
Longest UMia Win Streak: 4		
Largest Loss Margin: N/A		
Largest Loss Margin: 25 (92-67 on Jan. 5, 1992)		
Most UM Points Scored: 85		
Most UMia Points Scored: 93		

## MIAMI-OH

Maryland leads, 4-1		
1-28-49	A W	43-42
1-29-49	A L	49-58
12-28-79	H1 W	115-76
3-15-85	N2 W	69-68 (OT)
11-24-02	H W	64-49
1-Maryland Invitational at College Park, Md. (Cole Field House); 2-NCAA Tournament at Dayton, Ohio (Dayton Arena)		



1-11-58	H	W	74-61
2-22-58	A	L	59-66
3-8-58	N4	W	86-74
2-4-59	A	L	57-64
2-21-59	H	W	69-51
2-3-60	H	L	66-75
2-23-60	A	L	64-81
12-29-60	N5	L	57-81
1-16-61	H	L	52-58
2-2-61	A	L	56-63
2-6-62	H	W	79-62
2-19-62	A	L	67-70
1-14-63	H	L	56-78
2-7-63	A	L	68-82
1-13-64	A	L	88-97
2-18-64	H	W	74-64
1-4-65	H	W	76-68
1-30-65	A	W	91-80
1-3-66	A	L	52-67
2-5-66	H	W	76-66
3-3-66	N4	L	70-77
2-4-67	A	L	77-85
2-22-67	H	L	78-79
2-3-68	H	L	67-73
2-21-68	A	L	50-83
2-1-69	A	L	87-107
2-19-69	H	L	86-88
1-31-70	H	L	69-77
2-18-70	A	L	83-90
1-30-71	A	L	79-105
2-17-71	H	L	76-100
1-29-72	A	L	72-92
2-16-72	H	W	79-77 (OT)
3-11-72	N6	L	64-73
1-27-73	H	W	94-88
2-14-73	A	L	85-95
1-26-74	A	L	73-82
2-13-74	H	W	91-80
3-6-74	N6	W	105-85
1-25-75	H	L	66-69
2-15-75	A	W	96-74
1-25-76	A	L	93-95 (OT)
2-11-76	H	L	69-81
1-22-77	H	L	68-71
2-9-77	A	L	70-97
1-21-78	A	L	71-85
2-8-78	H	L	64-66
1-20-79	H	L	53-54
2-7-79	A	L	67-76
3-2-79	N6	L	79-102
1-20-80	A	W	92-66
2-7-80	H	W	70-69
1-7-81	A	L	66-75
2-15-81	H	L	63-76
3-7-81	N7	L	60-61
1-5-82	H	L	50-66
2-11-82	A	L	56-59
1-12-83	A	L	71-72
2-18-83	H	W	106-94
1-12-84	H	L	62-74
2-19-84	A	L	63-78
1-9-85	A	L	74-75
2-13-85	H	L	54-60
1-14-86	H	L	67-71
2-20-86	A	W	77-72 (OT)
2-7-86	N6	W	85-75
1-8-87	A	L	65-98
2-14-87	H	L	86-93
3-6-87	N7	L	63-82
1-14-88	H	L	65-71
2-20-88	A	L	73-74
3-12-88	N6	L	64-74
1-11-89	A	L	72-88
2-19-89	H	L	75-86
3-11-89	N8	L	58-88
1-10-90	H	W	98-88
2-17-90	A	W	80-76
1-9-91	A	L	73-105
2-16-91	H	L	75-87
1-13-92	A	L	76-96
3-1-92	H	W	82-80
1-9-93	A	L	73-101
2-9-93	H	L	63-77
3-12-93	N9	L	66-102
1-8-94	H	L	70-75
2-10-94	A	L	89-95
1-7-95	A	L	90-100
2-7-95	H	W	86-73
3-11-95	N6	L	92-97 (OT)
1-6-96	H	L	86-88 (OT)
2-6-96	A	W	84-78
1-8-97	A	W	85-75
2-22-97	H	L	81-93

1-14-98	H	W	89-83 (OT)
2-14-98	A	L	67-85
3-7-98	N6	L	73-83 (OT)
1-13-99	A	W	89-76
2-13-99	H	W	81-64
3-6-99	N6	L	79-86
1-27-00	A	L	63-75
2-26-00	H	W	81-73
1-10-01	H	L	83-86
2-10-01	A	L	82-96
1-9-02	H	W	112-79
2-10-02	A	W	92-77
1-22-03	A	W	81-66
2-22-03	H	W	96-56
3-14-03	N6	L	72-84
1-14-04	H	W	90-84
2-15-04	A	L	86-97
1-8-05	A	L	75-109
2-27-05	H	L	83-85
1-So. Conf. Tournament at Atlanta, Ga.			
2-So. Conf. Tournament at Raleigh, N.C. (Reynolds Coliseum), 3-So. Conf. Tournament at Durham, N.C. (Duke Indoor Stadium), 4-ACC Tournament at Raleigh, N.C. (Reynolds Coliseum), 5-Duke Classic at Raleigh, N.C. (Reynolds Coliseum), 6-ACC Tournament at Greensboro, N.C. (Greensboro Coliseum), 7-ACC Tournament at Landover, Md. (Capital Centre), 8-ACC Tournament at Atlanta, Ga. (Omni), 9-ACC Tournament at Charlotte, N.C. (Charlotte Coliseum).			

## ACC SERIES PROFILE

Terps at Home: 33-44
Terps at Cole Field House: 18-29
Terps at Comcast Center: 2-1
Terps on the Road: 16-52
Terps at Neutral Sites: 4-15
Terps since 1953-54: 35-83
Last 10 Games: 5-5
Current Streak: UNC won 3
Longest UM Win Streak: 5
Longest UNC Win Streak: 11
Largest Win Margin: 40 (96-56 on Feb. 22, 2003)
Largest Loss Margin: 36 (102-66 on March 13, 1993, 64-28 on Jan. 7, 1946)
Most UM Points Scored: 112
Most UNC Points Scored: 109

## NC STATE

Maryland trails, 67-71			
2-27-25	N1	L	18-30
1926-27	A	L	23-38
2-10-28	H	W	36-24
2-1-30	H	L	26-28
2-16-30	A	W	21-19
1-28-37	A	L	33-35
2-24-37	H	W	41-35
3-4-37	A2	L	35-42
2-4-39	A	L	40-46
3-3-39	A2	W	53-29
1-26-40	A	W	43-36
2-24-44	A2	L	23-42
1-8-45	A	L	32-46
1-20-45	H	L	42-57
1-5-46	A	W	47-39
1-19-46	H	W	37-33
3-13-47	N3	L	43-55
3-2-51	A2	L	45-54
1-13-55	H	W	68-64
2-19-55	A	L	58-78
1-12-56	H	L	64-73
2-18-56	A	W	71-62
1-19-57	H	W	79-66
2-16-57	A	W	56-49
1-20-58	H	L	48-57
2-15-58	A	L	64-69 (3OT)
2-13-58	H	L	53-55
2-14-59	A	L	37-53
1-18-60	H	W	63-53
2-13-60	A	L	46-48
3-3-60	A4	L	58-74
12-30-60	A5	L	67-75
1-21-61	H	W	75-57
2-13-61	A	L	66-83
12-12-61	H	L	68-73 (OT)
2-10-62	A	L	61-68
12-11-62	H	L	74-76 (OT)
1-19-63	A	L	59-79
12-10-63	H	W	72-62
1-18-64	A	L	65-66

12-8-64	H	L	62-63
1-16-65	A	L	67-73
3-5-65	A4	L	67-76
12-7-65	H	W	59-48
1-15-66	A	L	58-60 (OT)
12-7-66	A	W	54-38
1-7-67	H	W	60-55
12-6-67	H	L	62-75
1-6-68	A	L	52-68
3-7-68	N6	L	54-63
1-4-69	A	L	69-85
2-5-69	H	L	81-86
1-2-70	N7	L	57-91
2-4-70	A	L	54-64
3-5-70	N6	L	57-67
1-6-71	H	L	81-83
2-3-71	A	L	61-71
1-5-72	H	W	83-70
1-31-72	A	W	66-65
1-14-73	H	L	85-87
1-31-73	A	L	78-89
3-10-73	N8	L	74-76
1-13-74	A	L	74-80
1-30-74	H	L	80-86
3-9-74	N8	L	100-103 (OT)
1-16-75	H	W	103-85
2-1-75	A	W	98-97
3-6-75	N8	L	85-87
1-14-76	A	W	87-69
1-28-76	H	W	102-84
1-9-77	H	W	87-80
1-27-77	A	W	75-73
3-3-77	N8	L	72-82
1-11-78	A	L	82-88
1-25-78	H	L	73-80
3-1-78	N8	W	109-108 (3OT)

12-20-78	H	W	124-110
1-10-79	A	W	82-81 (2OT)
1-10-80	A	L	62-67
1-23-80	H	W	66-62
12-20-80	H	W	82-75
2-25-81	A	W	76-72
12-12-81	A	L	53-74
2-24-82	H	L	38-52
3-5-82	N8	L	28-40
1-29-83	H	W	86-81
3-3-83	A	W	67-58
1-4-84	A	W	59-55
2-29-84	H	W	63-50
3-9-84	N8	W	69-63
1-2-85	H	W	58-56
2-27-85	A	W	71-70

1-23-86	H	L	55-67
2-13-86	A	W	67-66
1-3-87	A	L	47-69
2-25-87	H	L	72-85
1-27-88	H	L	81-83
3-3-88	A	L	68-74
1-29-89	H	L	67-90
3-2-89	A	L	77-94
3-10-89	N9	W	71-49
1-27-90	A	L	61-81
2-28-90	H	W	96-95
1-26-91	H	W	104-100
2-27-91	A	L	91-114
1-11-92	A	L	88-94
2-13-92	H	W	77-74
1-23-93	A	W	70-65
2-24-93	H	W	88-71
3-11-93	N6	W	76-55
1-22-94	H	W	102-70
2-23-94	A	L	71-79
1-22-95	A	W	84-67
2-22-95	H	W	84-71
1-20-96	H	W	77-74 (OT)
2-22-96	A	W	86-84
1-12-97	A	W	68-59
2-5-97	H	W	66-55
3-8-97	N8	L	58-65
1-10-98	A	W	68-65
2-11-98	H	W	78-63
1-10-99	H	W	94-48
2-10-99	A	W	63-50
1-6-00	A	L	66-68
2-6-00	H	W	77-74
3-11-00	N6	W	64-61
1-21-01	A	W	75-61
2-20-01	H	W	95-66
12-30-01	A	W	72-65
2-3-02	H	W	89-73
3-9-02	N6	L	82-86
1-30-03	H	W	75-60

3-2-03	A	W	68-65
2-1-04	H	L	69-81
3-3-04	A	W	3-3-04
3-13-04	N8	W	85-82
1-23-05	H	L	69-85
2-16-05	A	L	63-82
1-So. Conf. Tournament at Atlanta, Ga.			
2-So. Conf. Tournament at Raleigh, N.C. (Reynolds Coliseum), 3-So. Conf. Tournament at Durham, N.C. (Duke Indoor Stadium), 4-ACC Tournament at Raleigh, N.C. (Reynolds Coliseum), 5-Duke Classic at Raleigh, N.C. (Reynolds Coliseum), 6-ACC Tournament at Charlotte, N.C. (Charlotte Coliseum), 7-ACC Greensboro, N.C. (Greensboro Coliseum), 8-ACC Tournament at Greensboro, N.C. (Greensboro Coliseum), 9-ACC Tournament at Atlanta, Ga. (Omni).			

## ACC SERIES PROFILE

Terps at Home: 34-21
Terps at Cole Field House: 29-18
Terps at Comcast Center: 1-1
Terps on the Road: 25-32
Terps at Neutral Sites: 6-17
Terps since 1953-54: 58-59
Last 10 Games: 6-4
Current Streak: NCSU won 2
Longest UM Win Streak: 6
Longest NCSU Win Streak: 10
Largest Win Margin: 46 (94-48 on Jan. 10, 1999)
Largest Loss Margin: 34 (91-57 on Jan. 2, 1970)
Most UM Points Scored: 124
Most NCSU Points Scored: 110

## NORTHEASTERN

Maryland leads, 1-0			
11-23-85	H	W	84-72

## NORTHWESTERN

Maryland trails, 0-1			
12-6-58	A	L	62-66

## NORTH TEXAS

Maryland leads, 1-0			
12-23-98	H	W	132-57

## NOTRE DAME

Maryland trails, 8-9			
1-4-75	H	W	90-82
3-20-75	N1	W	83-71
1-31-76	A	W	69-63
11-27-76	H	L	79-80 (OT)
1-29-78	A	L	54-69
1-27-79	H	W	67-66
1-26-80	A	L	63-64
1-24-81	H	L	70-73
1-23-82	A	L	51-55
1-22-83	H	W	68-67
1-28-84	A	L	47-52
1-26-85	H	W	77-65
2-3-86	A	L	62-69
12-31-86	H	L	50-63
2-2-88	A	W	78-75
11-26-99	N2	W	72-67
12-7-02	N3	L	67-79
1-NCAA Tournament at Las Cruces, N.M. (Pan American Center), 2-Preseason NIT at New York, N.Y. (Madison Square Garden), 3-BBRT Classic at Washington D.C. (MCI Center)			





# MEN'S Bb BASKETBALL

## ST. JOHN'S

Maryland trails, 1-2		
1-2-42	A L	48-64
12-30-71	N1 W	90-69
3-18-99	N2 L	62-76
1-Maryland Invitational at College Park Md (Cole Field House); 2-NCAA Tournament at Knoxville, Tenn (Thompson-Boling Arena)		

## ST. JOSEPH'S

Maryland leads, 3-1		
3-18-72	N1 W	67-55
12-29-78	H2 W	62-56 (OT)
12-30-80	H2 W	74-57
12-8-82	H L	56-64
1-National Invitational Tournament at New York N.Y. (Madison Square Garden); 2-Maryland Invitational at College Park Md (Cole Field House)		

## ST. LOUIS

Maryland leads, 1-0		
3-17-94	N1 W	74-66
1-NCAA Tournament at Wichita, Kan (Kansas Coliseum)		

## ST. PETER'S

Maryland leads, 1-0		
11-27-81	H W	49-42

## SAN FRANCISCO

Maryland leads, 2-0		
12-21-73	N1 W	78-60
11-17-99	H2 W	71-61
1-Cable Car Classic at Oakland, Calif (Oakland Coliseum); 2-Presession NIT at College Park, Md (Cole Field House)		

## SANTA CLARA

The series is tied, 1-1		
12-22-73	N1 W	53-32
3-15-96	N2 L	79-91
1-Cable Car Classic at Oakland, Calif (Oakland Coliseum); 2-NCAA Tournament at Tempe, Ariz. (Special Events Center)		

## SETON HALL

Maryland leads, 2-1		
12-30-41	A L	15-59
2-20-71	A W	56-55
12-29-75	H1 W	104-69
1-Maryland Invitational at College Park, Md (Cole Field House)		

## SIENA

Maryland leads, 1-0		
3-15-02	N1 W	85-70
1-NCAA Tournament at Washington, D.C. (MCI Center)		

## SOUTH CAROLINA

Maryland leads, 31-27		
1924-25	H W	38-22
2-24-33	N1 L	28-65
1-4-35	H W	35-21
1-29-40	A L	30-33
1-16-48	H W	68-54
2-21-49	A W	54-53
2-8-49	H W	79-49
2-19-49	A W	57-56
2-13-50	H L	56-61
2-24-50	A L	44-59
2-2-51	A L	43-70
2-12-51	H W	47-37
12-3-53	A W	53-49
12-12-53	H W	79-48
1-4-55	H W	68-51
1-10-55	A W	68-52
1-4-56	H W	76-57
1-9-56	A W	59-53
1-5-57	A L	60-68
1-14-57	H W	66-59
3-8-57	N2 L	64-74
1-3-58	A W	72-59
3-1-58	H W	99-59
1-9-59	A W	59-41
2-27-59	H W	75-45
1-8-60	H W	85-52
2-27-60	A W	72-55

1-7-61	H W	72-58
2-11-61	A L	61-64
1-6-62	H L	77-86
2-9-62	A L	68-85
1-5-63	H W	68-63
2-11-63	A W	51-44
1-6-64	H L	69-73 (OT)
2-29-64	A L	64-74
1-9-65	A W	75-70
2-27-65	H W	73-59
1-31-66	A W	78-63
2-25-66	H W	56-42
12-10-66	H L	63-65
1-30-67	A L	53-80
3-9-67	N3 L	54-57
12-10-67	H W	66-65
1-3-68	A L	59-68
12-10-68	A L	67-79
1-8-69	H L	67-69
3-6-69	N4 L	71-92
12-15-69	H L	68-101
1-10-70	A L	44-55
12-16-70	A L	70-96
1-9-71	H W	71-30 (OT)
3-11-71	N3 L	63-71
12-28-77	H W	82-77
12-5-88	A L	51-57
12-1-89	N5 L	51-52
12-29-90	N6 W	78-69
11-14-97	N7 L	72-76 (OT)
3-29-05	N8 L	67-75

1-So. Conf. Tournament at Raleigh, N.C. (Reynolds Coliseum); 2-ACC Tournament at Raleigh, N.C. (Reynolds Coliseum); 3-ACC Tournament at Greensboro, N.C. (Greensboro Coliseum); 4-ACC Tournament at Charlotte, N.C. (Charlotte Coliseum); 5-Central Fidelity Classic at Richmond, Va. (Robbins Center); 6-ECAC Holiday Festival at New York N.Y. (Madison Square Garden); 7-Black Coaches Assoc. Classic at Minneapolis, Minn. (Target Center); 8-NIT Semifinals at New York N.Y. (Madison Square Garden)

## SOUTH CAROLINA STATE

Maryland leads, 1-0		
12-27-98	H W	104-70

## SOUTHERN CALIFORNIA

Maryland leads, 3-0		
12-30-78	H1 W	83-79
2-19-90	A W	64-62
11-28-90	H W	72-59
1-Maryland Invitational at College Park, Md (Cole Field House)		

## SOUTHERN ILLINOIS

Maryland trails, 0-1		
12-22-67	N1 L	72-73 (OT)
1-Sun. Memorial Tournament at El Paso, Texas (Memorial Gymnasium)		

## SOUTH FLORIDA

Maryland leads, 2-0		
1-23-90	H W	84-66
1-19-91	A W	87-81

## STANFORD

Maryland leads, 3-0		
12-28-85	N1 W	67-65
12-6-98	N2 W	62-60
3-24-01	N3 W	87-73
1-Hawaii-Pacific Tournament at Waikuku, Hawaii (War Memorial Coliseum); 2-B&T Classic at Washington D.C. (MCI Center); 3-NCAA Tournament at Anaheim, Calif (Arrowhead Pond of Anaheim)		

## STAUNTON MILITARY

Maryland trails, 0-1		
1910-11	A L	24-58

## STEVENS INSTITUTE

Maryland leads, 4-1		
1924-25	A W	21-19
1924-25	H W	21-17
1925-26	H L	24-27
1926-27	H W	27-18
1-30-28	H W	31-24

## STONY BROOK

Maryland leads, 1-0		
12-6-00	H W	107-59

## SYRACUSE

Maryland leads, 5-1		
3-20-72	N1 W	71-65
12-30-72	H2 W	90-76
3-15-73	N3 W	91-75
12-29-76	H2 W	96-85
12-6-80	A4 W	83-73
3-20-04	N5 L	70-72
1-National Invitational Tournament at New York N.Y. (Madison Square Garden); 2-Maryland Invitational at College Park, Md (Cole Field House); 3-NCAA Tournament at Charlotte N.C. (Charlotte Coliseum); 4-Carnegie Classic at Syracuse, N.Y. (Carnegie Dome); 5-NCAA Tournament at Denver Colo. (Pepsi Center)		

## TAMPA

Maryland leads, 2-0		
1-30-54	A W	61-51
12-22-70	H W	80-72

## TEMPLE

Maryland leads, 4-3		
12-4-48	A L	49-67
3-14-58	N1 L	67-71
12-29-79	H2 W	85-63
2-28-98	N3 W	83-66
2-13-00	A L	65-73
11-9-01	N4 W	82-74
1-15-05	H W	80-69
1-NCAA Tournament at Charlotte N.C. (Charlotte Coliseum); 2-Maryland Invitational at College Park, Md (Cole Field House); 3-at Baltimore, Md (Baltimore Arena); 4-Coaches vs. Cancer I/ON Classic at New York N.Y. (Madison Square Garden)		

## TENNESSEE

The series is tied, 2-2		
12-5-49	A L	40-61
12-20-63	N1 L	59-70
3-8-80	N2 W	86-75
11-25-84	N3 W	72-49
1-VPI Tournament at Blacksburg, Va. (Virginia Tech Coliseum); 2-NCAA Tournament at Greensboro, N.C. (Greensboro Coliseum); 3-Great Alaska Shootout at Anchorage, Alaska (Sullivan Arena)		

## TENNESSEE-CHATTANOOGA

Maryland leads, 2-0		
3-12-81	N1 W	81-69
3-17-83	N2 W	52-51
1-NCAA Tournament at Dayton, Ohio (Dayton Arena); 2-NCAA Tournament at Houston, Texas (The Summit)		

## TEXAS-EL PASO

Maryland trails, 1-2		
12-21-67	A1 L	53-70
12-30-88	A2 L	51-69
3-18-04	N3 W	86-83
1-Sun. Carnival Tournament at El Paso, Texas (Memorial Gymnasium); 2-Sun. Bowl Tournament at El Paso, Texas (Special Events Center); 3-NCAA Tournament at Denver, Colo. (Pepsi Center)		

## TEXAS

Maryland leads, 1-0		
3-18-95	N1 W	82-58
1-NCAA Tournament at Salt Lake City, Utah (Jon Huntsman Center)		

## TEXAS CHRISTIAN

Maryland leads, 2-0		
11-25-88	N1 W	74-67
3-26-05	H2 W	85-73
1-Freedom Bowl Classic at Irvine, Calif (Bren Events Center); 2-NIT Third Round at College Park, Md (Comcast Center)		

## TEXAS TECH

Maryland leads, 1-0		
12-27-54	N1 W	58-54
1-All-American City Tournament at Owensboro, Ky		

## TOWSON

Maryland leads, 12-0		
12-9-81	H W	75-59
12-14-82	H W	66-56
2-21-85	H W	91-38
12-13-85	H W	91-58
1-5-87	H W	79-71
11-26-90	H W	93-69
12-21-91	H W	83-76
12-23-92	H W	78-68
12-23-93	N1 W	109-71
12-12-94	H W	120-73
11-27-95	N1 W	70-67
11-30-96	H W	93-76
1-at Baltimore, Md (Baltimore Arena)		

## TULANE

Maryland leads, 1-0		
11-19-99	H1 W	78-70
1-Presession NIT at College Park, Md (Cole Field House)		

## TULSA

Maryland leads, 1-0		
12-28-64	N1 W	66-59
1-Humane Classic at Miami, Fla. (Miami Beach Convention Center)		

## UC IRVINE

Maryland leads, 1-0		
12-11-90	H W	93-79

## UCLA

Maryland trails, 2-5		
12-1-73	A L	64-65
12-28-74	H1 L	75-81
12-29-81	A L	57-90
12-23-82	H W	80-79 (2OT)
12-9-95	N2 L	63-73
11-27-98	N3 W	70-54
3-18-00	N4 L	70-105
1-Maryland Invitational at College Park, Md (Cole Field House); 2-John Wooden Classic at Anaheim, Calif (Arrowhead Pond of Anaheim); 3-Puerto Rico Shootout at Bayamon, P.R. (Eugenio Guerra Sports Complex); 4-NCAA Tournament at Minneapolis, Minn. (HHH Metrodome)		

## UC SANTA BARBARA

Maryland leads, 1-0		
3-18-88	N1 W	92-82
1-NCAA Tournament at Cincinnati, Ohio (Riverfront Coliseum)		

## UNC ASHEVILLE

Maryland leads, 2-0		
12-22-97	H W	110-52
12-12-04	H W	96-72

## UNC CHARLOTTE

Maryland leads, 1-0		
12-22-75	H W	70-60

## UNC GREENSBORO

Maryland leads, 2-0		
2-25-92	H W	84-55
12-23-03	H W	85-58

## UNC WILMINGTON

Maryland leads, 2-0		
12-27-97	H W	74-36
3-21-03	N1 W	75-73
1-NCAA Tournament at Nashville, Tenn (Gaylord Entertainment Center)		

## UNLV

Maryland trails, 1-4		
2-4-78	H W	81-68
12-4-78	A L	88-94
1-19-85	A L	76-78
12-7-85	H L	61-64
3-16-86	N1 L	64-70
1-NCAA Tournament at Long Beach, Calif (Long Beach Arena)		

## U.S. MERCHANT MARINES

Maryland trails, 1-3		
2-27-45	A L	41-54
2-14-46	H W	43-39
2-26-46	A L	31-48
2-19-47	A L	47-73

## UTAH

Maryland leads, 1-0		
11-22-94	N1 W	90-78
1-Majui Invitational at Lahana, Hawaii (Lahana Civic Center)		

## UTAH STATE



**VIRGINIA  
MILITARY  
INSTITUTE  
(VMI)****Maryland leads, 41-10**

1-28-11	A W	17-14
2-4-14	A L	3-44
1923-24	H L	12-21
1923-24	N1 W	34-19
1925-26	A W	30-21
1926-27	A W	32-15
1-14-28	A W	23-9
2-5-29	A W	30-27
2-12-30	A W	44-25
2-22-30	H W	39-21
1-9-31	A W	35-18
1-30-31	H W	44-20
1-16-32	A W	43-28
1-26-32	H W	38-20
1-13-33	A L	29-30
2-14-33	H W	45-29
2-13-34	H W	36-27
1-8-35	H W	39-24
1-7-36	H W	44-29
1-11-36	A W	53-32
1-9-37	A W	48-28
2-13-37	H W	45-28
1-8-38	A W	42-27
2-11-38	H W	43-33
2-18-39	H W	53-35
2-7-40	A W	60-33
2-20-40	H W	27-25
1-15-41	A L	30-64
2-18-41	L L	27-41
2-2-42	A L	41-46
2-27-42	H W	39-36
1-16-43	A L	34-35
2-25-43	H L	35-36
1-15-44	H W	43-36
2-19-44	A W	31-29
1-13-45	H W	46-28
2-5-45	A L	27-35
1-18-47	A W	61-50
3-1-47	H W	53-45
12-18-47	A W	53-46
1-17-48	H W	63-48
2-4-49	A W	53-45
2-28-49	H W	70-55
2-1-50	H W	65-53
2-6-50	A L	61-62
2-8-51	A W	46-41
2-24-51	H W	65-46
12-18-51	A W	57-39
2-9-52	H W	64-46
12-17-52	A W	54-37
2-12-53	H W	67-41

1-So. Conf. Tournament at Atlanta Ga.

**VIRGINIA TECH****Maryland leads, 24-5**

1925-26	A W	19-17
1925-26	H W	30-14
1-12-28	A W	29-20
2-23-28	H W	30-10
2-4-29	A L	29-39
1-25-30	H W	44-27
2-11-30	A W	34-23
1-31-31	H W	33-16
1-30-32	H W	51-16
1-7-33	A W	40-20
1-21-33	H W	37-21
1-13-34	A W	29-24
1-20-34	H W	34-32
1-31-38	H W	42-35
1-19-40	H W	49-41
2-21-41	H L	39-48
1-17-47	A W	57-49
2-17-47	H W	55-42
12-9-48	H W	60-51
12-3-49	A L	57-63
1-15-51	H L	57-66
1-12-53	H W	65-46
2-6-53	A W	70-56
12-17-53	H W	60-52
2-5-54	A W	54-41
1-29-50	H W	89-80
2-19-91	A W	82-67
2-8-05	H W	86-71
3-5-05	A L	76-86

**ACC SERIES  
PROFILE**

Terps at Home: 15-2

Terps at Cole Field House: 2-0

Terps at Comcast Center: 1-0

Terps on the Road: 9-3

Terps at Neutral Sites: 0-0

Terps since 1953-54: 4-1

Last 10 Games: 7-3

Current Streak: VT won 1

Longest UM Win Streak: 10

Longest VT Win Streak: 2

Largest Win Margin: 35 (51-16 on

Jan. 30, 1932)

Largest Loss Margin: 10 (29-39

on Feb. 4, 1929, 86-76 on Mar.

3, 2005)

Most UM Points Scored: 89

Most VT Points Scored: 86

**WAGNER****Maryland leads, 2-0**

12-5-80 N1 W 96-73

1-4-03 H W 79-57

1-Carnet Classic at Syracuse, N.Y.

(Carnet Dome)

**WAKE FOREST****Maryland leads, 57-54**

3-6-53 N1 L 59-61 (OT)

12-5-53 A L 54-71

2-15-54 H W 74-53

3-5-54 N2 L 56-64 (OT)

12-10-54 H L 58-62 (OT)

2-21-55 A L 71-75

12-10-55 H W 61-51

2-20-56 A L 60-76

12-10-56 H W 59-53

2-18-57 A L 58-62

12-13-57 H W 72-58

2-8-58 A W 74-67

12-20-58 H W 68-65

2-7-59 A L 53-56

12-18-59 H L 47-54

2-6-60 A L 64-65

12-17-60 H L 60-72

2-4-61 A L 69-78

3-3-61 N2 L 76-98

12-16-61 H W 79-62

2-17-62 A L 78-81

12-19-62 H L 74-85

2-14-63 A L 54-75

2-28-63 N2 L 41-80

1-20-64 A W 91-82

2-14-64 H L 77-79

12-18-64 H W 82-64

1-14-65 A W 93-85 (OT)

12-4-65 H W 87-66

2-7-66 A W 86-78 (OT)

12-20-66 H L 59-68

3-4-67 A L 64-78

12-14-67 A L 60-73

2-17-68 H W 87-74

12-14-68 A L 87-95

1-3-69 A3 L 71-93

12-13-69 H L 87-104

1-3-70 A3 W 96-88

12-12-70 H W 72-71

3-2-71 A L 66-72

1-10-72 A3 W 49-46

3-1-72 H W 64-56 (OT)

1-22-73 H W 105-76

2-28-73 A L 60-62

3-9-73 N4 W 73-65

1-11-74 A W 72-59

2-27-74 H W 77-68

12-4-74 A W 99-78

1-11-75 H W 89-73

1-10-76 A3 L 93-96

2-25-76 H W 105-91

1-8-77 H L 85-86 (OT)

2-22-77 A3 W 81-80

1-7-78 A3 L 75-84

2-22-78 H W 91-89

1-6-79 H L 60-66

2-19-79 A3 W 54-53

1-5-80 A W 84-76

2-20-80 H W 83-77

2-4-81 A L 60-67

2-21-81 H W 94-80

2-3-82 H W 61-56

2-20-82 A3 L 42-48

2-9-83 A3 L 66-79

2-26-83 H W 83-75

2-8-84 A3 L 87-90 (2OT)

2-26-84 H W 90-79

3-10-84 N4 W 66-64

2-6-85 A W 64-62

2-24-85 H W 69-66

1-28-86 H W 77-55

2-26-86 A3 W 59-48

2-2-87 A L 58-69

2-22-87 H L 68-75

1-2-88 H W 93-76

2-27-88 A3 W 70-65

1-4-89 A L 60-70

2-25-89 H L 61-75

1-4-90 H W 88-82

2-24-90 A L 74-84

1-2-91 A L 62-74

2-23-91 H W 86-78

1-22-92 H L 76-86

3-5-92 A W 77-66

1-16-93 H L 73-86

2-17-93 A L 64-88

1-15-94 A W 61-58

2-16-94 H W 81-58

1-14-95 H W 76-66

2-15-95 A L 54-63

1-13-96 A L 64-77

2-15-96 H L 78-85

1-19-97 A W 54-51

2-1-97 H L 69-74

1-17-98 A L 60-72

2-19-98 H L 79-83

12-3-98 H W 92-69

1-31-99 A L 72-85

1-19-00 H W 71-53

2-19-00 A W 73-67

1-17-01 H W 81-71

2-17-01 A W 73-57

3-9-01 N5 W 71-53

1-23-02 A W 85-63

2-24-02 H W 90-89

1-15-03 A L 72-81

2-17-03 H W 90-67

1-29-04 A L 85-93

2-28-04 H L 83-91

3-12-04 N4 W 87-86

1-11-05 A L 66-81

1-So. Conf. Tournament at Raleigh, N.C.

(Reynolds Coliseum), 2-ACC Tournament

at Raleigh, N.C. (Greensboro Coliseum), 3-at

Greensboro, N.C. (Greensboro Coliseum), 4-ACC

Tournament at Greensboro, N.C. (Greensboro

Coliseum), 5-ACC

Tournament at Atlanta Ga. (Georgia

Dome)

**ACC SERIES  
PROFILE**

Terps at Home: 33-16

Terps at Cole Field House: 31-15

Terps at Comcast Center: 1-0

Terps on the Road: 20-31

Terps at Neutral Sites: 3-4

Terps since 1953-54: 56-51

Last 10 Games: 7-3

Current Streak: WFU won 1

Longest UM Win Streak: 7

Longest WFU Win Streak: 6

Largest Win Margin: 29 (105-76

on Jan. 22, 1973)

Largest Loss Margin: 39 (80-41

on Feb. 28, 1963)

Most UM Points Scored: 105

Most WFU Points Scored: 104

**WASHINGTON  
COLLEGE****Maryland leads, 13-4**

1924-25	H L	16-27
1925-26	H W	30-26
1926-27	H L	18-22
1926-27	A L	16-21
2-17-28	H W	22-20
2-11-31	H L	32-33
2-10-32	H W	36-16
2-8-33	H W	35-27
2-17-34	H W	44-33
1-16-35	H W	43-27
1-23-36	H W	46-34
2-18-36	A W	56-30
1-20-37	A W	41-20
2-16-38	A W	43-42
2-24-39	H W	47-37
2-22-41	H W	26-18
1-16-42	H W	28-25

**WASHINGTON  
& LEE****Maryland leads, 27-26**

1910-11	A L	17-46
1-31-11	H L	24-29
2-3-14	A L	8-63
1923-24	H W	22-21
1925-26	H W	40-27
1926-27	H W	33-20
1926-27	A L	44-32
1926-27	A L	32-34
12-19-27	H W	38-24
1-13-28	A W	31-28
2-2-29	H L	22-47
2-6-29	A L	18-42
2-3-30	H L	25-29
2-13-30	A L	21-36
1-10-31	A W	36-21
2-3-31	H W	28-17
1-15-32	A W	42-38
2-15-32	H W	49-19
1-14-33	A L	40-43
2-11-33	H W	46-28
3-1-34	N1 L	37-45
2-16-35	H L	29-33
1-10-36	A L	27-30
2-11-36	H L	54-55
3-6-36	N1 L	32-38
1-8-37	A L	27-51
2-18-37	H L	35-41
1-7-38	A L	29-31
2-5-38	H W	36-32
2-11-39	H W	39-37
1-20-40	H L	25-44
2-8-40	A L	19-39
2-28-40	N1 W	43-30
1-14-41	A L	41-59
2-8-41	H L	15-42
2-3-42	A L	44-52
2-7-42	H L	28-30
1-15-43	A L	40-50
2-13-43	H W	55-35
1-16-47	A W	65-60
1-31-47	H W	59-50
12-17-47	A L	64-70
2-7-48	H W	64-38
2-5-49	A W	66-60
12-10-49	H W	65-46
12-18-50	H W	52-43
2-7-51	A L	65-83
12-5-51	H W	71-51
12-19-51	A W	51-43

12-18-52 A W 58-40

2-14-53 H W 87-56

2-4-54 A W 51-25





# REGULAR SEASON TOURNAMENTS

Total In-Season Tournaments: 59 • Overall Record: 93-38 (.710)  
Total Championships: 27 • Runner-Ups: 12

## ALL-AMERICAN CITY TOURNAMENT (OWENSBORO, KY.)

12-30-53	vs. Arizona State	W 65-50
12-31-53	vs. Evansville	W 66-58
1-2-54	vs. Kentucky Wesleyan	W 54-37 (champions)
12-27-54	vs. Texas Tech	W 58-54
12-28-54	vs. Rhode Island	W 83-66
12-30-54	vs. Cincinnati	W 78-61 (champions)
12-30-56	vs. Montana State	W 89-72
12-31-56	vs. New Mexico A&M	L 43-45
1-1-57	vs. Virginia	W 43-39

## BB&T BANK/CHILDREN'S CHARITIES CLASSIC (LANDOVER, MD./WASHINGTON, D.C.) \*

12-2-95	vs. Massachusetts	L 47-50
12-3-95	vs. George Washington	W 98-81
12-8-96	vs. California	W 80-64
12-9-96	vs. George Washington	W 74-68 (champions)
12-7-97	vs. Kansas	W 86-83
12-8-97	vs. George Washington	L 66-70
12-6-98	vs. Stanford	W 62-60
12-7-98	vs. DePaul	W 92-75 (champions)
12-4-99	vs. Illinois	W 69-67
12-5-99	vs. George Washington	L 69-74
12-2-00	vs. Michigan	W 82-51
12-3-00	vs. George Washington	W 71-63 (champions)
12-2-01	vs. Princeton	W 61-53
12-3-01	vs. Connecticut	W 77-65 (champions)
12-7-02	vs. Notre Dame	L 67-79
12-8-02	vs. George Washington	W 93-82
12-6-03	vs. Gonzaga	L 68-82
12-7-03	vs. West Virginia	L 77-78 (OT)
12-4-05	vs. George Mason	W 78-54
12-5-05	vs. George Washington	L 92-101

\* Known as the Franklin National Bank/Children's Charities Classic in its first three seasons. Held at US Airways Arena (Landover, Md.) in 1995 and 1996, moved to MCI Center (Washington, D.C.) in 1997.

## BLUE GRASS FESTIVAL (LOUISVILLE, KY.)

12-28-59	vs. Indiana	L 63-72
12-29-59	vs. Fordham	W 76-54

## CABLE CAR CLASSIC (SAN FRANCISCO, CALIF.)

12-21-73	vs. San Francisco	W 78-80
12-22-73	vs. Santa Clara	W 53-32 (champions)

## CARRIER CLASSIC (SYRACUSE, N.Y.)

12-5-80	vs. Wagner	W 96-73
12-6-80	vs. Syracuse	W 83-73 (champions)

## CENTRAL FIDELITY CLASSIC (RICHMOND, VA.)

12-1-89	vs. South Carolina	L 51-52
12-2-89	vs. Army	W 78-60

## CHAMINADE CHRISTMAS CLASSIC (HONOLULU, HAWAII)

12-22-89	vs. George Mason	W 104-86
12-23-89	vs. East Tennessee St.	W 91-86
12-24-89	vs. Sacramento State	W 98-68 (champions)

## CHARLOTTE INVITATIONAL

(CHARLOTTE, N.C.)		
12-28-66	vs. Davidson	W 66-55
12-29-66	vs. Army	W 57-54 (champions)
12-27-68	vs. Davidson	L 69-83
12-28-68	vs. Wichita	W 95-83

## COACHES VS. CANCER IKON CLASSIC (NEW YORK, N.Y.)

11-8-01	vs. Arizona	L 67-71
11-9-01	vs. Temple	W 82-74

## DIXIE CLASSIC (RALEIGH, N.C.)

12-29-60	vs. North Carolina	L 57-81
12-30-60	vs. NC State	L 67-75
12-31-60	vs. Wyoming	W 84-77

## ECAC HOLIDAY FESTIVAL (NEW YORK, N.Y.)

12-27-90	vs. Rutgers	W 86-81
12-29-90	vs. South Carolina	W 78-69 (champions)

## EVANSVILLE HOLIDAY TOURNAMENT (EVANSVILLE, IND.)

12-27-63	vs. Arizona	L 54-57
12-28-63	vs. Columbia	W 82-76

## FIESTA BOWL CLASSIC (TUCSON, ARIZ.)

12-28-91	vs. Rutgers	L 79-95
12-30-91	vs. Evansville	L 64-75

## FREEDOM BOWL CLASSIC (IRVINE, CALIF.)

11-25-88	vs. Texas Christian	W 74-67
11-26-88	vs. Georgia State	W 69-52 (champions)

## GREAT ALASKA SHOOTOUT

(ANCHORAGE, ALASKA)		
11-23-84	vs. Kansas	L 56-58
11-24-84	vs. Alaska-Anchorage	W 54-52
11-25-84	vs. Tennessee	W 72-49

## HALL OF FAME CLASSIC

(SPRINGFIELD, MASS.)		
12-28-93	vs. Hofstra	W 93-67
12-29-93	vs. Massachusetts	L 80-94

## HAWAII PACIFIC TOURNAMENT (WAILUKU, HAWAII)

12-28-85	vs. Stanford	W 67-65
12-29-85	vs. Hawaii-Pacific	W 92-85 (champions)

## HURRICANE CLASSIC (MIAMI, FLA.)

12-28-64	vs. Tulsa	W 66-59
12-29-64	vs. Miami (Fla.)	L 73-80

## MCI HARBOR CLASSIC (BALTIMORE, MD.)

11-27-87	vs. Loyola (Md.)	W 74-60
11-28-87	vs. Mississippi	W 77-69 (champions)

## MARSHALL INVITATIONAL

(HUNTINGTON, W.VA.)		
12-20-68	vs. Marshall	W 89-80
12-21-68	vs. Miami (Fla.)	L 85-92

## MARYLAND INVITATIONAL TOURNAMENT (COLLEGE PARK, MD.)

12-19-69	Army	L 54-69
12-20-69	Fordham	W 94-71
12-29-71	Western Kentucky	W 103-67
12-30-71	St. John's	W 90-69 (champions)
12-29-72	Georgia Tech	W 90-55
12-30-72	Syracuse	W 90-76 (champions)
12-29-73	Holy Cross	W 102-75
12-30-73	Boston College	W 58-37 (champions)
12-27-74	Georgia Tech	W 105-67
12-28-74	UCLA	L 75-81
12-29-75	Seton Hall	W 104-69
12-30-75	Princeton	W 66-59 (champions)
12-28-76	Xavier	W 84-74
12-29-76	Syracuse	W 96-85 (champions)
12-28-77	Western Kentucky	W 91-78
12-29-77	Georgia Tech	W 65-63 (champions)

12-29-78	St. Joseph's	W 62-56 (OT)
12-30-78	Southern California	W 83-79 (champions)

12-28-79	Miami-OH	W 115-76
12-29-79	Temple	W 85-63 (champions)

12-29-80	Marshall	W 114-89
12-30-80	St. Joseph's	W 74-57 (champions)

12-29-83	Randolph Macon	W 58-52
12-30-83	La Salle	W 96-83 (champions)

## MAUI INVITATIONAL (LAHAINA, HAWAII)

11-21-94	vs. Chamblade	W 95-67
11-22-94	vs. Utah	W 90-78
11-23-94	vs. Arizona State	L 90-97
11-20-00	vs. Louisville	W 95-73
11-21-00	vs. Illinois	L 80-90
11-22-00	vs. Dayton	L 71-77

## MEMPHIS INVITATIONAL (MEMPHIS, TENN.)

12-16-66	vs. Oklahoma State	W 50-49
12-17-66	vs. Memphis State	L 53-55

## MID-WINTER FESTIVAL (COLLEGE PARK, MD.)

12-29-55	Michigan State	L 75-95
12-30-55	St. Francis (Pa.)	W 75-66

## PRESEASON NIT (COLLEGE PARK, MD./NEW YORK, N.Y.) \*

11-17-99	San Francisco	W 71-61
11-19-99	Tulane	W 78-70
11-24-99	vs. Kentucky	L 58-61
11-26-99	vs. Notre Dame	W 72-67

\* First and second round games at College Park, Md.; semifinal and third place games at Madison Square Garden.

## PUERTO RICO SHOOTOUT (BAYAMON, P.R.)

11-26-98	vs. AU-Puerto Rico	W 82-32
11-27-98	vs. UCLA	W 70-54
11-28-98	vs. Pittsburgh	W 87-52 (champions)

## RAINBOW CLASSIC (HONOLULU, HAWAII)

12-25-84	vs. Iowa	W 78-68 (OT)
12-27-84	vs. Hawaii	W 79-71
12-28-84	vs. Georgia Tech	L 69-70
12-27-96	vs. Pittsburgh	W 56-53
12-28-96	vs. Hawaii	W 76-59
12-30-96	vs. Georgia	L 65-73 (OT)

## SUGAR BOWL TOURNAMENT

(NEW ORLEANS, LA.)		
12-28-57	vs. Vanderbilt	W 71-56
12-30-57	vs. Memphis State	L 46-47 (3OT)
12-29-58	vs. Mississippi State	L 45-56
12-30-58	vs. Loyola (Md.)	W 54-50
12-29-61	vs. Mississippi State	L 62-64
12-30-61	vs. Louisville	L 64-83
12-29-65	vs. Houston	W 69-68
12-30-65	vs. Dayton	W 77-75 (champions)

## SUN BOWL TOURNAMENT (EL PASO, TEXAS)

12-29-88	vs. Lamar	W 74-65
12-30-88	vs. Texas-El Paso	L 51-69

## SUN CARNIVAL TOURNAMENT

(EL PASO, TEXAS)		
12-21-67	vs. Texas-El Paso	L 53-70
12-22-67	vs. Southern Illinois	L 72-73 (OT)

## TIP-OFF TOURNAMENT (LANDOVER, MD.)

11-27-77	vs. American	W 78-65
11-28-77	vs. Georgetown	W 91-87 (champions)

## VIRGINIA TECH TOURNAMENT

(BLACKSBURG, VA.)		
12-20-63	vs. Tennessee	L 59-70
12-21-63	vs. Louisiana State	W 75-65



20  
06

MARYLAND

27  
SPORTS1  
TEAMTHE  
TURTLE!

# ACC TOURNAMENT HISTORY

## 1954, REYNOLDS COLISEUM (RALEIGH, N.C.)

#2 Maryland def. #7 Clemson	75-59	H: 38-25	
#2 Maryland lost to #3 Wake Forest	56-64 (ot)	H: 29-29	R: 50-50

## 1955, REYNOLDS COLISEUM (RALEIGH, N.C.)

#3 Maryland lost to #6 Virginia	67-68 (ot)	H: 33-35	R: 59-59
---------------------------------	------------	----------	----------

## 1956, REYNOLDS COLISEUM (RALEIGH, N.C.)

#5 Maryland lost to #4 Duke	69-94	H: 33-44	
-----------------------------	-------	----------	--

## 1957, REYNOLDS COLISEUM (RALEIGH, N.C.)

#2 Maryland def. #7 Virginia	71-68	H: 35-35	
#2 Maryland lost to #6 South Carolina	64-74	H: 30-30	

## 1958, REYNOLDS COLISEUM (RALEIGH, N.C.)

#4 Maryland def. #5 Virginia	70-66	H: 40-35	
#4 Maryland def. #1 Duke	71-65 (ot)	H: 29-23	R: 61-61
#4 Maryland def. #3 North Carolina	86-74	H: 27-34	

## 1959, REYNOLDS COLISEUM (RALEIGH, N.C.)

#4 Maryland lost to #5 Virginia	65-66	H: 33-23	
---------------------------------	-------	----------	--

## 1960, REYNOLDS COLISEUM (RALEIGH, N.C.)

#3 Maryland lost to #6 N.C. State	58-74	H: 33-36	
-----------------------------------	-------	----------	--

## 1961, REYNOLDS COLISEUM (RALEIGH, N.C.)

#4 Maryland def. #5 Clemson	91-75	H: 38-27	
#4 Maryland lost to #1 Wake Forest	76-98	H: 27-44	

## 1962, REYNOLDS COLISEUM (RALEIGH, N.C.)

#7 Maryland lost to #2 Duke	58-71	H: 30-32	
-----------------------------	-------	----------	--

## 1963, REYNOLDS COLISEUM (RALEIGH, N.C.)

#7 Maryland lost to #2 Wake Forest	41-80	H: 21-34	
------------------------------------	-------	----------	--

## 1964, REYNOLDS COLISEUM (RALEIGH, N.C.)

#3 Maryland lost to #6 Clemson	67-81	H: 29-37	
--------------------------------	-------	----------	--

## 1965, REYNOLDS COLISEUM (RALEIGH, N.C.)

#3 Maryland def. #6 Clemson	61-50	H: 32-27	
#3 Maryland lost to #2 N.C. State	67-76	H: 27-38	

## 1966, REYNOLDS COLISEUM (RALEIGH, N.C.)

#5 Maryland lost to #4 North Carolina	70-77	H: 38-36	
---------------------------------------	-------	----------	--

## 1967, GREENSBORO COLISEUM (GREENSBORO, N.C.)

#6 Maryland lost to #3 South Carolina	52-60	H: 30-28	
---------------------------------------	-------	----------	--

## 1968, CHARLOTTE COLISEUM (CHARLOTTE, N.C.)

#6 Maryland lost to #3 N.C. State	54-63	H: 25-29	
-----------------------------------	-------	----------	--

## 1969, CHARLOTTE COLISEUM (CHARLOTTE, N.C.)

#7 Maryland lost to #2 South Carolina	71-92	H: 34-42	
---------------------------------------	-------	----------	--

## 1970, CHARLOTTE COLISEUM (CHARLOTTE, N.C.)

#6 Maryland lost to #3 N.C. State	57-67	H: 31-29	
-----------------------------------	-------	----------	--

## 1971, GREENSBORO COLISEUM (GREENSBORO, N.C.)

#7 Maryland lost to #2 South Carolina	63-71	H: 27-37	
---------------------------------------	-------	----------	--

## 1972, GREENSBORO COLISEUM (GREENSBORO, N.C.)

#2 Maryland def. #7 Clemson	54-52	H: 22-28	
#2 Maryland def. #4 Duke	63-48	H: 35-23	
#2 Maryland lost to #1 North Carolina	64-73	H: 29-41	

## 1973, GREENSBORO COLISEUM (GREENSBORO, N.C.)

#3 Maryland def. #6 Clemson	77-61	H: 31-26	
#3 Maryland def. #7 Wake Forest	73-65	H: 30-34	
#3 Maryland lost to #1 N.C. State	74-76	H: 32-32	

## 1974, GREENSBORO COLISEUM (GREENSBORO, N.C.)

#2 Maryland def. #7 Duke	85-66	H: 42-26	
#2 Maryland def. #3 North Carolina	105-85	H: 50-34	
#2 Maryland lost to #1 N.C. State	100-103 (ot)	H: 55-50	R: 97-97

## 1975, GREENSBORO COLISEUM (GREENSBORO, N.C.)

#1 Maryland, bye			
#1 Maryland lost to #4 N.C. State	85-87	H: 42-49	

## 1976, CAPITAL CENTRE (LANDOVER, MD.)

#2 Maryland def. #7 Duke	80-78 (ot)	H: 39-46	R: 74-74
#2 Maryland lost to #6 Virginia	65-73	H: 31-37	

## 1977, GREENSBORO COLISEUM (GREENSBORO, N.C.)

#4 Maryland lost to #5 N.C. State	72-82	H: 35-49	
-----------------------------------	-------	----------	--

## 1978, GREENSBORO COLISEUM (GREENSBORO, N.C.)

#6 Maryland def. #3 N.C. State	109-108 (3ot)	H: 48-36	R: 84-84
		1ot: 92-92	2ot: 98-98
#6 Maryland lost to #2 Duke	69-81	H: 31-37	

## 1979, GREENSBORO COLISEUM (GREENSBORO, N.C.)

#4 Maryland def. #5 Clemson	75-67	H: 40-33	
#4 Maryland lost to #1 North Carolina	79-102	H: 29-43	

## 1980, GREENSBORO COLISEUM (GREENSBORO, N.C.)

#1 Maryland def. #8 Georgia Tech	51-49 (ot)	H: 26-25	R: 43-43
#1 Maryland def. #4 Clemson	91-85	H: 56-40	
#1 Maryland lost to #6 Duke	72-73	H: 37-33	

## 1981, CAPITAL CENTRE (LANDOVER, MD.)

#4 Maryland def. #5 Duke	56-53	H: 29-22	
#4 Maryland def. #1 Virginia	85-62	H: 35-25	
#4 Maryland lost to #2 North Carolina	60-61	H: 26-32	

## 1982, GREENSBORO COLISEUM (GREENSBORO, N.C.)

#5 Maryland lost to #4 N.C. State	28-40	H: 11-13	
-----------------------------------	-------	----------	--

## 1983, THE OMNI (ATLANTA, GA.)

#3 Maryland lost to #6 Georgia Tech	58-64 (ot)	H: 19-26	R: 47-47
-------------------------------------	------------	----------	----------

## 1984, GREENSBORO COLISEUM (GREENSBORO, N.C.)

#2 Maryland def. #7 N.C. State	69-63	H: 34-31	
#2 Maryland def. #3 Wake Forest	66-64	H: 33-20	
#2 Maryland def. #4 Duke	74-62	H: 27-30	

## 1985, THE OMNI (ATLANTA, GA.)

#5 Maryland lost to #4 Duke	73-86	H: 37-43	
-----------------------------	-------	----------	--

## 1986, GREENSBORO COLISEUM (GREENSBORO, N.C.)

#6 Maryland def. #3 North Carolina	85-75	H: 28-34	
#6 Maryland lost to #2 Georgia Tech	62-64	H: 34-31	

## 1987, CAPITAL CENTRE (LANDOVER, MD.)

#8 Maryland lost to #1 North Carolina	63-82	H: 33-37	
---------------------------------------	-------	----------	--

## 1988, GREENSBORO COLISEUM (GREENSBORO, N.C.)

#5 Maryland def. #4 Georgia Tech	84-67	H: 43-29	
#5 Maryland lost to #1 North Carolina	64-74	H: 29-35	





### 1989, THE OMNI (ATLANTA, GA.)

#8 Maryland def. #1 N.C. State	71-49	H: 32-31
#8 Maryland lost to #4 North Carolina	58-88	H: 14-38

### 1990, CHARLOTTE COLISEUM (CHARLOTTE, N.C.)

#7 Maryland lost to #2 Duke	84-104	H: 48-48
-----------------------------	--------	----------

### 1992, CHARLOTTE COLISEUM (CHARLOTTE, N.C.)

#8 Maryland def. #9 Clemson	81-75	H: 36-39
#8 Maryland lost to #1 Duke	87-94	H: 44-49

### 1993, CHARLOTTE COLISEUM (CHARLOTTE, N.C.)

#8 Maryland def. #9 N.C. State	76-55	H: 31-26
#8 Maryland lost to #1 North Carolina	66-102	H: 34-51

### 1994, CHARLOTTE COLISEUM (CHARLOTTE, N.C.)

#5 Maryland lost to #4 Virginia	63-69	H: 23-21
---------------------------------	-------	----------

### 1995, GREENSBORO COLISEUM (GREENSBORO, N.C.)

#3 Maryland def. #6 Florida State	71-64	H: 32-36
#3 Maryland lost to #2 No. Carolina	92-97(ot)	H: 36-43 R: 86-86

### 1996, GREENSBORO COLISEUM (GREENSBORO, N.C.)

#5 Maryland def. #4 Duke	82-69	H: 35-39
#5 Maryland lost to #1 Georgia Tech	79-84	H: 38-48

### 1997, GREENSBORO COLISEUM (GREENSBORO, N.C.)

#5 Maryland def. #4 Clemson	76-61	H: 31-25
#5 Maryland lost to #8 N.C. State	58-65	H: 25-20

### 1998, GREENSBORO COLISEUM (GREENSBORO, N.C.)

#3 Maryland def. #6 Georgia Tech	83-65	H: 43-33
#3 Maryland lost to #2 North Carolina	73-83 (ot)	H: 30-26 R: 66-66

### 1999, CHARLOTTE COLISEUM (CHARLOTTE, N.C.)

#2 Maryland def. #8 Florida State	93-69	H: 42-30
#2 Maryland lost to #3 North Carolina	79-86	H: 34-40

### 2000, CHARLOTTE COLISEUM (CHARLOTTE, N.C.)

#2 Maryland def. #7 Florida State	82-61	H: 43-24
#2 Maryland def. #5 Wake Forest	82-73	H: 36-37
#2 Maryland lost to #1 Duke	68-81	H: 36-37

### 2001, GEORGIA DOME (ATLANTA, GA.)

#3 Maryland def. #6 Wake Forest	71-53	H: 31-26
#3 Maryland lost to #2 Duke	82-84	H: 45-42

### 2002, CHARLOTTE COLISEUM (CHARLOTTE, N.C.)

#1 Maryland def. #8 Florida State	85-69	H: 40-28
#1 Maryland lost to #4 NC State	82-86	H: 38-40

### 2003, GREENSBORO COLISEUM (GREENSBORO, N.C.)

#2 Maryland lost to #7 North Carolina	72-84	H: 40-36 R: 66-66
---------------------------------------	-------	-------------------

### 2004, GREENSBORO COLISEUM (GREENSBORO, N.C.)

#6 Maryland def. #3 Wake Forest	87-86	H: 36-36
#6 Maryland def. #2 NC State	85-82	H: 26-45
#6 Maryland def. #1 Duke	95-87	H: 38-36 R: 77-77

### 2005, MCI CENTER (WASHINGTON, D.C.)

#8 Maryland lost to #9 Clemson	72-84	H: 36-39
--------------------------------	-------	----------

H - Halftime Score, R - Regulation Score

## ACC TOURNAMENT COMPOSITE

TEAM NAME	W	L	Pct.	1st	Qtr/2nd	Semi	Final	MD vs.
North Carolina	76	36	.679	0-0	34-12	27-12	15-12	3-12
Duke	77	37	.675	4-0	32-16	26-10	15-11	7-9
NC State	58	42	.580	4-3	28-19	16-14	10-6	6-11
Maryland	40	48	.454	2-1	26-23	9-18	3-6	n/a
Georgia Tech	19	23	.452	0-2	10-14	6-4	3-3	3-3
Wake Forest	39	48	.448	0-0	25-26	10-16	4-6	4-3
Virginia	29	51	.363	2-2	20-30	6-14	1-5	4-4
Florida State	5	14	.263	4-4	1-9	0-1	0-0	4-0
Clemson	14	52	.212	3-6	10-36	1-9	0-1	9-2
South Carolina	13	17	.433	0-0	9-9	3-6	1-2	0-4

## MARYLAND RECORD BY SEEDS

Seed (yrs.)	Record (Titles)
No. 1 (3)	3-3
No. 2 (9)	13-8 (1)
No. 3 (8)	5-8
No. 4 (5)	6-4 (1)
No. 5 (9)	4-9
No. 6 (6)	5-5
No. 7 (5)	0-5
No. 8 (5)	3-5
No. 9 (0)	0-0

## MARYLAND'S INDIVIDUAL GAME HIGHS

Points: 38, Walt Williams vs. Clemson, 1992; Albert King vs. Clemson, 1980
FG: 17, Albert King vs. Clemson, 1980
FGA: 30, Will Hetzel vs. South Carolina, 1969; Bob Kessler vs. Duke, 1956
FG%: .846, John Gilchrist (11-13) vs. NC State, 2004
3FG: 6, Keith Gatlin vs. Georgia Tech, 1988
3FGA: 12, Walt Williams vs. Clemson, 1992
3FG%: 1.000, Keith Gatlin (6-6) vs. Georgia Tech, 1988; John Gilchrist (4-4) vs. Wake Forest, 2004
FT: 13, Keith Booth vs. Clemson, 1997; John Johnson vs. N.C. State, 1989
FTA: 15, John Johnson vs. N.C. State, 1989
FT%: 1.000, Bill Stasiulis (12-12) vs. Wake Forest, 1961
Reb: 18, Larry Gibson vs. N.C. State, 1978
Ast: 11, Steve Blake vs. NC State, 2002; Steve Blake vs. Duke, 2001; Dutch Morley vs. Clemson, 1979
Blk: 4, Lonny Baxter vs. Duke, 2001; Lonny Baxter vs. NC State, 2000; Joe Smith vs. North Carolina, 1995
Stl: 7, Walt Williams vs. North Carolina, 1989

## ACC TOURNAMENT FAST FACTS

- The only time that four players on one team scored 20 or more points in an ACC Tournament game: John Lucas (24), Owen Brown (22), Mo Howard (20) and Tom McMillen (20) scored 86 of Maryland's 105 points in the Terps' 105-85 semifinal victory over North Carolina in 1974
- The 2004 Maryland basketball team captured the ACC Title, winning the conference tournament for the third time in history and the first time since 1984. The Terrapins defeated No. 3 seed Wake Forest (87-86), No. 2 seed NC State (85-82) and No. 1 seed Duke (95-87 (OT)) to mark the third time in ACC Tournament history that a team has knocked off the top three seeds.
- John Gilchrist was named the 2004 ACC Tournament MVP, becoming the first Terrapin to earn that distinction since Len Bias in 1984. He averaged 24.0 points, 6.3 assists, 5.3 rebounds and 2.0 steals across the three ACC tourney games, including a 30-point, seven-assist, four-rebound, four-steal performance in Maryland's comeback victory over NC State in the semifinal round.



# POSTSEASON HISTORY

## NCAA APPEARANCES

NCAA Appearances: 21

Overall Record: 35-20

National Championships: 1 (2002)

Times to the Final Four: 2 (2001, 2002)

Times to the Final Eight: 4 (1973, 1975, 2001, 2002)

Times to the Sweet Sixteen: 13 (1958, 1973, 1975, 1980, 1984, 1985, 1994, 1995, 1998, 1999, 2001, 2002, 2003)

### OVERALL APPEARANCES

Year	Maryland's Result	Md. Seed
1958	East Regional Semifinals	n/a
1973	East Regional Final	n/a
1975	Midwest Regional Final	n/a
1980	East Regional Semifinal	2
1981	Midwest Regional Second Round	6
1983	Midwest Regional Second Round	8
1984	Midwest Regional Semifinals	3
1985	Southeast Regional Semifinal	5
1986	West Regional Second Round	5
1988	Southeast Regional Second Round	7
1994	Midwest Regional Semifinals	10
1995	West Regional Semifinals	3
1996	West Regional First Round	7
1997	Southeast Regional First Round	5
1998	West Regional Semifinals	4
1999	Southeast Regional Semifinals	2
2000	Midwest Regional Second Round	3
2001	West Regional Champions/Final Four	3
2002	NCAA & East Regional Champions	1
2003	South Region Semifinals	6
2004	Denver Second Round	4

### 1958

East Regional, First Round

Site: New York, N.Y.

Maryland 88, Boston College 63 (3-11-58)

East Regional, Semifinals/Third Place Game

Site: Charlotte, N.C.

Temple 81, Maryland 67 (3-14-58)

Maryland 59, Manhattan 55 (3-15-58)

### 1973

East Regional, First Round

Site: Charlotte, N.C.

First Round Bye

East Regional, Semifinal/Final

Site: at Charlotte, N.C.

Maryland 91, Syracuse 75 (3-15-73)

Providence 103, Maryland 89 (3-17-73)

### 1975

Midwest Regional, First Round

Site: Lubbock, Texas

Maryland 83, Creighton 79 (3-15-75)

Midwest Regional, Semifinal/Final

Site: Las Cruces, N.M.

Maryland 83, Notre Dame 71 (3-20-75)

Louisville 96, Maryland 82 (3-22-75)

### 1980

East Regional, First/Second Rounds

Site: Greensboro, N.C.

First Round Bye

No. 2 Maryland 86, No. 7 Tennessee 75 (3-8-80)

East Regional, Semifinal

Site: Philadelphia, Pa.

No. 3 Georgetown 74, No. 2 Maryland 68 (3-14-80)

### 1981

Midwest Regional, First/Second Rounds

Site: at Dayton, Ohio

No. 6 Maryland 81, No. 11 Tenn. Chattanooga 69 (3-12-81)

No. 3 Indiana 99, No. 6 Maryland 64 (3-14-81)

### 1983

Midwest Regional, First/Second Rounds

Site: Houston, Texas

No. 8 Maryland 52, No. 9 Tenn. Chattanooga 51 (3-17-83)

No. 1 Houston 60, No. 8 Maryland 50 (3-19-83)

### 1984

Midwest Regional, First/Second Rounds

Site: Birmingham, Ala.

First Round Bye

No. 3 Maryland 102, No. 11 West Virginia 77 (3-17-84)

Midwest Regional Semifinal

Site: Lexington, Ky.

No. 2 Illinois 72, No. 3 Maryland 70 (3-22-84)

### 1985

Southeast Regional, First/Second Rounds

Site: Dayton, Ohio

No. 5 Maryland 69, No. 12 Miami-OH 68 (OT) (3-15-85)

No. 5 Maryland 64, No. 13 Navy 59 (3-17-85)

Southeast Regional, Semifinal

Site: Birmingham, Ala.

No. 8 Villanova 46, No. 5 Maryland 43 (3-22-85)

### 1986

West Regional, First/Second Rounds

Site: Long Beach, Calif.

No. 5 Maryland 69, No. 12 Pepperdine 64 (3-14-86)

No. 4 Nevada-Las Vegas 70, No. 5 Maryland 64 (3-16-84)

### 1988\*

Southeast Regional, First/Second Rounds

Site: Cincinnati, Ohio

No. 7 Maryland 92, No. 12 UC Santa Barbara 82 (3-18-88)

No. 2 Kentucky 90, No. 7 Maryland 81 (3-20-88)

\* Maryland's 1988 NCAA Tournament appearance was vacated by the NCAA.

### 1994

Midwest Regional, First/Second Rounds

Site: Wichita, Kan.

No. 10 Maryland 74, No. 7 St. Louis 67 (3-17-94)

No. 10 Maryland 95, No. 2 Massachusetts 87 (3-19-94)

Midwest Regional, Semifinal

Site: Dallas, Texas

No. 3 Michigan 78, No. 10 Maryland 71 (3-25-94)

### 1995

West Regional, First/Second Rounds

Site: Salt Lake City, Utah

No. 3 Maryland 87, No. 14 Gonzaga 63 (3-16-95)

No. 3 Maryland 82, No. 11 Texas 68 (3-18-95)

West Regional, Semifinal

Site: Oakland, Calif.

No. 2 Connecticut 99, No. 3 Maryland 89 (3-23-95)

### 1996

West Regional, First Round

Site: Tempe, Ariz.

No. 10 Santa Clara 91, No. 7 Maryland 79 (3-15-96)

### 1997

Southeast Regional, First Round

Site: Memphis, Tenn.

No. 12 Charleston 75, No. 5 Maryland 66 (3-13-97)

### 1998

West Regional, First/Second Rounds

Site: Sacramento, Calif.

No. 4 Maryland 82, No. 13 Utah State 68 (3-13-98)

No. 4 Maryland 67, No. 5 Illinois 61 (3-15-98)

West Regional, Semifinal

Site: Anaheim, Calif.

No. 1 Arizona 87, No. 4 Maryland 79 (3-19-98)

### 1999

South Regional, First/Second Rounds

Site: Orlando, Fla.

No. 2 Maryland 82, No. 15 Valparaiso 60 (3-11-99)

No. 2 Maryland 75, No. 10 Creighton 63 (3-13-99)

South Regional, Semifinal

Site: Knoxville, Tenn.

No. 3 St. John's 76, No. 2 Maryland 63 (3-18-99)

### 2000

Midwest Regional, First/Second Rounds

Site: Minneapolis, Minn.

No. 3 Maryland 74, No. 14 Iowa 59 (3-16-00)

No. 6 UCLA 105, No. 3 Maryland 70 (3-18-00)

### 2001

West Regional, First/Second Rounds

Site: Boise, Idaho

No. 3 Maryland 83, No. 14 George Mason 80 (3-15-01)

No. 3 Maryland 79, No. 11 Georgia State 60 (3-17-01)

West Regional Semifinal/Final

Site: Anaheim, Calif.

No. 3 Maryland 76, No. 10 Georgetown 66 (3-22-01)

No. 3 Maryland 87, No. 1 Stanford 73 (3-24-01)

Final Four

Site: Minneapolis, Minn.

No. 1 Duke 95, No. 3 Maryland 84 (3-31-01)

### 2002

East Regional, First/Second Rounds

Site: Washington, D.C.

No. 1 Maryland 85, No. 16 Siena 70 (3-15-02)

No. 1 Maryland 87, No. 8 Wisconsin 57 (3-17-02)

East Regional Semifinal/Final

Site: Syracuse, N.Y.

No. 1 Maryland 78, No. 4 Kentucky 68 (3-22-02)

No. 1 Maryland 90, No. 2 Connecticut 82 (3-24-02)

Final Four

Site: Atlanta, Ga.

No. 1 Maryland 97, No. 1 Kansas 88 (3-30-02)

No. 1 Maryland 64, No. 5 Indiana 52 (4-1-02)

### 2003

South Regional, First/Second Rounds

Site: Nashville, Tenn.

No. 6 Maryland 75, No. 11 UNC Wilmington 73 (3-21-03)

No. 6 Maryland 77, No. 3 Xavier 64 (3-23-03)

South Regional Semifinal

Site: San Antonio, Texas

No. 7 Michigan State 60, No. 6 Maryland 58 (3-28-03)

### 2004

Denver Regional, First/Second Rounds

Site: Denver, Colo.

No. 4 Maryland 86, No. 13 UTEP 83 (3-18-04)

No. 5 Syracuse 72, No. 4 Maryland 70 (3-20-04)

## NIT APPEARANCES

NIT Appearances: 5 Appearances

Overall Record: 10-4

Championships: 1 (1972)

### OVERALL APPEARANCES

Year Maryland's Result

1972 Champions

1979 Second Round

1982 Second Round

1990 Second Round

2005 Semifinals

### 1972

First Round/Quarterfinals (16 Teams)

Site: New York, N.Y.

Maryland 67, St. Joseph's 55 (3-18-72)

Maryland 71, Syracuse 65 (3-20-72)

Semifinals/Championship

Site: New York, N.Y.

Maryland 91, Jacksonville 77 (3-23-72)

Maryland 100, Niagara 69 (3-25-72)

### 1979

First Round/Second Round (24 teams)

Site: College Park, Md.

Maryland 67, Rhode Island 65 (3-7-79) (3 OT)

Ohio State 79, Maryland 72 (3-12-79)

### 1982

First Round (32 Teams)

Site: Richmond, Va.

Maryland 60, Richmond 50 (3-12-82)

Second Round

Site: Athens, Ga.

Georgia 83, Maryland 69 (3-15-82)

### 1990

First Round (32 Teams)

Site: College Park, Md.

Maryland 91, Massachusetts 81 (3-15-90)

Second Round

Site: State College, Pa.

Penn State 80, Maryland 78 (3-19-90)

### 2005

First Round (40 Teams)

Site: College Park, Md.

Maryland 85, Oral Roberts 72 (3-16-05)

Second Round

Site: College Park, Md.

Maryland 78, Davidson 63 (3-23-05)

Quarterfinals

Site: College Park, Md.

Maryland 85, TCU 73 (3-26-05)

Semifinals

Site: New York, N.Y.

South Carolina 75, Maryland 67 (3-29-05)





# NCAA INDIVIDUAL RECORDS

All career records require participation in a minimum two NCAA Tournaments. Series records require participation in a minimum two tournament games. Single game abbreviations: 1R-First Round, 2R-Second Round, RSF-Regional Semifinal, RF-Regional Final, NSF-National Semifinal, NF-National Final. Three-point records are since Maryland's participation in the 1988 tournament. Blocks and steals records begin with the 1975 tournament, assists records begin in the 1973 tournament.

## CAREER - GAMES PLAYED

1. Steve Blake (00, 01, 02, 03)	16
Tahij Holden (00, 01, 02, 03)	16
Drew Nicholas (00, 01, 02, 03)	16
Lonny Baxter (99, 00, 01, 02)	16
Juan Dixon (99, 00, 01, 02)	16
Mike Mardesich (98, 99, 00, 01)	13
Terence Morris (98, 99, 00, 01)	13

## CAREER - GAMES STARTED

1. Steve Blake (00, 01, 02, 03)	16
Lonny Baxter (99, 00, 01, 02)	16
3. Juan Dixon (99, 00, 01, 02)	13
4. Byron Mouton (01, 02)	11
5. Terence Morris (98, 99, 00, 01)	10
6. Len Bias (83, 84, 85, 86)	9

## CAREER - MINUTES PLAYED

1. Juan Dixon (99, 00, 01, 02)	506 (31.6)
2. Steve Blake (00, 01, 02, 03)	409 (31.5)
3. Lonny Baxter (99, 00, 01, 02)	394 (24.6)
4. Len Bias (83, 84, 85, 86)	336 (37.3)
5. Terence Morris (98, 99, 00, 01)	335 (25.8)

## SERIES - MINUTES PLAYED


1. Juan Dixon (02)	219 (36.5)
2. Steve Blake (02)	186 (31.0)
3. Juan Dixon (01)	178 (35.6)
4. Byron Mouton (02)	175 (29.2)
5. Lonny Baxter (02)	167 (27.8)
6. Steve Blake (01)	158 (31.6)
7. Chris Wilcox (02)	156 (26.0)
8. Lonny Baxter (01)	133 (26.6)

## CAREER - POINTS

1. Juan Dixon (99, 00, 01, 02)	294 (18.4)
2. Lonny Baxter (99, 00, 01, 02)	237 (14.8)
3. Len Bias (83, 84, 85, 86)	168 (18.7)
4. Terence Morris (98, 99, 00, 01)	143 (11.0)
5. Drew Nicholas (00, 01, 02, 03)	137 (8.6)
6. Adrian Branch (83, 84, 85)	129 (18.4)
7. Joe Smith (94, 95)	125 (20.8)
8. Steve Blake (00, 01, 02, 03)	122 (7.6)
7. John Lucas (73, 75)	111 (22.2)
8. Johnny Rhodes (94, 95, 96)	107 (15.3)

## SERIES - POINTS

1. Juan Dixon (02)	155 (25.8)
2. Lonny Baxter (02)	94 (15.7)
3. Juan Dixon (01)	85 (17.0)
4. Chris Wilcox (02)	81 (13.5)
Lonny Baxter (01)	81 (16.2)
6. John Lucas (75)	70 (23.3)
7. Joe Smith (94)	63 (21.0)
8. Joe Smith (95)	62 (20.7)
9. Len Bias (86) 57 (28.5)	
Drew Nicholas (03)	57 (19.0)



Lonny Baxter

## GAME - POINTS

1. Juan Dixon vs. Kansas (FF, NSF, 3-30-02)	33
2. Joe Smith vs. Texas (W, 2R, 3-18-95)	31
Len Bias vs. UNLV (W, 2R, 3-16-86)	31
4. Lonny Baxter vs. Connecticut (E, RF, 3-24-02)	29
Juan Dixon vs. Wisconsin (E, 2R, 3-17-02)	29
Juan Dixon vs. Siena (E, 1R, 3-15-02)	29
Joe Smith vs. Saint Louis (MW, 1R, 3-17-94)	29
8. Greg Manning vs. Tennessee (E, 2R, 3-8-80)	28
9. Juan Dixon vs. Connecticut (E, RF, 3-24-02)	27
Johnny Rhodes vs. Santa Clara (W, 1R, 3-15-96)	27
John Lucas vs. Louisville (MW, RF, 3-22-75)	27

## CAREER - SCORING AVERAGE

1. John Lucas (73, 75)	22.2 (111)
2. Joe Smith (94, 95)	20.8 (125)
3. Albert King (80, 81)	20.5 (82)
4. Len Bias (83, 84, 85, 86)	18.7 (168)
5. Juan Dixon (99, 00, 01, 02)	18.4 (294)

## SERIES - SCORING AVERAGE

1. Len Bias (86) 28.5 (57)	
2. Juan Dixon (02)	25.8 (155)
3. Albert King (81)	23.5 (47)
Greg Manning (80)	23.5 (47)
5. John Lucas (75)	23.3 (70)

## CAREER - FIELD GOALS MADE

1. Juan Dixon (99, 00, 01, 02)	99
2. Lonny Baxter (99, 00, 01, 02)	84
3. Len Bias (83, 84, 85, 86)	65
4. Terence Morris (98, 99, 00, 01)	52

## SERIES - FIELD GOALS MADE

1. Juan Dixon (02)	52
2. Chris Wilcox (02)	33
3. Lonny Baxter (02)	32
4. Lonny Baxter (01)	30
5. Juan Dixon (01)	29



John Lucas

## GAME - FIELD GOALS MADE

1. Lonny Baxter vs. Stanford (W, RF, 3-24-01)	11
Johnny Rhodes vs. Santa Clara (W, 1R, 3-15-96)	11
Derrick Lewis vs. UC Santa Barbara (SE, 1R, 3-18-88)	11
Len Bias vs. UNLV (MW, 2R, 3-16-86)	11
Albert King vs. UT Chattanooga (MW, 1R, 3-12-81)	11
Greg Manning vs. Tennessee (E, 2R, 3-8-80)	11
John Lucas vs. Louisville (MW, RF, 3-22-75)	11
Nick Davis vs. Boston College (E, 1R, 3-11-58)	11

## CAREER - FIELD GOALS ATTEMPTED

1. Juan Dixon (99, 00, 01, 02)	205
2. Lonny Baxter (99, 00, 01, 02)	164
3. Len Bias (83, 84, 85, 86)	120
4. Terence Morris (98, 99, 00, 01)	114

## SERIES - FIELD GOALS ATTEMPTED

1. Juan Dixon (02)	96
2. Chris Wilcox (02)	64
3. Lonny Baxter (01)	62
4. Juan Dixon (01)	61
5. Lonny Baxter (02)	57

## GAME - FIELD GOALS ATTEMPTED

1. Albert King vs. Indiana (ME, 2R, 3-14-81)	28
2. Len Bias vs. UNLV (W, 2R, 3-16-86)	23
3. Johnny Rhodes vs. Santa Clara (W, 1R, 3-15-96)	22
Owen Brown vs. Louisville (MW, RF, 3-22-75)	22

## CAREER - FIELD GOAL PCT. (MIN. 25 ATT.)

1. Buck Williams (80, 81)	667 (26 of 39)
2. Greg Manning (80, 81)	609 (28 of 46)
3. Joe Smith (94, 95)	556 (45 of 81)
4. John Lucas (73, 75)	554 (46 of 83)



Joe Smith

## SERIES - FIELD GOAL PCT. (MIN. 15 ATT.)

1. Len Bias (83) 750 (12 of 16)	
2. Buck Williams (80)	696 (16 of 23)
3. Tom McMillen (73)	692 (18 of 26)
4. Greg Manning (80)	690 (20 of 29)

## GAME - FIELD GOAL PCT. (MIN. 8 ATT.)

1. Ben Coleman vs. West Virginia (ME, 2R, 3-17-84)	.889 (8 of 9)
2. Laron Profit vs. Valparaiso (S, 1R, 3-11-99)	.800 (8 of 10)
Buck Williams vs. Georgetown (E, RSF, 3-14-80)	.800 (8 of 10)
Tom McMillen vs. Syracuse (E, RSF, 3-15-73)	.800 (8 of 10)

## CAREER - 3-POINT FIELD GOALS MADE

1. Juan Dixon (99, 00, 01, 02)	38
2. Steve Blake (00, 01, 02, 03)	17
Drew Nicholas (00, 01, 02, 03)	17
4. Sarunas Jasikevicius (95, 96, 97, 98)	10

## SERIES - 3-POINT FIELD GOALS MADE

1. Juan Dixon (02)	22
2. Juan Dixon (01)	9
Keith Gatlin (88)	9
4. Drew Nicholas (03)	8
Sarunas Jasikevicius (98)	8

## GAME - 3-POINT FIELD GOALS MADE

1. Drew Nicholas vs. UNC Wilmington (S, 1R, 3-21-03)	5
Juan Dixon vs. Kansas (FF, NSF, 3-30-02)	5
Juan Dixon vs. Siena (E, 1R, 3-15-02)	5
Keith Gatlin vs. UC Santa Barbara (SE, 1R, 3-18-88)	5



20  
06

MARYLAND

27  
SPORTS1  
TEAM**CAREER - 3-POINT FIELD GOALS ATT.**

1. Juan Dixon (99, 00, 01, 02)	88
2. Drew Nicholas (00, 01, 02, 03)	49
3. Steve Blake (00, 01, 02, 03)	47
4. Duane Simpkins (94, 95, 96)	29
5. Terence Morris (98, 99, 00, 01)	26

**SERIES - 3-POINT FIELD GOALS ATT.**

1. Juan Dixon (02)	43
2. Juan Dixon (01)	24
3. Steve Blake (02)	21
4. Drew Nicholas (03)	20
5. Drew Nicholas (02)	19

**GAME - 3-POINT FIELD GOALS ATT.**

1. Juan Dixon vs. Kansas (FF, NSF, 3-30-02)	11
2. Juan Dixon vs. Duke (FF, NSF, 3-31-01)	10
3. Drew Nicholas vs. UNC Wilmington (S, 1R, 3-21-03)	8
Juan Dixon vs. Kentucky (E, RSF, 3-22-02)	8
Juan Dixon vs. Siena (E, 1R, 3-12-02)	8
Keith Gatlin vs. Kentucky (SE, 2R, 3-20-88)	8
Keith Gatlin vs. UC Santa Barbara (SE, 1R, 3-18-88)	8

**CAREER - 3FG PCT. (MIN. 10 ATT.)**

1. Keith Gatlin (84, 85, 86, 88)	.563 (9 of 16)
2. Sarunas Jasikevicius (95, 96, 97, 98)	.500 (10 of 20)
3. Juan Dixon (99, 00, 01, 02)	.432 (38 of 88)

**SERIES - 3FG PCT. (MIN. 7 ATT.)**

1. Sarunas Jasikevicius (98)	.615 (8 of 13)
2. Keith Gatlin (88)	.563 (9 of 16)
3. Juan Dixon (02)	.512 (22 of 43)
4. Steve Blake (01)	.500 (6 of 12)
5. Terence Morris (98)	.429 (3 of 7)
Teyon McCoy (88)	.429 (3 of 7)

**GAME - 3FG PCT. (MIN. 3 ATT.)**

1. Sarunas Jasikevicius vs. Illinois (W, 2R, 3-14-98)	1.000 (4 of 4)
Duane Simpkins vs. Massachusetts (MW, 2R, 3-19-94)	1.000 (4 of 4)
Steve Blake vs. Stanford (W, RF, 3-24-01)	1.000 (3 of 3)
4. Tahj Holden vs. Stanford (W, RF, 3-24-01)	.750 (3 of 4)
5. Steve Blake vs. UNC Wilmington (S, 1R, 3-21-03)	.667 (2 of 3)

**CAREER - FREE THROWS MADE**

1. Lonny Baxter (99, 00, 01, 02)	69
2. Juan Dixon (99, 00, 01, 02)	58
3. Len Bias (83, 84, 85, 86)	38
4. Adnan Branch (83, 84, 85)	37
5. Tahj Holden (01, 02, 03, 04)	35

**SERIES - FREE THROWS MADE**

1. Lonny Baxter (02)	30
2. Juan Dixon (02)	29
3. Lonny Baxter (01)	21
Len Bias (86) 21	
5. Joe Smith (94)	20
Tom Young (58)	20

**GAME - FREE THROWS MADE**

1. Lonny Baxter vs. Connecticut (E, RF, 3-24-02)	15
2. Len Bias vs. Pepperdine (W, 1R, 3-14-86)	12
3. Joe Smith vs. Texas (W, 2R, 3-18-95)	11
Rudy Archer vs. UC Santa Barbara (SE, 1R, 3-18-88)	11

5. Byron Mouton vs. George Mason (W, 1R, 3-15-01)	9
Joe Smith vs. Saint Louis (MW, 1R, 3-17-94)	9
Len Bias vs. UNLV (W, 2R, 3-16-86)	9

**CAREER - FREE THROWS ATT.**

1. Lonny Baxter (99, 00, 01, 02)	105
2. Juan Dixon (99, 00, 01, 02)	70
3. Keith Booth (94, 95, 96, 97)	48
Adnan Branch (83, 84, 85)	48
5. Joe Smith (94, 95)	45

**SERIES - FREE THROWS ATT.**

1. Lonny Baxter (02)	42
2. Lonny Baxter (01)	35
3. Juan Dixon (02)	33
4. Keith Booth (94)	28
5. Joe Smith (94)	25
Tom Young (58)	25

**GAME - FREE THROWS ATT.**

1. Lonny Baxter vs. Connecticut (E, RF, 3-24-02)	18
2. Joe Smith vs. Texas (W, 2R, 3-18-95)	16
3. Len Bias vs. Pepperdine (W, 1R, 3-14-86)	14
4. Lonny Baxter vs. Georgetown (W, RSF, 3-22-01)	13

**CAREER - FREE THROW PCT. (MIN. 12 ATT.)**

1. Byron Mouton (01, 02)	.929 (26 of 28)
2. Drew Nicholas (00, 01, 02, 03)	.889 (32 of 36)
3. Len Bias (83, 84, 85, 86)	.864 (38 of 44)
John Lucas (73, 75)	.864 (19 of 22)
5. Juan Dixon (99, 00, 01, 02)	.829 (58 of 70)

**SERIES - FREE THROW PCT. (MIN. 10 ATT.)**

1. Tahj Holden (02)	1.000 (15 of 15)
2. Byron Mouton (02)	.941 (16 of 17)
3. Rudy Archer (88)	.929 (13 of 14)
4. Steve Sheppard (75)	.917 (11 of 12)
5. Len Bias (86) 913 (21 of 23)	

**GAME - FREE THROW PCT. (MIN. 7 ATT.)**

1. Byron Mouton vs. George Mason (W, 1R, 3-15-01)	1.000 (9 of 9)
Len Bias vs. UNLV (W, 2R, 3-16-86)	1.000 (9 of 9)
John Lucas vs. Notre Dame (MW, RSF, 3-20-75)	1.000 (8 of 8)
Juan Dixon vs. George Mason (W, 1R, 3-15-01)	1.000 (7 of 7)
5. Rudy Archer vs. UC Santa Barbara (SE, 1R, 3-18-88)	.917 (11 of 12)

\* Len Elmore shot 12-for-12 from the free throw line in the championship game of the 1972 NIT.

**CAREER - REBOUNDS**


1. Lonny Baxter (99, 00, 01, 02)	137 (8.6)
2. Terence Morris (98, 99, 00, 01)	85 (6.5)
3. Joe Smith (94, 95)	73 (12.2)
4. Keith Booth (94, 95, 96, 97)	68 (8.5)

**SERIES - REBOUNDS**

1. Lonny Baxter (02)	51 (8.5)
2. Lonny Baxter (01)	50 (10.0)
3. Joe Smith (95)	39 (13.0)
4. Terence Morris (01)	38 (7.6)
5. Keith Booth (95)	37 (12.3)

**SINGLE GAME - REBOUNDS**

1. Joe Smith vs. Texas (W, 2R, 3-18-95)	21
2. Tom Roy vs. Louisville (MW, RF, 3-22-75)	20
3. Ryan Randle vs. UNC Wilmington (S, 1R, 3-21-03)	16
Buck Williams vs. UT-Chattanooga (ME, 1R, 3-12-81)	16



Juan Dixon

5. Keith Booth vs. Gonzaga (W, 1R, 3-16-95)	15
Joe Smith vs. Saint Louis (MW, 1R, 3-17-94)	15
Buck Williams vs. Georgetown (E, RSF, 3-14-80)	15

**CAREER - REBOUNDING AVERAGE**

1. Buck Williams (80, 81)	12.5 (50)
2. Joe Smith (94, 95)	12.2 (73)
3. Ernest Graham (80, 81)	8.8 (35)
4. Lonny Baxter (99, 00, 01, 02)	8.6 (137)
5. Keith Booth (94, 95)	8.5 (68)

**SERIES - REBOUNDING AVERAGE**

1. Joe Smith (95)	13.0 (39)
Buck Williams (81)	13.0 (26)
3. Keith Booth (95)	12.3 (37)
4. Buck Williams (80)	12.0 (24)
Len Elmore (73)	12.0 (24)

**CAREER - ASSISTS**

1. Steve Blake (00, 01, 02, 03)	97 (6.1)
2. Keith Gatlin (84, 85, 86, 88)	69 (7.7)
3. Juan Dixon (99, 00, 01, 02)	43 (2.7)
4. Terrell Stokes (96, 97, 98, 99)	39 (4.9)
5. Duane Simpkins (94, 95, 96)	38 (5.4)

**SERIES - ASSISTS**

1. Steve Blake (02)	40 (6.7)
2. Steve Blake (01)	30 (6.0)
3. Keith Gatlin (85)	24 (8.0)
4. Duane Simpkins (94)	22 (7.3)

**SINGLE GAME - ASSISTS**


1. Keith Gatlin vs. Navy (SE, 2R, 3-17-85)	12
2. Steve Blake vs. Kansas (FF, NSF, 3-30-02)	11
Steve Blake vs. Siena (E, 1R, 3-15-02)	11
Duane Simpkins vs. Saint Louis (MW, 1R, 3-17-94)	11

**CAREER - ASSISTS AVERAGE**

1. Keith Gatlin (84, 85, 86, 88)	7.7 (69)
2. Steve Blake (00, 01, 02, 03)	6.1 (97)
3. Duane Simpkins (94, 95, 96)	5.4 (38)
4. Terrell Stokes (96, 97, 98, 99)	4.9 (39)

**SERIES - ASSISTS AVERAGE**

1. Keith Gatlin (84)	8.5 (17)
2. Keith Gatlin (85)	8.0 (24)
3. Keith Gatlin (86)	7.5 (15)
4. Duane Simpkins (94)	7.3 (22)



Buck Williams

**CAREER - BLOCKED SHOTS**

1. Terence Morris (98, 99, 00, 01)	21
2. Lonny Baxter (99, 00, 01, 02)	22
3. Joe Smith (94, 95)	14
Derrick Lewis (85, 86)	14
5. Tahj Holden (00, 01, 02, 03)	12

**SERIES - BLOCKED SHOTS**

1. Lonny Baxter (02)	13
Terence Morris (01)	8
Joe Smith (95)	8
4. Chns Wilcox (02)	7

**GAME - BLOCKED SHOTS**

1. Joe Smith vs. Texas (W, 2R, 3-18-95)	7
2. Chns Wilcox vs. Kansas (FF, NSF, 3-30-02)	4
Lonny Baxter vs. Wisconsin (E, 2R, 3-17-02)	4
Terence Morris vs. Georgetown (W, RSF, 3-22-01)	4
Lonny Baxter vs. Iowa (MW, 1R, 3-16-00)	4
Derrick Lewis vs. UNLV (W, 2R, 3-16-86)	4
Derrick Lewis vs. Miami-OH (SE, 1R, 3-15-85)	4

**CAREER - STEALS**

1. Juan Dixon (99, 00, 01, 02)	30
2. Steve Blake (00, 01, 02, 03)	27
3. Johnny Rhodes (94, 95, 96)	15
4. Terence Morris (98, 99, 00, 01)	14
5. Byron Mouton (01, 02)	13

**SERIES - STEALS**

1. Juan Dixon (01)	14
2. Juan Dixon (02)	12
3. Steve Blake (03)	9
Steve Blake (02)	9
5. Chns Wilcox (02)	8
Byron Mouton (02)	8

**SINGLE GAME - STEALS**

1. Steve Blake vs. Michigan State (S, RSF, 3-28-03)	5
Juan Dixon vs. Kansas (FF, NSF, 3-30-02)	5
Johnny Rhodes vs. Santa Clara (W, 1R, 3-15-96)	5
Derrick Lewis vs. UC Santa Barbara (SE, 1R, 3-18-89)	5
5. Juan Dixon vs. Georgia State (W, 2R, 3-17-01)	4
Steve Francis vs. Creighton (S, 2R, 3-13-99)	4
Johnny Rhodes vs. Michigan (MW, RSF, 3-24-94)	4
Joe Smith vs. Texas (W, 2R, 3-18-95)	4
Albert King vs. Georgetown (E, RSF, 3-14-80)	4





# NCAA TEAM RECORDS

## MARYLAND TEAM

### LARGEST MARGIN OF VICTORY

30 vs. Wisconsin (87-57), 3-17-02

### LARGEST MARGIN OF DEFEAT

35 vs. UCLA (105-70), 3-18-00; vs. Indiana (99-64), 3-14-81

### OVERTIME PERIODS

1- Maryland def. Miami-OH, 69-68, 3-15-85

### POINTS

Series High- 502 in 2002 (6 games)

Single Game High- 102 vs. West Virginia, 3-17-84

Single Game Low- 43 vs. Villanova, 3-22-85

### SCORING AVERAGE

Series High- 90.0 in 1973 (180 in 2 games)

Series Low- 51.0 in 1983 (102 in 2 games)

### FIELD GOALS MADE

Series High- 170 in 2002 (6 games)

Single Game High- 40 vs. Providence, 3-17-73

Single Game Low- 16 vs. Manhattan, 3-15-58

### FIELD GOALS ATTEMPTED

Series High- 357 in 2002 (6 games)

Single Game High- 83 vs. Connecticut, 3-23-95

Single Game Low- 39 vs. Houston, 3-19-83

### FIELD GOAL PCT.

Series High- .583 in 1980 (67 of 115, 2 games)

Series Low- .398 in 1958 (68 of 171, 3 games)

Single Game High- .667 vs. West Virginia (36 of 54), 3-17-84

Single Game Low- .271 vs. Manhattan (16 of 59), 3-15-58

### 3-POINT FIELD GOALS MADE

Series High- 37 in 2002 (6 games)

Single Game High- 11 vs. Arizona, 3-19-98

Single Game Low- 0 vs. Texas, 3-18-95

### 3-POINT FIELD GOALS ATTEMPTED

Series High- 93 in 2002 (6 games)

Single Game High- 29 vs. Santa Clara, 3-15-96

Single Game Low- 5 vs. Texas, 3-18-95;  
vs. Saint Louis, 3-17-94

### 3-POINT FIELD GOAL PCT.

Series High- .410 in 1988 (16 of 39, 2 games)

Series Low- .262 in 1995 (11 of 42, 3 games)

Single Game High- .800 vs. Massachusetts (8 of 10), 3-19-94

Single Game Low- .000 vs. Texas (0 of 5), 3-18-95

### FREE THROWS MADE

Series High- 124 in 2002 (6 games)

Single Game High- 31 vs. Connecticut, 3-24-02

Single Game Low- 4 vs. Indiana, 3-14-81

### FREE THROWS ATTEMPTED

Series High- 154 in 2002 (6 games)

Single Game High- 42 vs. Boston College, 3-11-58

Single Game Low- 6 vs. Indiana, 3-14-81

### FREE THROW PCT.

Series High- .824 in 1985 (28 of 34, 3 games)

Series Low- .588 in 1983 (20 of 34, 2 games);

in 1980 (20 of 34, 2 games)

Single Game High- .917 vs. Miami-OH (11 of 12), 3-15-85

Single Game Low- .455 vs. Santa Clara (10 of 22), 3-15-96

### REBOUNDS

Series High- 231 in 2002 (6 games)

Single Game High- 54 vs. Boston College, 3-11-58

Single Game Low- 23 vs. Kentucky, 3-20-88; vs. Navy, 3-17-85; vs. Houston, 3-19-83

### REBOUNDING AVERAGE

Series High- 48.3 in 1995 (145 in 3 games)

Series Low- 25.0 in 1988 (50 in 2 games)

### FOULS

Series High- 108 in 2001 (5 games)

Single Game High- 31 vs. Santa Clara, 3-15-96

Single Game Low- 11 vs. Illinois, 3-14-98

### ASSISTS

Series High- 102 in 2002 (6 games)

Single Game High- 25 vs. Siena, 3-15-02

Single Game Low- 7 vs. Houston, 3-19-83

### BLOCKED SHOTS

Series High- 28 in 2002 (6 games)

Single Game High- 8 vs. Miami-OH, 3-15-85

Single Game Low- 0 vs. several opponents

### STEALS

Series High- 50 in 2002 (6 games)

Single Game High- 13 vs. Santa Clara, 3-15-96

Single Game Low- 1 vs. Houston, 3-19-83,  
vs. Notre Dame, 3-20-75

## OPPONENT TEAM

### POINTS

Series High- 417 in 2002 (6 games)

Single Game High- 105 by UCLA, 3-18-00

Single Game Low- 46 by Villanova, 3-22-85

### SCORING AVERAGE

Series High- 89.0 in 1973 (178 in 2 games)

Series Low- 55.5 in 1983 (111 in 2 games)

### FIELD GOALS MADE

Series High- 146 in 2002 (6 games)

Single Game High- 43 by Providence, 3-17-83

Single Game Low- 17 by Villanova, 3-22-85;  
by Boston College, 3-11-58

### FIELD GOALS ATTEMPTED

Series High- 365 in 2002 (6 games)

Single Game High- 74 by Connecticut, 3-23-95

Single Game Low- 39 by Houston, 3-19-83

### FIELD GOAL PCT.

Series High- .570 in 1973 (77 of 135, 2 games)

Series Low- .343 in 1958 (68 of 198, 3 games)

Single Game High- .651 by Indiana (41 of 63), 3-14-81

Single Game Low- .243 by Boston College  
(17 of 70), 3-11-58

### 3-POINT FIELD GOALS MADE

Series High- 46 in 2002 (6 games)

Single Game High- 14 by UCLA, 3-18-00

Single Game Low- 3 by Utah State, 3-12-98; by Texas, 3-18-95; by Massachusetts, 3-19-94

### 3-POINT FIELD GOALS ATTEMPTED

Series High- 124 in 2002 (6 games)

Single Game High- 32 by Creighton, 3-13-99

Single Game Low- 9 by Kentucky, 3-20-88

### 3-POINT FIELD GOAL PCT.

Series High- .517 in 1988 (15 of 29, 2 games)

Series Low- .250 in 1995 (15 of 60, 3 games)

Single Game High- .560 by UCLA (14 of 25), 3-18-00

Single Game Low- .143 by Texas (3 of 21), 3-18-95

### FREE THROWS MADE

Series High- 98 in 2001 (5 games)

Single Game High- 34 by Santa Clara, 3-15-96

Single Game Low- 2 by Indiana, 4-1-02

### FREE THROWS ATTEMPTED

Series High- 137 in 2001 (5 games)

Single Game High- 41 by Santa Clara, 3-15-96

Single Game Low- 6 by Illinois, 3-14-98

### FREE THROW PCT.

Series High- .903 in 1981 (28 of 31, 2 games)

Series Low- .463 in 1983 (19 of 41, 2 games)

Single Game High- 1.000 by Siena (10 of 10), 3-15-02;  
UT-Chattanooga (11 of 11), 3-12-81

Single Game Low- .286 by Indiana (2 of 7), 4-1-02

### REBOUNDS

Series High- 210 in 2002 (6 games)

Single Game High- 46 by Temple, 3-14-58

Single Game Low- 23 by Saint Louis, 3-17-94,  
by Syracuse, 3-15-73

### REBOUNDING AVERAGE

Series High- 43.0 in 1958 (129 in 3 games)

Series Low- 29.0 in 1984 (58 in 2 games)

### FOULS

Series High- 126 in 2002 (6 games)

Single Game High- 28 by Georgetown, 3-22-01

Single Game Low- 9 by Indiana, 3-14-81

### ASSISTS

Series High- 85 in 2002 (6 games)

Single Game High- 28 by UCLA, 3-18-00

Single Game Low- 5 by Texas, 3-18-95

### BLOCKED SHOTS

Series High- 23 in 2002 (6 games); in 2001 (5 games)

Single Game High- 8 by St. John's, 3-18-99;

by Arizona, 3-19-98

Single Game Low- 0 by several opponents

### STEALS

Series High- 43 in 2002 (6 games)

Single Game High- 14 by Creighton, 3-13-99

Single Game Low- 0 by Notre Dame, 3-20-75



# NCAA TEAM MISCELLANY

## ALL-TIME ROSTER - NCAA TOURNAMENT GAMES

### A

Jeff Adkins (7-7, 83, 84, 85)  
Rudy Archer (2-2, 88)

### B

Earl Badu (2-0, 00, 02)  
Taylor Baldwin (3-0, 80, 81)  
Jeff Baxter (9-2, 83, 84, 85, 86)  
Lonny Baxter (16-16, 99, 00, 01, 02)  
Jerry Bechtie (2-0, 58)  
Len Bias (9-9, 83, 84, 85, 86)  
Steve Blake (16-16, 00, 01, 02, 03)  
Bob Bodell (2-2, 73)  
Keith Booth (8-8, 94, 95, 96, 97)  
Nick Bosnic (3-0, 94)  
John Boyle (1-0, 75)  
Adrian Branch (7-7, 83, 84, 85)  
Wayne Bristol (6-0, 94, 95)  
Darrell Brown (2-0, 73)  
Owen Brown (5-3, 73, 75)  
Al Bunge (3-3, 58)

### C

Nik Caner-Medley (5-4, 03, 04)  
LaRon Cephas (5-0, 98, 99, 00)  
Ben Coleman (4-4, 83, 84)  
Andre Collins (5-0, 02, 03)

### D

Gene Danko (3-0, 58)  
Brad Davis (3-3, 75)  
Nick Davis (3-3, 58)  
Dave Dickerson (3-0, 86, 88)  
Juan Dixon (16-13, 99, 00, 01, 02)  
Chuck Dnesell (1-0, 84)

### E

Obinna Ekezie (5-5, 96, 97, 98)  
Rodney Elliott (7-4, 95, 96, 97, 98)  
Len Elmore (2-2, 73)

### F

Ed Farmer (2-1, 83)  
Norman Fields (3-0, 96, 99)  
Mark Fothergill (4-1, 83-84)  
Steve Francis (3-3, 99)

### G

John Gilchrist (5-2, 03, 04)  
Travis Garrison (5-2, 03, 04)  
Keith Gatlin (9-7, 84, 85, 86, 88)  
Ernest Graham (4-4, 80, 81)  
Mike Grinnon (1-0, 02)

### H

Billy Hahn (4-0, 73, 75)  
Matt Hahn (2-0, 99, 00)  
Jim Halleck (3-0, 58)  
Exree Hipp (7-7, 94, 95, 96)  
Pete Holbert (1-0, 84)  
Tahj Holden (16-4, 00, 01, 02, 03)  
Steve Hood (2-0, 88)  
Maurice Howard (5-0, 73, 75)

### I-J

Ekene Ibekwe (2-0, 04)  
Reggie Jackson (4-4, 80, 81)  
Sarunas Jasikevicius (7-3, 95, 96, 97, 98)  
John Johnson (1-0, 86)  
Mike Jones (2-0, 04)  
Tom Jones (5-0, 85, 86)  
Donny Judd (3-0, 94, 95)

### K

Albert King (4-4, 80, 81)  
Matt Kovarik (9-0, 94, 95, 97, 98)  
Pete Krukar (1-0, 58)

### L

Demick Lewis (7-7, 85, 86, 88)  
Terry Long (7-2, 84, 85, 86)  
John Lucas (5-5, 73, 75)  
Mano Lucas (7-0, 94, 95, 96)

### M

Greg Manning (4-4, 80, 81)  
Mike Mardesich (13-0, 98, 99, 00, 01)  
Tony Massenbun (2-2, 88)  
Calvin McCall (8-1, 00, 02, 03)  
Teyon McCoy (2-0, 88)  
Chris McCray (2-2, 04)  
Tom McMillen (2-2, 73)  
Charles McNeill (3-3, 58)  
Danny Miller (9-1, 99, 00, 01)  
Perry Moore (2-0, 58)  
Dutch Morley (4-0, 80, 81)  
Terence Morris (13-10, 98, 99, 00, 01)  
Byron Mouton (11-11, 01, 02)  
Bill Murphy (2-0, 58)

### N

John Nacincok (3-3, 58)  
John Newsome (1-0, 75)  
Drew Nicholas (16-3, 00, 01, 02, 03)

### O

Jim O'Brien (2-2, 73)

### P

Chris Patton (3-0, 75)  
Charles Pittman (2-0, 81)  
Rich Porac (1-0, 73)  
Laron Profit (8-7, 96, 97, 98, 99)

### R

Ryan Randle (9-3, 02, 03)  
Matt Raydo (4-0, 94, 95, 96)  
Johnny Rhodes (7-7, 94, 95, 96)  
Steve Rivers (4-0, 81, 83)  
Tom Roy (5-3, 73, 75)

### S

Steve Sheppard (3-3, 75)  
Kurtis Shultz (3-0, 94, 95)  
Duane Simpkins (7-7, 94, 95, 96)  
Jamar Smith (5-2, 03, 04)  
Joe Smith (6-6, 94, 95)  
Terrell Stokes (8-7, 96, 97, 98, 99)  
D.J. Strawberry (2-0, 04)

### V

Herman Veal (2-2, 84)

### W

Rodney Walker (1-0, 88)  
Brian Watkins (2-0, 99)  
Julian Weingarten (1-0, 58)  
Howard White (2-0, 73)  
Chris Wilcox (11-6, 01, 02)  
Brian Williams (2-2, 88)  
Buck Williams (4-4, 80, 81)

### Y

Tom Young (3-3, 58)

## TERPS ON NCAA ALL-TOURNAMENT TEAMS

### Lonny Baxter

2002 - Final Four  
2002 - East Region MVP  
2001 - West Region MVP

### Juan Dixon

2002 - Final Four MVP  
2002 - East Region  
2001 - West Region

### Chris Wilcox

2002 - Final Four

### Adrian Branch

1985 - Southeast Region

### John Lucas

1975 - Midwest Region

### Tom McMillen

1973 - East Region

### Nick Davis

1958 - East Region




Nick  
Davis



Lonny Baxter



Juan Dixon



John Lucas



Tom McMillen

## NCAA TOURNAMENT STARTING LINEUPS

Year	Lineup
1958	F Charles McNeil, F John Nacincok, C Al Bunge, G Nick Davis, G Tom Young
1973	F Jim O'Brien, F Len Elmore, C Tom McMillen, G John Lucas, G Bob Bodell
1975	F Steve Sheppard, F Owen Brown, C Tom Roy, G John Lucas, G Brad Davis
1980	F Albert King, F Ernest Graham, C Buck Williams, G Reggie Jackson, G Greg Manning
1981	F Albert King, F Ernest Graham, C Buck Williams, G Reggie Jackson, G Greg Manning
1983	F Len Bias, F Ed Farmer, F Mark Fothergill, C Ben Coleman, G/F Adrian Branch, G Jeff Adkins
1984	F Len Bias, F Herman Veal, C Ben Coleman, G/F Adrian Branch, G Jeff Adkins
1985	F Len Bias, G/F Adrian Branch, F/C Derrick Lewis, G Keith Gatlin, G Jeff Adkins
1986	F Len Bias, F/C Derrick Lewis, C Terry Long, G Keith Gatlin, G Jeff Baxter
1988	F Tony Massenbun, F Derrick Lewis, C Brian Williams, G Keith Gatlin, G Rudy Archer
1994	F Exree Hipp, F/G Keith Booth, F/C Joe Smith, G Duane Simpkins, G Johnny Rhodes
1995	F Exree Hipp, F/G Keith Booth, F/C Joe Smith, G Duane Simpkins, G Johnny Rhodes
1996	F Exree Hipp, F/G Keith Booth, C Obinna Ekezie, G Duane Simpkins, G Johnny Rhodes
1997	F Laron Profit, F Rodney Elliott, C Obinna Ekezie, G Terrell Stokes, G Keith Booth
1998	F Laron Profit, F Rodney Elliott, C Obinna Ekezie, G Terrell Stokes, G Sarunas Jasikevicius
1999	F Laron Profit, F Terence Morris, C Lonny Baxter, G Terrell Stokes, G Steve Francis
2000	F Danny Miller, F Tahj Holden, F Terence Morris, C Lonny Baxter, G Juan Dixon, G Steve Blake
2001	F Byron Mouton, F Terence Morris, C Lonny Baxter, G Juan Dixon, G Steve Blake
2002	F Byron Mouton, F Chris Wilcox, C Lonny Baxter, G Juan Dixon, G Steve Blake
2003	F Nik Caner-Medley/Calvin McCall, F Tahj Holden, F/C Ryan Randle, G Drew Nicholas, G Steve Blake
2004	F Nik Caner-Medley, F Travis Garrison, C Jamar Smith, G Chris McCray, G John Gilchrist





MEN'S  
**Bb**  
BASKETBALL

# HISTORY & HONORS



1995-96  
MEN'S  
BASKETBALL  
CHAMPIONSHIP



20  
06

MARYLAND

27  
SPORTS1  
TEAMFEAR  
THE  
TURTLE!

## TEAMS OF TRADITION

## 1957-58

Record: 22-7 H: 10-1 A: 6-4 N: 6-2

ACC: 9-5, 4th place, ACC Tournament champion

Postseason: NCAA East Region 3rd place

Rankings: AP No. 6, UPI No. 6



## TEAM ROSTER

No.	Name	Yr.	Pos.	Ht.	Wt.	Hometown
22	Bill Murphy	Jr.	F	6-3	180	Pittsburgh, Pa.
25	Gene Danko	Jr.	G	6-2	180	McKeesport, Pa.
30	Tom Young	Sr.	G	6-1	170	Natrona Heights, Pa.
32	Nick Davis	Sr.	F	6-2	185	Rankin, Pa.
33	John Nacincik	Sr.	F	6-3	175	Brooklyn, N.Y.
34	Pete Krukar	So.	G	6-1	175	Ford City, Pa.
35	Jerry Bechtie	So.	F	6-2	195	Elizabeth, N.J.
40	Julian "Doc" Weingarten	Jr.	F	6-4	190	Washington, D.C.
43	Bob McDonald	So.	F-C	6-7	190	Lansdowne, Pa.
44	Jim Halleck	Jr.	F	6-0	195	Elizabeth, N.J.
45	Perry Moore	Sr.	C	6-4	205	Belpre, Ohio
50	Charles McNeil	So.	C-F	6-6	180	Pennsgrove, N.J.
53	Jerry Shanahan	So.	F	6-2	190	Pittsburgh, Pa.
54	Al Bunge	So.	C	6-9	215	Palmyra, N.J.

Head Coach: H.A. "Bud" Millikan

Assistant Coach: Bob Ladd

## SEASON STATISTICS

Name	GP	FG%	FT%	Reb.-Avg.	Asst.	Pts.-Avg
Charles McNeil	29	.442	.762	202-6.9	—	401-13.8
Nick Davis	29	.463	.761	75-2.6	—	372-12.8
Al Bunge	29	.402	.542	265-9.1	—	297-10.2
John Nacincik	28	.360	.735	151-5.4	—	246-8.9
Tom Young	23	.388	.740	120-5.2	—	224-9.8
Gene Danko	28	.407	.762	48-1.7	—	122-4.4
Jim Halleck	23	.457	.672	64-2.8	—	85-3.7
Jerry Bechtie	26	.416	.429	47-1.8	—	82-3.2
Doc Weingarten	19	.517	.775	38-2.0	—	61-3.2
Bill Murphy	20	.312	.774	43-2.2	—	54-2.7
Jerry Shanahan	16	.706	.575	11-1.7	—	39-2.6
Pete Krukar	19	.400	.900	9-5	—	17-0.9
Perry Moore	24	.136	.636	31-1.3	—	13-0.5
Maryland Totals	29	.416	.688	1175-40.5	—	2004-69.1
Opponent Totals	29	.352	.676	1031-35.6	—	1671-57.6

## ACC TOURNAMENT

Quarterfinals - defeated Virginia, 70-66

Semifinals - defeated Duke, 71-65 (OT)

Championship - defeated North Carolina, 86-74

## NCAA TOURNAMENT

East Region First Round - defeated Boston College, 86-63

East Region Semifinal - lost to Temple, 71-67

East Region Consolation - defeated Manhattan, 59-55


## 1972-73

Record: 23-7 H: 13-1 A: 7-4 N: 3-2

ACC: 7-5, 3rd place, ACC Tournament finalist

Postseason: NCAA Elite Eight

Rankings: AP No. 8, UPI No. 10



## TEAM ROSTER

No.	Name	Yr.	Pos.	Ht.	Wt.	Hometown
10	Rich Porac	Jr.	G	6-0	178	Monroeville, Pa.
13	Howard White	Sr.	G	6-0	160	Hampton, Va.
14	Donald White	So.	G	6-4	179	Pittsburgh, Pa.
15	John Lucas	Fr.	G	6-4	175	Durham, N.C.
21	Billy Hahn	So.	G	5-10	155	Mishawaka, Ind.
22	Jap Trimble	Jr.	G	6-3	181	New York, N.Y.
23	Vanck Cutler	So.	F	6-7	205	N. Tanawanda, N.Y.
24	Maunce Howard	Fr.	G	6-2	170	Philadelphia, Pa.
33	Darrell Brown	Sr.	F	6-6	225	Pittsburgh, Pa.
35	Bob Bodeell	Sr.	G	6-4	180	Frankfort, Ky.
41	Len Elmore	Jr.	F-C	6-9	232	Springfield Gardens, N.Y.
42	Owen Brown	So.	F-C	6-9	205	La Grange, Ill.
44	Jim O'Brien	Sr.	F	6-8	202	Falls Church, Va.
45	Tom Roy	So.	C	6-9	210	S. Windsor, Conn.
54	Tom McMillen	Jr.	C	6-11	213	Mansfield, Pa.

Head Coach: Charles "Lefty" Driesell

Assistant Coaches: Jim Moloney, Joe Harrington, Tim Autry

## SEASON STATISTICS

Name	GP	FG%	FT%	Reb.-Avg.	Asst.	Pts.-Avg
Tom McMillen	29	.585	.800	284-9.8	28	616-21.2
Jim O'Brien	30	.555	.844	144-4.8	67	498-16.6
John Lucas	30	.538	.703	83-2.8	178	425-14.2
Len Elmore	26	.469	.607	290-11.2	35	261-10.0
Bob Bodeell	30	.503	.820	80-2.6	121	238-7.9
Darrell Brown	27	.508	.684	77-2.9	44	147-5.4
Tom Roy	29	.517	.529	113-3.9	8	128-4.4
Owen Brown	30	.419	.643	72-2.4	17	122-4.1
Maunce Howard	29	.404	.579	19-1.5	25	81-2.8
Rich Porac	24	.483	.529	7-2.9	23	37-1.5
Howard White	19	.405	.750	14-1.7	7	36-2.0
Don White	14	.455	.500	5-4	1	12-0.9
Billy Hahn	16	.714	.000	0-0	1	10-0.6
Maryland Totals	30	.520	.718	1367-45.4	557	2613-87.1
Opponent Totals	30	.468	.686	1043-34.8	363	2226-74.2

## ACC TOURNAMENT

Quarterfinals - defeated Clemson, 77-61

Semifinals - defeated Wake Forest, 73-65

Championship - lost to NC State, 76-74

## NCAA TOURNAMENT

East Region First Round - bye

East Region Semifinal - defeated Syracuse, 91-75

East Region Final - lost to Providence, 103-89

## 1974-75

Record: 23-7 H: 13-1 A: 7-4 N: 3-2

ACC: 10-2, 1st place, ACC Regular Season champion

Postseason: NCAA Elite Eight

Rankings: AP No. 5, UPI No. 5



## TEAM ROSTER

No.	Name	Yr.	Pos.	Ht.	Wt.	Hometown
5	John Boyle	Jr.	F	6-7	210	Hyattsville, Md.
10	Steve Sheppard	So.	F	6-6	210	New York, N.Y.
12	Mike Brashears	Fr.	G	6-1	170	Hagerstown, Md.
13	James Jones	Jr.	G	6-4	205	Seat Pleasant, Md.
15	John Lucas	Jr.	G	6-4	170	Durham, N.C.
20	John Newsome	Fr.	F	6-6	195	Norfolk, Va.
21	Billy Hahn	Sr.	G	5-11	150	Mishawaka, Ind.
22	Mike Cherry	Fr.	F	6-5	190	Elm City, N.C.
24	Maunce Howard	Jr.	G	6-3	170	Philadelphia, Pa.
30	Brad Davis	Fr.	G	6-3	180	Monaca, Pa.
42	Owen Brown	Sr.	F-C	6-8	205	LaGrange, Ill.
44	Chns Patton	Fr.	C	6-9	210	Bessemer, Ala.
45	Tom Roy	Sr.	C	6-9	210	S. Windsor, Conn.

Head Coach: Charles "Lefty" Driesell

Assistant Coaches: Joe Harrington, Dave Pritchett,

Howard White

## SEASON STATISTICS

Name	GP	FG%	FT%	Reb.-Avg.	Asst.	Pts.-Avg
John Lucas	24	.549	.836	100-4.2	91	469-19.5
Owen Brown	29	.513	.829	206-7.8	31	431-14.9
Steve Sheppard	29	.519	.712	217-7.5	25	416-14.3
Maunce Howard	29	.565	.727	77-2.7	65	388-13.4
Brad Davis	29	.580	.820	95-3.3	134	364-12.6
Tom Roy	29	.606	.686	321-11.1	30	320-11.0
Chns Patton	19	.531	.733	54-2.8	3	90-4.7
John Newsome	23	.487	.778	49-2.1	3	59-2.6
Billy Hahn	22	.561	.546	15-1.7	30	58-2.6
John Boyle	18	.333	.400	13-1.7	0	8-0.4
Maryland Totals	29	.547	.757	1261-43.5	413	2607-89.9
Opponent Totals	29	.441	.694	999-34.5	355	2163-74.6

## ACC TOURNAMENT

Quarterfinals - lost to NC State, 87-85

## NCAA TOURNAMENT

Midwest Region First Round - defeated Creighton, 83-79


Midwest Region Semifinal - defeated Notre Dame, 83-71

Midwest Region Final - lost to Louisville, 96-82



# 1979-80

Record: 24-7 H: 16-0 A: 4-4 N: 4-3  
ACC: 11-3, ACC Regular Season champion  
Postseason: NCAA Sweet Sixteen  
Rankings: AP No. 8, UPI No. 8



## TEAM ROSTER

No.	Name	Yr.	Pos.	Ht.	Wt.	Hometown
10	Greg Manning	Jr.	G	6-1	170	Highspire, Pa.
15	Reggie Jackson	So.	G	6-4	210	Philadelphia, Pa.
21	Greg "Dutch" Morley	So.	G	6-2	170	Hyattsville, Md.
22	Mark Fothergill	Fr.	F	6-9	220	Somerset, Ky.
23	David Henderson	Jr.	C	6-9	215	Roanoke, Va.
25	Ernest Graham	Jr.	F	6-7	215	Baltimore, Md.
41	Jon Robinson	Fr.	G	6-4	184	Gastonia, N.C.
42	Herman Veal	Fr.	F	6-6	200	Jackson, Miss.
50	John Biney	Sr.	C-F	6-8	220	Woodcliff Lake, N.J.
52	Charles "Buck" Williams	So.	C-F	6-8	215	Rocky Mount, N.C.
54	Taylor Baldwin	So.	C	6-10	225	Greenwich, Conn.
55	Albert King	Jr.	F	6-6	190	Brooklyn, N.Y.

Head Coach: Charles "Lefty" Driesell

Assistant Coaches: Tom Abateamarco, John Kochan, Sherman Dillard

## SEASON STATISTICS

Name	GP	FG%	FT%	Reb.-Avg.	Asst.	Pts.-Avg
Albert King	31-31	553	821	207-6.7	86	674-21.7
Ernest Graham	31-30	501	658	230-7.4	136	483-15.6
Greg Manning	30-29	643	908	47-1.6	65	471-15.7
Buck Williams	24-23	606	664	242-10.1	27	371-15.5
Reggie Jackson	31-20	429	611	65-2.1	88	158-5.1
Taylor Baldwin	31-8	657	652	82-2.7	11	122-3.9
Dutch Morley	31-14	453	792	51-1.7	124	96-3.1
Mark Fothergill	15-0	518	538	20-1.3	1	35-2.3
Jon Robinson	14-0	333	750	2-0.1	15	31-2.2
John Biney	14-1	450	462	38-2.7	2	24-1.7
David Henderson	16-0	600	500	18-1.1	3	16-1.0
Maryland Totals	31	551	724	1089-35.1	558	2481-80.0
Opponent Totals	31	474	700	1000-32.3	476	2226-71.8

## ACC TOURNAMENT

Quarterfinals - defeated Georgia Tech, 51-49 (OT)

Semifinals - defeated Clemson, 91-85

Finals - lost to Duke, 73-72

## NCAA TOURNAMENT

East Region First Round - bye

East Region Second Round - defeated Tennessee, 86-75

East Region Semifinal - lost to Georgetown, 74-68

# 1980-81

Record: 21-10 H: 12-3 A: 5-5 N: 4-2  
ACC: 8-6, 4th place, ACC Tournament finalist  
Postseason: NCAA Second Round  
Rankings: AP No. 18, UPI No. 11



## TEAM ROSTER

No.	Name	Yr.	Pos.	Ht.	Wt.	Hometown
10	Greg Manning	Sr.	G	6-1	173	Highspire, Pa.
14	Steve Rivers	Fr.	G	6-3	170	Brockville, N.Y.
15	Reggie Jackson	Jr.	G	6-4	210	Philadelphia, Pa.
21	Greg "Dutch" Morley	Jr.	G	6-2	170	Hyattsville, Md.
22	Mark Fothergill	So.	F	6-9	220	Somerset, Ky.
25	Ernest Graham	Sr.	G-F	6-7	207	Baltimore, Md.
32	Charles Pittman	Jr.	F	6-8	215	Rocky Mount, N.C.
33	Pete Holbert	Fr.	F	6-6	190	Fairfax, Va.
41	Jon Robinson	So.	G	6-4	185	Gastonia, N.C.
42	Herman Veal	Fr.	F	6-6	200	Jackson, Miss.
52	Charles "Buck" Williams	Jr.	C-F	6-8	215	Rocky Mount, N.C.
54	Taylor Baldwin	Jr.	C	6-10	219	Greenwich, Conn.
55	Albert King	Sr.	F	6-6	190	Brooklyn, N.Y.

Head Coach: Charles "Lefty" Driesell

Assistant Coaches: Tom Abateamarco, John Kochan, Sherman Dillard

## SEASON STATISTICS

Name	GP	FG%	FT%	Reb.-Avg.	Asst.	Pts.-Avg
Albert King	31-31	502	812	177-5.7	92	559-18.0
Buck Williams	31-31	647	637	363-11.7	31	482-15.6
Ernest Graham	31-31	514	727	176-5.7	120	448-14.5
Greg Manning	31-31	558	821	41-1.3	85	422-13.6
Charles Pittman	31-2	670	640	115-3.7	13	158-5.1
Reggie Jackson	31-23	353	750	45-1.5	60	93-3.0
Dutch Morley	30-7	548	790	40-1.3	84	61-2.0
Steve Rivers	24-0	404	917	10-0.4	19	53-2.2
Herman Veal	16-0	353	591	31-1.9	4	25-1.6
Pete Holbert	12-0	240	667	15-1.3	1	22-1.8
Jon Robinson	9-0	529	167	7-0.8	3	19-2.1
Taylor Baldwin	9-0	667	750	11-1.2	1	11-1.6
Maryland Totals	31	532	720	1095-35.3	503	2353-75.9
Opponent Totals	31	473	698	954-30.8	454	2164-69.8

## ACC TOURNAMENT

Quarterfinals - defeated Duke, 56-53

Semifinals - defeated Virginia, 85-62

Finals - lost to North Carolina, 61-60

## NCAA TOURNAMENT

Midwest Region First Round - defeated

Tenn.-Chattanooga, 81-69

Midwest Region Second Round - lost to Indiana, 99-64

# 1982-83

Record: 20-10 H: 14-3 A: 5-4 N: 1-3  
ACC: 8-6, 3rd place (tie)  
Postseason: NCAA Second Round  
Rankings: None



## TEAM ROSTER

No.	Name	Yr.	Pos.	Ht.	Wt.	Hometown
10	Jeff Adkins	So.	G	6-5	185	Martinsville, Va.
11	Chuck Driesell	So.	G	6-2	170	Silver Spring, Md.
12	Jeff Baxter	Fr.	G	6-1	165	Washington, D.C.
14	Steve Rivers	Jr.	G	6-3	175	Uniondale, N.Y.
20	Ed Farmer	Fr.	F	6-8	210	Wilson, N.C.
22	Mark Fothergill	Jr.	F	6-9	220	Somerset, Ky.
24	Adrian Branch	So.	F	6-8	185	Largo, Md.
31	Bryan Palmer	Fr.	F	6-10	205	Susquehannock, Md.
33	Pete Holbert	Jr.	F-G	6-6	190	Annapdale, Va.
34	Len Bias	Fr.	F	6-8	195	Landover, Md.
42	Herman Veal	Jr.	F	6-6	220	Jackson, Miss.
52	Greg Stevens	Fr.	C	7-2	260	Stow, Ohio
54	Ben Coleman	Jr.	C-F	6-9	220	Minneapolis, Minn.

Head Coach: Charles "Lefty" Driesell

Assistant Coaches: John Kochan, Sherman Dillard, Mel Cartwright

## SEASON STATISTICS

Name	GP	FG%	FT%	Reb.-Avg.	Asst.	Pts.-Avg
Adrian Branch	29-29	469	715	150-5.2	95	541-18.7
Ben Coleman	30-30	571	652	242-8.1	32	454-15.1
Jeff Adkins	30-30	468	648	80-2.7	121	297-9.9
Len Bias	30-13	478	636	125-4.2	22	214-7.1
Mark Fothergill	30-23	557	758	112-3.7	19	187-6.2
Herman Veal	26-19	479	762	179-6.9	18	176-6.8
Steve Rivers	25-5	556	313	21-0.8	22	137-5.5
Jeff Baxter	30-0	417	794	20-0.7	33	103-3.4
Ed Farmer	20-1	408	636	44-2.2	3	54-2.7
Pete Holbert	20-0	222	826	11-0.6	4	33-1.7
Chuck Driesell	17-0	333	571	5-0.3	5	21-1.3
Bryan Palmer	12-0	000	250	15-1.3	1	2-0.2
Maryland Totals	30	490	685	1098-36.6	375	2222-74.1
Opponent Totals	30	453	670	1022-34.1	385	2141-71.4

## ACC TOURNAMENT

Quarterfinals - lost to Georgia Tech, 64-58 (OT)

## NCAA TOURNAMENT

Midwest Region First Round - defeated

Tenn.-Chattanooga, 52-51

Midwest Region Second Round - lost to Houston, 60-50



20  
06


MARYLAND

27  
SPORTS1  
TEAMFEAR  
THE  
TURTLE!

## TEAMS OF TRADITION

## 1983-84

Record: 24-8 H: 13-2 A: 6-4 N: 5-2  
 ACC: 9-5, 2nd place, ACC Tournament champion  
 Postseason: NCAA Sweet Sixteen  
 Rankings: AP No. 11, UPI No. 10



## TEAM ROSTER

No.	Name	Yr.	Pos.	Ht.	Wt.	Hometown
3	Keith Gatlin	Fr.	G	6-5	165	Gnmesland, N.C.
10	Jeff Adkins	Jr.	G	6-5	185	Martinsville, Va.
11	Chuck Dnesell	Jr.	G	6-2	170	Silver Spring, Md.
12	Jeff Baxter	So.	G	6-1	165	Washington, D.C.
14	Steve Rivers	Sr.	G	6-3	170	Uniondale, N.Y.
22	Mark Fothergill	Sr.	F	6-9	220	Somerset, Ky.
24	Adnan Branch	Jr.	F	6-8	185	Largo, Md.
31	Bryan Palmer	So.	C	6-10	205	Glen Rock, Pa.
32	Terry Long	Fr.	F	6-8	240	Glen Allen, Va.
33	Pete Holbert	Sr.	F	6-6	190	Fairfax, Va.
34	Len Bias	So.	F	6-8	195	Landover, Md.
42	Herman Veal	Sr.	F	6-6	200	Jackson, Miss.
54	Ben Coleman	Sr.	C	6-9	220	Minneapolis, Minn.

Head Coach: Charles "Lefty" Dnesell

Assistant Coaches: Sherman Dillard, Mel Cartwright, Ron Bradley

## SEASON STATISTICS

Name	GP	FG%	FT%	Reb.-Avg.	Asst.	Pts.-Avg
Ben Coleman	32-32	608	715	269-8.4	53	491-15.3
Len Bias	32-31	567	767	145-4.5	48	488-15.2
Adnan Branch	28-25	479	752	89-3.1	75	363-13.0
Jeff Adkins	32-31	538	673	86-2.7	119	304-9.4
Herman Veal	32-28	554	733	213-6.7	57	268-8.4
Keith Gatlin	32-9	487	761	52-1.6	148	198-6.2
Mark Fothergill	32-3	535	846	64-2.0	12	109-3.4
Terry Long	27-0	542	515	52-1.9	10	55-2.0
Jeff Baxter	21-0	393	733	8-0.4	46	48-2.3
Chuck Dnesell	15-0	462	526	8-0.4	5	34-2.3
Pete Holbert	14-0	421	833	13-0.9	4	21-1.5
Steve Rivers	6-0	429	1,000	1-0.2	1	12-2.0
Maryland Totals	32	539	725	1079-33.7	548	2391-74.7
Opponent Totals	32	462	694	996-31.1	465	2151-67.2

## ACC TOURNAMENT

Quarterfinals - defeated N.C. State, 69-63

Semifinals - defeated Wake Forest, 66-64

Finals - defeated Duke, 74-62

## NCAA TOURNAMENT

Midwest Region First Round - bye


Midwest Region Second Round - defeated

West Virginia, 102-77

Midwest Region Semifinal - lost to Illinois, 72-70

## 1984-85

Record: 25-12 H: 14-2 A: 7-6 N: 4-4  
 ACC: 8-6, 4th place (tie)  
 Postseason: NCAA Sweet Sixteen  
 Rankings: None



## TEAM ROSTER

No.	Name	Yr.	Pos.	Ht.	Wt.	Hometown
3	Keith Gatlin	So.	G	6-5	165	Gnmesland, N.C.
10	Jeff Adkins	Sr.	G	6-5	185	Martinsville, Va.
11	Chuck Dnesell	Sr.	G	6-2	170	Silver Spring, Md.
12	Jeff Baxter	Jr.	G	6-1	165	Washington, D.C.
22	Walter Lancaster	Fr.	G	6-4	180	Lanham, Md.
24	Adnan Branch	Sr.	G-F	6-8	185	Largo, Md.
31	Bryan Palmer	So.	C	6-10	205	Glen Rock, Pa.
32	Terry Long	So.	C-F	6-8	240	Glen Allen, Va.
33	Derrick Lewis	Fr.	F	6-7	195	Temple Hills, Md.
34	Len Bias	Jr.	F	6-8	195	Landover, Md.
41	Tom Jones	Jr.	F	6-6	205	Oak Hill, W.Va.
50	Ed Woods	Fr.	F	6-7	210	Rockville, Md.

Head Coach: Charles "Lefty" Dnesell

Assistant Coaches: Sherman Dillard, Mel Cartwright, Ron Bradley

## SEASON STATISTICS

Name	GP	FG%	FT%	Reb.-Avg.	Asst.	Pts.-Avg
Len Bias	37-37	.530	.777	251-6.8	65	701-19.0
Adnan Branch	37-37	.510	.762	182-4.9	81	671-18.1
Keith Gatlin	37-35	.514	.862	70-1.8	221	306-8.3
Tom Jones	37-20	.507	.741	155-4.2	37	264-7.1
Derrick Lewis	37-34	.466	.625	241-6.5	33	221-6.0
Jeff Adkins	37-14	.456	.711	78-4.1	68	193-5.2
Jeff Baxter	35-0	.500	.697	26-0.7	46	97-2.8
Terry Long	37-8	.508	.613	69-1.9	14	85-2.3
Chuck Dnesell	14-2	.333	.727	8-0.6	3	38-2.7
Bryan Palmer	12-0	.167	.846	10-0.8	4	13-1.1
Walter Lancaster	7-0	.500	.000	1-0.1	3	10-1.4
Ed Woods	5-0	.000	.429	3-0.4	0	3-0.6
Maryland Totals	37	.503	.743	1184-32	575	2602-70.3
Opponent Totals	37	.459	.691	1222-33	510	2404-65.0

## ACC TOURNAMENT

Quarterfinals - lost to Duke, 86-73

## NCAA TOURNAMENT

Southeast Region First Round - defeated


Miami-Ohio, 69-68 (OT)

Southeast Region Second Round - defeated Navy, 64-59

Southeast Region Semifinal - lost to Villanova, 46-43

## 1985-86

Record: 19-14 H: 10-5 A: 6-7 N: 3-2  
 ACC: 6-8, 6th place  
 Postseason: NCAA Second Round  
 Rankings: None



## TEAM ROSTER

No.	Name	Yr.	Pos.	Ht.	Wt.	Hometown
3	Keith Gatlin	Jr.	G	6-5	165	Gnmesland, N.C.
12	Jeff Baxter	Sr.	G	6-1	165	Washington, D.C.
21	John Johnson	Fr.	G	6-4	170	Knoxville, Tenn.
23	Dave Dickerson	Fr.	F	6-6	200	Olar, S.C.
25	Tony Massenburg	Fr.	F	6-8	215	Sussex, Va.
31	Bryan Palmer	Jr.	C	6-10	205	Glen Rock, Pa.
32	Terry Long	Jr.	C-F	6-8	240	Glen Allen, Va.
33	Derrick Lewis	So.	F	6-7	195	Temple Hills, Md.
34	Len Bias	Sr.	F	6-8	195	Landover, Md.
40	David Gregg	Fr.	F	6-9	190	Hyattsville, Md.
41	Tom Jones	Sr.	F	6-6	205	Oak Hill, W.Va.
50	Phil Nevins	Fr.	C	6-11	250	Vandergrift, Pa.
54	Christoph Weisheit	Fr.	C	7-2	210	Cologne, W. Germany

Head Coach: Charles "Lefty" Dnesell

Assistant Coaches: Ron Bradley, Oliver Pumell, Bart Bellairs

## SEASON STATISTICS

Name	GP	FG%	FT%	Reb.-Avg.	Asst.	Pts.-Avg
Len Bias	32-32	.544	.864	224-7.0	33	743-23.2
Keith Gatlin	32-30	.475	.784	86-2.7	204	326-10.2
Jeff Baxter	32-30	.478	.703	62-1.9	101	303-9.5
Tom Jones	33-9	.551	.617	155-4.7	36	267-8.1
Derrick Lewis	33-33	.485	.684	222-6.7	28	261-7.9
John Johnson	31-8	.500	.642	29-0.9	35	181-5.8
Terry Long	28-21	.546	.618	87-3.1	16	91-3.3
Tony Massenburg	29-8	.500	.563	60-2.1	0	83-2.9
Dave Dickerson	15-0	.440	.769	22-1.5	7	32-2.1
David Gregg	15-1	.588	.474	11-0.7	2	29-1.9
Greg Nared	7-0	.375	.000	5-0.7	3	6-0.9
Maryland Totals	33	.510	.729	1030-31.2	465	2322-70.4
Opponent Totals	33	.480	.730	1017-30.8	457	2166-65.6

## ACC TOURNAMENT

Quarterfinals - defeated North Carolina, 85-75

Semifinals - lost to Georgia Tech, 64-62

## NCAA TOURNAMENT

West Region First Round - defeated Pepperdine, 69-64


West Region Second Round - lost to UNLV, 70-64



# TEAMS OF TRADITION


## 1987-88

Record: 18-13 H: 8-4 A: 6-7 N: 4-2  
ACC: 6-8, 5th place  
Postseason: NCAA Second Round  
Rankings: None




## 1993-94

Record: 18-12 H: 10-3 A: 4-6 N: 4-3  
ACC: 8-8, 4th place (tie)  
Postseason: NCAA Sweet Sixteen  
Rankings: USA Today/CNN No. 20



## 1994-95

Record: 26-8 H: 16-0 A: 4-4 N: 6-4  
ACC: 12-4, ACC Regular Season co-champion  
Postseason: NCAA Sweet Sixteen  
Rankings: AP No. 10, USA Today/CNN No. 11



### TEAM ROSTER

No.	Name	Yr.	Pos.	Ht.	Wt.	Hometown
3	Keith Gatlin	Sr.	G	6-5	170	Gnmesland, N.C.
5	Mitch Kasoff	So.	G	6-1	175	Pikesville, Md.
10	Mark Karver	So.	F	6-7	195	Kenningston, Md.
11	Teyon McCoy	So.	G	6-1	170	Hammond, Ind.
12	Rudy Archer	Jr.	G	6-1	170	Baltimore, Md.
21	John Johnson	Jr.	G	6-4	170	Knoxville, Tenn.
22	Greg Nared	Jr.	G	6-4	190	Wilmington, Ohio
23	Dave Dickerson	Jr.	F	6-6	200	Olar, S.C.
24	Brian Williams	Fr.	C	6-10	210	Santa Monica, Calif.
25	Tony Massenburg	So.	F-C	6-9	230	Sussex, Va.
30	Rodney Walker	Jr.	F	6-9	250	Baltimore, Md.
33	Demck Lewis	Sr.	F	6-7	195	Temple Hills, Md.
43	Cedric Lewis	Fr.	F	6-9	200	Temple Hills, Md.
44	Steve Hood	So.	G-F	6-6	190	New Carrollton, Md.

Head Coach: Bob Wade

Assistant Coaches: Ron Bradley, Oliver Purnell, Jeff Adkins

### TEAM ROSTER

No.	Name	Yr.	Pos.	Ht.	Wt.	Hometown
3	Matt Raydo	Fr.	G	5-10	160	Ft. Lauderdale, Fla.
4	Exree Hipp	So.	F	6-8	183	Washington, D.C.
10	Duane Simpkins	So.	G	6-0	173	Ft. Washington, Md.
11	Matt Kovank	Fr.	G	6-5	179	Greensboro, N.C.
12	Donny Judd	So.	F	6-5	185	Forestville, Md.
15	Johnny Rhodes	So.	G	6-5	205	Washington, D.C.
21	Mano Lucas	So.	F	6-8	230	Memphis, Tenn.
22	Keith Booth	Fr.	F	6-5	220	Baltimore, Md.
24	John Walsh	Jr.	F	6-8	221	West Islip, N.Y.
30	Nick Bosnic	Fr.	F-G	6-7	197	Uniontown, Pa.
31	Wayne Bnstol	Jr.	G	6-1	178	Beltsville, Md.
32	Joe Smith	Fr.	F-C	6-9	213	Norfolk, Va.
55	Kurtis Shultz	Jr.	F	6-6	235	Randallstown, Md.

Head Coach: Gary Williams

Assistant Coaches: Billy Hahn, Art Perry, Jimmy Patsos

### TEAM ROSTER

No.	Name	Yr.	Pos.	Ht.	Wt.	Hometown
3	Matt Raydo	So.	G	5-10	160	Ft. Lauderdale, Fla.
4	Exree Hipp	Jr.	F	6-8	205	Washington, D.C.
10	Duane Simpkins	Jr.	G	6-0	172	Ft. Washington, Md.
11	Matt Kovank	So.	G	6-5	185	Greensboro, N.C.
12	Donny Judd	Sr.	F	6-5	185	Forestville, Md.
13	Sarunas Jasikevicius	Fr.	G	6-4	202	Kaunas, Lithuania
15	Johnny Rhodes	Jr.	G	6-4	205	Washington, D.C.
21	Mano Lucas	Jr.	F	6-8	233	Memphis, Tenn.
22	Keith Booth	So.	F	6-5	225	Baltimore, Md.
25	Rodney Elliott	Fr.	F	6-8	207	Baltimore, Md.
31	Wayne Bnstol	Sr.	G	6-1	185	Beltsville, Md.
32	Joe Smith	So.	F-C	6-10	221	Norfolk, Va.
55	Kurtis Shultz	Sr.	F	6-5	235	Randallstown, Md.

Head Coach: Gary Williams

Assistant Coaches: Billy Hahn, Art Perry, Jimmy Patsos

### SEASON STATISTICS

Name	GP	FG%	FT%	Reb.-Avg.	Asst.	Pts.-Avg
Demck Lewis	31-31	.556	.593	237-7.6	71	466-15.0
Rudy Archer	31-31	.432	.770	75-2.4	172	393-12.7
Brian Williams	29-29	.600	.671	173-6.0	22	363-12.5
Keith Gatlin	21-10	.506	.758	63-3.0	76	257-12.2
Tony Massenburg	23-16	.520	.573	122-5.3	10	233-10.1
Steve Hood	29-12	.482	.741	72-2.5	55	226-7.8
Teyon McCoy	31-8	.486	.871	31-1.0	68	165-5.3
Dave Dickerson	30-6	.472	.724	62-2.1	30	135-4.5
John Johnson	23-0	.444	.700	16-0.7	12	51-2.2
Cedric Lewis	7-2	.313	.308	14-2.0	1	14-2.0
Mark Karver	12-0	.313	.727	9-0.8	10	19-1.6
Rodney Walker	12-0	.417	.333	9-0.8	1	12-1.0
Mitch Kasoff	6-0	.400	.333	0-0.0	0	5-0.8
Greg Nared	14-1	.182	.875	3-0.2	8	11-0.8
Maryland Totals	31	.504	.672	957-30.9	516	2350-75.8
Opponent Totals	31	.492	.715	1010-32.6	488	2227-71.9

### ACC TOURNAMENT

Quarterfinals - defeated Georgia Tech, 84-67  
Semifinals - lost to North Carolina, 74-64

### NCAA TOURNAMENT

Southeast Region First Round - defeated  
UC Santa Barbara, 92-82  
Southeast Region Second Round - lost to Kentucky, 70-64

### SEASON STATISTICS

Name	GP	FG%	FT%	Reb.-Avg.	Asst.	Pts.-Avg
Joe Smith	30-30	.522	.734	321-10.7	25	582-19.4
Exree Hipp	30-30	.472	.688	120-4.0	76	397-13.2
Johnny Rhodes	30-29	.419	.623	203-6.8	122	374-12.5
Duane Simpkins	30-30	.485	.784	77-2.6	136	355-11.8
Keith Booth	30-30	.454	.584	183-6.1	65	324-10.8
Mano Lucas	30-0	.391	.585	107-3.6	11	163-5.4
Nick Bosnic	28-0	.413	.706	41-1.5	24	82-2.9
Donny Judd	8-0	.417	.667	6-0.8	0	16-2.0
Matt Kovank	29-1	.421	.792	33-1.1	31	53-1.8
Wayne Bnstol	22-0	.379	.632	17-0.8	6	38-1.7
Kurtis Shultz	19-0	.294	.333	11-0.6	4	12-0.6
Matt Raydo	9-0	.000	.429	3-0.3	2	3-0.3
Maryland Totals	30	.457	.682	1193-39.8	502	2399-80.0
Opponent Totals	30	.432	.640	1148-38.3	448	2197-73.2

### ACC TOURNAMENT

Quarterfinals - lost to Virginia, 69-63

### NCAA TOURNAMENT

Midwest Region First Round - defeated St. Louis, 74-67  
Midwest Region Second Round - defeated  
Massachusetts, 95-87  
Midwest Region Semifinal - lost to Michigan, 78-71

### SEASON STATISTICS

Name	GP	FG%	FT%	Reb.-Avg.	Asst.	Pts.-Avg
Joe Smith	34-34	.578	.741	362-10.7	40	708-20.8
Johnny Rhodes	34-34	.525	.694	179-5.3	126	475-14.0
Exree Hipp	34-34	.514	.656	141-4.2	109	461-13.6
Keith Booth	34-34	.455	.695	247-7.3	76	369-10.9
Duane Simpkins	34-33	.445	.841	72-2.1	162	358-10.5
Mano Lucas	34-0	.420	.577	125-3.7	23	241-7.1
Wayne Bnstol	34-0	.465	.636	40-1.2	31	133-3.9
Sarunas Jasikevicius	29-0	.446	.810	19-0.7	22	89-3.1
Donny Judd	10-0	.455	.556	5-0.5	3	16-1.6
Kurtis Shultz	12-0	.636	1.00	11-0.9	1	19-1.6
Rodney Elliott	30-0	.500	.519	46-1.5	13	43-1.4
Matt Raydo	12-0	.445	.800	6-0.5	8	12-1.0
Matt Kovank	31-1	.313	.647	27-0.9	27	22-0.7
Maryland Totals	34	.498	.706	1367-40.2	641	2946-86.7
Opponent Totals	34	.440	.656	1142-33.6	511	2514-73.9

### ACC TOURNAMENT

Quarterfinals - defeated Florida State, 71-64  
Semifinals - lost to North Carolina, 97-92 (OT)

### NCAA TOURNAMENT

West Region First Round - defeated Gonzaga, 87-63  
West Region Second Round - defeated Texas, 82-68  
West Region Semifinal - lost to Connecticut, 99-89



## TEAMS OF TRADITION

## 1995-96

Record: 17-13 H: 11-3 A: 3-5 N: 3-5

ACC: 8-8, 4th place (tie)

Postseason: NCAA First Round

Rankings: None



## TEAM ROSTER

No.	Name	Yr.	Pos.	Ht.	Wt.	Hometown
3	Laron Profit	Fr.	F-G	6-5	189	Charleston, S.C.
4	Exree Hipp	Sr.	F	6-8	224	Washington, D.C.
5	Matt Raydo	Jr.	G	5-10	153	Ft. Lauderdale, Fla.
10	Duane Simpkins	Sr.	G	6-0	172	Ft. Washington, Md.
11	Matt Kovank	Jr.	G	6-4	201	Greensboro, N.C.
12	Terrell Stokes	Fr.	G	6-0	172	Philadelphia, Pa.
13	Sarunas Jasikevicius	So.	G	6-4	195	Kaunas, Lithuania
14	Norman Fields	Fr.	G	6-0	173	Mt. Vernon, N.Y.
15	Johnny Rhodes	Sr.	G	6-4	212	Washington, D.C.
21	Mano Lucas	Sr.	F	6-8	241	Memphis, Tenn.
22	Keith Booth	Jr.	F	6-6	222	Baltimore Md.
25	Rodney Elliot	So.	F	6-8	213	Baltimore Md.
45	Brian Watkins	So.	F	6-9	216	Nashville, Tenn.
54	Obinna Ekezie	Fr.	F-C	6-9	260	Port Harcourt, Nigeria

Head Coach: Gary Williams

Assistant Coaches: Billy Hahn, Art Perry, Jimmy Patsos

## SEASON STATISTICS

Name	GP	FG%	FT%	Reb.-Avg.	Asst.	Pts.-Avg
Johnny Rhodes	30-30	.478	.569	177-5.9	98	502-16.7
Keith Booth	30-30	.442	.757	233-7.8	73	459-15.3
Duane Simpkins	27-27	.458	.845	65-2.4	118	328-12.2
Mano Lucas	29-6	.427	.628	151-5.2	8	305-10.5
Exree Hipp	29-27	.368	.661	89-3.1	54	198-6.8
Laron Profit	27-0	.482	.756	74-2.7	32	154-5.7
Rodney Elliott	29-6	.500	.692	91-3.1	11	142-4.9
Obinna Ekezie	30-18	.472	.550	111-3.7	10	135-4.5
Sarunas Jasikevicius	27-2	.427	.500	32-1.2	33	106-3.9
Terrell Stokes	30-4	.470	.635	40-1.3	85	100-3.3
Matt Raydo	8-0	.250	.500	0-0.0	3	4-0.5
Norman Fields	10-0	.286	.000	4-0.4	1	5-0.5
Matt Kovank	5-0	.000	.500	2-0.4	3	2-0.4
Maryland Totals	30	.449	.683	1158-38.6	529	2440-81.3
Opponent Totals	30	.451	.729	1114-37.1	429	2288-76.3

## ACC TOURNAMENT

Quarterfinals - defeated Duke, 82-69

Semifinals - lost to Georgia Tech, 84-79

## NCAA TOURNAMENT

West Region First Round - lost to Santa Clara, 91-79

## 1996-97

Record: 21-11 H: 11-3 A: 5-4 N: 5-4

ACC: 9-7, 4th place (tie)

Postseason: NCAA First Round

Rankings: AP No. 22



## TEAM ROSTER

No.	Name	Yr.	Pos.	Ht.	Wt.	Hometown
3	Laron Profit	So.	F-G	6-5	189	Charleston, S.C.
4	Atman Smith	Fr.	G	5-10	160	Baltimore, Md.
5	Matt Raydo	Sr.	G	5-10	152	Ft. Lauderdale, Fla.
10	Kelly Hite	Fr.	G	6-4	190	Temple Terrace, Fla.
11	Matt Kovank	Jr.	G	6-4	201	Greensboro, N.C.
12	Terrell Stokes	So.	G	6-0	171	Philadelphia, Pa.
13	Sarunas Jasikevicius	Jr.	G	6-4	195	Kaunas, Lithuania
14	Norman Fields	So.	G	6-0	173	Mt. Vernon, N.Y.
20	Matt Hahn	Fr.	G	6-0	155	Columbia, Md.
22	Keith Booth	Sr.	F	6-6	222	Baltimore Md.
25	Rodney Elliott	Jr.	F	6-8	213	Baltimore Md.
45	Brian Watkins	So.	F	6-9	216	Nashville, Tenn.
54	Obinna Ekezie	So.	F-C	6-9	260	Port Harcourt, Nigeria
55	Mike Mardesch	Fr.	C	7-0	220	Boston, Mass.

Head Coach: Gary Williams

Assistant Coaches: Billy Hahn, Dave Dickerson, Jimmy Patsos

## SEASON STATISTICS

Name	GP	FG%	FT%	Reb.-Avg.	Asst.	Pts.-Avg
Keith Booth	32-32	.469	.717	253-7.9	82	624-19.5
Laron Profit	32-30	.475	.626	171-5.3	78	412-12.9
Sarunas Jasikevicius	32-32	.418	.742	80-2.5	102	338-10.6
Obinna Ekezie	32-32	.550	.639	212-6.6	22	322-10.1
Rodney Elliott	32-2	.483	.728	197-6.2	42	275-8.6
Terrell Stokes	32-31	.427	.645	88-2.8	143	263-8.2
Brian Watkins	25-0	.445	.647	54-2.2	2	70-8.2
Matt Kovank	32-1	.431	.679	58-1.8	41	64-2.0
Norman Fields	8-0	.400	.833	8-1.0	1	14-1.8
Atman Smith	4-0	.429	.000	3-0.8	0	6-1.5
Matt Hahn	4-0	.500	.667	1-0.3	1	4-1.0
Kelly Hite	11-0	.250	.500	11-1.0	0	10-0.9
Matt Raydo	9-0	.200	.333	3-0.3	4	4-0.5
Maryland Totals	32	.465	.681	1226-38.3	518	2406-75.2
Opponent Totals	32	.405	.668	1092-34.1	425	2136-66.8

## ACC TOURNAMENT

Quarterfinals - defeated Clemson, 76-61

Semifinals - lost to NC State, 65-58

## NCAA TOURNAMENT

Southeast Region First Round - lost to  
College of Charleston, 75-66

## 1997-98

Record: 21-11 H: 12-2 A: 3-5 N: 6-4

ACC: 10-6, 3rd place

Postseason: NCAA Sweet Sixteen

Rankings: AP No. 20, USA Today/NABC No. 22



## TEAM ROSTER

No.	Name	Yr.	Pos.	Ht.	Wt.	Hometown
3	Laron Profit	Jr.	F-G	6-5	194	Charleston, S.C.
4	Atman Smith	So.	G	6-0	170	Baltimore, Md.
11	Matt Kovank	Sr.	G	6-4	196	Greensboro, N.C.
12	Terrell Stokes	Jr.	G	6-0	189	Philadelphia, Pa.
13	Sarunas Jasikevicius	Sr.	G	6-4	197	Kaunas, Lithuania
20	Matt Hahn	So.	G	6-0	155	Columbia, Md.
21	LaRon Cephas	Fr.	F	6-7	220	Wilmington, Del.
25	Rodney Elliott	Sr.	F	6-8	221	Baltimore Md.
31	Norman Fields	Jr.	G	6-0	183	Mt. Vernon, N.Y.
33	Mike Mardesch	Fr.	C-F	7-0	250	Boston, Mass.
44	Terence Morns	Fr.	F	6-8	199	Fredonck, Md.
45	Brian Watkins	Jr.	F	6-9	220	Nashville, Tenn.
54	Obinna Ekezie	Jr.	F-C	6-10	256	Port Harcourt, Nigeria

Head Coach: Gary Williams

Assistant Coaches: Billy Hahn, Dave Dickerson, Jimmy Patsos

## SEASON STATISTICS

Name	GP	FG%	FT%	Reb.-Avg.	Asst.	Pts.-Avg
Laron Profit	32-32	.447	.707	165-5.2	104	506-15.8
Rodney Elliott	32-32	.485	.686	236-7.4	51	481-15.0
Obinna Ekezie	32-32	.484	.670	207-6.5	51	410-12.8
Sarunas Jasikevicius	32-32	.456	.759	104-3.3	116	396-12.4
Terence Morns	32-0	.523	.695	113-3.5	25	236-7.4
Mike Mardesch	32-0	.424	.622	138-4.3	26	172-5.4
Terrell Stokes	32-25	.415	.667	82-2.6	149	172-5.4
Matt Kovank	32-7	.484	.429	53-1.7	64	76-2.4
Brian Watkins	9-0	.500	.600	15-1.7	3	19-2.1
Norman Fields	12-0	.526	.000	11-0.9	4	23-1.9
Matt Hahn	11-0	.250	.750	0-0.0	4	11-1.0
Atman Smith	11-0	.400	.500	8-0.7	4	11-1.0
LaRon Cephas	21-0	.143	.250	30-1.4	1	7-0.3
Maryland Totals	32	.461	.678	1271-39.7	602	2520-78.8
Opponent Totals	32	.408	.660	1209-37.8	421	2306-72.1

## ACC TOURNAMENT

Quarterfinals - defeated Georgia Tech, 83-65

Semifinals - lost to North Carolina, 83-73 (OT)

## NCAA TOURNAMENT

West Region First Round - defeated Utah State, 82-68

West Region Second Round - defeated Illinois, 67-61

West Region Semifinal - lost to Arizona, 87-79





# TRANS OF TRADITION

## 1998-99

Record: 28-6 H: 13-1 A: 7-3 N: 8-2  
ACC: 13-3, 2nd place  
Postseason: NCAA Sweet Sixteen  
Rankings: AP No. 5, USA Today/NABC No. 8



## 1999-00

Record: 25-10 H: 15-1 A: 4-5 N: 6-4  
ACC: 11-5, 2nd place, ACC Tournament finalist  
Postseason: NCAA Second Round  
Rankings: AP No. 17, USA Today/ESPN No. 25



## 2000-01

Record: 25-11 H: 11-3 A: 6-3 N: 8-5  
ACC: 10-6, 3rd place  
Postseason: NCAA Final Four  
Rankings: AP No. 11, USA Today/ESPN No. 4



### TEAM ROSTER

No.	Name	Yr.	Pos.	Ht.	Wt.	Hometown
3	Laron Profit	Sr.	F-G	6-5	202	Charleston, S.C.
5	Juan Dixon	Fr.	G	6-3	152	Baltimore, Md.
12	Terrell Stokes	Sr.	G	6-0	187	Philadelphia, Pa.
15	Danny Miller	Fr.	G	6-8	205	Mt. Holly, N.J.
20	Matt Hahn	Jr.	G	6-0	162	Columbia, Md.
21	LaRon Cephas	So.	F	6-7	223	Wilmington, Del.
23	Steve Francis	Jr.	G	6-3	194	Takoma Park, Md.
31	Norman Fields	Sr.	G	6-0	185	Mt. Vernon, N.Y.
33	Mike Mardesich	So.	C-F	7-0	255	Boston, Mass.
35	Lonny Baxter	Fr.	F	6-8	225	Silver Spring, Md.
44	Terence Morris	So.	F	6-9	205	Frederick, Md.
45	Brian Watkins	Sr.	F	6-9	229	Nashville, Tenn.
54	Obinna Ekezie	Sr.	F-C	6-10	262	Port Harcourt, Nigeria

Head Coach: Gary Williams

Assistant Coaches: Billy Hahn, Dave Dickerson, Jimmy Patsos

### TEAM ROSTER

No.	Name	Yr.	Pos.	Ht.	Wt.	Hometown
3	Juan Dixon	So.	G	6-3	152	Baltimore, Md.
4	Earl Badu	So.	G	6-0	167	Baltimore, Md.
11	Calvin McCall	Fr.	G	6-3	200	Orlando, Fla.
12	Drew Nicholas	Fr.	G	6-3	165	Hempstead, N.Y.
15	Danny Miller	So.	G	6-8	205	Mt. Holly, N.J.
20	Matt Hahn	Sr.	G	6-0	162	Columbia, Md.
21	LaRon Cephas	Jr.	F	6-7	223	Wilmington, Del.
25	Steve Blake	Fr.	G	6-3	175	Miami Lakes, Fla.
31	Byron Mouton	Jr.	G-F	6-6	215	Rayne, La.
33	Mike Mardesich	Jr.	C-F	7-0	255	Boston, Mass.
35	Lonny Baxter	So.	F-C	6-8	250	Silver Spring, Md.
44	Terence Morris	Jr.	F	6-9	205	Frederick, Md.
45	Tahj Holden	Fr.	F	6-10	235	Red Bank, N.J.

Head Coach: Gary Williams

Assistant Coaches: Billy Hahn, Dave Dickerson, Jimmy Patsos

### TEAM ROSTER

No.	Name	Yr.	Pos.	Ht.	Wt.	Hometown
1	Byron Mouton	Jr.	G-F	6-6	215	Rayne, La.
3	Juan Dixon	Jr.	G	6-3	164	Baltimore, Md.
4	Earl Badu	Jr.	G	6-0	160	Baltimore, Md.
11	Calvin McCall	So.	G	6-3	200	Orlando, Fla.
12	Drew Nicholas	So.	G	6-3	160	Hempstead, N.Y.
15	Danny Miller	Jr.	G-F	6-8	220	Mt. Holly, N.J.
21	LaRon Cephas	Sr.	F	6-7	217	Wilmington, Del.
25	Steve Blake	So.	G	6-3	160	Miami Lakes, Fla.
33	Mike Mardesich	Sr.	C	7-0	244	Boston, Mass.
35	Lonny Baxter	Jr.	F-C	6-8	260	Silver Spring, Md.
40	Matt Slaninka	Fr.	C	7-4	257	Olney, Md.
44	Terence Morris	Sr.	F	6-9	221	Frederick, Md.
45	Tahj Holden	So.	F	6-10	247	Red Bank, N.J.
54	Chris Wilcox	Fr.	F-C	6-10	210	Whiteville, N.C.

Head Coach: Gary Williams

Assistant Coaches: Billy Hahn, Dave Dickerson, Jimmy Patsos

### SEASON STATISTICS

Name	GP	FG%	FT%	Reb.-Avg.	Asst.	Pts.-Avg
Steve Francis	34-33	.523	.790	154-4.5	152	579-17.0
Terence Morris	34-34	.551	.825	242-7.1	67	521-15.3
Laron Profit	34-34	.503	.676	162-4.8	86	494-14.5
Obinna Ekezie	24-23	.488	.693	141-5.9	55	305-12.7
Juan Dixon	34-0	.443	.830	88-2.6	50	250-7.4
Lonny Baxter	32-10	.599	.573	116-3.6	29	217-6.8
Danny Miller	34-0	.482	.532	72-2.1	38	144-4.2
Terrell Stokes	34-34	.421	.667	94-2.8	76	143-4.2
Mike Mardesich	34-0	.350	.528	117-3.4	34	115-3.4
Brian Watkins	19-1	.488	.500	34-1.8	11	50-2.6
LaRon Cephas	15-0	.445	.500	5-0.3	1	21-1.4
Norman Fields	22-1	.286	.778	21-1.0	10	24-1.1
Matt Hahn	14-0	.750	.445	6-0.4	8	10-0.7
Maryland Totals	34	.495	.701	1343-39.5	567	2873-84.5
Opponent Totals	34	.388	.658	1209-35.6	735	2259-66.4

### SEASON STATISTICS

Name	GP	FG%	FT%	Reb.-Avg.	Asst.	Pts.-Avg
Juan Dixon	35-35	.462	.790	192-5.5	127	630-18.0
Terence Morris	34-34	.493	.761	293-8.6	80	537-15.8
Lonny Baxter	35-35	.533	.594	308-8.8	31	547-15.6
Danny Miller	34-34	.449	.654	99-2.9	92	290-8.5
Steve Blake	35-33	.408	.686	106-3.0	217	244-7.0
Drew Nicholas	35-0	.421	.621	38-1.1	50	177-5.1
Tahj Holden	35-3	.432	.672	69-2.0	34	116-3.3
Mike Mardesich	35-0	.426	.625	100-2.9	19	95-2.7
LaRon Cephas	14-0	.391	.429	19-1.4	0	21-1.5
Calvin McCall	13-0	.227	.571	10-0.8	11	14-1.1
Matt Hahn	13-1	.286	.667	3-0.2	6	12-0.9
Earl Badu	4-0	.000	.000	1-0.3	0	0-0.0
Maryland Totals	35	.465	.685	1354-38.7	667	2683-76.7
Opponent Totals	35	.402	.681	1296-37.0	491	2386-68.2

### SEASON STATISTICS

Name	GP	FG%	FT%	Reb.-Avg.	Asst.	Pts.-Avg
Juan Dixon	36-36	.483	.865	153-4.3	93	654-18.2
Lonny Baxter	36-35	.566	.592	286-7.9	19	561-15.6
Terence Morris	36-36	.432	.795	277-7.7	68	439-12.2
Byron Mouton	36-30	.508	.779	145-4.0	44	344-9.6
Steve Blake	36-36	.399	.714	108-3.0	248	248-6.9
Drew Nicholas	36-0	.494	.702	56-1.6	86	237-6.9
Danny Miller	36-4	.432	.556	95-2.6	77	174-4.8
Tahj Holden	27-0	.494	.608	61-2.3	15	121-4.5
Mike Mardesich	36-1	.473	.533	92-2.6	16	130-3.6
Chris Wilcox	34-1	.580	.606	73-2.1	16	122-3.6
LaRon Cephas	14-1	.526	.429	15-1.1	1	24-1.7
Calvin McCall	11-0	.308	.600	7-0.6	8	13-1.2
Earl Badu	2-0	.000	.000	0-0.0	1	0-0.0
Maryland Totals	36	.484	.696	1478-41.1	692	3067-85.2
Opponent Totals	36	.404	.708	1299-36.1	444	2605-72.4

### ACC TOURNAMENT

Quarterfinals - defeated Florida State, 93-69  
Semifinals - lost to North Carolina, 86-79

### ACC TOURNAMENT

Quarterfinals - defeated Florida State, 82-61  
Semifinals - defeated NC State, 64-61  
Finals - lost to Duke, 81-68

### NCAA TOURNAMENT

South Region First Round - defeated Valparaiso, 82-60  
South Region Second Round - defeated Creighton, 75-63  
South Region Semifinal - lost to St. John's, 76-63

### NCAA TOURNAMENT

Midwest Region First Round - defeated Iowa, 74-59  
Midwest Region Second Round - lost to UCLA, 105-70

### ACC TOURNAMENT

Quarterfinals - defeated Wake Forest, 71-53  
Semifinals - lost to Duke, 84-82

### NCAA TOURNAMENT

West Region First Round - defeated George Mason, 83-80  
West Region Second Round - defeated Georgia State, 79-60  
West Region Semifinals - defeated Georgetown, 76-66  
West Region Finals - defeated Stanford, 87-73  
National Semifinals - lost to Duke, 95-84



## TEAMS OF TRADITION

2001-02  
NATIONAL  
CHAMPIONS

Record: 32-4 H: 15-0 A: 7-2 N: 8-5

ACC: 15-1, Regular Season Champion

Postseason: NCAA Champion, NCAA East Region #1 Seed

Rankings: AP No. 4, USA Today/ESPN No. 1



## TEAM ROSTER

No.	Name	Yr.	Pos.	Ht.	Wt.	Hometown
1	Byron Mouton	Sr.	G/F	6-6	215	Rayne, La.
3	Juan Dixon	Sr.	G	6-3	164	Baltimore, Md.
4	Earl Badu	Sr.	G	6-0	160	Baltimore, Md.
5	Calvin McCall	Jr.	G	6-3	200	Orlando, Fla.
10	Andre Collins	Fr.	G	5-9	180	Crisfield, Md.
12	Drew Nicholas	Jr.	G	6-3	160	Hempstead, N.Y.
21	Mike Grinnon	Fr.	F	6-6	195	Huntington, N.Y.
25	Steve Blake	Jr.	G	6-3	160	Miami Lakes, Fla.
33	Ryan Randle	Jr.	F	6-9	245	Duncanville, Texas
35	Lonny Baxter	Sr.	F/C	6-8	260	Silver Spring, Md.
45	Tahj Holden	Jr.	F	6-10	247	Red Bank, N.J.
54	Chris Wilcox	So.	F/C	6-10	220	Whiteville, N.C.

Head Coach: Gary Williams

Assistant Coaches: Dave Dickerson, Jimmy Patsos, Matt Kovarik

Director of Basketball Operations: Troy Wainwright

Trainer: J.J. Bush

Strength &amp; Conditioning Coach: Kurtis Shultz

## SEASON STATISTICS

Name	GP	FG%	FT%	Reb.-Avg.	Asst.	Pts.-Avg.
Juan Dixon	36-36	.469	.898	166-4.6	104	735-20.4
Lonny Baxter	35-35	.545	.623	288-8.2	28	533-15.2
Chris Wilcox	36-26	.504	.585	257-7.1	53	432-12.0
Byron Mouton	36-35	.469	.767	180-5.0	74	401-11.1
Steve Blake	36-36	.382	.824	137-3.8	286	287-8.0
Drew Nicholas	36-1	.477	.803	81-2.3	88	255-7.1
Tahj Holden	36-11	.453	.836	96-2.7	42	202-5.6
Ryan Randle	34-0	.524	.563	106-3.1	5	129-3.8
Andre Collins	22-0	.667	.778	12-0.5	19	48-2.2
Calvin McCall	19-0	.526	.500	15-0.8	2	27-1.4
Mike Grinnon	16-0	.286	1.000	5-0.3	4	7-0.4
Earl Badu	12-0	.500	.000	3-0.3	9	4-0.3
Maryland Totals	36	.482	.726	1479-41.1	714	3060-85.0
Opponent Totals	36	.399	.681	1347-37.4	489	2552-70.9

## ACC TOURNAMENT

Quarterfinals — defeated Florida State, 85-59

Semifinals — lost to NC State, 86-82

## NCAA TOURNAMENT

East Region First Round — defeated Siena, 85-70

East Region Second Round — defeated Wisconsin, 87-57

East Region Semifinal — defeated Kentucky, 78-68

East Region Final — defeated Connecticut, 90-82

National Semifinal — defeated Kansas, 97-88

National Championship — defeated Indiana, 64-52


## 2002-03

Record: 21-10 H: 14-2 A: 4-4 N: 3-4

ACC: 11-5, T-2nd place

Postseason: NCAA Sweet Sixteen

Rankings: AP No. 17, USA Today/ESPN No. 10



## TEAM ROSTER

No.	Name	Yr.	Pos.	Ht.	Wt.	Hometown
1	Jamar Smith	Jr.	F/C	6-9	239	Sicklerville, N.J.
2	Andre Collins	So.	G	5-9	160	Crisfield, Md.
4	Travis Garrison	So.	F/C	6-8	234	Suitland, Md.
5	Calvin McCall	Sr.	G	6-3	210	Orlando, Fla.
11	John Gilchrist	Fr.	G	6-3	190	Virginia Beach, Va.
12	Drew Nicholas	Sr.	G	6-3	165	Hempstead, N.Y.
13	Chris McCray	Fr.	G	6-4	166	Capital Heights, Md.
20	Danien Henry	So.	F	6-6	202	Roxbury, N.J.
21	Mike Grinnon	So.	F	6-6	198	Huntington, N.Y.
22	Nik Caner-Medley	Fr.	F	6-8	220	Portland, Maine
25	Steve Blake	Sr.	G	6-3	172	Miami Lakes, Fla.
33	Ryan Randle	Sr.	F/C	6-9	245	Duncanville, Texas
45	Tahj Holden	Sr.	F/C	6-10	270	Red Bank, N.J.

Head Coach: Gary Williams

Assistant Coaches: Dave Dickerson, Jimmy Patsos, Matt Kovarik

## SEASON STATISTICS

Name	GP	FG%	FT%	Reb.-Avg.	Asst.	Pts.-Avg.
Drew Nicholas	31-31	.440	.852	119-3.8	83	552-17.8
Ryan Randle	31-31	.496	.611	224-7.2	26	395-12.7
Steve Blake	31-31	.415	.819	114-3.7	221	360-11.6
Tahj Holden	30-25	.407	.711	132-4.4	53	260-8.7
Nik Caner-Medley	31-18	.536	.581	110-3.5	30	260-8.7
Jamar Smith	30-0	.481	.545	118-3.9	9	176-5.9
Calvin McCall	29-13	.465	.733	98-3.4	44	140-4.8
John Gilchrist	31-0	.588	.688	65-2.1	52	142-4.6
Travis Garrison	30-6	.469	.684	93-3.1	15	119-4.0
Chris McCray	24-0	.431	.652	38-1.6	18	75-3.1
Andre Collins	19-0	.516	.500	7-0.4	17	41-2.2
Mike Grinnon	11-0	.455	.667	10-0.9	3	18-1.6
Danien Henry	9-0	.500	.500	8-0.9	2	11-1.2
Maryland Totals	31	.464	.713	1241-40.0	573	2472-79.7
Opponent Totals	31	.378	.700	1156-37.3	399	2069-66.7

## ACC TOURNAMENT

Quarterfinals — lost to North Carolina, 84-72

## NCAA TOURNAMENT

South Region First Round — defeated UNC Wilmington, 75-73

South Region Second Round — defeated Xavier, 77-64

South Region Semifinals — lost to Michigan State, 60-58

## 2003-04

Record: 20-12 H: 12-4 A: 4-5 N: 4-3

ACC: 7-9, 6th place, ACC Tournament champion

Postseason: NCAA Second Round

Rankings: AP No. 19, USA Today/ESPN No. 24



## TEAM ROSTER

No.	Name	Yr.	Pos.	Ht.	Wt.	Hometown
1	Jamar Smith	Sr.	F/C	6-9	239	Sicklerville, N.J.
4	Travis Garrison	So.	F	6-8	236	Suitland, Md.
5	D.J. Strawberry	Fr.	G	6-5	183	Corona, Calif.
11	John Gilchrist	So.	G	6-3	199	Virginia Beach, Va.
13	Chris McCray	So.	G	6-5	180	Capital Heights, Md.
20	Danien Henry	Jr.	F	6-6	204	Roxbury, N.J.
21	Mike Grinnon	Jr.	F	6-6	211	Huntington, N.Y.
22	Nik Caner-Medley	So.	F	6-8	233	Portland, Maine
23	Mike Jones	Fr.	G	6-5	196	Dorchester, Mass.
25	Ekene Ibekwe	Fr.	F	6-9	211	Carson, Calif.
31	Will Bowers	Fr.	C	7-1	245	Hanover, Md.
44	Hassan Fofana	Fr.	F/C	6-10	290	Weston, Mass.

Head Coach: Gary Williams

Assistant Coaches: Dave Dickerson, Jimmy Patsos, Matt Kovarik

## SEASON STATISTICS

Name	GP	FG%	FT%	Reb.-Avg.	Asst.	Pts.-Avg.
John Gilchrist	32-30	.474	.702	144-4.5	159	492-15.4
Jamar Smith	32-32	.421	.472	283-8.8	39	418-13.1
Nik Caner-Medley	32-32	.433	.657	151-4.7	55	389-12.2
Chris McCray	32-30	.444	.822	122-3.8	90	352-11.0
Travis Garrison	32-25	.414	.729	165-5.2	21	251-7.8
D.J. Strawberry	31-3	.489	.526	87-2.8	41	192-6.2
Ekene Ibekwe	32-7	.504	.516	124-3.9	10	157-4.9
Mike Jones	30-0	.391	.761	56-1.9	15	146-4.9
Hassan Fofana	28-0	.326	.440	47-1.7	2	39-1.4
Will Bowers	19-0	.308	.615	22-1.2	4	16-0.8
Andre Collins	6-1	.467	.000	7-1.2	10	15-2.5
Mike Grinnon	11-0	.333	.667	11-1.0	5	6-0.5
Danien Henry	9-0	.500	.000	2-0.2	0	4-0.4
Maryland Totals	32	.441	.631	1322-41.3	451	2477-77.4
Opponent Totals	32	.405	.720	1233-38.5	409	2308-72.1

## ACC TOURNAMENT

Quarterfinals — defeated Wake Forest, 87-86

Semifinals — defeated NC State, 85-82

Championship — defeated Duke, 95-87 (OT)

## NCAA TOURNAMENT

Denver Region First Round — defeated UTEP, 86-83

Denver Region Second Round — lost to Syracuse, 72-70





# HONORED JERSEYS


Maryland athletics honors the jersey numbers of 15 Terrapin greats. Along with the coach of the 2002 national champions, each is honored with a banner hung from the rafters of Comcast Center.

**BOSEY  
BERGER**  
ALL-AMERICA  
1931 • 1932



**6**

**6-2, FORWARD  
FORT MYER, VA.  
PLAYED: 1929-32**



Louis "Bosey" Berger was regarded as one of the greatest athletes in the history of Maryland athletics ... a two-time All-America selection and a consensus pick in 1932... his selection is considered a great feat because Maryland was an agricultural school at the time and not among the athletic giants ... considered one of the best all-around players of his time ... led Maryland to the 1931 Southern Conference championship, averaging a conference-high 19.1 points over the nine-game conference season ... also played baseball and signed a professional contract with the Cleveland Indians upon graduation ... played in the major leagues for six years, with the Cleveland Indians, Chicago White Sox and Boston Red Sox ... left baseball with a .236 lifetime average.

**GENE  
SHUE**  
ALL-AMERICA  
1953 • 1954



**25**

**6-2, FORWARD  
BALTIMORE, MD.  
PLAYED: 1952-54**



Terps' first high profile basketball star ... earned Converse and Helms Foundation All-America honors as a senior, while averaging 21.8 points a game ... scored 654 points in 1953 ... scored 40 points against Wake Forest in the 1953 Southern Conference tournament and selected as the tournament MVP ... school record-holder in career scoring until 1974 ... was the third overall player selected in the 1954 NBA Draft by the Philadelphia Warriors ... was All-Pro twice and a five-time NBA All-Star during his 10-year NBA career with the Warriors, New York Knickerbockers, Ft. Wayne/Detroit Pistons and Baltimore Bullets ... enjoyed a successful career as a head coach in the NBA with the Washington Bullets, Philadelphia 76ers, San Diego and Los Angeles Clippers ... was twice named as the NBA Coach of the Year ... was general manager of the Philadelphia 76ers.

**SHUE'S CAREER STATISTICS**

YEAR	GP	FGM-FGA	PCT.	FTM-FTA	PCT.	AST	REB	PTS-Avg.
1951-52	21	—	—	—	—	—	—	224-10.6
1952-53	23	176-375	.469	156-223	.700	—	—	508-22.1
1953-54	30	237-469	.505	180-228	.789	—	—	654-21.8
Career	74	—	—	—	—	—	—	1386-18.7

**TOM  
McMILLEN**  
ALL-AMERICA  
1972 • 1973 • 1974



**54**

**6-11, FORWARD  
MANSFIELD, PA.  
PLAYED: 1972-74**



Averaged 20.5 points and 9.8 rebounds during his three-year career ... was selected as a three-time All-American and a three-time Academic All-American ... one of only three Terps to average more than 20 points per game in successive seasons and is one of two players in school history with a career scoring average over 20 points per game ... led Maryland to the 1972 National Invitation Tournament championship, earning tournament MVP honors ... earned a silver medal for the United States in the 1972 Olympic Games ... played in the NBA for 11 seasons with Buffalo, Atlanta, New York and Washington ... put his professional basketball career on hold one year directly out of college in order to fulfill his Rhodes Scholarship obligations by studying for a year at Oxford ... was elected to the U.S. Congress from Maryland's 4th district in 1986 ... served as Co-Chair of the President's Commission on Physical Fitness.

**McMILLEN'S CAREER STATISTICS**

YEAR	GP	FGM-FGA	PCT.	FTM-FTA	PCT.	AST	REB	PTS-Avg.
1971-72	32	235-428	.549	197-241	.817	33	306-9.6	667-20.8
1972-73	29	250-427	.585	116-145	.800	28	284-9.8	616-21.2
1973-74	27	214-404	.530	96-126	.762	41	269-10.0	524-19.4
Career	88	699-1259	.555	409-512	.795	102	859-9.8	1807-20.5



20  
06

MARYLAND

27  
SPORTS1  
TEAMFEAR  
THE  
TURTLE!

## LEN ELMORE

**ALL-AMERICA  
1974**



41

**6-9, CENTER**  
**SPRINGFIELD GARDENS, N.Y.**  
**PLAYED: 1972-74**



The best rebounder in Maryland history and one of the nation's best ever ... rebounding prowess earned a spot on most 1974 All-America squads along with offensive-minded teammates Tom McMillen and John Lucas ... only player in Maryland history with more than 1,000 career rebounds (1,053) ... 412 rebounds and 14.7 average in 1974 are school records ... career rebounding average of 12.2 rebounds a game is also the Maryland record ... three-time All-ACC selection ... Maryland MVP in 1973 and its Outstanding Senior in 1974 ... drafted in the first round of the 1974 NBA Draft by the Washington Bullets, but chose to sign with the Indiana Pacers of the American Basketball Association ... spent 10 seasons in the NBA and ABA with the Pacers, Kansas City Kings, Milwaukee Bucks, New Jersey Nets and New York Knicks ... upon leaving professional basketball, enrolled in Harvard Law school and graduated in 1987 ... the first former pro basketball player to graduate from the prestigious law school.

### ELMORE'S CAREER STATISTICS

YEAR	GP	FGM-FGA	PCT.	FTM-FTA	PCT.	AST	REB	PTS-Avg.
1971-72	32	126-273	462	95-126	754	37	351-11.0	347-10.8
1972-73	26	112-239	469	37-61	607	35	290-11.2	261-10.0
1973-74	28	170-324	525	69-91	758	48	412-14.7	409-14.6
Career	86	408-836	488	201-278	723	120	1053-12.2	1017-11.8


## JOHN LUCAS

**ALL-AMERICA  
1974 • 1975**



15

**6-4, GUARD**  
**DURHAM, N.C.**  
**PLAYED: 1973-76**



Three-time All-America selection who is considered by many as the greatest guard in the history of the Terps' program ... first Maryland player to earn first team All-ACC honors in three straight seasons ... the No. 5 all-time Maryland scorer with 2,015 points ... No. 4 on the school's all-time assists list ... the Terps finished ranked No. 8 (1973), No. 4 (1974), and No. 5 (1975) in the final Associated Press polls with Lucas as their point guard ... was also a collegiate All-American in tennis, a sport in which he was a two-time ACC singles champion and earned that same honor in doubles play ... No. 1 selection in the 1976 NBA college draft ... played 14 seasons in the NBA with the Rockets, Golden State Warriors, Washington Bullets, San Antonio Spurs, Milwaukee Bucks and Seattle SuperSonics ... after his playing days ended, he was the head coach of the San Antonio Spurs and Philadelphia 76ers, and was named as head coach of the Cleveland Cavaliers in 2001.

### LUCAS' CAREER STATISTICS

YEAR	GP	FGM-FGA	PCT.	FTM-FTA	PCT.	AST	REB	PTS-Avg.
1972-73	30	190-353	538	45-64	703	178	83-2.8	425-14.2
1973-74	28	253-495	511	58-77	753	159	82-2.9	564-20.1
1974-75	24	186-339	549	97-116	836	91	100-4.2	469-19.5
1975-76	28	233-456	511	91-117	778	86	109-3.9	557-19.9
Career	110	862-1643	518	291-374	778	514	374-3.4	2015-18.3

## ALBERT KING

**ALL-AMERICA  
1980 • 1981**



55

**6-7, FORWARD**  
**BROOKLYN, N.Y.**  
**PLAYED: 1978-81**



One of the most prolific scorers in school history, King is one of only a handful of players to average in double figures during each of his four seasons ... ranks as the No. 3 all-time Maryland scorer with 2,058 career points ... his career scoring average of 17.4 points per game is the sixth-best in school history ... 38 points vs. Clemson in 1980 is a Maryland record in ACC Tournament games ... shared the 1981 team MVP Award with Buck Williams after winning the award outright in 1980 ... was the ACC Player of the Year in 1980 and a first team All-ACC selection again in 1981 ... came to Maryland regarded as the nation's top high school recruit, having averaged 38.6 points and 22 rebounds as a high school senior ... picked in the first round, the 10th selection overall, of the 1981 NBA college draft by the New Jersey Nets ... spent nine NBA seasons with the Nets, 76ers, San Antonio Spurs and Washington Bullets ... his brother, Bernard, is also a former NBA star and league scoring champion.

### KING'S CAREER STATISTICS


YEAR	GP	FGM-FGA	PCT.	FTM-FTA	PCT.	AST	REB	PTS-Avg.
1977-78	28	164-327	502	53-82	646	64	187-6.7	381-13.6
1978-79	28	191-387	494	62-81	765	62	144-5.1	444-15.9
1979-80	31	275-497	553	124-151	821	86	207-6.7	674-21.7
1980-81	31	232-462	502	95-117	812	92	177-5.7	559-18.0
Career	118	862-1673	515	334-431	766	304	715-6.1	2058-17.4





# BUCK WILLIAMS

ALL-AMERICA  
1981



**52**

**6-8, CENTER/FORWARD**  
**ROCKY MOUNT, N.C.**  
**PLAYED: 1979-81**



An outstanding scorer and extraordinary rebounder, Williams earned All-America honors following his junior season ... entered the NBA following his junior season ... averaged 15.6 points and 11.7 rebounds a game as a junior ... he is the No. 4 rebounder in Maryland history with 928 career rebounds ... career average of 10.9 rebounds a game is second-best in school history ... averaged double-figure scoring in each of his three seasons while registering the school's best-ever career field goal shooting percentage - 61.5 percent ... led the ACC in rebounding as a freshman in 1978-79, was third in 1979-80 and second during the 1980-81 season ... a member of the 1980 U.S. Olympic team that did not compete in the Moscow Olympic Games ... applied for a hardship waiver into the NBA college draft in 1981 and was selected as the No. 3 player overall by the New Jersey Nets ... named as the NBA Rookie of the Year in 1982 ... played 18 seasons in the NBA with the Nets, Portland Trail Blazers and the New York Knicks.

## WILLIAMS' CAREER STATISTICS

YEAR	GP	FGM-FGA	PCT.	FTM-FTA	PCT.	AST	REB	PTS-Avg.
1978-79	30	120-206	.583	60-109	.550	18	323-10.8	300-10.0
1979-80	24	143-236	.606	85-128	.664	27	242-10.1	371-15.5
1980-81	31	183-283	.647	116-182	.637	31	363-11.7	482-15.5
Career	85	446-725	.615	261-419	.623	76	928-10.9	1153-13.6


# LEN BIAS

ALL-AMERICA  
1985 • 1986



**34**

**6-8, FORWARD**  
**LANDOVER, MD.**  
**PLAYED: 1983-86**




Unanimous choice on almost every All-America squad following his senior season ... he was a third-team All-America selection in 1985, as a junior ... only Terp ever to be named the ACC Player of the Year twice (in 1985 and 1986) ... Bias is the Terps' second all-time leading scorer with 2,149 career points ... he holds two of the school's top four single-season marks ... led the ACC in scoring two straight years ... his best scoring performance, 41 points at Duke in 1986, ranks as the third-best single-game performance in school history and is the top performance by a Terp in a road game ... is No. 9 on the Maryland career rebounding list with 745 total rebounds ... is No. 9 on the school's career shot-blocked list with 87 ... he was the No. 2 pick overall in the 1986 National Basketball Association college draft, taken by the Boston Celtics.

## BIAS' CAREER STATISTICS

YEAR	GP	FGM-FGA	PCT.	FTM-FTA	PCT.	AST	REB	PTS-Avg.
1982-83	30	86-180	.478	42-66	.636	22	125-4.2	217-7.2
1983-84	32	211-372	.567	66-86	.767	48	145-4.5	489-15.2
1984-85	37	274-519	.528	153-197	.777	65	251-6.8	701-18.9
1985-86	32	267-491	.544	209-242	.864	33	224-7.0	743-23.2
Career	131	838-1,562	.536	470-591	.795	168	745-5.7	2149-16.4


# WALT WILLIAMS

ALL-AMERICA  
1992



**42**

**6-8, FORWARD/GUARD**  
**TEMPLE HILLS, MD.**  
**PLAYED: 1989-92**



One of the most versatile players in the history of the program ... played for the Terps for four seasons despite the opportunity to turn professional early, or transfer to another school because of the Terps' NCAA sanctions ... his loyalty to Maryland was one of the key reasons why Maryland was able to field competitive teams during that period ... broke season records with 776 points and a 26.8 average as a senior ... recorded a nation's best seven-game streak of 30 points or more as a senior ... finalist for the Wooden and Naismith Player of the Year awards as a senior ... closed his career as the school's No. 11 all-time scorer with 1,704 points ... totaled 11 games with 30 or more points during his senior season and had 14 such games during his career ... scored a career-high of 39 points versus Wake Forest in 1992 ... drafted by the Sacramento Kings in the first round of the NBA college draft, the 7th pick overall ... has played for Miami, Toronto, Portland, Houston and Dallas in the NBA.

## WILLIAMS' CAREER STATISTICS

YEAR	GP	FGM-FGA	PCT.	FTM-FTA	PCT.	AST	REB	PTS-Avg.
1988-89	26	75-170	.441	33-53	.623	66	92-3.5	190-7.3
1989-90	33	143-296	.483	104-134	.776	149	138-4.2	420-12.7
1990-91	17	109-243	.449	72-86	.837	91	86-5.1	318-18.7




20  
06

MARYLAND

27  
SPORTS1  
TEAMFEAR  
THE  
TURTLE!

# JOE SMITH

ALL-AMERICA  
1994 • 1995



32

6-10, FORWARD/CENTER  
NORFOLK, VA.  
PLAYED: 1994-95




The consensus selection as the 1995 National Collegiate Player of the Year ... earned six National Player of the Year selections overall ... was named the Atlantic Coast Conference Player of the Year and UPI third team All-American as a freshman ... he became one of only three sophomores in the history of the conference to earn player of the year honors, joining only NC State's David Thompson and Virginia's Ralph Sampson ... an All-ACC first-team selection in both his freshman and sophomore seasons ... averaged 20.8 points and 10.7 rebounds as a sophomore ... averaged 20.1 points and 10.7 rebounds for his 64-game career — he is one of only five players in school history to average a double/double for his entire career ... the No. 1 overall selection in the 1995 NBA Draft by the Golden State Warriors ... currently a member of the Minnesota Timberwolves.

## SMITH'S CAREER STATISTICS

YEAR	GP	FGM-FGA	PCT.	FTM-FTA	PCT.	AST	REB	PTS-Avg.
1993-94	30	206-395	.522	168-229	.734	25	321-10.7	582-19.4
1994-95	34	245-424	.578	209-282	.741	40	362-10.7	708-20.8
Career	64	451-819	.550	377-511	.737	65	683-10.7	1290-20.1


# KEITH BOOTH

ALL-AMERICA  
1997



22

6-6, FORWARD  
BALTIMORE, MD.  
PLAYED: 1994-97



first-team selection his senior season, 1997 ... received two votes in the ACC Player-of-the Year voting - the only player besides Wake Forest's Tim Duncan to receive voting consideration ... a four-time All-ACC honoree, he earned first team honors as a senior, third team as a junior, and honorable mention designation during his freshman and sophomore seasons ... played on four NCAA Tournament teams ... school's record holder with 576 career free throws ... grabbed a career-high and school-record 213 free throws made as a senior ... a first round selection of the Chicago Bulls in the 1997 NBA Draft ... became only the second player in school history to play for an NBA World Championship team as the Bulls won the 1998 NBA championship.

## BOOTH'S CAREER STATISTICS

YEAR	GP	FGM-FGA	PCT.	FTM-FTA	PCT.	AST	REB	PTS-Avg.
1993-94	30	113-249	.454	87-149	.584	65	183-6.1	324-10.8
1994-95	34	126-277	.455	114-164	.695	76	247-7.3	369-10.9
1995-96	30	145-328	.442	162-214	.757	73	233-7.8	459-15.3
1996-97	32	205-437	.469	213-297	.717	82	253-7.9	624-19.5
Career	126	589-1,291	.456	576-824	.699	296	916-7.3	1776-14.1


# STEVE FRANCIS

ALL-AMERICA  
1999



23

6-3, GUARD  
TAKOMA PARK, MD.  
PLAYED: 1999



A second team All-America selection following his outstanding junior season at Maryland ... All-ACC first team and ACC All-Tournament first team selection ... finished fourth in the balloting for ACC Player of the Year in 1999 ... named the Division I newcomer of the year and a first team All-American by Sports Illustrated ... finalist for the Naismith and Wooden awards as the collegiate player of the year ... All-America second-team by Eastern Basketball ... All-ACC defensive team by the ACC coaches ... earned Most Valuable Player honors at the BB&T Classic in Washington, D.C., as he helped lead Maryland past No. 5 Stanford and NIT participant DePaul ... selected to the all-tournament team at the Puerto Rico Shootout ... selected by the Vancouver Grizzlies as the second overall pick in the first round of the 1999 NBA Draft and later traded to the Houston Rockets ... named NBA Co-Rookie of the Year in 2000 and voted to the NBA All-Star Game in 2002.


## FRANCIS' CAREER STATISTICS

YEAR	GP	FGM-FGA	PCT.	FTM-FTA	PCT.	AST	REB	PTS-Avg.
1998-99	34	205-392	.523	124-157	.790	152	154-4.5	579-17.0




# JUAN DIXON

ALL-AMERICA  
2001 • 2002




3

**6-3, GUARD**  
**BALTIMORE, MD.**  
**PLAYED: 1999-2002**



# LONNY BAXTER

ALL-AMERICA  
2002



35

**6-8, FORWARD/CENTER**  
**SILVER SPRING, MD.**  
**PLAYED: 1999-2002**



# STEVE BLAKE



25

**6-3, GUARD**  
**MIAMI LAKES, FLA.**  
**PLAYED: 2000-03**



its first NCAA title ... consensus All-American as a senior, earning ACC Player of the Year and NCAA Final Four MVP honors in 2002 ... led Maryland to consecutive Final Four appearances, and became UM's all-time scoring champ with 2,269 points ... third in voting for the 2002 Wooden Award ... winner of the Chip Hilton Award and Senior CLASS Award ... only Terp besides John Lucas to be named first team All-ACC in three straight seasons ... ended college career as the only player in NCAA history with 2,000 points, 300 steals and 200 three-pointers ... 9th in NCAA Tournament history in scoring for a career (294) and single tournament (155 in 2002) ... the winningest Terp ever with 110 victories, and never fouled out in 141 career games ... second in Maryland and ACC history, and 12th in NCAA history, with 333 career steals ... scored in double digits in 54 straight games to end his career, the second longest streak in Terp history ... joined Lonny Baxter to become the highest-scoring tandem (4,127 points) in NCAA history to win a national championship ... selected 17th overall by the Washington Wizards in the 2002 NBA draft.

## DIXON'S CAREER STATISTICS

YEAR	GP	FGM-FGA	PCT.	FTM-FTA	PCT.	AST	REB	PTS-Avg.
1998-99	34	85-192	.443	44-53	.830	47	88-2.6	250-7.4
1999-00	35	234-506	.462	113-143	.790	127	192-5.5	630-18.0
2000-01	34	235-508	.463	128-148	.865	93	158-4.6	684-20.1
2001-02	36	251-535	.469	141-157	.898	104	166-4.6	735-20.4
<b>Career</b>	<b>141</b>	<b>802-1713</b>	<b>.468</b>	<b>426-501</b>	<b>.850</b>	<b>371</b>	<b>599-4.2</b>	<b>2269-16.1</b>

A powerful bruiser with excellent hands and touch around the basket helped him become just the 10th player in NCAA history to earn NCAA Regional MVP honors in consecutive seasons ... member of the Wooden Award All-America Team in 2002 while helping lead the Terps to their first national championship ... guided Maryland to Final Four appearances in 2001 and 2002 ... shares the Maryland record for most starts in a career in the NCAA tournament (16) ... finished his career as Maryland's second-leading rebounder and sixth-leading scorer of all-time ... two rebounds shy of becoming the second player in school history with 1,000 rebounds ... two rebounds shy of becoming the first player in Maryland history with 1,500 points and 1,000 rebounds ... three-time All-ACC recipient, earning first team honors in 2000, and second team accolades as a junior and senior ... combined with Juan Dixon to be the highest-scoring tandem (4,127 points) in NCAA history to win a national championship ... with Dixon, joined Len Elmore and Tom McMillen (1974) as the only other pair of first team All-Americans on the same team in Maryland history ... selected with the 44th pick of the 2002 NBA draft by the Chicago Bulls.

## BAXTER'S CAREER STATISTICS

YEAR	GP	FGM-FGA	PCT.	FTM-FTA	PCT.	AST	REB	PTS-Avg.
1998-99	32	82-137	.599	51-89	.573	18	116-3.6	217-6.8
1999-00	35	218-409	.533	111-187	.594	31	308-8.8	547-15.6
2000-01	36	219-387	.566	122-206	.592	19	286-7.9	561-15.6
2001-02	35	193-354	.545	147-236	.623	28	288-8.2	533-15.2
<b>Career</b>	<b>138</b>	<b>712-1287</b>	<b>.553</b>	<b>431-718</b>	<b>.600</b>	<b>96</b>	<b>998-7.2</b>	<b>1858-13.5</b>

finished his career as Maryland's all-time leader in assists, games started and minutes played ... finished his career fifth on the NCAA's all-time assists chart with 972 and fourth in ACC career assists behind Bobby Hurley (1,076), Chris Corchiani (1,038) and Ed Cota (1,030) ... AP Honorable Mention All-America selection and first team All-ACC choice as a senior ... a semifinalist for the Wooden Award and Naismith National Player of the Year Award ... led the ACC in assists as a sophomore, junior and senior ... the only player in ACC history with 1,000 points, 800 assists, 400 rebounds and 200 steals ... joined UNC's Ed Cota as just the second player in ACC history with 1,000 points, 800 assists and 400 rebounds ... played every game of his four-year career which included three Sweet Sixteen appearances, two trips to the Final Four, a national title and 15 NCAA Tournament games ... Maryland was 103-35 with Blake as its point guard overall, 13-3 in the NCAA Tournament ... contributed in 51 career ACC victories ... 4,312 minutes played more than any player in Maryland history ... selected in the second round of the 2003 NBA Draft by the Washington Wizards

## BLAKE'S CAREER STATISTICS

YEAR	GP	FGM-FGA	PCT.	FTM-FTA	PCT.	AST	REB	PTS-Avg.
1999-00	35	86-211	.408	35-51	.686	217	106-3.0	244-7.0
2000-01	36	83-208	.399	45-63	.714	248	108-3.0	248-6.9
2001-02	36	91-238	.382	61-74	.824	286	137-3.8	287-8.0
2002-03	31	114-275	.415	68-83	.819	221	114-3.7	360-11.6
<b>TOTAL</b>	<b>138</b>	<b>374-932</b>	<b>.401</b>	<b>209-271</b>	<b>.771</b>	<b>973</b>	<b>465-3.4</b>	<b>1139-8.3</b>



20  
06

MARYLAND

27  
SPORTSI  
TEAMFEAR  
THE  
TURTLE!

# AWARD WINNERS

## NATIONAL HONORS

### NATIONAL PLAYER OF THE YEAR

Player	Year	Selection Board or Panel
Joe Smith	1995	AP, UPI, Naismith

### NATIONAL COACH OF THE YEAR

Coach	Year	Selection Board or Panel
Gary Williams	2001	Playboy
Gary Williams	2002	Basketball America
	2002	CBSSportsline.com
	2002	Winged Foot Award (New York Athletic Club)
	2002	Victor Award (Nat'l Academy of Sports Editors)

## ALL-AMERICANS

Player	Year	Selection Board or Panel
Louis Berger	1931	HF
	1932 *	CV-1st Team, HF
Gene Shue	1953	CV-2nd Team
	1954	CV-2nd Team, HF
Tom McMillen	1972	CV-2nd Team, AP-3rd Team, UPI-3rd Team
	1973	CV-1st Team, NABC-2nd Team, UPI-2nd Team, AP-3rd Team
	1974	CV-1st Team, NABC-2nd Team, UPI-2nd Team, AP-3rd Team
Len Elmore	1974	CV-1st Team, BW-1st Team, AP-2nd Team, NABC-2nd Team, UPI-2nd Team
John Lucas	1974	AP-2nd Team, CV-2nd Team, NABC-3rd Team
	1975 *	CV-1st Team, NABC-1st Team, UPI-1st Team, BW-1st Team, AP-2nd Team
	1976 *	AP-1st Team, CV-1st Team, UPI-1st Team, BW-1st Team
Albert King	1980	AP-1st Team, CV-2nd Team, NABC-2nd Team, UPI-2nd Team
	1981	UPI-2nd Team, NABC-3rd Team
Buck Williams	1981	CV-2nd Team
Len Bias	1985	AP-2nd Team, BW-2nd Team, NABC-2nd Team
	1986 *	AP-1st Team, NABC-1st Team, UPI-1st Team, BW-1st Team
Walt Williams	1992	AP-2nd Team, UPI-2nd Team, BW-2nd Team
Joe Smith	1994	UPI-3rd Team
	1995 *	AP-1st Team, NABC-1st Team, UPI-1st Team, BW-1st Team
Keith Booth	1997	AP-3rd Team, NABC-3rd Team
Steve Francis	1999	BW-2nd Team, AP-2nd Team, NABC-2nd Team, TSN-2nd Team
Juan Dixon	2001	BW-3rd Team, NABC-3rd Team
	2002 *	AP-1st Team, NABC-1st Team, BW-1st Team, TSN-1st Team, WD-1st Team
Lonny Baxter	2002	WD-1st Team

## ACADEMIC ALL-AMERICANS

Player	Year	Selection Board or Panel
Tom McMillen	1972	GTE/CoSIDA-1st Team
Tom McMillen	1973	GTE/CoSIDA-1st Team
Tom McMillen	1974	GTE/CoSIDA-1st Team
Greg Manning	1981	GTE/CoSIDA-2nd Team
Matt Roe	1991	GTE/CoSIDA-1st Team

\* Consensus All-Americans are determined by first team selections on a majority of major All-America teams

AP-Associated Press; NABC-Basketball Coaches; BT-Basketball Times; BW-Basketball Writers; CV-Converse; HF-Helms Foundation; TSN-The Sporting News; UPI-United Press International; WD-Wooden Award

## ACC HONORS

### ACC PLAYER OF THE YEAR

1979-80	Albert King
1984-85	Len Bias
1985-86	Len Bias
1994-95	Joe Smith
2001-02	Juan Dixon

### ACC ROOKIE OF THE YEAR

1978-79	Buck Williams
1993-94	Joe Smith

### ACC COACH OF THE YEAR

1974-75	Lefty Driesell
1979-80	Lefty Driesell
1997-98	Gary Williams
	(ACC Athlete Magazine)
1999-00	Gary Williams
	(College Hoops Illustrated)
2001-02	Gary Williams

### ALL-ACC SELECTIONS

1953-54	Gene Shue (1st)
1954-55	Bob Kessler (2nd)
1955-56	Bob Kessler (2nd)
1956-57	Bob O'Brien (2nd)
1957-58	Nick Davis (2nd)
	John Nacincik (2nd)
1958-59	Charles McNeil (2nd)
1959-60	Al Bunge (1st)
	Bob McDonald (2nd)
1960-61	Bob McDonald (2nd)
1962-63	Jerry Greenspan (2nd)
1964-65	Jay McMillen (2nd)
1965-66	Gary Ward (2nd)
1968-69	Will Hetzel (2nd)
1969-70	Will Hetzel (2nd)
1970-71	Jim O'Brien (2nd)
1971-72	Tom McMillen (1st)
	Len Elmore (2nd)
1972-73	Tom McMillen (1st)
	Len Elmore (2nd)
1973-74	John Lucas (1st)
1974-75	John Lucas (1st)
	Owen Brown (2nd)
	Brad Davis (2nd)
	Maurice Howard (2nd)
1975-76	John Lucas (1st)
1976-77	Brad Davis (2nd)
1978-79	Larry Gibson (2nd)
1979-80	Albert King (1st)
	Greg Manning (2nd)
	Buck Williams (2nd)
1980-81	Albert King (2nd)
	Buck Williams (2nd)
1982-83	Adnan Branch (2nd)
	Ben Coleman (2nd)
1983-84	Ben Coleman (2nd)
1984-85	Len Bias (1st)
	Adrian Branch (2nd)
1985-86	Len Bias (1st)
1986-87	Derrick Lewis (2nd)
1988-89	Tony Massenburg (3rd)
	Jerrod Mustaf (3rd)
1990-91	Matt Roe (3rd)
1991-92	Walt Williams (1st)
1993-94	Joe Smith (1st)
	Exree Hipp (HM)
	Johnny Rhodes (HM)
	Duane Simpkins (HM)
1994-95	Joe Smith (1st)
	Johnny Rhodes (3rd)
	Keith Booth (HM)
	Exree Hipp (HM)
	Duane Simpkins (HM)
1995-96	Johnny Rhodes (2nd)
	Keith Booth (3rd)
	Exree Hipp (HM)
	Duane Simpkins (HM)
1996-97	Keith Booth (1st)
	Laron Profit (HM)
1997-98	Rodney Elliott (3rd)
	Laron Profit (3rd)
	Obinna Ekezie (HM)
1998-99	Steve Francis (1st)
	Terence Morris (2nd)
	Laron Profit (3rd)
	Terrell Stokes (HM)
1999-00	Lonny Baxter (1st)
	Juan Dixon (1st)
	Terence Morris (2nd)
	Steve Blake (HM)
2000-01	Juan Dixon (1st)
	Lonny Baxter (2nd)
	Terence Morris (3rd)
	Steve Blake (HM)
2001-02	Juan Dixon (1st)
	Lonny Baxter (2nd)
	Steve Blake (3rd)
	Chris Wilcox (3rd)
	Byron Mouton (HM)
2002-03	Steve Blake (1st)
	Drew Nicholas (2nd)
	Ryan Randle (3rd)
2003-04	John Gilchrist (3rd)
2004-05	Nik Caner-Medley (3rd)
	John Gilchrist (HM)

### ALL-ACC TOURNAMENT

1954	Gene Shue (1st)
1956	Bob Kessler (2nd)
1957	John Nacincik (2nd)
1958	Nick Davis (1st)
	Charles McNeil (1st)
	Al Bunge (2nd)
1961	Bill Stasiulatis (2nd)
1962	Jerry Greenspan (2nd)
1965	Jay McMillen (2nd)
	Gary Ward (2nd)
1972	Len Elmore (1st)
	Tom McMillen (1st)
	Jim O'Brien (2nd)



Juan Dixon with John Wooden at the Wooden Awards Show in Los Angeles.





1973	Tom McMillen (1st) John Lucas (1st) Jim O'Brien (2nd)
1974	Tom McMillen (1st) John Lucas (1st) Maunce Howard (1st) Len Elmore (2nd) Owen Brown (2nd)
1975	John Lucas (1st)
1976	Maunce Howard (2nd) Steve Sheppard (2nd)
1978	Lawrence Boston (2nd) Larry Gibson (2nd)
1979	Larry Gibson (2nd)
1980	Albert King (1st, MVP) Greg Manning (1st) Ernest Graham (2nd) Buck Williams (2nd)
1981	Albert King (1st) Buck Williams (1st) Ernest Graham (2nd)
1984	Len Bias (1st, MVP) Ben Coleman (1st) Adnan Branch (2nd)
1986	Len Bias (1st)
1988	Keith Gatlin (2nd)
1989	Tony Massenburg (1st)
1992	Walt Williams (2nd)
1995	Exree Hipp (2nd) Joe Smith (2nd)
1996	Keith Booth (2nd)
1997	Keith Booth (2nd)
1998	Rodney Elliott (2nd)
1999	Steve Francis (1st)
2000	Lonny Baxter (1st) Juan Dixon (1st) Terence Morris (2nd)
2001	Juan Dixon (1st) Lonny Baxter (2nd)
2002	Steve Blake (2nd)
2004	John Gilchrist (1st, MVP) Jamar Smith (1st) Travis Garnison (2nd)

### ACC PLAYER OF THE WEEK

1972-73	Tom McMillen
1973-74	Jim O'Brien John Lucas Len Elmore
1974-75	Tom Roy (2) John Lucas (2)
1975-76	Steve Sheppard Maunce Howard John Lucas
1977-78	Lawrence Boston
1978-79	Ernest Graham Albert King Greg Manning
1979-80	Albert King (2) Greg Manning
1980-81	Adrian Branch
1982-83	Herman Veal
1983-84	Ben Coleman (2) Jeff Adkins Adnan Branch
1984-85	Len Bias Adrian Branch
1985-86	Len Bias (2)
1986-87	Demck Lewis
1987-88	Demck Lewis
1988-89	John Johnson
1989-90	Tony Massenburg
1991-92	Walt Williams
1992-93	Kevin McLinton
1994-95	Joe Smith (2) Johnny Rhodes
1995-96	Keith Booth Johnny Rhodes
1996-97	Keith Booth (2)
1997-98	Sarunas Jasikevicius
1998-99	Steve Francis (2) Laron Profit
1999-00	Lonny Baxter Juan Dixon (2)
2000-01	Terence Morris Lonny Baxter Juan Dixon (2)

2001-02	Juan Dixon (3)
2002-03	Steve Blake
2003-04	John Gilchrist (3)
2004-05	John Gilchrist (2)

### ACC ROOKIE OF THE WEEK

1970-71	Jim O'Brien (2) Darrell Brown Howard White
1971-72	Tom McMillen (4) Len Elmore
1972-73	John Lucas (2)
1974-75	Brad Davis (3) Steve Sheppard
1975-76	Larry Gibson Lawrence Boston
1976-77	Bill Bryant (2) Mike Davis Jo Jo Hunter
1977-78	Greg Manning (2) Albert King
1978-79	Buck Williams (3)
1981-82	Adnan Branch (3)
1982-83	Ben Coleman (2)
1983-84	Keith Gatlin
1984-85	Demck Lewis (3)
1985-86	John Johnson
1986-87	Teyon McCoy (2) Steve Hood
1987-88	Brian Williams (2)
1988-89	Jerrold Mustaf (3)
1990-91	Garfield Smith
1992-93	Exree Hipp (2) Johnny Rhodes (2)
1993-94	Joe Smith (6)
1999-00	Tahj Holden
2003-04	D.J. Strawberry Mike Jones

### SC HONORS ALL-SOUTHERN CONFERENCE

1930-31	Bosey Berger Ed Rankin
1932-33	Rufus Vincent
1935-36	Bernie Buscher Vic Willis
1937-38	George Knepley
1938-39	George Knepley Eddie Johnson George DeWitt
1944-45	Jack Flynn
1948-49	Lee Brawley

### ALL-SOUTHERN CONFERENCE TOURNAMENT

1931	Bosey Berger Ed Rankin
1939	George Knepley
1945	Jack Flynn
1951	Dick Koffenberger
1953	Gene Shue (MVP)

### ACADEMIC HONORS PHI BETA KAPPA

1978-79	Enc Shrader
---------	-------------

### NCAA POST-GRADUATE SCHOLARSHIP

1970	Tom Milroy (alt.)
1974	Tom McMillen
1981	Greg Manning
1991	Matt Roe

### ALL-ACC ACADEMIC

1966-67	Jay McMillen
1968-69	Tom Milroy
1971-72	Tom McMillen

1972-73	Tom McMillen
1973-74	Tom McMillen
1976-77	Steve Sheppard Brian Magid
1978-79	Greg Manning
1979-80	Greg Manning
1980-81	Greg Manning
1983-84	Charles Dnesell
1984-85	Charles Dnesell
1990-91	Matt Roe
1994-95	Kurtis Shultz
1996-97	Matt Kovank
1998-99	Mike Mardesich
1999-00	Mike Mardesich
2000-01	Mike Mardesich Byron Moulton

### SCHOLAR-ATHLETE AWARD

1989-90	Matt Roe
1990-91	Matt Roe
1991-92	Vince Broadnax
1992-93	Kurtis Shultz
1993-94	Kurtis Shultz
1994-95	Matt Raydo
1995-96	Matt Kovank
1996-97	Matt Kovank
1997-98	Matt Kovank
1998-99	Matt Hahn
1999-00	Matt Hahn
2000-01	Mike Mardesich
2002-03	Mike Ginnon
2003-04	Mike Ginnon
2004-05	Mike Ginnon

### MARYLAND TEAM HONORS MOST VALUABLE PLAYER

1969-70	Rod Horst
1970-71	Barry Yates
1971-72	Len Elmore
1972-73	Tom McMillen
1973-74	Tom McMillen
1974-75	John Lucas
1975-76	Maunce Howard
1976-77	Larry Gibson
1977-78	Larry Gibson
1978-79	Larry Gibson
1979-80	Albert King
1980-81	Albert King
1981-82	Adnan Branch
1982-83	Adnan Branch
1983-84	Ben Coleman
1984-85	Ben Coleman
1985-86	Len Bias
1986-87	Len Bias
1987-88	Demck Lewis
1988-89	Demck Lewis
1989-90	Tony Massenburg
1990-91	Tony Massenburg
1991-92	Matt Roe
1991-92	Walt Williams
1992-93	Kevin McLinton
1993-94	Joe Smith
1994-95	Joe Smith
1995-96	Johnny Rhodes
1996-97	Keith Booth
1997-98	Rodney Elliott
1998-99	Steve Francis
1999-00	Terence Morris
2000-01	Terence Morris Lonny Baxter
2001-02	Juan Dixon
2002-03	Juan Dixon Drew Nicholas
2003-04	Steve Blake
2004-05	John Gilchrist Jamar Smith

### MOST IMPROVED PLAYER

1969-70	Sparky Still
1970-71	Jim O'Brien
1971-72	Darrell Brown
1972-73	John Lucas
1973-74	Owen Brown
1974-75	Maunce Howard
1975-76	Brad Davis
1976-77	Lawrence Boston
1977-78	Greg Manning
1978-79	Ernest Graham
1979-80	Taylor Baldwin
1980-81	Steve Rivers
1981-82	Charles Pittman
1982-83	Len Bias
1983-84	Terry Long
1984-85	Jeff Baxter Tom Jones Jeff Baxter
1985-86	Dave Dickerson
1986-87	Tony Massenburg
1987-88	Cedric Lewis
1988-89	Jesse Martin
1989-90	Kevin McLinton
1990-91	Evers Burns
1991-92	Evers Burns
1992-93	Chns Kerwin
1993-94	Mano Lucas Duane Simpkins
1994-95	Wayne Bnstol
1996-97	Obinna Ekezie
2001-02	Chns Wilcox

### ALVIN AUBINOE GREATEST CAREER CONTRIBUTION

1969-70	Will Hetzel
1970-71	Jay Flowers
1971-72	Charlie Blank
1972-73	Jim O'Brien
1973-74	Tom McMillen
1974-75	Billy Hahn
1975-76	John Lucas
1976-77	John Pavlos, Mgr
1977-78	Lawrence Boston
1978-79	Larry Gibson
1979-80	John Bilney
1980-81	Albert King
1981-82	Dutch Morley
1982-83	Adnan Branch
1983-84	Jeff Adkins
1984-85	Charles Dnesell
1985-86	Len Bias
1987-88	Demck Lewis
1988-89	Dave Dickerson
1989-90	Tony Massenburg
1990-91	Cedric Lewis
1991-92	Walt Williams
1992-93	Evers Burns

### CLUTCH PERFORMANCE OF THE YEAR

2003-04	Nik Caner-Medley
---------	------------------

### NEWCOMER OF THE YEAR

1987-88	Brian Williams
1988-89	Jerrold Mustaf
1989-90	Evers Burns
1990-91	Garfield Smith
1991-92	John Walsh
1992-93	Exree Hipp Johnny Rhodes

### COACHES' AWARD

1989-90	Jerrold Mustaf
1990-91	Cedric Lewis
1991-92	Garfield Smith
1992-93	Kurtis Shultz

### BUCK WILLIAMS LEN ELMORE REBOUNDING AWARD \*

1969-70	Rod Horst
1970-71	Barry Yates
1971-72	Len Elmore
1972-73	Len Elmore
1973-74	Len Elmore
1974-75	Tom Roy
1975-76	Lawrence Boston
1976-77	Larry Gibson
1977-78	Larry Gibson
1978-79	Buck Williams
1979-80	Buck Williams
1980-81	Buck Williams
1981-82	Herman Veal
1982-83	Ben Coleman
1983-84	Ben Coleman
1984-85	Len Bias
1985-86	Len Bias
1986-87	Demck Lewis
1987-88	Demck Lewis
1988-89	Tony Massenburg
1989-90	Tony Massenburg
1990-91	Cedric Lewis
1991-92	Evers Burns
1992-93	Evers Burns
1993-94	Joe Smith
1993-94	Joe Smith
1995-96	Keith Booth
1996-97	Keith Booth
1997-98	Rodney Elliott
1998-99	Terence Morris
1999-00	Lonny Baxter
2000-01	Terence Morris
2001-02	Lonny Baxter
2002-03	Ryan Randle
2003-04	Jamar Smith

\* Originally named in honor of Chns Patton from 1970-89, Maryland's rebounding award was changed to honor Len Elmore from 1990-94, and later amended to include Buck Williams' name.

### BUD MILLIKAN DEFENSIVE PLAYER OF THE YEAR

1990-91	Vince Broadnax Cedric Lewis
1991-92	Vince Broadnax
1992-93	Kevin McLinton
1993-94	Johnny Rhodes
1994-95	Exree Hipp Joe Smith

### LEFRAK SCHOLAR

2003-04	Nik Caner-Medley
2004-05	Ekene Ibeke
2005-06	Ekene Ibeke

### MR. HUSTLE AWARD

1989-90	Vince Broadnax
1990-91	Vince Broadnax
1991-92	Chns Kerwin
1992-93	Mike Thibeault
1993-94	Keith Booth
1994-95	Matt Raydo
2001-02	Byron Moulton
2003-04	Danen Henry
2004-05	Danen Henry

### OUTSTANDING FREE THROW SHOOTER

1989-90	Walt Williams
1990-91	Walt Williams
1991-92	Kevin McLinton
1992-93	Kevin McLinton
1993-94	Duane Simpkins
1994-95	Duane Simpkins
1995-96	Duane Simpkins
1996-97	Sarunas Jasikevicius
1997-98	Sarunas Jasikevicius
1998-99	Juan Dixon
1999-00	Juan Dixon
2000-01	Juan Dixon
2001-02	Juan Dixon
2002-03	Drew Nicholas
2003-04	Chns McCray

### MOST IMPROVED FREE THROW SHOOTER

1996-97	Rodney Elliott
1997-98	Obinna Ekezie

### MOST ASSISTS AWARD

1989-90	Walt Williams
1990-91	Kevin McLinton
1991-92	Kevin McLinton
1992-93	Kevin McLinton
1993-94	Duane Simpkins
1994-95	Duane Simpkins
1995-96	Duane Simpkins
1996-97	Terrell Stokes
1997-98	Terrell Stokes
1998-99	Terrell Stokes
1999-00	Steve Blake
2000-01	Steve Blake
2001-02	Steve Blake
2002-03	Steve Blake
2003-04	John Gilchrist

### 6TH MAN AWARD

2000-01	Danny Miller
2002-03	Calvin McCall
2003-04	D.J. Strawberry

### UNSUNG HERO AWARD

2000-01	LaRon Cephas
2002-03	Tahj Holden
2003-04	Travis Gamson

### SENIOR AWARD

1990-91	Cedric Lewis
1991-92	Matt Downing
1992-93	Chns Kerwin
1998-99	Laron Profit

### MORGAN WOOTTEN LIFETIME ACHIEVEMENT\*

1997-98	Jack Zane
1998-99	Johnny Holliday
1999-00	Jack Haise
2000-01	Mary Perry
2001-02	Jack Zane
2002-03	John Brown
2003-04	John Rymer
2004-05	Bill Conaway

\* Renamed in honor of the long-time DeMatha High School coach in 2003



# ALL-TIME ROSTER

## • A •

Acito, Joseph, 1944  
Adams, Donald, 1926-27-28  
Adkins, Jeff, 1982-83-84-85  
Allen, John, 1929  
Allen, Benjamin, 1936-37  
Archer, Rudy, 1988  
Anderson, Mike, 1990  
Andorka, William, 1935  
Arnsworthy, Frank, 1949-50  
Auslander, Brian, 1969-71  
Avery, John, 1966-67-68

## • B •

Badu, Earl, 2000-01-02  
Baitz, Edward, 1942-43  
Baker, Harmon, 1925  
Balachow, David, 1945  
Baldwin, Taylor, 1979-80-81-82  
Barton, Joseph, 1962  
Baxter, Jeff, 1983-84-85-86  
Baxter, Lonny, 1999-00-01-02  
Beamer, Francis, 1938-39  
Beatty, William, 1924-25-26  
Bechtile, Gerald, 1958-59-60  
Behr, Samuel, 1945  
Berger, Louis, 1930-31-32  
Bengoechea, Adam, 1938-39-40  
Berlin, H.S., 1918-19  
Bias, Leonard, 1983-84-85-86  
Bilney, John, 1977-78-79-80  
Blake, Steve, 2000-01-02-03  
Blank, Charles, 1970-71-72  
Blumberg, Norman, 1960-61  
Bodell, Bob, 1971-72-73  
Body, Robert, 1971-72-73  
Boland, Samuel, NA  
Booth, Keith, 1994-95-96-97  
Bosley, Robert, 1945  
Bosnic, Nick, 1994

Boston, Lawrence, 1976-77-78  
Bowers, Will, 2004-05  
Bowie, William, 1936-37  
Boyd, Arthur, 1925-26-27  
Boyle, John, 1975-76  
Branch, Adrian, 1982-83-84-85  
Brawley, C. Lee, 1949-50-51-52  
Brayton, Neil, 1964-65-66  
Brenner, John, 1942  
Bristol, Wayne, 1992-93-94-95  
Broadnax, Vince, 1989-90-91  
Brooks, Ronald, 1952-53-54  
Brown, Darrell, 1971-72-73  
Brown, Owen, 1973-74-75  
Brown, William, 1936-37  
Bryant, Bernard, 1935  
Bryant, William, 1936-37  
Bryant, William, 1977-78  
Buckley, John, 1945  
Bunge, Al, 1958-59-60  
Burch, Samuel, 1943  
Burger, Joseph, 1924-25  
Burns, Evers, 1990-91-92-93  
Burton, Tim, 1984-85-86-87  
Buscher, Alton, 1932-33-34  
Buscher, Bernard, 1934-35-36  
Butler, Jay, 1953

## • C •

Campbell, William, 1945  
Caner-Medley, Nik, 2003-04-05  
Cardwell, Lee, 1925-26  
Carlson, Phillip, 1963-64-65  
Carpenter, Conrad, 1962-63  
Carter, Harold, 1934  
Cartwright, Mark, 1972  
Cephas, LaRon, 1998-99-00-01  
Chalmers, George, 1930-31-32  
Chamberlain, Kevin, 1990  
Chase, Spencer, 1932-33-34

Chong, Eddie, 1989-90  
Chronister, Jon, 1991-92  
Chukura, Gini, 2005  
Clark, Jackie, 1964-65-66  
Cohen, Morris, 1932  
Cole, Kenneth, 1913-14  
Coleman, Ben, 1983-84  
Collins, Andre, 2002-03  
Collins, James, 1938  
Connelly, Thomas, 1951  
Crawford, Mark, 1977  
Crescenze, Edward, 1948  
Crowthait, Samuel, 1927  
Cutler, Robert, 1958

## • D •

Daly, Edward, 1935  
Danko, Eugene, 1958-59  
Davis, Brad, 1975-76-77  
Davis, Mike, 1977-78  
Davis, Nick, 1956-57-58  
Davis, Todd, 1990-91-92  
Day, S.E., 1913  
Dean, Thurston, 1927-28-29  
Darstyn, R.S., 1914  
DeCosmo, Michael, 1964-65  
Dewitt, George, 1939-40  
Dickerson, David, 1986-87-88-89  
Diffie, Granville, 1950  
Dilworth, Robert, 1953-54-55  
Dixon, Juan, 1999-00-01-02  
Downing, Matt, 1991-92  
Drescher, Richard, 1967-68  
Dresell, Charles, 1982-83-84-85  
Dudley, Aaron, 1991-92  
Dunlap, Howard, 1956  
DuVall, Mearle, 1940, 1942  
Dyer, Harold, 1934

## • E •

Edwards, John, 1946-47-48-49  
Eicher, Robert, 1961-62-63  
Eiseman, John, 1918-19  
Ekezie, Obinna, 1996-97-98-99  
Elliott, Rodney, 1995-96-97-98  
Elmore, Len, 1972-73-74  
Englebert, Erwin, 1944  
Ensor, Lionel, 1924-25-26  
Eskin, Neal, 1981-82-83-84  
Etienne, Max, 1989-90  
Evans, Warren, 1933  
Evans, William, 1928-29-30  
Everett, Robert, 1953-54-55

## • F •

Faber, John, 1924-25-26-27  
Farmer, Edward, 1983  
Farrell, Shawn, 1978  
Fellows, Frank, 1951-53  
Fennel, E.O., 1944  
Ferguson, Scott, 1962-63-64  
Fetters, Robert, 1941-42  
Fern, Gustav, 1957  
Fields, Norman, 1996-97-98-99  
Finniff, Doug, 1991  
Flowers, Jay, 1970

Flynn, John, 1944-45-46  
Fofana, Hassan, 2004-05  
Fothergill, Mark, 1980, 82-83-84  
Francis, Steve, 1999  
Franklin, James, 1964-65-66  
Franklin, William, 1965-66  
Fuqua, Frank, 1955

## • G •

Garrett, Ashton, 1941  
Garrison, Travis, 2003-04-05  
Gatlin, Keith, 1984-85-86, 88  
Gaylor, Robert, 1929-30  
Gibson, Lawrence, 1976-77-78-79  
Gilbert, H.D., 1919  
Gilchrist, John, 2003-04-05  
Gilmore, Jack, 1941  
Gist, James, 2005  
Gleasner, John, 1946  
Gordley, Larry, 1972  
Graham, Ernest, 1978-79-80-81  
Greco, Ralph, 1952-53-54  
Greenspan, Gerald, 1961-62-63  
Gregg, David, 1986  
Grinnon, Mike, 2002-03-04-05  
Groves, John, 1924  
Guckeyson, Bill, 1935, 37

## • H •

Hahn, Matt, 1997-98-99-00  
Hahn, Billy, 1974-75-76  
Hall, Irving, 1924  
Halleck, James, 1957-58-59  
Hammerlund, Robert, 1937  
Hankin, Robert, 1950  
Hardiman, Robert, 1955-56-57  
Harrington, Joseph, 1965-66-67  
Hart, Robert, 1978-79  
Hathaway, Jeff, 1978-79  
Headley, Coleman, 1938  
Heagy, Al, 1928-29-30  
Heatley, Jack, 1945  
Heil, George, 1940  
Heise, John, 1946-47  
Henderson, David, 1977, 1979-80  
Henry, Darien, 2003-04-05  
Hess, Harry, 1930-31  
Hetzel, Fred, 1928-29-30  
Hetzel, Will, 1968-69-70  
Hilden, Charles, 1968-69-70  
Hipp, Exree, 1993-94-95-96  
Hisle, John, 1932  
Hite, Kelly, 1997  
Hoffecker, Thomas, 1945  
Holbert, Peter, 1981-82-83-84  
Holden, Tahj, 2000-01-02-03  
Hood, Steve, 1987-88  
Horn, Hechert, 1942  
Horst, Rod, 1968-69-70  
Horton, Frank, 1992  
Housley, Samuel, NA  
Howard, Maurice, 1973-74-75-76  
Hughes, Harry, 1946  
Huntemann, Charles, 1913-14  
Hunter, Jo Jo, 1977-78

## • I •

Ibekwe, Ekene, 2004-05

## • J •


Jackson, William, 1951  
Jackson, Reggie, 1979-80-81-82  
Jaack, Paul, 1945  
James, Robert, 1942-43  
Jarmoska, George, 1941  
Jasikevicius, Sarunas, 1995-96-97-98  
Jelus, Paul, 1960-61-62  
Johnson, Edward, 1937-38-39  
Johnson, James, 1951-52  
Johnson, John, 1986-87-88-89  
Johnson, Julius (Pete), 1967-68-69  
Jones, Mike, 2004-05  
Jones, Thomas, 1985-86  
Jones, William, 1966-67-68  
Judd, Donny, 1994-95

## • K •

Kaluzienski, Matt, 1989-90  
Kann, R.S., 1918  
Kaplan, Zev, 1955  
Karver, Mark, 1987-88  
Kassel, Steve, 1979-80-81  
Kasoff, Mitch, 1987-88-89-90  
Kebeck, Steve, 1970-71  
Keene, Robert, 1946  
Keller, Charles, 1935-36-37  
Kelleher, Charles, 1960-61-62  
Kerwin, Chris, 1992-93  
Kessler, Robert, 1954-55-56  
King, Albert, 1978-79-80-81  
Kinsman, James, 1943  
Knepley, George, 1937-38-39  
Knepley, Robert, 1942  
Knodel, Robert, 1919  
Koffenberger, Dick, 1950-51-52  
Kovank, Matt, 1994-95-97-98  
Krukar, Pete, 1958-59-60

## • L •

Ladd, Robert, 1957  
Lake, William, 1946  
Lann, Alvin, 1948, 50  
Ledbetter, Sterling, 2005  
Leuci, Victor, 1954  
Levin, Julius, 1933  
Levin, Morris, 1952-53  
Levine, Frank, 1933  
Lewis, Cedric, 1988-89-90-91  
Lewis, Derrick, 1985-86-87-88  
Lewis, Robert, 1964  
Linkous, Fred, 1926-27-28  
Long, Terry, 1984-85-86  
Lucas, John, 1973-74-75-76  
Lucas, Mario, 1993-94-95-96  
Luney, William, NA



Steve Blake





• **M** •

MacDonald, Jan, 1968  
Mack, Charles, 1949-50  
Madigan, George, 1928-29-30  
Magid, Brian, 1976-77  
Manis, George, 1951-52-53  
Manning, Greg, 1978-79-80-81  
Mardesich, Mike, 1998-99-00-01  
Marshall, Alfred, NA  
Marshall, Ted, 1960-61-62  
Martin, Jesse, 1989-90  
Massenburg, Tony, 1986, 1988-89-90  
May, Charles, 1930-31-32  
Mayolo, Vinny, 1982-83-84-85-86  
Mays, H.W., 1911  
McCall, Calvin, 2000-01-02  
McCarthy, John, 1936-37-38  
McCoy, Teyon, 1987-88, 90  
**McCray, Chris, 2003-04-05**  
McCudy, Bruce, 1949  
McDonald, Robert, 1959, 61  
McDonald, Leib, 1941  
McGinnis, Wayne, 1957  
McHale, Richard, 1971  
McLinton, Kevin, 1990-91-92-93  
McMillen, Jay, 1965-66-67  
McMillen, Thomas, 1972-73-74  
McNeil, Charles, 1958-59  
McWilliams, Samuel, 1963-64  
Mercer, Alvin, 1973-74  
Mema, James, 1956  
Michelson, Sheldon, 1967-68  
Miller, Danny, 1999-00-01  
Miller, Thomas, 1966  
Milroy, Thomas, 1968-69-70  
Mobus, Paul, 1936-37

Mondorf, Pershing, 1939-40  
Mont, Thomas, 1942-43, 47  
Moore, Dwight, 1953  
Moore, Perry, 1956-57-58  
Moran, Donald, 1951-52-53  
Morin, Matt, 1990-91-92  
Morley, Greg 'Dutch', 1979-80-81-82  
Morris, Alan, 1972-73  
Morns, John, 1932  
Morris, Terence, 1998-99-00-01  
Morris, William, 1913-14  
Mouton, Byron, 2001-02  
Mueller, Richard, 1964  
Mulitz, Milton, 1937-38, 40  
Murphy, William, 1957-58-59  
Murray, Robert, 1947-48-49, 55  
Mustaf, Jerrod, 1989-90

• **N** •

Nacincik, John, 1956-57-58  
Nakannua, Jeff, 1973  
Nared, Greg, 1986-87-88-89  
Neal, John, 1971-72  
Nevin, Phil, 1987  
Newsome, John, 1975-76  
Nicholas, Drew, 2000-01-02-03  
Nofsinger, Michael, 1960-61-62  
Norris, John, 1930-31-32  
Nuttie, Byron, 1943

• **O** •

O'Brien, Jim, 1971-72-73  
O'Brien, Robert, 1955-56-57  
Ochsenreiter, Eugene, 1939-40-41

• **P** •

Palmer, Bryan, 1983- 85  
Parker, Alvin, 1924  
Patton, Chns, 1975-76  
Pavlos, John, 1975-76-77  
Peck, Malvin, 1944, 47  
Peebles, Irving, 1924  
Petrovic, Nemanja, 1993  
Pinocci, Peter, 1946  
Pittman, Charles, 1981-82  
Pitzer, John, 1930-31  
Poling, William, 1946  
Porac, Richard, 1972-73-74  
Prins, Curtis, 1957  
Profit, Laron, 1996-97-98-99

• **R** •

Radice, Julius, 1928-29-30  
Randle, Ryan, 2002-03  
Ready, Michael, 1919  
Rainge, Alan, 1992  
Raydo, Matt, 1994-95-96-97  
Rea, William, 1938-39-40  
Reyes, Andre, 1987  
Rhodes, Johnny, 1993-94-95-96  
Rivers, Steve, 1981-82-83  
Robinson, Jonathan, 1980-81  
Roe, Matt, 1991  
Ronkin, Edward, 1930-31-32  
Rooney, Patrick, 1930  
Roy, Thomas, 1973-74-75

• **S** •

Sandbower, John, 1954-55-56  
Sanders, Harvey, 1970  
Schauffler, Charles, 1955-56  
Scheele, Thomas, 1935  
Schmidt, Francis, 1933  
Schroeder, David, 1961  
Schuerholz, Donald, 1942-43, 47  
Schultz, Logan, 1938  
Shaffer, Richard, 1939  
Shanahan, Gerry, 1960  
Sheppard, Steve, 1975-76-77  
Shrader, Enc, 1977-78-79  
Shue, Gene, 1952-53-54  
Shultz, Kurtis, 1992-93-94-95  
Shumate, John, 1947  
Siegrist, Ronald, 1948-49  
Simpkins, Duane, 1993-94-95-96  
Simms, Harvey, 1939  
Smallwood, Lawrence, 1928-29  
Smith, Atman, 1997-98  
Smith, Bernard, 1948-49-50  
Smith, Garfield, 1991-92  
Smith, Jamar, 2003-04  
Smith, Joe, 1994-95  
Snyder, Robert, 1933-34  
Sothoron, Norwood, 1934-35  
Stasiulatis, William, 1961-62-63  
Steiner, Carlton, 1942  
Steinman, Edward, 1964  
Stevens, James, 1918  
Stevens, Myron, 1925-26-27  
Stieber, Fred, 1933  
Still, James, 1970-71  
Stobaugh, Richard, 1969  
Stokes, Terrell, 1996-97-98-99  
Stone, Junior, 1918-19  
Strachan, John, 1951  
**Strawberry, D.J., 2004-05**  
Suder, George, 1964  
Suit, Jack, 1941  
Sullivan, William, 1969  
Supplee, William, 1924-25-26  
Sweeney, Daniel, 1963  
Swetnam, Stan, 1974

• **U** •

Ullman, Bernard, 1941

• **V** •

Vannais, Leon, 1940  
Veal, Herman, 1981-82-83-84  
Vincent, J.M., 1914  
Vincent, Rufus, 1932-33-34

• **W** •

Wainwright, Troy, 1988-89-90  
Walker, George, 1933  
Walker, Rodney, 1988  
Waller, Edward, 1947  
Walsh, John, 1992-93  
Ward, Gary, 1964-65-66  
Watkins, Brian, 1997-98-99  
Walters, Albert, 1935-36-37  
Weber, George, 1933  
Webster, David, 1954-55  
Weidinger, Charles, 1940  
Weingarten, Julian, 1957-58  
Wharton, James, 1941  
Wheeler, Waverly, 1936-37-38  
White, Joseph, 1942  
White, Howard, 1971-72-73  
Wilcox, Chris, 2001-02  
Wiles, F. Michael, 1969-70  
Wiles, Peter, 1960  
Williams, Charles 'Buck', 1979-80-81  
Williams, Gary, 1965-66-67  
Williams, Walt, 1989-90-91-92  
Wilson, Robert, 1931-32  
Wilson, Robert, 1960-61  
Wilson, Len, 1913  
Winmore, Augustine, 1929  
Wise, Richmond, 1964-65-66  
Woodward, Arthur, 1940-41  
Worthington, Charles, 1969  
Wortsell, Tom, 1987  
Wright, Spencer, 1948-49


• **Y** •

Yates, Barry, 1971  
Yordy, Robert, 1945, 49  
Young, Curley, 1990  
Young, Thomas, 1953-54, 58  
Yowell, Roy, 1934

• **Z** •

Zalesak, Emanuel, 1924  
Zimmerman, James, 1935  
Zizakovic, Lubo, 1993

Note: This list includes players which appeared on rosters as well as some managers.



Byron Mouton and Drew Nichols celebrate the Terps' 2002 NCAA Championship victory.



## CAREER STATISTICS

Year	Name	G	MIN	FG	FGA	PCT	3PT	3PA	PCT	FT	FTA	PCT	OR	TR	AVG	AST	TO	PF	STL	BLK	PTS	AVG
81-85	Adkins, Jeff	128	3407	392	836	46.9	22	54	40.7	193	285	67.7	0	310	2.4	360	0	299	110	32	999	7.8
59-60	Alpert, Steve	6	-	2	5	40.0	0	0	0.0	0	0	0.0	0	1	0.2	0	0	0	0	0	4	0.7
89-90	Anderson, Mike	25	248	13	40	32.5	2	12	16.7	26	36	72.2	5	23	0.9	34	42	32	9	0	54	2.2
87-88	Archer, Rudy	31	1070	134	310	43.2	48	122	39.3	77	100	77.0	15	75	2.4	172	86	48	38	2	393	12.7
53-54	Alchison, Ken	6	-	0	2	0.0	0	0	0.0	0	0	0.0	0	0	0.0	0	0	0	0	0	0	0.0
65-68	Avery, John	59	-	117	248	47.2	0	0	0.0	50	67	74.6	0	68	1.2	0	0	59	0	0	284	4.8
99-02	Badu, Earl	18	33	2	5	40.0	0	1	0.0	0	4	0.0	0	4	0.2	9	3	2	0	0	4	0.3
78-82	Baldwin, Taylor	4	26	75	123	61.0	0	0	0.0	49	77	63.6	0	167	2.0	20	0	129	5	50	199	2.4
61-64	Barton, Joe	38	-	44	101	43.6	0	0	0.0	30	47	63.8	0	109	2.9	0	0	71	0	0	118	3.1
82-86	Baxter, Jeff	118	1733	214	461	46.4	6	15	40.0	117	161	72.7	0	116	1.0	196	0	138	46	3	551	4.7
98-02	Baxter, Lonny	138	3373	712	1287	55.3	3	5	60.0	431	718	60.0	347	998	7.2	96	225	408	120	227	1858	13.5
57-60	Bechtie, Jerry	71	-	230	555	41.4	0	0	0.0	153	214	71.5	0	260	3.7	0	0	0	0	0	613	8.6
82-86	Bias, Len	131	4302	838	1562	53.6	3	11	27.3	470	591	79.5	0	745	5.7	168	0	332	84	87	2149	16.4
76-80	Bilney, John	88	-	59	133	44.4	0	0	0.0	34	73	46.6	0	197	2.2	41	0	132	28	20	152	1.7
99-03	Blake, Steve	138	4312	374	932	40.1	182	478	38.1	209	271	77.1	84	465	3.4	972	453	290	234	38	1139	8.3
69-72	Blank, Charlie	70	-	185	389	47.6	0	0	0.0	63	96	65.6	0	246	3.5	58	0	124	0	0	433	6.2
70-73	Bodell, Bob	88	-	204	387	52.7	0	0	0.0	157	217	72.4	0	228	2.6	241	0	141	0	0	565	6.4
93-97	Booth, Keith	126	3869	589	1291	45.6	22	105	21.0	576	824	69.9	326	916	7.3	296	403	407	193	72	1776	14.1
93-94	Bosnic, Nick	28	227	31	75	41.3	8	23	34.8	12	17	70.6	14	41	1.5	13	18	25	8	4	82	2.9
75-78	Boston, Lawrence	2	-	438	760	57.6	0	0	0.0	131	191	68.6	0	629	7.7	67	0	251	44	48	1007	12.3
73-74	Bowen, Bob	8	-	0	4	0.0	0	0	0.0	0	0	0.0	0	6	0.8	0	0	1	0	0	0	0.0
03-05	Bowers, Will	50	486	36	93	38.7	0	2	0.0	30	48	62.5	30	103	2.1	18	31	83	7	26	102	2.0
73-76	Boyle, John	44	-	9	25	36.0	0	0	0.0	2	7	28.6	0	30	0.7	2	0	14	0	0	20	0.5
81-85	Branch, Adnan	13	4179	767	1579	48.6	29	81	35.8	454	607	74.8	0	546	4.4	292	0	372	110	50	2017	16.4
63-66	Brayton, Neil	76	-	278	652	42.6	0	0	0.0	157	207	75.8	0	344	4.5	0	0	270	0	0	713	9.4
91-95	Bristol, Wayne	100	763	87	224	38.8	31	101	30.7	60	102	58.8	51	101	1.0	60	53	82	33	9	265	2.6
88-92	Broadnax, Vince	101	2178	210	429	49.0	0	1	0.0	176	242	72.7	137	298	3.0	204	141	207	88	8	596	5.9
53-54	Brooks, Ronnie	30	-	29	86	33.7	0	0	0.0	24	40	60.0	0	0	0.0	0	0	0	0	0	82	2.7
64-65	Brolman, Don	7	-	2	8	25.0	0	0	0.0	4	5	80.0	0	2	0.3	0	0	9	0	0	8	1.1
70-73	Brown, Darrell	76	-	148	300	49.3	0	0	0.0	62	100	62.0	0	220	2.9	61	0	108	0	0	358	4.7
66-68	Brown, Larry	6	-	0	2	0.0	0	0	0.0	0	0	0.0	0	1	0.2	0	0	0	0	0	0	0.0
72-75	Brown, Owen	87	-	335	690	48.6	0	0	0.0	118	159	74.2	0	440	5.1	68	0	204	0	0	788	9.1
76-79	Bryant, Bill	55	-	160	353	45.3	0	0	0.0	91	125	72.8	0	129	2.3	97	0	90	37	18	411	7.5
57-60	Bunge, Al	75	-	339	842	40.3	0	0	0.0	257	389	66.1	0	795	10.6	0	0	0	0	0	935	12.5
89-93	Burns, Evers	113	2548	545	1092	49.9	1	4	25.0	224	365	61.4	261	634	5.6	101	170	288	114	64	1315	11.6
02-05	Caner-Medley, Nik	95	2509	404	875	46.2	89	268	33.2	186	268	69.4	176	459	4.8	154	173	201	107	70	1083	11.4
62-65	Carlson, Phil	62	-	119	258	46.1	0	0	0.0	62	108	57.4	0	213	3.4	0	0	82	0	0	300	4.8
60-63	Carpenter, Connie	58	-	103	239	43.1	0	0	0.0	30	40	75.0	0	105	1.8	0	0	28	0	0	236	4.1
71-72	Cartwright, Mark	15	-	45	82	54.9	0	0	0.0	20	30	66.7	0	54	3.6	6	0	20	0	0	110	7.3
97-01	Cephas, LaRon	64	275	30	81	37.0	4	9	44.4	9	22	40.9	16	69	1.1	3	14	47	5	7	73	1.1
89-91	Chamberlain, Kevin	7	11	1	5	20.0	0	0	0.0	0	0	0.0	1	1	0.1	0	0	1	0	0	2	0.3
74-75	Cherry, Mike	4	-	2	3	66.7	0	0	0.0	0	0	0.0	0	4	1.0	1	0	0	0	0	4	1.0
04-05	Chukura, Gini	6	6	0	0	0.0	0	0	0.0	0	0	0.0	0	1	0.2	0	0	0	0	1	0	0.0
63-66	Clark, Jack	73	-	133	301	44.2	0	0	0.0	141	190	74.2	0	174	2.4	0	0	122	0	0	407	5.6
82-84	Coleman, Ben	62	2089	376	638	59.0	0	0	0.0	193	282	68.4	0	511	8.2	85	0	211	42	75	945	15.2
01-03	Collins, Andre	41	191	34	58	58.6	11	25	44.0	10	15	66.7	1	19	0.5	36	18	15	16	0	89	2.2
76-77	Crawford, Mark	16	-	2	9	22.2	0	0	0.0	12	13	92.3	0	4	0.3	2	0	7	2	1	16	1.0
56-59	Danko, Gene	58	-	92	245	37.6	0	0	0.0	110	155	71.0	0	138	2.4	0	0	0	0	0	294	5.1
74-77	Davis, Brad	84	-	386	721	53.5	0	0	0.0	254	318	79.9	0	262	3.1	431	0	247	25	12	1026	12.2
76-78	Davis, Mike	45	-	88	189	46.6	0	0	0.0	75	114	65.8	0	286	6.4	16	0	140	21	62	251	5.6
95-98	Davis, Nick	79	-	357	809	44.1	0	0	0.0	147	204	72.1	0	263	3.3	0	0	0	0	0	861	10.9
63-67	DeCosmo, Mike	46	-	63	211	29.9	0	0	0.0	45	56	80.4	0	88	1.9	0	0	78	0	0	171	3.7
85-89	Dickerson, Dave	100	2036	193	450	42.9	24	80	30.0	105	148	70.9	115	334	3.3	140	69	264	26	34	515	5.2
53-55	Dillworth, Bob	46	-	63	149	42.3	0	0	0.0	40	74	54.1	0	155	3.4	0	0	0	0	0	166	3.6
98-02	Dixon, Juan	141	4002	802	1713	46.8	239	615	38.9	426	501	85.0	199	599	4.2	371	355	282	92	7	2269	16.1
90-92	Downing, Matt	51	586	52	132	39.4	20	65	30.8	40	62	64.5	32	73	1.4	65	47	72	21	0	164	3.2
65-68	Dreschler, Rich	52	-	162	395	41.0	0	0	0.0	84	128	65.6	0	380	7.3	0	0	118	0	0	408	7.8
81-85	Dnesell, Chuck	58	255	29	77	37.7	1	5	20.0	48	77	62.3	0	24	0.4	13	0	30	5	1	107	1.8
55-56	Dunlap, Don	16	-	5	13	38.5	0	0	0.0	8	14	57.1	0	20	1.3	0	0	0	0	0	18	1.1
60-63	Eicher, Bob	66	-	262	646	40.6	0	0	0.0	159	219	72.6	0	320	4.8	0	0	109	0	0	683	10.3
95-99	Ekezie, Obinna	118	2830	408	815	50.1	0	12	0.0	356	544	65.4	253	671	5.7	104	243	355	73	125	1172	9.9
94-98	Elliott, Rodney	123	2227	343	704	48.7	43	128	33.6	212	309	68.6	198	570	4.6	117	141	286	64	44	941	7.7
71-74	Elmore, Len	86	-	408	836	48.8	0	0	0.0	201	278	72.3	0	1063	12.2	120	0	210	0	0	1017	11.8
88-90	Etienne, Max	11	19	5	8	62.5	0	0	0.0	2	4	50.0	2	3	0.3	0	1	4	0	0	12	1.1
53-55	Everett, Bob	54	-	207	446	46.4	0	0	0.0	201	309	65.0	0	250	4.6	0	0	0	0	0	615	11.4
82-83	Farmer, Ed	20	173	20	49	40.8	0	1	0.0	14	22	63.6	0	44	2.2	3	0	32	4	4	54	2.7
66-67	Feeney, Steve	6	-	1	3	33.3	0	0	0.0	1	2	50.0	0	1	0.2	0	0	0	0	0	3	0.5
61-64	Ferguson, Scott	59	-	144	321	44.9	0	0	0.0	78	128	60.9	0	293	5.0	0	0	106	0	0	366	6.2





MEN'S  
**Bb**  
BASKETBALL

Year	Name	G	MIN	FG	FGA	PCT	3PT	3PA	PCT	FT	FTA	PCT	OR	TR	AVG	AST	TO	PF	STL	BLK	PTS	AVG
01-05	Gannon, Mike	59	256	13	39	33.3	5	17	29.4	15	21	71.4	17	49	0.8	18	19	18	4	9	46	0.8
72-75	Hahn, Billy	58	-	40	70	57.1	0	0	0.0	16	29	55.2	0	24	0.4	55	0	36	0	0	96	1.7
96-00	Hahn, Matt	43	110	8	21	38.1	1	9	11.1	20	32	62.5	2	10	0.2	24	14	6	6	0	37	0.9
56-59	Halleck, Jim	71	-	160	409	39.1	0	0	0.0	213	297	71.7	0	381	5.4	0	0	0	0	0	533	7.5
75-76	Hand, Pat	9	-	0	2	0.0	0	0	0.0	2	2	100.0	0	2	0.2	2	0	2	0	0	2	0.2
54-57	Hardiman, Bob	43	-	9	28	32.1	0	0	0.0	19	32	59.4	0	20	0.5	0	0	0	0	0	37	0.9
64-67	Hamington, Joe	63	-	209	427	48.9	0	0	0.0	138	217	63.6	0	344	5.5	0	0	161	0	0	556	8.8
77-79	Hart, Bob	16	-	4	4	100.0	0	0	0.0	2	2	100.0	0	5	0.3	1	0	3	2	0	10	0.6
76-80	Henderson, David	38	-	13	21	61.9	0	0	0.0	9	15	60.0	0	33	0.9	4	0	18	0	5	35	0.9
02-05	Henny, Darian	24	58	8	17	47.1	0	0	0.0	1	3	33.3	5	12	0.5	3	1	7	4	3	17	0.7
68-70	Heitzel, Will	76	-	547	1242	44.0	0	0	0.0	276	353	78.2	0	689	9.1	56	0	240	0	0	1370	18.0
92-96	Hipp, Exree	121	3442	524	1120	46.8	84	286	29.4	240	362	66.3	186	488	4.0	326	250	305	120	37	1372	11.3
95-96	Hite, Kelly	11	36	2	8	25.0	0	4	0.0	6	12	50.0	3	11	1.0	0	4	5	2	0	10	0.9
60-61	Hodor, George	15	-	3	16	18.8	0	0	0.0	13	20	65.0	0	6	0.4	-	0	0	0	0	19	1.3
80-84	Holbert, Pete	75	552	83	203	40.9	2	7	28.6	62	80	77.5	0	76	1.0	22	0	42	7	2	230	3.1
99-03	Holden, Tahj	128	2260	214	489	43.8	55	138	39.9	216	302	71.5	103	358	2.8	144	104	291	86	132	699	5.5
86-87	Holland, Pat	5	11	1	7	14.3	0	1	0.0	0	0	0.0	1	2	0.4	0	0	2	0	2	2	0.4
86-88	Hood, Steve	55	1502	216	456	47.4	61	148	41.2	102	149	68.5	38	173	3.1	111	45	117	34	5	595	10.8
67-70	Horst, Rod	76	-	354	743	47.6	0	0	0.0	152	218	69.7	0	651	8.6	16	0	126	0	0	860	11.3
90-92	Horton, Frank	14	26	4	11	36.4	1	6	16.7	0	0	0.0	1	4	0.3	3	3	2	1	1	9	0.6
72-76	Howard, Maurice	112	-	485	886	54.7	0	0	0.0	191	250	76.4	0	262	2.3	219	0	282	0	0	1161	10.4
76-78	Hunter, Jo	54	-	234	491	47.7	0	0	0.0	100	123	81.3	0	97	1.8	84	0	94	50	3	568	10.5
03-05	Ibekwe, Ekene	62	1078	151	341	44.3	6	30	20.0	101	187	54.0	113	313	5.0	30	103	177	52	99	409	6.6
78-82	Jackson, Reggie	118	1080	177	462	38.3	0	0	0.0	104	159	65.4	0	211	1.8	223	0	245	89	23	458	3.9
94-98	Jaskevicius, Sarunas	120	2303	317	725	43.7	136	363	37.5	159	217	73.3	64	234	2.0	273	196	208	95	16	929	7.7
59-62	Jelus, Paul	72	-	229	528	43.4	0	0	0.0	191	258	74.0	0	357	5.0	0	0	48	0	0	649	9.0
85-89	Johnson, John	109	2533	322	700	46.0	59	166	35.5	263	347	75.8	49	204	1.9	229	95	138	51	4	966	8.9
66-69	Johnson, Pete	75	-	408	994	41.0	0	0	0.0	171	243	70.4	0	262	3.5	0	0	188	0	0	987	13.2
65-68	Jones, Bill	65	-	228	601	37.9	0	0	0.0	121	183	66.1	0	292	4.5	0	0	174	0	0	577	8.9
03-05	Jones, Mike	62	737	124	307	40.4	61	164	37.2	66	87	75.9	49	140	2.3	34	51	66	29	9	375	6.0
84-85	Jones, Tom	70	1845	231	437	52.9	0	0	0.0	69	101	68.3	0	310	4.4	73	0	153	38	19	531	7.6
93-95	Judd, Donny	18	38	10	23	43.5	3	9	33.3	9	15	60.0	6	11	0.6	3	4	4	2	0	32	1.8
88-90	Kaluzienski, Matt	16	36	4	8	50.0	1	1	100.0	1	2	50.0	1	8	0.5	1	7	2	0	0	10	0.6
86-88	Karver, Mark	35	233	24	51	47.1	4	10	40.0	22	27	81.5	16	34	1.0	26	5	34	9	3	74	2.1
86-90	Kasoff, Mitch	44	105	10	42	23.8	1	8	12.5	13	24	54.2	9	21	0.5	17	9	18	9	0	34	0.8
69-71	Kebeck, Steve	47	-	98	235	41.7	0	0	0.0	33	49	67.3	0	45	1.0	31	0	21	0	0	229	4.9
59-62	Kelleher, Bruce	68	-	328	748	43.9	0	0	0.0	198	256	77.3	0	213	3.1	0	0	51	0	0	854	12.6
91-93	Kerwin, Chns	57	1341	139	279	49.8	0	2	0.0	42	87	48.3	104	287	5.0	29	64	181	23	61	320	5.6
53-56	Kessler, Bob	78	-	440	1126	39.1	0	0	0.0	386	587	65.8	0	599	7.7	0	0	0	0	0	1266	16.2
77-81	King, Albert	118	1075	862	1673	51.5	0	0	0.0	334	431	77.5	0	715	6.1	304	0	314	119	50	2058	17.4
90-91	Kjome, Enc	20	89	9	20	45.0	1	3	33.3	14	27	51.9	7	20	1.0	2	6	17	2	0	33	1.7
93-98	Kovarik, Matt	129	1359	74	169	43.8	6	29	20.7	63	101	62.4	56	181	1.4	167	110	167	58	5	217	1.7
57-60	Krutar, Pete	55	-	43	108	39.8	0	0	0.0	34	52	65.4	0	57	1.0	0	0	0	0	0	120	2.2
67-68	Labonia, Gene	7	-	0	2	0.0	0	0	0.0	4	5	80.0	0	3	0.4	0	0	5	0	0	4	0.6
84-85	Lancaster, Wally	7	25	5	10	50.0	0	0	0.0	0	0	0.0	0	1	0.1	3	0	2	0	0	10	1.4
04-05	Ledbetter, Sterling	23	393	25	59	42.4	3	13	23.1	25	33	75.8	16	51	2.2	45	44	31	11	1	78	3.4
62-65	Lewis, Bob	27	-	18	36	50.0	0	0	0.0	9	27	33.3	0	43	1.6	0	0	23	0	0	45	1.7
87-91	Lewis, Cedric	95	1882	198	416	47.6	0	0	0.0	139	255	54.5	147	424	4.5	37	119	194	70	239	535	5.6
84-88	Lewis, Demick	127	4202	564	1044	54.0	16	38	42.1	314	487	64.5	120	948	7.5	182	83	388	137	339	1458	11.5
83-86	Long, Terry	92	987	87	164	53.0	0	0	0.0	57	98	58.2	0	208	2.3	40	0	122	28	26	231	2.5
55-56	Love, John	9	-	0	6	0.0	0	0	0.0	2	3	66.7	0	1	0.1	0	0	0	0	0	2	0.2
72-76	Lucas, John	110	-	862	1643	52.5	0	0	0.0	291	374	77.8	0	374	3.4	514	0	276	0	0	2015	18.3
92-96	Lucas, Mano	116	1825	295	713	41.4	62	171	36.3	135	230	58.7	169	436	3.8	50	139	214	59	44	787	6.8
66-69	MacDonald, Jon	37	-	18	54	33.3	0	0	0.0	10	19	52.6	0	18	0.5	0	0	17	0	0	46	1.2
75-77	Magid, Brian	46	-	69	129	53.5	0	0	0.0	30	35	85.7	0	23	0.5	16	0	27	5	0	168	3.7
77-81	Manning, Greg	118	1036	623	1068	58.3	0	0	0.0	315	367	85.8	0	181	1.5	271	0	228	66	7	1561	13.2
97-01	Mardeshich, Mike	137	1866	213	513	41.5	0	0	0.0	86	150	57.3	171	447	38.3	80	136	222	45	74	512	3.7
59-62	Marshall, Ted	57	-	69	178	38.8	0	0	0.0	46	74	62.2	0	157	2.8	0	0	58	0	0	184	3.2
53-54	Martin, Bill	19	-	12	36	33.3	0	0	0.0	21	27	77.8	0	0	0.0	0	0	0	0	0	45	2.4
88-90	Martin, Jesse	61	1034	165	351	47.0	3	19	15.8	73	104	70.2	72	160	2.6	107	88	121	33	11	406	6.7
85-90	Massenburg, Tony	112	2939	524	1001	52.3	0	3	0.0	306	476	64.3	270	722	6.4	51	174	300	61	97	1354	12.1
99-03	McCall, Calvin	72	709	72	168	42.9	19	64	29.7	31	46	67.4	42	130	1.8	65	46	64	47	10	194	2.7
86-90	McCoy, Teyon	89	2327	221	507	43.6	132	316	41.8	125	167	74.9	34	156	1.8	294	88	235	59	3	699	7.9
02-05	McCray, Chris	87	2135	286	636	45.0	79	247	32.0	214	254	84.3	90	293	3.4	207	150	196	131	37	865	9.9
58-61	McDonald, Bob	52	-	178	403	44.2	0	0	0.0	85	106	80.2	0	387	7.4	0	0	0	0	0	441	8.5
56-57	McGinnis, Wayne	18	-	8	15	53.3	0	0	0.0	13	25	52.0	0	36	2.0	0	0	0	0	0	29	1.6
90-91	McGlone, Mark	11	24	1	5	20.0	0	0	0.0	4	6	66.7	3	6	0.5	2	3	7	0	1	6	0.5
89-93	McLinton, Kevin	91	2829	358	829	43.2	20	83	24.1	288	370	77.8	117	376	4.1	469	329	269	136	14	1024	11.3
64-67	McMillen, Jay	75	-	508	1125	45.2</																



20  
06

MARYLAND

27  
SPORTS1  
TEAMFEAR  
THE  
TURTLE!

Year	Name	G	MIN	FG	FGA	PCT	3PT	3PA	PCT	FT	FTA	PCT	OR	TR	AVG	AST	TO	PF	STL	BLK	PTS	AVG
99-03	Nicholas, Drew	138	2868	413	910	454	176	447	394	219	277	791	63	294	2.1	307	179	191	91	33	1221	8.8
99-02	Nofsinger, Mike	53	-	45	102	44.1	0	0	0.0	25	39	64.1	0	44	0.8	0	0	30	0	0	115	2.2
69-70	Norman, Steve	10	-	8	16	50.0	0	0	0.0	1	3	33.3	0	4	0.4	2	0	4	0	0	17	1.7
54-57	O'Brien, Bob	74	-	389	957	40.6	0	0	0.0	194	271	71.6	0	422	5.7	0	0	0	0	0	972	13.1
70-73	O'Brien, Jim	83	-	467	962	48.5	0	0	0.0	301	375	80.3	0	476	5.7	215	0	217	0	0	1235	14.9
82-85	Palmer, Bryan	24	86	1	10	10.0	0	0	0.0	13	21	61.9	0	25	1.0	5	0	16	1	4	15	0.6
74-76	Patton, Chris	33	-	52	99	52.5	0	0	0.0	36	48	75.0	0	90	2.7	3	0	47	0	0	140	4.2
77-78	Peterson, Bruce	5	-	3	6	50.0	0	0	0.0	0	0	0.0	0	6	1.2	1	0	1	0	0	6	1.2
53-54	Peterson, John	15	-	6	18	33.3	0	0	0.0	5	8	62.5	0	0	0.0	0	0	0	0	0	17	1.1
92-93	Petrovic, Nemanja	10	91	13	33	39.4	0	0	0.0	12	15	80.0	21	33	3.3	3	8	17	0	5	38	3.8
80-82	Pittman, Charles	55	1381	165	261	63.2	0	0	0.0	115	167	68.9	0	289	5.3	26	0	125	27	50	445	8.1
71-74	Porac, Rich	69	-	51	120	42.5	0	0	0.0	41	59	69.5	0	30	0.4	112	0	55	0	0	143	2.1
86-87	Powell, Ivan	26	320	54	116	46.6	23	53	43.4	24	26	92.3	10	23	0.9	17	0	25	5	0	155	6.0
67-69	Prebula, John	9	-	0	1	0.0	0	0	0.0	0	0	0.0	0	4	0.4	0	0	1	0	0	0	0.0
95-99	Profit, Laron	125	3389	583	1229	47.4	105	326	32.2	295	430	68.6	181	572	4.6	287	317	276	251	76	1566	12.5
91-93	Rainge, Alan	13	38	5	12	41.7	0	0	0.0	6	10	60.0	0	3	0.2	2	5	3	0	0	16	1.2
01-03	Randle, Ryan	65	1118	223	444	50.2	2	5	40.0	76	127	59.8	114	330	5.1	31	66	134	57	54	524	8.1
93-97	Raydo, Matt	38	83	6	22	27.3	1	11	9.1	10	19	52.6	3	12	0.3	17	11	12	7	0	23	0.6
86-87	Reyes, Andre	23	153	8	21	38.1	0	0	0.0	6	7	85.7	13	22	1.0	3	0	16	1	7	22	1.0
92-96	Rhodes, Johnny	122	4070	684	1482	46.2	186	557	33.4	189	315	60.0	285	704	5.8	437	291	342	344	62	1743	14.3
80-84	Rivers, Steve	82	798	109	221	49.3	22	39	56.4	38	62	61.3	0	42	0.5	54	0	78	8	3	278	3.4
79-82	Robinson, Jon	24	39	17	41	41.5	0	0	0.0	16	26	61.5	0	9	0.4	18	0	14	12	1	50	2.1
90-91	Roe, Matt	28	973	170	414	41.1	48	156	30.8	109	136	80.1	58	154	5.5	72	59	53	17	1	497	17.8
72-75	Roy, Tom	86	-	225	416	54.1	0	0	0.0	125	200	62.5	0	586	6.8	61	0	248	0	0	575	6.7
53-56	Sandbower, John	69	-	137	363	37.7	0	0	0.0	107	161	66.5	0	342	5.0	0	0	0	0	0	381	5.5
69-70	Sanders, Harvey	9	-	2	7	28.6	0	0	0.0	0	1	0.0	0	3	0.3	2	0	3	0	0	4	0.4
54-56	Schauffer, Drew	40	-	33	113	29.2	0	0	0.0	43	61	70.5	0	142	3.6	0	0	0	0	0	109	2.7
59-61	Schroeder, Dave	20	-	1	6	16.7	0	0	0.0	1	2	50.0	0	12	0.6	0	0	0	0	0	3	0.2
57-60	Shanahan, Jerry	48	-	37	78	47.4	0	0	0.0	38	63	60.3	0	67	1.4	0	0	0	0	0	112	2.3
74-77	Sheppard, Steve	76	-	491	927	53.0	0	0	0.0	237	329	72.0	0	582	7.7	99	0	176	27	2	1219	16.0
62-63	Shively, Rudy	11	-	13	23	56.5	0	0	0.0	3	8	37.5	0	16	1.5	0	0	6	0	0	29	2.6
75-79	Shrader, Eric	35	-	10	23	43.5	0	0	0.0	10	19	52.6	0	2	0.1	6	0	6	2	0	30	0.9
53-54	Shue, Gene	30	-	237	469	50.5	0	0	0.0	180	228	78.9	0	0	0.0	0	0	0	0	0	654	21.8
91-95	Shultz, Kurtis	67	367	27	71	38.0	5	12	41.7	17	28	60.7	28	71	1.0	13	21	34	9	3	76	1.1
92-96	Simpkins, Duane	119	3191	341	765	44.6	130	320	40.6	311	383	81.2	37	246	2.1	483	325	255	120	16	1123	9.4
95-97	Smith, Altman	15	39	7	17	41.2	1	7	14.3	2	8	25.0	3	11	0.7	4	9	6	2	0	17	1.1
90-92	Smith, Garfield	43	1089	190	403	47.1	7	33	21.2	75	113	66.4	90	249	5.8	53	88	132	45	22	462	10.7
02-04	Smith, Jamar	62	1406	245	559	43.8	5	18	27.8	99	203	48.8	133	401	6.5	48	103	125	32	49	594	9.6
93-95	Smith, Joe	64	2098	451	819	55.1	11	26	42.3	377	511	73.8	244	683	10.7	62	132	175	96	190	1290	20.2
91-92	Solo, Geno	11	55	6	20	30.0	0	3	0.0	2	9	22.2	7	13	1.2	3	2	7	3	2	14	1.3
60-63	Stasiulatis, Bill	53	-	181	433	41.8	0	0	0.0	207	279	74.2	0	237	4.5	0	0	72	0	0	569	10.7
69-71	Stall, Sparky	52	-	227	466	48.7	0	0	0.0	112	190	58.9	0	428	8.2	60	0	153	0	0	566	10.9
68-71	Stobaugh, Dick	42	-	62	163	38.0	0	0	0.0	28	39	71.8	0	120	2.9	3	0	69	0	0	152	3.6
95-99	Stokes, Terrell	128	3461	222	519	42.8	89	235	37.9	145	223	65.0	46	304	2.4	593	283	294	191	29	678	5.3
03-04	Strawberry, D.J.	45	920	102	217	47.0	13	48	27.1	75	136	55.1	38	110	2.4	70	75	91	75	21	292	6.5
63-64	Suder, George	25	-	137	298	46.0	0	0	0.0	53	75	70.7	0	66	2.6	0	0	50	0	0	327	13.1
67-69	Sullivan, Bill	24	-	38	84	45.2	0	0	0.0	14	29	48.3	0	54	2.3	0	0	32	0	0	90	3.8
73-74	Swetnam, Stan	12	-	7	13	53.8	0	0	0.0	2	2	100.0	0	6	0.5	1	0	2	0	0	16	1.3
90-93	Thibeault, Mike	52	185	13	51	25.5	5	25	20.0	17	29	58.6	16	37	0.7	23	12	38	14	2	48	0.9
69-70	Thomas, Al	1	-	0	0	0.0	0	0	0.0	0	0	0.0	0	0	0.0	0	0	0	0	0	0	0.0
75-77	Tillman, James	41	-	91	195	46.7	0	0	0.0	45	57	78.9	0	80	2.0	26	0	57	11	0	227	5.5
71-74	Tnmbie, Jap	53	-	136	271	50.2	0	0	0.0	62	91	68.1	0	116	2.2	69	0	90	0	0	334	6.3
55-56	Urbanik, John	12	-	9	32	28.1	0	0	0.0	7	16	43.8	0	42	3.5	0	0	0	0	0	25	2.1
80-84	Veal, Herman	103	2672	260	518	50.2	0	1	0.0	220	293	75.1	0	636	6.2	89	0	265	55	19	740	7.2
66-67	Veith, Dennis	7	-	0	0	0.0	0	0	0.0	0	0	0.0	0	0	0.0	0	0	1	0	0	0	0.0
54-55	Vodopia, Mark	10	-	0	4	0.0	0	0	0.0	2	3	66.7	0	2	0.2	0	0	0	0	0	2	0.2
87-90	Walker, Rodney	21	107	14	26	53.8	0	0	0.0	5	11	45.5	8	19	0.9	2	14	15	2	1	33	1.6
91-93	Walsh, John	48	379	37	103	35.9	5	15	33.3	38	49	77.6	35	76	1.6	18	16	48	13	3	117	2.4
63-66	Ward, Gary	65	-	450	972	46.3	0	0	0.0	194	248	78.2	0	615	9.5	0	0	182	0	0	1094	16.8
67-69	Warren, Homer	14	-	11	24	45.8	0	0	0.0	11	18	61.1	0	25	1.8	0	0	16	0	0	33	2.4
73-74	Washington, Wilson	1	-	5	5	100.0	0	0	0.0	0	2	0.0	0	2	0.0	0	0	1	0	0	10	10.0
96-99	Watkins, Brian	54	363	52	111	46.8	4	10	40.0	31	51	60.8	27	103	1.9	9	34	50	7	10	139	2.6
53-55	Webster, Dave	45	-	28	84	33.3	0	0	0.0	31	48	64.6	0	22	0.5	0	0	0	0	0	87	1.9
56-59	Weingarten, Doc	53	-	39	92	42.4	0	0	0.0	60	81	74.1	0	105	2.0	0	0	0	0	0	138	2.6
72-73	White, Donald	14	-	5	11	45.5	0	0	0.0	2	4	50.0	0	5	0.4	1	0	9	0	0	12	0.9
70-73	White, Howard	76	-	293	680	43.1	0	0	0.0	128	186	68.8	0	160	2.1	155	0	101	0	0	714	9.4
00-02	Wilcox, Chns	70	1160	224	431	52.0	0	2	0.0	106	180	58.9	123	330	4.7	69	72	141	34	71	554	7.9
68-70	Wiles, Mickey	52	-	187	474	39.5	0	0	0.0	186	254	73.2	0	91	1.8	135	0	181	0	0	560	10.8
87-88	Williams, Brian	29	813	156	260	60.0	0	0	0.0	51	76	67.1	74	173	6.0	22	68	90	17	36	363	





# COLE FIELD HOUSE

Its official name is the "William P. Cole Jr. Student Activities Building."

That is the name that can be read on the structure that still sits between the tennis courts and the university's student union, on the main thoroughfare of the campus of the University of Maryland, College Park. It is no longer, however, the home of Maryland basketball, as it was for 47 years since December of 1955.

Everyone just called it "Cole." Like Kentucky, where the Wildcats play at "Rupp." Or in Westwood, where UCLA plays at "Pauley."

The building is Cole Field House, even though that description appears nowhere officially. The nation's only on-campus arena to play host to multiple Final Fours, it has hosted numerous NCAA tournaments for basketball, volleyball and wrestling. It also hosted a U.S. vs. China ping-pong match in 1972 before a capacity crowd in what was the first sporting event held between the two nations; it hosted U.S. Presidents and, in September 1974, it even hosted Elvis.

Besides the all-black starting five of Texas Western taking the floor against Kentucky in the national championship game of 1966, Cole Field House was also home to the first black basketball players in the ACC — Maryland's Billy Jones (1966-68) and Pete Johnson (1967-69).

In 47 seasons, Terrapin teams were 486-151 at Cole Field House. A few of Cole's most memorable basketball moments:

## 1955

Cole Field House dedicated at a cost of \$3.3 million. Maryland defeats Virginia, 67-55, on Dec. 2 in the first game in the new facility.

## 1958

Cole is home to the Atlantic Coast Conference champions and Maryland's first NCAA Tournament team.

## 1965

Bill Bradley scored 41 points in the NCAA East Region championship game as Princeton topped Providence, 109-69.

## 1966

Cole plays host to the NCAA Final Four. In the semifinals, Kentucky defeats Duke and Texas Western (now Texas-El Paso) defeats Utah. Texas Western then defeats Kentucky in one of the most historic championship games in history.

## 1970

Cole plays host to the NCAA Final Four for the second time. UCLA defeats Jacksonville for the title as Sidney Wicks outduels Artis Gilmore. It was the fourth of UCLA's seven consecutive NCAA championships.

## 1971

Maryland defeats No. 2 South Carolina, 31-30, in one of the great "slow-down" games in the history of Cole. Leading only 4-3 at halftime, Maryland needed a lay-up from Jim O'Brien to tie the game with five seconds to go in regulation and an

Lefty Driesell was the architect of Maryland's great teams of the '70s and '80s.

11-foot jumper from O'Brien to win the game with four seconds remaining in OT.

## 1972

Cole is home to the National Invitation Tournament champions — the Maryland Terrapins.

The Cole Field House single-game attendance record of 15,287 was set as Maryland played host to North Carolina on Feb. 16. Maryland won 79-77 in an overtime thriller.

## 1975

Cole was the site of the first women's basketball game ever to be televised.

## 1979

On Super Bowl Sunday, Larry Gibson sank a free throw with one second on the clock to boost the Terps past top-ranked Notre Dame, 67-66, on Jan. 27, 1979. Gibson scored 11 points that day while Ernest Graham scored 28 and Buck Williams grabbed 15 rebounds.

## 1984

Cole is home to the ACC champion Terrapins.

## 1991

In the NCAA Eastern Regional first round, 15th-seeded Richmond defeats No. 2 seed Syracuse, 73-69, in one of the great upsets in NCAA Tournament history. It was only the second time in the history of the tournament that a No. 15 seed had defeated a No. 2 seed.

## 1992

On Jan. 15, 1992, No. 3 Maryland hosted No. 2 Virginia in a women's basketball shootout before a sellout crowd of 14,500. The game still stands as the ACC attendance mark for a women's game.

Maryland defeats No. 10 North Carolina, 82-80, on a last-second tip-in by All-American Walt Williams. Williams put the Terps up 81-80 with 1.3 seconds remaining to lead the Terps past the Tar Heels in Cole for only the second time since the 1982-83 season.

## 1994

Before a sellout crowd on March 5, Maryland defeats Virginia, 70-68, to clinch a fourth-place tie in the ACC standings and virtually assure its first NCAA Tournament bid under Gary Williams.

## 1995

## COLE WAS A HOUSE OF HORRORS FOR NO. 1 TEAMS

Cole Field House bears distinction as having hosted more upsets of No. 1-ranked teams than any building in the country.

When the No. 3-ranked Terrapins dispatched top-rated Duke on Feb. 27, 2002, it was Cole Field House's seventh game in which a No. 1 ranked team has fallen.

Including NCAA Tournament games, Notre Dame's Joyce Athletics & Convocation Center has hosted six No. 1 upsets and Oklahoma's Lloyd Noble Center has been the site of five.

At Cole, Maryland has beaten the nation's top team in six of those seven games. Also at Cole, No. 3-ranked Texas Western topped No. 1 Kentucky during the 1966 Final Four.

Maryland defeats No. 1 North Carolina, 86-73, in front of a sellout crowd and a national television audience.

## 1998

Maryland defeats No. 1 North Carolina, 89-83 in overtime, as Laron Profit scores 19 points overall and six during an overtime period. It marks the second time in three years that the Terps beat No. 1 North Carolina in Cole.

## 1999

Maryland sets a school record with 28 wins on the season, and the Terps host a record 14,455 fans per game at Cole. Junior sensation Steve Francis is named an All-American and later chosen as the second pick in the NBA draft.

## 2001

Maryland defeats Virginia 102-67 in the final game of the regular season to mark the most lopsided win ever, in the longtime series against its ACC rival. One week later, the Terps advance to their eighth straight NCAA Tournament berth and bring back to College Park the first Final Four banner in school history.

## 2002

Maryland defeats top-ranked Duke before a national television audience, 87-73, to take over first place in the ACC and mark the seventh time in Cole history that a No. 1 ranked team has been defeated.

Maryland beats Virginia 112-92 to win its first ACC regular season title since 1980, in what is the final game at Cole. A standing-room only crowd witnesses an emotional postgame event with returning All-Americans commemorating Cole's final game, followed by a net-cutting ceremony to celebrate the Terps' league title.

The NCAA Champion Terrapins return to Cole before a crowd of over 12,000 adoring fans, just hours after winning the first national championship in school history.



# COLE BY THE NUMBERS

## ATTENDANCE THROUGH THE YEARS

### Home Games Only

Season	Games	Attendance	Avg.	Season	Games	Attendance	Avg.
1963-64	9	52,500	5,833	1963-64	26	132,200	5,084
1964-65	12	103,100	8,592	1964-65	26	185,500	7,135
1965-66	10	95,400	9,540	1965-66	25	221,000	8,840
1966-67	10	82,490	8,249	1966-67	25	164,390	6,576
1967-68	10	70,100	7,101	1967-68	24	144,950	6,040
1968-69	10	66,500	6,650	1968-69	26	152,005	5,746
1969-70	14	138,600	9,900	1969-70	26	221,153	8,506
1970-71	15	180,842	12,056	1970-71	26	273,553	10,521
1971-72	14	184,323	13,166	1971-72	32	352,436	11,014
1972-73	13	172,828	13,294	1972-73	30	340,964	11,365
1973-74	12	144,149	12,012	1973-74	28	301,164	10,756
1974-75	14	187,971	13,427	1974-75	29	314,341	10,839
1975-76	15	196,656	13,110	1975-76	28	343,785	12,278
1976-77	19	240,254	12,645	1976-77	27	325,777	12,066
1977-78	14	172,673	12,334	1977-78	28	305,001	10,893
1978-79	18	201,536	11,196	1978-79	30	316,449	10,548
1979-80	16	160,815	10,050	1979-80	31	317,559	10,242
1980-81	15	196,978	13,132	1980-81	31	398,036	12,840
1981-82	16	157,275	9,830	1981-82	29	286,264	9,871
1982-83	17	172,445	10,144	1982-83	30	308,340	10,278
1983-84	15	170,060	11,337	1983-84	32	353,551	11,048
1984-85	16	199,335	12,458	1984-85	37	393,459	10,634
1985-86	14	160,267	11,447	1985-86	33	335,937	10,180
1986-87	16	130,975	8,186	1986-87	26	241,118	9,274
1987-88	12	145,525	12,127	1987-88	31	355,597	11,471
1988-89	14	128,773	9,198	1988-89	29	276,604	9,538
1989-90	16	164,806	10,300	1989-90	33	306,339	9,293
1990-91	14	137,476	9,820	1990-91	28	267,401	9,550
1991-92	15	143,444	9,563	1991-92	29	323,755	11,164
1992-93	15	175,217	11,681	1992-93	28	321,673	11,488
1993-94	13	177,376	13,644	1993-94	30	360,993	12,033
1994-95	16	221,020	13,814	1994-95	34	437,268	12,861
1995-96	14	186,553	13,324	1995-96	30	399,616	13,321
1996-97	14	182,832	13,059	1996-97	32	388,300	12,134
1997-98	14	187,272	13,377	1997-98	32	446,213	13,944
1998-99	14	202,365	14,455	1998-99	34	473,626	13,930
1999-00	16	226,369	14,148	1999-00	35	503,648	14,390
2000-01	14	196,809	14,058	2000-01	36	528,916	14,692
2001-02	15	212,495	14,166	2001-02	36	623,898	17,331

Attendance records prior to 1963 are incomplete

## COLE FIELD HOUSE MILESTONES

Dedicated:	December 2, 1955
Capacity:	14,500 (Courtside Seats: 96)
First Game:	December 2, 1955
First Win:	December 2, 1955 Maryland 67, Virginia 55
First Loss:	December 15, 1955 Kentucky 62, Maryland 61
100th Game:	December 18, 1964 Maryland 82, Wake Forest 64
200th Game:	January 23, 1973 Maryland 100, Long Island 73
300th Game:	February 23, 1980 Maryland 82, Virginia 71
400th Game:	January 10, 1987 Virginia 71, Maryland 64
500th Game:	December 2, 1993 Maryland 89, UMBC 80
600th Game:	February 2, 2000 Maryland 91, Virginia 79
100th Victory:	February 25, 1970 Maryland 83, West Virginia 76
200th Victory:	December 28, 1977 Maryland 91, Western Kentucky 78
300th Victory:	November 23, 1985 Maryland 84, Northeastern 72
400th Victory:	December 23, 1995 Maryland 104, American 79
486th Victory:	March 3, 2002 Maryland 112, Virginia 92

## NCAA TOURNAMENTS AT COLE

### 1962 Eastern Regional

RSF: Wake Forest 96, St. Joseph's (Pa.) 85

Villanova 79, New York Univ. 76

RF: Wake Forest 79, Villanova 69

3P: New York Univ. 94, St. Joseph's (Pa.) 85

### 1963 Eastern Regional

RSF: [2] Duke 81, New York Univ. 76

St. Joseph's (Pa.) 97, West Virginia 88

RF: [2] Duke 73, St. Joseph's (Pa.) 69

3P: West Virginia 83, New York Univ. 73

### 1965 Eastern Regional

RSF: Princeton 66, North Carolina State 48

[4] Providence 81, St. Joseph's (Pa.) 73 (OT)

RF: Princeton 109, [4] Providence 69

3P: North Carolina State 83, St. Joseph's (Pa.) 81

### 1966 Final Four

NSF: [1] Kentucky 83, [2] Duke 79

[3] Texas Western 85, Utah 78

NF: [3] Texas Western 85, [1] Kentucky 65

3P: [2] Duke 79, Utah 77

### 1967 Eastern Regional

RSF: [4] North Carolina 78, [5] Princeton 70 (OT)

[9] Boston College 63, St. John's 62

RF: [4] North Carolina 96, [9] Boston College 80

3P: [5] Princeton 78, St. John's 58

### 1968 First Round

1R: [8] Davidson 79, St. John's 70

Columbia 83, La Salle 69

### 1969 Eastern Regional

RSF: [4] North Carolina 79, [9] Duquesne 78

[5] Davidson 79, [8] St. John's 69

RF: [4] North Carolina 87, [5] Davidson 85

3P: [9] Duquesne 75, [8] St. John's 72

### 1970 Final Four

NSF: [4] Jacksonville 94, [3] St. Bonaventure 83

[2] UCLA 93, [5] New Mexico State 77

NF: [2] UCLA 80, [4] Jacksonville 69

3P: [5] New Mexico State 79, [3] St. Bonaventure 73

### 1977 Eastern Regional

RSF: [3] Kentucky 93, [20] Virginia Military 78

[5] North Carolina 79, [10] Notre Dame 77

RF: [5] North Carolina 79, [3] Kentucky 72

### 1991 Eastern Regional

1R: [14] Oklahoma State 67, New Mexico 54

NC State 114, Southern Mississippi 85

Temple 80, Purdue 63

Richmond 73, [7] Syracuse 69

2R: [14] Oklahoma State 73, NC State 64

Temple 77, Richmond 64

Legend: 1R-First Round; 2R-Second Round; RSF-Regional Semifinals; RF-Regional Final; NSF-National Semifinal; NF-National Final; 3P-Third Place

[ ] - brackets indicate AP rankings





MEN'S  
**Bb**  
BASKETBALL

# TERPS IN THE PROS



# TERPS IN THE NBA DRAFT

Maryland's rising success under Gary Williams over the past 15 years has resulted in a growing number of Terrapin stars in the NBA ranks, and professionally overseas.

In the NBA specifically, the annual draft has become a barometer of Terrapin success, as Maryland has landed 15 players overall in the draft since Williams' return to College Park (an average of one per season) and eight draft picks since 1999 alone.

During Williams' 25-year career as a head coach, an incredible total of 28 players have been NBA draft choices.

In June of 2003, four-year point guard Steve Blake became the eighth Terp drafted over a five-year span with his selection in the second round by the Washington Wizards. In 2002, the Terps landed a pair of first round picks and three selections overall, as Chris Wilcox (8th, Los Angeles Clippers), Juan Dixon (17th, Washington Wizards) and Lonny Baxter (44th, Chicago Bulls) all were chosen from draft proceedings at Madison Square Garden. Wilcox, chosen eighth overall, was Maryland's first lottery pick since Steve Francis three years earlier. When Dixon was made the 17th pick of the draft, Maryland had placed two players in the first round for the first time since 1981.

Buoyed by three first and second round draft picks during the 1999 and 2002 NBA drafts, Maryland and Gary Williams have asserted themselves in recent years among the most prominent schools in developing NBA talent.

In '99, Steve Francis was chosen as the second pick of the first round, followed by second-round selections Obinna Ekezie and Laron Profit. One year later, Terence Morris was taken in the second round of the draft.

The Terps' NBA draft tally since 1999: eight draft picks, three first-round choices and two lottery selections.

What's more, Francis, the No. 2 pick in that '99 draft, went on to become the NBA's Co-Rookie of the Year. By the 2002 season, Francis was voted to the NBA All-Star Game.

Chosen on draft day by the Vancouver Grizzlies, Francis was traded in the preseason to the Houston Rockets for whom he led all NBA rookies with 6.6 steals in 1999-00, and was the second-leading rookie scorer with 18 points per game.

Had Francis been the No. 1 overall selection, Maryland would have become the first school in NBA history to have three No. 1 selections. Previously, John Lucas was the top pick by the Houston Rockets in 1976 and Joe Smith was picked first by the Golden State Warriors in 1995.

The Terps' 2002 draft windfall brought the number of all-time Maryland lottery selections to five — a number that is tied for ninth among all NCAA schools. Wilcox's selection brought the number of lottery selections at Maryland under head coach Gary Williams to four. Overall, seven Maryland players and nine overall since 1987 have played for Gary Williams and become first-round draft picks with guaranteed contracts.

## MARYLAND'S NBA LOTTERY HISTORY TEAMS WITH TWO NO. 1 OVERALL PICKS

**Maryland:** John Lucas, 1976; Joe Smith, 1995  
**Georgetown:** Patrick Ewing, 1985; Allen Iverson, 1996  
**Houston:** Elvin Hayes, 1968; Hakeem Olajuwon, 1984  
**Michigan:** Cazzie Russell, 1966; Chris Webber, 1993  
**No. Carolina:** James Worthy, 1982; Brad Daugherty, 1986  
**Purdue:** Joe Barry Carroll, 1980; Glenn Robinson, 1994  
**UCLA:** Kareem Abdul-Jabbar, 1969; Bill Walton, 1974

## MOST ALL-TIME NBA LOTTERY PICKS

1. North Carolina (12)
2. Duke (11)
3. Michigan (7)  
Connecticut (7)  
Arizona (7)
- T6. Georgetown (6)  
Kansas (6)  
UNLV (6)
- T9. Maryland (5)  
Georgia Tech (5)  
Kentucky (5)
- T12. California (4)  
Memphis (4)



Chris Wilcox with NBA Commissioner David Stern at the 2002 Draft.



Joe Smith with NBA Commissioner David Stern at the 1995 Draft.



Juan Dixon with NBA Commissioner David Stern at the 2002 Draft.



# TERPS' NBA DRAFT HISTORY

## GARY WILLIAMS' NBA DRAFT PICKS

2003	Steve Blake	Maryland/Washington Wizards
2002	Chris Wilcox	Maryland/Los Angeles Clippers
	Juan Dixon	Maryland/Washington Wizards
	Lonny Baxter	Maryland/Chicago Bulls
2000	Terence Morris	Maryland/Houston Rockets
1999	Steve Francis	Maryland/Vancouver Grizzlies
	Obinna Ekezie	Maryland/Vancouver Grizzlies
	Laron Profit	Maryland/Orlando Magic
1997	Keith Booth	Maryland/Chicago Bulls
1995	Joe Smith	Maryland/Golden State Warriors
1993	Evers Bums	Maryland/Sacramento Kings
1992	Jim Jackson *	Ohio State/Dallas Mavericks
	Walt Williams	Maryland/Sacramento Kings
1990	Jerrold Mustaf	Maryland/New York Knicks
	Tony Massenburg	Maryland/San Antonio Spurs
1989	Dena Barros	Boston College/Seattle SuperSonics
	Jay Burson	Ohio State/San Antonio Spurs
	Chris Jent	Ohio State/Chicago Bulls
1987	Dennis Hopson	Ohio State/New Jersey Nets
1986	Dominic Pressley	Boston College/Seattle SuperSonics
1985	Michael Adams	Boston College/Sacramento Kings
	Stu Primus	Boston College/Indiana Pacers
1984	Martin Clerk	Boston College/Philadelphia
	Jay Murphy	Boston College/Golden State
1983	John Gerris	Boston College/Cleveland Cavaliers
	Ron Crevier	Boston College/Chicago Bulls
	Gordon Austin	American/Philadelphia 76ers
	Boo Bowers	American/Cleveland Cavaliers

\* recruited to Ohio State by Gary Williams

## GARY WILLIAMS' NBA FIRST ROUND DRAFT PICKS

2002	Chris Wilcox (#8 overall)	Maryland/Los Angeles Clippers
2002	Juan Dixon (#17 overall)	Maryland/Washington Wizards
1999	Steve Francis (#2 overall)	Maryland/Vancouver Grizzlies
1997	Keith Booth (#28 overall)	Maryland/Chicago Bulls
1995	Joe Smith (#1 overall)	Maryland/Golden State Warriors
1992	Jim Jackson (#5 overall)	Ohio State/Dallas Mavericks
1992	Walt Williams (#7 overall)	Maryland/Sacramento Kings
1990	Jerrold Mustaf (#17 overall)	Maryland/New York Knicks
1987	Dennis Hopson (#3 overall)	Ohio State/New Jersey Nets

## ALL-TIME DRAFT PICKS

Year	Selection (Round/Team)
1954	Gene Shue (1st, #3 overall/Philadelphia)
1955	Bob Kessler (2nd/Fort Wayne)
1958	John Nacincik (3rd/Syracuse)
	Nick Davis (11th/Philadelphia)
1960	Al Bunge (1st, #7 overall/Philadelphia)
	Charlie McNeil (6th/New York)
	Jerry Bechtie (16th/New York)
1963	Jerry Greenspan (3rd/Syracuse)
1966	Gary Ward (6th/Boston)
1967	Jay McMillen (9th/L.A. Lakers)
	Joe Harrington (11th/Boston)
1970	Will Hetzel (9th/Baltimore)
1971	Barry Yates (8th/Philadelphia)
1973	Jim O'Brien (3rd/Portland)
	Bob Bodell (10th/Seattle)
	Howard White (14th/Washington)
1974	Tom McMillen (1st, #9 overall/Buffalo)
	Len Elmore (1st/#13 overall/Washington)
1975	Tom Roy (3rd/Portland)
	Owen Brown (9th/Phoenix)
1976	John Lucas (1st, #1 overall/Houston)
	Maunce Howard (2nd/Cleveland)
1977	Brad Davis (1st, #15 overall/L.A. Lakers)
1978	Larry Boston (4th/Washington)
1979	Larry Gibson (3rd/Milwaukee)
1981	Buck Williams (1st, #3 overall/New Jersey)
	Albert King (1st, #10 overall/New Jersey)
	Ernest Graham (3rd/Philadelphia)
	Greg Manning (7th/Denver)
1982	Charles Pittman (3rd/Phoenix)
1984	Ben Coleman (2nd/Chicago)
	Herman Veal (6th/Phoenix)
	Mark Fothergill (8th/Phoenix)
1985	Adnan Branch (2nd/Chicago)
1986	Len Bias (1st, #2 overall/Boston)
1988	Derrick Lewis (3rd/Chicago)
1990	Jerrold Mustaf (1st, #17 overall/New York)
	Tony Massenburg (2nd/San Antonio)
1992	Walt Williams (1st, #7 overall/Sacramento)
1993	Evers Bums (2nd/Sacramento)
1995	Joe Smith (1st, #1 overall/Golden State)
1997	Keith Booth (1st, #28 overall/Chicago)
1999	Steve Francis (1st, #2 overall/Vancouver)
	Obinna Ekezie (2nd/Vancouver)
	Laron Profit (2nd/Orlando)
2001	Terence Morris (2nd/Atlanta)
2002	Chris Wilcox (1st, #8 overall/L.A. Clippers)
	Juan Dixon (1st, #17 overall/Washington)
	Lonny Baxter (2nd/Chicago)
2003	Steve Blake (2nd/Washington)

## FIRST ROUND DRAFT PICKS

Player, Team	Year	Number
Gene Shue, Philadelphia	1954	3
Al Bunge, Philadelphia	1960	7
Tom McMillen, L.A. Lakers	1974	9
Len Elmore, Washington	1974	13
John Lucas, Houston	1976	1
Brad Davis, L.A. Lakers	1977	15
Buck Williams, New Jersey	1981	3
Albert King, New Jersey	1981	10
Len Bias, Boston	1986	2
Jerrold Mustaf, New York	1990	17
Walt Williams, Sacramento	1992	7
Joe Smith, Golden State	1995	1
Keith Booth, Chicago	1997	28
Steve Francis, Vancouver	1999	2
Chris Wilcox, L.A. Clippers	2002	8
Juan Dixon, Washington	2002	17

## TERPS DRAFTED BY ROUND

Round	Number
First Round	16
Second Round	11
Third Round	8
Fourth Round	1
Fifth Round	0
Sixth Round	3
Seventh Round	1
Eighth Round	2
Ninth Round	3
Tenth Round	1
11th Round	2
14th Round	1
16th Round	1



No. 2 overall selection in 1999, Steve Francis was traded from the Houston Rockets to the Orlando Magic in 2004.



# TERPS IN THE PROS

## LONNY BAXTER

Chicago Bulls, 2002-03  
Toronto Raptors, 2003-04  
Washington Wizards, 2004  
New Orleans Hornets, 2004-05  
Houston Rockets, present

## STEVE BLAKE

Washington Wizards, 2003-05  
Portland Trailblazers, present

## KEITH BOOTH

Chicago Bulls, 1998-99

## LAWRENCE BOSTON

Washington Bullets, 1980

## ADRIAN BRANCH

Los Angeles Lakers, 1987  
New Jersey Nets, 1988  
Portland Trail Blazers, 1989  
Minnesota Timberwolves, 1990

## EVERS BURNS

Sacramento Kings, 1993

## BEN COLEMAN

New Jersey Nets, 1987-88  
Philadelphia 76ers, 1988-89  
Milwaukee Bucks, 1991

## BRAD DAVIS

Los Angeles Lakers, 1978-79  
Indiana Pacers, 1979-80  
Utah Jazz, 1980  
Dallas Mavericks, 1981-92

## MIKE DAVIS

New York Knicks, 1983

## JUAN DIXON

Washington Wizards, 2002-05  
Portland Trailblazers, present

## OBINNA EKEZIE

Vancouver Grizzlies, 2000  
Washington Wizards, 2000-01  
Dallas Mavericks, 2001  
Los Angeles Clippers, 2002  
Atlanta Hawks, 2003-05

## LEN ELMORE

Indiana Pacers, 1975-79  
Kansas City Kings, 1980  
Milwaukee Bucks, 1981  
New Jersey Nets, 1982-83  
New York Knicks, 1984

## STEVE FRANCIS

Houston Rockets, 2000-2004  
Orlando Magic, 2004-present

## JERRY GREENSPAN






Philadelphia 76ers, 1964-65

## MAURICE HOWARD

Cleveland Cavaliers, 1977  
New Orleans Jazz, 1977

## SARUNAS JASIKEVICIUS

Indiana Pacers, present



Three-time NBA All-Star  
Steve Francis





### ALBERT KING

New Jersey Nets, 1982-87  
Philadelphia 76ers, 1988  
San Antonio Spurs, 1989

### JOHN LUCAS

Houston Rockets, 1977-78, 1985-86, 1990  
Golden State Warriors, 1979-81  
Washington Bullets, 1982-83  
San Antonio Spurs, 1984  
Milwaukee Bucks, 1987-88  
Seattle SuperSonics, 1989

### TONY MASSENBURG

San Antonio Spurs, 1991, 2003-05  
Charlotte Hornets, 1992  
Boston Celtics, 1992  
Golden State Warriors, 1992  
L.A. Clippers, 1994-95  
Toronto Raptors, 1995-96  
Philadelphia 76ers, 1996  
New Jersey Nets, 1996-1997  
Vancouver/Memphis Grizzlies, 1999, 2000  
Houston Rockets, 1999-2000  
Utah Jazz, 2003  
Sacramento Kings, 2003

### TOM MCMILLEN

Buffalo Braves, 1976-77  
New York Knicks, 1977  
Atlanta Hawks, 1978-83  
Washington Bullets, 1984-85

### TERENCE MORRIS

Houston Rockets, 2002-03  
Orlando Magic, present

### JERROD MUSTAF

New York Knicks, 1991  
Phoenix Suns, 1992-1994

### JIM O'BRIEN

New York Nets, 1974  
Memphis Sounds (ABA), 1975

### CHARLES PITTMAN

Phoenix Suns, 1983-86

### LARON PROFIT

Washington Wizards, 1999-01, 2004-05  
Los Angeles Lakers, present

### STEVE SHEPPARD

Chicago Bulls, 1978-79  
Detroit Pistons, 1979

### GENE SHUE

Philadelphia Warriors, 1955  
New York Knicks, 1955-56, 1963  
Fort Wayne Pistons, 1957  
Detroit Pistons, 1958-62  
Baltimore Bullets, 1964

### JOE SMITH

Golden State Warriors, 1995-97  
Philadelphia 76ers, 1998  
Minnesota Timberwolves, 1998-00, 2002-03  
Detroit Pistons, 2001  
Milwaukee Bucks 2003-present

### CHRIS WILCOX

L.A. Clippers, 2002-present


### BUCK WILLIAMS

New Jersey Nets, 1982-89  
Portland Trail Blazers, 1990-96  
New York Knicks, 1997-99

### WALT WILLIAMS

Sacramento Kings, 1992-96  
Miami Heat, 1996  
Toronto Raptors, 1996-98  
Portland Trail Blazers, 1998-99  
Houston Rockets, 1999-2002  
Dallas Mavericks, 2003

*List as of Oct. 5, 2005*



Buck Williams had his No. 52 jersey retired by the Nets on April 11, 1999.



# TERPS AS PRO COACHES

## GENE SHUE

### NBA COACH OF THE YEAR • 1969, 1982

Year	Team	Record	Postseason
1966-67	Baltimore Bullets	16-40	
1967-68	Baltimore Bullets	36-46	
1968-69	Baltimore Bullets	57-25	Eastern Div. Semis
1969-70	Baltimore Bullets	50-32	Eastern Div. Semis
1970-71	Baltimore Bullets	42-40	NBA Finals
1971-72	Baltimore Bullets	38-44	Eastern Conf. Semis
1972-73	Baltimore Bullets	52-30	Eastern Conf. Semis
1973-74	Philadelphia 76ers	25-57	
1974-75	Philadelphia 76ers	34-48	
1975-76	Philadelphia 76ers	46-36	
1976-77	Philadelphia 76ers	50-32	
1977-78	Philadelphia 76ers	2-4	
1978-79	San Diego Clippers	43-39	
1979-80	San Diego Clippers	35-47	
1981-82	Washington Bullets	39-43	Eastern Conf. Semis
1982-83	Washington Bullets	42-40	
1983-84	Washington Bullets	35-47	Eastern Conf. 1st Rd.
1984-85	Washington Bullets	40-42	Eastern Conf. 1st Rd.
1985-86	Washington Bullets	32-37	Eastern Conf. 1st Rd.
1987-88	Los Angeles Clippers	17-65	
1988-89	Los Angeles Clippers	10-28	
<b>BULLETS TOTALS</b>		<b>522-505</b>	<b>.510</b>
<b>76ERS TOTALS</b>		<b>157-177</b>	<b>.470</b>
<b>CLIPPERS TOTALS</b>		<b>105-179</b>	<b>.348</b>
<b>NBA TOTALS</b>		<b>784-861</b>	<b>.477</b>

## JOHN LUCAS

Year	Team	Record	Postseason
1992	Miami Tropics (USBL)	24-4	USBL Champions
1993	Miami Tropics (USBL)	14-5	USBL Champions
1992-93	San Antonio Spurs	39-22	Western Conf. Semis
1993-94	San Antonio Spurs	55-27	Western Conf. 1st Rd.
1994-95	Philadelphia 76ers	24-58	
1995-96	Philadelphia 76ers	18-64	
2001-02	Cleveland Cavaliers	29-53	
<b>SPURS TOTALS</b>		<b>94-49</b>	<b>.658</b>
<b>76ERS TOTALS</b>		<b>42-122</b>	<b>.256</b>
<b>CAVALIERS TOTALS</b>		<b>29-53</b>	<b>.354</b>
<b>TROPICS TOTALS</b>		<b>38-9</b>	<b>.809</b>
<b>NBA TOTALS</b>		<b>165-224</b>	<b>.424</b>
<b>OVERALL TOTALS</b>		<b>203-233</b>	<b>.466</b>



John Lucas was named Cleveland Cavaliers head coach on June 19, 2001.



Gene Shue was named NBA Coach of the Year twice in 1969 and 1972


## TERPS ON 2005-06 NBA ROSTERS

Name	Team	Pos	Hgt.	Wgt.	Md.Years
Lonny Baxter	Houston Rockets	F	6-8	260	1999-02
NBA Exp.: 3 seasons; Acquired: Free Agent; League Entry: 2nd Rd. (#44) draft pick by Chicago, 2002; Previous: Chicago, Toronto, Washington, New Orleans					
Steve Blake	Portland Trailblazers	G	6-3	172	2000-03
NBA Exp.: 2 seasons; Acquired: Free Agent; League Entry: 2nd Rd. (#38) draft pick by Washington, 2003; Previous: Washington					
Juan Dixon	Portland Trailblazers	G	6-3	164	1999-02
NBA Exp.: 3rd season; Acquired: Free Agent; League Entry: 1st Rd. (#17) draft pick by Washington, 2002; Previous: Washington					
Steve Francis	Orlando Magic	G	6-3	200	1999
NBA Exp.: 6 seasons; Acquired: Trade from Houston; League Entry: 1st Rd. (#2) draft pick by Vancouver, 1999; Previous: Houston					
Sarunas Jasikevicius	Indiana Pacers	G	6-4	195	1995-98
NBA Exp.: None; Acquired: Free Agent; League Entry: Free Agent by Indiana Pacers, 2005					
Terence Morris	Orlando Magic	F	6-9	221	1998-01
NBA Exp.: 2 seasons; Acquired: Free Agent; League Entry: 2nd Rd. (#34) draft pick by Atlanta, 2001; Previous: Houston					
Laron Profit	Los Angeles Lakers	G-F	6-5	204	1998-01
NBA Exp.: 3rd season; Acquired: Free Agent; League Entry: 2nd Rd. (#38) draft pick by Orlando, 1999; Previous: Washington					
Joe Smith	Milwaukee Bucks	F	6-10	225	1994-95
NBA Exp.: 10 seasons; Acquired: Trade from Minnesota; League Entry: 1st Rd. (#1) draft pick by Golden State, 1995; Previous: Golden State, Philadelphia, Detroit, Minnesota					
Chris Wilcox	L.A. Clippers	F	6-10	235	2001-02
NBA Exp.: 3 seasons; Acquired: Draft; League Entry: 1st Rd. (#8) draft pick by L.A. Clippers, 2002					

(Roster compiled from 2005 NBA Training Camps as of Oct. 5, 2005)



Steve Francis



Chris Wilcox



Joe Smith



Lonny Baxter

Obinna Ekezie



MEN'S  
**Bb**  
BASKETBALL

# UNIVERSITY OF MARYLAND

ADMINISTRATION



# MARYLAND



## **"STRIVE FOR CLARITY, BUT ACCEPT AND UNDERSTAND AMBIGUITY."**

That phrase captures one way in which an educated person approaches the world and its challenges. Students who graduate from the University of Maryland have been exposed to the tools that allow them to put that perspective to work. Imparting such a perspective may be an ambitious project for undergraduate education, but to aim for anything less would be unworthy of a great university's goals for its students. Thirteen years ago, Promises to Keep, a plan for undergraduate education at Maryland, articulated those goals so eloquently we repeat them here.

Undergraduate education at Maryland "aims to provide students with a sense of identity and purpose, a concern for others, a sense of responsibility for the quality of life around them, a continuing eagerness for knowledge and understanding, and a foundation for a lifetime of personal enrichment."

As we learn with and from one another, we try to "develop human values," "celebrate tolerance and fairness," "contribute to the social conscience," "monitor and assess private and collective assumptions," and "recognize the glory, tragedy and humor of the human condition."

Your years at the University of Maryland can provide you with all the tools you need to accomplish these goals. Students here are "educated to be able to read with perception and pleasure, write and speak with clarity and verve, handle numbers and computation proficiently, reason mathematically, generate clear questions and find probable arguments, reach substantiated conclusions and accept ambiguity."

**AND WE ALSO HOPE YOU ENJOY THE JOURNEY.**

# FEAR THE TURTLE

## **2005-06 MARYLAND MEN'S BASKETBALL**





# UNIVERSITY OF MARYLAND

## THE CAMPUS

By virtually every measure of quality, the University of Maryland has gained national recognition as one of the fastest-rising comprehensive research institutions in the country. The momentum of recent years has poised the university to move it into the top ranks of higher education and take leadership in shaping the research university of the 21<sup>st</sup> century.

The university has enjoyed a decade of momentum in all of the areas that affect quality. The average high school GPA of entering students has zoomed from 3.01 to nearly 3.90, and the average SATs are now more than 1270. The student body is a model of diversity, with minorities making up more than 32 percent of all students, and at least one graduate and undergraduate student from every state in the nation.

The university has 79 graduate and undergraduate programs ranked in the Top 25 by U.S. News and World Report, up from just one program in 1991.

Sponsored research and outreach has nearly tripled in the same 10-year period, exceeding \$350 million last year. Private giving also has increased, and the university last year concluded its first campaign by topping its \$350 million goal by more than \$100 million. Alumni Association membership has been growing at an average rate of 10 percent a year since 1992.

One of the largest research universities in the United States, Fall 2004 enrollment was 25,140 undergraduate and 9,793 graduate students. There are 94 undergraduate programs, 89 master's programs, 70 doctoral programs and one first professional degree program. More than 100 centers and institutes are engaged in research and outreach.

Faculty at the University of Maryland, in all fields of knowledge, are engaged at the highest levels of national and international concern. The university's location near the center of federal policy-making and international political and economic activity enables it to play an active role in research and analysis of public policy.

Maryland is one of 30 public universities in the prestigious 63-member Association of American Universities and the only public institution in the Maryland-D.C. area with membership in the nation's most distinguished honor society, Phi Beta Kappa.

## LIBRARIES

Seven libraries make up the University of Maryland library system: McKeldin (main) Library, Architecture Library, Art Library, Engineering and Physical Sciences Library, Hombake Library, Performing Arts Library and White Memorial (Chemistry) Library.

These libraries constitute the largest university research library institution in the Washington metropolitan area, providing vital resources to researchers, visiting scholars, and businesses throughout the region. The libraries' holdings include more than 2.5 million volumes, 24,000 subscriptions to periodicals and nearly 5 million items available in microfilm format.

## RESEARCH

Opportunities for conducting research abound at the University of Maryland, College Park, and in the surrounding area, both for faculty to advance their own expertise and bring their insights into the classroom, and for students to begin their exploration of their unique interests with practical experience. On campus, special facilities and a number of organized research centers, bureaus and institutes promote the acquisition and analysis of new knowledge in the arts, sciences and applied fields.

The university's enviable location — just nine miles from downtown Washington, D.C., and approximately 30 miles from both Baltimore and Annapolis — enhances the research of its faculty and students by providing access to some of the finest libraries and research centers in the country.

## SERVICE

Programs of public service are central to the overall mission of the university. The philosophy is reflected in the wide array of programs and initiatives that benefit the state's business, agriculture and education communities.

With more than 90 high-technology firms in the three-county area of Montgomery, Prince George's and Frederick counties, the university has found abundant opportunity to extend its business and technology outreach programs to the region. Many of these programs are part of the Engineering Research Center, which operates the Technology Advancement Program and the Maryland Industrial Partnerships, programs designed to provide Maryland entrepreneurs and small businesses with research facilities, technical assistance, administrative support and access to technology that will advance their economic base.

The Institute for Systems Research has formed partnerships with major corporations, including Lockheed Martin, Westinghouse, BF Goodrich, Hughes Aircraft and Dupont to apply advanced systems research to solving industry problems in the fields of communications, manufacturing, controls and robotics.

The university last year opened the Clarice Smith Performing Arts Center, with its six state-of-the-art performance halls, which has quickly become a center of cultural programming in the Washington metropolitan area. The university also boasts four art galleries and a broad range of public art throughout the beautiful campus. Additionally intercollegiate, club and intramural sports provide students of all levels an opportunity to participate as spectators or athletes.

## DID YOU KNOW?



In 1991, Maryland had one program listed among Top 25 entrants in the *U.S. News & World Report* Rankings. Maryland now has 79 programs ranked among the nation's elite, and the university is ranked 18th nationally among public universities.



A report card published in *Technology Review* rated the top U.S. universities in their quest for intellectual property, commercial partners and profits. Johns Hopkins University and the University of Maryland (28th) were the Mid-Atlantic (Delaware, Maryland, Virginia, District of Columbia) schools to make the "campus patenting" top 50 list.



*Black Issues In Higher Education* ranked the university fourth nationally in bachelor's degrees earned by African-American students at traditionally white schools. Maryland ranks first in African-American undergraduate degrees in social sciences and history.



*The Wall Street Journal* ranked the Robert H. Smith School of Business No. 16 among the world's business schools. Maryland is the top-ranked school in the Mid-Atlantic region (Delaware, Maryland, District of Columbia, Virginia). *The Financial Times of London* ranked the Robert H. Smith School of Business No. 8 in information technology, No. 6 in faculty research and No. 7 in entrepreneurship.



In the undergraduate program rankings released by *U.S. News & World Report* both the A. James Clark School of Engineering (No. 17) and the College of Education (No. 22) were ranked among the top 25.





# DISTINGUISHED ALUMNI

William Appolony, '69, Sociology

Senior Vice President, M&T Bank

Sade Baderinwa, '93, Agriculture

Co Anchor, ABC 7 New York

Zvi Barzilay, '73, Architecture

President, Toll Brothers Builders

Robert Basham '70, Bus. Admin.

Co-founder, Outback Steakhouse

Gail Berman, '78, Theatre

President, Paramount Pictures

Bonnie Bernstein, '92, Journalism

Reporter, CBS Sports

Carl Bernstein, '65, Arts & Sciences

Author, Watergate reporter

Robert Bonner, '63, Government

Commissioner, U.S. Customs Service

Tim Brant, '73, Journalism

Sportscaster, ABC and Jefferson-Pilot

Hal Brierley, '65, Chemical Engineering

Developer of frequent flyer programs

Sergey Brin, '93, Mathematics

Co-founder, Google, Inc. search engine

Kenneth Brody, '64, Electrical Eng.

Former chairman, U.S. Export-Import Bank

John Brophy, '71, History

President, ACS Solutions

Vicky Bullett, '90, General Studies

WNBA & U.S. Olympian

Dennis Cardoza, '82, Gov./Politics

Congressman, California 18th District

Alan Carey '78, Government

President, Sales, Pepsico

Connie Chung, '69, Journalism

Emmy-winning Correspondent

Mark Ciardi, '83, Marketing

Producer, "The Rookie" & "Miracle"

A. James Clark '50, Civil Eng.

President, Clark Enterprises

Fran Contino, '68, Accounting

CFO, McCormick & Co.

Bob Corliss, '76, Gov./Politics

President, Athlete's Foot

Larry David, '69, Bus. Admin.

Executive producer, Seinfeld

Raymond Davis, '37, Chemistry

Nobel Prize Winner, Physics

Dominique Dawes, '02, Speech

U.S. Olympian

Len Elmore, '78, English

Senior Counsel, LeBoeuf, Lamb, Greene & Lamb, LLP; ESPN

Commentator

Gordon England, '61, Electrical

Engineering

Deputy Defense Secretary

Boomer Esiason, '84,

Undergraduate Studies

Sportscaster, former NFL player

Raul Fernandez, '90, Economics

Chairman, Object Video

Carly Fiorina, '80, M.B.A.

Pioneering Woman CEO

Robert Fischell, '53, M.S. Physics

Chairman, Fischell Biomedical, LLC

Jon Franklin, '70, Journalism

Two-time Pulitzer Prize winner

Ralph Friedgen, '70, P.E.

Head coach, University of Maryland football

Fred Funk, '80, Criminology

Pro golfer

Tom Gallagher, '70, Marketing

Chairman, President & CEO, Genuine Auto Parts

Joseph Gildenhorn, '51,

Bus. Administration

Partner, The JBG Companies; retired US

Ambassador

Dave Goldfarb, '79, Accounting

CAO, Lehman Brothers

Michael Griffin, '77, Ph.D. Aerospace

Engineering

Chief Administrator, NASA

Roger Hale, '65, History

Board of Directors, H&R Block and

Ashland Oil

Herbert Hauptmann, '55, Math

Nobel Prize winner, physics

Jane Henson, '55, Art Education

Crealor, The Muppets

Jim Henson, '60, Home Economics

Crealor, The Muppets

Donald Himelfarb, '67, History

CAO, Thrifty & Dollar Rental Cars

Steny Hoyer, '63, Political Science

Congressman, Maryland's 5th district

Harry Hughes, '49, Bus. Admin.

Former governor of Maryland

Stan Jones, '56, Education

NFL Hall of Fame inductee, '91

Jeong Kim, '91, Ph.D. Engineering

President, Bell Labs

Jeffrey Kluger, '76, Gov./Politics

Author, Apollo 13

Chris Kubasik, '83, Accounting

E-VP & CFO, Lockheed Martin

Tim Kurkjian, '78, Journalism

Reporter, ESPN & ESPN Magazine

John Lauer, '63, Chemical Eng.

Former president, B.F. Goodrich

George Laurer, '51, Electrical Eng.

Inventor, Universal Price Code

Samuel LeFrak, '40, Bus. Admin.

Chairman, The LeFrak Organization

Liz Lerman, '70, Dance

MacArthur Award Winner; Dance Co. Owner

Barbara Lucas, '67, Gov./Politics

Senior Vice President, Black & Decker

Marvin Mandel, '39, Arts/Law

Former governor of Maryland

O'donna Mathews, '72, Nutrition

Vice President, Giant Food

William Mayer, '66, Bus. Admin.

Chair, Exec. Comm., Park Ave.

Equity Partners

Mark McEwen, '76, Radio/TV/Film

Anchor, WKMG News 6 Orlando

Tom McMillen, '74, Chemistry

Co-founder, Fortress America Corp.

Mike Miller, '64, Economics

President, Maryland Senate

Paul Mullan, '68, Marketing; '70, MBA

Strategic Partner, Charterhouse Group

International

Renaldo Nehemiah, '81, Radio/TV/Film

U.S. Track & Field Hall of Fame inductee, 1997

Paul Norris, '71, M.B.A.

Non-Executive Chairman, W. R. Grace

Tom Norris, '67, Sociology

Congressional Medal of Honor Winner

Jay Nussbaum, '66, Journalism

Head of Global Sales, Citigroup

Preston Padden, '70, Economics

Executive Vice President, Disney

George Pelecanos, '80, Radio, TV, Film

Novelist



Fred Funk

Robert Pincus, '68, Bus. Admin.

Chairman, Milestone Advisors

Kevin Plank, '97, Business Admin.

Founder & CEO, Under Armour

Jesus Rangel, '78, Journalism

Vice President, sales department, Anheuser-Busch

Robert Ratliff, '58, Industrial Education

Chairman, Massey-Ferguson tractors

Judith Resnick, '77, Electrical Engineering

Second woman in space; died in '86 Challenger explosion

Paul Richards, '91, M.S. Electrical Eng.

NASA Astronaut

Jimmy Roberts, '79, Radio/TV/Film

Reporter, NBC

Mark Rosenker, '69, Radio/TV

Chairman, National Transportation Safety Board

Harvey Sanders, '72, Journalism

Founder, Nautica Enterprises

Ben Scotti, '59, Arts & Sciences

Original syndicator, Baywatch series

Tony Scotti, '61, Arts & Sciences

Original syndicator, Baywatch series

David Simon, '83, Undergraduate Studies

Created TV series Homicide

Harry Smith, '49, Electrical Eng.

Inventor, pulse doppler radar

Robert H. Smith, '50, Accounting

Developer of Crystal City complex

Ed Snider, '55, Accounting

Chairman, Philadelphia Flyers

Michele Snyder, '86, Architecture

Minority Owner,

Washington Redskins

Bert Sugar, '57, Bus. Admin.

Boxing historian

Mark Turner, '78, Urban Studies

President, Steak Escape

restaurant chain

Joe Tydings, '51, Arts-Law

Attorney

Leo Van Munching, '50,

Marketing/Bus. Admin.

Headed one of America's

top import companies

Scott Van Pelt, '88,

Radio, TV, Film

ESPN Anchor

Jim Walton, '81, Radio/TV/Film

President, News Group, CNN

Michael Ward, '72, Marketing

Chairman & CEO, CSX

Pam Ward, '84, Radio/TV/Film

Co-anchor, ESPN and ESPN2

Randy White, '74, P.E.

NFL Hall of Fame inductee, '94

Dianne Wiest, '69, Arts & Sciences

Two-time Academy Award winner

Gary Williams, '68, Marketing

Head coach, University of Maryland men's basketball

Morgan Wootten, '56, Phys Ed.

U.S. Basketball Hall of Fame

Dennis Wraase, '66, Accounting

Chairman, President & CEO, PEPCO Holdings



Carl Bernstein



Connie Chung



Gordon England



Mark McEwen




Bert Sugar



Scott Van Pelt



# PRESIDENT C.D. MOTE JR.



## UNIVERSITY PRESIDENT CALIFORNIA '59 SEVENTH YEAR

In September 1998, C. D. (Dan) Mote, Jr. began his tenure as President of the University of Maryland and Glenn L. Martin Institute Professor of Engineering. He

was recruited to lead the University of Maryland to national eminence under a mandate by the state. Since assuming the presidency, he has encouraged an environment of excellence across the University and given new impetus to the momentum generated by a talented faculty and student body. Under his leadership, academic programs have flourished. In 2005, the University was ranked 18th among public research universities, up from 30th in 1998. President Mote has emphasized broad access to the university's model, enriched undergraduate curriculum programs and launched the Baltimore Incentive Awards Program to recruit and provide full support to high school students of outstanding potential who have overcome extraordinary adversity during their lives.

He has spurred the university to lead the state in the development of its high-tech economy, especially in the information and communication, bioscience and biotechnology, and nano-technology sectors. President Mote has greatly expanded the university's partnerships with corporate and federal laboratories and successfully negotiated to bring to the College Park area the first Science Research Park sponsored by the People's Republic of China. Under his leadership, the University has established a research park, The University of Maryland Enterprise Campus, M-Square, located on a 115-acre site adjacent to the University of Maryland/College Park Metro with 3 million square feet of development potential. Among its first tenants are the Center for Advanced Study of Language, a joint venture of the University and Department of Defense, and the National Oceanic and Atmospheric Administration's new World Weather and Climate Prediction Center.

During President Mote's second year in office, the University began the largest building boom in its history, with more than \$100 million in new projects breaking ground that year. New facilities address every aspect of university life, from the arts to recreation to classrooms and laboratories, and, in creative partnership with the private sector, new residential facilities. Highlights of the construction activity include the stunning Clarice Smith Performing Arts Center; the Comcast Center, a state of the art sports complex; a high tech research greenhouse; and new classrooms for chemistry, computer science, business and engineering. President Mote also led the development of a new Facilities Master Plan for development in the next 20 years, which is noted for its emphasis on environmental stewardship.

Dr. Mote is a leader in the national dialogue on higher education and his analyses of shifting funding models have been featured in local and national media. He has testified on major educational issues before Congress, representing the University and higher education associations on the problem of visa barriers for international students and scholars and on deemed export control issues. He has been asked to serve on a high level National Academies Committee appointed at the request of the Senate Energy Subcommittee of the Senate Energy and Natural Resources Committee to identify challenges to United States leadership in key areas of science and technology and to be a member of the Leadership Council of the National Innovation Initiative, an activity of the Council on Competitiveness. He has served as vice chair of the Department of Defense Basic Research Committee, and is a member of the Council of the National Academy of Engineering. In 2004-2005, he served as President of the Atlantic Coast Conference. In its last ranking in 2002, "Washington Business Forward" magazine counted him among the top 20 most influential leaders in the region.

Prior to assuming the Presidency at Maryland, Dr. Mote served on the University of California, Berkeley faculty for 31 years. From 1991 to 1998, he was Vice Chancellor at Berkeley, held an endowed chair in Mechanical Systems and was President of the UC Berkeley Foundation. He led a comprehensive capital campaign for Berkeley that raised \$1.4 B. He earlier served as chair of Berkeley's Department of Mechanical Engineering and led the department to its number one ranking in the National Research Council review of graduate program effectiveness.

Dr. Mote's research lies in dynamic systems and biomechanics. Internationally recognized for his research on the dynamics of gyroscopic systems and the biomechanics of snow skiing, he has produced more than 300 publications, holds patents in the U.S., Norway, Finland and Sweden, and has mentored 56 Ph.D. students. He received the B.S., M.S. and Ph.D. in mechanical engineering from the University of California, Berkeley. President Mote has received numerous awards and honors, including the Humboldt Prize awarded by the Federal Republic of Germany. He is a recipient of the Berkeley Citation, an award from the University of California-Berkeley similar to the honorary doctorate, and was named Distinguished Engineering Alumnus. He has received two honorary doctorates. He is a member of the U.S. National Academy of Engineering and serves on its Council, and is a member of the American Academy of Arts and Sciences. He was elected to Honorary Membership in the ASME International, its most distinguished recognition, and is a Fellow of the International Academy of Wood Science, the Acoustical Society of America, and the American Association for the Advancement of Science. In Spring 2005, he was named recipient of the 2005 J. P. Den Hartog award by the ASME International Technical Committee on Vibration and Sound to honor lifelong contribution to the teaching and/or practice of vibration engineering.

He and his wife of over 40 years, Patricia Mote, have two married children, Melissa and Adam, and four grandchildren. Patsy Mote has continued her strong support of the arts and is spokesperson for the Clarice Smith Performing Arts Center and a member of Prince George's County Arts Commission.

## UNIVERSITY SYSTEM OF MARYLAND

William Kirwan, Chancellor

Irwin Goldstein, Vice Chancellor for Academic Affairs

Joseph A. Vivona, Vice Chancellor for Admin. And Finance

## UNIVERSITY ADMINISTRATION

C.D. Mote Jr., President

William Destler, Vice President for Academic Affairs,  
Provost

Linda Clement, Vice President for Student Affairs

Jacques Gansler, Vice President for Research

Jeffrey Huskamp, Vice President and Chief Information  
Officer

John Porcari, Vice President for Administrative Affairs

Brodie Remington, Vice President for University Relations

## BOARD OF REGENTS

Adela Acosta

Thomas B. Finan, Jr.

Patricia S. Florestano

R. Michael Gill

Nina Rodale Houghton

Richard E. Hug

Orlan M. Johnson

Clifford M. Kendall

The Hon. Marvin Mandel

Robert L. Mitchell

David H. Nevins

A. Dwight Pettit

Robert L. Pevenstein

The Hon. Lewis R. Riley, ex officio

The Hon. James C. Rosapepe

The Hon. Joseph D. Tydings

Jeremy Horine, Student Regent



**20  
06****MARYLAND****27  
SPORTS****1  
TEAM****FEAR  
THE  
TURTLE!**

# DEBORAH A. YOW

## DIRECTOR OF ATHLETICS • 12TH YEAR AT MARYLAND



Deborah A. Yow has just completed the 11th year of her outstanding tenure as director of athletics at the University of Maryland, a tenure that has seen unprecedented success and achievement in Maryland athletics. Each year has brought continued improvement and accomplishment in Terrapin athletics.

In Yow's 11 years at Maryland, the Terrapins have won a remarkable nine NCAA national championships and graduated its student athletes at an enviable rate as Maryland athletics has soared to sustained new heights.

The comprehensive success of Terrapin athletics under Debbie Yow's leadership is a clear and compelling testimony of her values of excellence, teamwork and accountability.

Likewise, her prior election to the presidency of the National Association of Collegiate Directors of Athletics is an indication of the wide respect with which she is regarded among its 6,100 members representing 1,600 colleges and universities in the U.S. and Canada.

She was honored in December, 2004, by Street and Smith's Sports Business Journal as one of the 20 most

influential people in intercollegiate athletics, and she has received the Carl Maddox Sport Management Award presented by the United States Sports Academy for excellence in athletics administration.

Yow was selected to serve on the U.S. Department of Education's Commission on Opportunities in Athletics to review the status of Federal Title IX regulations. She recently served as the chair of the Atlantic Coast Conference Committee on Television. The committee is charged with overseeing the league's TV contracts and dealing with issues related to television. Yow led the committee during the successful renegotiation of comprehensive, multi-year ACC football and basketball contracts with ABC, ESPN, ESPN2 and syndication entities.

Additionally, she has represented intercollegiate athletics with presentations in a number of prominent settings such as the Harvard University School of Law conference on "Shaping the Future of Collegiate Athletics" and the Street and Smith's Sports Business Journal "National Forum on the Direction of Intercollegiate Athletics." She was also recently inducted into the State of Maryland Women's Hall of Fame.

Yow, who has served on the NCAA Management Council and the NCAA Division I Budget Committee, is a strong and steady voice on behalf of intercollegiate athletics in America.

Since taking over as AD at Maryland in 1994, she and her staff have:

- Transformed Terrapin athletics into a responsive, goal-oriented organization.
- Balanced all 11 of the department's annual budgets (the first balanced budgets in the 10 years prior to her arrival). The budget has now reached \$53 million annually and the multi-million dollar accumulated operating debt which her administration inherited has been eradicated.
- Greatly enhanced the academic support services provided for student-athletes, with an enviable exhausted eligibility graduation rate of approximately 85 percent for student athletes at Maryland.
- Led the Terrapins to a national all-sports ranking in the upper seven percent of all NCAA Division I institutions.
- Significantly expanded marketing and fund-raising efforts on behalf of Terrapin athletics. As a result, private gifts to athletics have increased over 350% and corporate sponsorship revenues have increased by over 300 percent during her tenure at Maryland.
- Continued to dramatically improve venues and facilities for the department's 27 teams. The Comcast Center for men's and women's basketball and other sports that use the facility is a prime example of the dramatic upgrade of athletic facilities.
- Implemented a strategic management model.
- Developed a comprehensive Internet strategy with management, marketing and fund-raising applications.
- Significantly improved customer care in every area of Maryland athletics.

**IN DECEMBER OF 2004, DEBORAH A. YOW WAS NAMED ONE OF THE MOST INFLUENTIAL PEOPLE IN COLLEGE ATHLETICS BY STREET & SMITH'S SPORTS BUSINESS JOURNAL**



*Dr. Yow with former Terp student-athletes Boomer Esiason (left), Bonnie Bernstein (center) and Steve Francis (right).*





The most recent achievements of Maryland athletics are exceptional:

- Maryland was selected by U.S. News & World Report as one of the Top 20 athletic programs in the nation (for overall quality and competitive excellence).
- In men's basketball, the Terps won the Atlantic Coast Conference title over Duke in the championship game in 2004 and won the NCAA National Championship in 2002. Under Coach Gary Williams, the men's basketball team has appeared in 11 of the last 12 NCAA Tournaments, one of only six schools to do so.
- Women's basketball also won its way to the NCAA Tournament in 2004 and 2005, advancing to the second round.
- In football, the Terps won the 2001 Atlantic Coast Conference championship and played in the 2002 Orange Bowl, followed that with an 11-win season and a 30-3 victory over the University of Tennessee in the Peach Bowl, again followed by a 10-win season and a 41-7 win over West Virginia in the Gator Bowl on New Year's Day 2004. Additionally, Maryland is one of only six universities to win a National Championship in both basketball and football (UCLA, Michigan, Michigan State, Syracuse, Ohio State and Maryland).
- Maryland was ranked as the sixth-finest athletic program in the nation by the Laboratory for the Study of Intercollegiate Athletics in 2004, based on comprehensive criteria such as graduation rates, financial efficiency, equity effectiveness and competitive excellence.
- Hired the Associated Press National Coach of the Year, Brenda Frese, as the new women's basketball coach. In her third season at the helm, her team drew more than 17,243 to a regular-season game and advanced to the NCAA Tournament.
- Hired Dave Cottle, the third-winningest active men's lacrosse coach in the U.S., who guided his team to the NCAA Final Four in his second year.
- Field Hockey played for the National Championship in 2001 and continues to be a Final Four team.
- Women's Lacrosse has continued its winning ways with seven national championships from 1995-2001, with additional Final Four appearances.
- Football facilities have been significantly enhanced with team house, stadium and practice field upgrades. The Academic Center was the first improvement, as it took priority over all other initiatives.
- The Terrapins have moved into the new \$125 million Comcast Center, housing athletic department offices and seating for 18,000 fans for basketball and other events.
- In 2004-05, 13 Maryland teams competed in NCAA postseason play.
- The productivity, morale, and the competitive and academic achievement of Terrapin athletics are exceptional and continue to gain momentum.



*Debbie Yow is in her 12th year as Maryland's athletics director.*

Regarding the many achievements of Terrapin athletics over the past 11 years, Yow says, ***"We are pleased, but we are not satisfied... our vision is to be one of the Top 5 programs in the nation consistently... we see no reason to settle for less."***

Yow is known for her goal-oriented and proactive management style. She consistently inspires and challenges those around her to ***"raise our sights and sharpen our tools... to work hard and smart... to recognize that our only limitations are those that we place upon ourselves."***

As a manager and a leader, she clearly models these principles. She is the only known current AD in NCAA Division I who has hired both the National Coach of the Year in football (while at Maryland) and the National Coach of the Year in men's basketball (while at Saint Louis University). Yow is known as "a coach's AD," while also being highly organized and a strategic and proactive leader and administrator. Quite simply, Debbie Yow personifies the relational and management dynamics that are necessary to be an excellent administrator.

A successful former basketball coach at the University of Kentucky and University of Florida, she moved into athletics administration at the University of Florida and the University of North Carolina, Greensboro, followed by a successful tenure as AD at Saint Louis University from 1990 through 1994.

She has authored numerous articles and books on athletics management and human behavior, and is a respected leader in intercollegiate athletics in the United States.

Reflecting on the status of the Terrapin men's basketball program, Maryland's Director of Athletics points out, "Our men's basketball team has become one of America's premier collegiate programs under the leadership of Coach Gary Williams and his staff. We are one of only six institutions to advance to the NCAA postseason tournament in 11 of the past 12 years."

Summing up the entire Maryland athletics program, our athletics director recently stated, "We have the finest student-athletes, coaches, support staff and administrative team in America. It is because of their courage, hard work and cooperative spirit that we now have a strong, viable athletic program. I am immensely proud of each of them. I am equally proud of our Terrapin fans who buy tickets, our Terrapin Club members who faithfully support the Maryland athletic program with their donations for scholarships, and the M Club members who serve and give liberally. We are also blessed with a terrific President, Dr. Dan Mote, who has fostered a mindset of excellence across our institution. He is a strong and balanced advocate for what he calls 'the three A's of the University -- Academics, the Arts and Athletics'. We have a great Terrapin family. That's the foundation for all of our success... and the basis for our bright future. It's a great time to be a Terp."



# ATHLETICS ADMINISTRATION



## KATHLEEN WORTHINGTON EXECUTIVE SENIOR ASSOCIATE ATHLETICS DIRECTOR

Kathleen Worthington was named associate athletics director for internal operations in May 1999, and promoted to executive senior associate athletics director in September 2002. She came to Maryland from Morehead State University, where she had served as associate athletics director since February 1998 after spending two years as an assistant athletics director.

At Maryland, Worthington is responsible for supervision of the department's daily operations including all internal operations, academic support, media relations, facilities and events, personnel and compliance.

During her time at Morehead State, her primary focus was business operations, policy development, and strategic planning. Prior to Morehead State, Worthington spent two years as the assistant to the AD at the University of Wisconsin-LaCrosse.

She earned her bachelor's degree in mass communications from the College of Notre Dame in Maryland in 1985. She earned a master's degree in public relations from Syracuse and a master's in athletics administration from Wisconsin-LaCrosse.

In April of 2004, Worthington was appointed a member of the NCAA Division I Academics, Eligibility and Compliance Cabinet. On July 1, 2004, she will begin a four-year term as member of this Cabinet. She was inducted into College of Notre Dame's Athletic Hall of Fame in 1997 and in 1999 was named an NCAA Leadership Fellow. In 1996, she earned the Graduate Student Achievement Award from University of Wisconsin-LaCrosse.



## JOE HULL SENIOR ASSOCIATE ATHLETICS DIRECTOR/EXTERNAL OPERATIONS

Joe Hull is in his eighth year at the University of Maryland following 12 years in various athletic fund-raising, ticketing and marketing capacities at North Carolina State University.

Hull was promoted to senior associate athletics director for external operations in June 2002 after serving in that role on an interim basis during the previous year. At Maryland, he oversees all fund-raising efforts for the Terrapins' athletic program. During his tenure, athletic fund-raising has dramatically improved and has increased by over 500 percent. Hull also serves as sport supervisor for the men's and women's tennis teams and is currently working on a project to expand and enhance Byrd Stadium.

Hull served as the project manager for the Comcast Center, the university's extraordinary new arena that opened in October 2002. His duties relevant to the arena process included coordinating the efforts to find a naming gift, designing and managing a capital campaign to help fund arena construction, and working with the architects, construction manager and Maryland Stadium Authority to design and build the arena. Hull has also supervised the compliance, marketing and media relations units.

Prior to his arrival in College Park, he was associate director of the NC State Student Aid Association (Wolfpack Club), which raises more than \$8 million annually for athletic scholarships from its more than 15,000 members/contributors. The Wolfpack Club also was responsible for raising more than \$50 million for the construction of a 20,000-seat sports arena through a campaign designed by Hull.

Hull earned his bachelor's degree in business management from NC State University in 1978 and played four years of collegiate golf for the Wolfpack while earning ACC Honor Roll status. He also earned a law degree from Campbell University in 1981 and a master's in sports administration from Ohio University in 1985.

His wife, JoAnn, formerly served as an assistant attorney general for the state of North Carolina. They have a daughter, Josie, and a son, Josh.



## LARRY LECKONBY SENIOR ASSOCIATE ATHLETICS DIRECTOR/ BUSINESS & FINANCE/CHIEF FINANCIAL OFFICER

Larry Leckonby begins his fourth season at the University of Maryland as the Chief Financial Officer for the Athletics Department. As the department's CFO, he manages the athletic department's annual \$46.8 million operating budget, capital projects and long-range financial forecasting.

In addition, he is the sport supervisor for women's basketball, assists the Athletic Director with men's basketball and football, and supervises the athletic business office, athletic ticket office and information technology. He is also responsible for coordinating departmental construction projects, which have included expansions to the Gossett Football Team House, new grass and field turf practice fields and the Field Hockey and Lacrosse Complex. He also serves on several campus committees including the University Finance Committee and the University Facilities Advisory Committee.

For his endeavors, Leckonby received the Outstanding Senior Associate Athletic Director Award from the All-American Football Foundation in 2005.

Leckonby came to Maryland after serving as the senior associate director of athletics at the University of Houston for five years. At Houston, Leckonby was responsible for the daily administration of the department and specific areas involving finance, planning, fund-raising and marketing. He also served as interim AD for six months in 2001 and 2002.

Prior to his arrival at Houston in January 1998, Leckonby served as the associate AD for business affairs at Boston College for four-and-a-half years (1993-98), and the assistant AD for finance and operations at Old Dominion University for five years (1988-93). He was the ticket manager and assistant business manager at Boston University from 1982 to 1988, after beginning his athletics business career at the University of Massachusetts (Amherst) where he was an administrative assistant to the business manager beginning in 1981. In addition, he has served as the assistant men's lacrosse coach at Duke University and the University of Massachusetts, as well as the head men's club lacrosse coach at Boston University.

A former lacrosse player at Duke University, he graduated with a bachelor's degree in management science in 1979. He earned a master's degree in sport management from the University of Massachusetts in 1983. Besides serving on numerous finance and planning committees during his career, he also has helped direct several NCAA and conference championships including NCAA Baseball Super Regional events in 1999, 2000 and 2002. Leckonby is an active member of the College Athletic Business Managers Association. He also currently serves on the ACC Women's Basketball Committee.

He and his wife, Cris, have two daughters, Hunter and Katie, and a son, Liam, and reside in College Park.



## MICHAEL LIPITZ SENIOR ASSOCIATE ATHLETICS DIRECTOR/ADMINISTRATION

Michael Lipitz is in his seventh year with Maryland Athletics and was promoted to senior associate athletics director in June of 2004.

Lipitz works closely with the athletics director in managing the day-to-day operations of the athletics program. He supervises the marketing and licensing unit, video unit and serves as the department's liaison to Maryland's marketing rights holder, Terrapin Sports Marketing. He also oversees the Terps wrestling and women's golf programs.

Lipitz takes a lead role in numerous special initiatives, such as the launch of FridgeTV.com, the creation of Maryland Women's Basketball: Under the Shell, the development of online student ticket distribution, and the athletic department's successful recertification via the second-cycle of the NCAA Division I Athletic Certification Self-Study. He also serves as the department's liaison to Dr. Charles Wellford, Faculty Athletics Representative, the Student-Athlete Advisory Council, the University Sportsmanship Committee and other campus constituencies.

Lipitz was a four-year varsity starter and two-year co-captain on the Terrapins' men's tennis team. He graduated with a degree in government and politics and dual concentrations in English and political leadership. Before returning to Maryland, Lipitz earned his law degree from Villanova Law School, where he specialized in domestic relations.





**DOUG DULL**  
**ASSOCIATE ATHLETICS DIRECTOR/  
MEDIA RELATIONS**

Doug Dull returned to his alma mater in June 2003 to assume the duties of associate athletics director for media relations. Dull directs the media relations staff and coordinates communications and media relations functions for all 27 sports within the department.

Before coming to Maryland, Dull spent three years as the sports information director at Kansas State University, where he was primarily responsible for the nationally ranked football and track programs.

Prior to that, he was as assistant athletics director for media relations at the University of California, Davis, and at Chico State University in northern California. A member of the Football Writers Association of America and the Track and Field Writers Association of America, Dull is also active in the College Sports Information Directors of America, having served two terms on its national board of directors and currently serving as the 1,800-member organization's first vice president.

A native of Smithsburg, Md., Dull began his career as a sports writer and sports editor at the Herald-Mail newspapers in Hagerstown. He is the recipient of a number of writing and design awards both in the newspaper and collegiate sports information realms.

A 1981 graduate of the University of Maryland, he holds a bachelor's degree in individual studies with a concentration on sports administration.



**RANDY EATON**  
**ASSOCIATE ATHLETICS DIRECTOR/  
BUSINESS**

Randy Eaton was named Associate Athletics Director for Business in June 2003, after three years as the Associate Athletics Director for Facilities, Operations and Special Events at the University of Houston. Eaton is responsible for overseeing all aspects of the Terrapin athletics business office.


Eaton has over 15 years of experience in ticket office and business operations in collegiate athletics, having spent time at Texas A&M University-Corpus Christi, East Tennessee State University, Ohio State and UT-San Antonio.

While at East Tennessee, Eaton served in various capacities as Athletic Business/Ticket Manager, Associate Athletic Director for Compliance, Associate Athletics Director for Business Operations and Interim Director of Athletics. He was in charge of all components of internal operations and was accountable for all departmental budgets and oversaw event management and event staff.

Eaton was also the Director of Ticket Operations for the Ohio Glory of the World League Football, where he supervised the front office staff and was responsible for all aspects of the team's ticket operations.

Eaton earned a BBA in business administration from UT-San Antonio in 1990 and a master's of arts degree in sports administration from Ohio State in 1992.

He and his wife, Jeannette, are parents of a 19-year-old daughter, Alex, who is a sophomore at Maryland.



**SHAWN FLYNN**  
**ASSOCIATE ATHLETICS DIRECTOR/  
INTERNAL OPERATIONS**

Shawn Flynn is in his fourth year as associate athletics director for internal operations. He is responsible for overseeing men's lacrosse, men's soccer, men's and women's track and field men's and women's cross country, and women's water polo.

An active administrator at the conference and national levels, Flynn is currently the Vice Chair of the ACC men's soccer committee and the Chair of the ACC men's lacrosse committee. In 2005 he begins a four-year term on the NCAA men's lacrosse committee. In 2004 he served as Chair of the ACC men's and women's swimming and diving committee.

Flynn came to Maryland in 1988 as a graduate assistant for Intramurals and Sports Clubs with Campus Recreation Services. In 1990 he was hired as the Campus Recreation

Coordinator for Facilities and Sports Clubs. In that role he administered a 25-club Sport Club Program in addition to establishing a First-Aid/CPR program. In 1994 his responsibilities expanded when he was promoted to assistant director for facilities and sports clubs.

Two years later Flynn was promoted to associate director for facilities. He played an integral role in the development, opening and operation of two major facility initiatives, the Campus Recreation Center and Ritchie Coliseum. Flynn served as the department liaison with various campus departments and worked with university committees and working groups. Flynn was the event director for the 1999 and 2000 FINA United States Swimming World Cup.

In addition to his work at Campus Recreation Services, Flynn served as the site director for the Nationals Futures Tournament/Super Camp for the United States Field Hockey Association since 1996. He was also a member of the 2000 U.S. Swimming Olympic Trials event team and has assisted the Washington Regional 2012 Coalition.

Flynn earned his bachelor of arts degree in business/economics from the University of Pittsburgh at Johnstown in 1988. He went on to earn a master's in kinesiology with a concentration in sport management from the University of Maryland in 1992.

Flynn and his wife Debbie have two children, Shane and Matthew.



**JAMES GREENWELL**  
**ASSOCIATE ATHLETICS DIRECTOR/  
OPERATIONS AND FACILITIES**

James Greenwell joined the Terrapins in August 2005 as the Associate Athletics Director for Operations and Facilities.

Greenwell, who has more than 14 years of experience in managing facilities on the Division I level, comes to Maryland from the University of Central Florida. For the Terrapins, he will be responsible for overseeing Maryland's multiple athletics complexes, including Byrd Stadium, Comcast Center and all other athletics venues, including turf and fields maintenance.

While at UCF, he was charged with overseeing all athletic facilities and events. During his tenure there, Greenwell was instrumental in the coordination and completion of several construction projects, including the UCF Softball Stadium, Jay Bergman Field and the Planning of a 10,000 seat Convocation Center.

Prior to his time at UCF, Greenwell served as the Coordinator of Operations for the Bartow Arena at the University of Alabama at Birmingham (UAB). A member of the 24th Infantry Division (US Army) from 1986 to 1990, Greenwell received his bachelor's of arts degree in political science from UAB in 1996.

Greenwell and his wife Casey have a 7 month old son, Dane.



**DAVE HAGLUND**  
**ASSOCIATE ATHLETICS DIRECTOR/  
VARSITY SPORTS**

Dave Haglund is in his eighth year on the University of Maryland athletic staff and his third as associate athletics director for varsity sports. He joined the University of Maryland athletic staff in January of 1998 following a 16-year career in the sports information office at Fresno State University.

In June 2003, after 5 1/2 years as the associate athletic director for media relations, he took over as associate athletic director for varsity sports and championships coordinator. Haglund is the sport supervisor for volleyball, baseball, men's golf, gymnastics, softball and competitive cheer in addition to overseeing the sports medicine and strength and conditioning units. In addition, he coordinates ACC and NCAA championship events hosted by the university.

A 1981 graduate of Oregon State University, Haglund began his sports information career as an assistant SID at Fresno State in 1981 and was elevated to sports information director in 1996. During the course of his career at Fresno State, he served as the primary contact person for the Bulldogs' Division I football, basketball, baseball and soccer programs. He also served as information director of the California Bowl (1982-83) for two years.

Haglund and his wife, Cindy, are the parents of two children: Samantha and Matthew





**CHERYL HARRISON**  
**ASSOCIATE ATHLETICS DIRECTOR/  
EXTERNAL OPERATIONS**

Cheryl Harrison, who has served in various fundraising positions since joining Maryland Athletics in June of 1996, is associate athletics director for external operations.

Harrison is responsible for overseeing units within development operations, including capital campaign and major gift fund raising, the M Club and the Walk of Fame and History.

Harrison came to Maryland in 1996 as the assistant director of major gifts. In July 1997 she was promoted to director of advancement projects and was again promoted in September 1999 to director of development for major gifts. She became the interim assistant AD for external operations in August 2001, and was named permanently to that position in July 2002. Since her arrival at Maryland, capital campaign gifts have increased by over 300 percent. Harrison planned and implemented campaigns to provide funding to capital projects including the Comcast Center and the expansion and renovation of the Gossett Football Team House. She managed day-to-day activities of the Building Partners Campaign for the Comcast Center that surpassed its \$20 million goal. Harrison is the fund raising coordinator for the Fear the Turtle Campaign, the department's effort to raise \$1.2 million in scholarship funds for the eight men's teams that do not have full scholarship funding. Harrison also supervises Terrapin Club travel and event arrangements for post-season games.

Prior to her arrival at Maryland, Harrison served as the director of alumni affairs at Winston-Salem State University for nine years.

Harrison graduated from Winston-Salem State University in 1982 with a bachelor of arts in business administration with a concentration in information systems.



**TROY TUCKER**  
**ASSOCIATE ATHLETICS DIRECTOR/  
ADMINISTRATION**

Troy Tucker joined the Terrapins in August 2004 as the Associate Athletics Director for Administration after spending the previous 12 years as the Director of Athletics at Jamestown Community College, D'Youville College and most recently, Herkimer County Community College. In his role at Maryland, Tucker oversees the women's soccer, field hockey and swimming programs in addition to supervising the Media Relations Unit.

During his tenure at Herkimer from 1999-2004, Tucker operated the 21-sport, nationally competitive program with a balanced budget. He also oversaw the renovations of nine different facilities. Under Tucker's direction, Herkimer earned three-consecutive top-10 finishes in the Region III Director's Cup and finished 2003-04 ranked fifth among junior college athletic programs in the nation by NATYCAA Pepsi Cup. Three teams won five NJCAA National Championships and four won 13 regional titles. His teams also earned eight NJCAA Academic Team of the Year awards with the women's swimming & diving squad garnering the honor three times.

Prior to his tenure at Herkimer, Tucker was the Director of Athletics and Head Men's Basketball Coach at D'Youville College in Buffalo, N.Y., from 1996-99. While there, he headed the expansion of the athletics program from three to 11 teams, and was named National Athletic Director of the Year in 1998. At his arrival, Tucker oversaw the department's move to NCAA Division III status.

While serving as Director of Athletics at Herkimer, Tucker was also the Head Men's Basketball Coach for four seasons before becoming an Associate Dean in his final year. During the 2000-01 campaign, he was named Coach of the Year after his squad qualified for the Region III Championships for the first time in seven years, winning its first-round game.

A native of Scio, N.Y., Tucker began his collegiate career as an administrator at Jamestown-Olean Community College where he served from 1992-96. During his time there, he helped initiate the college's athletic program and was also the Jaguars' Head Men's Basketball Coach for a year.

Tucker is a 1991 graduate of SUNY Geneseo where he earned a bachelor of science in business. In 1992, he earned his master's from Springfield in athletics administration. Tucker and his wife, Rhonda, have a son, Griffin, and a daughter, Haley.



**DARRYL CONWAY**  
**ASSISTANT ATHLETICS DIRECTOR/  
SPORTS MEDICINE**

Darryl Conway was hired in June 2004 as Maryland's assistant athletics director for sports medicine after spending three years as the head athletic trainer at the University of Central Florida. Conway will oversee all medical and athletic training operations for the Terrapins' 27 varsity athletic programs.

Conway, who has been an athletic trainer at both the collegiate and professional levels, comes to the Terrapins after serving as head athletic trainer at the University of Central Florida for three years. There he was the head trainer for the Golden Knight football squad, while supervising the assistant trainers, graduate assistants and student assistants who provide training coverage of Central Florida's 17 varsity sports. At UCF, Conway was responsible for overseeing the compilation and input of daily medical records, the computerized injury surveillance program and the NCAA injury surveillance system. He served as a clinical instructor/field experience supervisor for athletic training students, assisted in the development of marketing and fundraising projects for the sports medicine department and served as the site coordinator for the NCAA drug testing program at UCF.

Prior to his position at Central Florida, Conway served as the Director of Sports Medicine at the University of Northern Iowa, working as the head trainer for the Panthers' football and men's basketball teams from 1999 to 2001. He was the head athletic trainer at Morgan State University in Baltimore for one season and was an assistant trainer and professor at Delaware, his alma mater, for two years. From 1993 to 1996, Conway was an assistant trainer with the NFL's New York Jets.

Conway earned a bachelor's degree in physical education studies, magna cum laude, from the University of Delaware in 1993, before receiving a master's degree in physical education and a certificate in sports management from Adelphi University two years later.

Conway has taught numerous collegiate courses related to athletic training, has made numerous presentations and has co-authored several scholarly publications and book chapters. He has been a member of the National Athletic Trainers' Association (NATA) since 1989, and is also a member of the United States Weightlifting Federation.

Conway and his wife, Tracy, have a son, Michael.



**JONATHAN EVANS**  
**ASSISTANT ATHLETICS DIRECTOR/  
EXECUTIVE DIRECTOR, TERRAPIN CLUB**

Jonathan Evans was named Assistant Athletics Director/Executive Director of the Terrapin Club in May 2004. Evans came to Maryland after serving as the Assistant Athletics Director for Development at Bucknell University since February 2003. He had also served as Assistant Athletics Director for Ticket Operations and Donor Relations and in several other capacities at the University of California, at Berkeley from 1998 to 2003.

Evans oversees the Terrapin Club, raising funds to cover the cost of student-athlete scholarships on an annual basis. He also oversees the identification and solicitation of prospects to increase membership in the Terrapin Club from its current base of 8,000 members.

While at Bucknell, Evans helped facilitate an increase in giving by 35 percent during his year-long stint. He solicited gifts for annual, capital and endowment purposes, worked with the Bison Club Board and served as a liaison between university relations and athletics.

Prior to his position at Bucknell, Evans spent five years at Cal, serving in several capacities that involved intercollegiate athletics development and ticket operations. While at Berkeley, Evans was part of a team that increased annual giving by 31 percent while completing a \$36 million capital campaign.

Evans earned a bachelor's degree in business administration from Humboldt State University in Arcata, Calif., before receiving a master's degree in sport management from Appalachian State University.

Evans and his wife, Madeline, reside in Crofton, Md.





MEN'S  
**Bb**  
BASKETBALL



## ANTON GOFF

### ASSISTANT ATHLETICS DIRECTOR/ ACADEMIC SUPPORT & CAREER DEVELOPMENT

Anton Goff was named assistant athletics director for the Terrapins' Academic Support and Career Development Unit (ASCDU) in June 2004. Goff, who served as an ASCDU assistant director from 1998 to 2001, returned to Maryland after four years as the Associate Director of Student-Athlete Support Services at Michigan State.

Goff is responsible for leading the Terps' academic support unit in providing quality developmental programs and need-based services that enhance academic progress, facilitate career development and encourage the psychosocial growth of all student-athletes.

While at Michigan State, Goff served as the academic coordinator for the Spartan football team, where he was responsible for tracking the student-athletes' classroom efforts and monitoring progress toward their degrees in compliance with NCAA and Big Ten regulations. Goff was responsible for overseeing the tutoring programs and study table at MSU and coordinated a faculty/staff mentorship program. Goff supervised four full-time academic counselors/learning specialists, graduate students and several undergraduate tutors.

Prior to his tenure at MSU, Goff provided academic support for Maryland men's basketball, men's and women's track, men's and women's soccer and softball programs from 1998 to 2001. During his first stint in College Park, Goff was instrumental in the development of the Terrapin Student-Athlete Handbook and the implementation of educational programs concerning alcohol and drug abuse, academic integrity, gender violence and human diversity.

Goff earned a bachelor's degree in the administration of justice from Virginia Commonwealth University in Richmond in 1991, before receiving a master's degree in the same discipline from VCU two years later.



## STEVE SCHOFIELD

### ASSISTANT ATHLETICS DIRECTOR/COM- PLIANCE

Steve Schofield is in his first season with the University of Maryland as the assistant athletics director for compliance. His duties include directing the Terrapins' office that monitors and educates the athletics department in matters of NCAA rules compliance, eligibility and financial aid for all 27 intercollegiate sports at the university.

He came to Maryland after two years as the assistant director of compliance at the University of Minnesota. There he advised the Golden Gophers' coaches and staff members on NCAA and Big Ten Conference rules interpretations, and assisted with Minnesota's compliance efforts for more than 700 student-athletes. While at Minnesota, he co-taught a graduate level course in compliance and governance.

Prior to Minnesota, Schofield worked as a graduate assistant at Arizona State, where he was also involved with a number of compliance office functions. He also served in the compliance offices at Cornell and at Northern Iowa, where he was a student assistant.

Schofield has a bachelor's degree from Northern Iowa, earned in 2000. He also has a master's in higher and postsecondary education from Arizona State.



## KEVIN GLOVER

### DIRECTOR OF CHARACTER EDUCATION

A name that will be familiar to Terp and local NFL fans alike, Kevin Glover is in his second season with the Terrapins as the school's first-ever Director of Character Education.

As it relates to the Maryland football program, Glover will be a liaison between the team and the National Football League, taking care of all dealings regarding scouts and agents. He will also, however, serve the university's other varsity sports programs, helping provide developmental programs and appropriate speakers on topics of interest to each team and their growth, collectively and individually.

A first team All-American (The Sporting News) at Maryland in 1984 and a member of the Maryland Athletics Hall of Fame, Glover was a second-round selection of the Detroit Lions in 1985. He anchored a line that helped Barry Sanders to 2,053 yards in 1997 and ultimately saw Glover earn three trips to the Pro Bowl. He was his team's NFL Player Association Representative for six seasons and was ultimately elected to serve on that organization's Executive Committee for two years.

An active speaker in local youth and church organizations, Glover and his wife, Cestaine, reside in Columbia, Md., and have three children: Maya, Matthew and Zaria.



## DR. CHARLES WELLFORD

### FACULTY ATHLETICS REPRESENTATIVE

Dr. Charles F. Wellford, professor and chair of the Department of Criminology and Criminal Justice, is in his 10th year as the University of Maryland's faculty athletics representative. In this role, he represents the University of Maryland and its faculty in the institution's relationships with the NCAA and Atlantic Coast Conference. Dr. Wellford also serves as director of the Maryland Justice Analysis Center.

He served as president of the Atlantic Coast Conference for the 1999-2000 academic year, and has chaired the University of Maryland's Athletic Council since 1995-96. He previously served on the Athletic Council from 1986-89 and 1992-95.

At the University of Maryland, Dr. Wellford has been involved in a variety of leadership roles. He was interim associate provost for research and for continuing education. He is chair of the law and justice committee at the National Academy of Sciences.

He serves on numerous state and federal advisory boards and commissions, and is a past (1995-96) president of the American Society of Criminology (ASC).

Dr. Wellford received his bachelor's and master's degrees from the University of Maryland and his Ph.D. from the University of Pennsylvania.



**MARYLAND**  
The Official Site of Terrapin Athletics

Store | Tickets | Schedules | Terrapin Club | Travel | Facilities | Radio/TV | Audio/Video

**Basketball**

Schedule/Results | Roster/Bios | News | Archives

**9/23/05**  
Maryland Madness Opens Basketball Season  
Maryland Madness festivities are planned for Friday evening, Oct. 14, with doors at 6:30 p.m. Fans are invited to join coaches Gary Williams and Brenda Frese and the "Voice of the Terps" Johnny Holliday, as Maryland ushers in the season with a night of giveaways, special performances, a late-night show and intrasquad scrimmages. (more)

**9/23/05**  
Williams Heads Into Terps' Hall of Fame  
11-Year NBA star to be inducted Sept. 30

**9/23/05**  
Terps Announce 2005-06 Men's Basketball Schedule  
Play 15 opponents that reached postseason, 14 games on national TV

**9/24/05**  
Williams on List of Classy Side of Basketball  
Maryland noted for community service by CBS SportsLine.com

**9/25/05**  
Men's Basketball Ticket Renewal Forms Mailed Around Sept. 5  
Will be mailed to Terrapin Club season-ticket holders

**9/25/05**  
Former Terp Savinac Justifies Signs With Pacers

# UMTERPS.COM

YOUR BEST SOURCE FOR  
INFORMATION ON  
UNIVERSITY OF  
MARYLAND  
ATHLETICS.

**NEWS SPORTS**

Baseball  
Cross Country  
Football  
Golf  
Hockey  
Lacrosse  
Soccer  
Swimming  
Tennis  
Track & Field  
Volleyball  
Water Polo

**WOMEN'S SPORTS**

Baseball  
Basketball  
Cross Country  
Football  
Golf  
Hockey  
Lacrosse  
Soccer  
Swimming  
Tennis  
Track & Field  
(Indoor & Outdoor)  
Volleyball  
Water Polo

**TERPS ATHLETICS**

Baseball  
Basketball  
Cross Country  
Football  
Golf  
Hockey  
Lacrosse  
Soccer  
Swimming  
Tennis  
Track & Field  
(Indoor & Outdoor)  
Volleyball  
Water Polo

**BA SPORTS Meet**  
Tentative

**Gary Williams**  
Radio show

**ACC**

**ACC**



20  
06

MARYLAND

27  
SPORTS1  
TEAMPEAK  
THE  
TURTLE!

# ATHLETICS STAFF DIRECTORY

## DIRECTOR'S OFFICE

Athletics Director	Deborah A. Yow	314-7075	
Executive Administrative Assistant	Denise O'Rourke	314-7075	dorourke@umd.edu
Executive Sr. Assoc. Athletics Director/SWA	Kathleen Worthington	314-7078	kworthing@umd.edu
Administrative Assistant	Kim Bianchini	314-8678	kbianchini@umd.edu
Senior Assoc. Athletics Director/External Ops	Joe Hull	314-7035	johull@umd.edu
Administrative Assistant	Jeanne Welch	314-6999	jwelch@umd.edu
Senior Assoc. Athletics Director/CFO	Larry Leckonby	314-7046	leck@umd.edu
Senior Assoc. Athletics Director/Administration	Michael Lipitz	314-7171	mlipitz@umd.edu
Associate Athletics Director/Internal Ops	Shawn Flynn	314-7162	sflynn@umd.edu
Associate Athletics Director/Varsity Sports	Dave Haglund	314-9433	haglund@umd.edu
Associate Athletics Director/Administration	Troy Tucker	314-1325	ttucker@umd.edu
Athletics Administration Asst. to Senior Staff	Ryan Bowles	314-7083	rbowles@umd.edu
General Assistant	Joyce Taylor	314-0997	jtaylor2@umd.edu
Director of Human Resources	Lisa Lepore	314-1967	lmlepore@umd.edu

## ACADEMIC SUPPORT & CAREER DEVELOPMENT

Assistant AD/Academic Support & Career Dev.	Anton Goff	314-7040	agoff@umd.edu
Associate Director	Heather Arianna	314-7037	hlowe@umd.edu
Associate Director	Don Pearman	314-7042	dap@umd.edu
Associate Director	Dena Freeman-Patton	314-9662	dftatton@umd.edu
Assistant Director	Michael Heflin	314-7038	mheflin@umd.edu
Academic Counselor	Laura Meckley	314-7044	lmeckley@umd.edu
Academic Counselor	Kim Walz	314-7039	kwalz@umd.edu
Academic Counselor	Natasha Criss	314-7316	ncriss@umd.edu
AEP Director	Trina Kudlacek	314-9990	kudlacek@umd.edu
Learning Specialist	Dahlia Levin	314-9291	dlevin@umd.edu
Learning Specialist	Kim Cochrane	314-2797	cochrane@umd.edu
Program Coordinator	Sharon Staples	314-1845	sstaples@umd.edu
Graduate Assistant	Anita Sanyal	314-9291	asanyal@umd.edu
CHAMPS Graduate Assistant	Bryan Vitagliano	314-6444	bvtg@umd.edu
Administrative Assistant	Lauren Gray	314-7043	lgray@umd.edu

## BUSINESS OFFICE

Associate Athletics Director/Business	Randy Eaton	314-7048	reaton5@umd.edu
Asst. Business Manager	Jennifer Tarr	314-7437	jroche@umd.edu
Business Office Coordinator	Kathy Lynch	314-9532	lynch@umd.edu
Office Supervisor	Phyllis Wallace	314-7050	pwallec1@umd.edu
Administrative Assistant	Lon Panko	314-9214	lpanko@umd.edu

## COMPLIANCE

Asst. Athletics Director/Compliance	Steve Schofield	314-7081	schof@umd.edu
Compliance Coordinator	Kel Cunningham	314-8325	kunning@umd.edu
Compliance Coordinator	Kelly Bickham	314-7619	bickham@umd.edu
Director of Character Education	Kevin Glover	314-9289	kglover@umd.edu

## DEVELOPMENT

Assoc. Athletics Director/External Operations	Cheryl Harrison	314-6687	ckharris@umd.edu
Administrative Assistant	Beth Deskins	405-0729	deskins@umd.edu
Director of Major Gifts	Cooper Jones	314-7073	ajones@umd.edu
Director of Major Gifts	Darryl Hill	314-7014	dahill@umd.edu
Administrative Assistant	Lynne Pollard	314-7020	lpollard@umd.edu
Director of M Club/Walk of Fame & History	David Diehl	314-5372	ddiehl@umd.edu
Administrative Assistant	Dotti Warren	314-7020	dwarren@umd.edu
Asst. A.D./Exec. Dir., Terrapin Club	Jonathan Evans	405-0735	jevans22@umd.edu
Associate Dir., Terrapin Club	Julie Potter	314-7077	potter@umd.edu
Gift Processor	Jennifer Evey	314-7032	jevoy@umd.edu
Administrative Assistant	Patty Curran	314-7020	pcurran@umd.edu

## EQUIPMENT

Head Manager	Ron Ohringer	314-7331	ro12@umd.edu
Assistant Manager	John Bowie	314-6647	jb205@umd.edu
Assistant Manager	Al Tiffany	314-7130	atiff@umd.edu
Assistant Manager	Tim Ahner	314-7110	tahner@umd.edu
Assistant Manager	Jim Knight	314-9776	jknight2@umd.edu

## GROUNDS STAFF

Sports Turf Manager	Rob Anthony	314-5357	ranthony@umd.edu
Assistant Manager	Eric Prunty	314-7383	rprunty@umd.edu

## INFORMATION TECHNOLOGY

Director of Information Technology	Lisa Packett	314-7049	lpackett@umd.edu
Systems Assistant	Reza Lubis	314-7308	ralubis@umd.edu

## MARKETING

Marketing Director	Brian Ullmann	314-5252	ullmann@umd.edu
Assistant Marketing Director	Brett Tillet	314-1517	btillet@umd.edu
Asst. Director/Trademark & Licensing	Joe Ebaugh	314-1203	jebaug@umd.edu
Marketing Assistant	Nick Lofaro	314-7071	nlofaro@umd.edu
Administrative Assistant	Adrienne Burrows	314-7072	adrienne@umd.edu

## MEDIA RELATIONS

Associate Athletics Director/Media Relations	Doug Dull	314-7064	ddull@umd.edu
Associate Media Relations Director	Greg Creese	314-7065	gcreese@umd.edu
Asst. Media Relations Dir./Publications Cord.	Patrick Fischer	314-7062	pfischer@umd.edu
Assistant Media Relations Director	Jamie Zeitz	314-8052	jzeitz@umd.edu
Assistant Media Relations Director	Natalia Ciccone	314-7063	nciccone@umd.edu
Assistant Media Relations Director	Adam Zundell	314-7066	azundell@umd.edu
Media Relations Coordinator	Kelly Bramble	314-7064	kbramble@umd.edu
Media Relations Assistant	Mike Gerton	314-8093	mgerton@umd.edu
Media Relations Assistant	Carrie Bittman	314-7068	cbittman@umd.edu
FAX		314-9094	

## OPERATIONS & FACILITIES

Assistant Athletics Director/Ops. & Facilities	James Greenwell	314-7125	jgreenw1@umd.edu
Assistant Director of Operations	Tom Divan	314-7127	tdivan@umd.edu
Assistant Director of Operations	Scott Sargent	314-9729	ssargent@umd.edu
Assistant Director of Operations	Nick Morrow	314-7128	morrow@umd.edu
Administrative Assistant	Patty Benfield	314-7126	pbenfel@umd.edu
Operations Intern	Nick Malehorn	314-6680	malehorn@umd.edu

## SPORTS MEDICINE

Assistant Athletics Director/Sports Medicine	Darryl Conway	314-2663	dconway@umd.edu
Head Athletic Trainer/Football	Bryan Matson	314-3289	bmatson@umd.edu
Head Athletic Trainer	Sandy Worth	314-3281	sw42@umd.edu
Assistant to A.D., Men's Basketball	J.J. Bush	314-7132	jbush@umd.edu
Associate Head Trainer	Matt Charvat	314-9901	charvat@umd.edu
Assistant Trainer	Deanna Bennett	314-7137	dbennett@umd.edu
Assistant Trainer	Terrence Gee	314-8650	tgee1@umd.edu
Assistant Trainer	Shawn Hendi	314-7113	shendi@umd.edu
Assistant Trainer	Niki McElroy	314-1856	ymcelroy@umd.edu

## STRENGTH & CONDITIONING

Strength & Conditioning Coach	Dwight Galt	314-9927	dg48@umd.edu
Assistant Strength and Conditioning Coach	Pete Yunsh	314-1477	ayunsh@umd.edu
Assistant Strength and Conditioning Coach	Barry Kagan	314-7310	barryk@umd.edu
Assistant Strength and Conditioning Coach	Corliss White	314-2780	cwhite@umd.edu
Assistant Strength and Conditioning Coach	Marc Heineke	314-0388	mheineke@umd.edu

## TICKET OFFICE

Asst. A.D./Ticket Operations	TBA	314-7093	
Associate Ticket Manager	Preston Robinson	314-7070	prestonr@umd.edu
Associate Ticket Manager	Eloise Jones	314-7084	eejones@umd.edu
Associate Ticket Manager	Debbie Russell	314-7085	dirussel@umd.edu
Associate Ticket Manager	Dan Johnston	314-7070	djohnst@umd.edu

## VIDEO SERVICES

Producer/Video Director	TBA	314-1278	
Assistant Video Director	Mike Harkness	314-5928	mharknes@umd.edu
Football Video Director	Jonah Bassett	314-9950	jbassett@umd.edu





# COACHING STAFF DIRECTORY

## BASEBALL

Terry Rupp, Head Coach	314-7122	mrupp@umd.edu
Jim Farr, Assistant Coach	314-5904	jfarr@umd.edu
Carmen Carcone, Assistant Coach	314-9772	ccarcone@umd.edu
Fax	314-5472	

## MEN'S BASKETBALL

Gary Williams, Head Coach	314-7029	
Rob Moxley, Assistant Coach	314-7029	rmoxley@umd.edu
Michael Adams, Assistant Coach	314-7029	mikeads@umd.edu
Keith Booth, Assistant Coach	314-7029	kbooth@umd.edu
Troy Wainwright, Director of Operations	314-7029	twainwn@umd.edu
Robert Ehsan, Graduate Assistant	314-9723	rehsan@umd.edu
Cleo Long-Thomas, Administrative Assistant	314-7029	clongtho@umd.edu
Carole Bucco, Administrative Assistant	314-7029	clbucco@umd.edu

## WOMEN'S BASKETBALL

Brenda Frese, Head Coach	314-1747	bfrese@umd.edu
Jeff Walz, Assistant Coach	314-1747	jwalz@umd.edu
Enica Floyd, Assistant Coach	314-1747	efloyd@umd.edu
Joanna Bernabei, Assistant Coach	314-1747	bernabei@umd.edu
Mark Pearson, Director of Operations	314-1747	mpearson@umd.edu
Tamara Bowie, Assistant Director of Operations	314-9714	tbowie1@umd.edu
Fax	314-9826	

## COMPETITIVE CHEER

Lura Fleece, Head Coach	410-312-0171	lurafleece@comcast.net
Jamell Bonds, Assistant Coach	314-2771	jbonds@umd.edu

## FIELD HOCKEY

Missy Meharg, Head Coach	314-3895	mlmterp@umd.edu
Tjerk van Herwaarden, Assistant Coach	314-7006	tjerk@umd.edu
Marybeth Freeman, Assistant Coach	314-9429	marbfree@umd.edu

## FOOTBALL

Ralph Friedgen, Head Coach	314-7095	
Charlie Taffie, Off. Coordinator/OBs	314-7107	ctaffie@umd.edu
Gary Blackney, Def. Coordinator/Secondary	314-7102	gb128@umail.umd.edu
Brian Bossard, Wide Receivers	314-7098	bbossard@umd.edu
Dave Solazzo, Defensive Line/Recruiting Coordinator	314-4099	ds327@umail.umd.edu
John Donovan, Running Backs	314-7101	jdonovan@umd.edu
Tom Brattan, Offensive Line	314-9642	tbrattan@umd.edu
Ray Rychleski, Special Teams/Tight Ends	314-7106	rychles@umd.edu
Tim Banks, Linebackers	314-7105	tbanks@umd.edu
Al Seamonson, Outside LBs/Special Teams Asst.	314-7109	as348@umail.umd.edu
Tom Deahn, Director of Operations	314-7104	tdeahn@umd.edu
Dan Hickson, Assistant Recruiting Coordinator	314-9930	dhickson@umd.edu
Brian Fleury, Graduate Assistant	314-7103	bnanfleury@hotmail.com
John Paczkowski, Graduate Assistant	314-7103	
Karyl Henry, Administrative Assistant	314-7096	khenry@umd.edu
Mona Felder, Administrative Assistant	314-7108	monadoll@hotmail.com
Paula Broglio, Administrative Assistant	314-9903	pb27@umail.umd.edu
Main Office Extension	314-7095	
Toll Free Number	1-800-890-8377	
Fax	314-9980	

## MEN'S GOLF

Tom Hanna, Head Coach	403-8157	thanna@wam.umd.edu
Fax	403-8366	

## WOMEN'S GOLF

Jason Rodenhaver, Head Coach	403-4181	rody@umd.edu
Fax	403-8366	

## GYMNASTICS

Bob Nelligan, Head Coach	314-7007	m@umd.edu
Vicki Chlisczyk	314-7007	vchliscz@umd.edu
Brett Nelligan, Assistant Coach	314-7007	bnelli@umd.edu
Fax	314-0955	

## MEN'S LACROSSE

Dave Cottle, Head Coach	314-7117	dcottle@umd.edu
Dave Siefkosky, Assistant Coach	314-7115	davesief@umd.edu
Jeff Shirk, Assistant Coach	405-0710	jshirk@umd.edu

## WOMEN'S LACROSSE

Cindy Timchal, Head Coach	314-4273	cdtimcha@umd.edu
Caitlin Banks, Assistant Coach	314-7002	cmbanks@umd.edu

## MEN'S SOCCER

Sasho Cirovski, Head Coach	314-4161	sasho@umd.edu
Russell Payne, Assistant Coach	314-7005	rapayne@umd.edu
Rob Vertughian, Assistant Coach	314-8513	rvertugh@umd.edu
Fax	405-0653	

## WOMEN'S SOCCER

Brian Pensky, Head Coach	314-7034	bpensky@umd.com
Cindy Wolf, Assistant Coach	405-0657	cmwolf@umd.edu
Ali Wolff-Toole, Assistant Coach	314-0330	awtoole@umd.edu
Fax	405-0955	

## SOFTBALL

Laura Watten, Head Coach	314-6699	lwatten@umd.edu
Alissa Smith, Assistant Coach	405-0521	
Jillian Callaway, Assistant Coach	314-7995	jillbean@umd.edu

## MEN'S & WOMEN'S SWIMMING & DIVING

Dave Durden, Head Coach	314-7031	ddurden@umd.edu
Cathy Sursi, Assistant Coach	314-7030	csursi@umd.edu
Mike Tober, Diving Coach	314-7030	mtober@umd.edu

## MEN'S TENNIS

Jim Laitta, Head Coach	314-7131	laitta@wam.umd.edu
Jack Brasington, Assistant Coach	314-7131	jbraz33@umd.edu

## WOMEN'S TENNIS

Martin Novak, Head Coach	314-6601	mnovak@umd.edu
Joey Barnes, Assistant Coach	314-9431	jbarnes@umd.edu

## MEN'S & WOMEN'S TRACK & FIELD/ CROSS COUNTRY

Andrew Valmon, Head Coach	314-6675	avalmon@umd.edu
Michael Gamison, Cross Country Coach	314-3330	mgamiso@umd.edu
Katrina Allen, Assistant Coach	314-7457	kallen6@umd.edu

## VOLLEYBALL

Janice Kruger, Head Coach	314-9839	jtkruger@umd.edu
Felix Hou, Assistant Coach	314-6684	fhou@umd.edu
Xiangrong "Sean" Liu, Assistant Coach	314-7009	xliu1@umd.edu

## WOMEN'S WATER POLO

Carl Salyer, Head Coach	314-7549	mailto:csalyer@umd.edu
-------------------------	----------	------------------------

## WRESTLING

Pat Santoro, Head Coach	314-7134	psantoro@umd.edu
Todd Beckerman, Assistant Coach	314-6677	tfb@umd.edu
Brad Dillon, Assistant Coach	314-6677	bdillon@umd.edu



# ACADEMIC SUPPORT & CAREER DEVELOPMENT

The University of Maryland is committed to providing the highest quality education to all of its students. The Department of Intercollegiate Athletics strives to provide student-athletes excellent opportunities to participate in an intercollegiate athletics program of the highest quality, with the result that their athletics participation becomes an integral and valued component of their total educational experience at the university.

Terrapin student-athletes will find that the same hard work and discipline that has earned them success in athletics competition is also required in the classroom. Balancing the significant time demands and responsibilities required to be a successful student-athlete at the highest collegiate level is no small task. Therefore, as a result of their commitment to representing the university through athletics, Terrapin student-athletes are able to utilize support programs designed to meet their specific needs.

Led by assistant athletics director Anton Goff, the mission of the Academic Support and Career Development Unit (ASCDU) is to provide quality developmental programs and need-based services that will enhance academic progress, facilitate career development, and encourage the psychosocial growth of all UM student-athletes. **Mike Heflin** (right) works with the men's basketball team.



The Gossett Academic Support and Career Development Center for Terrapin student-athletes, named for long-time Terp supporters Barry and Mary Gossett, is located in the Comcast Center. It features a study center that includes 25 desktop computers, a tutoring center, a classroom, a CHAMPS/Life Skills resource room and individual offices for six professional academic counselors, a director of enrichment programs, an assistant program coordinator and two graduate assistants. In addition, a new academic wing was added to the Gossett football team house last Fall. It features offices for two counselors, a program assistant and the learning specialist; as well as a quiet study area, 29-desk computer lab, classroom, tutor rooms and classroom/lab for the individualized learning program.

Academic courses, programs and services offered by ASCDU include the following:

- Student-athlete orientation
- Academic counseling
- NCAA academic eligibility monitoring
- Academic enrichment and career development presentations and workshops
- Accredited tutorial support
- Individualized learning program
- EDCP 108-K (College learning strategies and skills)
- EDCP 108-M (Math learning strategies and skills)
- UNIV 100 (First-year transitions to the university)

## MARYLAND GAMEPLAN

The Maryland Gameplan is intended to assist graduating Terrapin student-athletes as they begin the job search process. It is distributed to more than 500 corporations and businesses across the country, in addition to being featured on the M Club website. Prospective employers are introduced to our graduating student-athletes with resume information relative to academic, career and personal achievements. The Maryland Gameplan directory is produced annually in collaboration with the M Club.



## CAREER NETWORKING NIGHT

Because career development is an ongoing process, ASCDU provides a variety of programs for student-athletes throughout the year. Professional assistance with resume-writing, interviewing skills, graduate school search and job search is readily available to all student-athletes. During the spring semester ASCDU hosts the Career Networking Night, where student-athletes can learn about career interests and career planning. Unlike typical "job fairs," the purpose of this program is to allow student-athletes to explore multiple career opportunities by speaking directly to individuals in their chosen areas of interest. Employers at the Career Networking Night recognize the marketable qualities student-athletes have gained through athletic participation. Student-athletes learn about opportunities for internships and full-time jobs.

## STUDENT-ATHLETE ADVISORY COUNCIL

The Student-Athlete Advisory Council (S.A.A.C.) plays an important role in the Department of Intercollegiate Athletics. It consists of two representatives from each varsity sport and meets on a regular basis with representatives from the athletic administration. The S.A.A.C. mission is to enhance the total student-athlete experience by developing leadership skills, promoting student-athlete welfare and fostering a positive student-athlete image on the Maryland campus, local area and nationally.



## CHAMPS/LIFE SKILLS PROGRAMS

ASCDU houses the NCAA's (National Collegiate Athletic Association) Challenging Athletes' Minds for Personal Success (C.H.A.M.P.S.) Life Skills Program. The ASCDU staff, in collaboration with various other Department of Intercollegiate Athletics' units and campus resources, strives to provide a systematic personal development program designed to reach each student-athlete based on his or her individual needs. The focus of the program is on the individual academically, athletically and emotionally, and on the changing needs and skills of that individual in the years during college and after graduation. The menu of presentations, workshops and seminars is a comprehensive and balanced system of "life learning" programs promoted for use by each varsity sport team.







### Highlights of the CHAMPS/Life Skills Programs:

- Support efforts of every student-athlete toward intellectual development and graduation
- Use athletics as preparation for success in life
- Meet the changing needs of student-athletes
- Promote respect for diversity among student-athletes
- Enhance interpersonal relationships in the lives of student-athletes
- Assist student-athletes in building positive self-esteem
- Enable student-athletes to make meaningful contributions to their communities
- Promote ownership by the student-athletes of their academic, athletic, personal and social responsibilities
- Enhance partnerships between the NCAA, member institutions and their communities for the purpose of education
- Encourage the development of leadership skills

## CHAMPS/LIFE SKILLS PROGRAMS COMMITMENT STATEMENTS

### Commitment to Academic Excellence

To support the academic progress of the student-athlete toward intellectual development and graduation.

### Commitment to Athletic Excellence

To build philosophical foundations for the development of athletic programs that are broad-based, equitable and dedicated to the well-being of the student-athlete.

### Commitment to Personal Development

To support the development of a well-balanced lifestyle for student-athletes, encouraging emotional well-being, personal growth and decision-making skills.

### Commitment to Career Development

To encourage the student-athlete to develop and pursue career and life goals.

### Commitment to Service

To engage student-athletes in service to his/her campus and surrounding communities.

## ACADEMIC SUPPORT FOR RETURNING ATHLETES PROGRAM

The Academic Support for Returning Athletes Program was created in 1986 to support the academic efforts of former varsity student-athletes at the University of Maryland, College Park. In 1989, ASRAP was assigned by the President's Office to the Academic Achievements Program and enrolled 40 students that year. As a member of the National Consortium for Academics and Sports (NCAS), the University of Maryland is committed to assisting its former athletes with degree completion. A key component of the program is community outreach. Each returning student completes a "workshop" that allows the cost of tuition and fees to be exchanged for community services with youth. In 2002, ASRAP moved into the ASCDU.

## UNDERGRADUATE PROGRAMS OF STUDY

### COLLEGE OF AGRICULTURE AND NATURAL RESOURCES (AGNR)

Agricultural and Resource Economics  
Agricultural Sciences, General  
Animal and Avian Sciences  
Biological Resources Engineering  
Environmental Science and Policy  
Landscape Architecture  
Natural Resources Management  
Natural Resource Sciences  
Nutrition and Food Sciences

### SCHOOL OF ARCHITECTURE, PLANNING, AND PRESERVATION (ARCH)

Architecture

### COLLEGE OF ARTS AND HUMANITIES (ARHU)

American Studies  
Studio Art  
Art History and Archaeology  
Asian and East European  
Languages and Cultures  
Central European, Russian, and Eurasian  
Studies  
Classics  
Communication  
Comparative Literature  
Dance  
English Language and Literature  
French and Italian Languages  
and Literatures  
Germanic Studies  
History  
Jewish Studies  
Linguistics  
Music/Music Performance/  
Music Education  
Philosophy  
Romance Languages  
Spanish and Portuguese Languages  
and Literatures  
Theatre  
Women's Studies

### COLLEGE OF BEHAVIORAL AND SOCIAL SCIENCES (BSOS)

African American Studies  
Anthropology  
Criminology and Criminal Justice  
Economics  
Environmental Science and Policy  
Geography  
Government and Politics  
Hearing and Speech Sciences  
Psychology  
Sociology

### ROBERT H. SMITH SCHOOL OF BUSINESS (BMGT)

Accounting  
Decision and Information Technologies  
Finance  
General Business and Management  
Logistics, Transportation, and Supply  
Chain Management  
Marketing  
Operations and Quality Management

### COLLEGE OF COMPUTER, MATHEMATICAL, AND PHYSICAL SCIENCES (CMPS)

Astronomy  
Computer Engineering  
Computer Science  
Environmental Science and Policy  
Geology  
Mathematics  
Physical Sciences  
Physics

### COLLEGE OF EDUCATION (EDUC)

Early Childhood Education  
Elementary Education  
Secondary Education  
Special Education  
Art  
English  
Foreign Language  
Mathematics  
Science  
Social Studies  
Speech and English  
Theatre and English

### A. JAMES CLARK SCHOOL OF ENGINEERING (ENGR)

Aerospace Engineering  
Biological Resources Engineering  
Chemical Engineering  
Civil and Environmental Engineering  
Computer Engineering  
Electrical Engineering  
Engineering (B.S. in)  
Fire Protection Engineering  
Materials Science and Engineering  
Mechanical Engineering

### COMBINED PROGRAMS

Arts - Dentistry  
Arts - Law  
Biochemistry/Pharmacy  
Animal Science/Veterinary Medicine

### COLLEGE OF HEALTH AND HUMAN PERFORMANCE (HLHP)

Family Studies

Public and Community Health  
Kinesiological Science  
Physical Education

### PHILIP MERRILL COLLEGE OF JOURNALISM (JOUR)

Journalism

### COLLEGE OF LIFE SCIENCES (LFSC)

Biochemistry  
Biological Sciences  
Chemistry  
Environmental Science and Policy  
Microbiology

### UNOGRADUATE STUDIES (UGST)

Civics  
College Park Scholars  
Division of Letters and Sciences  
Gemstone  
Individual Studies Program  
Law and Health Professions  
Pre-Dental Hygiene  
Pre-Dentistry  
Pre-Law  
Pre-Biomedical Science Research  
and Medical Technology  
Pre-Medicine  
Pre-Nursing  
Pre-Occupational Therapy  
Pre-Optometry  
Pre-Osteopathic Medicine  
Pre-Pharmacy  
Pre-Physical Therapy  
Pre-Physician Assistant  
Pre-Podiatric Medicine  
Pre-Veterinary Medicine  
University Honors Program

### CAMPUS-WIDE CERTIFICATES

Air Force Aerospace Studies  
Army ROTC  
African American Studies  
Asian-American Studies  
East Asian Studies  
International Agriculture and  
Natural Resources  
Latin-American Studies  
Lesbian, Gay, Bi-Sexual and  
Transgender Studies  
Science, Technology, and Society  
Women's Studies

### MULTI-COLLEGE PROGRAMS

Computer Engineering (CMPS, ENGR)  
Environmental Science and Policy (AGNR, BSOS,  
CMPS, LFSC)

## ASCDU STAFF



**Anton Goff**  
Assistant AD



**Heather Arianna**  
Assoc. Director



**Don Pearman**  
Assoc. Director



**Laura Meckley**  
Academic Counselor



**Kim Walz**  
Academic Counselor



**Natasha Criss**  
Academic Counselor



**Dahlia Levin**  
Learning Specialist



**Sharon Staples**  
Program Coordinator



**Brian Vitagliano**  
CHAMPS GA



# STRENGTH AND CONDITIONING

In the highly competitive world of collegiate basketball, the off-court preparation of the basketball athlete is a critical component in the on-court success of any Division I program. Pete Yurish, Maryland's strength and conditioning coach for men's basketball, believes strongly that a solid off-court training program can dramatically improve levels of performance, as well as significantly reduce the chance of injury. The benefit of performing structured strength and power training throughout the entire year has allowed the Terps to reach new levels in physical development and, in turn, has resulted in great success on the basketball court.



Pete Yurish


Yurish's philosophy consists of allowing the players to gain strength, speed and change of direction capabilities through drills that are basketball oriented. He believes that the team must be prepared to run and play the up-tempo style of basketball that is Gary Williams' trademark. Yurish trains the team so that it will be able to play up to Williams' style.



*The Terps' new state-of-the-art weight room at Comcast Center.*

The members of the men's basketball team have the use of a fully-equipped weight training facility located down the hall from the men's basketball office and the team's locker room in Comcast Center. The conveniently located 4,000 square foot facility features a combination of Sorinex

weight training equipment and York free weight equipment. The strength staff utilizes this facility specifically during the season as basketball team members are personally trained before, during and after the season.





# SPORTS MEDICINE

The University of Maryland Department of Intercollegiate Athletics and the University of Maryland Medical Center's Sports Medicine program have joined forces to provide the best possible medical attention and care to all Terrapin student-athletes.

Says Deborah A. Yow, Maryland's director of athletics: "When we recruit student-athletes to play for Maryland, we owe them the best education, the best coaching and the best comprehensive health care. It is especially gratifying for us to partner with our medical center in the same fashion as other ACC institutions do with their medical schools."

## CRAIG BENNETT, M.D.



**HEAD TEAM  
PHYSICIAN/  
ORTHOPAEDIC  
SURGEON  
SECOND YEAR**

Craig H. Bennett, M.D., is in his second season as the head team physician and orthopaedic surgeon for Maryland. Dr. Bennett is the Chief of Orthopaedic Sports Medicine at the University of Maryland School of Medicine and has also served as the head orthopaedic surgeon for the NFL's Baltimore Ravens. Prior to his arrival at Maryland, Dr. Bennett was at the University of Pittsburgh where he served as an assistant professor of orthopaedics, as a team physician for Pittsburgh's athletic department and as the associate team physician for the Pittsburgh Steelers.

A native of Buffalo, N.Y., Dr. Bennett graduated with honors from Brown University in 1985. He earned his medical degree from the University of California at San Francisco and completed his residency in orthopaedic surgery at Emory University in Atlanta, Georgia. He then completed a sports medicine-knee and shoulder fellowship at the University of Pittsburgh and subsequently stayed on staff at Pittsburgh for five years. While at Pittsburgh, he also served as the team physician for the men's basketball team.

Dr. Bennett was selected to the American Academy of Orthopaedic Surgeons Leadership Fellows Program in 2003-04 and Towson University honored him as their African-American Scholar of the Year in 2004. He is a board certified member of the American Board of Orthopaedic Surgery and a member of the NFL Team Physicians Association.

## YVETTE ROOKS, M.D.



**PRIMARY CARE  
PHYSICIAN  
EIGHTH YEAR**

Dr. Yvette Rooks is in her eighth year as a primary care physician for Maryland's athletics programs. Dr. Rooks graduated from Upstate Medical School/Health Science Center in Syracuse, N.Y., in 1993. She completed her residency in family medicine and a sports medicine fellowship at the University of Maryland, Baltimore, and is currently an assistant professor in the Department of Family Medicine at the University of Maryland School of Medicine.

In addition, Rooks the Residency Program Director in the Department of Family Medicine at University of Maryland Medical School. She also serves as the Director of the Primary Care Sports Medicine Fellowship.

Rooks graduated with honors from the State University of New York at Albany where she was a four-year starter on the volleyball team. She currently lives in Ellicott City, Md., and has an eight-year old daughter, Madison.

## JAMES DREESE, M.D.



**ORTHOPAEDIC  
SURGEON  
FIRST YEAR**

Dr. Dreese joined Maryland's sports medicine team in the summer of 2005 following two years as an orthopaedic physician in Charlotte, N.C. Dr. Dreese, a sports medicine fellowship trained physician, specializes in innovative arthroscopic surgery.

Most recently, Dr. Dreese worked in the sports medicine and shoulder and elbow services of the Carolinas Medical Center as well as in a private orthopaedic clinic. He was also active as a team physician for several school and university sports teams. Dr. Dreese is an assistant professor of orthopaedics at the University of Maryland School of Medicine.


A former player and varsity letterman of the Penn State football team, Dr. Dreese gained specialized training and skill in treating problems of the shoulder, knee and elbow as a sports medicine fellow at the University of Pittsburgh Medical Center and an orthopaedic resident at the Hospital for Special Surgery in New York City. Dr. Dreese earned his medical degree from the Pennsylvania State University College of Medicine in Hershey.

In addition to treating patients, Dr. Dreese contributes to the practice of sports medicine through research. He has lectured throughout the county and has written articles that have been published in journals such as *The American Journal of Sports Medicine*, *The American Journal of Shoulder and Elbow Surgery* and *Operative Techniques in Orthopaedics*.

## ATHLETIC TRAINING STAFF




**Darryl Conway**  
Assistant AD/  
Sports Medicine



**Sandy Worth**  
Head Trainer



**Matt Charvat**  
Associate Head Trainer



**J.J. Bush**  
Assistant to A.D.



**Deanna Bennett**  
Assistant Athletic Trainer



**Terrence Gee**  
Assistant Athletic Trainer



**Shawn Hendi**  
Assistant Athletic Trainer



**Bryan Matson**  
Head Trainer - FB

## STUDENT HEALTH CENTER

Dr. Sacred Bodison and Dr. Stephen Fahey are full-time University Health Center physicians who specialize in sports medicine. Dr. Bodison is the assistant director for medical services at the Health Center and has been involved with the care of student-athletes since 1982. Dr. Fahey is an emergency physician who is in his 16th year working with the Terrapins. Both doctors are available to treat student-athletes daily on an as-needed basis in the Health Center.



**Dr. Sacred Bodison**



**Dr. Stephen Fahey**



# ATHLETIC DEVELOPMENT

## TERRAPIN CLUB

Athletic excellence is a tradition at the University of Maryland—a tradition alumni and friends alike want to see continue and flourish. That's why we are inviting you to be a member of the Maryland Athletics Family by joining the Terrapin Club. Whether you are an alumnus of the University of Maryland or a friend interested in supporting the state's flagship campus, belonging to the Terrapin Club enables you to:

- Provide annual scholarship support for our student-athletes who will contribute to the community
- Share our vision to fully scholarship all sports to best represent the University
- Take pride in the achievement of athletic excellence
- Participate in the camaraderie and fellowship unique to Terrapin Club members
- Receive a tax deduction for your financial contribution for scholarships
- Enjoy access to great benefits including priority seating in Byrd Stadium for football and Comcast Center for basketball, priority parking and tickets to other events

At Maryland, the Department of Intercollegiate Athletics operates without significant University funding and receives no state appropriations or tax dollars for operational expenses. Sanctioned by the University of Maryland College Park Foundation, 100% of the funds raised through the Terrapin Club are managed by the Foundation for the exclusive use of Maryland Athletics. Your contribution directly supports an annual student-athlete scholarship cost of over \$8 million and Terrapin Club and department expenses. The Terrapin Club provides scholarship support to many of the 700 student-athletes who compete on 27 varsity team representing the University of Maryland.

## GETTING INVOLVED

Direct Gifts are the most common way of contributing. They are made in the form of cash, stock, checks or credit card



301-314-7020  
800-653-7667

TERRAPINCLUB.COM

(Visa, MasterCard, American Express or Discover). For your convenience, a personal checking account can be debited a set amount every month.

In many cases, corporate matching gifts may be used to make your Terrapin Club contribution. Please contact your employer to see if you are eligible for a matching gift program.

## CONTRIBUTION LEVELS

Recent Graduate	\$25 (year 1 after graduation)
Recent Graduate	\$75 (year 2 after graduation)
Bronze	\$50
Silver	\$125-\$249
Silver 250	\$250-\$599
Gold	\$600-\$1,199
Diamondback	\$1,200-\$1,999
Super Terrapin	\$2,000-\$4,999
Coaches Club	\$5,000-\$9,999
Top Terp	\$10,000 and More

## BOARD OF DIRECTORS

President: Larry Grabenstein '72

Vice President: John Alahouzos '71

Secretary/Treasurer: Mary Pratt-Henaghan '02

Past President: Deborah Potter '87, '90

Bob Baker '66; Chuck Carr '85; Rick Furlough;

Stan Goldstein '68; Richard Greenberg '77; Barbara Hartley;

Alan Horowitz '81; S. Bruce Jaffe '77; Rick Jaklitsch '80, '83;

Alan Jefferson; Dan Konick '68; Deborah Lawrence '76;


Ben McCarter; Karel Petrakis '67; Karabelle Pizzigati;

J.R. Randels; Rosalie Reggetz; Cecelia Speake '73;

James D. Stallings '72.

## THE TERRAPIN CLUB

Championships Begin with Scholarships



## MAJOR GIFTS FUNDRAISING

The University of Maryland is about to launch its largest fund-raising campaign ever in our quest to be one of the top public research universities in the nation. The Department of Intercollegiate Athletics will have a challenging, major goal for private donations to the campaign. We are seeking gifts to improve our athletic facilities and endow scholarships for student-athletes to a level that matches the university's great expectations for the future.

During this new campaign, the Athletics Major Gifts staff will raise money for capital improvements to our football facilities, Varsity Team House, Ludwig Field, Shipley Field and others that will benefit our entire athletics program. Major gifts for facility renovation and scholarship endowment are an opportunity to have your name permanently and prominently linked with the tradition of Maryland Athletics. Many exciting naming opportunities for athletic facilities (such as Field Hockey/Women's Lacrosse Stadium and the Softball Stadium) are available in recognition of major gifts.

To obtain information on facility naming opportunities or endowments for student-athlete scholarships, please contact the Athletics Major Gifts Office at (301) 314-7020, or toll-free at 800-653-7667, or by e-mail at terrapinclub@umd.edu.

## THE M CLUB AN 82-YEAR TRADITION OF "ATHLETES HELPING ATHLETES"<sup>SM</sup>

The M Club was founded in 1923 by a group of former University of Maryland athletes led by Dr. H.C. "Curley" Byrd to encourage excellence in athletics. It is one of the oldest and most respected letterwinner clubs in the country with an organization of more than 4,500 former Maryland varsity athletes and a leader in the National Letter Winners Association.

The M Club goals are to help achieve the very best overall academic and athletic program for all the varsity teams, to aid the athletes in making positive contributions to the community, to obtain and maintain funds for awards and scholarships and to cultivate networking, social contact and good sportsmanship among the wearers of the "M."

Membership participation, through the payment of annual dues, helps build the scholarship endowment fund, support student-athletes' awards and recognition efforts and provide for career development initiatives. Members receive information about the current teams and news about former teammates through a monthly electronic newsletter and a quarterly printed newsletter.

In addition, active members receive information about, and discounts for, various M Club activities. Many benefits are intangible, though, including the satisfaction of having lettered at a great university and being a part of a unique and exclusive organization.

University of Maryland letterwinners interested in the M Club should call David Diehl at (301) 314-5372 or Dotti Warren at (301) 314-7020, or visit our website at [www.themclub.org](http://www.themclub.org).

Remember the M Club, "Athletes Helping Athletes."

### M Club Executive Committee

Gerald Bechtle, President
Chris Rimorin, President-Elect
Helena Bragg, Vice President
Dan D'Armas, Assistant Secretary
Marshall Fesche, Treasurer
Phil Calder, Assistant Treasurer
Al Naylor, Immediate Past President
Lisa Gibson, Executive Committee
Steve Hayleck, Executive Committee
Bryan Borda, Executive Committee
John Lamon, Executive Committee
Laura LeMire, Executive Committee
Jack Heise, Legal Advisor
David Diehl, Executive Director



# TERRAPIN RADIO NETWORK

All of Maryland's games will be broadcast live on the Terrapin Sports Network, which boasts one of the strongest coverage areas in collegiate sports. Terrapin Sports Marketing, a division of Viacom Sports Marketing, manages the Terrapin Sports Network in College Park. In its third year as the multi-media marketing rights partner for University of Maryland athletics, Terrapin Sports Marketing is building a stronger network that will provide coverage in Maryland, Virginia, West Virginia, Pennsylvania, Delaware, New Jersey and Washington, D.C.

Maryland's broadcasts will be accessible on the Internet via the Terps' official athletics website, [www.umterps.com](http://www.umterps.com).

## TERRAPIN RADIO NETWORK

Radio Station	Listening Area
LIVE 105.7 FM (WHFS)	Baltimore (Flagship)
ESPN Radio 1300 AM (WJFK)	Baltimore (Flagship)
WMAL AM 630	Washington
WTBO AM 1450	Cumberland
WFMD AM 930	Frederick
WARK AM 1490	Hagerstown
WMSG AM 1050	Oakland
WQMR FM 101.1	Ocean City
WCEN AM 1240	Cambridge
WAMD AM 970	Aberdeen



*The Maryland Radio Network: Brett Bassell (statistics), Johnny Holliday (play-by-play), Head Coach Gary Williams, Chris Knoche (color analyst) and Tom Marchitto (engineer).*

A Rock and Roll Hall of Fame inductee (2003), Holliday earned a Distinguished Service Award from the Atlantic Coast Conference for his pioneering work in the league's broadcasts of women's basketball. He has also been named one of the top 16 radio announcers for college basketball by ESPN personality Dick Vitale. And when Washingtonian Magazine named him one of their annual Washingtonians of the Year, it was not just because of his voice. Holliday has helped raise in excess of \$1.5 million for charity with his basketball and softball teams as well as spent countless hours working with the Special Olympics, March of Dimes, the Catholic Charities, Operation Smile and Victory Youth Center to name a few. In 1998, he was honored by the Greater Washington, D.C. chapter of Operation Smile with the "Smile Award" recognizing his service while in 1995 he earned Maryland's own M Club Distinguished Citizen Award.

A native of Miami, Fla., Holliday began his broadcasting career in Perry, Ga., and has worked in some of the nation's premier markets - Cleveland, New York, San Francisco and Washington. He and his wife, Mary Clare, are the proud parents of three daughters and grandparents seven children. His daughter Kellie is a physician who resides in Bel Air, Md., with her husband and fellow-physician, Steve; Tracie is a neonatal nurse at Shady Grove Hospital who resides in Potomac with husband Chris, an attorney; and Moira who is a freelance TV producer and resides with her husband, Bob, who is an account executive with the Lending Group, in Jacksonville, Fla.



## JOHNNY HOLLIDAY

**PLAY-BY-PLAY  
ANNOUNCER  
27TH YEAR**

Johnny Holliday, now in his 27th year as "Voice of the Terps," is considered one of the finest play-by-play announcers in the country. In addition to calling the action for the Maryland basketball and football teams, Holliday hosts the Gary Williams and Ralph Friedgen television shows. As the Terps' director of broadcasting, he also handles a myriad of speaking duties within the athletics department, ranging from banquets to golf outings.

In addition to his exploits calling Terrapin contests, Holliday also hosts the Ralph Friedgen and Gary Williams Television and Radio Shows as well as a myriad of other athletics department speaking engagements.

Now in his 25th year with ABC Sports Radio and heard nationwide weekday mornings, Holliday's experiences in entertainment are as notable as those in sports. He was a long-time disc jockey in Cleveland, Ohio, once named the nation's premier DJ. He has had leading roles as an actor in musicals working the summer stock and dinner theatre circuit in shows such as *The Music Man*, *42nd Street* and *Bye Bye Birdie* to name a few. In addition, he penned an autobiography in 2002, *From Rock to Jock*, which details his rise to one of the nation's most recognizable voices.

In the sports field, his credits include anchoring the radio coverage of every summer and winter Olympics since 1984 for ABC, major golf tournaments, the Orioles, Bullets, Wizards and Washington Senators to name a few.



## CHRIS KNOCHE COLOR ANALYST

Chris Knoche, a former player and head coach at American University who has worked in radio and television for the past six years, is in his seventh season as the color analyst for the Terp men's basketball radio broadcasts.

Knoche spent 17 seasons at American, playing the 1979-80 and '80-81 seasons under current Terp coach Gary Williams before moving into an assistant coaching position and later serving seven seasons (1991-97) as the Eagles' head coach.

Prior to joining Maryland's broadcast crew, he worked 40-50 games each of the previous two seasons as a color commentator, including stints on the Ivy League Game of the Week on Westwood One/CBS Radio and Ivy League Game of the Week for DirecTV and for HDTV. He has also worked telecasts for ESPN and CSN, in addition to doing radio and television analysis for George Mason University games. Currently he makes regular guest appearances on the highly rated "The Sports Reporters" on Sportstalk 980 in Washington, D.C.

"Chris Knoche brings an outstanding background as a player, coach and fan to our basketball broadcasts," said Williams, the Terps' 16th-year head coach. "Being able to work with Johnny Holliday, Chris provides the opportunity for Maryland fans to listen to someone who has very good experience as a color commentator. More important, he is someone who has a great feel for the game of basketball. I have known Chris as a player and a coach for more than 20 years. He has been an exciting addition to our basketball program."



# MEDIA GUIDELINES


## BASKETBALL CONTACT

**Jamie Zeitz**  
Assistant Director,  
Athletic Media Relations

**Mailing Address**  
Room 2725  
Comcast Center  
Terrapin Trail  
College Park, MD 20742

### Important Telephone Numbers

301-314-8052 — Zeitz's Office Phone  
301-314-7064 — Media Relations Office  
301-314-9094 — Media Relations FAX  
301-314-8624 — Comcast Center Press Row  
Athletics Web Site — [www.umterps.com](http://www.umterps.com)



Jamie Zeitz

## CREDENTIALS

Credentials and working space for media members are issued at the sole and exclusive discretion of the University of Maryland Athletics Media Relations Office. Issuance of credentials may be based on the following priorities and guidelines:

1. Originating radio and television personnel involved in a live broadcast.
2. Daily newspapers regularly covering the University of Maryland, the current-game opponent or another Atlantic Coast Conference school. Wire services, regional and national publications are also afforded this priority.
3. Non-originating radio and television personnel producing reports on the game. Only local radio stations with a full-time sports director conducting a regular sports show receive consideration for credentials.
4. Officially recognized University of Maryland daily student publications or student electronic media outlets with daily sports reports.
5. Non-daily newspapers or publications reporting on the game.

## OTHER GUIDELINES

- Season media credentials are issued to those outlets which cover Maryland Athletics on a regular basis. They do not guarantee working space in media work areas.
- With the exception of Terrapin beat reporters covering the team on a daily basis and producing daily reports, all passes are approved and issued on a game-by-game basis.
- Passes are non-transferable and are subject to immediate revocation if transferred to non-working members of a media outlet.
- Due to limited space and to ensure compliance with NCAA guidelines, no credentials will be issued to "free-lance" writers or photographers without a specific assignment received in writing by the assigning organization.

- The University of Maryland and the NCAA prohibit the issuance of credentials to representatives of an organization that regularly publishes gambling information, such as "tout sheets" or "tip sheets."

- Credentials are issued to web sites that are affiliated with national or regional media organizations, e.g. USA Today.com, ESPN.com, CBS SportsLine, etc., for web sites of Atlantic Coast Conference schools or non-conference opponents, or for the Atlantic Coast Conference office.

- Web sites that sponsor "message boards" or "chat rooms" where people are allowed to post anonymous information or rumors are ineligible for credentials or access to media functions. If a news-gathering medium has an online site that sponsors these anonymous forums, they may continue to request credentials under their traditional medium (newspaper, magazine, radio or television), but will not be granted additional passes or access for online staff.

- All persons picking up credentials will be required to furnish positive identification. All credentials are non-transferable, and no credentials will be issued to those under the age of 18.

## CREDENTIAL REQUESTS

Credential requests must be made by sports editors or sports directors on official letterhead no later than five days prior to an event. They should be sent to the Athletic Media Relations Office, University of Maryland, 2725 Comcast Center, College Park, MD 20741-0295. They may also be faxed to 301-314-9094. No credential requests will be accepted via e-mail or by phone.

## GAME DAY PRESS PARKING

Parking is located to the north of Comcast Center — in lots P1 and P2. Media parking is best accessed from the University Drive (Rt. 193) entrance to campus at Paint Branch Drive. Access to the media parking area is parking pass only, and is available on a limited basis.

For lots P1 and P2, after entering campus on Paint Branch Drive, take the first right at Terrapin Trail, and proceed approximately 100 yards to the media parking area on the right.

## PHOTOGRAPHY REGULATIONS

All photographers and camera operators must remain seated in baseline photo areas, as per NCAA regulations. Locations will be assigned for more crowded games. Photographer and videographer positions are at the complete and absolute discretion of the basketball game officials and the Maryland media relations office at all times, without exception.

The NCAA has established a policy to control congestion in photography areas. Priority shall be given, in all instances, to photographers and videographers on assignment. Only game photographers (no runners, assistants or producers) shall have access to courtside photo areas.

Strobe lights may be installed in Comcast Center, but arrangements must be made through the media relations office two weeks in advance. Space for strobe lights is available on a first-come, first-served basis.

## PRESS SEATING AND MEDIA WORK ROOM

The courtside press area and work room both are at the northeast corner of the arena. Both are available for working media only.

Working space in the press area of Comcast Center is limited and seats are expressly reserved for those working on deadline, with no exceptions. Children and other non-workers are not allowed in the press area.

Located on the court level of Comcast Center, the work room is directly across from the men's basketball locker room and directly behind the courtside press area. They are connected by the tunnel area adjacent to the loading dock and service entrance on the arena's northeast corner.

A limited number of long distance phone lines are available in the work room on a first-come, first-served basis, and require a credit card for billing. Dedicated phone lines in the courtside press area are available by placing an advance order with Scott Sargent, Asst. Director of Operations and Facilities, at 301-314-9729.

The work room opens well before game time and media representatives are welcome upon arrival at the arena. A pregame food service is served buffet style. A halftime beverage service is also available. The pregame buffet is available one hour before tipoff.

## TELEPHONES

Six complimentary phone lines are available in the Comcast Center press work room, as dictated by ACC policy (calling card or reverse charges required). Additional requests for dedicated lines, either for the work room or

## STAYING IN COLLEGE PARK HOTELS

UMUC Inn & Conference Center	301-985-7310
Greenbelt Marriott	301-441-3700
Best Western Maryland Inn	301-474-2800
Greenbelt Holiday Inn	301-982-7000
College Park Holiday Inn	301-345-6700
College Park Comfort Suites	301-441-8110
Courtyard by Marriott	301-441-3311
Quality Inn	301-864-5820
Days Inn	301-345-5000

## RESTAURANTS

R.J. Bentley's	301-277-8898
94th Aero Squadron	301-699-9400
Applebee's	301-864-6118
Bennigan's	301-982-9780
Chef's Secret	301-345-6101
Chipotle	240-582-0015
Cornerstone	301-779-7044
Ledo's	301-422-8622
New York Deli	301-345-0366
Santa Fe Cafe	301-779-1345
Sir Walter Raleigh Inn	301-474-6500
TGI Friday's	301-345-2503

## Local Taxi Cabs

Bonnette Sedan Taxi Service	301-422-2687
Capital Cab Company	301-322-8877
Greenbelt Cab Company	301-577-2000





courtside, should be directed to Scott Sargent, Asst. Director of Operations and Facilities, at 301-314-9729. List Mark Fratto as the contact for all installations.

### POSTGAME PRESS CONFERENCE

Postgame press conferences for both head coaches will be conducted at the conclusion of each game.

The Maryland locker room is open to credentialed media for a brief period after Coach Williams concludes his comments to the media. The visiting team's locker room access policy is determined by officials of that school.

### POSTGAME STATISTICS

A statistics packet including running play-by-play, first half and final box scores, and postgame notes and home and visitor head coach quotes, are compiled for each game and made available to the media at press row and in the media work room.

### E-MAIL SERVICES

Basketball releases may be obtained electronically by contacting Jamie Zeitz at [jzeitz@umd.edu](mailto:jzeitz@umd.edu).

### IN-SEASON INTERVIEW POLICIES

Maryland players and head coach Gary Williams will be available for interviews with accredited members of the media throughout the season. All interview requests must be made through the media relations office, contacting Jamie Zeitz. Please give 24 hours notice.

Players' individual phone numbers will not be given to the media. Players will not be available for live call-in radio shows.

### WEEKLY TELECONFERENCE

Beginning on Dec. 6, resuming January 10 and continuing each Monday through the end of the season, the Atlantic Coast Conference will conduct a weekly telephone press conference featuring all nine league coaches, beginning at 11 a.m.

Each coach will be available to furnish comments and take questions for 10 minutes, beginning with Wake Forest head coach Skip Prosser and continuing in reverse-alphabetical order by school. Gary Williams is available from noon to 12:10.

The weekly press conference can be accessed by calling 913-981-5507. There will be an instant replay of each teleconference on the Conference's internet site TheACC.com each Monday afternoon. Please contact Barb Dery at the ACC office (336-851-6062) for further information.


### TELECONFERENCE SCHEDULE:

Skip Prosser, Wake Forest	11:00 a.m.
Seth Greenberg, Virginia Tech	11:10 a.m.
Dave Leitao, Virginia	11:20 a.m.
Herb Sendek, NC State	11:30 a.m.
Roy Williams, North Carolina	11:40 a.m.
Frank Haith, Miami	11:50 a.m.
Gary Williams, Maryland	Noon
Paul Hewitt, Georgia Tech	12:10 p.m.
Leonard Hamilton, Florida St.	12:20 p.m.
Mike Krzyzewski, Duke	12:30 p.m.
Oliver Purnell, Clemson	12:40 p.m.

## MEDIA RELATIONS STAFF



**DOUG DULL**  
Assoc. Athletics Director  
Office: 301-314-7064  
Home: 410-796-4449  
E-Mail: [ddull@umd.edu](mailto:ddull@umd.edu)



**GREG CREESE**  
Associate Director  
Office: 301-314-7065  
E-Mail: [gcreese@umd.edu](mailto:gcreese@umd.edu)



**NATALIA CICCONE**  
Assistant Director  
Office: 301-314-7063  
Cell: 814-880-9062  
E-Mail: [naccone@umd.edu](mailto:naccone@umd.edu)



**PATRICK FISCHER**  
Assistant Director/  
Publications Coordinator  
Office: 301-314-7062  
E-Mail: [pfischer@umd.edu](mailto:pfischer@umd.edu)



**JAMIE ZEITZ**  
Assistant Director  
Office: 301-314-8052  
Cell: 240-417-5763  
E-Mail: [jzeitz@umd.edu](mailto:jzeitz@umd.edu)



**ADAM ZUNDELL**  
Assistant Director  
Office: 301-314-7066  
Home: 301-617-9089  
E-Mail: [azundell@umd.edu](mailto:azundell@umd.edu)



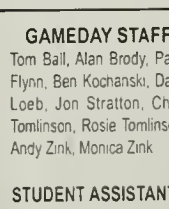
**KELLY BRAMBLE**  
Office Manager  
Office: 301-314-7064  
E-Mail: [kbramble@umd.edu](mailto:kbramble@umd.edu)



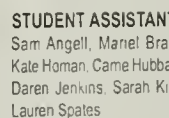
**MIKE GERTON**  
Staff Assistant  
Office: 301-314-8093  
E-Mail: [mgerton@umd.edu](mailto:mgerton@umd.edu)



**CARRIE BITTMAN**  
Staff Assistant  
Office: 301-314-47068  
E-Mail: [cbittman@umd.edu](mailto:cbittman@umd.edu)



**GAMEDAY STAFF**  
Tom Bail, Alan Brody, Patty Flynn, Ben Kochanski, Dave Loeb, Jon Stratton, Chris Tomlinson, Rosie Tomlinson, Andy Zink, Monica Zink



**STUDENT ASSISTANTS**  
Sam Angell, Marel Brady, Kale Homan, Came Hubbard, Daren Jenkins, Sarah King, Lauren Spates

## DIRECTIONS TO COMCAST CENTER FROM BALTIMORE AND POINTS NORTH

Take I-95 South to Washington, D.C.'s Capital Beltway (I-495 West). Take Exit 27 and then follow signs to Exit 25 (U.S. 1 South toward College Park). Proceed approximately one mile south on Route 1; take the exit for 193 West (University Boulevard). At the first light, turn left onto Paint Branch Drive. The Comcast Center will be on your right.

## FROM VIRGINIA AND POINTS SOUTH

Take I-95 North to Washington, D.C.'s Capital Beltway (I-495). Continue north on I-95/I-495 toward Baltimore. Take Exit 25 (U.S. 1 South toward College Park). Proceed approximately one mile south on Route 1; take the exit for 193 West (University Boulevard). At the first light, turn left onto Paint Branch Drive. The Comcast Center will be on your right.

## FROM VIRGINIA AND POINTS WEST

Take I-66 East or I-270 South to Washington, D.C.'s Capital Beltway (I-495). Go East on I-495 toward Baltimore/Silver Spring. Take Exit 25 (U.S. 1 South toward College Park). Proceed approximately one mile south on Route 1; take the exit for 193 West (University Boulevard). At the first light, turn left onto Paint Branch Drive. The Comcast Center will be on your right.

## FROM ANNAPOLIS AND POINTS EAST

Take U.S. 50 West to Washington, D.C.'s Capital Beltway (I-495). Go north on I-95/I-495 toward Baltimore. Take Exit 25 (U.S. 1 South toward College Park). Proceed approximately one mile south on Route 1; take the exit for 193 West (University Boulevard). At the first light, turn left onto Paint Branch Drive. The Comcast Center will be on your right.

## FROM WASHINGTON, D.C. (NORTHWEST/SOUTHWEST)

Take 16th St. North which becomes Georgia Avenue North at the Maryland/D.C. line. Go East on I-495 toward Baltimore. Take Exit 25 (U.S. 1 South toward College Park). Proceed approximately one mile south on Route 1; take the exit for 193 West (University Boulevard). At the first light, turn left onto Paint Branch Drive. The Comcast Center will be on your right.

## FROM WASHINGTON, D.C. (NORTHEAST/SOUTHEAST)

Take Rhode Island Avenue (U.S. 1 North) which becomes Baltimore Avenue North at the Maryland/D.C. line. Proceed through the city of College Park. Turn left at the main entrance (the intersection of Route 1 and Paint Branch Parkway). Take the immediate right onto Paint Branch Drive. The Comcast Center will be on your left.



# COVERING THE TERPS

Key [SE] indicates sports editor  
[ASE] indicates asst. sports editor  
[SD] indicates sports director  
[B] indicates beat writer  
[C] indicates columnist  
[SW] indicates staff writer  
[SA] indicates sports anchor  
[SR] indicates sports reporter  
[STH] indicates sports talk host  
[ESP] indicates exec. sports producer  
[SP] indicates sports producer  
[AM] indicates assignment manager

## MARYLAND RADIO NETWORK

**Johnny Holliday**  
ABC Radio  
1717 Desales St. NW  
Washington D.C. 20036  
(301) 946-4261 [home]  
(301) 946-9111 [fax]  
jholliday6@aol.com

**Jonathan Claiborne**  
1410 Bolton Street  
Baltimore, MD 21217  
(410) 523-5174 [home]  
(410) 347-9409 [work]  
jclaiborne@wtplaw.com

**Tim Strachan**  
3925 Washington St.  
Kensington, MD 20071  
(301) 949-7110 [home]  
t13fund@aol.com

## PRINT OUTLETS

**Washington Post**  
1150 15th St. NW  
Washington DC 20071  
(202) 334-7350  
(202) 334-7685 [fax]  
sports@washpost.com  
Emilio Garcia-Ruiz [SE]  
Matt Rennie [ASE]  
TBA [B]  
Barry Svruga [SW]  
Michael Wilbon [C]  
Tony Kornheiser [C]  
Thomas Boswell [C]  
Mike Wise [C]

**Baltimore Sun**  
501 North Calvert Street  
Baltimore, MD 21278  
(410) 332-6200  
(410) 783-2518 [fax]  
sports@baltisun.com  
Randy Harvey [SE]  
Steve Marcus [ASE]  
George VanDaniker [ASE]  
Kevin Van Valkenburg [B]

**Washington Times**  
3600 New York Ave., NE  
Washington DC 20002  
(202) 636-3261  
(202) 529-7869 [fax]  
sports@washingtontimes.com  
rsnyder@washingtontimes.com  
Mark Hartsell [SE]  
Rick Snider [B]  
Tom Knott [C]  
Dan Daly [C]  
Dick Heller [C]  
Thom Lloverro [C]

**Annapolis Capital**  
2000 Capital Drive  
Annapolis, MD 21404  
(410) 280-5923  
(410) 280-5953 [fax]  
sports@capitalgazette.com  
Joe Gross [SE]  
Bill Wagner [B]  
John McNamara [B/C]

**Washington Examiner**  
6208 Edsall Road  
Alexandria, VA 22312  
(703) 846-8335  
(703) 846-8366 [fax]  
sportsexaminer@washingtontenaxaminer.com  
Dan Rubin [SE]  
Leon Saffelle [ASE]  
Jeff Ermann [SW]  
Brian McNally [SW]  
Kevin Dunleavy [SW]  
Craig Stouffer [SW]

**Frederick News-Post**  
200 E. Patrick Street  
Frederick, MD 21701  
(301) 662-1177  
(301) 662-8299 [fax]  
sgoldberg@fredericknews-post.com  
Stan Goldberg [SE]  
John Cannon [SW]  
Brandon Oland [SW]

**Hagerstown Herald-Mail**  
100 Summit Ave.  
Hagerstown, MD 21740  
(301) 733-5131  
(301) 714-0245 [fax]  
sports@herald-mail.com  
Mark Keller [SE, Morning Herald]  
Larry Yanos [SE, Daily Mail]  
Bob Parasiliti [B]

**Montgomery Gazette**  
1200 Quince Orchard Blvd  
Gaithersburg, MD 20878  
(301) 670-2050  
(301) 670-7183 [fax]  
sports@gazette.net  
Bnan Heard [SE]  
Josh Cooley [ASE]  
John Wehmüller [ASE/SW]  
Jennifer Beekman [SW]  
Chay Rao [SW]  
James Peters [SW]

**Montgomery Sentinel**  
30 Courthouse Square  
Suite 405  
Rockville, MD 20850  
(301) 838-0788  
(301) 838-3458 [fax]  
editor-mc@thesentinel.com  
Brian Karem [SE]  
Brandy Simms [SW]  
Ryan Gallagher [SW]

**Prince George's Gazette**  
8201 Corporate Drive, Suite 1200  
Landover, MD 20785  
(301) 731-2117  
(301) 731-2116  
(301) 731-2141 [fax]  
selkin@gazette.net  
Seth Elkin [SE]  
Adam Rubenstein [ASE]  
Ted Black [SW]  
Derek Toney [SW]  
Terra Hampton [SW]

**Salisbury Times**  
115 E. Carroll Street  
Salisbury, MD 21801  
(410) 749-7171, ext. 212  
(410) 749-7290 [fax]  
syonker@smgpo.gannett.com  
Shawn Yonker [SE]  
Tim Brennan [SW]  
Jason Barbalto [SW]

**Terrapin Times**  
P.O. Box 993  
Bel Air, MD 21014  
(800) 594-9320  
(410) 256-8838 [fax]  
Kcfishlife@hotmail.com  
Keith Cavanaugh [SE]  
Mark Clem [SW]  
Mike Ashley [SW]

**Wire/National Services**  
**Associated Press**  
218 N. Charles St.  
Suite 330  
Baltimore, MD 21201  
(410) 837-8315 [AP]  
(410) 560-2735 [home office]  
(410) 727-1550 [fax]  
spsrwr@aol.com  
Dave Ginsburg [SE]

**USA Today**  
7950 Jones Branch Drive  
McLean, VA 22108  
(703) 854-7629  
(703) 854-2072 [fax]  
Tom O'Toole [SE]  
Kelly Whiteside [SW]  
Jack Carey [SW]  
Malcolm Moran [SW]

**ESPN/Network Radio Correspondent**  
Craig Heist  
9757 Mountain Laurel Way #1C  
Laurel, MD 20723  
(301) 490-8041 [home]  
(301) 906-8011 [cell]  
cheist@aol.com

## STUDENT MEDIA

**The Diamondback**  
3136 South Campus Dining Hall  
University of Maryland  
College Park, MD 20742  
(301) 314-8200  
(301) 314-8358 [fax]  
sports@dbk.umd.edu  
Ryan Mink [SE]  
David Selig [B]

**WMUC Radio**  
3130 South Campus Dining Hall  
University of Maryland  
College Park, MD 20742  
(301) 314-7866  
(301) 314-7879 [fax]  
Matt Ray [SD]  
Nick Sekkas  
Mark Butman  
Jeff Sundram

## RADIO OUTLETS

**WHFS (105.7-FM)**  
600 Washington Ave  
Suite 201  
Baltimore, MD 21204  
(410) 828-7722  
(410) 821-8256 [fax]

**ESPN (1300-AM)**  
600 Washington Ave  
Suite 201  
Baltimore, MD 21204  
(410) 823-1570  
(410) 821-5482 [fax]  
Paul Mittermeier [STH]  
Doug Kibbler [SP]

**WBAL (1090-AM)**  
3800 Hooper Avenue  
Baltimore, MD 21211  
(410) 338-6592  
(410) 338-6675 [fax]  
sdavis@wbal.com  
Steve Davis [SD]  
Jerry Coleman [SA]  
Mark White [SA]  
Lee Ricketts [SP]

**WTEM (980-AM)**  
8750 Brookville Road  
Silver Spring, MD 20910  
(301) 770-5701  
(301) 881-8025 [fax]  
scottlinn@clearchannel.com  
Andy Pollin [SD]  
Steve Czaban [STH]  
Rick "Doc" Walker [STH]  
Chns Johnson [SP]  
Scott Linn [SA]  
Bram Weinstein [SR]  
Al Galdi [SA]  
Scott Jackson [SA]  
Kevin Sheehan [SA]

**WCBM (680-AM)**  
1726 Reisterstown Road, Suite 117  
Baltimore, MD 21208  
(410) 580-6800  
(410) 580-6810 [fax]  
Ted Patterson [STH]

**WFMD (930-AM)**  
5966 Grove Hill Road  
Frederick, MD 21703  
(301) 663-4181  
(301) 682-8018 [fax]

**WJFK (106.7-FM)**  
10800 Main Street  
Fairfax, VA 22030  
(703) 691-1900  
(703) 352-0111 [fax]

**WMAL (630-AM)**  
4400 Jenifer St.  
Washington DC 20015  
(202) 686-3020  
(202) 537-0009 [fax]  
Tom.e.blaz@abc.com  
Tom Blaz [SR]  
Bryan Nehman [SR]

**WNST (1570-AM)**  
1550 Hart Road  
Towson, MD 21286  
(410) 821-9678  
(410) 828-4698 [fax]  
stevieh@wnst.net  
Paul Kopelke [GM]  
"Nasty" Nestor Aparicio [SD]  
Bob Haynie [STH]  
Steve Hennessey [SP]  
Ray Bachman [SP]  
Terry Ford [STH]  
Drew Forrester [STH]  
Jeremy Conn [STH]

**WDLB (1450-AM)**  
5900 Pnncess Garden Parkway  
Lanham, MD 20706  
(301) 306-1111  
(301) 306-1149 [fax]

**WTOP (1500-AM, 820-AM, 107.7-FM)**  
3400 Idaho Ave., NW  
Washington DC 20016  
(202) 895-5060  
(202) 895-5149 [fax]  
djohnson@wtopnews.com  
Dave Johnson [SD]  
Byron Kerr [SR]  
Frank Hanrahan [SR]

## TV OUTLETS

**WBAL (NBC-11)**  
3800 Hooper Ave.  
Baltimore, MD 21211  
(410) 338-1750  
(410) 467-6671 [fax]  
11sports@thetwbchannel.com  
Gerry Sandusky [SD]  
Pete Gilbert [SA]  
Chris Dachille [SP]

**WBFF (FOX-45)**  
2000 W. 41st St.  
Baltimore, MD 21211  
(410) 467-5595  
(410) 467-5093 [fax]  
Bruce Cunningham [SD]  
Amber Theohams [SA]  
Vince Villani [SP]  
Steve Penczek [SP]

**WJZ (CBS-13)**  
Television Hill  
Baltimore, MD 21211  
(410) 578-7522  
(410) 578-0642 [fax]  
mpupo@cbs.com  
Mark Viviano [SD]  
Mike Pupo [ESP]  
Stan Saunders [SR/SP]  
Scott Curkin [SR/SP]

**WMAR (ABC-2)**  
6400 York Road  
Baltimore, MD 21212  
(410) 377-7558  
(410) 377-0493 [fax]  
marlyan@wmarr.com  
Scott Garceau [SD]  
Keith Mills [SA]  
Adam Marlyan [SP]  
Lon Snyder [SP]

**WJLA (ABC-7)**  
1100 Wilson Blvd.  
6th Floor  
Arlington, VA 22209  
(703) 236-9552  
(703) 236-9263 [fax]  
sports@wjla.com  
Tim Brant [SD]  
Greg Toland [SA]  
Keith Abernathy [SP]  
Alex Parker [SP]  
Ross McCallum [SP]

**WRC (NBC-4)**  
4001 Nebraska Ave. NW  
Washington, DC 20016  
(202) 885-4451  
(202) 885-4002 [fax]  
wrcsports@nbc.com  
George Michael [SD]  
Wally Bruckner [SA]  
Joe Schreiber [ESP]

**WTTG (FOX-5)**  
5151 Wisconsin Ave.  
Washington, DC 20016  
(202) 895-3026  
(202) 895-3010 [fax]  
feldyfox5@yahoo.com  
Dave Feldman [SD]  
Lou Holder [SA/SR]  
Diane Roberts [SR]

**WUSA (CBS-9)**  
4100 Wisconsin Ave. NW  
Washington, DC 20016  
(202) 895-5600  
(202) 363-6472 [fax]  
Brett Haber [SD]  
Joyce Jackson [SA]  
Levan Reid [SA]

**WHAG (NBC-25)**  
13 E. Washington St.  
Hagerstown, MD 21740  
(301) 797-4408  
(301) 745-4093 [fax]  
Josh Reed [SD]  
James Hill [SR]  
Shawn Steper [SR]

**WMDT (ABC-47)**  
202 Downtown Plaza  
Salisbury, MD 21803  
(410) 742-4747, ext. 324  
(410) 749-4777 [fax]  
sports@wmdt.com  
Sean Smith [SA]

**Newschannel 8**  
1100 Wilson Blvd.  
6th Floor  
Arlington, VA 22209  
(703) 236-9628  
(703) 912-5329 [fax]  
sports@newschannel8.net  
Glenn Hamis [SA]  
Ross McCallum [SP]  
Colvin Underwood [SR]  
Terry Cornwell [SP]  
John Giacomo [SP]

**Comcast SportsNet**  
7700 Wisconsin Ave.  
Suite 200  
Bethesda, MD 20814  
(240) 497-3401  
(301) 718-3324 [fax]  
jyasharoff@comcastsportsnet.com  
Chick Hernandez [SA]  
Scott Hanson [SA]  
Brent Hams [SA]  
Kelli Johnson [SA]  
Sage Steele [SA]  
Michael Jenkins [SA]  
Russ Thaler [SA]  
Marius Payton [SA]  
Joe Yasharoff [AM]

**Prince George's Co. Cable News 15**  
9475 Lottsford Rd.,  
Suite 125  
Largo, MD 20774  
(301) 386-7627  
(301) 322-6132 [fax]  
Dave Goldman [SD]  
Chris Marks [SR]



# TERPS

IN THE

NBA

Steve  
**FRANCIS**  
Orlando Magic

Lonny  
**BAXTER**  
Houston Rockets

Laron  
**PROFIT**  
Los Angeles Lakers

Steve  
**BLAKE**  
Portland Trailblazers

Chris  
**WILCOX**  
Los Angeles Clippers

Obinna  
**EKEZIE**  
Cleveland Cavaliers

Juan  
**DIXON**  
Portland Trailblazers

Joe  
**SMITH**  
Milwaukee Bucks

Terence  
**MORRIS**  
Orlando Magic

Sarunas  
**JASIKEVICIUS**  
Indiana Pacers

NBA Rosters as of Oct. 10, 2005





D.J.  
**STRAWBERRY**  
Junior Guard

James  
**GIST**  
Sophomore Forward

Ekene  
**IBEKWE**  
Junior Forward

Mike  
**JONES**  
Junior Guard

Will  
**BOWERS**  
Junior Center

Comcast



