

UNIVERSITY OF

MARYLAND

2006-07 MEN'S BASKETBALL

James Gist
Junior
Forward

Gary Williams
Head Coach

Ekene Ibekwe
Senior
Forward


D.J. Strawberry
Senior
Guard

Mike Jones
Senior
Guard

<p>Bb Bisbee II</p>	<p>27 SPORTS</p>	<p>1 TEAM</p>
--------------------------------	-----------------------------	--------------------------

MARYLAND BASKETBALL

CHAMPIONSHIP TRADITION



**2002
National
Champions**



2004 ACC Champions









11 Consecutive NCAA Tournaments
Seven Sweet Sixteens Since 1994
Final Four: 2001, 2002
Sweet Sixteen: 1994, 1995, 1998, 1999, 2001, 2002, 2003
NCAA Tournament: 1994, 1995, 1996, 1997, 1998, 1999, 2000, 2001, 2002, 2003, 2004

2006-07 MARYLAND BASKETBALL

DAY	DATE	OPPONENT	TIME	TV
Wed.	Nov. 1	CALIFORNIA, PA. (Exhibition)	8:00	
Sat.	Nov. 4	CANADIAN TEAM (Exhibition)	8:00	
2K SPORTS COLLEGE HOOPS CLASSIC				
COLLEGE PARK REGIONAL				
Tue.	Nov. 7	New Orleans vs. Vermont	TBA	
Tue.	Nov. 7	MARYLAND vs. HAMPTON	8:30	ESPN2
Wed.	Nov. 8	Tuesday losers	TBA	
Wed.	Nov. 8	Tuesday winners	TBA	ESPN2
<i>(Terps play at 7 p.m. Wednesday; Other Regional Hosts: Michigan State, Texas, St. John's)</i>				
Sun.	Nov. 12	FLORIDA A&M	7:00	CSN
2K SPORTS COLLEGE HOOPS CLASSIC				
CHAMPIONSHIP ROUNDS (at New York, N.Y.)				
Thu.	Nov. 16	Semifinals	7:00/9:00	ESPN2
Fri.	Nov. 17	Championship/Consolation	7:00/9:00	ESPN2
Mon.	Nov. 20	WINTHROP	8:00	CSN
Fri.	Nov. 24	HIGH POINT	1:30	CSN
Tue.	Nov. 28	at Illinois (ACC/Big 10 Challenge)	7:00	ESPN
Sun.	Dec. 3	vs. Notre Dame (BB&T Classic)	6:30	CSN
Wed.	Dec. 6	FORDHAM	8:00	
Sun.	Dec. 10	at Boston College*	6:30	FSN
Wed.	Dec. 13	MISSOURI-KANSAS CITY	8:00	CSN
Sat.	Dec. 23	AMERICAN	1:00	CSN
Thu.	Dec. 28	MOUNT ST. MARY'S	8:00	CSN
Sun.	Dec. 31	SIENA	1:00	
Thu.	Jan. 4	IONA	8:00	CSN
Wed.	Jan. 10	MIAMI*	9:00	RLF Split
Sat.	Jan. 13	CLEMSON*	2:00	ESPN2
Tue.	Jan. 16	at Virginia*	8:00	RLF Split
Sun.	Jan. 21	at Virginia Tech*	7:30	FSN
Wed.	Jan. 24	GEORGIA TECH*	9:00	RLF Split
Tue.	Jan. 30	at Florida State*	8:00	RLF Split
Sat.	Feb. 3	at Wake Forest*	8:00	RLF
Tue.	Feb. 6	VIRGINIA*	9:00	RSN
Sun.	Feb. 11	DUKE*	5:00	FSN
Wed.	Feb. 14	at NC State*	7:00	ESPN2
Sun.	Feb. 18	at Clemson*	4:00	RLF Split
Wed.	Feb. 21	FLORIDA STATE*	9:00	RLF Split
Sun.	Feb. 25	NORTH CAROLINA*	5:30	FSN
Wed.	Feb. 28	at Duke*	9:00	ESPN
Sat.	Mar. 3	NC STATE*	3:30	ABC
Thu.-Sun.	Mar. 8-11	at ACC Tournament (Tampa, Fla.)	TBA	RLF/ESPN
Thu.-Sun.	Mar. 15-18	NCAA First & Second Rounds <i>(Sites: Buffalo, Sacramento, Lexington, Winston-Salem, Chicago, Columbus, Spokane, New Orleans)</i>	TBA	CBS
Thu.-Sun.	Mar. 22-25	NCAA Regionals <i>(Sites: San Antonio, San Jose, East Rutherford, St. Louis)</i>	TBA	CBS
Sat.-Mon.	Mar. 31-Apr. 2	NCAA Final Four (Atlanta, Ga.)	TBA	CBS

* - Atlantic Coast Conference game; All times and dates subject to change;
 All times Eastern; Home games played at Comcast Center (17,951) listed in **BOLD**
 Radio - All games on the Maryland Sports Radio Network
 (Flagships: ESPN 1300AM, WHFS-FM 105.7) and umterps.com
 TV Key - ESPN, ESPN2, CBS, Fox Sports Net (FSN) - national broadcasts;
 Raycom/Lincoln Financial networks (RLF/RLF Split);
 Regional Sports Network (RSN) - regional broadcasts;
 Comcast Sports Net (CSN) - regional broadcasts.

TABLE OF Contents



THIS IS MARYLAND BASKETBALL

2006-07 Schedule	1
Table of Contents	2
This Is Maryland Terrapins Basketball	4
Comcast Center	6
The Gory Williams Datebook	8
Championship Tradition	12
Basketball Family	14
Gameday at Garyland	16
The Power of The ACC	18
Maryland In The Spotlight	20
No Better Place To Be	22
So Much... So Close	24
In Memory Of Marvin Perry	26

2006-07 SEASON PREVIEW

Season Outlook	28
Roster Information	31
Pronunciation Guide	31
Preseason Notebook & Honors	32

COACHING STAFF

Head Coach Gary Williams	34
Assistant Coach Michael Adams	46
Assistant Coach Chuck Driesell	48
Assistant Coach Keith Booth	50
Director of Basketball Operations Troy Wainwright	52
Men's Basketball Support Staff	54

MEET THE TERRAPINS

Will Bowers	58
Parrish Brown	60
Gini Chukura	62
Ekene Ibekwe	64
Mike Jones	67
D.J. Strawberry	70
James Gist	73
Dave Neal	75
Jerome Burney	77
Eric Hayes	78
Landon Milbourne	79
Bambale Osby	80
Greivis Vasquez	81
Radio/TV Chart	82

ACC & OPPONENTS

About the Atlantic Coast Conference	84
ACC & NCAA Tournament Brackets	85
2005-06 ACC Standings & Stats	86
ACC Composite Schedule	88
American, Boston College	90
Clemson, Duke	91
Florida State, Fordham	92
Georgia Tech, Hampton	93
High Point, Illinois	94
Iona, Miami	95
Missouri-Kansas City, Mount St. Mary's	96
North Carolina, NC State	97
Notre Dame, Siena	98
Virginia, Virginia Tech	99
Wake Forest, Winthrop	100



2006-07 Media Guide Credits

The 2006-07 University of Maryland Men's Basketball Media Guide was published by the Maryland Athletics Media Relations Office with the intent to serve all media and followers of Terrapin basketball. Additional copies may be purchased for \$25. Mail orders should include \$3 for postage and handling.

The guide was written and edited by publications coordinator Patrick Fischer, associate athletics director Doug Dull and Jason Yaman. Layout and design by Patrick Fischer.

Photography by Bruce L. Schwartzman, Phil Straw, Greg Flume, Tony Quinn, Bill Vaughan, NBAE/Getty Images and NBA Properties.

The Maryland Athletics Media Relations staff extends its thanks to all ACC and opponent sports information offices and all members of past sports information staffs that have assisted in compiling information that is an integral part of this guide. Any corrections or additions to the media guide are welcome and should be directed, via e-mail, to Doug Dull at ddull@umd.edu.



The University of Maryland is an equal opportunity institution with respect to both education and employment. The University does not discriminate on the basis of race, color, religion, sex or handicap in admission or access to, or treatment or employment in, its programs and activities as required by federal (Title VI, Title IX, Section 504) and state laws and regulations. Inquiries regarding compliance with Title VI of the Civil Rights Act of 1964, as amended, Title IX of the 1972 Educational Amendment, Section 504 of the Rehabilitation Act of 1973, or related legal requirements should be directed to the Office of Human Relations, 107 Hornbake Library, University of Maryland, College Park, Md. 20742; telephone—301-405-2335. Inquiries concerning the application of Section 504 and Part 34 of the C.F.R. to the University of Maryland, College Park, may be directed to the Director, Disabled Student Services, 126 Shoemaker Hall, University of Maryland, College Park, Md. 20742; telephone—301-314-7362 (voice) or 301-314-7683 (TTY).

2005-06 SEASON REVIEW

Review Notebook 102
 Game-By-Game Results 103
 Season Statistics 104
 Team Game-By-Game 105
 Points-Rebounds-Assists 106
 Tracking The Terps 106
 Superlatives 107
 Miscellaneous Statistics 108
 Game Recaps 109

THE RECORD BOOK

Year-By-Year Finishes 120
 Coaching History, Arena History 121
 All-Time AP Poll 122
 All-Time Coaches Poll 123
 Individual Records 124
 Individual Leaders 125
 Class Records 130
 Annual Leaders 132
 Team Records 134
 Largest Margins 136
 Overtime Games 136
 100-Point Games 137
 Maryland Year-By-Year Stats 138
 Opponent Year-By-Year Stats 139
 All-Time Results 140
 Series Records 146
 Series Results 147
 Regular Season Tournaments 153
 ACC Tournament History 154
 Postseason History 156
 NCAA Tournament Records 157

HISTORY AND HONORS





Teams of Tradition 162
 Honored Jerseys 169
 Award Winners 174
 All-Time Roster 176
 Career Statistics 178
 Cole Field House 181

TERPS IN THE PROS

Terps In The NBA Draft, Lottery History 184
 Terps' Draft History 185
 Terps In The Pros 186
 Terps As Pro Coaches 188

UNIVERSITY & ATHLETICS DEPARTMENT

University of Maryland 190
 Distinguished Alumni 192
 President C.D. Mote Jr. 193
 Athletics Director Deborah A. Yow 194
 Athletics Administration 196
 Academic Support & Career Development 200
 Strength & Conditioning 202
 Sports Medicine 203
 Athletic Development 204
 Terrapin Radio Network 205
 Media Guidelines 206
 Covering The Terps 208



THIS IS Maryland

Maryland has reached 13 straight postseasons. In seven of the last ten years, Maryland has received a top-5 seed in the NCAA Tournament.

Head coach Gary Williams became the school's all-time winningest coach during the 2005-06 season. He has 353 wins as head coach of the Terps, and 560 career victories over 28 years.

QUICK FACTS

Founded: 1807
Enrollment: 35,329
Nickname: Terrapins, Terps
Colors: Red, White, Black and Gold
Arena (Capacity): Comcast Center (17,950)
Affiliation: NCAA Division I
Conference: Atlantic Coast
President: Dr. C.D. Mote Jr. (California '59)
Athletics Director: Deborah A. Yow (Elan '74)
Athletic Department Phone: 301-314-7075
Press Row Phone: 301-314-8624
First Year of Basketball: 1904-05
Overall All-Time Record: 1,269-903 (.584)
NCAA Tournament Appearances/Last: 21/2004
National Championships: 1 (2002)
NCAA Final Fours: 2 (2001, 2002)
NCAA Final Eights: 4 (1973, 1975, 2001, 2002)
NCAA Sweet Sixteens: 13 (1958, 1973, 1975, 1980, 1984, 1985, 1994, 1995, 1998, 1999, 2001, 2002, 2003)
ACC Championships: 7
 (Tournament Champions — 1958, 1984, 2004; Regular Season Champions — 1975, 1980, T-1995, 2002)

BASKETBALL STAFF

Head Coach: Gary Williams
 (Maryland '68/17th season)
Overall Record (Years): 560-319 (28)
Record at Maryland (Years): 353-191 (17)
Assistant Coach: Michael Adams
 (Boston College '85/2nd season)
Assistant Coach: Chuck Driesell
 (Maryland '85/1st season)
Assistant Coach: Keith Booth
 (Maryland '03/3rd season)
Director/Operations: Tray Wainwright
 (UMUC '04/11th season)
Basketball Office Phone: 301-314-7029

MEDIA RELATIONS

Associate A.D./Media Relations: Doug Dull
 (Maryland '81)
Media Relations Phone: 301-314-7064
Media Relations Fax: 301-314-9094
Men's Basketball Contact: Jason Yaman
Office Phone: 301-314-8052
E-mail: jyaman@umd.edu
Athletics Website: www.umterps.com
Media Relations Mailing Address:
 2725 Comcast Center, College Park, MD 20742

TEAM INFORMATION

2005-06 Overall Record: 19-13
ACC Record/Finish: 8-8, 6th
ACC Tournament: 1-1
 Maryland defeats Georgia Tech, 82-64 (First Round)
 Boston College defeats Maryland, 80-66 (Quarterfinals)
Postseason: 0-1, NIT First Round
 Manhattan defeats Maryland 87-84 (First Round)
Letterwinners Returning/Lost: 8/4
Starters Returning/Lost: 4/1
Newcomers: 5



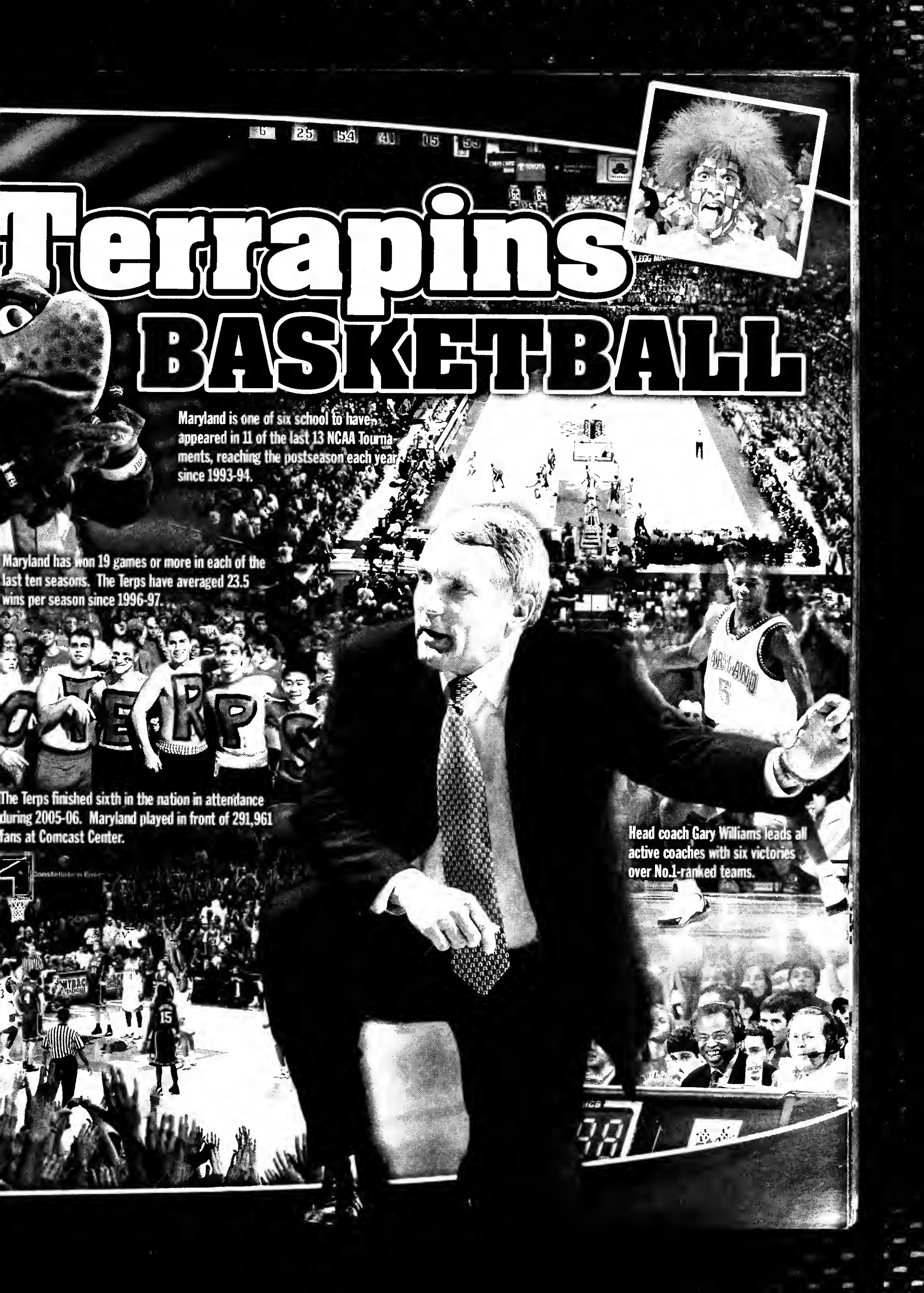
Terrapins BASKETBALL

Maryland is one of six schools to have appeared in 11 of the last 13 NCAA Tournaments, reaching the postseason each year since 1993-94.

Maryland has won 19 games or more in each of the last ten seasons. The Terps have averaged 23.5 wins per season since 1996-97.

The Terps finished sixth in the nation in attendance during 2005-06. Maryland played in front of 291,961 fans at Comcast Center.

Head coach Gary Williams leads all active coaches with six victories over No.1-ranked teams.



Comcast center



Men's and women's basketball locker rooms are decked with individual lockers, a meeting room, team lounge, coaches locker rooms and adjoining training facilities.


2006 NCAA DIVISION I MEN'S BASKETBALL HOME ATTENDANCE LEADERS

RANK, SCHOOL	G	ATTENDANCE	AVERAGE
1. Kentucky	15	341,445	22,763
2. Syracuse	19	410,153	21,587
3. North Carolina	17	344,071	20,239
4. Louisville	22	402,963	18,316
5. Tennessee	15	269,310	17,954
6. MARYLAND	17	291,961	17,174
7. Wisconsin	16	274,272	17,142
8. Indiana	13	220,343	16,949
9. Illinois	16	265,888	16,618
10. Kansas	16	260,800	16,300


COMCAST QUICK FACTS


Capacity	17,950
Total Square Feet	440,000
On-Site Parking*	6,000
Seats for the Disabled	170
Restrooms	37
Concession Stands	12
Luxury Suites	20
Building Site	On Campus
Heritage Hall	Capacity 400
Auxiliary Competition & Practice Venue	Capacity 1,500
Terps Merchandise Store	Open 10-6, Mon.-Sat. and Gamedays

*Within an eight-minute walk



Spacious concourses on two levels provide ample room for comfort, including 37 restrooms and 12 concession stands.





The NABC/Sears National Championship Trophy and Final Four jump circle from Atlanta are displayed in Comcast Center to celebrate the Terps' 2002 national title.

Gary Williams has earned a spacious and stylish office to greet players, coaches, guests and recruits.

On Jan. 18, 2003, No. 17 Maryland downed No. 1 Duke, 87-72, in the Terps' first slaying of a top-ranked team in Comcast Center.

Maryland's new home for Terrapin Athletics was completed in the fall of 2002 and has already provided three seasons of topped attendance records and memories on the hardwood. Comcast Center provides a seating capacity of 17,950 fans for basketball, and serves as a campus site for university special events and select community events.

The Terrapins' first public basketball event was its 2002 Midnight Madness celebration, which has grown to one of the premiere student events of the academic year. In its first season, 281,057 fans were on hand to witness Terrapin basketball games for a per-game average of 17,566 as the Terrapins finished fifth in the nation. The Terps went on to finish fifth in the nation once again in 2003-04, with a school-record 287,200 spectators packing the arena for 16 full sellouts and a capacity per-game average of 17,950. Maryland drew 299,391 fans to Comcast Center during the 2004-05 season, again setting a school record. The Terps finished sixth in the nation in home attendance last season and has a three-year average of 17,168.

The honored jersey numbers of 15 of the greatest men's basketball players in school history, as well as banners commemorating the 2002 national championship and the 2002 National Coach of the Year Gary Williams, hang high above the court in Comcast Center's rafters. The 2004 ACC Tournament Championship banner was added two years ago.

Twenty suites provide enhanced viewing and entertainment capabilities for Maryland fans. Maryland's student section, affectionately known as "GARYLAND," accommodates 4,000 of the Terps' perennial ardent supporters. Students fill the first 10 rows that ring the arena floor and a majority of seats on the arena's west wall – which at an intimidating 35 degree incline provides the Terrapins' with a unique home court advantage.

Comcast Center houses the university's athletics administration offices and includes a 7,000-square-foot Academic Support Center, providing an enhanced study atmosphere for the school's nearly 750 student-athletes on 27 teams. An additional 1,500-seat gymnasium serves as home to the Terps' volleyball, gymnastics and wrestling teams, and Sprint Heritage Hall multi-purpose room is equipped to host banquets, press conferences, meetings and serve as a pregame restaurant suite overlooking the competition arena.

Comcast Center is an excellent place for alumni and fans to enjoy their favorite sports and share in their common Terrapin spirit. Visitors can learn about the men and women who have forged the Maryland Athletics program among the nation's elite as they stroll through the Terrapin Walk of Fame and History. The Terrapin Team Store, located just off the soaring three-level atrium lobby, allows visitors to outfit their pride.

Maryland has once again reclaimed the status of having the best student activities center and basketball arena in the country.

THE Gary Williams

1989-90

June 13, 1989 - Named Maryland's seventh head coach. He becomes only the second former Terp player to be named head coach. **[1]**

Nov. 25, 1989 - Defeated Delaware State, 87-53, in his first game as head coach.

Jan. 4, 1990 - Defeated Wake Forest, 88-82, in his first ACC game as Maryland's coach.

Jan. 10, 1990 - Defeated North Carolina, 98-88, to gain his first victory over a ranked team as Maryland's coach. **[2]**

March 15, 1990 - Defeated Massachusetts, 91-81, in the first round of the NIT at Cole Field House. Williams becomes the first Maryland coach to take a team to the post-season in his first season.

1990-91

Dec. 29, 1990 - Guided the Terps to victories over Rutgers, 86-81, and South Carolina, 78-69, to gain the championship of the ECAC Holiday Festival at Madison Square Garden. **[3]**

1991-92

March 1, 1992 - Defeated No. 10 North Carolina, 82-80, at Cole Field House.

June 24, 1992 - All-American Walt Williams selected as the No. 7 overall pick in the 1992 NBA Draft by the Sacramento Kings. **[4]**

1992-93

Jan. 19, 1993 - Defeated No. 12 Oklahoma, 89-78, at Baltimore Arena.

1993-94

Nov. 26, 1993 - Defeated No. 15 Georgetown in overtime, 84-83, at USAir Arena.

Jan. 17, 1994 - Ranked No. 25 in the weekly AP poll, marking Maryland's first appearance in the national poll since 1985. **[5]**

March 13, 1994 - Maryland named to the NCAA Tournament for the first time since 1988, earning a No. 10 seed in the Midwest Region.

March 17, 1994 - Defeated Saint Louis, 74-66, in his first NCAA Tournament game as the Terps' head coach.

March 19, 1994 - Defeated second-seeded Massachusetts, 95-87, in the biggest upset of the 1994 NCAA Tournament. Maryland reached the Sweet Sixteen for the first time since 1985. **[6]**

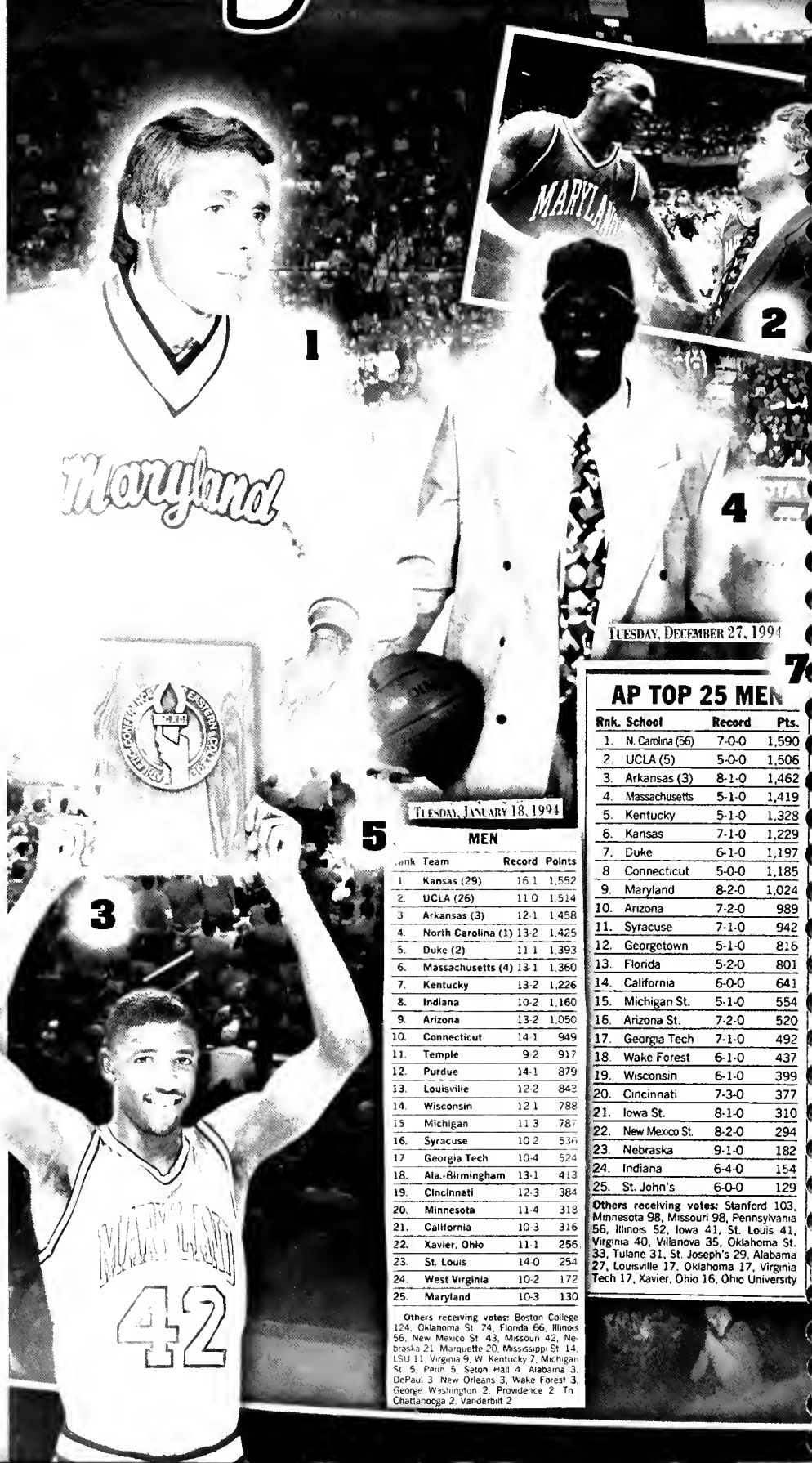
1994-95

Nov. 7, 1994 - Signed a seven-year contract extension.

Dec. 26, 1994 - Ranked No. 9 in the weekly AP Poll to mark the Terps' first top 10 ranking since 1984. **[7]**

Feb. 7, 1995 - Defeated No. 1 North Carolina, 86-73, for his first win as Maryland's coach over the nation's top-ranked team.

March 13, 1995 - No. 10 final AP rankings is Terps' first top 10 ranking in a final poll since 1980.



TUESDAY, DECEMBER 27, 1994

AP TOP 25 MEN

Rnk.	School	Record	Pts.
1.	N. Carolina (56)	7-0-0	1,590
2.	UCLA (5)	5-0-0	1,506
3.	Arkansas (3)	8-1-0	1,462
4.	Massachusetts	5-1-0	1,419
5.	Kentucky	5-1-0	1,328
6.	Kansas	7-1-0	1,229
7.	Duke	6-1-0	1,197
8.	Connecticut	5-0-0	1,185
9.	Maryland	8-2-0	1,024
10.	Arizona	7-2-0	989
11.	Syracuse	7-1-0	942
12.	Georgetown	5-1-0	816
13.	Florida	5-2-0	801
14.	California	6-0-0	641
15.	Michigan St.	5-1-0	554
16.	Arizona St.	7-2-0	520
17.	Georgia Tech	7-1-0	492
18.	Wake Forest	6-1-0	437
19.	Wisconsin	6-1-0	399
20.	Cincinnati	7-3-0	377
21.	Iowa St.	8-1-0	310
22.	New Mexico St.	8-2-0	294
23.	Nebraska	9-1-0	182
24.	Indiana	6-4-0	154
25.	St. John's	6-0-0	129

Others receiving votes: Stanford 103, Minnesota 98, Missouri 98, Pennsylvania 56, Illinois 52, Iowa 41, St. Louis 41, Virginia 40, Villanova 35, Oklahoma St. 33, Tulane 31, St. Joseph's 29, Alabama 27, Louisville 17, Oklahoma 17, Virginia Tech 17, Xavier, Ohio 16, Ohio University

TUESDAY, JANUARY 18, 1994

Rnk.	Team	Record	Points
1.	Kansas (29)	16-1	1,552
2.	UCLA (26)	11-0	1,514
3.	Arkansas (3)	12-1	1,458
4.	North Carolina (1)	13-2	1,425
5.	Duke (2)	11-1	1,393
6.	Massachusetts (4)	13-1	1,360
7.	Kentucky	13-2	1,226
8.	Indiana	10-2	1,160
9.	Arizona	13-2	1,050
10.	Connecticut	14-1	949
11.	Temple	9-2	917
12.	Purdue	14-1	879
13.	Louisville	12-2	842
14.	Wisconsin	12-1	788
15.	Michigan	11-3	787
16.	Syracuse	10-2	534
17.	Georgia Tech	10-4	524
18.	Ala.-Birmingham	13-1	413
19.	Cincinnati	12-3	384
20.	Minnesota	11-4	318
21.	California	10-3	316
22.	Xavier, Ohio	11-1	256
23.	St. Louis	14-0	254
24.	West Virginia	10-2	172
25.	Maryland	10-3	130

Others receiving votes: Boston College 124, Oklahoma St. 74, Florida 66, Illinois 56, New Mexico St. 43, Missouri 42, Nebraska 21, Marquette 20, Mississippi St. 14, LSU 11, Virginia 9, W. Kentucky 7, Michigan St. 5, Penn. 5, Seton Hall 4, Alabama 3, DePaul 3, New Orleans 3, Wake Forest 3, George Washington 2, Providence 2, Chattanooga 2, Vanderbilt 2.

TEAMS DATEBOOK



March 18, 1995 - Defeated Texas, 82-68, to advance to the NCAA Sweet Sixteen for the second consecutive season. [8]

1995-96

June 28, 1995 - National Player of the Year selection Joe Smith selected as the No. 1 overall pick in the 1995 NBA Draft in Toronto. [9]

March 11, 1996 - Maryland named to the NCAA Tournament for the third consecutive season.

1996-97

March 9, 1997 - Maryland named to the NCAA Tournament for the fourth consecutive season.

1997-98

Jan. 14, 1998 - Defeated No. 1 North Carolina in OT, 89-83, for his second victory over a top-ranked opponent. [10]

March 8, 1998 - Named to the NCAA Tournament for a school-record fifth consecutive season, earning No. 4 seed in the West Region.

March 14, 1998 - Defeated No. 22 Illinois to advance to the Sweet Sixteen for the third time in five years. [11]

1998-99

Nov. 28, 1998 - Defeated Pittsburgh, 87-52, to win the prestigious Puerto Rico Shootout. [12]

March 7, 1999 - Named to the NCAA Tournament for the sixth consecutive season, earning a No. 2 seed in the South Region to match Maryland's highest NCAA Tournament seed in history.

March 13, 1999 - Defeated Creighton, 75-63, to advance to the Sweet Sixteen for the fourth time in six years.

June 30, 1999 - Second-team All-American Steve Francis selected as the second pick of the 1999 NBA Draft. Obinna Ekezie and Laron Profit were selected in the second round. [13]

1999-00

Dec. 11, 1999 - Defeated No. 22 Kentucky, 72-66, to earn his 200th victory while coaching at Maryland.

Feb. 9, 2000 - Terps upend Duke at Cameron Indoor Stadium, 98-87, to snap the Devils' 18-game win streak which was then the longest in the country. The win also ended Duke's 46-game win streak at Cameron, and an ACC-record 31-game regular season conference win streak.

March 1, 2000 - Defeated Florida State, 85-70, to stretch its ACC win streak to nine games and establish a new Terrapin record.

March 12, 2000 - Advanced to its first ACC Tournament final since 1984, and later named a No. 3 seed in the NCAA Midwest Region.

THE Gary Williams

2000-01

- March 3, 2001** – Regular season concluded with a 35-point home win over rival Virginia, the largest win in series history.
- March 11, 2001** – Earned its eighth consecutive bid to the NCAA Tournament, a No. 3 seed in the West Region. [1]
- March 22, 2001** – A 76-66 win over Georgetown sends Maryland to the Elite Eight for the first time since 1975.
- March 24, 2001** – An 87-73 win over top-seeded Stanford catapults Maryland to a West Region title and the Terps' first Final Four. Lonny Baxter is named the regional's Most Outstanding Player. [2]
- March 31, 2001** – Maryland is joined by Arizona, Duke and Michigan State at the 2001 Final Four in Minneapolis. [3]

2001-02

- Nov. 5, 2001** – Maryland's No. 2 preseason AP ranking is the highest in school history.
- Feb. 17, 2002** – Defeated top-ranked Duke, 87-73, before a capacity crowd at Cole Field House.
- March 3, 2002** – In the final game ever to be played at Cole Field House, Terps beat Virginia 112-92 to clinch their first ACC regular season crown since 1980, and complete a 15-0 home season.
- March 10, 2002** – Earned the highest NCAA Tournament seed in history, drawing a ninth-straight NCAA bid with a No. 1 seed in the East Region.
- March 11, 2002** – Williams earned his first selection as the ACC's Coach of the Year.
- March 12, 2002** – Shooting guard Juan Dixon was honored as AP first team All-American and the ACC's Player of the Year.
- March 17, 2002** – Terps dismantle Wisconsin at MCI Center, 87-57, to advance to their sixth Sweet Sixteen in nine seasons. In the same game, Juan Dixon became the school's all-time scoring leader.
- March 22, 2002** – Defeated Kentucky, 78-68, to reach the NCAA's Elite Eight.
- March 24, 2002** – Outlasted Connecticut, 90-82, to reach the Final Four for a second consecutive season. Lonny Baxter became the 10th player in history to earn Regional MVP honors a second time. [4]
- March 30, 2002** – Defeated Kansas, 97-88, to advance to the school's first-ever championship game. [5]
- April 1, 2002** – Defeated Indiana, 64-52, to claim Terps' first national title in history. [6]
- April 2, 2002** – Williams accepts the Sears Trophy and celebrates the school's first No. 1 ranking in history, by USA Today/ESPN. Later in the same day, over 10,000 fans greeted the champion Terps at a victory celebration at Cole Field House.
- May 16, 2002** – Williams honored with the Winged Foot Award as the coach of the national champions at a formal dinner hosted by the New York Athletic Club. [7]
- May 21, 2002** – Terps were welcomed at the White House by President George W. Bush. [8]



WILLIAMS DATEBOOK



12

June 26, 2002 – Chris Wilcox was chosen as the eighth selection in the 2002 NBA draft, chosen by the Los Angeles Clippers. Dixon was chosen by the Washington Wizards with the 17th selection, marking the first time since 1981 that two Maryland players were selected in the first round of the NBA draft.

June 29, 2002 – Accepted the Victor Award in Las Vegas, recognizing college basketball's coach of the year as voted by the National Academy of Sports Editors.

Oct. 2002 – "Sweet Redemption" hits bookstands. It is the Gary Williams autobiography as told with award-winning author David A. Vise. [9]

2002 - 03

Nov. 24, 2002 – Williams and the Terps open state-of-the-art Comcast Center with 64-49 victory over Miami (Ohio). [10]

Jan. 18, 2003 – Maryland downs No. 1 Duke, 87-72, tying Williams among active ACC head coaches for the most career victories over top-ranked teams.

March 2, 2003 – Drew Nicholas' game-winning 3-pointer with 1.5 seconds left at NC State gives Williams his 500th career coaching victory.

March 21, 2003 – Playing in their 10th straight NCAA Tournament, the Terps are lifted to victory over UNC Wilmington by an unbelievable Nicholas buzzer-beating 3-pointer. [11]

March 28, 2003 – Terps play in their seventh NCAA Sweet Sixteen game in 10 opportunities at the Alamodome in San Antonio, Texas. [12]

2003 - 04

Dec. 10, 2003 – The Terps post a 69-68 (ot) victory at No. 1 Florida as Williams becomes the nation's winningest active coach over top-ranked opponents.

March 12, 2004 – Needing a victory to ensure a NCAA bid, the Terrapins down third-seeded Wake Forest, 87-86, in the ACC Tournament's quarterfinal round.

March 13, 2004 – The Terps complete the greatest comeback in ACC Tournament history, overcoming a 21-point first-half deficit to surprise No. 2 seed NC State in the semifinal round.

March 14, 2004 – Maryland completes the sweep by downing top-seeded Duke, 95-87 (ot), to capture their first ACC Tournament since 1984 and the first of Williams' career. [13]

March 18, 2004 – Playing as the No. 4 seed in their 11th consecutive NCAA Tournament, the Terps down UTEP, 86-83, to give Maryland an eighth-straight 20-win season.

March 20, 2004 – For only the third time in the history of the NCAA Tournament, the previous two national champions collide as 2002 titlewinner Maryland faces 2003 champion Syracuse. [14]

2004 - 05

Nov. 26, 2004 – Maryland dominates Memphis, 84-61, before a national television audience at the Hall of Fame Tipoff Classic in Springfield, Mass. (photo available of trophy presentation)

Jan. 26, 2005 – Defeated second-ranked Duke, 75-66, at Cameron Indoor Stadium behind a 25-point performance from Nik Caner-Medley.

Feb. 12, 2005 – One of eight sites in all of college basketball selected to host ESPN's new "College Gameday" basketball show, Maryland provided a day-long event with a stirring 99-92 overtime win over Duke, completing the season sweep. [15]

March 26, 2005 – Maryland defeats TCU, 85-73, in the quarterfinals of the Postseason NIT, earning a trip to Madison Square Garden for the semifinals.

March 29, 2005 – The Terrapins complete their 12th straight season of postseason action in the NIT semifinals.

2005 - 06

November 23, 2005 – Maryland tops Arkansas, 75-62, in the Maui Invitational giving the Terps a 2-1 mark in Hawaii.

December 23, 2005 – Head coach Gary Williams captures his 550th career win with an 81-55 victory over American University.


January 25, 2006 – Maryland tops Georgia Tech, 86-74, as Gary Williams moves into third place ACC's career wins list (143).

February 7, 2006 – Gary Williams passes Lefty Driesell as Maryland's all-time winningest coach with 349 wins in College Park. [16]

March 18, 2006 – The Terrapins complete their 13th consecutive season of postseason action with a birth in the 2006 NIT.



16



SWEET REDEMPTION

GARY WILLIAMS AND DAVID A. VISE

9

10

11

12

13

10

11

14

15



Champions

TRADITION

Tuesday, April 2, 2002
 FIN
CHAMPIONS
 Gritty Terps claim 1st NCAA title




NCAA Final Four MVP Juan Dixon had 155 points in the 2002 tourney, the ninth-highest figure in tournament history. His five steals against Indiana were the most in a title game since 1990.

2002 NATIONAL CHAMPIONS

The Terps' 32 victories broke the Maryland record for wins in a season. The Terps became the 15th team in ACC history to win 30 games.



Maryland's Baxter & Dixon duo is the highest scoring tandem (4,127 points) in NCAA history to win a national championship. They are the 12th-highest scoring duo of all time.



Gary Williams became the first coach to lead his alma mater to an NCAA championship since 1974.



NCAA CHAMPIONS

85	SIENA	70
87	WISCONSIN	57
78	KENTUCKY	68
90	CONNECTICUT	82
97	KANSAS	88
64	INDIANA	52

Year of the Turp
 Like Fish: Pulling Away After Struggling With Nerves



IP

Maryland's ACC Tournament title was the third in school history (1958, 1984, 2004) and the first for the Terps in 20 years.



2004 ACC CHAMPIONS

ACC CHAMPIONS

87	No. 3 WAKE FOREST	86
85	No. 2 NC STATE	82
95	No. 1 Duke	87 (OT)

Then-sophomore John Gilchrist averaged 24.0 points, 6.3 assists and 5.3 rebounds per game en route to Tournament MVP honors.

The Terrapins, statistically the youngest team in college basketball in 2004, captured the Atlantic Coast Conference Tournament title in a season where the ACC was rated the toughest conference in the nation.

Maryland was only the third team in tournament history to beat the No. 3 seed, the No. 2 seed and the No. 1 seed en route to the conference crown.

The Terps overcame a 21-point first-half deficit to defeat NC State in the ACC Semi-final Round, marking the greatest comeback in the tournament's 51-year history.



Basketball FAMILY

**MARYLAND
MADNESS
LIVE!**


MARYLAND MADNESS

The Midnight Madness tradition that Charles "Lefty" Driesell started in College Park in 1971 continues today, and arguably, nobody does it better than the University of Maryland.

Perennially one of the Athletics Department's most popular events, Maryland Madness always features a music and laser light show and performances by the Terrapin Spirit Squad, the Gymkana Troupe and the dance team. More than 15,000 screaming fans have turned out annually to the event to catch a sneak preview of the Terps during their annual intrasquad scrimmage.

Head coach Gary Williams has made his spectacular Maryland Madness entrance a tradition. He rode out onto the court in a Harley-Davidson motorcycle in 2003, and drove Donnie Neuenberger's "Fear the Turtle" NASCAR one the floor in 2004.

A Gary Williams look-alike contest was part of the festivities in 2004, which was a fan-favorite during the evening's program. Maryland Madness was televised live on Comcast SportsNet in 2004 and 2006.



BASKETBALL ALUMNI

Former men's basketball players are among the most devoted followers of the Maryland team, and continue their involvement each year through various events, including an annual alumni game during Midnight Madness festivities and an alumni golf outing with Gary Williams.

Among the numerous participants who returned for the past several alumni games and Midnight Madness celebrations include: Mike Anderson, Earl Badu, Jeff Baxter, Adrian Branch, Neil Brayton, Wayne Bristol, LaRon Cephas, Bob Cutler, Matt Downing, Max Etienne, Norman Fields, Keith Gatlin, Ernie Graham, Jerry Greenspan, Joe Harrington, Bob Hart, Dave Henderson, Pete Holbert, Mo Howard, Speedy Jones, Donny Judd, Matt Kaluzinski, Mitch Kasoff, Matt Kovarik, Cedric Lewis, Derrick Lewis, Tom McMillen, Dutch Morley, Jim O'Brien, Brian Palmer, Matt Raydo, Johnny Rhodes, Tom Roy, Harvey Sanders, Ron Siegrist, Kurtis Shultz, Duane Simpkins, Garfield Smith, Jim Spiro, Terrell Stokes, Stan Swetnam, Mike Thibeault, Jap Trimble, and "The Wizard" Walt Williams.

BASKETBALL TRAVEL

The Maryland basketball team flies charter airplanes to nearly every game on its schedule. Pictured is a 50-passenger aircraft which transports the Terps from city to city throughout the season. This regional jet features two-by-two seating with no middle seats, and is the quietest flying jet in the world. It can cruise at 530 mph and up to 41,000 feet.

Charter flights make getting to, and coming back from, any destination easy and comfortable. This type of travel allows the Terps to be on campus and in class as soon as possible following road games, and overnight stays are minimized. The convenience and comfort of charter airplane travel allows for convenient, efficient, frequent service as well as maximized practice and study time.





IN THE COMMUNITY

The Terrapins and head coach Gary Williams are active members of the University of Maryland and greater Baltimore-Washington, D.C., community. The men's basketball team is involved in extensive charity, fund-raising and public speaking events throughout the year, particularly in the offseason.

In September of 2004, University of Maryland President C.D. Mote Jr. announced that Williams will co-chair the scholarship component of Maryland's ongoing \$200 million fund-raising campaign. Williams served as the commencement speaking at the graduation proceedings for the Robert H. Smith School of Business in 2004. He has been heavily involved in the NABC's Coaches vs. Cancer efforts, a program that is a partnership between the National Association of Basketball Coaches and the American Cancer Society. Williams also has worked with Maryland grad Boomer Esiason and others to benefit the Cystic Fibrosis Foundation, hosting charity basketball games and golf events. For the past two years, he has served as the honorary chairman for the Walk For for N.A.A.R., which has raised more than one million dollars for the National Alliance of Autism Research. He has also chaired Salvation Army's FORE Kids golf tournament in 2003 and 2004, which raises proceedings for Washington D.C.'s youth.

In the fall of 2004, Terrapin players and coaches joined with members of the Greek community in raising \$21,000 for Ronald McDonald House Charities as they took part in the Hoops For Kids event at Ritchie Coliseum.

COMMITMENT TO EDUCATION


Under Gary Williams, the Maryland basketball program continues to place a high priority on education and the personal growth of its student-athletes. Senior Ekene Ibekwe has been named the recipient of the LeFrak Scholarship Award for the third consecutive year. The scholarship represents an endowment established by the Samuel J. and Ethel LeFrak Foundation, and is awarded annually to three Maryland student-athletes who exhibit extraordinary athletic, leadership and scholarship abilities.

Many former Terps continue to work toward their degrees while continuing to pursue professional basketball opportunities. Tahj Holden and Drew Nicholas were among the many former Maryland players in College Park over the summer working to earn their degrees. Keith Booth, a four-year starter and 1997 All-American, graduated in 2003 after pursuing a professional basketball career that included winning the NBA Championship in 1998, and is now one of Gary Williams' new assistant coaches. Former Terps Calvin McCall, Laron Profit and Terrell Stokes are among the recent men's basketball players to earn degrees from the University of Maryland. Maryland student-athletes all work toward completion of their college degree with the assistance of the Academic Support and Career Development Unit.

NBA SUPERSTAR STEVE FRANCIS

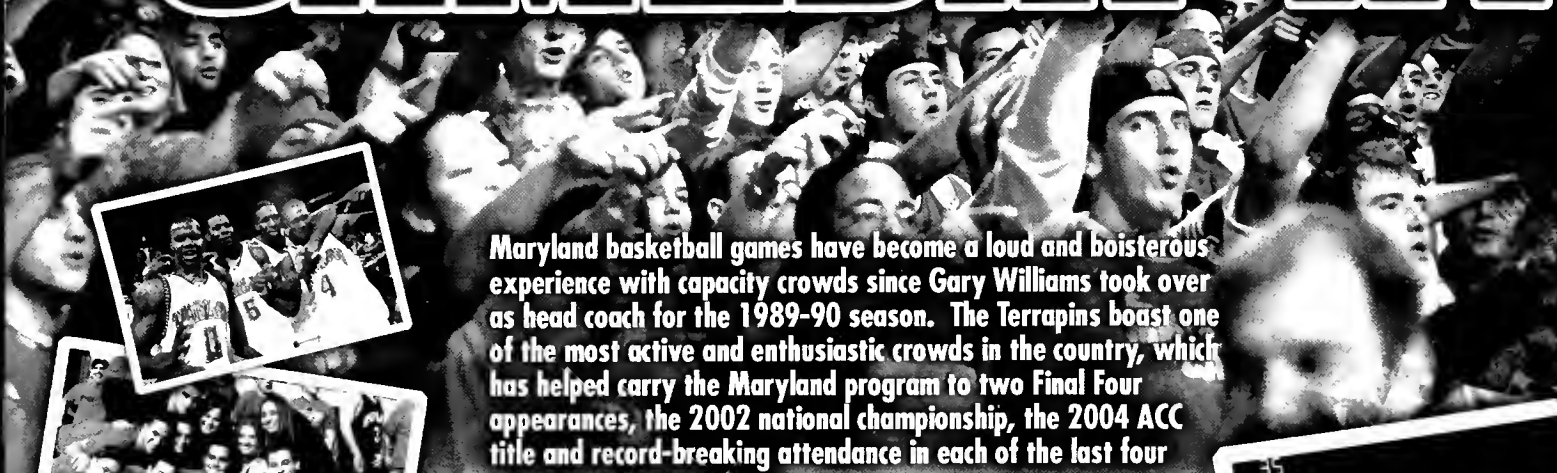
One of Terrapin basketball's most prominent alumni superstars in recent years, two-time NBA All-Star Steve Francis remains very close to Maryland's campus in the off-season. Francis, an All-American with the Terps in 1999 and the NBA Co-Rookie of the Year in 2000, maintains close ties with the Terrapin program and can be found in and around College Park during the summer playing pick-up, making public appearances, or in some cases, helping students in need.

Some of Maryland's students were temporarily without a home following a tornado in the fall of 2001 that swept through campus, but Francis was on hand to help. The NBA superstar did his part to aid in local relief efforts by offering a free meal to the near-700 students who reside in the University Courtyard apartments, which had been rendered unsafe after the disaster. Nearly 110 students got word of Francis' dinner and were in attendance at the UM Golf Course banquet facility. Francis joined the group for dinner, remarking to the group that he remembered people supporting him while he was a Maryland student and it was a small way that he could give back to those who helped him.




2005-06 LeFrak Scholar
Ekene Ibekwe


GAMEDAY AT



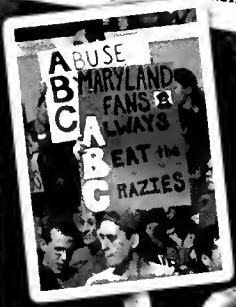
Maryland basketball games have become a loud and boisterous experience with capacity crowds since Gary Williams took over as head coach for the 1989-90 season. The Terrapins boast one of the most active and enthusiastic crowds in the country, which has helped carry the Maryland program to two Final Four appearances, the 2002 national championship, the 2004 ACC title and record-breaking attendance in each of the last four seasons at Comcast Center.




Maryland's home attendance numbers have ranked at least sixth in the nation in each of the last four seasons. After shattering all previous records in Comcast Center's first season with an overall attendance of 281,057 (average of 17,566), Maryland eclipsed that mark with 16 full sellouts in 2003-04 when it drew a per-game average of 17,970 to home games.




In 2004-05, Maryland set a school record when 299,391 fans came to see Maryland basketball games. Over the last four years, home attendance has skyrocketed to 1,159,609, with an average of 17,168 each time the Terps play in Comcast Center.



After averaging 13,377 fans and ranking 20th in the country in 1998, the Terps set a then-school record with a 14,474 average in 1999 while ranking 15th nationally. In 2002, Cole Field House's final season, Maryland continued to draw capacity numbers, averaging 14,166 fans and ranking 17th. The Terps drew 14,058 fans and ranked 18th in 2001. Those totals were only eclipsed by the Terps' move to Comcast Center, which ranks as the second-largest on-campus arena in the ACC.



For the past seven seasons, the Terps have set school records and ranked in the top 10 nationally in overall attendance, home and away. Maryland eclipsed its own overall record in five straight seasons and has played before at least 400,000 fans in eight consecutive seasons.




Maryland's school-record home attendance average in 2004 included 16 regular-season home games played before crowds that reached a capacity 17,950. Maryland played to 100 percent capacity for the entire season in the \$125 million, 17,950-seat Comcast Center, after playing to 98 percent capacity in the arena's inaugural year.

Maryland has combined to fill its home arena to more than 96 percent capacity since the 1993-94 season.

More than 2.8 million people have watched men's basketball in College Park over the last 13 seasons, as the Terps have forged one of the most consistent and animated home crowds in the nation. The terps own a 169-28 (.858) home record in the last 13 seasons, with perfect marks in 2002 (15-0) and 1995 (16-0).

During Gary Williams' tenure as head coach, the Terps have achieved double-digit home victories in 16 out of 17 seasons.



Garyland

comcast



M

SHEETBANK

THE POWER of the

ACC AND THE RPI REPORT

The ACC has been the top-rated conference in the nation five of the past 11 years according to the RPI Report, and in the top three nationally every year since 1996. In addition to 2004 and 2005, the ACC rated first for three consecutive seasons (1996-98), ranked second in 1999, third in 2000, second in 2002 and third in 2003 and 2006.

ACC SETS ATTENDANCE MARK

For the first time ever, the ACC surpassed the two million mark in attendance with the 12 league teams totaling 2,277,076 over 191 regular season games and six tournament sessions. Maryland was sixth in the nation with an average of 17,174 fans per home game.

ASSOCIATED PRESS POLLS REFLECT ACC STRENGTH


With Maryland's No. 1 ranking in the final USA Today/ESPN poll in 2002, the ACC became the first conference in history to have two different teams finish the season ranked No. 1 in the two major polls. Duke finished the season as the top-ranked team in the Associated Press poll and helped the ACC become the first league in NCAA history to finish No. 1 in the final AP poll in consecutive seasons.

ACC UNPRECEDENTED IN THE ASSOCIATED PRESS POLL

The ACC became the first conference in history to have seven teams ranked in the Associated Press poll during two consecutive weeks during the 1997-98 season. Maryland, North Carolina, Duke, Florida State, Clemson, Wake Forest and Georgia Tech were each ranked in the AP polls of Dec. 1 and 8. The ACC reached unprecedented success in the AP poll in 2000-01, with five different teams ranked in the Top 25 from start-to-finish: Duke, Maryland, North Carolina, Virginia and Wake Forest. The ACC has had at least three teams in the final AP poll in 24 of the last 27 years, including a national-most six teams in 2003. Six of the 12 teams in the ACC were ranked at least eight times in 2005-06.

ACC IN THE NCAA TOURNAMENT

In terms of success, the Atlantic Coast Conference is unrivaled in the history of the NCAA Tournament. The league teams have made the ACC the winningest conference all-time in NCAA Tournament play, with a cumulative record of 357-196 (.646).



ACC



■ In 2005, North Carolina became the third ACC team to win a national championship in the last six years and the 11th overall. The ACC has had at least one Final Four team in 16 of the last 19 years and in 21 of the last 26.

■ Over the last 18 years, ACC teams have made more Final Four appearances than any other conference. Since 1988, the ACC has made 20 Final Four appearances, with the Big 10 in second at 14.

■ Since the NCAA Tournament expanded to 64 teams in 1985, the ACC has the most Tournament wins (221), the best winning percentage (.678), the most Sweet 16 appearances (61), the most regional final appearances (32) and the most Final Four teams (21).

■ Over the past 26 years (since 1981), four different ACC schools have won a total of eight NCAA titles, three more than any other conference.

■ The ACC is 58-26 (.690) over the past six tournaments. The ACC has had 10 or more Tournament wins in four of the last seven years and 14 times overall.

■ In 2004, the ACC was the first conference in NCAA Tournament history to have five teams – Duke (#1), Georgia Tech (#3), NC State (#3), Maryland (#4), Wake Forest (#4) – seeded fourth or higher.

ACC Television

■ A record-setting 278 television appearances involving Atlantic Coast Conference teams headline the league's 2006-07 basketball schedule. The schedule also boasts 182 televised games involving ACC teams and marks the 12th straight year that the league has had more than 200 television appearances.

■ ACC teams will make a league-record 157 appearances on national television networks, including 50 appearances on ESPN, 35 on ESPN2, 33 on Fox Sports Net, 18 on ESPNU, 10 on ABC, nine on CBS and one on CSTV.

■ Fox Sports Net and affiliates will televise 18 games, including 18 Sunday afternoon and evening games on a national basis starting with the N.C. State at Virginia game on December 3 ... 14 of the 18 Sunday games are conference matchups.


■ Headlining the non-conference schedule is the eighth annual ACC-Big 10 Challenge, pairing two of the nation's premier conferences in a regular season challenge series. Last year the ACC won the Challenge for the seventh straight time, winning six of the nine games played. Also included in the regular-season schedule are 29 games against 26 non-conference opponents that earned NCAA Tournament berths a year ago.

■ In 1998-99, the ACC became the first conference in collegiate basketball history to have its entire conference-game package televised either regionally or nationally.


MARYLAND in the

 Playing for the Terps means playing in the nation's fourth-largest media market.

 The Terps are covered extensively by two of the nation's top 10 newspapers on a daily basis: the *Washington Post* and the *Baltimore Sun*.

 *USA Today*, the nation's newspaper, is headquartered less than 20 miles from Comcast Center.

 The Maryland Sports Radio Network can be accessed world wide via the Internet at umterps.com.

 Maryland is scheduled to appear on national television 13 times in the 2006-07.



The Washington Post

THE SUN

BALTIMORE

abc NEWS

WBAL-TV

9 EYEWITNESS NEWS

The Diamondback

Spotlight

Maryland Alumni in the Media

Maryland alumni are familiar faces to sports fans across the nation. Bonnie Bernstein of CBS, Len Elmore, Scott Van Pelt, Pam Ward and Tim Kurkjian of ESPN and Jimmy Roberts of NBC are all Terrapin alumni who have had outstanding broadcasting careers.

ACC basketball will receive extensive live television coverage during the 2006-07 season, with the ESPN networks, Fox Sports Net, CBS, and ABC combining for 157 appearances. Counting regional broadcasts, a record 278 ACC appearances headline this season's schedule.

ESPN, which originated its first-ever sports broadcast from the University of Maryland in 1979, has been a regular visitor to College Park. ESPN's College Basketball GameDay picked Comcast Center as one of eight sites to broadcast its live show in 2005.

ACC basketball is featured weekly during the season on "ACC All-Access" show on regional networks.



Every major television network — ABC, NBC, CBS, and FOX — has a major news gathering affiliate in both Baltimore and Washington, D.C. No university in the East boasts eight major news outlets within a 35-mile radius of its campus except for the University of Maryland. Regional cable broadcasts power Comcast SportsNet and local cable outlets provide the Terps with a TV news presence that is unmatched in college basketball.





NO BETTER Place To Be



Terp Athletics Sixth in Comprehensive Ranking

The University of Maryland athletics department was ranked sixth in the nation in 2004 in a comprehensive rating system that determines the new Excellence in Athletics Cup, an award developed by the Laboratory for the Study of Intercollegiate Athletics at Texas A&M University.

The national award recognizes key areas including graduation rates, financial efficiency, equity effectiveness and competitive excellence.





There is no better place to be than the University of Maryland, College Park. With its top-ranked academic programs, nationally recognized faculty, diverse population, and lush 1,580-acre campus located between Washington, D.C., and Baltimore, Md., it's no wonder the University of Maryland is a sought-after destination for some of the state's — and the country's — best and brightest students.

Attracting them are some 111 majors and some of the highest-ranked programs in the country. As of 2005, 70 programs rank in the Top 25 nationally and 45 programs are in the Top 15. For instance, in the latest *U.S. News & World Report* undergraduate rankings, the University of Maryland's business school was ranked 22nd nationally, while the engineering school was also ranked 22nd. In graduate school rankings, the A. James Clark School of Engineering, the School of Public Affairs, the College of Behavioral & Social Sciences, the Robert H. Smith School of Business and the College of Education all had specialties listed among the Top 25 in the nation, according to *U.S. News & World Report*.

High-tech, engineering, and service industries thrive in close proximity to the campus, offering a wide spectrum of internships, work-study opportunities and career choices for students. And, the campus is surrounded by the dynamic cultural opportunities that only a major metropolitan area can provide.

Whether your focus is the sciences or the humanities, a small-town atmosphere or a metropolitan feel, the University of Maryland offers a wide range of educational and cultural opportunities.

There truly is no better place to be than the University of Maryland, College Park.



SO MUCH SO CLOSE

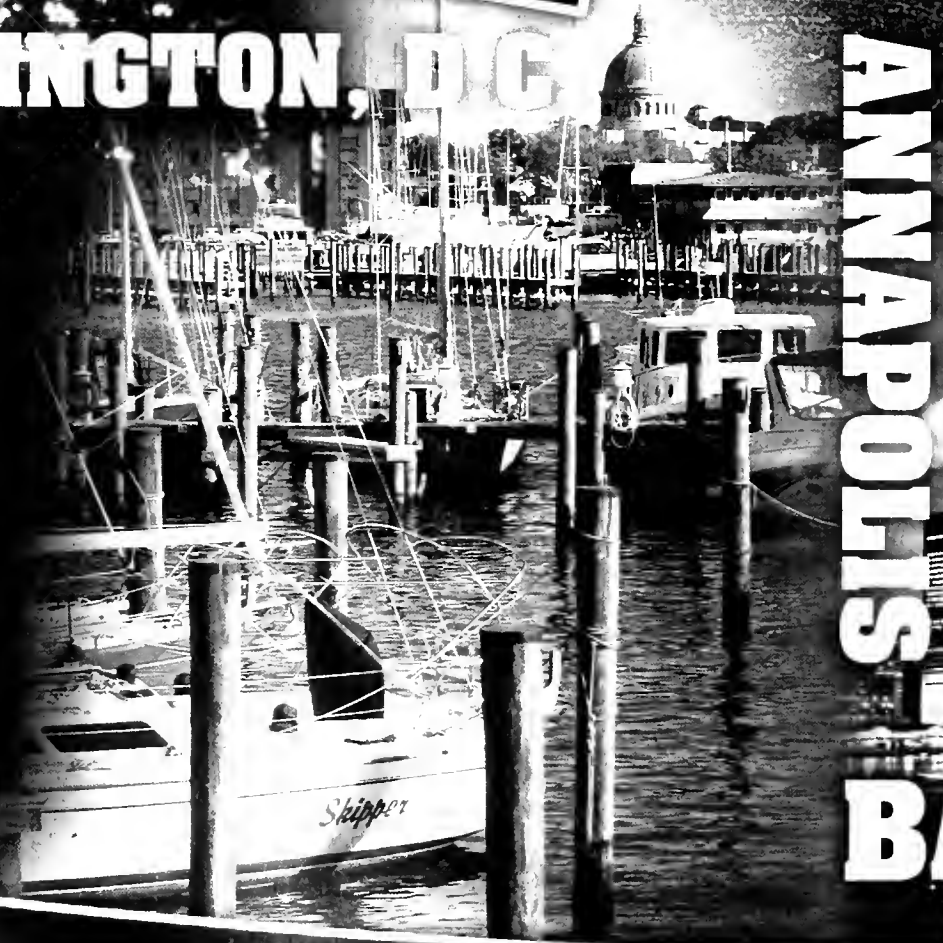
City lights, history, sparkling waterfronts, monumental landscapes. Jazz, film festivals, marches and demonstrations. Shopping, professional sports, regattas on the Chesapeake Bay. Not just one city, but three. Not just any city, but the nation's capital, a major port city, and the state capital of Maryland.

IT'S ALL HERE

*beyond the University
of Maryland campus.*



WASHINGTON, D.C.



ANNAPOLIS BA

WASHINGTON, D.C.

The nation's capital and its major attractions are within 10 miles of Comcast Center. And the highly efficient Metro rail system, with a station at the campus doorstep, makes navigating the greater Washington, D.C., area easy. Campus shuttle buses serve the College Park Metro station, allowing easy access to one of the country's model transportation systems.

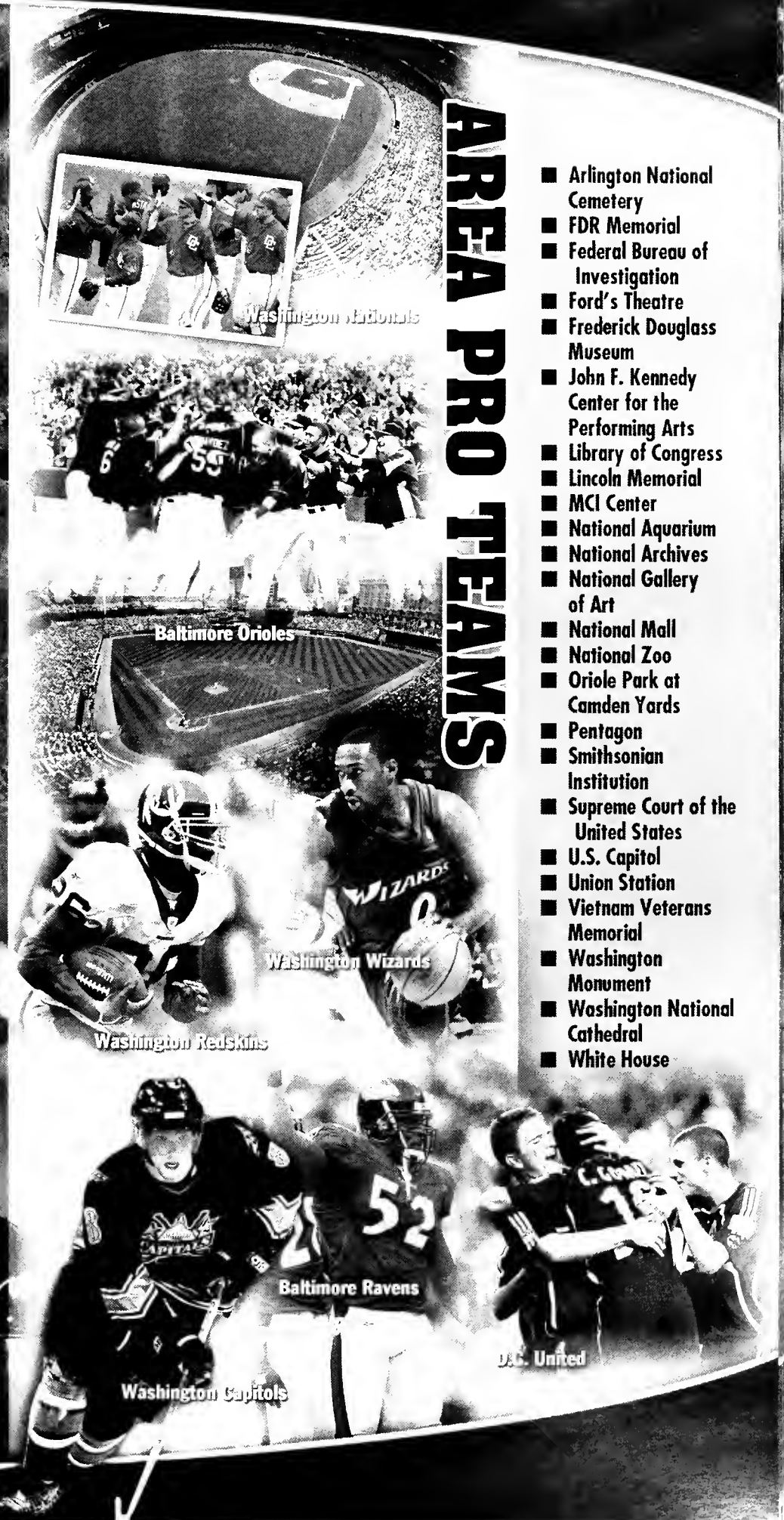
BALTIMORE

The 12th-largest city in the United States is often referred to as the "Charm City." Located just 35 miles north of the University of Maryland, its rejuvenation as an urban center is unprecedented. The Inner Harbor, its National Aquarium and tall ships, and the nearby Oriole Park at Camden Yards create an exciting, vibrant holiday atmosphere in a city that boasts one of the world's great sea ports.

ANNAPOLIS

The state capital of Maryland lies just 30 miles east of the University of Maryland. Long called the "sailing capital of the United States," Annapolis is located at the mouth of the Severn River on the Chesapeake Bay. The historic downtown area is known for its wonderful eating and shopping opportunities. There are few places in the world that rival the Chesapeake Bay area for its appealing qualities.

BALTIMORE



AREA PRO TEAMS

- Arlington National Cemetery
- FDR Memorial
- Federal Bureau of Investigation
- Ford's Theatre
- Frederick Douglass Museum
- John F. Kennedy Center for the Performing Arts
- Library of Congress
- Lincoln Memorial
- MCI Center
- National Aquarium
- National Archives
- National Gallery of Art
- National Mall
- National Zoo
- Oriole Park at Camden Yards
- Pentagon
- Smithsonian Institution
- Supreme Court of the United States
- U.S. Capitol
- Union Station
- Vietnam Veterans Memorial
- Washington Monument
- Washington National Cathedral
- White House

IN MEMORY OF Marvin Perry


Marvin Perry was a person who made everyone who came in contact with him feel better. Marvin was one of those people who always gave back. He demonstrated that in his relationships with his family, Religion, Fraternity (Phi Delta Theta); Athletic Department, Terrapin Club, and the Men's Basketball program.


Personally, Marvin was my friend. While Marvin was undergoing treatment for cancer, he would call me after a tough loss. Marvin did not want any sympathy. He only wanted to make sure I was doing okay.

If Marvin would have been a basketball player, he would have been one of those special people who made all of his teammates better players and people.

He will always be missed, but not forgotten.

— Gary Williams





2006-07 SEASON PREVIEW

M
Bb
Basketball



SEASON OUTLOOK

WILLIAMS TO BLEND SIX SENIORS WITH FIVE NEWCOMERS

The challenge for head coach Gary Williams and the 2006-07 Maryland Terrapins will be to combine the experience of six seniors with a talented incoming class of five newcomers. Williams, who enters his 18th season at Maryland, is excited about the unique blend the team offers and is looking forward to the upcoming campaign.

"It's an interesting team with a number of veteran players who have a lot of experience, but they're going to be pushed by some of our new guys for playing time and starting positions," said Williams. "That usually leads to some intense practices which I expect will make us a better team."

Maryland returns eight lettermen who have combined for 469 career games and 148 starts. The Terps return 58 percent of their scoring and 63 percent of their rebounding from last season. Four starters return off last year's 19-13 squad which finished 5-1 in league games decided by four points or less. Williams knows that experience can pay dividends in the Atlantic Coast Conference this season.

"Our upperclassmen know what it takes to win and beat good teams and how to close out tight games," remarked Williams. "That's where their experience pays off and where they can be leaders for our younger players. It's not about just having the talent, but being willing to put in the work each day."

In addition to their on-court abilities, Williams will rely on his seniors to mentor a talented incoming class that is making the transition to collegiate basketball in the ACC. "College is a different game than what they're used to in high school, and



that's where the leadership from the upperclassmen and the coaching staff can help expedite their learning curve," said Williams. "Until you get them in practice and game situations, you really don't know what you have."

If the Terps are to extend their current streak of 13 consecutive post-season appearances, Williams knows they'll have to address a few key areas which hurt them a year ago. "We have always been able to score since I've been here, but last year we took a step back defensively," noted Williams. "We need to regain that defensive intensity and take care of the ball at the offensive end of the floor. Those two areas will be key to our success this season."

Despite the setback in scoring defense and field goal percentage allowed, the Terps continued their dominance defending in front of the rim. Maryland averaging 6.0 blocked shots per game, which led the league and was 13th best in the country. It was the eighth consecutive season in which Maryland finished either first or second in the ACC in blocked shots.

With depth and talent at every position, combined with a renewed effort on defense, the Terrapins are looking to make a move up the conference ladder. After narrowly missing the NCAA Tournament the past two seasons, the hard-charging Williams expects the Terps to be a force this season. "All of our guys put in a lot of work over the summer to get better individually and collectively as a team, and I expect it to pay off for us this season."

"IT'S AN INTERESTING TEAM WITH A NUMBER OF VETERAN PLAYERS WHO HAVE A LOT OF EXPERIENCE, BUT THEY'RE GOING TO BE PUSHED BY SOME OF OUR NEW GUYS FOR PLAYING TIME AND STARTING POSITIONS." - GARY WILLIAMS



1 TEAM



EKENE IBEKWE

FRONTCOURT

Maryland boasts one of the most athletic and experienced frontcourts in the league. Veteran starters figure to see the bulk of the minutes up front, but a few newcomers will be expected to provide depth and contribute off the bench.

Senior **Ekene Ibekwe** returns for his senior season after leading the team in rebounding as a junior. He was third on the team in scoring with 11.1 points per game and finished seventh in the ACC in blocked shots per game (1.34). Ibekwe enters his senior year seventh on the school's all-time blocked shots list (142). After opting out of the NBA draft this summer, he participated in the 2006 FIBA World Championships as a member of the Nigerian national team.

"Ekene had a great summer playing against international competition, including a solid performance against Dirk Nowitzki and other top-flight opponents," said Williams. "He's one of the most talented and experienced players in all of college basketball, and I expect big things from him this season."

Ibekwe teamed with **James Gist** to form one of the most formidable defensive front lines in all of college basketball last season. Gist was fifth in the ACC, with 1.59 blocks per contest. He came on late in the season, starting 15 of Maryland's final 17 contests and is looking build upon a sophomore campaign in which he averaged 8.4 points and 4.8 rebounds per contest.

Senior **Will Bowers** is another experienced frontcourt performer who will figure into the Terps' success this season. A physical presence with a soft shooting touch around the rim, Bowers has shown improvement in each of the past three seasons and his coach expects that trend to continue.

"Will is one of the biggest players in the ACC," noted Williams. "He contributed in a backup role for us last year and I look for him to push for increased playing time. He is a guy who can really help us up front and make us a better team."

Gini Chukura and **Dave Neal** provide experienced depth up front. Chukura, a senior, enters his third year in the program after joining the club as a walk-on in 2004-05. He played in 11 games as a junior and displays a great feel for the game. Chukura has made his presence felt on the glass and provides the Terps with a solid post defender.

Neal was the only freshman on the team last year and saw action in 13 contests. A versatile performer at the offensive end of the floor, Neal will vie for increased playing time this season.

Three newcomers are also in the mix up front for Maryland. Junior **Bambale Osby** along with freshmen **Jerome Burney**, and **Landon Milbourne** will give Williams plenty of options along the front line. After spending his freshman season at New Mexico, Osby played for Paris junior college in Texas in 2005-06. He is expected to give the team another physical option in the paint.

Milbourne is a slasher with the ability to get to the basket. Burney makes his mark on the defensive end. He has the ability to use his size to match up against taller opponents, but can utilize his quickness to cover quicker players as well. All three newcomers should figure into the rotation up front this season.



D.J. STRAWBERRY

BACKCOURT

Three seniors will anchor an experienced backcourt, while two highly-touted freshmen will push for playing time at guard. The versatility of the unit provides Williams with the ability to utilize a number of combinations in the backcourt.

Despite playing out of position at point guard last year, senior **D.J. Strawberry** averaged 10.3 points per game and led the squad with 128 assists. He earned Honorable Mention All-ACC Defensive Team plaudits last season, ranking sixth in the conference with 1.6 steals per contest. Strawberry was just the eighth Terp in the last 20 years to lead the team in both steals and assists. His 4.0 steals per game ranked seventh in the ACC and he ranks 14th all-time at Maryland with 133 career thefts.

"D.J. gave us everything that he had last year," said Williams. "We asked him to play the point guard position and it may have taken away from his natural slashing ability, but in the end it has made him a better all-around player."

Senior **Mike Jones** came on late last year, starting the last 15 games for Maryland. Jones averaged 13.7 points and 4.4 rebounds during that span. He led the team with 61 three-pointers, including seven against Temple. Jones enters his senior season ninth at UMD with 122 career triples. He shot a team-best 41 percent from three-point range and led the Terps as he connected on 90 percent of his free throw attempts. He scored in double figures 17 times and knocked down at least one triple in 28 games.



WILL BOWERS



"Mike became a starter in January and showed everyone that he is a great shooter," noted Williams. "He worked on his conditioning over the summer which will help maintain that same energy at the defensive end of the floor."

Parrish Brown made an impact in his first season with Maryland, quickly providing a spark off the bench for Williams. Brown played in 29 games and proved to be a very valuable reserve for the Terps who saw his playing time steadily increase as the season progressed. He dished out at least five assists on three different occasions and scored in double figures twice from the point guard position.

Freshmen **Eric Hayes** and **Greivis Vasquez** are expected to help steady the point for the Terps and help cut down on turnovers that hurt the team last year. Both players enjoyed decorated prep careers and are looking to make the transition to the college game. Their ability to contribute this season will be a big factor in determining the Terps' long-term success.

COACHING STAFF

The theme of returning performers and fresh faces applies to the coaching staff, where a familiar individual has returned to College Park. Chuck Dnesell, a four-year letterwinner (1981-85) who played under his father "Lefty", joined the staff this offseason. He brings 16 years of collegiate coaching experience to the Terrapin staff. "Chuck saw the game as a player from a coach's perspective and has established himself as a proven recruiter," said Williams.

Michael Adams returns for his second season on staff with Williams, as does former Terrapin standout Keith Booth. "Michael and Keith are seasoned college coaches who were both great college players," noted Williams. "They are both well-rounded coaches who have made an impact in recruiting, scouting, and on the floor."


The combination on the bench has Williams excited about the future. "Any time you assemble a coaching staff you want to find individuals who bring something unique to the program," he said. "Whenever we have success on the court or with our recruiting efforts, it's because of our entire staff, and I'm excited about what this group can do."

SCHEDULE


As a member of the Atlantic Coast Conference, the Maryland schedule is once again one of the most difficult in the country. The Terps will face 13 opponents who participated in postseason play last year. The schedule also puts the Terrapins in the national spotlight, as 13 games will be televised nationally.

"We're coming off a 19-win season against a very difficult schedule, and this year's challenge is no different," said Williams. "With the early start to the year we're going to get better as we move along, but I expect us to find out a lot about our team in November and December because of the quality of our schedule."

Maryland's first game against Hampton on November 7 marks the earliest start in school history. That game in



MIKE JONES



PARRISH BROWN

College Park is part of the 2006 2K Sports College Hoops Classic. The Terrapins host the College Park Regional, which also includes the University of New Orleans and Vermont, November 7, and 8. The winner of the two-day regional will advance to Madison Square Garden for the championship rounds on November 16 and 17. Michigan State, Texas, and St. John's join Maryland as regional hosts of the 16-team tournament.

The Terrapins visit Illinois on November 28 as part of the annual ACC/Big 10 Challenge, before taking on Notre Dame in the BB&T Classic at Verizon Center. Maryland opens the ACC schedule with a December 10 matchup at Boston College. After visiting the Eagles, the Terrapins will enjoy a seven-game homestand, their longest since the 1976-77 season. Other non-conference opponents include American, Fordham, High Point, Iona, Missouri-Kansas City, Mount St. Mary's, Siena, and Winthrop.

In the 16-game ACC schedule, the Terrapins will have home-and-home matchups with Clemson, Duke, Florida State, N.C. State, and Virginia. In league action the Terrapins will entertain Georgia Tech, Miami, and North Carolina at Comcast Center. Maryland will play its only regular-season meetings against Boston College, Virginia Tech, and Wake Forest on the road.



ROSTER INFORMATION

ALPHABETICAL

No.	Name	Pos.	Ht.	Wt.	Cl.-Exp.	Hometown (High School/Previous School)
31	Will Bowers	C	7-1	262	Sr.-3V	Hanover, Md. (Archbishop Spalding)
24	Parrish Brown	G	6-1	175	Sr.-1V	Chicago, Ill. (Thornridge/Kennedy King C.C.)
32	Jerome Burney	F	6-9	210	Fr.-HS	Atlanta, Ga. (Westlake)
33	Gini Chukura	F	6-5	210	Sr.-2V	Silver Spring, Md. (Good Counsel)
15	James Gist	F	6-8	223	Jr.-2V	Silver Spring, Md. (Good Counsel)
5	Eric Hayes	G	6-3	175	Fr.-HS	Dumfries, Va. (Potomac)
25	Ekene Ibekwe	F	6-9	220	Sr.-3V	Carson, Calif. (Carson)
23	Mike Jones	G	6-5	204	Sr.-3V	Dorchester, Mass. (Thayer Academy)
1	Landon Milbourne	F	6-7	205	Fr.-HS	Roswell, Ga. (Oak Hill Academy)
35	Dave Neal	F	6-7	255	So.-1V	McLean, Va. (Bishop O'Connell)
50	Bambale Osby	F	6-8	250	Jr.-TR	Richmond, Va. (Benedictine/Paris JC)
2	D.J. Strawberry	G	6-5	201	Sr.-3V	Corona, Calif. (Mater Dei)
21	Greivis Vasquez	G	6-5	195	Fr.-HS	Caracas, Venezuela (Montrose Christian)

NUMERICAL

No.	Name	Pos.	Ht.	Wt.	Cl.-Exp.	Hometown (High School/Previous School)
1	Landon Milbourne	F	6-7	205	Fr.-HS	Roswell, Ga. (Oak Hill Academy)
2	D.J. Strawberry	G	6-5	201	Sr.-3V	Corona, Calif. (Mater Dei)
5	Eric Hayes	G	6-3	175	Fr.-HS	Dumfries, Va. (Potomac)
15	James Gist	F	6-8	223	Jr.-2V	Silver Spring, Md. (Good Counsel)
21	Greivis Vasquez	G	6-5	195	Fr.-HS	Caracas, Venezuela (Montrose Christian)
23	Mike Jones	G	6-5	204	Sr.-3V	Dorchester, Mass. (Thayer Academy)
24	Parrish Brown	G	6-1	175	Sr.-1V	Chicago, Ill. (Thornridge/Kennedy King C.C.)
25	Ekene Ibekwe	F	6-9	220	Sr.-3V	Carson, Calif. (Carson)
31	Will Bowers	C	7-1	262	Sr.-3V	Hanover, Md. (Archbishop Spalding)
32	Jerome Burney	F	6-9	210	Fr.-HS	Atlanta, Ga. (Westlake)
33	Gini Chukura	F	6-5	210	Sr.-2V	Silver Spring, Md. (Good Counsel)
35	Dave Neal	F	6-7	255	So.-1V	McLean, Va. (Bishop O'Connell)
50	Bambale Osby	F	6-8	250	Jr.-TR	Richmond, Va. (Benedictine/Paris JC)

SQUAD BREAKDOWN TERPS BY CLASS

Seniors (6): Bowers, Brown, Chukura, Ibekwe, Jones, Strawberry

Juniors (2): Gist, Osby

Sophomores (1): Neal

Freshmen (4): Burney, Hayes, Milbourne, Vasquez

TERPS BY STATE

California (2): Ibekwe, Strawberry

Georgia (2): Burney, Milbourne

Illinois (1): Brown

Maryland (3): Bowers, Chukura, Gist

Massachusetts (1): Jones

Virginia (3): Hayes, Neal, Osby

Venezuela (1): Vasquez

TERPS BY HEIGHT

7-1 (1): Bowers

6-9 (2): Burney, Ibekwe

6-8 (2): Gist, Osby

6-7 (2): Milbourne, Neal

6-5 (4): Chukura, Jones, Strawberry, Vasquez

6-3 (1): Hayes


6-1 (1): Brown

Head Coach: Gary Williams, 18th Year at Maryland (Maryland '68)

Assistant Coaches: Michael Adams, 2nd Year at Maryland (Boston College '85), Chuck Driesell, 1st Year at Maryland (Maryland, '85), Keith Booth, 3rd Year at Maryland (Maryland '03)

Director of Basketball Operations: Troy Wainwright, 11th Year at Maryland (UMUC '04)

Athletic Trainer: J.J. Bush, 35th Year at Maryland (Florida State '69)





PRESEASON HONORS

With six seniors and eight returning lettermen, the Terrapins have garnered some national attention from those in the know about college basketball. With a veteran squad and an experienced coach known for brining the best out of individual talent, the Terrapins are picked among the nation's best teams entering the 2006-07 season.



TERPS IN ACC PRESEASON RANKINGS

Lindy's	5th
Sporting News	6th
Street & Smith's	6th
Athlon Sports	8th

INDIVIDUAL PRESEASON HONORS JAMES GIST

ACC Preseason Player on the Rise, Sporting News
No. 24 power forward in the nation, Lindy's

EKENE IBEKWE

Preseason Third Team All-ACC, Athlon Sports

MIKE JONES

Preseason Third Team All-ACC, ACC Handbook

D.J. STRAWBERRY

ACC "Best Defender", Sporting News
ACC "Top Defender", Lindy's

"NO WAY DOES GARY WILLIAMS LET THIS SQUAD GO THREE SEASONS WITHOUT AN NCAA BID. WE CANNOT SEE IT HAPPENING, NOT WITH A SOLID NUCLEUS RETURNING."

ANDY KATZ, ESPN.COM

"FOR THE FIRST TIME IN YEARS, COACH GARY WILLIAMS WILL HAVE A TALENTED POINT GUARD. HE WILL ALSO HAVE MORE ABLE BODIES TO PLAY THE AGGRESSIVE FULL-COURT DEFENSE THAT WILLIAMS IDEALLY WOULD LIKE TO EMPLOY. THIS SEASON, WITH AN EXPERIENCED SQUAD, MARYLAND WILL BE IN POSITION TO RETURN TO THE NCAA TOURNAMENT."


ATHLON SPORTS

"COACH WILLIAMS HAS LONG BEEN COMMITTED TO RACEHORSE BASKETBALL, AND THIS TEAM MAY HAVE THE ATHLETICISM AND DEPTH TO THRIVE AT THAT PACE."

SPORTING NEWS

"THE TERPS' NCAA TOURNAMENT DROUGHT IS ABOUT TO BE REMEDIED BY AN UNDERRATED GROUP OF VETERANS."

LINDY'S



GOACHING STAFF

M
Bb
Basketball

M
Bb
Basketball



2002 NCAA CHAMPIONS
2004 ACC CHAMPIONS

27 SPORTS

THIS IS GARY



34 • Coaching Staff

MARYLAND'S ALL-TIME

2006-07 MARYLAND
MEN'S BASKETBALL



1 TEAM

WILLIAMS

-  MARYLAND'S ALL-TIME WINNINGEST COACH WITH 353 VICTORIES
-  FIRST AMONG ACTIVE COACHES WITH SIX WINS OVER NO. 1-RANKED TEAMS
-  THIRD IN THE ACC WITH 147 LEAGUE VICTORIES
-  FOURTH ALL-TIME WITH 353 WINS AT AN ACC SCHOOL
-  NINTH AMONG ACTIVE COACHES WITH 15 20-WIN SEASONS
-  NINTH AMONG ACTIVE COACHES WITH 560 WINS
-  NINTH AMONG ACTIVE COACHES WITH 26 CAREER NCAA TOURNAMENT WINS
-  1999 INDUCTEE INTO THE UNIVERSITY OF MARYLAND SPORTS HALL OF FAME
-  2004 INAUGURAL CLASS OF INDUCTEES INTO THE GREATER WASHINGTON SPORTS HALL OF FAME
-  2005 INDUCTEE INTO THE UNIVERSITY OF MARYLAND ALUMNI HALL OF FAME
-  2005 NAMED ONE OF WASHINGTONIAN MAGAZINE'S "WASHINGTONIANS OF THE YEAR"



WINNINGEST COACH

Coaching Staff



GARY WILLIAMS

HEAD COACH • MARYLAND '68

18TH SEASON AT MARYLAND (353-191, .649)

29TH SEASON OVERALL (560-319, .637)



Since returning to the College Park campus in 1989, Gary Williams (Maryland '68) has led his alma mater's basketball program from a period of troubled times to an era of national prominence. With 11 NCAA Tournament berths in the last 13 seasons, seven Sweet Sixteen appearances, a pair of consecutive Final Four showings, and the 2002 national championship – the first of its kind in Maryland basketball history – Williams and his staff have literally forged what is now more than a decade of dominance in college basketball's most storied and competitive conference.

Now, with 353 victories as Maryland's head coach, Williams is the school's all-time winningest head coach, eclipsing the mark of former Terp mentor Charles "Lefty" Driesell, who amassed 348 victories in 17 seasons from 1969-70 to 1985-86. The Terrapins have averaged 22.8 wins per year since the 1994-95 season.

With 560 career victories in 28 seasons overall, Williams is the ninth-winningest active head coach in NCAA Division I men's basketball.

Williams was heralded as the national and ACC Coach of the Year during the Terps' 2002 championship run. He is one of just 12 active coaches in America to boast a national title and one of only three in the conference. He has become the fourth-winningest coach in ACC history after transforming the Maryland program into one of the nation's most formidable, and building a Baltimore-D.C. area following that has consistently resulted in packed arenas. After demolishing attendance records with sellout crowds during the final years of Maryland basketball at Cole Field House, Williams' Terps have finished in the top ten nationally in each of the last four seasons, ranking fifth in 2002-03 and 2003-04, and sixth in the country in each of the last two seasons. The Terrapins played before 291,961 fans last season, averaging crowds of 17,174 and selling out 15 home contests.

- In June of 2005, Williams received the University of Maryland's highest alumni honor as he, Connie Chung, Renaldo Nehemiah and others were inducted into the University of Maryland's Alumni Hall of Fame. Williams was inducted into the University of Maryland's Sports Hall of Fame in 1999.
- In January of 2005, Williams was named one of Washingtonian Magazine's 'Washingtonians of the Year.' He joined others such as Washington D.C. mayor Anthony Williams and Tim Russert of NBC's Meet The Press on the prestigious list.
- In September of 2004, Williams joined Washington Redskins great Darrell Green and Washington Sports and Entertainment Chairman and CEO Abe Pollin as the inaugural inductees into the new Greater Washington Sports Hall of Champions.
- Williams was one of only five coaches in NCAA Division I to have led his team to 11 consecutive NCAA Tournaments, from 1994-2004. The Terrapins' 2006 appearance in the National Invitation Tournament marked the 13th consecutive postseason berth for Williams' teams.
- In guiding his 2004 Terrapins to the ACC Tournament title, Williams became the third coach in league history to lead his team to victory over the top three seeds: No. 3 Wake Forest, No. 2 NC State and No. 1 Duke. By overcoming a 21-point first half deficit against the Wolfpack, Williams engineered the greatest comeback in the 52-year history of the ACC Tournament.
- He is one of seven college basketball coaches since 1980 to guide his alma mater to the Final Four and was the first since 1974 to lead his alma mater to a national title.
- A winner of nearly 70 percent of his NCAA Tournament games while at Maryland, he ranks ninth among active coaches in NCAA Tournament winning percentage overall (26-13, .667), and ninth in wins (26).
- With a victory over No. 1 Florida in Gainesville on Dec. 10, 2003, he is the winningest coach in the nation against top-ranked opponents (6).
- With his 500th win at NC State on March 2, 2003, the 1968 Maryland grad became the sixth ACC alumnus in conference history to amass as many as 500 coaching victories.
- He earned his 550th career win with an 81-55 victory over American University on December 23, 2005.
- With 353 wins as Maryland's head coach, Williams is only the sixth mentor in Atlantic Coast Conference history to pass the 300-victory milestone.
- Williams earned his 143rd victory in the ACC with an 86-74 win over Georgia Tech on January 25, 2006, moving past Frank McGuire into third place on the league's all-time wins list. Williams owns 147 career ACC victories.



1 TEAM

• With 147 career ACC victories as Maryland's coach, Williams surpassed Frank McGuire (North Carolina and South Carolina) last season as the third-winningest ACC coach in terms of conference victories. Only McGuire, Dean Smith (364, North Carolina) and Mike Krzyzewski (264, Duke) have more ACC conference wins.

NATIONAL PROMINENCE

For Williams, now in his 18th season, the accomplishments of the past 13 years have been particularly sweet for a coach whose roots with the program extend to his playing days in the late 1960s, and whose earliest seasons as head coach were tormented by NCAA sanctions he inherited. The two-time Final Four architect and ACC championship mentor is himself a Maryland alumnus, who found glory for a program whose history is filled with a myriad of some of the most prominent names in college basketball annals: Shue, Lucas, Elmore, McMillen, Albert King, Bias, Buck Williams and Walt Williams.

Guiding his Maryland team to the 2004 ACC title remains a poignant source of pride for Williams and all of the Terrapin faithful. Coaching the most youth-filled team in college basketball to an incredible weekend of success, in a year where the ACC was rated the nation's most competitive conference, is not an accomplishment soon to be forgotten by Maryland's fans or the coach himself. The weekend featured three hard-fought, instant-classic contests. In the end, the Terrapins emerged victorious, with their first tournament title since 1984 and only the third in the storied history of the Maryland program. In only three days – three days that were the result of a season's worth of determination, diligence and lessons learned – the Terps were transformed from a team teetering on the edge of the NCAA bubble to a No. 4 seed in the national tournament.

The excitement of the 2004 ACC Tournament conjured images of the Terrapins' NCAA title run only two years earlier. Williams followed a remarkable 2001 Final Four season by compiling the most wins in Maryland history, going 32-4 in 2002. He engineered the school's best regular season ever (25-3), its first outright ACC regular season title since 1980, its first No. 1 seed in an NCAA Tournament, and a return to the Final Four. He earned billing as the league's coach of the year for the first time in his career and later was honored with various national awards, the Victor Award and the New York Athletic Club's Winged Foot Award as the coach of the national champions.

Capping his personal ascent to college basketball's highest pinnacle, Williams added author to his resume in summer 2002 by completing an autobiography entitled Sweet Redemption, with award-winning journalist David Vise. The book captures the essence of Williams' arrival at Maryland, the Terps' re-building efforts, their return to the NCAA Tournament in 1994 and their tournament climb ever since.

The rise of the Maryland program has run parallel with Williams' ascent among the most notable in the collegiate coaching fraternity. Williams was one of only five coaches to boast a string of 11 consecutive trips to the NCAA Tournament from 1994-2004. He has produced more than 20 wins in nine of his last 12 seasons, and a school-record eight straight from 1996-97 to 2003-04. Williams' 15 career 20-win seasons places him eighth among active coaches.

Williams, 353-191 at Maryland, boasts a 560-319 overall record including four years at American (1979-82), four at Boston College (1983-86) and three at Ohio State (1987-89). In 28 seasons as a Division I head coach, Williams has coached in 14 NCAA Tournaments and guided nine different teams to the NCAA Sweet Sixteen. One of 26 coaches ever to take three different schools to the NCAA Tournament, Williams has guided teams to the NIT or NCAA Tournament at each of his four coaching stops.

During his run of 11 straight NCAA Tournaments at Maryland, he has forged his way to becoming the winningest NCAA Tournament coach in Maryland history with 22 wins and 10 losses – nearly 70 percent.




COACHES GUIDING THEIR ALMA MATERS TO NATIONAL CHAMPIONSHIPS

Phog Allen, Kansas	1952
Jim Boeheim, Syracuse	2003
Bud Foster, Wisconsin	1941
Howard Hobson, Oregon	1939
Ed Jucker, Cincinnati	1961, 1962
Branch McCracken, Indiana	1940, 1953
Vadal Peterson, Utah	1944
Norm Sloan, NC State	1974
Fred Taylor, Ohio State	1960
Gary Williams, Maryland	2002
Roy Williams, North Carolina	2005

COACHES GUIDING THEIR ALMA MATERS TO THE FINAL FOUR SINCE 1980

Jim Boeheim, Syracuse	1987, 1996, 2003
Lou Carnesecca, St. John's	1985
Guy Lewis, Houston	1982, 1983, 1984
Eddie Sutton, Oklahoma State	1995, 2004
Gary Williams, Maryland	2001, 2002
Richard Williams, Mississippi State	1996
Roy Williams, North Carolina	2005





THE GARY WILLIAMS FILE
YEAR-BY-YEAR HEAD COACHING RECORD

Year	School	Overall			Conference			Finish	NCAA Tournament Participation
		W	L	Pct.	W	L	Pct.		
1978-79	American	14	13	.519	7	4	.636	4th	
1979-80	American	13	14	.481	5	6	.455	5th	
1980-81	American	24	6	.800	11	0	1.000	1st	
1981-82	American	21	9	.700	8	3	.727	3rd	
1982-83	Boston Coll.	25	7	.781	12	4	.750	T-1st	NCAA West Region Semifinals (1-1)
1983-84	Boston Coll.	18	12	.600	8	8	.500	4th	
1984-85	Boston Coll.	20	11	.645	7	9	.438	6th	NCAA Midwest Region Semifinals (2-1)
1985-86	Boston Coll.	13	15	.464	4	12	.250	7th	
1986-87	Ohio State	20	13	.606	9	9	.500	6th	NCAA Southeast Region Second Round (1-1)
1987-88	Ohio State	20	13	.606	9	9	.500	6th	
1988-89	Ohio State	19	15	.559	6	12	.333	8th	
1989-90	Maryland	19	14	.576	6	8	.429	T-5th	
1990-91	Maryland	16	12	.571	5	9	.357	7th	
1991-92	Maryland	14	15	.483	5	11	.313	8th	
1992-93	Maryland	12	16	.429	2	14	.125	8th	
1993-94	Maryland	18	12	.600	8	8	.500	T-4th	NCAA Midwest Region Semifinals (2-1)
1994-95	Maryland	26	8	.765	12	4	.750	T-1st	NCAA West Region Semifinals (2-1)
1995-96	Maryland	17	13	.567	8	8	.500	T-4th	NCAA West Region First Round (0-1)
1996-97	Maryland	21	11	.656	9	7	.563	T-4th	NCAA Southeast Region First Round (0-1)
1997-98	Maryland	21	11	.656	10	6	.625	3rd	NCAA West Region Semifinals (2-1)
1998-99	Maryland	28	6	.824	13	3	.813	2nd	NCAA South Region Semifinals (2-1)
1999-00	Maryland	25	10	.714	11	5	.688	2nd	NCAA Midwest Region Second Round (1-1)
2000-01	Maryland	25	11	.694	10	6	.625	3rd	NCAA Final Four, West Region Champions (4-1)
2001-02	Maryland	32	4	.889	15	1	.938	1st	NCAA Final Four, NATIONAL CHAMPIONS (6-0)
2002-03	Maryland	21	10	.677	11	5	.688	T-2nd	NCAA South Region Semifinals (2-1)
2003-04	Maryland	20	12	.625	7	9	.438	6th	NCAA Denver Regional Second Round (1-1)
2004-05	Maryland	19	13	.594	7	9	.438	T-6th	
2005-06	Maryland	19	13	.594	8	8	.500	6th	
4 Years	American	72	42	.632	31	13	.705		
4 Years	Boston Coll.	76	45	.628	31	33	.484		NCAA — 3-2
3 Years	Ohio State	59	41	.590	24	30	.444		NCAA — 1-1
17 Years	Maryland	353	191	.649	147	122	.546		NCAA — 22-10 (.688)
28 Years	Overall	560	319	.637	233	198	.541		NCAA — 26-13 (.667)

COACHING HONORS

- Naismith National Coach of the Year Finalist, 1995, 1997, 2002
- National Coach of the Year, 2002 (Basketball America, CBSSportsline.com)
- Atlantic Coast Conference Coach of the Year, 2002
- Victor Award, 2002 (National Academy of Sports Editors)
- Winged Foot Award, 2002 (N.Y. Athletic Club)
- Harry Litwack Eastern Coach of the Year Award, 2002 (Herb Good Basketball Club of Philadelphia)
- District Coach of the Year, 2002 (Basketball Times)
- Seaboard Region Coach of the Year, 1997, 2002 (Basketball Times & Eastern Basketball)
- National Coach of the Year, 2001 (Playboy)
- Atlantic Coast Conference Coach of the Year, 2000 (College Hoops Illustrated)
- Atlantic Coast Conference Coach of the Year, 1998 (ACC Athlete Magazine)
- U.S. Olympic Team Selection Committee, 1988
- Eastern Coach of the Year, 1983
- National Coach of the Year, second runner-up, 1983
- District Coach of the Year, 1981

INTERNATIONAL EXPERIENCE

- Five-game, 12-day tour of Italy with Maryland basketball team in August of 2004
- Six-game, nine-day tour of France with Maryland basketball team in August of 1994
- Six-game, nine-day tour of Germany with ACC All-Star Team in July of 1990
- Eight-game, 12-day tour of Yugoslavia with Big East All-Star Team in July of 1984

PLAYING EXPERIENCE

- 1965-67, University of Maryland, basketball letterwinner
- 1964, University of Maryland, freshman basketball team
- 1961-64, Collingswood High School, lettered four years in basketball and baseball

PLAYING HONORS

- Maryland team captain, 1967
- Maryland field goal percentage record (1,000, 8-8) vs. South Carolina, 12-10-66
- Member 1965 Sugar Bowl Tournament title team and 1966 Charlotte Invitational Tournament championship team

PERSONAL

Education, University of Maryland, 1968, B.S. in business, Collingswood (N.J.) High School, 1964
 Date of Birth: March 4, 1945 in Collingswood, N.J.
 Family: Daughter: Kristin Scott (33), Son-in-law: Geoff Scott, Grandchildren: David Geoffrey Scott (born Nov. 15, 1999), Lauren Kelly Scott and John William Scott (born June 19, 2003)

He boasts a 26-13 NCAA Tournament record overall, and has carried Maryland to the Sweet Sixteen in five of the past nine years.

TERP ALUMNUS

Williams is one of just two 500-win coaches who now engineer the programs at their respective alma maters, along with Jim Boeheim at Syracuse. With Roy Williams of North Carolina, those three also are the only active coaches to direct their alma maters to at least one Final Four appearance, with Gary Williams and Boeheim making multiple showings with their alma maters.

In 2001, Williams became just the sixth coach since 1980 to direct his alma mater to the Final Four. A year later, he became the first coach since 1974 to guide his alma mater to a national title. Williams is the only active coach to take his alma mater to consecutive Final Four appearances. He is only the eighth mentor ever to guide his alma mater to consecutive Final Fours, and the first since Houston's Guy Lewis in 1982, 1983 and 1984.

A former Terrapin point guard, Williams was a starter under coach Bud Millikan during the 1965, 1966 and 1967 seasons. He was the team captain as a senior and still lists one of his most memorable basketball moments as his experience as a spectator at the 1966 national championship game conducted at Maryland's legendary Cole Field House, between Texas Western and Kentucky.

The former Terrapin student-athlete is also noted as one of just eight former ACC basketball players ever to return to the league as a head coach. On March 2, 2003, Williams became the sixth ACC alumnus to win at least 500 games as Drew Nicholas nailed a buzzer-beating 3-pointer to down NC State, 68-65. With 353 wins as Maryland's head coach, Williams is only the sixth ACC coach to reach the 300 milestone.

WILLIAMS ERA

Inducted into the University of Maryland Sports Hall of Fame in 1999 and the University's Alumni Hall of Fame in 2005, Williams has placed his alma mater's program back among the elite in the always-competitive Atlantic Coast Conference. The Terps have become synonymous with Duke and North Carolina among the league's most dominant programs, and nationally have become a fixture among weekly polls.

Another success story during the Williams Era at Maryland was the coveted home-court win streak over non-conference foes, which spanned more than 12 years and 87 games. Maryland did not lose a non-league home game under Williams for well over a decade since just his fourth home game as head coach: Dec. 12, 1989 vs. Coppin State. The Terps went undefeated against non-conference foes during the final 12 years of competition at Cole Field House, and ran the record to 87 games before a five-point loss to No. 14 Florida on Dec. 14, 2002 at Comcast Center.

The decade of the 1990s was certainly a decade of resurgence for the Maryland basketball team.

**WILLIAMS
FLASHBACK**

Check out Gary Williams' player profile as a senior team captain from the 1966-67 Maryland men's basketball media guide.


GARY WILLIAMS — No. 14

... WILLIAMS was the only player in the history of Maryland to lead the team in both scoring and rebounding during his senior season. He was also named to the All-ACC team and was a member of the national championship team in 1966.



WILLIAMS' PLAYING STATISTICS AT MARYLAND

Year	GP	FG-FGA	FG %	FT-FTA	FT %	Rebounds	Points
1964-65	26	33-87	.379	25-50	.500	80-31	91-3.5
1965-66	23	23-61	.377	20-42	.476	74-32	66-2.9
1966-67	25	71-134	.530	31-49	.633	82-33	173-6.9
Career	74	127-282	.450	76-141	.539	236-32	330-4.5



**NCAA DIVISION I COACHING WINS,
ACTIVE COACHES**

1.	Bob Knight, Texas Tech	869
2.	Lute Olson, Arizona	760
3.	Mike Krzyzewski, Duke	753
4.	Jim Calhoun, Connecticut	733
5.	Jim Boeheim, Syracuse	726
6.	Tom Davis, Drake	581
7.	Bob Huggins, Kansas State	567
8.	Tom Penders, Houston	566
9.	Gary Williams, Maryland	560
10.	Homer Drew, Valparaiso	555
11.	Larry Hunter, Western Carolina	523
12.	Ben Braun, California	523
13.	Pat Douglass, UC Irvine	523
14.	Bo Ryan, Wisconsin	495
15.	Roy Williams, North Carolina	493
	Rick Byrd, Belmont	493

**MOST 20-WIN SEASONS,
ACTIVE COACHES**

1.	Bob Knight, Texas Tech	28
	Jim Boeheim, Syracuse	28
	Lute Olson, Arizona	28
4.	Mike Krzyzewski, Duke	22
5.	Jim Calhoun, Connecticut	21
6.	Bob Huggins, Kansas State	18
7.	Tom Davis, Drake	16
	Roy Williams, North Carolina	16
9.	Gary Williams, Maryland	15
10.	Rick Pitino, Louisville	14

**CAREER NCAA TOURNAMENT WINS,
ACTIVE COACHES**

1.	Mike Krzyzewski, Duke	68
2.	Lute Olson, Arizona	46
3.	Bob Knight, Texas Tech	45
4.	Roy Williams, North Carolina	42
5.	Jim Boeheim, Syracuse	40
6.	Jim Calhoun, Connecticut	41
7.	Rick Pitino, Louisville	31
8.	Tubby Smith, Kentucky	28
9.	Gary Williams, Maryland	26
10.	Tom Izzo, Michigan State	23

**CAREER WINS - ALL GAMES
WHILE AT ACC SCHOOL**

1.	Dean Smith, North Carolina	879
2.	Mike Krzyzewski, Duke	680
3.	Bobby Cremins, Georgia Tech	354
4.	Gary Williams, Maryland	353
5.	Lefty Driesell, Maryland	348
6.	Terry Holland, Virginia	326
7.	Norm Sloan, NC State	266
8.	Frank McGuire, UNC & USC	264
9.	Dave Odom, Wake Forest	240
10.	Carl Tacy, Wake Forest	222

CAREER WINS - ACC GAMES

1.	Dean Smith, North Carolina	364
2.	Mike Krzyzewski, Duke	264
3.	Gary Williams, Maryland	147
4.	Frank McGuire, UNC & USC	142
5.	Bobby Cremins, Georgia Tech	134
6.	Lefty Driesell, Maryland	122
7.	Terry Holland, Virginia	111
8.	Vic Bubas, Duke	106
9.	Norm Sloan, NC State	103
10.	Dave Odom, Wake Forest	101

prior to 2006-07 season



Since Williams' arrival as head coach in the summer of 1989, the Terps have soared to a level of national prominence unmatched during the first century of the program – and unmatched by the vast majority of programs nationwide. Included among the many superior accomplishments during the Williams Era are: a school-record 11 straight NCAA Tournament appearances (1994-04) which include consecutive trips to the Final Four, a national crown and seven Sweet Sixteen appearances; the 2004 ACC title; 10 consecutive upper-division finishes in the ACC including runner-up distinction in 1999, 2000 and 2003; an outright regular season ACC title in 2002 and a shared one in 1995; a school-record 28 victories during the 1999 season which was shattered again with 32 in 2002; four NBA lottery picks, one national Player of the Year, a senior of the year and two ACC Players of the Year; an ACC Tournament MVP; and the first recipient of the nation's Senior CLASS Award.

Added for good measure are a NBA Co-Rookie of the Year in Steve Francis (2000), and a preseason top-five ranking three times in four seasons (1999-2002). The result is a program and a coach who have reached icon status.

Williams is the only head coach in school history to guide the Terps to 13 postseason tournament appearances. After guiding his first two Maryland teams to winning records and overcoming an NCAA probationary period resulting from the previous regime, he guided the Terps to an NCAA Tournament appearance in just his fifth season, 1994, and earned a share of the ACC regular-season title in just his sixth, 1995.

Williams' past 13 seasons have brought Maryland from striving for contention in the Atlantic Coast Conference to the realization of the tournament title in 2004; from endeavors to become nationally competitive to the reality of 11 NCAA berths, seven Sweet Sixteen appearances, two Final Fours and of course, the 2002 NCAA championship.

In 2003, Williams took a group of experienced but mostly untested Terps to a third-straight Sweet Sixteen. Along the way, the squad earned its fourth final Top 10 ranking in five seasons, posted a seventh-straight 20-win season, recorded a school-record sixth straight finish in the upper echelon of the ACC by capturing second place, and posted a school-record sixth straight season of double-digit ACC victories. The Terrapins helped Williams to his 500th career coaching victory on March 2, 2003.

The 2002 championship itself was a product of maturity and steadfast dedication to a common goal – and included a magical ride through the final season of play at venerable Cole Field House. Williams molded a cast of seven returning players from its national semifinalists of 2001, while senior captains Lonny Baxter, Juan Dixon and Byron Mouton keyed a consistent effort from the beginning of practice in October, through an undefeated (15-0) home campaign at Cole, all the way to a net-cutting evening at the Georgia Dome on April 1. The Terrapins overcame personal obstacles and handled the ACC's and the NCAA Tournament's stiffest challenges. After winning the ACC regular season crown with a 15-1 record, the Terps' ascent to the national championship game included successive victories over perennial powers Wisconsin, Kentucky, Connecticut and Kansas – and a 64-52 defeat of Indiana in the title game. Maryland won the first national title in school history, and earned its very first No. 1 ranking, after becoming the first team in NCAA history to reach the championship game by defeating the highest possible seed in every round.

A year earlier, the Terrapins began the season with a lofty No. 5 ranking by the Associated Press and finished with the No. 4 spot by USA Today/ESPN. The Terps butted heads weekly during an ACC schedule that included five nationally ranked teams, but found their stride late in the year to win 10 of their last 12 games. Of those 10, seven nationally ranked foes fell in the Terps' path to the Final Four, with their only losses coming to eventual NCAA and ACC champion Duke. Local rival Georgetown was dispatched in the Sweet Sixteen,



2006-07 MARYLAND MEN'S BASKETBALL

1 TEAM

and an 87-73 win over No. 2-ranked and top-seeded Stanford earned Maryland its first NCAA regional title.

The 2000 season may have been one of Williams' greatest coaching accomplishments ever — guiding a "rebuilding" Terrapin team to 25 wins, a second straight second-place finish in the ACC and its first trip to the conference tournament final since 1984. All with a freshman point guard (Steve Blake), three first-year starters (Baxter, Blake, Dixon) and only one senior following the loss of three players to the NBA draft. Two years later, those three first-year starters would become seasoned veterans and national champions.


Four years after tying for his first ACC regular season championship in 1995, Williams led Maryland to a then school-record 28 victories and a school-record 13 ACC victories during the 1999 season. The Terps finished the season ranked No. 5 by the Associated Press — then the highest final ranking since 1975 and only the third time in school history that the program had earned a top five final national ranking. Maryland peaked at No. 2 as it won its first 10 games of the season, and its No. 2 seed in the NCAA Tournament matched the highest tournament seed in school history.

Williams has been voted as a national coach of the year finalist five times, including his selection in 2002 as the national coach of the year by Basketball America and CBSsportsline.com, and in 2001 by Playboy. Besides the ACC coaching honor, other accolades after the 2002 championship season included the Winged Foot Award as presented by the N.Y. Athletic Club; the Victor Award as presented by the National Academy of Sports Editors; the Harry Litwack Award as Eastern Coach of the Year, presented annually by the Herb Good Club of Philadelphia; and Seaboard Region Coach of the Year honors as named by Basketball Times and Eastern Basketball. In 1998, ACC Athlete Magazine voted him as the ACC Coach of the Year. He received the same honor from College Hoops Illustrated in 2000. Following Maryland's 1997 season, when the Terps advanced to the NCAA Tournament and finished with a 9-7 record in the ACC, he was named as the Seaboard Region Coach of the Year by Basketball Times and Eastern Basketball. He was honored as the district coach of the year in 1981, and in 1983 he was named as the Eastern Coach of the Year.

Williams has cemented his legacy as one of America's greatest recruiters and college coaches — a statement backed not just by consecutive Final Four appearances or 24 winning records in 28 seasons, but by 28 NBA draft choices and the numerous former assistant coaches who now guide their own programs. Williams has mentored seven first-round selections and six NBA lottery picks: Walt Williams (#7 pick, 1992), Joe Smith (#1, 1995), Steve Francis (#2, 1999) and Chris Wilcox (#8, 2002); and Ohio State standouts Jim Jackson (#5, 1992) and Dennis Hopson (#3, 1987). Two-time European player of the year Sarunas Jasikevicius played for four years under Williams and starred in Europe before signing with the Indiana Pacers in the summer of 2005.

Williams was hired on June 13, 1989. He inherited a team that had won only nine games the year before and finished in last place in the ACC. Displaying his coaching abilities immediately, he helped the Terps to 19 wins while advancing to the second round of the National Invitation Tournament — and making him the first coach in school history to lead a team into the postseason in his first year. In addition, Maryland's 10-game improvement in the win column during Williams' first season was the largest in school history and second largest in the annals of the ACC by a first-year coach. Only the legendary Press Maravich, who improved NC State's winning ledger by 13 games in his inaugural season (1965), can boast a higher first-year improvement in the win column.

A 1968 graduate of Maryland, Williams lettered as the Terps' starting point guard from 1965-67 under head coach Bud Millikan, serving as team captain during his senior season. It was as a player in the ACC



GARY WILLIAMS COACHING US SERVICE MEN IN KUWAIT AS A PART OF OPERATION HARDWOOD.

TURNAROUND UNDER WILLIAMS

Last 10 Years	Overall	ACC
1996-97	21-11 (.656)	9-7 (.563)
1997-98	21-11 (.656)	10-6 (.625)
1998-99	28-6 (.824)	13-3 (.813)
1999-00	25-10 (.714)	11-5 (.688)
2000-01	25-11 (.694)	10-6 (.625)
2001-02	32-4 (.889)	15-1 (.938)
2002-03	21-10 (.677)	11-5 (.688)
2003-04	20-12 (.625)	7-9 (.438)
2004-05	19-13 (.594)	7-9 (.438)
2005-06	19-13 (.594)	8-8 (.500)
Totals	257-109 (.702)	113-63 (.642)

First 5 Years	Overall	ACC
1989-90	19-14 (.576)	6-8 (.429)
1990-91	16-12 (.571)	5-9 (.357)
1991-92	14-15 (.483)	5-11 (.313)
1992-93	12-16 (.429)	2-14 (.125)
1993-94	18-12 (.600)	8-8 (.500)
Totals	79-69 (.534)	26-50 (.342)

MOST VICTORIES UNDER WILLIAMS

Season	W	L	Pct.	School
2001-02	32	4	.889	Maryland
1998-99	28	6	.824	Maryland
1994-95	26	8	.765	Maryland
1982-83	25	7	.781	Boston College
1999-00	25	10	.714	Maryland
2000-01	25	11	.694	Maryland
1980-81	24	6	.800	American

WINNING PCT. UNDER WILLIAMS

Season	W	L	Pct.	School
2001-02	32	4	.889	Maryland
1998-99	28	6	.824	Maryland
1980-81	24	6	.800	American
1982-83	25	7	.781	Boston College
1994-95	26	8	.765	Maryland
1999-00	25	10	.714	Maryland
1981-82	21	9	.700	American

WILLIAMS IN THE POSTSEA- SON

Event	GP	W	L	Pct.
NCAA	37	25	12	.676
NIT	19	11	8	.579
ACC	25	11	14	.440
BIG EAST	6	2	4	.333
East Coast	7	3	4	.429
Totals	93	52	41	.559

WILLIAMS' MILESTONE VICTORIES

Victory #	Opponent, Score	School
No. 1	Catholic, 83-68	American
No. 50	Drexel, 62-60	American
No. 100	New Hampshire, 97-64	Boston College
No. 150	Bowling Green, 89-52	Ohio State
No. 200	Northwestern, 100-89	Ohio State
No. 250	#10 North Carolina, 82-80	Maryland
No. 300	at NC State, 84-67	Maryland
No. 350	#13 Clemson, 76-61	Maryland
No. 400	San Francisco, 71-61	Maryland
No. 450	#16 Temple, 82-74	Maryland
No. 500	NC State, 68-65	Maryland
No. 550	Delaware State, 68-54	Maryland

IN THE SAGARIN POWER RANKINGS (SINCE 1995)

Year	Schedule Ranking	Team Ranking
1995	19	8
1996	16	28
1997	15	11
1998	1	11
1999	22	5
2000	21	24
2001	12	6
2002	20	3
2003	54	18
2004	3	19
2005	29	33
2006	32	55

WILLIAMS VS. THE ACC (INCLUDES ALL GAMES)

School	Last 5 Years	Last 10 Years
Boston College	1-1	1-1
Clemson	6-4	14-7
Duke	5-6	10-15
Florida State	7-2	18-4
Georgia Tech	9-3	16-5
Miami	1-2	1-2
North Carolina	5-6	10-13
NC State	6-5	16-7
Virginia	8-2	15-5
Virginia Tech	2-1	2-1
Wake Forest	5-3	12-7
Totals	55-35 (.618)	115-67 (.632)



that Williams began developing his basketball philosophy. Playing beside three-year teammates Joe Harrington and Jay McMillen, he studied the game under Millikan, and it was then that he developed his penchant for the full-court pressure defenses for which his teams are now known. He learned his half court man-to-man defense from Millikan, who learned from the legendary Hank Iba. The fast-breaking offense that Williams' teams employ is similar to the style Vic Bubas' Duke teams used when Williams was a player.

PATH BACK TO COLLEGE PARK

Williams began his coaching career alongside Harrington as graduate students at Maryland under freshman coach Tom Davis. The 1969 freshman team finished with a 12-4 record as Williams bonded with Davis in a relationship that would serve him well as his coaching career progressed.

After earning a degree in business, he continued his coaching career as an assistant at Woodrow Wilson High School in Camden, N.J. After one year, he took over as the head coach and guided his first team to a perfect 27-0 record and the state title. Williams has called that season "the ultimate — there wasn't another game to win." Upon winning the NCAA West Region championship in 2001, he fondly recalled his championship at Camden as the "only other time I've ever got to cut down a net."

Williams spent one more year at Woodrow Wilson before accepting an invitation from Davis in 1972 to become an assistant at Lafayette College. While an assistant at Lafayette, Williams also served as the head soccer coach. In 1978, Williams accompanied Davis to Boston College. After one year there, Williams became the head coach at American University.

Williams immediately began making his mark. His 1981 squad set the still-standing school record for victories with a 24-6 mark, won the East Coast Conference championship, and played in the NIT. Williams was named the district coach of the year. American returned to postseason play the next season as the Williams-led Eagles went 21-9 and played in the NIT for the second consecutive year. Only once prior to Williams' arrival had AU attended a postseason tournament, and the Eagles have not returned since. Williams' four-year record at AU was 72-42.

In 1983, Williams succeeded Davis at Boston College. He was once again an instant success, posting a 25-7 record and leading the Eagles to the regular-season championship of the Big East in his first season. Making his first appearance in the NCAA Tournament, Williams directed the Eagles to the Sweet 16. He finished third in the balloting for national coach of the year, and was honored again as the Eastern Coach of the Year by his peers. He went on to duplicate that NCAA Tournament success again in 1985, leading B.C. back to the Sweet Sixteen.


In 1987, Williams accepted the head coaching job at Ohio State, becoming the 10th basketball coach in that school's illustrious history. He succeeded Eldon Miller and once again enjoyed success. In three years, the Buckeyes made three postseason appearances. His first squad defeated then-No. 1 and unbeaten Iowa (coached by Tom Davis) in the regular season, in what would be the first of many grant-killings. During Williams' three-year term at Ohio State, OSU defeated a second-ranked Purdue team, perennial power Kansas and highly regarded Big Ten powers Michigan and Illinois. Each of Williams' three Ohio State teams advanced to postseason play, and he laid the groundwork for the highly successful teams that followed when he left Columbus for College Park.



WILLIAMS WITH HIS FAMILY



Williams with his daughter Kristin after he was inducted into the Maryland Hall of Fame.



Kristen, Geoff and the family take in a game at Comcast Center.



Kristen surrounded by David (top), John (left) and Lauren (bottom).



1 TEAM

THE WILLIAMS' INFLUENCE

NBA FIRST ROUND DRAFT PICKS



CHRIS WILCOX *
2002 • No. 8 overall (L)
Los Angeles Clippers



JUAN DIXON *
2002 • No. 17 overall
Washington Wizards



STEVE FRANCIS *
1999 • No. 2 overall (L)
Vancouver Grizzlies



KEITH BOOTH *
1997 • No. 28 overall
Chicago Bulls




JOE SMITH *
1995 • No. 1 overall (L)
Golden State Warriors



JIM JACKSON *
1992 • No. 5 overall (L)
Dallas Mavericks



WALT WILLIAMS
1992 • No. 7 overall (L)
Sacramento Kings



JERROD MUSTAF
1990 • No. 17 overall
New York Knicks



DENNIS HOPSON
1987 • No. 3 overall (L)
New Jersey Nets

FORMER ASSISTANTS IN CHARGE



Randy Ayers

RANDY AYERS

Assistant to Williams for three years at Ohio State. Head coach at Ohio State for eight years, and was the head coach of the Philadelphia 76ers during the 2003 season. Currently an assistant coach for the Orlando Magic.

RICK BARNES

Assistant to Williams for one year at Ohio State. Has been the head coach at George Mason, Providence and Clemson. Currently the head coach at Texas.



Rick Barnes

PAUL BRAZEAU

Assistant to Williams for one year at Boston College and three years at Ohio State. Formerly the head coach at Hartford.

JIM CLEAMONS

Assistant to Williams at Ohio State and a former head coach at Youngstown State. Former head coach of the Dallas Mavericks, and a former assistant and NBA Champion with the Chicago Bulls and Los Angeles Lakers. After working as an assistant coach for the New Orleans Hornets for two years he returned to Phil Jackson's staff with the Lakers.



Dave Dickerson

DAVE DICKERSON

Assistant to Williams at Maryland for nine years and a former Terrapin player. Currently head coach at Tulane.

FRAN DUNPHY

Assistant to Williams at American University. After spending 17 years as head coach at the University of Pennsylvania, he took over as head coach at Temple in April.

FRAN FRASCHILLA

Assistant to Williams for two years at Ohio State. Has been the head coach at Manhattan College and St. John's. Formerly the head coach at New Mexico. Currently an ESPN college basketball analyst.

BILLY HAHN

Assistant to Williams for 12 years at Maryland. Former head coach at Ohio U. and LaSalle.

CHRIS KNOCHE

Assistant to Williams for two years at American. Has been the head coach at American. Currently the Terps' radio analyst.

MIKE LONERGAN

Assistant to Williams for one year at Maryland. Former head coach at Catholic, current head coach at Vermont.



Mike Lonergan



Jimmy Patsos

JIMMY PATSOS

Assistant to Williams for 13 seasons at Maryland. Currently the head coach at Loyola.

ART PERRY

Assistant to Williams for six years at Maryland. Former head coach at American and Delaware State.

ED TAPSCOTT

Assistant to Williams at American, who later served as the head coach at AU. Former vice president of the New York Knicks. Currently the President and CEO of the Charlotte Bobcats of the NBA.

L - Lottery selection, * - recruited by Williams



WILLIAMS' CAREER RECORD VS. OPPONENTS

Opponent	Career	Home	at UM	Home	at OSU	at BC	at AU	First	Last
Air Force	1-0	0-0					1-0	1979-80 (AU)	
Akron	1-0	0-0		1-0				1988-89 (OSU)	
Alabama	0-1	0-0					0-1	1978-79 (AU)	
Alcorn State	1-0	1-0	1-0	1-0				1989-90 (UM)	
American	10-0	10-0	10-0	10-0				1990-91 (UM)	2005-06 (UM)
Arizona	0-3	0-0	0-1			0-1		1985-86 (BC)	2001-02 (UM)
NCAA Tournament: 0-1 ('98 UM, 79-87)									
Arizona State	0-1	0-0	0-1					1994-95 (UM)	
Arkansas	1-1	0-0	1-0		0-1			1986-87 (OSU)	2005-06 (UM)
Army	1-0	0-0	1-0					1989-90 (UM)	
Auburn	0-1	0-0				0-1		1985-86 (BC)	
Augusta	1-0	1-0	1-0	1-0				1989-90 (UM)	
AU-Puerto Rico	1-0	0-0	1-0					1998-99 (UM)	
Ball State	1-0	0-0			1-0			1987-88 (OSU)	
Baltimore	2-0	1-0					2-0	1978-79 (AU)	1979-80 (AU)
Bentley	1-0	1-0				1-0		1982-83 (BC)	
Boston College	1-2	1-0	1-2	1-0				1990-91 (UM)	2005-06 (UM)
Boston University	1-1	1-0	1-1	1-0				1989-90 (UM)	1990-91 (UM)
Bowling Green	1-0	1-0			1-0			1986-87 (OSU)	
Bradley	0-1	0-0					0-1	1981-82 (AU)	
Brown	3-0	1-0				3-0		1982-83 (BC)	1984-85 (BC)
Bucknell	4-2	3-1	1-0	1-0	1-0		2-2	1978-79 (AU)	1994-95 (UM)
California	1-0	0-0	1-0					1996-97 (UM)	
Catholic	4-0	2-0					4-0	1978-79 (AU)	1981-82 (AU)
Central Florida	1-0	0-0					1-0	1978-79 (AU)	
Central Michigan	1-0	1-0			1-0			1987-88 (OSU)	
Chaminade	2-0	0-0	2-0					1994-95 (UM)	2005-06 (UM)
Chicago State	2-0	2-0	2-0	2-0				1996-97 (UM)	2000-01 (UM)
Cincinnati	1-0	0-0	1-0					1934-95 (UM)	
The Citadel	1-0	1-0	1-0	1-0				2002-03 (UM)	2002-03 (UM)
Clemson	21-15	12-4	21-15	12-4				1989-90 (UM)	2005-06 (UM)
Cleveland State	1-0	0-0			1-0			1987-88 (OSU)	
Coastal Carolina	1-0	1-0	1-0	1-0				1999-00 (UM)	
Colgate	1-0	1-0	1-0	1-0				1994-95 (UM)	
Coll. Of Charleston	0-1	0-0	0-1					1996-97 (UM)	
NCAA Tournament: 0-1 ('97 UM, 66-75)									
Colorado State	1-0	0-0			1-0			1987-88 (OSU)	
Columbia	1-0	0-0				1-0		1982-83 (BC)	
Connecticut	8-5	3-1	2-2		0-1	6-2		1982-83 (BC)	2001-02 (UM)
NCAA Tournament: 1-0 ('95 UM, 89-99); (02 UM, 90-82)									
Coppin State	0-1	0-1	0-1	0-1				1989-90 (UM)	
Cornell	1-0	1-0	1-0	1-0				1993-94 (UM)	
Creighton	1-0	0-0	1-0					1998-99 (UM)	
NCAA Tournament: 1-0 ('99 UM, 75-63)									
Davidson	1-0	1-0	1-0	1-0				2004-05 (UM)	2004-05 (UM)
Dayton	1-3	0-1	0-1		1-2			1986-87 (OSU)	2000-01 (UM)
Delaware	4-0	2-0				4-0		1978-79 (AU)	1981-82 (AU)
Delaware State	4-0	4-0	4-0	4-0				1989-90 (UM)	2005-06 (UM)
DePaul	2-0	0-0	1-0		1-0			1988-89 (OSU)	1998-99 (UM)
Detroit	1-0	1-0	1-0	1-0				2001-02 (UM)	
Drexel	4-3	3-1					4-3	1978-79 (AU)	1981-82 (AU)
Duke	12-30	5-12	11-30	5-12		1-0		1984-85 (BC)	2005-06 (UM)
NCAA Tournament: 1-0 ('85 BC, 74-73); (01 UM, 84-95)									
Duquesne	2-0	2-0	2-0	2-0				1998-99 (UM)	2002-03 (UM)
E. Tennessee State	1-0	0-0	1-0					1989-90 (UM)	
Evansville	0-1	0-0	0-1					1991-92 (UM)	
Fairfield	1-0	1-0			1-0			1982-83 (BC)	
Fairleigh Dickinson	3-0	3-0	3-0	3-0				1997-98 (UM)	2005-06 (UM)
Florida	3-3	1-1	1-1	0-1	2-2			1986-87 (OSU)	2003-04 (UM)
Florida Int'l	2-0	2-0	1-0	1-0	1-0			1986-87 (OSU)	1997-98 (UM)
Florida State	24-8	11-3	24-8	11-3				1991-92 (UM)	2005-06 (UM)
George Mason	5-0	2-0	5-0	2-0				1989-90 (UM)	2004-05 (UM)
NCAA Tournament: 1-0 ('01 UM, 83-80)									
George Washington	6-6	0-1	4-4			2-2		1978-79 (AU)	2005-06 (UM)
Georgetown	3-12	1-5	2-0		0-1	1-7	0-4	1978-79 (AU)	2000-01 (UM)
NCAA Tournament: 1-1 ('87 OSU, 79-82); (01 UM, 76-66)									
Georgia	0-1	0-0	0-1					1996-97 (UM)	
Georgia State	1-0	0-0	1-0					2000-01 (UM)	
NCAA Tournament: 1-0 ('01 UM, 79-60)									
Georgia Tech	20-16	12-5	20-16	12-5				1989-90 (UM)	2005-06 (UM)
Gettysburg	2-0	0-0					2-0	1979-80 (AU)	1980-81 (AU)
Gonzaga	1-2	0-0	1-2					1994-95 (UM)	2005-06 (UM)
NCAA Tournament: 1-0 ('95 UM, 87-63)									
Hampton	1-0	1-0	1-0	1-0				2002-03 (UM)	2002-03 (UM)
Hartford	1-0	1-0				1-0		1984-85 (BC)	
Harvard	2-0	1-0					2-0	1980-81 (AU)	1981-82 (AU)
Hawaii	1-0	0-0	1-0					1996-97 (UM)	

Opponent	Career	Home	at UM	Home	at OSU	at BC	at AU	First	Last
Hofstra	7-1	4-0	3-0	2-0			4-1	1978-79 (AU)	2003-04 (UM)
Holy Cross	4-0	2-0				4-0		1982-83 (BC)	1985-86 (BC)
Howard	4-0	4-0	3-0	3-0	1-0			1986-87 (OSU)	1996-97 (UM)
Illinois	4-6	2-2	3-1	1-0	1-5			1986-87 (OSU)	2001-02 (UM)
NCAA Tournament: 1-0 ('98 UM, 67-61)									
Indiana	1-8	0-3	1-1		0-6	0-1		1983-84 (BC)	2002-03 (UM)
NCAA Tournament: 1-0 ('02 UM, 64-52)									
Iona	1-0	0-0	1-0					1999-00 (UM)	
NCAA Tournament: 1-0 ('00 UM, 74-59)									
Iowa	4-3	2-1	1-0		3-3			1986-87 (OSU)	1999-00 (UM)
Iowa State	1-0	0-0				1-0		1983-84 (BC)	
Jackson State	1-0	1-0	1-0	1-0				2004-05 (UM)	2004-05 (UM)
Jacksonville	2-1	1-0	1-1	1-0	1-0			1986-87 (OSU)	1990-91 (UM)
James Madison	0-1	0-0					0-1	1979-80 (AU)	
Kansas	3-0	0-0	2-0		1-0			1986-87 (OSU)	2001-02 (UM)
NCAA Tournament: 1-0 ('02 UM, 97-88)									
Kent State	1-0	1-0			1-0			1988-89 (OSU)	
Kentucky	3-3	1-0	2-3	1-0	1-0			1986-87 (OSU)	2001-02 (UM)
NCAA Tournament: 2-0 ('87 OSU, 91-77); ('02 UM, 78-68)									
Lafayette	6-1	4-1	2-0	2-0	1-0		3-1	1978-79 (AU)	1996-97 (UM)
LaSalle	4-2	2-1	2-0	1-0			2-2	1978-79 (AU)	1994-95 (UM)
Lehigh	4-1	3-0					4-1	1978-79 (AU)	1981-82 (AU)
Liberty	1-0	1-0	1-0	1-0				2004-05 (UM)	2004-05 (UM)
Long Beach State	1-0	0-0			1-0			1987-88 (OSU)	
Louisville	3-1	1-0	2-1	1-0	1-0			1988-89 (OSU)	2000-01 (UM)
Loyola-Md.	3-0	3-0	3-0	3-0				1993-94 (UM)	2002-03 (UM)
Maine	2-0	1-0				2-0		1983-84 (BC)	1985-86 (BC)
Maryland	0-2	0-0				0-1	0-1	1980-81 (AU)	1983-84 (BC)
Md.-Baltimore Co.	12-0	12-0	11-0	11-0	1-0			1987-88 (OSU)	2002-03 (UM)
Md.-Eastern Shore	5-0	5-0	5-0	5-0				1991-92 (UM)	2003-04 (UM)
Manhattan	0-1	0-1	0-1	0-1				2005-06 (UM)	
Massachusetts	2-4	0-0	2-4					1989-90 (UM)	1996-97 (UM)
NCAA Tournament: 1-0 ('94 UM, 95-87)									
Memphis	1-1	0-0	1-0			0-1		1984-85 (BC)	2004-05 (UM)
NCAA Tournament: 0-1 ('85 BC, 57-59)									
Mercer	1-0	1-0	1-0	1-0				2004-05 (UM)	2004-05 (UM)
Miami	1-2	1-0	1-2	1-0				2004-05 (UM)	2005-06 (UM)
Miami (Ohio)	1-0	1-0	1-0	1-0				2002-03 (UM)	2002-03 (UM)
Michigan	3-5	2-1	1-1		2-4			1986-87 (OSU)	2000-01 (UM)
NCAA Tournament: 0-1 ('94 UM, 71-78)									
Michigan State	4-4	2-1	0-1		3-3	1-0		1984-85 (BC)	2002-03 (UM)
NCAA Tournament: 0-1 ('03 UM, 58-60)									
Minnesota	5-2	3-1	1-0	1-0	4-2			1986-87 (OSU)	2005-06 (UM)
Missouri	1-1	1-0	1-1	1-0				1995-96 (UM)	1997-98 (UM)
Missouri-St. Louis	1-0	1-0			1-0			1987-88 (OSU)	
Monmouth	1-0	1-0	1-0	1-0				2001-02 (UM)	
Morgan State	3-0	3-0	3-0	3-0				1992-93 (UM)	1994-95 (UM)
Mount St. Mary's	4-0	4-0	4-0	4-0				1991-92 (UM)	2004-05 (UM)
Navy	2-4	2-0					2-4	1978-79 (AU)	1981-82 (AU)
Nebraska	3-0	1-0			3-0			1987-88 (OSU)	1988-89 (OSU)
New Hampshire	5-0	3-0			4-0	1-0		1980-81 (AU)	1985-86 (BC)
New Mexico	1-1	0-0			1-1			1987-88 (OSU)	1987-88 (OSU)
Nichols State	1-0	1-0	1-0	1-0				2005-06 (UM)	
Norfolk State	2-0	2-0	2-0	2-0				2000-01 (UM)	2001-02 (UM)
North Carolina	15-23	9-8	15-23	9-8				1989-90 (UM)	2005-06 (UM)
NC State	27-11	14-2	27-11	14-2				1989-90 (UM)	2005-06 (UM)
North Texas	1-0	1-0	1-0	1-0				1998-99 (UM)	
Northeastern	3-0	1-0				3-0		1982-83 (BC)	1984-85 (BC)
Northwestern	5-1	3-0			5-1			1986-87 (OSU)	1988-89 (OSU)
Notre Dame	1-2	0-1	1-1			0-1		1983-84 (BC)	2002-03 (UM)
Ohio State	1-0	1-0				1-0		1985-86 (BC)	
Ohio U.	1-0	1-0				1-0		1986-87 (OSU)	
Oklahoma	2-3	1-0	2-2	1-0	0-1			1988-89 (OSU)	2001-02 (UM)
Old Dominion	2-0	0-0			1-0		1-0	1980-81 (AU)	1987-88 (OSU)
Oral Roberts	1-0	1-0	1-0	1-0				2004-05 (UM)	
Penn State	0-1	0-0	0-1					1989-90 (UM)	
Pennsylvania	2-0	0-0	2-0					1996-97 (UM)	2000-01 (UM)
Pepperdine	1-0	1-0	1-0	1-0				2003-04 (UM)	
Pittsburgh	7-3	3-2	2-0			5-3		1982-83 (BC)	1998-99 (UM)
Princeton	3-0	0-0	2-0			1-0		1982-83 (BC)	2001-02 (UM)
NCAA Tournament: 1-0 ('83 BC, 51-42)									
Providence	5-4	2-2	1-0			4-4		1982-83 (BC)	1991-92 (UM)
Puget Sound	1-0	1-0				1-0		1983-84 (BC)	
Purdue	2-4	2-1			2-4			1986-87 (OSU)	1988-89 (OSU)
Radford	1-0	1-0			1-0			1988-89 (OSU)	
Randolph-Macon	3-0	2-0			1-0	2-0		1980-81 (AU)	1984-85 (BC)
Rhode Island	4-0	2-0			4-0	2-0		1982-83 (BC)	1985-86 (BC)

2006-07 MARYLAND MEN'S BASKETBALL



1 TEAM

Opponent	Career	Home	at UM	Home at OSU	at BC	at AU	First	Last
Richmond	1-0	1-0				1-0	1980-81 (AU)	
Rider	9-0	5-0	3-0	3-0		6-0	1978-79 (AU)	1995-96 (UM)
Rutgers	1-2	0-0	1-1			0-1	1980-81 (AU)	1991-92 (UM)
Sacramento State	1-0	0-0	1-0				1989-90 (UM)	
St. Bonaventure	0-1	0-0				0-1	1979-80 (AU)	
St. John's	6-8	4-1	0-1		1-1	5-5	1978-79 (AU)	1998-99 (UM)
NCAA Tournament: 0-1 ('99 UM, 63-76)								
St. Joseph's	2-4	0-2			1-0	1-4	1978-79 (AU)	1983-84 (BC)
Saint Louis	1-0	0-0	1-0				1993-94 (UM)	
NCAA Tournament: 1-0 ('94 UM, 74-67)								
St. Mary's (Md.)	3-0	3-0				3-0	1978-79 (AU)	1981-82 (AU)
St. Michael's	1-0	1-0			1-0		1982-83 (BC)	
San Francisco	1-0	1-0	1-0	1-0			1999-00 (UM)	
Santa Clara	0-1	0-0	0-1				1995-96 (UM)	
NCAA Tournament: 0-1 ('96 UM, 79-91)								
Seton Hall	6-3	3-1			6-3		1982-83 (BC)	1985-86 (BC)
Siena	2-0	1-0	1-0		1-0		1986-87 (OSU)	2001-02 (UM)
NCAA Tournament: 1-0 ('02 UM, 85-70)								
Southern California	2-0	1-0	2-0	1-0			1989-90 (UM)	1990-91 (UM)
South Alabama	1-0	0-0				1-0	1981-82 (AU)	
South Carolina	1-4	0-0	1-3		0-1		1988-89 (OSU)	2004-05 (UM)
South Carolina State	1-0	1-0	1-0	1-0			1998-99 (UM)	
South Florida	2-0	1-0	2-0	1-0			1989-90 (UM)	1990-91 (UM)
Stanford	2-0	0-0	2-0				1998-99 (UM)	2000-01 (UM)
NCAA Tournament: 1-0 ('01 UM, 87-73)								
Stetson	1-0	0-0				1-0	1978-79 (AU)	
Stonehill	3-0	3-0			3-0		1982-83 (BC)	1984-85 (BC)
Stony Brook	1-0	1-0	1-0	1-0			2000-01 (UM)	
Syracuse	3-10	2-2	0-1		3-8	0-1	1978-79 (AU)	2003-04 (UM)
NCAA Tournament: 0-1 ('04 UM, 70-72)								
Temple	4-5	1-2	2-2			1-3	1978-79 (AU)	2005-06 (UM)
Tennessee	0-1	0-0				0-1	1981-82 (AU)	
Texas	1-0	0-0	1-0				1994-95 (UM)	
NCAA Tournament: 1-0 ('95 UM, 82-68)								
Texas A&M-CC	1-0	1-0	1-0	1-0			2005-06 (UM)	
Texas Christian	2-0	1-0	1-0	1-0	1-0		1984-85 (BC)	2004-05 (UM)
Texas-El Paso	1-0	0-0	1-0				2003-04 (UM)	
NCAA Tournament: 1-0 ('04 UM, 86-83)								
Texas Tech	1-0	0-0			1-0		1984-85 (BC)	
NCAA Tournament: 1-0 ('85 BC, 55-53)								
Toledo	0-1	0-0				0-1	1980-81 (AU)	
Towson	10-0	6-0	7-0	5-0		3-0	1979-80 (AU)	1996-97 (UM)

Opponent	Career	Home	at UM	Home at OSU	at BC	at AU	First	Last	
Trenton State	1-0	1-0				1-0	1978-79 (AU)		
Tulane	1-0	1-0	1-0	1-0			1999-00 (UM)		
UC Irvine	1-0	1-0	1-0	1-0			1990-91 (UM)		
UCLA	1-2	0-0	1-2				1995-96 (UM)	1999-00 (UM)	
NCAA Tournament: 0-1 ('00 UM, 70-105)									
UNC Asheville	2-0	2-0	2-0	2-0			1997-98 (UM)	2004-05 (UM)	
UNC Greensboro	2-0	2-0	2-0	2-0			1991-92 (UM)	2003-04 (UM)	
UNC Wilmington	3-0	1-0	2-0	1-0		1-0	1981-82 (AU)	2002-03 (UM)	
NCAA Tournament: 1-0 ('03 UM, 75-73)									
Union	1-0	1-0			1-0		1985-86 (BC)		
Utah	1-0	0-0	1-0				1994-95 (UM)		
Utah State	1-0	0-0	1-0				1997-98 (UM)		
NCAA Tournament: 1-0 ('98 UM, 82-68)									
Valdosta State	1-0	0-0			1-0		1985-86 (BC)		
Valparaiso	1-0	0-0	1-0				1998-99 (UM)		
NCAA Tournament: 1-0 ('99 UM, 82-60)									
Vanderbilt	1-0	0-0		1-0			1988-89 (OSU)		
Villanova	3-5	2-2			3-5		1982-83 (BC)	1985-86 (BC)	
Virginia	22-14	13-4	22-13	13-4		0-1	1982-83 (BC)	2005-06 (UM)	
NCAA Tournament: 0-1 ('83 BC, 92-95)									
Virginia Tech	4-1	3-0	4-1	3-0			1989-90 (UM)	2005-06 (UM)	
VMI	1-0	1-0	1-0	1-0			2005-06 (UM)		
Wagner	1-0	1-0	1-0	1-0			2002-03 (UM)	2002-03 (UM)	
Wake Forest	20-18	11-6	18-16	10-6		2-0	0-2	1979-80 (AU)	2005-06 (UM)
Washington College	1-0	1-0				1-0	1980-81 (AU)		
West Chester State	4-0	2-0				4-0	1978-79 (AU)	1981-82 (AU)	
West Virginia	1-5	1-1	1-3	1-0		0-2	1978-79 (AU)	2003-04 (UM)	
Western Carolina	2-0	2-0	2-0	2-0			1998-99 (UM)	2005-06 (UM)	
Western Kentucky	0-1	0-0				0-1	1982-83 (BC)		
Western Michigan	3-0	2-0			3-0		1986-87 (OSU)	1988-89 (OSU)	
Whittier	1-0	1-0				1-0	1981-82 (AU)		
William & Mary	5-0	3-0	1-0	1-0		4-0	1978-79 (AU)	2001-02 (UM)	
Winthrop	1-0	1-0	1-0	1-0			1999-00 (UM)		
Wisconsin	7-4	4-0	2-2	1-0	4-2	1-0	1985-86 (BC)	2004-05 (UM)	
NCAA Tournament: 1-0 ('02 UM, 87-57)									
Wyoming	0-1	0-0				0-1	1981-82 (AU)		
Xavier	1-0	0-0	1-0				2002-03 (UM)	2002-03 (UM)	
NCAA Tournament: 1-0 ('03 UM, 77-64)									
Totals:	Career	at UM	at OSU	at AU					
	560-319	353-191	59-41	72-42					
Totals:	Home	Home	at BC						
	316-86	207-48	76-45						

WILLIAMS IN THE COMMUNITY

The Terrapins' head coach is an active member of the University of Maryland and greater Baltimore-Washington, D.C. community. Williams is involved in extensive charity, fund-raising and public speaking events throughout the year, particularly in the offseason.

In September of 2004, University President C.D. Mote Jr. announced that Williams will co-chair the scholarship component of Maryland's ongoing \$200 million fund-raising campaign. In addition to a pledge of a half-million dollars of his own for academic scholarships at the university, Williams will represent the University at various functions and perform various networking duties to spearhead the fund-raising effort.

Williams served as the commencement speaker at the graduation proceedings for the Robert H. Smith School of Business. Williams, a 1968 University graduate with a degree in business, addressed the Class of 2004 at the Comcast Center ceremony.

Williams has been heavily involved in the NABC's Coaches vs. Cancer efforts. The program is a partnership between the National Association of Basketball Coaches and the American Cancer Society. The coaches participating in this program are dedicated to fighting cancer through increased support for research, patient services, and prevention education.

**WILLIAMS' RECENT
CHARITY WORK HAS
BENEFITED:**

- Coaches vs. Cancer
- Cystic Fibrosis Foundation
- National Autism Research
- National Physical Education Council
- The Salvation Army
- The Babe Ruth Museum

Williams has also worked with Maryland grad Boomer Esianon and others to benefit the Cystic Fibrosis Foundation, hosting charity basketball games and golf events.

For the past two years, Williams has served as the honorary chairman for the Walk Far for N.A.A.R., which has raised more than one million dollars for the National Alliance of Autism Research. He has also chaired the Salvation Army's FORE Kids golf tournament in 2003 and 2004, which raises proceeds for Washington, D.C.'s youth.



Williams has chaired the National Autism walk for the last two years.



Williams served as the commencement speaker at the 2004 business school graduation.



MICHAEL ADAMS

ASSISTANT COACH

BOSTON COLLEGE '85

SECOND SEASON AT MARYLAND



Michael Adams is a familiar face to the Washington, D.C. area, having played for the Washington Bullets in the late 1980s and early 1990s, having served as a television analyst for the Bullets on Home Team Sports in 1996-97 and having spent the 2004 season as the head coach of the WNBA's Washington Mystics.

Now in his second season on staff with the Terrapins, Adams is responsible for player development, advance scouting, game preparation, and recruiting. Adams paid immediate dividends in his first year with the Terps, helping assemble Maryland's freshman class which was rated No. 18 in the nation by Rivals.com.

His addition to head coach Gary Williams' staff in April of 2005 garnered instant national acclaim as CBSSportsline.com tabbed him "...one of the best assistant coach hires of the off-season." His ties to University of Maryland head coach Gary Williams go back to the days when Adams played for Williams at Boston College from 1982-85. Adams brings 14 years of professional basketball experience to the Terrapins, as both a player and coach.

One of the most proficient 3-point shooters in NBA history, Adams spent 11 seasons as a player in the league, which included stints with Sacramento, Washington (1986-87 and 1991-94), Denver and Charlotte. Adams averaged 14.7 points, 6.7 assists and 2.9 rebounds per contest through his 11-year career. He led the NBA in 3-point field goals made during the 1987-88 and 1990-91 seasons, and made at least one 3-point field goal in 79 consecutive games across the 1988 and 1989 seasons, placing him second all-time in the NBA's record books behind (fellow Boston College alum) Dana Barros '89.

Adams' best season statistically came in 1990-91, when he averaged 26.5 points and 10.5 assists. In 1992, as a member of the Bullets, Adams was selected to the Eastern Conference All-Star team. That year he finished third in the fan voting for the starting spot.


Adams began his coaching career in 1999, serving as assistant coach of the International Basketball League's Richmond Rhythm and helping that team to the 1999 championship game. In 2000, he returned to the NBA as an assistant coach with the Vancouver Grizzlies, moving with the team to Memphis until the end of the 2001-02 season.

As the head coach of the Mystics in 2004, Adams led the WNBA squad to a 17-17 overall record and a berth in the playoffs for the first time in two seasons.

Adams enjoyed a stellar collegiate career during his four years at Boston College, finishing as the school's fifth-leading scorer before being selected in the third round of the 1985 NBA Draft by the Sacramento Kings. Adams earned a bachelor's degree in communications from Boston College, and his jersey was retired there in 1999.

A native of Hartford, Conn., and a standout high school player at Hartford Public High School, Adams has eight siblings. In 2002, he was inducted into the Hartford Public High School Athletic Hall of Fame for basketball. In December 1999, Sports Illustrated named Adams one of the 50 Greatest Connecticut Sports Figures.

Adams now resides in Mitchellville, Md. Off the court, he has been active in many community activities, including coaching his son's youth basketball teams and volunteering for other local organizations. His son, Michael Christian, is another budding point guard and annual attendee of the Gary Williams Basketball Camp.





THE MICHAEL ADAMS FILE

COACHING EXPERIENCE

1998-99	Assistant Coach, IBL, Richmond Rhythm	IBL Championship Game
2000-01	Assistant Coach, NBA, Vancouver Grizzlies	
2001-02	Assistant Coach, NBA, Memphis Grizzlies	
2004	Head Coach, WNBA, Washington Mystics	WNBA Playoff Participant
2005-present	Assistant Coach, Maryland Terrapins	

HEAD COACHING POSITIONS

2004	Head Coach, WNBA, Washington Mystics	WNBA Playoff Participant
------	--------------------------------------	--------------------------

ASSISTANT COACHING POSITIONS

1998-99	Assistant Coach, IBL, Richmond Rhythm	IBL Championship Game
2000-01	Assistant Coach, NBA, Vancouver Grizzlies	
2001-02	Assistant Coach, NBA, Memphis Grizzlies	
2005-06	Assistant Coach, Maryland Terrapins	NIT Tournament

PLAYING EXPERIENCE

1982-85	Boston College, four-year letterwinner
1985-86	Sacramento Kings
1986-87	Washington Bullets
1988-91	Denver Nuggets
1992-94	Washington Bullets
1995-96	Charlotte Hornets

PLAYING HONORS

1985	Third-round selection, NBA Draft, Sacramento Kings
1989-90	Led NBA in 3-point field goals
1992	NBA All-Star, Eastern Conference
	NBA Playoffs in five seasons (1987-Washington, 1988-90-Denver, 1995-Charlotte)
1999	Jersey was retired by Boston College

PERSONAL

Education:	Boston College, bachelor's degree in communications
Born:	January 19, 1963





CHUCK DRIESELL

ASSISTANT COACH

MARYLAND '85

FIRST SEASON AT MARYLAND




Former Terp shooting guard and Maryland alumnus Chuck Driesell returned to his alma mater in June to become an assistant coach on head coach Gary Williams' staff. Driesell, who is respected as a recruiter who has gone head-to-head with schools from the ACC, Southeastern Conference and the Big East, brings 16 years of collegiate coaching experience to the Terps' program where his father, the legendary Charles "Lefty" Driesell, coached from 1969-86.

Driesell joins the Maryland staff after serving as head coach at Bishop Ireton High School the past two seasons. Prior to that, he was an assistant coach and recruiting coordinator at Georgetown University in 2003-04. Driesell spent six seasons (1997-2003) as head coach at Marymount University (Division III) in Arlington, Va., where he guided the Saints to an 88-72 mark. In 1999-2000, he led Marymount to the Capital Athletic Conference Tournament Championship and its first Division III NCAA Tournament appearance. Driesell also served as assistant athletic director at Marymount from 1999-2003.

Before arriving at Marymount, Driesell spent nine seasons as associate head coach at James Madison under his father, where he helped guide the Dukes to unprecedented success. From 1989-94, JMU either won or tied for five consecutive Colonial Athletic Association regular-season championships (the only team in the country to do so at the time). The Dukes captured the 1994 CAA Tournament title and advanced to the NCAA Tournament, where James Madison lost to eventual national finalist Florida, 64-62. JMU compiled a 159-111 record (85-45 CAA) and made four postseason appearances in nine seasons under the Driesells.

As a four-year letterwinner at Maryland from 1981-85, Driesell was part of four postseason teams under his father's leadership. The Terps won 85 games during his career, while making three NCAA Tournament appearances and capturing the 1984 ACC Championship. The Silver Spring, Md., native was also an ACC Honor Roll selection three of his four years at Maryland and graduated with a B.S. in business marketing in 1985. Following graduation, Driesell began his coaching career at the United States Naval Prep School, where he amassed a 40-29 record from 1985-88.

Driesell has three children: Taylor (14), Brette (11), and Luke (9).





THE CHUCK DRISELL FILE

COACHING EXPERIENCE

1985-88	Head Coach, United States Naval Prep School
1988-97	Assistant Coach, James Madison University
1997-03	Head Coach, Marymount University
2003-04	Assistant Coach, Georgetown University
2004-06	Head Coach, Bishop Ireton High School

HEAD COACHING POSITIONS

1988-88	Head Coach, United States Naval Prep School
1997-03	Head Coach, Marymount University
2004-06	Head Coach, Bishop Ireton High School

ASSISTANT COACHING POSITIONS

1988-97	Assistant Coach, James Madison University
2003-04	Assistant Coach, Georgetown University
2006-present	Assistant Coach, University of Maryland

PLAYING EXPERIENCE

1981-85	University of Maryland
---------	------------------------

PERSONAL

Education: Maryland, bachelor's degree in business marketing
 Born:





KEITH BOOTH

ASSISTANT COACH

MARYLAND '03

THIRD SEASON AT MARYLAND



In his third season on Gary Williams' coaching staff, former Terrapin All-American and NBA World Champion Keith Booth is back to the place he called home from 1994-97. A powerful and versatile athlete from his playing days in the post, Booth led the Terrapins to four NCAA Tournaments, including a pair of Sweet Sixteen appearances, and in 1994 began Maryland's streak of what is now 11-consecutive NCAA berths.

In a dominant senior season at Maryland, Booth led the Terps in scoring (19.5 ppg), rebounding (7.9 rpg) and steals (2.0 spg) and is still Maryland's all-time leader in free throws made (576). Booth finished his impressive career at Maryland among the Terps' all-time leaders in scoring (8th, 1,776 points), rebounding (6th, 916 points), steals (5th, 193) and is one of 15 players to have his jersey honored above the Terps' home court at Comcast Center.

CHARM CITY CONNECTION

The Baltimore, Md., native's decision to attend the University out of Dunbar High School was considered one of the major recruiting windfalls for Williams and the Terps in the mid-1990s. As a 6-6 guard, Booth was frequently called upon by Williams to guard bigger opponents, and he always rose to occasion.

"Keith Booth was the most important recruit during my years here in terms of getting our basketball program to the national level," said Williams when Booth was introduced as an assistant coach at his alma mater. "Keith always achieved success against larger opponents, and his competitive attitude will carry over to our players."

As a senior at Dunbar, Booth was a Parade and McDonald's All-American selection, he also led his team to the Maryland Class "A" State Championship. Booth was named "Player of the Year" in Baltimore City and the state of Maryland by the Baltimore Sun. A year earlier Booth led his Dunbar squad to a 29-0 record as a junior, helping the team to a No.1 national ranking by USA Today.

It was Booth's decision to attend Maryland that revived the Terps' recruiting pipeline to talent-rich Baltimore. Terrapin star Rodney Elliott followed Booth from the Charm City and enjoyed a successful career as a Terp, and in 1998 another Baltimore native, Juan Dixon, arrived on campus. Dixon, of course, would help continue Maryland's resurgence begun by Booth and teammate Joe Smith, as he eventually became the Terps' all-time scoring leader and keyed Maryland to the 2002 National Championship.

Back at Maryland, Booth assists in all facets of the basketball program. He will work with the athletics department's Academic Support and Career Development to ensure that the team's academic responsibilities are met. He will contribute to the on court coaching, opponent scouting, and recruiting. He will also assume responsibilities as the co-director of the Gary Williams basketball camp, coordinating the management of the coaches, scheduling of the facilities, housing, meals and guest speakers.

PROVEN CHAMPION

After a stellar career at Maryland playing alongside Smith, Elliott Johnny Rhodes and others, Booth was an AP third team All-America selection as a senior in 1997. Booth left Maryland with a host of accolades including All-ACC honors four times over, earning first team honors as a senior, third team as a junior, and honorable mention designation during his freshman and sophomore seasons.

Booth's teams appeared in two NCAA Sweet Sixteens, finishing his sophomore season as ACC Regular Season Co-Champions and ranked No. 10 in the country in the final AP poll. That year (1994-95) the Terps compiled a 26-8 record, including a perfect 16-0 record at Cole Field House. Booth finished his Terrapin career with averages of 14.1 points per game and 7.3 rebounds.

After his playing years at Maryland, Booth was a first round draft pick of the Chicago Bulls in 1997, taken as the #28 selection overall. Booth became the second player in school history to win a NBA Championship when the Michael Jordan-led Bulls won the title in 1998. Booth had his best NBA game on March 30, 1999, as he posted career highs of 18 points, nine rebounds and six assists against the Philadelphia 76ers.

Following a pair of seasons in the NBA, Booth returned to campus and finished his degree in criminology and criminal justice in 2003. Booth worked at an after school program at his former high school Dunbar, and rediscovered his love of coaching while managing a middle school baseball team in Baltimore.





1 TEAM



THE KEITH BOOTH FILE

COACHING EXPERIENCE

2004-present Assistant Coach, University of Maryland

ASSISTANT COACHING POSITIONS

2004-05	Assistant Coach, Maryland Terrapins	NIT Semifinals
2005-06	Assistant Coach, Maryland Terrapins	NIT Tournament

INTERNATIONAL EXPERIENCE

Five game, 12-day tour of Italy with Maryland basketball team in August of 2004

PLAYING EXPERIENCE

1994-97, University of Maryland, basketball letterwinner
1997-99, Chicago Bulls

PLAYING HONORS

AP third team All-America selection, 1997
All-ACC first-team selection, 1997
1998 NBA World Champion

PERSONAL

Education: University of Maryland 2003, B.S. in Criminology and Criminal Justice
Date of Birth: October 9, 1974



Coaching Staff



TROY WAINWRIGHT

DIRECTOR OF BASKETBALL OPERATIONS

UMUC '04

11TH YEAR AT MARYLAND



Troy Wainwright, the director of basketball operations, is in his 11th year as a member of Gary Williams' staff. He is an essential part of the success of the team, both on and off the court, and is responsible for the administration of the basketball office.

Wainwright is responsible for all internal operations of the basketball program and serves as a liaison to the athletics department including Deborah Yow, Maryland's director of athletics. He is involved in the day-to-day operations of the team, including budgetary matters, team travel, on-campus housing and dining contracts. In addition, Wainwright is responsible for non-conference scheduling and works with the conference office to coordinate the Terps' ACC schedule.

A native of Berlin, Md., Wainwright has played an integral role in the Terps' success since his arrival. The Terps have appeared in the NCAA Tournament eight times, won the NCAA championship in 2002 and captured the ACC title in 2004. Maryland has averaged over 20 wins during his ten seasons with the team, despite playing the second-toughest schedule in the nation a season ago, the third most difficult in 2002 and the fifth most arduous in 1998. In 2003, 1998 and 1999 the Terps advanced to the Sweet Sixteen of the NCAA Tournament, and in 1999, Maryland won 28 games and was ranked fifth in the nation. In 2001, the Terps advanced to the Final Four and were ranked No. 4 in final rankings by USA Today/ESPN, and of course, in 2002 the Maryland basketball family captured its first-ever national championship and finished with a No. 1 ranking.

Among Wainwright's chief responsibilities is the administration of team travel plans. Wainwright coordinates all transportation (air and ground) as well as hotel accommodations. During his tenure, Wainwright has successfully coordinated travel to eight NCAA Tournaments, eight ACC Tournaments, Hawaii, Puerto Rico and Madison Square Garden, as well as every regular season game. Wainwright successfully directed the Terrapins up and down the East Coast during the 2002 NCAA championship run, to Nashville and San Antonio as part of Maryland's 2003 Sweet Sixteen campaign, and to Denver for a school-record 11th straight NCAA appearance in 2004.

During the summer of 2004, Wainwright played an integral role in coordinating travel for the Terrapins during a 12-day, five-game tour of Italy.

Wainwright serves as the director of the annual Gary Williams golf tournament that raises money to endow scholarships for the basketball program. The tournament has raised more than \$300,000 during the nine years since Wainwright's arrival. As tournament director, Wainwright helps solicit sponsorships and participants, and helps with event management on the day of the event. In addition, he coordinates team and individual player awards and a silent auction.

Wainwright also serves as the co-director of the Gary Williams basketball camp each summer. He helps coordinate virtually every aspect of the camp including housing, meals and camp speakers. The 2002-05 Gary Williams camps were the largest in its history, attracting more than 1,200 overnight campers each over a three-week period in each of the last three summers.

A TERP RETURNS

Wainwright was a sociology major at the University of Maryland and went on to work as an account manager with the Washington Bullets from 1992-1994. He then served as an advertising account executive at the Washington Times from 1994-96. He completed a degree at University of Maryland, University College in 2004.

Wainwright served as head manager for the basketball team during Williams' first season at Maryland, 1990, and accompanied the Terps as they advanced to the second round of the National Invitation Tournament. He served as an assistant manager for the three years preceding Williams' arrival in College Park.



1 TEAM

2006-07 MARYLAND MEN'S BASKETBALL



THE TROY WAINWRIGHT FILE EXPERIENCE

1996-present University of Maryland, Director of Basketball Operations

OPERATIONS POSITIONS

1996-97	Maryland	NCAA Southeast Region First Round
1997-98	Maryland	NCAA West Region Semifinals
1998-99	Maryland	NCAA South Region Semifinals
1999-00	Maryland	NCAA Midwest Region Second Round
2000-01	Maryland	NCAA Final Four, West Region Champions
2001-02	Maryland	NCAA Champions
2002-03	Maryland	NCAA South Region Semifinals
2003-04	Maryland	ACC Champions, NCAA Denver Region Second Round
2004-05	Maryland	NIT Semifinals
2005-06	Maryland	NIT Tournament

INTERNATIONAL EXPERIENCE

Five-game, 12-day tour of Italy with Maryland basketball team in August of 2004

PREVIOUS EXPERIENCE

• 1986-90, University of Maryland, Team Manager

PERSONAL

Education: University of Maryland, University College, 2004, B.S. Social Science

Date Of Birth: June 7, 1967

Family: Wife Noelle (married, August 10, 2002), Son: Callum (born June 12, 2003)



PETE YURISH
STRENGTH & CONDITIONING COACH
SHEPHERD '87
SECOND YEAR AT MARYLAND



Pete Yurish begins his second season as the strength and conditioning coach for the men's basketball program. His appointment to the position paid immediate dividends for the Terps last season, as they broke 22 of 24 all-time records under his guidance. Five team records have been shattered under Yurish's brief tutelage. Yurish also works with the swimming and diving programs at Maryland. Last year he saw 26 of the 32 student-athletes set personal-bests in their respective events.

Prior to joining the staff at Maryland, Yurish spent 12 seasons on the staff at Shepherd University in nearby Shepherdstown, W.Va. While at Shepherd, he was an assistant football coach, as well as coordinating all strength and conditioning activities for the Rams' athletic teams. Under Yurish's guidance, the strength and conditioning program at Shepherd became one of the best in the region, as the Rams set over 40 school records in the weight room during the last three years. Shepherd produced 14 NSCA All-Americans with Yurish on staff.

Yurish served as the defensive line/weight and strength coach at Lenoir-Rhyne (1991-92), Catawba (1992), and as a graduate assistant at East Carolina (1989-90).

As a varsity letterman, he earned first team All-West Virginia Conference honors in 1986 and led the league in defensive efficiency, helping Shepherd to the WVIAC title and the NAIA playoffs. He still ranks among the career leaders in total tackles (315) and solo tackles (143), as he served as a defensive captain for three years and helped the Rams to a four-year record of 29-13 from 1983-86. Yurish was inducted into the Shepherd College Athletic Hall of Fame in 1999.

A 1987 graduate of Shepherd, Yurish earned a bachelor's degree in physical education before moving on to East Carolina, where he received his master's in educational administration.

Yurish and his wife, Katrina, reside in Boonsboro, Md., with their son, Calleb.



J.J. BUSH
ATHLETIC TRAINER
FLORIDA STATE '69
35TH YEAR AT MARYLAND



J.J. Bush is in his 15th season as the athletic trainer for Gary Williams and the Terrapin men's basketball program. The past 14 years represents his second stint working with the program for the University of Maryland 30-Year Service Award winner, as he was also the team's trainer from 1972-1976.

As the trainer for the basketball team, Bush coordinates the daily medical treatments for all the players and supervises all rehabilitative efforts in case of injury. In the last 13 years, Bush has accompanied the Terrapins to 11 NCAA Tournaments, including seven Sweet Sixteen appearances, two Final Fours and the national championship in 2002.

Bush came to the university in 1972 as an assistant trainer and began working immediately with the men's basketball team. The team won the Atlantic Coast Conference regular season championship in 1975 and averaged 23 wins per season during his first four-year stint.

From 1979 until 1992, Bush served as the head trainer of the Terrapin football team, which claimed four ACC championships and played in nine bowl games during that era. In 1992 he returned to Cole Field House and the basketball team as an assistant to the athletics director.

In addition to his training duties, Bush teaches basic and advanced courses on care and prevention of athletic injuries in Maryland's College of Health and Human Performance, and is a frequent lecturer throughout the Mid-Atlantic region of the United States.

In May 2005, Bush was a member of the inaugural class inducted into the Maryland Athletic Trainers Association Hall of Fame. A founding member of MATA, Bush is credited as the author of the organization's constitution and by-laws.


A native of Fort Lauderdale, Fla., Bush, 59, graduated from Florida State University in 1969. He and his wife Gina have two children, Brandon and Jordan, and reside in University Park, Md.



ROBERT EHSAN

GRADUATE ASSISTANT

UC DAVIS '05 • SECOND YEAR AT MARYLAND



Robert Ehsan begins his second year in the University of Maryland program as the graduate assistant on Gary Williams' staff. He assists with the day-to-day activities of the basketball office, including supporting recruiting, assisting in scheduling, supervising student managers and assisting in operations.

Ehsan played collegiately for four seasons at the University of California, Davis. He started for two seasons and was the team captain in his senior year. Ehsan finished 23rd in the nation in free-throw percentage as a junior for the Aggies, who were in a transition period while moving from NCAA Division II to Division I. At Davis, Ehsan received the Gordon S. Baranco Award, symbolizing exceptional leadership, unselfishness, work ethic and commitment toward the team.

He became interested in coaching while assisting with camp staffs at Santa Clara, UC Santa Barbara, UC Davis and Gary Williams Basketball Camp at Maryland. Ehsan also held other positions in finance and marketing during summers. Ehsan led his Bella Vista High School team in scoring during all four seasons and was a three-time all-league pick at the Sacramento-area school.

He earned a bachelor's degree in economics while at UC Davis, making the athletics honor roll from 2002 through 2005.



AL TIFFANY

BASKETBALL EQUIPMENT MANAGER

MARYLAND '95 • SECOND YEAR AT MARYLAND



Al Tiffany is in his second season at his alma mater to serve as the equipment manager for the men's basketball team. He is responsible for ordering and issuing game uniforms and practice gear for the Terps, as well as coordinating laundry services for the team at home and on the road.


Tiffany comes to Maryland from the U.S. Naval Academy, where he served for five years in the athletics department on the equipment staff. A former student basketball manager for four years while at Maryland, Tiffany was the head basketball manager in his senior year. He earned his bachelor's degree in kinesiology from Maryland in 1995.

Tiffany will also direct the equipment needs for all teams at Comcast Center, including women's basketball, wrestling, volleyball and softball.

JASON STANCZYK

VIDEO DIRECTOR

MARYLAND '02 • 2ND YEAR AT MARYLAND



Jason Stanczyk enters his second season as video director for the men's basketball program. Stanczyk is responsible for producing all scouting video, film exchange, and recruiting videos. He also compiles archived video for media requests, and provides footage for special events. In addition to his video work, Stanczyk has also assisted with the Gary Williams golf outing and summer camps.

A graduate of Maryland in 2002, Stanczyk interned with the George Michaels Sports Machine during his senior year on campus. Following graduation, he worked with WHAG-25 TV in Hagerstown, Md. Working as a sports photographer, he also served as a studio camera operator during the five o'clock and six o'clock newscasts.

After leaving WHAG, Stanczyk spent three years working in the video department of the Baltimore Orioles. He worked in the control room during games and coordinated replay operations on the scoreboard at Camden Yards. Stanczyk was responsible for the video coaching system with the Orioles and produced commercials.

A native of Frederick, Md., he currently resides in Columbia, Md. Stanczyk earned his bachelor's degree in communications from Maryland in 2002.



CLEO LONG-THOMAS
ADMINISTRATIVE ASSISTANT
TO THE HEAD COACH
19TH YEAR AT MARYLAND



Cleo Long-Thomas is in her 17th season as the administrative assistant to head coach Gary Williams and her 19th year overall at the University of Maryland. She coordinates the professional schedules of Coach Williams and assists the coaching staff. In addition, she is responsible for the overall administration and the day-to-day managerial duties of the basketball office.

Long-Thomas coordinates Williams' schedule for departmental meetings, out-of-town speaking engagements and appearances. She also coordinates travel arrangements for the entire coaching staff and is responsible for all of the senior day activities at the final home game of each season. In the postseason, Long-Thomas plans and coordinates the Terps' annual honors banquet including all invitations, decorations, seating and banquet room setup. The original administrative coordinator of the Gary Williams Basketball Camp, Long-Thomas still assists with day-to-day camp activities such as application and registration.

Long-Thomas and her husband, Jocquin, are the proud parents of three children: Tyrone, 38, Jabari, 32, and Raven, 23. Tyrone and his wife Yolanda have given Long-Thomas two grandchildren, T.J., 10, and Jovan, 6.

CAROLE BUCCO
ADMINISTRATIVE ASSISTANT
TO THE ASSISTANT COACHES
EIGHTH YEAR AT MARYLAND



Carole Bucco is in her eighth year working with the University of Maryland men's basketball program, serving as the administrative assistant to the assistant coaches for recruiting.

Bucco coordinates all recruiting correspondence and mail-outs to prospective Maryland basketball players. In addition, she assists the coaches in preparation of scouting reports and with film exchange throughout the season and is responsible for assisting in the coordination, planning and registration of the annual Gary Williams summer basketball camp.

Bucco graduated from the University of Maryland in 1993. Upon commencement, she worked for the University of Maryland, University College for two years, and then for two small companies before returning to her alma mater. Bucco is a resident of Columbia, Md.

SUPPORT
STAFF



Michael Czan
Manager



Kenny Beaver
Manager



Lavon Wilkins
Manager



Jason Davis
Manager




Aaron Hockel
Manager



Steve Miller
Manager



Geoff Gilbert
Massage Therapist




THE RAPIDS PROFILES



WILL BOWERS
7-1 • 262 • SENIOR, 3V • CENTER
HANOVER, MD.
ARCHBISHOP SPALDING

31



ON BOWERS:

Provides the Terps with a physical presence along the front line ... possesses a soft touch around the basket ... has appeared in 82 career games as a Terrapin, making 11 starts ... has improved his field goal percentage each of his first three years.

WILLIAMS ON BOWERS:

"Will has improved every year that he's been at Maryland. He can be a big factor for us along the front line and I expect him to be an important part of our success this season."

AS A JUNIOR IN 2005-06:

One of seven Terps to appear in all 32 games during 2005-06 ... earned a start against North Carolina (Feb. 2) and tallied four points and two rebounds in 16 minutes ... tied his season high with 21 minutes against Georgia Tech in the ACC Tournament (March 9) and posted five points, two rebounds, one block, and one steal ... tied his career high with three blocks against North Carolina (Feb. 26) ... scored a season-best eight points at Florida State (Feb. 22) ... played 20 minutes against Virginia Tech (Jan. 21) and turned in a solid defensive effort to go along with four points, two rebounds, and a steal ... recorded his first career three-pointer against Texas A&M Corpus-Christi (Jan. 4) ... grabbed a season-high five rebounds and dished out three assists against VMI (Dec. 31) ... scored four points and recorded a blocked shot against Western Carolina (Dec. 7) ... came off the bench and scored six points, grabbed three rebounds, and blocked one shot against Nichols State (Nov. 27) ... finished with five points, four rebounds, two assists, and two blocked shots against Farleigh Dickinson (Nov. 11).

AS A SOPHOMORE IN 2004-05:

Played in 31 of 32 games, making 10 starts ... started four straight games at center for the Terps mid-season, totaling 79 minutes, 13 points and 14 rebounds across that stretch from Jan. 26 to Feb. 5 ... the first start of his Terrapin career came in Maryland's win at No. 2 Duke (Jan. 26) ... he contributed four points, seven boards and two blocks in 23 minutes at Cameron Indoor Stadium ... pair of double-figure scoring games came back-to-back in the postseason with 10 vs. Clemson in the ACC Tournament (March 10) and 14 vs. Oral Roberts in the NIT first round (March 16) ... his career-best 14 point effort against ORU came on a 5-for-9 shooting night from the field and a 4-for-5 performance at the free throw line ... he also added five rebounds, and a pair of rejections in 17 minutes vs. Oral Roberts ... netted seven points and grabbed three boards at Miami (Feb. 5) in career-high tying 27 minutes ... tallied a career-high three blocked shots in the Terps' win at home over Virginia (Jan. 19) ... registered four points with five rebounds in 22 minutes as the Terps downed Temple (Jan. 15) ... contributed five points with six rebounds in 14 minutes vs. Mount St. Mary's (Jan. 4) ... recorded a career-high tying seven rebounds and three assists against Liberty (Dec. 28) ... tallied five boards and swatted two shots in a crucial 14-minute effort as the Terps topped Florida State in



BOWERS' CAREER STATISTICS

Year	G-GS	Min-Avg	FG-A	Pct	3FG-A	Pct	FT-A	Pct	Off-Def	Reb-Avg	PF-FO	Ast	TO	Blk	Stl	Pts-Avg
2003-04	19-0	97-5.1	4-13	.308	0-0	.000	8-13	.615	5-17	22-1.2	20-0	4	4	3	3	16-0.8
2004-05	31-10	389-12.5	32-80	.400	0-2	.000	22-35	.629	25-56	81-2.6	63-0	14	27	23	4	86-2.8
2005-06	32-1	354-11.1	27-67	.403	1-3	.333	11-19	.579	18-24	42-1.3	58-1	14	14	16	3	66-2.1
Career	82-11	840-10.2	63-160	.394	1-5	.200	41-67	.612	48-97	145-1.8	141-1	32	45	42	10	168-2.0

BOWERS' ACC STATISTICS

Year	GP-GS	Min.-Avg.	FG-A	Pct.	3P-A	Pct.	FT-A	Pct.	OR-DR	Reb-Avg.	PF-D	Ast	To	Blk	St	Pts.-Avg.
2003-04	10-0	32-3.2	0-3	.000	0-0	.000	2-4	.500	2-7	9-0.9	7-0	1	2	2	1	2-0.2
2004-05	16-6	211-13.2	16-44	.364	0-1	.000	9-15	.600	10-28	38-2.4	37-0	4	14	15	3	41-2.6
2005-06	16-1	153-9.6	13-30	.433	0-1	.000	2-5	.400	6-9	15-0.9	25-0	3	5	6	2	28-1.8
Career	42-7	396-9.4	29-77	.377	0-2	.000	13-24	.542	18-44	62-1.5	69-0	8	21	23	6	71-1.7

BOWERS' CAREER HIGHS

Category	#	Opponent/Date
POINTS	14	vs. Oral Roberts-NIT (3/16/05)
REBOUNDS	7	(2x) last at Duke (1/26/05)
FG	5	vs. Oral Roberts-NIT (3/16/05)
FGA	9	vs. Oral Roberts-NIT (3/16/05)
3 FG	1	vs. TAMU-CC (1/4/06)
3 FGA	1	(4x) last vs. TAMU-CC (1/4/06)
FT	4	(3x) last vs. Oral Roberts-NIT (3/16/05)
FTA	5	(2x) last at Florida State (2/22/06)
ASSISTS	3	(3x) last at Temple (1/28/06)
BLOCKS	3	(2x) last at North Carolina (2/26/06)
STEALS	2	vs. Clemson (2/22/05)
MINUTES	27	(2x) last at Miami (2/5/05)

overtime at home (Dec. 19) ... played 14 minutes and netted a bucket vs. UNC Asheville (Dec. 12) ... totaled four points on 2-for-3 field goal shooting against George Mason in the BB&T Semifinals (Dec. 4) ... started four of five games during the Terps' summer Italian Tour.

AS A FRESHMAN IN 2003-04:



Saw game action in 19 contests, averaging 5.1 minutes per outing ... saw five contests of 10-plus minutes ... netted six points on 2-of-2 shooting with 2-of-4 successful free throws against Maryland-Eastern Shore (Jan. 6) ... pulled down four rebounds in only 10 minutes at Duke (Feb. 22) ... swatted two shots at Georgia Tech (Jan. 17) in seven minutes off the bench ... originally recorded career-highs vs. Pepperdine (Dec. 14) with four rebounds and 13 minutes... played nine minutes in the Terps' win at No. 1 Florida (Dec. 10), chipping in with a rebound and the first blocked shot of his career ... earned 10 minutes of playing time vs. American in his collegiate debut (Nov. 22) ... first career collegiate points came at the free throw line vs. Eagles, and also added two boards and a steal ... played in 13 of the Terps' first 15 games of the season.

AT ARCHBISHOP SPALDING HIGH SCHOOL:

Starting center for Archbishop Spalding in Severn, Md. ... averaged 13.5 points per game as a senior to go along with 6.0 rebounds per game ... blocked 76 shots and dealt 40 assists as a senior ... shot 52.8 percent from the floor his final season, helping the Cavaliers to a 26-7 record and a second-place finish in the Baltimore Catholic League and the Maryland Interscholastic Athletic Association A Conference ... named to the *Baltimore Sun's* All-Metro first team in his senior season after being selected to the second team as a junior ... a BCL/MIAA All-Tournament team member after leading Archbishop Spalding to a second-place finish with a 20.0 points per game average in three tournament games ... finished his high school tenure with 1,100 career points ... a participant in Baltimore's Charm City Challenge with Terrapin teammates Hassan Fofana, D.J. Strawberry and Ekene Ibekwe in April 2003 ... also participated in the Jordan Capital Classic Blue/White game at MCI Center later that month with Strawberry ... high school coach was Mike Glick.

PERSONAL:

William Loring Bowers ... born May 4, 1985 ... son of Karen and William "Bill" Bowers, Sr. ... an only child ... also a member of the tennis team in high school ... interests include U.S. history in the post-Civil War era and computers ... majoring in criminology and criminal justice.



BOWERS 2005-06 GAME-BY-GAME

OPPONENT	MIN	FG-A	3FG-A	FTA	O-D-R	PF	A	TO	BLK	S	TP
FAIRLEIGH DICKINSON	19	2-3	0-0	1-2	1-3-4	3	2	1	2	0	5
vs. Gonzaga*	11	1-3	0-0	0-0	3-0-3	2	0	2	0	0	2
vs. Chaminade*	7	1-2	0-0	2-2	0-1-1	5	0	1	0	0	4
vs. Arkansas*	7	0-1	0-0	2-2	0-1-1	1	0	0	0	0	2
NICHOLLS STATE	16	2-4	0-0	2-3	1-2-3	3	0	0	1	0	6
MINNESOTA*	7	0-2	0-0	0-0	0-0-0	1	0	0	0	0	0
vs. George Washington\$	8	0-0	0-0	0-0	0-0-0	1	0	2	1	0	0
WESTERN CAROLINA	14	2-4	0-0	0-2	1-0-1	1	0	0	1	0	4
BOSTON COLLEGE	2	0-0	0-0	0-0	0-0-0	2	0	1	0	0	0
AMERICAN	15	0-2	0-0	0-0	0-1-1	2	1	0	1	0	0
DELAWARE STATE	2	0-0	0-0	0-0	0-0-0	2	0	0	0	0	0
VMI	18	0-2	0-1	0-0	1-4-5	1	3	1	0	0	0
TEXAS A&M-CC	17	2-3	1-1	0-0	1-0-1	3	0	0	2	0	5
at Miami	9	0-0	0-0	0-0	0-0-0	3	0	0	0	0	0
at Duke	5	0-1	0-0	0-0	0-0-0	1	0	0	1	0	0
WAKE FOREST	18	1-3	0-1	0-0	1-2-3	2	0	1	1	0	2
VIRGINIA TECH	20	2-5	0-0	0-0	0-2-2	1	1	1	0	1	4
at Georgia Tech	13	2-3	0-0	0-0	1-1-2	3	0	0	0	0	4
at Temple	21	1-2	0-0	0-0	1-2-3	2	3	1	0	0	2
NORTH CAROLINA	16*	2-4	0-0	0-0	1-1-2	2	0	0	1	0	4
at NC State	12	1-2	0-0	0-0	1-2-3	2	0	0	0	0	2
VIRGINIA	3	0-0	0-0	0-0	0-0-0	2	0	0	0	0	0
DUKE	9	1-1	0-0	0-0	0-0-0	1	0	0	0	0	2
at Clemson	6	0-0	0-0	0-0	0-1-1	1	0	0	0	0	0
GEORGIA TECH	0*	0-0	0-0	0-0	0-0-0	0	0	0	0	0	0
at Florida State	14	3-5	0-0	2-5	1-0-1	1	0	0	0	0	8
at North Carolina	17	1-5	0-0	0-0	1-0-1	4	0	1	3	0	2
MIAMI	4	0-1	0-0	0-0	0-0-0	0	1	1	0	0	0
at Virginia	5	0-0	0-0	0-0	0-0-0	0	1	0	0	1	0
vs. Georgia Tech#	21	2-3	0-0	1-2	1-1-2	3	0	1	1	1	5
vs. Boston College#	14	1-5	0-0	1-1	0-0-0	3	2	0	1	0	3
MANHATTAN@	4	0-1	0-0	0-0	2-2-2	0	0	0	0	0	0

BOWERS' 2004-05 GAME-BY-GAME

OPPONENT	MIN	FG-A	JFG-A	FTA	O-D-R	PF	A	TO	BLK	S	TP
JACKSON STATE	10	0-0	0-0	0-0	0-0-0	1	0	2	0	0	0
MERCER	10	0-0	0-0	0-0	0-4-4	1	0	2	1	0	0
vs. Memphis	3	0-1	0-0	0-0	0-0-0	0	0	1	0	0	0
at Wisconsin	2	0-0	0-0	0-0	0-0-0	0	0	0	0	0	0
vs. George Mason	13	2-3	0-0	0-2	0-2-2	4	1	0	4	0	4
vs. George Washington	dnp-cd										
UNC ASHEVILLE	14	1-4	0-0	0-0	0-0-0	3	1	1	0	0	2
FLORIDA STATE	14	1-3	0-0	0-0	1-4-5	2	1	1	2	0	2
AMERICAN	9	0-0	0-0	0-0	1-1-2	1	1	1	0	1	0
LIBERTY	18	2-4	0-0	0-0	3-4-7	3	3	0	1	0	4
MOUNT ST. MARY'S	14	2-4	0-0	1-1	2-4-6	2	1	0	0	0	5
at North Carolina	13	0-2	0-0	2-2	0-2-2	2	0	1	0	0	2
at Wake Forest	15	1-3	0-1	1-1	1-3-4	4	0	0	0	0	3
TEMPLE	22	1-2	0-0	2-4	1-4-5	2	0	0	1	0	4
VIRGINIA	21	1-4	0-0	0-0	0-2-2	3	0	0	3	0	2
NC STATE	6	1-2	0-0	0-0	0-0-0	1	0	1	0	0	2
at Duke	23*	2-7	0-0	0-0	4-3-7	3	0	3	2	1	4
GEORGIA TECH	16	0-1	0-0	0-2	0-1-1	1	1	1	0	0	0
at Clemson	13*	1-2	0-0	0-0	0-3-3	4	0	1	0	0	2
at Miami	27*	3-7	0-0	1-4	1-2-3	4	0	3	1	0	7
VIRGINIA TECH	19	3-3	0-0	0-0	0-4-4	2	0	2	1	0	6
DUKE	10	2-3	0-0	1-2	1-1-2	4	1	0	0	0	5
at NC State	9*	0-1	0-0	0-0	0-1-1	0	0	0	0	0	0
at Virginia	6	0-1	0-0	0-0	0-0-0	1	1	0	1	0	0
CLEMSON	5	0-0	0-0	0-0	0-0-0	3	0	1	2	2	0
NORTH CAROLINA	4	1-3	0-0	0-0	1-0-1	1	0	0	1	0	2
at Virginia Tech	10	0-2	0-0	4-4	1-2-3	2	0	0	2	0	4
vs. Clemson#	27*	3-6	0-0	4-4	4-2-6	2	0	3	1	0	10
ORAL ROBERTS@	17*	5-9	0-1	4-5	2-3-5	2	1	1	2	0	14
DAVIDSON@	9*	0-3	0-0	0-0	2-2-4	2	2	1	0	0	0
TC@	9*	0-0	0-0	2-4	0-2-2	2	0	0	1	0	2
vs. South Carolina@	1	0-0	0-0	0-0	0-0-0	1	0	1	0	0	0


BOWERS' 2003-04 GAME-BY-GAME

OPPONENT	MIN	FG-A	3FG-A	FTA	O-D-R	PF	A	TO	BLK	S	TP
AMERICAN	10	0-0	0-0	2-2	1-1-2	1	0	2	0	0	1
GEORGE MASON	1	0-0	0-0	0-0	0-0-0	0	0	0	0	0	0
HOFSTRA	1	0-0	0-0	0-0	0-0-0	0	0	0	0	0	0
WISCONSIN	dnp-cd										
vs. Gonzaga	1	0-0	0-0	0-0	0-0-0	0	0	0	0	0	0
vs. West Virginia	dnp-cd										
at Florida	9	0-2	0-0	0-1	0-1-1	3	0	0	1	0	0
PEPPERDINE	13	1-2	0-0	2-2	1-3-4	1	1	0	0	0	4
UNC-GREENSBORO	10	0-2	0-0	0-0	1-2-3	3	1	0	0	0	0
at Florida State	5	0-1	0-0	0-0	0-0-0	1	1	1	0	0	0
MT ST. MARY'S	7	1-2	0-0	0-0	0-1-1	2	0	0	0	0	2
UMES	13	2-2	0-0	2-4	0-2-2	3	1	0	0	0	6
NO CAROLINA	2	0-0	0-0	0-0	0-0-0	0	0	1	0	0	0
at Georgia Tech	7	0-1	0-0	0-0	0-2-2	2	0	0	2	0	0
DUKE	2	0-0	0-0	0-0	0-1-1	0	0	0	0	0	0
at Clemson	dnp-cd										
at Wake Forest	2	0-0	0-0	2-2	1-0-1	1	0	0	0	0	2
NC STATE	dnp-cd										
at Virginia	2	0-0	0-0	0-0	0-0-0	0	0	0	0	0	0
FLORIDA STATE	dnp-cd										
at North Carolina	1	0-0	0-0	0-0	0-0-0	1	0	0	0	0	0
GEORGIA TECH	dnp-cd										
at Duke	10	0-1	0-0	0-2	1-3-4	2	0	0	0	1	0
CLEMSON	1	0-0	0-0	0-0	0-1-1	0	0	0	0	0	0
WAKE FOREST	0*	0-0	0-0	0-0	0-0-0	0	0	0	0	0	0



PARRISH BROWN
6-1 • 175 • SENIOR, 1V • GUARD
CHICAGO, ILL.
THORNTRIDGE/KENNEDY KING C.C.

24



ON BROWN:

Joined the Terrapins for his junior season after spending two years at Kennedy Community College ... a two-way threat in the backcourt ... can make an impact at either end of the floor ... a versatile player who can play either point guard or shooting guard.

WILLIAMS ON BROWN:

"Parrish came off the bench and contributed in his first year in the program when we needed help at the guard position. That experience will benefit him as he enters his senior season."

AS A JUNIOR IN 2005-06:

Appeared in 29 games during 2005-06 ... scored in double figures twice during his junior campaign ... finished the season with 51 assists, with 49 coming in his final 23 games (2.1 apg) ... finished the season shooting 86-percent from the free throw line ... recorded five assists on three different occasions ... connected on 19-of-21 free throws in his final 11 games ... led the Terps with 5 assists in 19 minutes against Manhattan (March 18) ... came off the bench and scored 10 points to go with five rebounds in 15 minutes against Boston College in the ACC Tournament (March 10) ... posted a career-high six assists in a personal-best 21 minutes at Clemson (Feb. 14) ... sparked a decisive run for Maryland with two points and two assists in eight minutes against Virginia (Feb. 7) ... scored six points and grabbed two steals in six minutes against top-ranked Duke (Jan. 11) ... finished with eight points, three assists, and two steals in 14 minutes against Texas A&M Corpus-Christi (Jan. 4) ... posted a career-best 13 points on 5-of-9 shooting, including 3-of-4 3FG, and dished out four assists in 20 minutes against VMI (Dec. 31) ... led the Terps with five assists against Western Carolina (Dec. 7) ... scored his first career point and recorded an assist in season-opener against Fairleigh Dickinson (Nov. 18).

AT KENNEDY KING C.C.:

Team captain and starting guard at Kennedy King for two seasons ... JUCO All-Region IV player of the year finalist and JUCO All-America candidate ... averaged 22 points per game five assists and five rebounds in leading Kennedy King to a 19-13 record in 2004-05 ... a top 25 junior college prospect as rated by several recruiting services ... junior college coach was Garland Dildy.

AT THORNTRIDGE HIGH SCHOOL:

A 2002 graduate of Thornridge on the south side of Chicago ... played for one year for the Falcons, leading them to a 19-12 record, after transferring from Simeon ... averaged eight points with two rebounds and two assists at Thornridge ... high school coach was Mike Flaherty.

PERSONAL:

Parrish Henry Brown ... born June 20, 1984 ... son of Vernetta and Henry Brown ... has two sisters, Tiffany Shelton (16) and Ivory Shelton (12), and a brother, Henry Brown (19) ... interests include movies and going bowling ... admires his mother because she is a hard worker as a nutrition diet aid ... lists Allen Iverson as his favorite athlete because of Iverson's determination and stature ... majoring in sociology.



BROWN'S CAREER STATISTICS

Year	G-GS	Min-Avg	FG-A	Pct	3FG-A	Pct	FT-A	Pct	Off-Def	Reb-Avg	PF-FO	Ast	TO	Blk	Stl	Pts-Avg
2005-06	29-0	248-8.6	23-53	.434	7-18	.389	24-28	.857	7-25	32-1.1	19-0	51	37	1	12	77-2.7

BROWN'S ACC STATISTICS

Year	GP-GS	Min.-Avg.	FG-A	Pct.	3P-A	Pct.	FT-A	Pct.	OR-DR	Reb-Avg.	PF-D	Ast	To	Blk	St	Pts.-Avg.
2005-06	14-0	102-7.3	5-10	.500	1-3	.333	17-20	.850	2-8	10-0.7	8-0	25	34	0	3	28-1.8


2006-07 MARYLAND MEN'S BASKETBALL

1 TEAM




BROWN'S CAREER HIGHS

Category	#	Opponent/Date
POINTS	13	vs. VMI (12/31)
REBOUNDS	5	vs. Boston College-ACC (3/10)
FG	5	vs. VMI (12/31)
FGA	9	vs. VMI (12/31)
3 FG	3	vs. VMI (12/31)
3 FGA	4	vs. VMI (12/31)
FT	5	at Clemson (2/14)
FTA	6	at Clemson (2/14)
ASSISTS	6	at Clemson (2/14)
BLOCKS	1	vs. Nicholls State (11/27)
STEALS	3	vs. American (12/23)
MINUTES	21	at Clemson (2/14)



BROWN 2005-06 GAME-BY-GAME


OPPONENT	MIN	FG-A	3FG-A	FT-A	O-D-R	PF	A	TO	BLK	S	TP
FAIRLEIGH DICKINSON	6	0-1	0-0	1-2	0-0-0	1	1	1	0	0	1
vs Gonzaga*	0+	0-0	0-0	0-0	0-0-0	0	0	0	0	0	0
vs Chaminade*	8	1-2	1-2	0-0	0-1-1	1	0	0	0	1	3
vs Arkansas*	1	0-0	0-0	0-0	0-0-0	0	0	0	0	0	0
NICHOLLS STATE	9	0-2	0-0	0-0	1-2-3	0	1	1	1	0	0
MINNESOTA*	2	0-1	0-0	0-0	0-0-0	0	0	0	0	0	0
vs George Washington\$	dnp-cd										
WESTERN CAROLINA	16	1-3	0-1	0-0	1-3-4	0	5	1	0	1	2
BOSTON COLLEGE	5	0-0	0-0	0-0	0-1-1	0	2	0	0	0	0
AMERICAN	14	3-6	0-3	0-0	0-1-1	0	4	1	0	3	6
DELAWARE STATE	2	0-1	0-0	0-0	0-0-0	0	0	0	0	0	0
VMI	20	5-9	3-4	0-0	1-2-3	2	4	2	0	0	13
TEXAS A&M-CC	14	3-7	0-2	2-2	0-1-1	2	3	1	0	2	8
at Miami	4	0-0	0-0	0-0	1-0-1	0	1	1	0	0	0
at Duke	6	2-2	0-0	2-3	1-0-1	1	1	4	0	2	6
WAKE FOREST	7	0-0	0-0	0-0	0-0-0	0	2	1	0	0	0
VIRGINIA TECH	dnp-cd										
at Georgia Tech	2	0-0	0-0	0-0	0-0-0	1	0	2	0	0	0
at Temple	8	2-2	0-0	0-0	0-0-0	1	2	0	0	1	4
NORTH CAROLINA	dnp-cd										
at NC State	3	0-0	0-0	0-0	0-0-0	0	0	2	0	0	0
VIRGINIA	8	0-0	0-0	2-2	0-1-1	1	2	0	0	0	2
DUKE	8	1-1	0-0	2-2	0-0-0	0	2	2	0	0	4
at Clemson	21	0-1	0-1	5-6	0-1-1	2	6	4	0	1	5
GEORGIA TECH	7	1-1	0-0	1-1	0-1-1	1	3	4	0	0	3
at Florida State	7	0-0	0-0	2-2	0-0-0	1	2	3	0	0	2
at North Carolina	6	0-1	0-0	0-0	0-2-2	0	1	0	0	0	0
MIAMI	8	0-1	0-1	0-0	0-0-0	0	0	1	0	0	0
at Virginia	10	1-3	1-1	3-4	0-2-2	1	3	0	0	0	6
vs Georgia Tech#	10	0-2	0-0	0-0	0-1-1	1	1	3	0	0	0
vs Boston College#	15	3-6	2-2	2-2	2-3-5	2	0	1	0	0	10
MANHATTAN@	19	0-1	0-1	2-2	0-3-3	1	5	2	0	1	2





GINI CHUKURA
6-5 • 210 • SENIOR, 2V • FORWARD
SILVER SPRING, MD.
GOOD COUNSEL

33



ON CHUKURA:

Joined the Terrapins as a walk-on in December of 2004 ... has appeared in 17 career games over the past two seasons ... a solid rebounder who can get to the basket ... an aggressive on-ball defender for the Terrapins ... brings an intensity and energy to the club in practice and in games.

WILLIAMS ON CHUKURA:

"Gini is one of the great people on our team. He joined us as a walk-on but his role has increased every year and he has become a much better basketball player during his time in our program."

AS A JUNIOR:

Saw action in 11 contests during 2005-06 ... grabbed two offensive rebounds in one minute against Manhattan in the NIT (March 18) ... saw action in his second ACC Tournament, earning playing time against Georgia Tech (March 9) ... recorded a steal in two minutes played against North Carolina (Feb. 26) ... scored a personal-high four points, including his first career three-pointer against Texas A&M-Corpus Christi (Jan. 4) ... recorded one rebound and one steal in four minutes against American (Dec. 23) ... tallied his first career points and grabbed three rebounds in four minutes against Western Carolina (Dec. 7) ... played three minutes and pulled down a rebound in the season-opening win over Fairleigh Dickinson (Nov. 18).

AS A SOPHOMORE IN 2004-05:


Played in six contests after joining the squad as a walk-on in December ... was added to the Terps' roster to give the team depth after injuries to then-seniors Mike Grinnon and Darien Henry ... saw first collegiate action in Maryland's victory over Liberty (Dec. 28) ... grabbed his first career rebound in his debut, a three-minute stint against the flames ... logged two minutes of action against Mount St. Mary's (Jan. 4) ... saw first ACC action at the Dean Smith Center as the Terps faced North Carolina (Jan. 8) ... made an appearance against Clemson in the Terrapins' ACC Tournament matchup (March 10) ... saw postseason action in Maryland's NIT victory over TCU at Comcast Center (March 26).

AT GOOD COUNSEL HIGH SCHOOL:

Lettered in two seasons for Good Counsel's varsity squad in Wheaton, Md. ... attended same high school as Terrapin teammate James Gist ... high school coach was Tim McKenna.

PERSONAL:

Gini Ifeayinchukwu Chukura ... birthday is Oct. 17, 1985 ... parents' names are Niki Ababio and Chris Chukura ... has two younger twin brothers, Peter (15) and Paul (15) ... lists Kevin Garnett as his favorite pro basketball player because of the overall contributions he makes to his team ... interests include music and drawing ... pronounced "GIN-ee cha-KOOR-uh".




CHUKURA'S CAREER STATISTICS

Year	G-GS	Min-Avg	FG-A	Pct	3FG-A	Pct	FT-A	Pct	Off-Def	Reb-Avg	PF-FO	Ast	TO	Blk	Stl	Pts-Avg
2004-05	6-0	6-1.0	0-0	.000	0-0	.000	0-0	.000	0-1	1-0.2	0-0	0	0	1	0	0-0.0
2005-06	11-0	27-2.5	2-9	.222	1-3	.333	1-6	.167	7-2	9-0.8	2-0	0	1	0	2	6-0.5
Career	17-0	33-1.9	2-9	.222	1-3	.333	1-6	.167	7-3	10-0.6	2-0	0	1	1	2	6-0.4

CHUKURA'S ACC STATISTICS

Year	GP-GS	Min.-Avg.	FG-A	Pct.	3P-A	Pct.	FT-A	Pct.	OR-DR	Reb-Avg.	PF-D	Ast	To	Blk	St	Pts.-Avg.
2004-05	2-0	1-0.5	0-0	.000	0-0	.000	0-0	.000	0-0	0-0	0-0	0	0	0	0	0-0.0
2005-06	2-0	2-1.0	1-2	.500	0-1	.000	0-2	.000	0-0	0-0	0-0	0	0	0	1	0-0.0
Career	4-0	3-0.8	1-2	.500	0-1	.000	0-2	.000	0-0	0-0	0-0	0	0	0	1	0-0.0



CHUKURA'S CAREER HIGHS

Category	#	Opponent/Date
POINTS	4	vs. TAMU-CC (1/4/06)
REBOUNDS	3	vs. Western Carolina (12/7/05)
FG	1	(2x) last vs. TAMU-CC (1/4/06)
FGA	4	vs. Western Carolina (12/7/05)
3 FG	1	vs. TAMU-CC (1/4/06)
3 FGA	1	(2x) last vs. TAMU-CC (1/4/06)
FT	1	vs. TAMU-CC (1/4/06)
FTA	2	(3x) last at North Carolina (2/26)
ASSISTS	0	
BLOCKS	1	vs. Mount St. Mary's (1/4/05)
STEALS	1	(2x) last at North Carolina (2/26/06)
MINUTES	4	(4x) last vs. VMI (12/31/05)



CHUKURA 2005-06 GAME-BY-GAME

OPPONENT	MIN	FG-A	3FG-A	FT-A	O-D-R	PF	A	TO	BLK	S	TP
FAIRLEIGH DICKINSON	3	0-0	0-0	0-2	1-0-1	0	0	0	0	0	0
vs. Gonzaga*	dnp-cd										
vs. Chaminade*	4	0-1	0-0	0-0	0-1-1	1	0	0	0	0	0
vs. Arkansas*	dnp-cd										
NICHOLLS STATE	1	0-0	0-0	0-0	0-0-0	0	0	0	0	0	0
MINNESOTA%	dnp-cd										
vs. George Washington\$	dnp-cd										
WESTERN CAROLINA	4	1-4	0-0	0-0	3-0-3	0	0	0	0	0	2
BOSTON COLLEGE	dnp-cd										
AMERICAN	4	0-1	0-1	0-0	1-0-1	0	0	1	0	1	0
DELAWARE STATE	dnp-cd										
VMI	4	0-1	0-1	0-0	0-0-0	0	0	0	0	0	0
TEXAS A&M-CC	3	1-1	1-1	1-2	0-1-1	0	0	0	0	0	4
at Miami	dnp-cd										
at Duke	0+	0-0	0-0	0-0	0-0-0	0	0	0	0	0	0
WAKE FOREST	dnp-cd										
VIRGINIA TECH	dnp-cd										
at Georgia Tech	dnp-cd										
at Temple	dnp-cd										
NORTH CAROLINA	dnp-cd										
at NC State	dnp-cd										
VIRGINIA	dnp-cd										
DUKE	dnp-cd										
at Clemson	dnp-cd										
GEORGIA TECH	dnp-cd										
at Florida State	dnp-cd										
at North Carolina	2	0-0	0-0	0-2	0-0-0	0	0	0	0	1	0
MIAMI	dnp-cd										
at Virginia	dnp-cd										
vs. Georgia Tech#	1	0-0	0-0	0-0	0-0-0	0	0	0	0	0	0
vs. Boston College#	dnp-cd										
MANHATTAN@	1	0-1	0-0	0-0	2-0-2	1	0	0	0	0	0

CHUKURA 2004-05 GAME-BY-GAME


OPPONENT	MIN	FG-A	3FG-A	FT-A	O-D-R	PF	A	TO	BLK	S	TP
LIBERTY	3	0-0	0-0	0-0	0-1-1	1	0	0	0	0	0
MOUNT ST. MARY'S	2	0-0	0-0	0-0	0-0-0	0	0	0	1	0	0
at North Carolina	1	0-0	0-0	0-0	0-0-0	0	0	0	0	0	0
at Wake Forest	0+	0-0	0-0	0-0	0-0-0	0	0	0	0	0	0
TEMPLE	dnp-cd										
VIRGINIA	dnp-cd										
NC STATE	dnp-cd										
at Duke	dnp-cd										
GEORGIA TECH	dnp-cd										
at Clemson	dnp-cd										
at Miami	dnp-cd										
VIRGINIA TECH	dnp-cd										
DUKE	dnp-cd										
at NC State	dnp-cd										
at Virginia	dnp-cd										
CLEMSON	dnp-cd										
NORTH CAROLINA	dnp-cd										
at Virginia Tech	dnp-cd										
vs. Clemson #	0+	0-0	0-0	0-0	0-0-0	0	0	0	0	0	0
ORAL ROBERTS @	dnp-cd										
DAVIDSON @	dnp-cd										
TC @	0+	0-0	0-0	0-0	0-0-0	0	0	0	0	0	0
vs. South Carolina @	dnp-cd										





EKENE IBEKWE
2006-07 LeFRAK SCHOLAR
6-9 • 220 • SENIOR, 3V • FORWARD
CARSON, CALIF. • CARSON

25



ON IBEKWE:

An All-ACC nominee ... participated in the 2006 FIBA World Championships for the Nigerian National Team ... has appeared in 94 games, making 55 starts ... enters 2006-07 as the team's leading scorer and rebounder ... ranks seventh on the school's all-time blocked shots list with 142 ... became just the ninth player in school history to record 100 blocked shots ... became the 37th Terp to reach the 500-rebound plateau ... can score in the post, but also possesses a nice touch from the outside ... a three-time LeFrak Foundation Scholar.

WILLIAMS ON IBEKWE:

"Ekene has as much experience and ability as anyone in college basketball and I expect him to be a force for us this year. He's worked hard over the summer to put himself in a great position entering his senior season."

AS A JUNIOR IN 2005-06:

Appeared in 32 games and made 30 starts a season ago ... averaged 11.1 points and 6.6 rebounds per game during his junior campaign ... tallied five double-doubles ... scored in double figures 19 times and grabbed at least five rebounds on 25 occasions ... recorded at least one blocked shot in 27 of 32 games ... finished the year seventh in the ACC with 1.34 blocks per game ... ranked 16th in the ACC with 6.6 rebounds per game ... led the team in rebounding 13 times ... recorded 15 points and 10 rebounds against Manhattan (March 18) ... scored 10 points and grabbed six rebounds in 14 minutes against Georgia Tech in the ACC Tournament (March 9) ... finished with 13 points, five rebounds, three blocks, and two assists at Virginia (March 6) ... scored a team-high 12 points and grabbed five rebounds at North Carolina (Feb. 26) ... poured in 15 points and tied for the team high with eight rebounds at Florida State (Feb. 22) ... tallied a double-double with 14 points and 10 rebounds in an overtime win against Georgia Tech (Feb. 18) ... scored 10 points on 5-of-6 shooting in just 15 minutes at Clemson (Feb. 14) ... recorded a double-double with 14 points and a career-high 15 rebounds against Virginia (Feb. 7) ... scored 14 points in 21 minutes at Temple (Jan. 28) ... grabbed a team-high nine rebounds at Duke (Jan. 11) ... recorded back-to-back double-doubles against American (Dec. 23) and Delaware State (Dec. 28) ... tied his career high with a team-best 21 points against Boston College (Dec. 11) ... averaged 12.3 points, 6.0 rebounds, 3.0 blocks and 1.7 steals per game at the Maui Invitational ... scored 14 of his 16 points in the second half and grabbed eight rebounds in 20 minutes against Fairleigh Dickinson (Nov. 18).



IBEKWE'S CAREER STATISTICS

Year	G-GS	Min-Avg	FG-A	Pct	3FG-A	Pct	FT-A	Pct	Off-Def	Reb-Avg	PF-FO	Ast	TO	Blk	Stl	Pts-Avg
2003-04	32- 7	434-13.6	61-121	.504	3-11	.273	32- 62	.516	48- 76	124-3.9	74- 3	10	39	44	25	157-4.9
2004-05	30-18	644-21.5	90-220	.409	3-19	.158	69-125	.552	65-124	189-6.3	103- 7	20	64	55	27	252-8.4
2005-06	32-30	753-23.5	130-257	.506	3-7	.429	91-146	.623	68-144	212-6.6	99-3	30	69	43	25	354-11.1
Career	94-55	1831-19.5	281-598	.470	9-37	.243	192-333	.577	181-344	525-5.6	276-13	60	172	142	77	763-8.1

IBEKWE'S ACC STATISTICS

Year	GP-GS	Min.-Avg.	FG-A	Pct.	3P-A	Pct.	FT-A	Pct.	OR-DR	Reb-Avg.	PF-D	Ast	To	Blk	St	Pts.-Avg.
2003-04	16-6	208-13.0	28-58	.483	2-5	.400	15-25	.600	25-38	63-3.9	42-2	7	20	18	11	73-4.6
2004-05	14-6	279-19.9	39-94	.415	0-5	.000	38-59	.644	23-46	69-4.9	51-5	5	30	20	5	116-8.3
2005-06	16-14	387-24.2	62-133	.466	2-3	.667	40-68	.588	34-74	108-6.8	49-1	17	42	23	11	166-10.4
Career	46-26	874-19.0	129-285	.453	4-13	.308	93-152	.612	82-158	240-5.2	142-8	29	92	61	27	375-8.2

IBEKWE'S NCAA TOURNAMENT STATISTICS


Year	GP-GS	Min.-Avg.	FG-A	Pct.	3P-A	Pct.	FT-A	Pct.	OR-DR	Reb-Avg.	PF-D	Ast	To	Blk	St	Pts.-Avg.
2003-04	2-0	36-18.0	3-8	.375	0-2	.000	5-10	.500	2-13	15-7.5	9-1	1	4	5	1	11-5.5

IBEKWE'S CAREER HIGHS

Category	#	Opponent/Date
POINTS	21	(2x) last vs. Boston College (12/11/05)
REBOUNDS	15	vs. Virginia (2/7/06)
FG	10	at Wisconsin (11/30/04)
FGA	13	(3x) last vs. Boston College (12/11/05)
3 FG	1	(8x) last at Florida State (2/22/06)
3 FGA	4	vs. George Washington (12/4/04)
FT	7	at Duke (1/26/05)
FTA	10	vs. Georgia Tech (2/18/06)
ASSISTS	3	vs. Jackson State (11/19/04)
BLOCKS	6	vs. Liberty (12/28/04)
STEALS	4	vs. Arkansas (11/23/05)
MINUTES	34	vs. Boston College (12/11/05)

AS A SOPHOMORE IN 2004-05:

Played in 30 of 32 games on the season, starting 18 ... finished fifth on the team in scoring with 8.4 points per game, and second in rebounding with 6.3 boards ... led the team in blocks with 55, finishing fourth among ACC leaders with a 1.83 rejections per game average ... recorded 17 multi-block games ... posted 11 games of double-figure scoring and recorded three games of 10-plus rebounds ... notched first career double-double with a career-high 21 points on 10-of-13 shooting at Wisconsin (Nov. 30) ... also added 12 rebounds to complete the double-double effort ... recorded 12 blocks and 32 rebounds during the Terps' Postseason NIT run, an average of 3.0 blocks and 8.0 rebounds per contest ... netted 10 points with eight rebounds and three blocks in 26 minutes off the bench in the Terps' NIT win over TCU (Mar. 26) ... registered 11 points, nine rebounds and five rejections in 21 minutes in Maryland's win over Davidson (Mar. 23) ... swatted four shots with eight points and eight rebounds in 18 minutes vs. Oral Roberts (Mar. 16) ... contributed nine points and seven rebounds in 22 minutes off the bench vs. Clemson in the ACC Tournament (Mar. 10) ... returned from a two-game injury hiatus with 11 points, five rebounds and two blocks in 17 minutes in the Terps' overtime victory over Duke at home (Feb. 12) ... follow-slam in the waning seconds vs. the Blue Devils completed the Terps' comeback and helped send the contest to overtime ... scored 14 points with nine rebounds and four blocks in 24 minutes in Maryland's win over No. 21 Georgia Tech (Jan. 30) ... came off the bench to score 15 points with nine rebounds in the Terps' win at No. 2 Duke (Jan. 26) ... made 7 of 9 free throws against the Blue Devils ... swatted a career-high six blocked shots and also recorded 12 rebounds vs. Liberty (Dec. 28) ... grabbed 13 rebounds and made three steals in Maryland's home win over American (Dec. 23) ... poured in 13 points on 5-for-7 shooting vs. Florida State (Dec. 19) ... opened the season with a 17-point, eight-rebound effort against Jackson State (Nov. 19) ... averaged 10.6 points per game, 7.6 rebounds and 1.8 blocks during the Terps' Italian Tour, including a 15-point, 13-board double-double effort against Biella.



IBEKWE 2005-06 GAME-BY-GAME

OPPONENT	MIN	FG-A	3FG-A	FT-A	O-D-R	PF	A	TO	BLK	S	TP	
FAIRLEIGH DICKINSON	20*	5-11	1-2	5-5	3-5-5	1	2	3	1	1	16	
vs. Gonzaga*	23*	4-4	0-0	1-3	2-2-4	3	2	1	1	1	9	
vs. Chaminade*	22*	4-10	0-1	4-4	2-6-8	3	0	1	2	0	12	
vs. Arkansas*	25*	5-8	0-0	6-6	3-3-6	5	0	4	5	4	16	
NICHOLLS STATE	23*	7-10	0-0	1-3	1-5-6	3	2	1	1	0	15	
MINNESOTA*	15*	3-6	0-0	2-5	2-1-3	3	0	1	1	0	9	
vs. George Washington*	20*	3-6	0-0	3-6	0-3-3	4	1	2	1	0	9	
WESTERN CAROLINA	19*	7-12	0-1	4-7	4-2-6	3	0	0	0	1	18	
BOSTON COLLEGE	34*	8-13	0-0	5-8	4-5-9	3	2	2	1	2	21	
AMERICAN	29*	4-12	0-0	5-7	6-5-11	4	2	3	2	1	13	
DELAWARE STATE	29*	6-10	0-0	0-0	3-7-10	3	0	3	1	1	12	
VMI	22*	2-6	0-0	2-4	1-7-8	0	1	3	1	2	6	
TEXAS A&M-CC	24*	2-5	0-0	5-6	1-6-7	3	0	0	3	2	9	
at Miami	25*	3-7	0-0	3-5	0-5-5	1	1	4	2	0	9	
at Duke	24*	4-11	0-0	0-0	5-4-9	2	1	0	1	0	8	
WAKE FOREST	16*	2-8	0-0	1-1	0-0-0	4	1	0	1	0	5	
VIRGINIA TECH	18*	3-7	1-1	3-5	2-7-9	5	1	1	2	0	10	
at Georgia Tech	25*	2-5	0-0	6-6	2-3-5	4	2	5	0	1	10	
at Temple	21*	4-4	0-0	6-8	1-4-5	4	0	1	0	0	14	
NORTH CAROLINA	16*	2-9	0-1	1-4	1-2-3	1	1	1	0	0	5	
at NC State	18	1-4	0-0	0-0	3-2-5	3	2	2	2	2	2	
VIRGINIA	28*	5-9	0-0	4-5	6-9-15	3	0	2	2	1	14	
DUKE	27*	3-7	0-0	3-6	2-4-6	4	1	4	1	1	9	
at Clemson	15*	5-6	0-0	0-0	2-1-3	3	0	5	1	0	10	
GEORGIA TECH	32*	5-8	0-0	4-10	0-10-10	4	2	5	2	0	14	
at Florida State	26*	6-11	1-1	2-2	2-6-8	4	1	6	1	0	15	
at North Carolina	22*	4-9	0-0	4-6	0-5-5	2	0	0	1	0	12	
MIAMI	29	3-9	0-0	3-4	4-7-11	3	0	3	3	0	9	
at Virginia	32*	6-10	0-0	1-6	1-4-5	3	2	2	3	1	13	
vs. Georgia Tech*	14*	5-6	0-0	0-0	1-5-6	5	1	1	1	1	0	10
vs. Boston College#	29*	1-4	0-0	4-7	1-2-3	3	1	2	2	0	6	
MANHATTAN @	31*	6-10	0-0	3-7	3-7-10	3	1	1	0	2	15	

IBEKWE'S 2004-05 GAME-BY-GAME

OPPONENT	MIN	FG-A	3FG-A	FT-A	O-D-R	PF	A	TO	BLK	S	TP
JACKSON STATE	23*	6-10	1-2	4-4	2-6-8	2	3	3	3	1	17
MERCER	23*	1-9	0-0	2-6	3-4-7	3	0	1	2	0	4
vs. Memphis	19*	1-4	0-0	2-3	0-1-1	4	1	2	2	1	4
at Wisconsin	33*	10-13	0-0	1-3	5-7-12	5	0	4	2	1	21
vs. George Mason	19*	0-6	0-0	0-1	2-2-4	4	2	2	0	1	0
vs. George Washington	29*	4-10	0-4	2-6	4-4-8	4	1	1	3	2	10
UNC ASHEVILLE	26*	4-8	1-2	3-3	3-4-7	3	1	2	2	3	12
FLORIDA STATE	16*	5-7	0-0	3-3	3-0-3	5	0	2	1	0	13
AMERICAN	25*	3-13	0-0	3-5	6-7-13	3	0	1	1	3	9
LIBERTY	22*	3-10	0-1	0-0	4-8-12	2	0	2	6	1	6
MOUNT ST MARY S	24*	3-6	0-0	0-0	1-7-8	1	1	3	1	2	6
at North Carolina	14*	1-4	0-1	1-2	0-2-2	5	1	1	1	0	3
at Wake Forest	28*	4-11	0-1	1-2	1-6-7	3	1	2	2	0	9
TEMPLE	11*	1-4	0-0	0-0	0-1-1	2	1	3	0	1	2
VIRGINIA	22*	5-8	0-1	2-3	1-5-6	5	0	3	2	0	12
NC STATE	31*	2-6	0-1	4-8	3-5-8	3	0	5	0	1	8
at Duke	22	4-12	0-0	7-9	4-5-9	2	2	3	2	1	15
GEORGIA TECH	24	5-7	0-0	4-7	2-7-9	4	0	4	4	1	14
at Clemson	18	2-3	0-0	2-2	1-3-4	5	0	4	0	0	6
at Miami	dnp-inj										
VIRGINIA TECH	dnp-inj										
DUKE	17	3-6	0-1	5-7	2-3-5	4	0	2	2	1	11
at NC State	24	1-8	0-0	2-5	1-3-4	3	0	1	2	1	4
at Virginia	16	2-7	0-0	4-7	1-1-2	3	0	1	2	0	6
CLEMSON	19	2-7	0-0	3-4	1-3-4	5	1	1	1	0	7
NORTH CAROLINA	13	2-6	0-0	0-0	3-0-3	3	0	1	0	0	4
at Virginia Tech	15	1-2	0-0	0-0	0-3-3	1	0	0	1	0	2
vs. Clemson #	22	3-5	0-1	3-9	3-4-7	3	0	3	1	0	9
ORAL ROBERTS @	18	2-6	0-1	4-6	3-5-8	5	1	0	4	0	8
DAVIDSON @	21	4-7	0-1	3-8	2-7-9	4	1	2	5	2	11
TCU @	26	4-8	1-2	1-4	2-6-8	4	1	2	3	1	10
vs. South Carolina @	24	2-7	0-0	3-8	2-5-7	3	2	3	0	3	7


IBEKWE'S 2003-04 GAME-BY-GAME

OPPONENT	MIN	FG-A	3FG-A	FT-A	O-D-R	PF	A	TO	BLK	S	TP
AMERICAN	18	4-6	0-0	1-3	0-2-2	1	0	3	3	2	0
GEORGE MASON	8	2-2	0-0	0-1	2-3-5	0	0	1	1	1	4
HOFSTRA	7	2-2	0-0	1-2	1-1-2	3	0	0	2	1	5
WISCONSIN	10	2-4	0-0	0-2	0-1-1	3	0	1	1	2	3
vs. Gonzaga	8	2-4	0-1	0-0	1-0-1	3	0	1	2	0	4
vs. West Virginia	9	0-1	0-0	0-0	0-0-0	0	0	0	0	0	0
at Florida	9	1-3	0-0	0-0	1-1-2	3	0	1	0	0	2
PEPPERDINE	17	1-5	0-1	2-2	4-0-4	4	0	1	0	0	4
UNC-GREENSBORO	15	6-9	1-2	0-0	4-2-6	1	0	1	1	2	13
at Florida State	13	3-8	0-1	0-0	5-3-8	3	0	1	0	0	6
MIT ST MARY S	22	3-3	0-0	3-9	2-8-10	0	1	0	4	2	9
UMES	23*	2-6	0-0	3-6	2-5-7	0	1	0	4	1	7
NO CAROLINA	19*	5-6	0-0	1-1	4-1-5	5	0	2	0	1	11
at Georgia Tech	16*	3-5	0-0	1-2	1-4-5	2	0	2	2	2	7
DUKE	16*	1-4	0-0	0-0	0-2-2	3	0	4	3	1	2
at Clemson	9*	1-1	0-0	0-0	1-1-2	3	0	2	0	0	2
at Wake Forest	15*	3-5	1-1	1-2	0-1-1	4	1	0	1	2	8
NC STATE	11*	0-2	0-0	0-0	1-1-2	3	0	2	0	0	2
at Virginia	10	1-1	0-0	0-0	0-1-1	2	1	0	3	1	2
FLORIDA STATE	13	0-3	0-0	2-2	1-3-4	0	1	1	3	0	2
at North Carolina	10	4-7	0-0	0-1	3-2-5	5	0	0	0	1	8
GEORGIA TECH	11	2-3	0-0	1-2	3-2-5	4	0	2	0	1	5
at Duke	6	0-0	0-0	1-2	0-0-0	1	0	3	0	1	1
CLEMSON	20	1-4	1-1	3-4	0-10-10	3	1	1	3	0	6
WAKE FOREST	13	1-2	0-1	0-1	1-2-3	3	0	0	0	0	2
at NC State	9	1-2	0-0	0-1	2-0-2	1	0	0	1	1	2
VIRGINIA	17	2-5	0-1	5-7	3-5-8	2	2	1	1	0	9
vs. Wake Forest #	14	2-4	0-0	0-0	1-1-2	2	0	3	1	1	4
vs. NC State #	17	2-4	0-0	2-2	1-1-2	1	0	2	1	1	6
vs. Duke #	13	1-2	0-0	0-0	2-0-2	2	0	1	1	0	2
vs. UTEP!	16	2-4	0-2	1-2	1-5-6	4	0	1	4	1	5
vs. Syracuse!	20	1-4	0-0	4-8	1-8-9	5	1	3	1	0	6




AS A FRESHMAN IN 2003-04:

Only freshman to play in all 32 games, drawing seven starts during his rookie season ... led the Terps in blocked shots with 44, an average of 1.4 rejections per game ... recorded 22 games with at least one blocked shot and posted 11 multi-block games ... was the first freshman to lead the Terps in blocked shots (44) since Joe Smith (1993-94) ... amassed 32 points and 29 boards across the Terps' last six contests ... played in both NCAA Tournament games, averaging 18.0 minutes per matchup while contributing 5.5 points per game and 7.9 rebounds ... grabbed nine rebounds and netted six points vs. Syracuse (March 20) in the Terps' NCAA Second Round game ... scored five points with six rebounds and four blocks vs. UTEP (March 18) in his first-career NCAA contest ... contributed nine points, eight rebounds and two assists vs. Virginia (March 7) in a "must-win" situation for the Terrapins ... played 20 minutes vs. Clemson (Feb. 24), gathering 10 rebounds (all defensive), blocking three shots and scoring six points ... contributed eight points and five rebounds in 10 minutes at North Carolina (Feb. 15) ... made the most of his 13 minutes vs. Florida State (Feb. 8), grabbing four rebounds and blocking three shots ... scored 11 points (5-for-6 FG) and added five rebounds vs. North Carolina (Jan. 14) ... registered seven points, seven rebounds and four blocks in his first collegiate start vs. UMES (Jan. 16) ... fell one point shy of a double-double against Mount St. Mary's (Jan. 3), with nine points, 10 rebounds, a career-high tying four blocks and two steals in 22 minutes ... grabbed eight rebounds in 13 minutes at Florida State (Dec. 28) ... netted a career-high 13 points vs. UNC-Greensboro (Dec. 23) and added six rebounds ... had a solid outing in his collegiate debut, scoring nine points with three blocks, two steals vs. American (Nov. 22).



AT CARSON HIGH SCHOOL:

A second team Parade High School All-American after averaging 19.9 points and 10.2 rebounds per game as a senior at Carson High School ... also blocked 4.4 shots per game and averaged nearly four steals in leading his squad to a 23-4 record and a semifinal finish in the Los Angeles city championship ... earned all-state honors and a first team "All-Dream Team" nod by the Long Beach Press-Telegram as a senior ... named to the All-L.A. city first team, the All-South Bay first team and his team's MVP as a junior and senior ... scored 18 points and was named to the all-tournament team as a participant in Baltimore's Charm City Challenge with Terrapin teammates Hassan Fofana, D.J. Strawberry and Will Bowers in April, 2003 ... also participated in the Jordan Capital Classic Silver/Black game at MCI Center later that month, where he squared off against a group of elite high-school seniors including LeBron James ... high school coach was Richard Masson.




PERSONAL:

Ekene Brian Ibekwe ... born July 19, 1985 ... son of Agatha and Augustine Ibekwe, who hail from Nigeria ... brother, Onye Ibekwe (21), is a senior basketball player at Long Beach State ... has two sisters, Chinyere (17) and Ify (15) ... a recipient of the Scott Smith Scholarship Award and a member of the Principal's Honor Roll in high school ... interests include computers and working on his game ... aspires to be an entrepreneur when his basketball career is over ... majoring in criminology and criminal justice.



MIKE JONES
6-5 • 204 • SENIOR, 3V • GUARD
DORCHESTER, MASS.
THAYER ACADEMY

23



ON JONES:


An All-ACC candidate ... has played in 94 career games, making 21 starts ... returns as the team's second-leading scorer from last season ... enters his senior season ninth on the school's all-time three-pointers list (122) ... ranks 12th all-time at Maryland with 311 career three-point attempts ... has scored in double figures 28 times during his career ... topped the 20-point plateau six times as a Terp ... has increased his scoring average in each of his first three years ... an excellent rebounder out of the backcourt.

WILLIAMS ON JONES:

"Mike has the potential to be an outstanding guard. He has all the tools required at that position, and I expect him to make that happen this season."

AS A JUNIOR IN 2005-06:

Made 17 starts and appeared in 32 games ... averaged 10.5 points, 3.4 rebounds and 1.5 assists per game ... shot a team-best 41 percent from three-point range (61-147) ... averaged 13.7 points, 4.4 rebounds, and shot 90-percent from the free throw line in the final 15 games as a starter ... led the team with 61 made three-pointers ... knocked down at least one three-pointer in 28 of 32 games ... shot a team-best 90-percent (44-49) from the free throw line ... scored in double figures 17 times as a junior and grabbed at least five rebounds on ten occasions ... tallied 19 points and seven rebounds in a win over Georgia Tech in the ACC Tournament (March 9) ... tied his career high with seven rebounds against the Yellow Jackets ... knocked down the eventual game-winning three-pointer against Virginia (March 6) to cap his 13 point, seven rebound performance ... scored 15 points and dished out a team-high four assists against Miami (March 1) ... posted 11 points, six rebounds, and two blocked shots in 27 minutes against North Carolina (Feb. 26) ... led the Terps with 21 points in 29 minutes against Georgia Tech (Feb. 18) ... scored 19 points in 25 minutes at Clemson (Feb. 14) ... posted 11 points and grabbed seven rebounds against Duke (Feb. 11) ... scored 13 points and grabbed four rebounds against Virginia (Feb. 7) ... scored 13 points at N.C. State (Feb. 5) ... tied the school's single-game record with seven three-pointers in a 23-point performance at Temple (Jan. 28) ... hauled in six rebounds against Virginia Tech (Jan. 21) ... came off the bench and scored a team-high 22 points in 26 minutes against Wake Forest (Jan. 15) ... earned his first start of the season against Western Carolina (Dec. 7) and recorded six points and three assists ... scored 14 points in 20 minutes against Minnesota (Nov. 30) ... scored a game-high 22 points in 24 minutes against Fairleigh Dickinson (Nov. 18).



JONES' CAREER STATISTICS

Year	G-GS	Min-Avg	FG-A	Pct	3FG-A	Pct	FT-A	Pct	Off-Def	Reb-Avg	PF-FO	Ast	TO	Blk	Stl	Pts-Avg
2003-04	30-0	300-10.0	43-110	.391	25-62	.403	35-46	.761	22-34	56-1.9	21-0	15	20	2	13	146-4.9
2004-05	32-4	437-13.7	81-197	.411	36-102	.353	31-41	.756	27-57	84-2.6	45-0	19	31	7	16	229-7.2
2005-06	32-17	757-23.7	116-278	.417	61-147	.415	44-49	.898	29-80	109-3.4	63-2	48	65	9	25	337-10.5
Career	94-21	1494-15.9	240-585	.410	122-311	.292	110-136	.809	78-171	249-2.6	129-2	82	116	18	54	712-7.6

JONES' ACC STATISTICS

Year	GP-GS	Min-Avg	FG-A	Pct.	3P-A	Pct.	FT-A	Pct.	OR-DR	Reb-Avg.	PF-D	Ast	To	Blk	St	Pts.-Avg.
2003-04	16-0	160-10.0	20-60	.333	13-36	.361	13-18	.722	13-15	28-1.8	13-0	7	13	1	5	66-4.1
2004-05	16-2	218-13.6	40-90	.444	15-43	.349	14-20	.700	10-28	38-2.4	28-0	9	16	4	7	109-6.8
2005-06	16-11	410-25.6	60-146	.411	28-73	.384	32-35	.914	16-49	65-4.1	29-1	24	33	5	12	180-11.3
Career	48-13	788-16.4	120-296	.405	46-152	.303	59-73	.808	39-92	131-2.7	70-1	40	62	10	24	355-7.4

JONES' NCAA TOURNAMENT STATISTICS

Year	GP-GS	Min-Avg.	FG-A	Pct.	3P-A	Pct.	FT-A	Pct.	OR-DR	Reb-Avg.	PF-D	Ast	To	Blk	St	Pts.-Avg.
2003-04	2-0	19-9.5	2-4	.500	1-3	.333	2-3	.667	1-1	2-1.0	1-0	3	1	0	1	7-3.5




AS A SOPHOMORE IN 2004-05:

One of three Terrapins to see action in all 32 games, drawing four starts ... averaged 10.1 points over last nine games and 14.5 ppg during the Terps' four-game Postseason NIT run ... NIT scoring streak included a .537 shooting performance from the field and a .407 effort from long range ... tied for team-high scoring honors with 15 points off bench vs. South Carolina in 24 minutes in the NIT Semifinal (March 29) ... was one of five players in double figures with 18 points in 22 minutes (4-for-10 3FG) in the Terps' NIT win over TCU (Mar. 26) ... tied for team-high honors with 18 points in 17 minutes in Maryland's NIT victory over Oral Roberts (Mar. 16) ... poured in 12 points in 13 minutes, going 4-for-5 behind the arc against No. 2 North Carolina at home (Feb. 27) ... registered a third straight game in double figures with 15 points in 18 minutes against Duke at Comcast Center (Feb. 12) ... netted 13 points in 11 minutes off the bench against Virginia Tech (Feb. 8), going 6-for-6 from the field ... tallied 14 points in 16 minutes off the bench at Miami (Feb. 5), firing at a 4-for-9 clip from 3-point range and adding seven boards ... contributed seven points in eight minutes at Clemson (Feb. 1) ... made his first career start in the Terps' win at No. 2 Duke (Jan. 26) ... splashed in 21 points (5-for-9 FG, 4-for-6 3FG, 7-for-8 FT) with four rebounds in 19 minutes in Maryland's win over Temple (Jan. 15) ... scored nine points in a reserve role at Wake Forest (Jan. 11), going 4-for-6 from the floor and adding two steals in 13 minutes ... only points vs. Florida State (Dec. 19) came on a crucial 3-pointer to stake the Terps to an 88-86 lead with 47 seconds left in OT ... six-point effort against Memphis (Nov. 26) on a pair of 3-pointers.



AS A FRESHMAN IN 2003-04:

Played in 30 contests, averaging 10.0 minutes per game during his inaugural campaign ... Terps' season-leader in 3-point percentage (.403) as a freshman and Maryland's second-most accurate free throw shooter (.761) ... named ACC Rookie of the Week (Jan. 11) after a standout performance vs. UMES (Jan. 6) ... recorded then career-highs in points (25), field goals (six), field goal attempts (11), free throws (11), free throws attempted, rebounds (six), assists (three), blocks (one), steals (three) and minutes (23) ... his 25 points vs. UMES were most by a Terp freshman since Drew Nicholas had 27 in November of 1999 ... shot .455 from 3-point range (5-for-11) in final seven games of season ... registered five points, two rebounds, two assists and a steal in 11 minutes vs. Syracuse (March 20) in the Terps' Second Round NCAA match-up ... netted seven points and tied career-high with six rebounds in the ACC Championship game vs. Duke (March 14) ... nailed a crucial 3-pointer with 33 seconds remaining in the second half to bring Terps within 75-74 ... was 4-for-4 at the free throw line in the final 0:41 of overtime to help seal the victory ... scored eight first-half points in the Terps' "must win" contest at No. 16 NC State (March 3) ... netted 11 points in 13 minutes at Wake Forest (Jan. 29), drilling a career-high three 3-pointers and hitting a pair of free throws ... contributed nine points and three boards in 13 minutes vs. Mount St. Mary's (Jan. 3) ... hit a pair of 3-pointers for six points against UNC-Greensboro (Dec. 23) and grabbed four rebounds ... scored eight second-half points in nine minutes vs. Pepperdine (Dec. 14) ... hit a three-pointer and added a steal in five minutes against Gonzaga (Dec. 6) in the BB&T Classic ... put forth an outstanding effort vs. American (Nov. 22) in his collegiate debut, scoring eight of his 10 points in the second half ... named a CBSSportsline.com "Freshman to Watch" during the preseason.



JONES' CAREER HIGHS

Category	#	Opponent/Date
POINTS	25	vs. UMES (1/6/04)
REBOUNDS	7	(4x) last vs. Georgia Tech-ACC (3/9/06)
FG	8	(4x) last vs. Georgia Tech-ACC (3/9/06)
FGA	15	vs. Georgia Tech-ACC (3/9/06)
3 FG	7	at Temple (1/28/06)
3 FGA	11	at Temple (1/28/06)
FT	11	vs. UMES (1/6/04)
FTA	12	vs. UMES (1/6/04)
ASSISTS	5	vs. Chaminade (11/22/05)
BLOCKS	2	(2x) last at North Carolina (2/26/06)
STEALS	3	vs. UMES (1/6/04)
MINUTES	35	vs. North Carolina (2/2/06)

AT THAYER ACADEMY:


A McDonald's All-American and third team All-America selection by Parade Magazine after a standout career at Thayer Academy in Braintree, Mass. ... averaged 24.8 points per game, 14.2 rebounds, 3.0 assists and 2.3 steals in his final high-school season ... a 44 percent 3-point shooter and 85 percent free throw shooter as a senior ... named the Gatorade Player of the Year for the state of Massachusetts following his senior year ... also a first team selection of the Boston Globe and the MVP of the Independent School League, both as a junior and senior ... finished his career third all-time in scoring at Thayer with 2,021 points ... earned Patriot Ledger scholastic honors and the Headmaster's Award for being Thayer Academy's top male student-athlete ... won the 3-point shootout at the McDonald's All-American Game, and scored 13 points in the game itself while playing among high school basketball's elite ... also excelled as a sprinter on Thayer's track team and was a state runner-up in the 100 meter dash as a junior ... prep coach was Rob Dixon.

PERSONAL:

Michael Allen Jones ... born July 24, 1984 ... son of Lisa and Curtis Jones and one of seven children ... has three brothers, Jerod (21), Maurice (18) and Jamal (15) ... has three sisters as well, Shauday (19), Jarquis (18) and Leeyah (10) ... interests include drawing, computers, listening to music and playing video games ... won a video game competition as part of the McDonald's All-American Game ... lists his mother as the person he most admires and Michael Jordan as his favorite athlete ... the first Terrapin to wear No. 23 since Steve Francis in 1999 ... majoring in studio art.

2006-07 MARYLAND MEN'S BASKETBALL

1 TEAM



JONES' 2005-06 GAME-BY-GAME

OPPONENT	MIN	FG-A	3FG-A	FTA	O-D-R	PF	A	TO	BLK	S	TP
FAIRLEIGH DICKINSON	24	8-11	3-5	2-2	1-2	2	1	1	1	1	10
vs Gonzaga	37	4-7	1-2	2-2	1-2	1	1	1	1	1	7
vs 'Charmade'	44	2-8	1-2	2-2	1-2	1	1	1	1	1	7
vs Arkansas	15	1-0	0-0	0-0	0-0	1	1	1	1	1	1
NICHOLLS STATE	18	0-6	0-2	1-2	0-0	2	1	1	1	1	1
MINNESOTA	20	4-10	2-3	3-3	1-2	1	1	1	1	1	12
vs George Washington	14	1-4	0-0	3-3	0-0	1	1	1	1	1	1
WESTERN CAROLINA	33	2-7	0-5	2-2	1-1	1	1	1	1	1	9
BOSTON COLLEGE	16	4-7	1-2	2-2	1-1	1	1	1	1	1	9
AMERICAN	14	2-9	0-3	2-2	1-1	1	1	1	1	1	4
DELAWARE STATE	18	1-4	0-2	2-2	0-0	1	1	1	1	1	4
JMI	15	3-6	1-2	2-2	1-2	1	1	1	1	1	4
TEXAS A&M-CC	14	0-4	0-2	2-2	0-0	1	1	1	1	1	1
at Miami	13	1-1	0-0	1-1	0-0	1	1	1	1	1	1
at Duke	13	1-7	0-3	2-2	0-0	1	1	1	1	1	1
WAKE FOREST	26	8-11	4-5	2-2	1-2	1	1	1	1	1	12
VIRGINIA TECH	21	1-4	0-2	2-2	1-1	1	1	1	1	1	3
at Georgia Tech	28	2-5	0-3	2-2	1-1	4	1	1	1	1	10
at Temple	34	7-12	3-5	2-2	1-1	5	1	1	1	1	23
NORTH CAROLINA	35	3-6	1-2	4-4	1-1	1	1	1	1	1	8
at NC State	13	4-11	0-6	1-1	0-0	1	1	1	1	1	15
at ROLIN	34	5-14	0-5	1-1	1-1	1	1	1	1	1	16
DUKE	29	3-9	1-2	4-4	1-1	1	1	1	1	1	14
at Clemson	28	6-10	4-7	1-1	1-1	1	1	1	1	1	19
GEORGIA TECH	29	3-10	0-3	1-1	1-1	1	1	1	1	1	17
at Florida State	22	1-7	0-2	2-2	1-1	3	1	1	1	1	4
at North Carolina	27	4-14	1-6	2-2	0-0	2	1	1	1	1	11
MIAMI	34	4-14	1-7	6-6	1-1	2	1	1	1	1	15
at Virginia	24	5-10	3-7	2-2	1-1	3	1	1	1	1	13
vs Georgia Tech	33	8-15	3-7	0-0	2-2	1	1	1	1	1	19
vs Boston College	37	5-11	1-2	2-2	1-1	4	1	1	1	1	21
MANHATTAN	29	3-12	0-4	3-3	0-0	1	1	1	1	1	11

*Starter †Mid Invitational ‡ACC Big 10 Challenge §BB&T Classic #ACC Tournament †Postseason NIT

JONES' 2004-05 GAME-BY-GAME

OPPONENT	MIN	FG-A	3FG-A	FTA	O-D-R	PF	A	TO	BLK	S	TP
JACKSON STATE	12	1-4	0-2	2-2	1-1	1	1	1	1	1	5
MERCER	13	1-7	1-3	2-2	0-0	1	1	1	1	1	5
vs Memphis	11	4-7	1-2	0-0	0-0	1	1	1	1	1	9
at Wisconsin	10	1-5	0-2	0-0	0-0	1	1	1	1	1	2
vs George Mason	19	2-5	0-0	0-0	1-1	1	1	1	1	1	6
vs George Washington	1	0-0	0-0	0-0	0-0	1	1	1	1	1	0
UNC ASHVILLE	17	1-9	1-7	2-2	1-1	1	1	1	1	1	6
FLORIDA STATE	5	1-2	0-0	0-0	0-0	1	1	1	1	1	3
AMERICAN	9	2-2	0-0	2-2	0-0	1	1	1	1	1	2
LIBERTY	9	1-4	0-2	2-2	1-1	1	1	1	1	1	2
MOUNT ST MARY'S	8	3-8	0-1	0-0	0-0	1	1	1	1	1	2
at North Carolina	9	1-4	0-0	0-0	0-0	1	1	1	1	1	2
at Wake Forest	15	4-6	1-2	0-0	1-1	1	1	1	1	1	9
TEMPLE	19	5-9	4-6	2-2	2-2	2	1	1	1	1	21
VIRGINIA	11	2-6	1-1	0-0	0-0	2	1	1	1	1	5
NC STATE	14	2-2	0-0	0-0	1-1	3	1	1	1	1	0
at Duke	18	2-5	0-2	0-0	0-0	1	1	1	1	1	4
GEORGIA TECH	9	1-3	0-0	0-0	0-0	2	1	1	1	1	2
at Clemson	5	2-2	0-0	1-1	1-1	1	1	1	1	1	2
at Miami	16	5-10	4-9	0-1	0-0	2	1	1	1	1	14
VIRGINIA TECH	11	0-6	0-2	1-1	0-0	1	1	1	1	1	13
DUKE	18	4-5	1-1	6-7	1-1	2	1	1	1	1	16
at NC State	13	1-4	0-0	0-1	1-1	2	1	1	1	1	2
at Virginia	31	2-8	1-3	2-2	2-1	3	1	1	1	1	7
CLEMSON	11	2-8	0-5	2-2	2-0	3	0	1	1	1	0
NORTH CAROLINA	13	4-6	4-5	0-0	1-1	4	1	1	1	1	12
at Virginia Tech	17	3-11	2-7	0-0	0-0	3	0	0	1	1	8
vs Clemson	19	1-6	0-2	0-0	0-1	3	1	0	0	1	1
ORAL ROBERTS	17	6-11	3-7	3-3	2-1	1	1	3	2	2	19
DAVIDSON	11	3-6	1-3	0-0	0-0	1	1	1	1	1	18
TCU	22	7-14	4-10	0-0	1-1	1	1	1	1	1	18
vs South Carolina	24	6-10	3-7	0-0	3-3	3	1	1	1	1	15

*Starter †ACC Big 10 Challenge §BB&T Classic #ACC Tournament †Postseason NIT

JONES' 2003-04 GAME-BY-GAME

OPPONENT	MIN	FG-A	3FG-A	FTA	O-D-R	PF	A	TO	BLK	S	TP
AMERICAN	16	4-9	2-7	0-0	0-1	1	1	1	1	1	12
GEORGE MASON	2	0-0	0-0	0-0	0-0	1	1	1	1	1	0
HOFSTRA	10	0-2	0-2	0-1	0-1	1	0	0	0	0	1
WISCONSIN	0:00	0-0	0-0	0-0	0-0	1	1	1	1	1	0
vs Gonzaga	5	1-4	1-3	0-0	0-0	1	1	1	1	1	1
vs West Virginia	1	0-1	0-0	0-0	0-0	1	0	1	0	0	1
at Florida	0:00	0-0	0-0	0-0	0-0	1	1	1	1	1	0
PEPPERDINE	13	2-3	1-1	3-4	0-3	2	2	1	0	0	8
UNC-GREENSBORO	14	2-4	2-2	0-0	0-0	0	0	1	0	0	6
at Florida State	2	0-1	0-1	0-0	0-0	0	0	0	0	0	0
MT. ST. MARY'S	13	3-5	1-2	2-2	1-3	1	0	0	0	1	9
UMES	23	6-11	2-3	11-12	4-2	0	3	1	1	1	25
NO. CAROLINA	9	1-4	0-2	3-4	2-3	1	1	1	1	1	5
at Georgia Tech	10	2-6	2-3	1-2	2-2	1	1	1	1	1	2
DUKE	7	1-3	0-0	0-0	1-0	1	1	1	1	1	2
at Clemson	7	1-3	0-1	0-0	1-0	1	1	1	1	1	2
at Wake Forest	12	3-5	3-5	2-2	3-1	4	1	1	1	1	12
NC STATE	10	1-4	0-1	2-4	3-4	1	1	1	1	1	2
at Virginia	18	2-7	1-4	0-0	2-3	3	1	1	1	1	9
FLORIDA STATE	14	2-7	2-6	0-0	0-0	1	1	3	1	1	9
at North Carolina	8	1-2	1-1	0-0	0-0	1	1	1	0	0	1
GEORGIA TECH	16	2-8	1-4	0-0	1-0	1	3	2	0	0	8
at Duke	14	1-4	1-2	1-2	0-0	1	0	1	0	1	4
CLEMSON	5	0-1	0-1	0-0	0-0	1	1	1	0	0	1
WAKE FOREST	5	1-0	0-0	0-0	0-0	1	1	1	0	0	1
at NC State	14	2-4	2-2	0-0	0-3	1	1	1	1	1	2
VIRGINIA	9	1-4	0-1	0-0	1-1	1	1	1	1	1	2
vs Wake Forest	4	1-2	1-2	0-0	0-0	1	1	1	1	1	1
vs NC State	8	1-2	0-0	0-0	1-1	1	1	1	1	1	1
vs Duke	12	1-2	1-1	4-5	2-4	2	0	1	0	0	2
vs UTEP	5	1-1	0-0	0-0	0-0	1	1	1	1	1	0
vs Syracuse	11	1-3	1-3	2-3	1-1	1	1	1	1	1	1

*Starter †ACC Big 10 Challenge §BB&T Classic #ACC Tournament †NCAA Tournament




D.J. STRAWBERRY

6-5 • 201 • SENIOR, 3V • GUARD

CORONA, CALIF.

MATER DEI

2



ON STRAWBERRY:

An All-ACC and ACC All-Defensive Team nominee ... ranks 14th on the school's all-time steals list with 133 career thefts ... has played in 77 career games, making 38 starts ... has scored in double figures 28 times ... only returning player to have started all 32 games a season ago ... recorded at least three steals in 22 career games ... gives the Terps versatility in the backcourt ... aggressive defender who covers end to end ... has the ability to lead the team on the fast break.

WILLIAMS ON STRAWBERRY:

"D.J. is one of the best all-around guards in the country and has earned a national reputation as that type of player. He has sacrificed for us by playing point guard, and I think this will be a season where it all comes together for him."

AS A JUNIOR:

Only Terrapin to start all 32 games in 2005-06 ... named All-ACC Defensive Team Honorable Mention ... averaged 10.3 points and 3.4 rebounds per game ... led the team and ranked sixth in the ACC with 1.6 steals per game ... led the Terps and ranked seventh in the league with 4.0 assists per contest ... ranked tenth in the ACC in assist-to-turnover ratio (1.36) ... became the eighth Terrapin in the last 20 years to lead the team in assists and steals ... scored in double figures 19 times and recorded at least three steals on 10 occasions ... tallied 10 points and grabbed a team-high six rebounds against Boston College in the ACC Tournament (March 10) ... connected on 9-of-10 free throws en route to 15 points against Georgia Tech in ACC Tournament (March 9) ... recorded a career-high eight rebounds and posted six points and five assists at Florida State (Feb. 22) ... played a career-high 44 minutes against Georgia Tech (Feb. 18) and finished with 12 points, six assists, five rebounds, and four steals ... recorded 12 points and four assists against Duke (Feb. 11) ... scored a career-high 19 points against Virginia (Feb. 7) ... tallied a team-high 14 points at N.C. State (Feb. 5) ... posted 14 points, five rebounds, and three steals against North Carolina (Feb. 2) ... recorded a game-high eight assists against Virginia Tech (Jan. 21) ... scored 14 points and finished with three assists against Miami (Jan. 7) ... scored a team-high 16 points in 20 minutes against VMI (Dec. 31) ... scored 13 points and dished out four assists in 24 minutes against Western Carolina (Dec. 7) ... finished with 14 points, five assists, and four steals against Minnesota (Nov. 30) ... recorded his first career double-double with 12 points and 12 assists against Nichols State (Nov. 27) ... scored 16 points and finished with 4 assists and three rebounds against Gonzaga (Nov. 21).



STRAWBERRY'S CAREER STATISTICS

Year	G-GS	Min-Avg	FG-A	Pct	3FG-A	Pct	FT-A	Pct	Off-Def	Reb-Avg	PF-FO	Ast	TO	Blk	Stl	Pts-Avg
2003-04	31-3	620-20.0	68-139	.489	6-22	.273	50-95	.526	35-52	87-2.8	66-2	41	47	18	51	192-6.2
2004-05	14-3	300-21.4	34-78	.436	7-26	.269	25-41	.610	3-20	23-1.6	25-0	29	28	3	24	100-7.1
2005-06	32-32	988-30.9	112-261	.429	22-62	.355	83-121	.686	27-82	109-3.4	91-3	128	94	12	58	329-10.3
Career	77-38	1908-24.8	214-478	.448	35-110	.318	158-257	.615	65-154	219-2.8	182-5	198	169	33	133	621-8.1

STRAWBERRY'S ACC STATISTICS

Year	GP-GS	Min.-Avg.	FG-A	Pct.	3P-A	Pct.	FT-A	Pct.	OR-DR	Reb-Avg.	PF-D	Ast	To	Blk	St	Pts.-Avg.
2003-04	16-3	319-19.9	37-80	.463	2-11	.182	23-49	.469	20-22	42-2.6	33-0	25	29	6	29	99-6.2
2004-05	3-1	67-22.3	8-21	.381	0-5	.000	5-8	.625	2-4	6-2.0	6-0	3	9	0	7	21-7.0
2005-06	16-16	563-33.5	54-139	.388	10-35	.286	44-64	.688	16-41	57-3.6	52-0	54	54	6	26	162-10.1
Career	35-20	949-27	99-240	.413	12-51	.235	72-121	.595	38-67	105-3.0	91	82	92	6	62	282-8.1

STRAWBERRY'S NCAA TOURNAMENT STATISTICS

Year	GP-GS	Min.-Avg.	FG-A	Pct.	3P-A	Pct.	FT-A	Pct.	OR-DR	Reb-Avg.	PF-D	Ast	To	Blk	St	Pts.-Avg.
2003-04	2-0	40-20.0	5-12	.417	1-2	.500	4-6	.667	6-2	8-4.0	5-0	1	0	2	1	15-7.5

**STRAWBERRY'S
CAREER HIGHS**


Category	#	Opponent/Date
POINTS	19	vs. Virginia (2/7/06)
REBOUNDS	8	at Florida State (2/22/06)
FG	7	(3x) last vs. Gonzaga (11/21/05)
FGA	15	vs. North Carolina (2/2/06)
3 FG	3	vs. UNC Asheville (12/12/04)
3 FGA	6	(2x) last vs. Virginia (2/7/06)
FT	9	vs. Georgia Tech-ACC (3/9/06)
FTA	11	at Virginia (2/4/04)
ASSISTS	12	vs. Nicholls State (11/27/05)
BLOCKS	2	(6x) last vs. Georgia Tech-ACC (3/9/06)
STEALS	4	(8x) last vs. Georgia Tech (2/18/06)
MINUTES	44	vs. Georgia Tech (2/18/06)

AS A SOPHOMORE IN 2004-05:

Played in 14 games, starting three, before being sidelined by injury for the final 18 games ... tore his right ACL while making a cut in practice ... started three of the four games prior to suffering a season-ending knee injury in practice on Jan. 17 ... averaged 21.4 minutes per appearance ... recorded multiple steals in eight of his 14 games played ... was one of six Terps in double figures (11 points) in the overtime win over Florida State in ACC opener (Dec. 19) ... made a crucial steal and bucket to give Maryland its first lead in overtime against the Seminoles ... also had four boards against FSU and a career-high tying four steals ... registered two assists in nine of the Terps' first 11 games ... registered 13 points on 5-for-5 shooting, including a 3-for-3 effort from behind the arc, in 17 minutes against UNC Asheville ... also contributed three steals and three assists in the game ... scored in double figures in the first two games of the season, with 11 points vs. Jackson State (Nov. 19) and 13 vs. Mercer (Nov. 23) ... netted double-digits in five of the first eight games of the season.

AS A FRESHMAN IN 2003-04:

Saw action in 31 games and led all Terrapin freshmen with a 20 minutes per game average ... earned honorable mention ACC All-Freshman team honors ... recorded at least one steal in 24 games on the season and finished third among Terp players with 51 thefts (1.65 steals per game) ... scored nine points and had six rebounds in 22 minutes during his NCAA Tournament debut vs. UTEP (March 18) ... tied a then career-high by playing 30 minutes vs. Wake Forest in the ACC Quarterfinals (March 12), and went 6-for-6 at the free throw line for nine points ... netted 15 points on 7-for-9 shooting and added five boards, two blocks and three steals vs. Clemson (Feb. 24) ... contributed nine points, two assists and four steals at Duke (Feb. 22) ... hit double figures in scoring vs. Georgia Tech (Feb. 19) with 10 points in only 17 minutes, and added four rebounds ... registered 12 points, five rebounds, and two steals in the Terps' home win over Florida State (Feb. 8) ... posted a nine-point, three-steal effort at Virginia (Feb. 4), which included a key steal in the final seconds to seal the Terps' road victory ... netted 17 points on 7-of-8 field goals, including a 2-for-2 performance from long range at home vs. Pepperdine (Dec. 14) ... filled in at the point guard position and contributed five points, four boards, two assists and two steals in the Terps' win at No. 1 Florida (Dec. 10) ... critical steal in the game's winning moments set Maryland up for the victory ... named ACC Rookie of the Week on Dec. 16 for his efforts vs. Florida and Pepperdine ... registered nine points, four rebounds, four assists, four steals and two blocks vs. George Mason (Nov. 25) ... scored seven points and had five rebounds in only 17 minutes vs. American (Nov. 22) in collegiate debut.



AT MATER DEI: AVERAGED

13.1 points per game and 4.4 rebounds in leading Mater Dei to a 35-2 record and the California Interscholastic Federation (CIF) state title as a senior ... also averaged 2.3 assists per game and 2.0 steals ... garnered first team All-CIF accolades following his senior season ... mented first team All-Serra League and first team All-Orange County honors as a junior and senior ... guarded LeBron James as the Monarchs took on St. Vincent's-St. Mary's as a senior ... held James to .333 field-goal shooting, including an 0-for-8 3-point shooting performance ... also forced James into seven turnovers ... scored 12 points as a participant in Baltimore's Charm City Challenge with Terrapin teammates Hassan Fofana, Will Bowers and Ekene Ibekwe in April 2003 ... netted 13 points as he participated in the Jordan Capital Classic Blue/White game at MCI Center later that month with Bowers

PERSONAL:

D.J. Eugene Strawberry ... born June 15, 1985 ... son of Lisa Watkins and former Major League Baseball player Darryl Strawberry ... has two brothers, Jordan Strawberry (9) and Jesse Watkins (5) ... also has four sisters, Diamond (17), Jade (8) and Jewel Strawberry (4) and Faith Watkins (7) ... interests include baseball and video games ... lists the Washington Wizards as his favorite NBA team and Michael Jordan as his favorite professional basketball player ...





STRAWBERRY 2005-06 GAME-BY-GAME

OPPONENT	MIN	FG-A	3FG-A	FT-A	O-D-R	PF	A	TO	BLK	S	TP
FAIRLEIGH DICKINSON	23*	2-4	0-0	2-3	0-1-1	1	5	3	0	2	6
vs Gonzaga*	35*	7-10	2-2	0-1	1-2-3	2	4	3	1	2	16
vs Chaminade*	20*	3-8	1-1	2-2	1-5-6	4	3	1	1	4	9
vs Arkansas*	17*	1-3	0-1	1-3	1-0-1	5	1	2	0	1	3
NICHOLLS STATE	25*	5-6	0-0	2-3	1-2-3	1	12	0	0	3	12
MINNESOTA%	33*	5-9	1-1	3-3	0-1-1	4	5	1	0	4	14
vs George Washington\$	34*	4-10	0-1	2-5	1-2-3	5	7	7	1	2	10
WESTERN CAROLINA	24*	3-4	1-1	6-6	0-2-2	0	4	3	0	1	13
BOSTON COLLEGE	27*	1-6	0-1	2-4	0-1-1	3	4	3	0	2	4
AMERICAN	28*	4-8	1-3	0-0	0-5-5	2	4	1	0	2	9
DELAWARE STATE	36*	3-9	1-4	3-4	1-4-5	1	4	3	0	1	10
VMU	20*	6-7	1-2	3-4	1-0-1	1	4	1	0	2	16
TEXAS A&M-CC	26*	6-11	2-2	0-1	1-4-5	1	3	2	0	3	14
at Miami	36*	5-10	0-1	4-7	0-0-0	4	3	6	0	1	14
at Duke	27*	3-7	0-0	0-0	1-1-2	4	1	5	0	1	6
WAKE FOREST	29*	5-7	2-2	6-7	1-3-4	4	4	2	0	3	18
VIRGINIA TECH	31*	2-6	0-2	0-1	1-3-4	3	8	4	1	1	4
at Georgia Tech	36*	2-9	0-2	4-5	0-4-4	3	3	2	0	3	8
at Temple	26*	0-4	0-1	0-2	1-3-4	4	4	3	0	0	0
NORTH CAROLINA	34*	6-15	1-3	1-3	2-3-5	3	2	3	1	3	14
at NC State	37*	5-13	2-6	2-6	1-2-3	2	1	3	0	1	14
VIRGINIA	35*	6-13	2-6	5-5	1-3-4	2	3	1	1	0	19
DUKE	33*	4-11	1-3	3-4	0-2-2	4	4	2	0	0	12
at Clemson	30*	4-11	1-2	1-2	2-2-4	3	1	4	0	2	10
GEORGIA TECH	44*	3-7	0-2	6-6	2-3-5	2	6	5	1	4	12
at Florida State	36*	1-5	0-1	4-6	1-7-8	4	5	3	1	0	6
at North Carolina	34*	2-7	1-1	4-4	3-3-6	4	4	5	1	2	9
MIAMI	34*	1-4	0-2	2-4	1-4-5	4	2	3	0	0	4
at Virginia	33*	4-8	0-1	0-0	0-0-0	3	3	3	0	3	8
vs Georgia Tech#	34*	3-6	0-1	9-10	0-3-3	1	7	2	2	3	15
vs Boston College#	33*	2-9	2-3	4-6	2-4-6	5	4	1	0	1	10
MANHATTAN@	38*	4-14	0-4	2-4	0-3-3	2	3	7	1	1	10

*Starter. %Maui Invitational. %ACC/Big 10 Challenge. \$BB&T Classic. #ACC Tournament. @-Postseason NIT

STRAWBERRY'S 2004-05 GAME-BY-GAME

OPPONENT	MIN	FG-A	3FG-A	FT-A	O-D-R	PF	A	TO	BLK	S	TP
JACKSON STATE	26	3-8	2-4	3-4	0-2-2	2	3	2	1	2	11
MERCER	20	4-5	1-2	4-5	0-0-0	1	4	3	0	2	13
vs Memphis	21	2-5	0-1	2-2	0-2-2	1	2	2	0	3	8
at Wisconsin	24	1-4	0-0	0-0	0-1-1	3	2	0	0	0	2
vs George Mason	21	2-7	0-1	3-5	0-0-0	2	1	2	0	1	7
vs George Washington	27	4-8	0-2	2-6	0-2-2	2	2	5	1	3	10
UNC ASHEVILLE	17	5-5	3-3	0-0	1-2-3	1	3	2	1	3	13
FLORIDA STATE	31	3-8	0-1	5-8	2-2-4	2	2	4	0	4	11
AMERICAN	16	1-2	1-2	1-2	0-2-2	2	3	3	0	0	4
LIBERTY	20	3-6	0-3	1-3	0-0-0	2	3	0	0	0	7
MOUNT ST. MARY'S	20*	0-4	0-2	2-2	0-2-2	1	1	0	0	1	2
at North Carolina	18	4-8	0-1	0-0	0-1-1	3	0	3	0	2	8
at Wake Forest	18*	1-5	0-3	0-0	0-1-1	1	1	2	0	1	2
TEMPLE	21*	0-3	0-1	2-4	0-3-3	2	2	0	0	2	2


Did not play the rest of the season due to injury.

*Starter. %ACC/Big 10 Challenge. \$BB&T Classic. #ACC Tournament. @-Postseason NIT

STRAWBERRY'S 2003-04 GAME-BY-GAME


OPPONENT	MIN	FG-A	3FG-A	FT-A	O-D-R	PF	A	TO	BLK	S	TP	
AMERICAN	17	3-4	0-1	1-2	1-4-5	1	1	2	0	0	7	
GEORGE MASON	18	4-7	0-2	1-2	0-4-4	2	4	1	2	4	9	
HOFSTRA	19	1-1	0-0	3-6	0-1-1	0	0	1	1	3	5	
WISCONSIN	26	1-4	0-1	1-2	2-3-5	0	0	0	2	4	3	
vs Gonzaga	14	0-2	0-1	2-4	0-2-2	2	0	1	0	2	2	
vs West Virginia	15	1-2	0-0	1-2	0-3-3	5	2	2	1	1	3	
at Florida	26	2-6	0-0	1-3	1-3-4	4	2	1	1	2	5	
PEPPERDINE	23	7-8	2-2	1-1	1-0-1	1	1	4	1	1	17	
UNC-GREENSBORO	17	3-3	0-0	3-6	2-1-3	1	1	2	0	2	9	
at Florida State	26	3-9	1-3	0-2	1-3-4	1	1	2	0	2	7	
MT ST. MARY'S	18	1-4	0-1	3-4	0-1-1	4	1	3	0	1	5	
UMES	(n)											
NO. CAROLINA	14	0-1	0-0	0-0	0-0-0	1	2	2	0	0	0	
at Georgia Tech	15	2-3	0-0	1-4	1-2	3	3	4	1	1	5	
DUKE	24	1-4	0-0	0-0	2-2-4	4	4	1	2	0	2	
at Clemson	21	0-1	0-0	1-2	0-2-2	0	1	3	0	2	1	
at Wake Forest	12	1-2	0-1	1-2	0-0-0	1	2	3	0	2	3	
NC STATE	11	2-2	0-0	0-0	0-1-1	1	0	1	0	0	4	
at Virginia	28	2-7	0-1	5-11	2-3-5	0	0	0	0	3	9	
FLORIDA STATE	19	4-8	0-1	4-6	4-1-5	4	1	0	1	2	12	
at North Carolina	18	3-9	0-1	2-3	3-1-4	3	3	0	0	4	8	
GEORGIA TECH*	17	4-9	0-1	2-6	3-1-4	2	0	0	0	1	10	
at Duke	28	3-7	1-1	2-2	2-0-2	2	2	4	0	4	9	
CLEMSON	30*	7-9	0-0	1-3	2-3-5	3	1	1	2	3	15	
WAKE FOREST	24*	1-2	0-0	2-4	0-0-0	3	3	5	0	3	4	
at NC State	15*	1-2	0-1	2-3	0-3-3	3	1	2	0	1	4	
VIRGINIA	17	3-5	0-1	0-1	0-0-0	2	1	1	0	1	6	
vs Wake Forest #	30	1-3	1-1	6-6	1-1-2	1	1	1	1	0	9	
vs NC State #	22	2-3	0-0	0-2	1-4-5	5	1	0	1	1	4	
vs Duke #	16	0-0	0-0	0-0	0-1-1	2	1	0	0	0	0	
vs UTEP †	22	3-4	0-1	3-4	5-1-6	3	1	0	0	0	9	
vs Syracuse †	18	2-5	1-1	1-2	1-1-2	2	0	0	0	2	1	6

*Starter. †-ACC/Big 10 Challenge. \$BB&T Classic. #ACC Tournament. †NCAA Tournament



JAMES GIST
6-8 • 223 • JUNIOR, 2V • FORWARD
SILVER SPRING, MD.
GOOD COUNSEL

15



ON GIST:

An ACC All-Defensive Team nominee ... has appeared in 63 games as a Terrapin ... earned 23 starts during his first two years ... his 82 career blocked shots rank 16th all-time at Maryland ... returns as the team's second-leading rebounder ... a long and lean athlete who is explosive off the floor ... an excellent finisher who excels in transition ... has the ability to use his quickness to cover smaller players, and has length to challenge taller opponents.

WILLIAMS ON GIST:



"James had a very good sophomore year and continues to progress in our program. He can be a real impact player in the ACC and I expect this to be a breakout year for him."

AS A SOPHOMORE IN 2005-05:

Made 21 starts and appeared in 32 games during his sophomore campaign ... started 15 of the team's final 17 games ... led the team and ranked fifth in the ACC with 1.59 blocked shots per game ... posted 51 blocked shots last season, the seventh-best total for a sophomore in school history ... averaged 8.4 points and 4.8 rebounds as a sophomore ... grabbed at least five rebounds in 19 games ... tallied two double-doubles ... scored in double figures 13 times ... tied his career high with five blocked shots against Manhattan (March 18) ... led the Terrapins in scoring with 14 points, and tallied five rebounds, three blocked shots, and two steals against Boston College in the ACC Tournament (March 10) ... recorded his second double-double of the season with 12 points and a career-high 12 rebounds against Georgia Tech (Feb. 18) ... secured his first career double-double with 13 points and 10 rebounds against Duke (Feb. 11) ... led Maryland with a career-high four assists against Virginia (Feb. 7) ... recorded 13 points, five rebounds, and three blocked shots in 22 minutes against North Carolina State (Feb. 5) ... tallied a team-high nine rebounds and recorded 11 points against North Carolina (Feb. 2) ... pumped in 13 points and grabbed six rebounds against Wake Forest (Jan. 15) ... finished 4-of-4 from the field for eight points with three rebounds, two assists, and three blocked shots at Miami (Jan. 7) ... posted 11 points, seven rebounds, two blocks, and one steal against George Washington (Dec. 5) ... tallied five blocked shots and recorded five rebounds to go with six points in 17 minutes against Nichols State (Nov. 27) ... started the season 11-of-11 from the free throw line.

AS A FRESHMAN IN 2004-05:

Saw action in 31 of 32 games in his rookie season, drawing two starts ... averaged 6.2 points per game while hitting at a team-leading .493 from the field ... averaged 3.9 rebounds per game ... totaled 31 blocks, good enough for third on the squad ... totaled 10 multi-rejection games and had 19 games of at least one blocked shot ... reached double-figures in scoring six times, including three of his final five appearances of the season ... paced six Terps in double figures with 15 points in the Terrapins' NIT win over Davidson (Mar. 23) ... put forth a 7-for-7 effort at the line vs. the Wildcats and added seven rebounds ... led team in scoring in his second career start, netting 18 points at Virginia Tech 6-of-8 FG, 6-of-6 FT) ... came off the bench to score eight points with seven boards in 19 minutes against No. 2 North Carolina at home



GIST'S CAREER STATISTICS

Year	G-GS	Min-Avg	FG-A	Pct	3FG-A	Pct	FT-A	Pct	Off-Def	Reb-Avg	PF-FO	Ast	TO	Blk	Stl	Pts-Avg
2004-05	31-2	533-17.2	72-146	.493	0-1	.000	47-76	.618	39-83	122-3.9	56-0	15	39	31	24	191-6.2
2005-06	32-21	708-22.1	101-206	.490	0-1	.000	66-98	.673	62-93	155-4.8	77-2	37	45	51	27	268-8.4
Career	63-23	1241-19.7	173-352	.491	0-2	.000	113-174	.649	101-176	277-4.4	133-2	52	84	82	51	459-7.3

GIST'S ACC STATISTICS

Year	GP-GS	Min-Avg	FG-A	Pct	3P-A	Pct	FT-A	Pct	OR-DR	Reb-Avg	PF-D	Ast	To	Blk	St	Pts-Avg
2004-05	16-2	264-16.5	35-72	.486	0-0	.000	26-46	.565	13-37	50-3.1	31-0	7	16	14	9	96-6.0
2005-06	16-11	390-24.4	55-109	.505	0-0	.000	28-44	.636	26-53	79-4.9	46-1	19	27	24	11	138-8.6
Career	32-13	654-20.4	90-181	.497	0-0	.000	54-90	.600	39-90	129-4.0	77-1	26	43	38	20	234-7.3



GIST'S CAREER HIGHS

Category	#	Opponent/Date
POINTS	18	at Virginia Tech (3/5/05)
REBOUNDS	12	vs. Georgia Tech (2/18/06)
FG	8	vs. Chaminade (11/22/05)
FGA	16	vs. Duke (2/11/06)
3 FG	0	
3 FGA	1	(2x) last vs. TAMU-CC (1/4/06)
FT	7	vs. Davidson-NIT (3/23/05)
FTA	8	(2x) last vs. Manhattan-NIT (3/18/06)
ASSISTS	4	vs. Virginia (2/7/06)
BLOCKS	5	(2x) last vs. Manhattan-NIT (3/18/06)
STEALS	4	vs. Mount St. Mary's (1/4/05)
MINUTES	34	(2x) last vs. Georgia Tech (2/18/06)


(Feb. 27) ... contributed six points and six rebounds in 17 minutes at NC State (Feb. 16) ... first collegiate start came in home victory over Virginia Tech (Feb. 8) ... registered eight points, seven rebounds and two blocks against the Hokies at Comcast Center ... recorded 14 points on 7-for-12 shooting and grabbed a career-high tying eight rebounds against Liberty (Dec. 28) ... netted 11 points and collected seven rebounds and a career-high tying four blocks in a career-high 31 minutes in the Terps' overtime win over Florida State (Dec. 19) ... scored 12 points on 6-for-7 shooting against George Washington in the Championship game of the BB&T Classic (Dec. 5) ... contributed six points, five rebounds and two blocks in only 16 minutes vs. George Mason in BB&T Semifinal (Dec. 4) ... registered seven points with several dynamic dunks in the Terps' win over Memphis (Nov. 26) ... posted his first career game in double figures with 10 points against Mercer (Nov. 23) in his second career game.

AT GOOD COUNSEL HIGH SCHOOL:

Team captain and starting power forward for Good Counsel in Wheaton, Md. ... averaged 19.5 points per game as a senior to go along with 10.3 rebounds and 3.5 blocks per game, leading the Falcons of the Washington Catholic Athletic Conference (WCAC) to an 18-12 record ... earned third team All-Met honors by the Washington Post ... named to the all-tournament teams at the Bullis Holiday Classic and the Hooters Holiday Classic ... scored a career-high 31 points in a game as a senior ... amassed more than 300 blocked shots in three seasons on the varsity squad, becoming Good Counsel's all-time leader ... a participant in Baltimore's Charm City Challenge in April 2004, scoring eight points to go along with seven rebounds and three steals ... participated in the Jordan Capital Classic Regional game at Comcast Center later that month, netting 11 points and grabbing seven boards ... high school coach was Tim McKenna.

PERSONAL:

James C. Gist III ... born Oct. 26, 1986 ... son of Linda and James C. Gist, Jr. ... has two sisters, Jasmine Kornegay (22) and Gloria Gist (14) ... interests include movies, playing the piano and traveling ... member of the Black Student Association in high school ... performed volunteer work at soup kitchens and for the Special Olympics ... majoring in letters and sciences.



GIST 2005-06 GAME-BY-GAME

OPPONENT	MIN	FG-A	3FG-A	FT-A	O-D-R	PF	A	TO	BLK	S	TP
FAIRLEIGH DICKINSON	21*	4-11	0-0	4-4	5-16	1	2	0	1	3	12
vs. Gonzaga*	20*	2-5	0-0	6-6	2-5-7	2	1	0	0	1	10
vs. Chaminade*	24*	8-15	0-0	0-0	3-0-3	2	1	2	3	1	16
vs. Arkansas*	26*	5-9	0-0	1-1	3-2-5	3	1	1	0	2	11
NICHOLLS STATE	17*	3-8	0-0	0-2	3-2-5	1	0	0	5	0	6
MINNESOTA*	15	0-2	0-0	2-4	0-1-1	1	0	1	0	1	2
vs. George Washington\$	26*	4-5	0-0	3-4	4-3-7	3	2	3	2	1	11
WESTERN CAROLINA	10	1-4	0-0	2-4	1-0-1	1	0	0	0	1	4
BOSTON COLLEGE	17	2-4	0-0	2-5	0-1-1	0	0	0	1	0	6
AMERICAN	16	2-3	0-0	2-2	1-3-4	1	3	1	3	2	6
DELAWARE STATE	21	1-2	0-0	6-8	3-2-5	1	2	1	2	0	8
VMI	15	3-6	0-0	3-4	1-4-5	3	0	1	0	0	9
TEXAS A&M-CC	22	4-7	0-1	0-0	3-4-7	2	1	1	1	1	8
at Miami	20	4-4	0-0	0-0	0-3-3	2	2	1	3	0	8
at Duke	22	2-2	0-0	3-4	0-1-1	3	0	2	0	1	7
WAKE FOREST	26*	6-10	0-0	1-3	1-5-6	2	0	0	1	0	13
VIRGINIA TECH	28*	5-8	0-0	1-1	2-4-6	2	1	3	1	0	11
at Georgia Tech	20*	3-7	0-0	4-4	2-2-4	4	1	3	1	2	10
at Temple	16*	0-1	0-0	0-0	0-1-1	2	1	0	0	0	0
NORTH CAROLINA	28	4-11	0-0	3-4	4-5-9	3	2	1	2	1	11
at NC State	22*	6-11	0-0	1-2	3-2-5	4	0	1	3	1	13
VIRGINIA	30*	2-8	0-0	3-4	0-2-2	1	4	1	2	0	7
DUKE	26*	6-16	0-0	1-3	7-3-10	3	2	2	2	2	13
at Clemson	34*	3-6	0-0	2-4	0-4-4	3	1	1	2	1	8
GEORGIA TECH	34*	4-6	0-0	4-6	3-9-12	4	2	3	0	1	12
at Florida State	11*	1-1	0-0	0-0	0-0-0	5	0	1	0	1	2
at North Carolina	31*	2-7	0-0	3-4	2-5-7	3	2	3	2	1	7
MIAMI	22	3-5	0-0	0-0	0-4-4	4	0	2	2	0	6
at Virginia	19*	2-3	0-0	0-0	2-3-5	3	2	3	2	0	4
vs. Georgia Tech#	20*	2-5	0-0	0-0	2-4-6	5	1	3	2	1	4
vs. Boston College#	28*	5-10	0-0	4-7	4-1-5	1	1	4	3	2	14
MANHATTAN@	21*	2-4	0-0	5-8	1-7-8	2	2	0	5	0	9

*Starter; #Mau Invitational; %ACC Big 10 Challenge; \$BB&T Classic; #ACC Tournament; @-Postseason NIT


GIST'S 2004-05 GAME-BY-GAME

OPPONENT	MIN	FG-A	3FG-A	FT-A	O-D-R	PF	A	TO	BLK	S	TP
JACKSON STATE	19	2-3	0-0	3-6	1-4-5	2	1	3	2	1	7
MERCER	19	4-9	0-0	2-2	2-1-3	1	0	0	2	2	10
vs. Memphis	23	3-4	0-0	1-2	1-4-5	2	0	2	2	1	7
at Wisconsin	9	0-0	0-0	1-2	1-0-1	3	0	0	1	0	1
vs. George Mason	16	3-4	0-0	0-0	1-4-5	0	2	1	2	0	6
vs. George Washington	20	6-7	0-0	0-0	2-2-4	2	0	1	0	0	12
UNC ASHEVILLE	14	1-4	0-0	2-2	3-2-5	1	1	2	0	0	4
FLORIDA STATE	31	4-8	0-0	3-7	1-6-7	3	1	1	4	2	11
AMERICAN	20	2-5	0-0	0-0	2-5-7	2	2	2	2	1	4
LIBERTY	20	7-12	0-1	0-0	4-4-5	3	0	0	0	0	14
MOUNT ST. MARY'S	13	1-3	0-0	0-0	1-7-8	1	0	5	1	4	2
at North Carolina	23	3-4	0-0	3-4	1-1-2	3	1	1	1	0	9
at Wake Forest	15	3-4	0-0	2-4	1-1-2	4	0	2	1	0	8
TEMPLE	21	2-5	0-0	2-4	2-2-4	1	1	4	0	1	6
VIRGINIA	8	2-2	0-0	0-0	1-1-2	0	0	0	0	1	4
NC STATE	16	2-3	0-0	4-7	0-1-1	3	0	2	1	0	8
at Duke	3	0-1	0-0	1-2	1-0-1	0	0	0	0	0	1
GEORGIA TECH	7	0-1	0-0	1-2	1-0-1	0	0	0	1	0	1
at Clemson	20	3-8	0-0	0-2	0-4-4	2	0	1	1	0	6
at Miami	23	2-5	0-0	1-3	0-3-3	3	1	3	1	2	5
VIRGINIA TECH H.	27*	4-8	0-0	0-0	2-5-7	2	1	2	2	1	8
DUKE	12	0-4	0-0	2-2	0-1-1	2	0	0	0	0	2
at NC State	17	2-6	0-0	2-3	2-4-6	1	1	1	0	0	6
at Virginia	2	0-0	0-0	0-0	0-0-0	1	0	0	0	0	0
CLEMSON	17	0-2	0-0	1-4	0-2-2	2	1	1	0	1	1
NORTH CAROLINA	19	4-8	0-0	0-0	2-5-7	2	1	1	0	1	8
at Virginia Tech	24	6-8	0-0	6-6	1-3-4	3	0	1	2	1	18
vs. Clemson #	dn(p-n)										
ORAL ROBERTS @	19	2-7	0-0	3-4	2-2-4	2	0	1	2	1	7
DAVIDSON @	26	4-5	0-0	7-7	1-6-7	1	1	1	0	1	15
TC @	12	0-1	0-0	0-1	1-3-4	3	0	0	2	1	0
vs. South Carolina @	18	0-5	0-0	0-0	2-0-2	1	0	1	1	2	18

*Starter; %ACC Big 10 Challenge; \$BB&T Classic; #ACC Tournament; @-Postseason NIT

DAVE NEAL
6-7 • 245 • SOPH., 1V • FORWARD
MCLEAN, VA.
BISHOP DENIS J. O'CONNELL

35



ON NEAL:

Contributed as a backup during his freshman season and will vie for increased playing time in the frontcourt ... provides the Terrapins with a physical presence up front ... has a soft touch around the rim and can score in a variety of ways ... crashes both the offensive and defensive glass.

WILLIAMS ON NEAL:

"Dave helped us in a backup role last season and I know he's worked hard to continue his development as a player. He'll continue to contribute up front and has put himself in position to earn more playing time."

AS A FRESHMAN:

Appeared in 13 games during 2005-06 ... averaged 1.0 points and 0.6 rebounds per game last season ... saw first-half action against North Carolina (Feb. 2) and N.C. State (Feb. 5) ... made his first career appearance in an ACC game against Duke (Jan. 11) and finished with two points, a rebound, and a steal ... scored a personal-best seven points in seven minutes against VMI (Dec. 31) ... went 2-for-2 from the foul line in four minutes against Western Carolina (Dec. 7) ... recorded two rebounds in a six-minute stretch against Chaminade (Nov. 22) ... scored his first collegiate points and grabbed a rebound in five minutes against Fairleigh Dickinson (Nov. 18) in the season opener.

AT BISHOP O'CONNELL:

Starred at Bishop O'Connell in Arlington, Va., for four years, participating in 116 career victories (29 wins per season) ... averaged 20.2 points per game and 13.3 rebounds as a senior in leading O'Connell to a 31-3 record ... named MVP of the prestigious Alhambra Catholic Invitational Tournament in Cumberland, Md. and the MVP of the Virginia state tournament as a senior ... earned first team All-Met honors from the Washington Post and was a unanimous first team Washington Catholic Athletic Conference (WCAC) all-league choice in his final season ... helped squad to the 2004 WCAC championship as a junior ... credited with seven game-winning shots in his career ... high school teammate and classmate of Marcus Ginyard, who he and the Terps will face at North Carolina ... high school coach was Joe Wootten.

PERSONAL:

David Allen Neal ... born June 5, 1986 ... son of Kathy and David Neal ... has one sister, Mackenzie (20) and a brother, Justin (17) ... member of SADD (Students Against Driving Drunk) and the Ambassador program in high school ... favorite pro basketball player is Dirk Nowitski ... lifelong dream to be a Terrapin ... majoring in letters and sciences.



NEAL'S CAREER STATISTICS

Year	G-GS	Min-Avg	FG-A	Pct	3FG-A	Pct	FT-A	Pct	Off-Def	Reb-Avg	PF-FO	Ast	TO	Blk	Stl	Pts-Avg
2005-06	13-0	44-3.4	5-16	.313	1-2	.500	2-2	1.000	3-4	7-0.5	5-0	1	3	0	1	13-1.0

NEAL'S ACC STATISTICS

Year	GP-GS	Min.-Avg.	FG-A	Pct.	3P-A	Pct.	FT-A	Pct.	OR-DR	Reb-Avg.	PF-D	Ast	To	Blk	St	Pts.-Avg.
2005-06	4-0	5-1.3	1-2	.500	0-1	.000	0-0	.000	0-1	1-0.3	0-0	0-0	0	2	0	1-0.5




NEAL'S CAREER HIGHS

Category	#	Opponent/Date
POINTS	7	vs. VMI (12/31)
REBOUNDS	2	vs. Chaminade (11/22)
FG	3	vs. VMI (12/31)
FGA	4	vs. FD(11/18)
3 FG	1	vs. VMI (12/31)
3 FGA	1	(2x) last at North Carolina (2/26)
FT	2	vs. Western Carolina (12/7)
FTA	2	vs. Western Carolina (12/7)
ASSISTS	1	vs. VMI (12/31)
BLOCKS	0	
STEALS	1	at Duke (1/11)
MINUTES	7	(2x) last vs. VMI (12/31)



NEAL 2005-06 GAME-BY-GAME


OPPONENT	MIN	FG-A	3FG-A	FT-A	O-D-R	PF	A	TO	BLK	S	TP
FAIRLEIGH DICKINSON	5	1-4	0-0	0-0	1-0-1	2	0	0	0	0	2
vs. Gonzaga*	0-	0-0	0-0	0-0	0-0-0	0	0	0	0	0	0
vs. Chaminade*	6	0-0	0-0	0-0	0-2-2	2	0	1	0	0	0
vs. Arkansas*	dnp-cd										
NICHOLLS STATE	7	0-3	0-0	0-0	0-0-0	0	0	0	0	0	0
MINNESOTA*	dnp-cd										
vs. George Washington*	dnp-cd										
WESTERN CAROLINA	4	0-1	0-0	2-2	0-1-1	1	0	0	0	0	2
BOSTON COLLEGE	dnp-cd										
AMERICAN	5	0-2	0-0	0-0	0-0-0	0	0	0	0	0	0
DELAWARE STATE	dnp-cd										
VMI	7	3-3	1-1	0-0	1-0-1	0	1	0	0	0	7
TEXAS A&M-CC	3	0-1	0-0	0-0	1-0-1	0	0	0	0	0	0
at Miami	dnp-cd										
at Duke	2	1-1	0-0	0-0	0-1-1	0	0	1	0	1	2
WAKE FOREST	dnp-cd										
VIRGINIA TECH	dnp-cd										
at Georgia Tech	dnp-cd										
at Temple	dnp-cd										
NORTH CAROLINA	1	0-0	0-0	0-0	0-0-0	0	0	1	0	0	0
at NC State	1	0-0	0-0	0-0	0-0-0	0	0	0	0	0	0
VIRGINIA	dnp-cd										
DUKE	dnp-cd										
at Clemson	dnp-cd										
GEORGIA TECH	dnp-cd										
at Florida State	dnp-cd										
at North Carolina	1	0-1	0-1	0-0	0-0-0	0	0	0	0	0	0
MIAMI	dnp-cd										
at Virginia	dnp-cd										
vs. Georgia Tech*	2	0-0	0-0	0-0	0-0-0	0	0	0	0	0	0
vs. Boston College*	dnp-cd										
MANHATTAN@	dnp-cd										



*Starter *Mau Invitational %ACC/Big 10 Challenge \$-BB&T Classic #-ACC Tournament @-Postseason NIT

JEROME BURNNEY
6-9 • 210 • FRESHMAN, HS • FORWARD
ATLANTA, GA.
WESTLAKE

32



ON BURNNEY:

Athletic forward who gives the Terrapins versatility along the front line ... tenacious defender who can match-up with smaller opponents ... proficient at blocking shots ... runs the floor well for a player his size ... attacks the glass at both ends of the floor.

WILLIAMS ON BURNNEY:

"Jerome is raw offensively, but really gets after you defensively and works hard at rebounding the basketball. He has the ability to match up with taller players, but has the quickness to cover small guys as well."

AT WESTLAKE HIGH SCHOOL:

Earned four letters under head coach Darron Rogers ... finished his career at Westlake High School as the school's all-time leader in blocked shots (570) ... team co-captain his final two years at Westlake ... tallied 15 triple-doubles during his high school career ... averaged 12.0 points, 11.0 rebounds, and 10.0 blocks per game as a senior ... led the Lions to a 32-1 record and a runner-up finish in the state Class 4A Championships ... recorded a school-record 18 blocked shots against Redan High during his senior campaign ... earned first team all-region honors as a senior ... garnered Second Team Class 4A All-State plaudits from the Atlanta Journal Constitution ... named Second Team Class 4A All-State by the Georgia Sports Writers Association ... selected to the Peach State Holiday Classic All-Star team in 2004 and 2005 ... finished with six points, five rebounds, and five blocks in 16 minutes in the Charm City Challenge All-Star Classic ... helped the Lions post a 27-4 record as a junior ... averaged 14.0 points, 11.0 rebounds, and 6.0 blocks per contest in 2004-05.

PERSONAL:

Jerome Anthony Burnney, Jr. ... born January 11, 1988 ... son of Toni and Jerome Burnney ... oldest of three with brothers Joshua (17) and Jonathan (3) ... member of the Men of Westlake in high school ... enjoys video games and drawing in his spare time.






ERIC HAYES

6-3 • 175 • FRESHMAN, HS • GUARD
DUMFRIES, VA.
POTOMAC

5



ON HAYES:

A steady hand at the point guard position who can execute a half-court set or guide the fast break ... displays range on his jump shot past the three-point line ... brings athleticism to the point guard position ... has the ability to anticipate and deliver the ball with precision to teammates.

WILLIAMS ON HAYES:



"Eric played for his father who was a very successful high school coach. He sees the game really well as a point guard and is a great athlete at that position."

AT POTOMAC HIGH SCHOOL:

Capped a stellar four-year career at Potomac high school with a record of 100-9, including a mark of 79-3 his last three seasons ... played for his father Kendall, and guided the Panthers to an undefeated regular season (22-0) as a senior before losing in the regional semifinals ... team captain and team MVP as a junior and senior ... earned 3A First-Team All-State honors and First-Team All-Met honors from the Washington Post ... named First-Team All-Area by the Potomac News ... garnered Blackhawk Christmas Tournament MVP honors ... finished his career with 1,698 points ... scored 20 or more points on 14 occasions ... averaged 21.3 points, as a senior and connected on 71 three-pointers ... connected on 86-percent of his free throws as a senior ... tallied a season-high 40 points against Forest Park ... averaged 18.9 points, 5.0 rebounds, 2.7 seals, and 6.4 assists as a junior, leading the Panthers to a 26-1 record ... named district MVP as a junior ... tallied 12.3 points, 7.6 assists, 2.5 steals, and 3.5 rebounds as a sophomore ... earned Second-Team Cedar Run All-District plaudits as a freshman after averaging 10.5 points and 4.4 assists per game ... earned first-team All-District honors as a freshman in football.

PERSONAL:

Eric Kendall Hayes ... born February 26, 1987 ... son of Nan and Kendall Hayes ... has two sisters, Sarah (21) and Hannah (12) ... enjoys movies, music, and sports in his free time ... lists Steve Nash as his favorite athlete.






1 TEAM

LANDON MILBOURNE
6-7 • 205 • FRESHMAN, HS • FORWARD
ROSWELL, GA.
OAK HILL ACADEMY

1



ON MILBOURNE:

Excellent wing player who can score and rebound ... has a 37-inch vertical jump ... an inside-outside player who can score in the paint or shoot from beyond the arc ... a true "gym rat" who works hard in the off-season.

WILLIAMS ON MILBOURNE:


"Landon is a slasher who gives us great versatility on the wing. I expect him to come in right away and compete for playing time as a freshman."

AT OAK HILL ACADEMY:

Played his senior season at Oak Hill Academy and helped the Warriors to a record of 40-1, setting a new school record for single-season wins ... one of five players to average double figures in scoring (10.3 ppg) ... averaged 18.0 minutes per game during his senior campaign ... connected on 56 percent of his shots from the floor, and made 52 percent from beyond the three-point line ... played his junior season at St. Francis (Ga.) High School and served as a team captain ... led the squad to a 29-1 record during his junior campaign ... averaged 23.0 points, 9.0 rebounds, and 4.0 blocked shots as a junior ... named Defensive Player of the Year as a sophomore and junior ... garnered Athlete of the Year in North Fulton as a junior ... Region 1A First-Team All-State selection as during 2004-05 ... posted 15.0 points, 10.0 rebounds, and 4.0 blocked shots as a sophomore ... a three-year honor roll member in high school.

PERSONAL:


Landon Ronshae Milbourne ... born June 29, 1987 ... son of Kaona Milbourne and Andre Foreman ... father Andre was a Division III All-American at Salisbury and played professionally in Europe ... has one sister, Mya Taylor (13) ... lists Tracy McGrady as his favorite player ... enjoys making hip-hop beats in his free time.





BAMBALE OSBY
6-8 • 250 • JUNIOR, J.C. • FORWARD
RICHMOND, VA.
BENEDICTINE (PARIS (TEXAS)-J.C.)

50



ON OSBY:

Experienced player who joins Maryland after playing last season for Paris Junior College ... played his freshman season at New Mexico ... gives the Terps a low-post scoring option ... works hard defensively, and rebounding.

WILLIAMS ON OSBY:

"Bambale is an interesting player for us. He has the size and ability to score inside which was something we lacked last year. I think he's someone who can come in and help right away."

AT PARIS (TEXAS) JUNIOR COLLEGE:

Played his sophomore season under coach Bill Foy at Paris Junior College ... averaged 6.0 points and 5.0 rebounds for the Dragons who finished the year 24-7 ... helped Paris JC finish atop the Region XIV standings with an 18-4 record.

AT NEW MEXICO:

Played his freshman season at New Mexico ... played in 31 games and averaged 7.4 minutes per game ... averaged 1.6 points, 1.9 rebounds off the bench ... shot 57 percent from the field ... helped the Lobos finish 26-7 en route to capturing the Mountain West Conference Tournament Championship ... recorded season-highs of seven points, nine rebounds, and 16 minutes against Arkansas-Pine Bluff ... scored seven points and hauled in four rebounds against Utah.

AT BENEDICTINE HIGH SCHOOL:

Played for head coach Bruce Croxton at Benedictine High School in Richmond, Virginia ... averaged 16.5 points, 16.8 rebounds, and 3.0 blocks as a senior ... led Benedictine to a 25-6 record during his senior season as the team won its second consecutive Virginia State Catholic League Championship ... helped the team capture its first VISBA Division 1 Championship in school history during his junior season.

PERSONAL:

Bambale Mbulatale Emmanuel Osby ... born May 21, 1986 ... son of Komba Basosila and William Joseph Osby ... has three brothers, Shun (37), Locheke (30), and Levi (22) ... also has two sisters, Yvette (35) and Lucy (17) ... majoring in family studies with a minor in communication ... lists Ben Wallace as his favorite NBA player.




OSBY'S CAREER STATISTICS

Year	G-GS	Min-Avg	FG-A	Pct	3FG-A	Pct	FT-A	Pct	Off-Def	Reb-Avg	PF-FO	Ast	TO	Blk	Stl	Pts-Avg
2004-05 ^{UNM}	31-0	229-7.4	16-28	.571	0-0	.000	17-38	.447	21-37	58-1.9	44-1	6	22	6	7	49-1.6

GREIVIS VASQUEZ
6-5 • 195 • FRESMAN, HS • GUARD
CARACAS, VENEZUELA
MONTROSE CHRISTIAN

21



ON VASQUEZ:

Skilled combo guard who can play the point or move over to shooting guard ... solid on-ball defender ... rebounds the ball well out of the backcourt ... has the ability to come up with a steal and get out on the fast break ... deceptively quick with the ball in his hands and can get to the rim.

WILLIAMS ON VASQUEZ:



"Greivis has a South American and European approach to the game. He brings explosiveness and is a well-rounded guard who is a good ball handler, but also rebounds and defends well."

AT MONTROSE CHRISTIAN:

Played under head coach Stu Vetter at Montrose Christian ... helped the Mustangs post a 43-5 record over his junior and senior seasons ... guided the team to a 20-2 record in 2006... finished the year as the No. 9 high school in the USA Today Super 25 rankings ... earned First-Team All-Met honors from the Washington Post ... averaged 12.8 points, 7.4 rebounds, 5.9 assists, and 2.5 steals for the Mustangs ... connected on 31 three-pointers and shot 76 percent from the free throw line ... tallied a season-high 20 points in a 77-61 win over Mercersburg Academy ... scored in double figures 14 times during his senior campaign ... named to the All-Tournament Team at the Charm City Challenge after scoring 27 points in 26 minutes ... as a junior Vasquez posted 12.6 points, 6.1 assists, and 5.3 rebounds per game.


PERSONAL:

Greivis Vasquez Josue Rodriguez ... born January 16, 1987 ... son of Luis Rodriguez and Gregorio Vasquez ... has one brother Ingerman Sanoya (29) ... played in high school with Kevin Durant at Montrose Christian ... lists Michael Jordan as his favorite player.







RADIO/TV CHART




LANDON MILBOURNE
F • 6-7 • 250 • Fr-HS
Roswell, Ga
Oak Hill Academy




D.J. STRAWBERRY
G • 6-5 • 201 • Sr-3V
Corona, Calif.
Mater Dei




ERIC HAYES
G • 6-3 • 175 • Fr-HS
Dumfries, Va
Potomac




JAMES GIST
F • 6-8 • 223 • Jr-2V
Silver Spring, Md
Good Counsel




GREIVIS VASQUEZ
G • 6-5 • 195 • Fr-HS
Caracas, Venezuela
Motrose Christian




MIKE JONES
G • 6-5 • 204 • Sr-3V
Dorchester, Mass
Thayer Academy




PARRISH BROWN
G • 6-1 • 175 • Sr-1V
Chicago, Ill
Thornridge/Kennedy King C C




EKENE IBEKWE
F • 6-9 • 220 • Sr-3V
Carson, Calif
Carson




WILL BOWERS
C • 7-1 • 262 • Sr-3V
Hanover, Md
Archbishop Spalding



JEROME BURNEY
F • 6-9 • 210 • Fr-HS
Atlanta, Ga
Westlake



GINI CHUKURA
F • 6-5 • 210 • Sr-2V
Silver Spring, Md
Good Counsel



DAVE NEAL
F • 6-7 • 245 • So-1V
McLean, Va
Bishop O'Connell



BAMBALE OSBY
F • 6-8 • 250 • Jr-TR
Richmond, Va
Benedictine/Parris (Texas) J C



GARY WILLIAMS
Head Coach
18th Year at Maryland
Maryland '68



MICHAEL ADAMS
Assistant Coach
2nd Year at Maryland
Boston College '85




CHUCK DRIESSELL
Assistant Coach
1st Year at Maryland
Maryland '85



KEITH BOOTH
Assistant Coach
3rd Year at Maryland
Maryland '03



TROY WAINWRIGHT
Director of Basketball Operations
11th Year at Maryland
UMUC '04



2007 THE OPPONENTS

M
Bb
Basketball



ABOUT THE ACC

THE TRADITION



John Swofford,
ACC Commissioner

Consistency. It is the mark of true excellence in any endeavor. However, in today's intercollegiate athletics, competition has become so balanced and so competitive that it is virtually impossible to maintain a high level of consistency.

Yet the Atlantic Coast Conference has defied the odds. Now in its 53rd year of competition, the ACC has long enjoyed the reputation as one of the strongest and most competitive intercollegiate conferences in the nation. And that is not mere conjecture, the numbers support it.

Since the league's inception in 1953, ACC schools have captured 100 national championships, including 52 in women's competition and 48 in men's. In addition, NCAA individual titles have gone to ACC student-athletes 130 times in men's competition and 71 in women's action.

If success is best measured in terms of wins and losses, then the ACC is unrivaled in NCAA annals. With North Carolina's victory over Illinois in the 2005 NCAA title game, ACC teams have captured 10 NCAA basketball championships, including six over the last 16 years.

No conference has posted a better NCAA Tournament record than the ACC since the NCAA's inaugural tournament in 1939. With an impressive 58-26 (.690) mark over the past six years, the 12 current conference members have posted a NCAA Tournament-best mark of 357-196 for a sterling .646 winning percentage against the nation's toughest competition.

In the 22 years of the current 64-team field, the ACC has produced 21 Final Four teams, an average of one per year and six more than any other conference.

Since 1985, when the NCAA Tournament was expanded to 64 teams, ACC teams have been even more impressive compiling a 221-105 (.678) NCAA record, including 61 "Sweet 16" appearances and 21 Final Four berths - all NCAA Tournament bests. Since 1985, 61 of the 109 ACC teams receiving NCAA berths have won at least two NCAA Tournament games.

Following their title run in 2005, North Carolina's Tar Heels lead all ACC schools with four NCAA basketball championships to their credit. Duke has claimed three national titles, NC State two and Maryland one. The Tar Heels have captured NCAA titles in 1957, 1982, 1993 and 2005 while the Blue Devils won their third title in 2001, following back-to-back championships in 1991 and 1992. The Wolfpack walked away with the coveted crown in 1974 and 1983 while the Terps claimed the 2002 national title.

The ACC has 10 or more NCAA Tournament wins in four of the last six years and 13 times overall and the league has not posted a losing record in NCAA Tournament play since 1987. The conference's 18-year non-losing streak in NCAA Tournament is tops among all conferences.

In four of the past six years, the ACC has posted a winning record in games versus ranked non-conference foes and since 1990, the ACC - with a 201-195 record - is the only conference with a winning record against ranked non-conference foes.

Since 1981, the ACC has produced 35 consensus All-Americans - 15 more than any other conference. Since 1981, the ACC has accounted for 26 percent of the nation's consensus All-Americans (35-of-135).

The stature of ACC basketball is no where more clearly defined than by its regional and national television exposure as 166 televised games involving ACC teams headlined the league's 2005-06 schedule, including a record-setting 265 appearances. In addition, ACC teams made 147 appearances on national television networks this past season.

An ACC record 10 teams took part in post-season play in 2005-06, including four NCAA Tournament teams. Duke's Blue Devils captured their seventh ACC title in the last eight years, and 16th overall, with a 78-76 victory over Boston College in the finals of the 53rd ACC Tournament. The ACC also set a single-season attendance record drawing 2.1 million fans over 191 home games.

2005-06 IN REVIEW

The 2005-06 academic year concluded with the league pocketing an all-time high six national team titles and 15 individual NCAA crowns. In all, the ACC has won 57 national team titles over the last 16 years. The ACC has won two or more NCAA titles in 24 of the past 26 years.



Phone	336-851-6062
Media Relations Fax	336-854-8797
	336-547-6261
Administrative Fax	336-316-6097
E-Mail	bmorrison@theacc.org
Web Address	theacc.com

Atlantic Coast Conference
4512 Weybridge Lane
Greensboro, NC 27407

ACC Media Relations Staff

Brian Morrison	Assistant Commissioner
Jason Leturmy	Associate Director
Lindsey Rogers	Associate Director
Kristie Le	Assistant Director
Barb Dery	Administrative Assistant

2005-06 NATIONAL CHAMPIONSHIPS

Field Hockey Maryland	Men's Soccer Maryland
Women's Basketball . . . Maryland	Men's Lacrosse Virginia
Women's Golf Duke	Men's Track & Field . . . Florida State

THE CHAMPIONSHIPS

The conference will conduct championship competition in 25 sports during the 2006-07 academic year - 12 for men and 13 for women.

The first ACC championship was held in swimming on February 25, 1954. The conference did not conduct championships in cross country, wrestling or tennis during the first year.

The 12 sports for men include football, cross country, soccer, basketball, swimming, indoor and outdoor track, wrestling, baseball, tennis, golf and lacrosse. Fencing, which was started in 1971, was discontinued in 1981.

Women's sports were initiated in 1977 with the first championship meet being held in tennis at Wake Forest University.

Championships for women are currently conducted in cross country, volleyball, field hockey, soccer, basketball, swimming, indoor and outdoor track, tennis, golf, lacrosse, softball and rowing.

A HISTORY

The Atlantic Coast Conference was founded on May 8, 1953, at the Sedgefield Inn near Greensboro, N.C., with seven charter members, Clemson, Duke, Maryland, North Carolina, NC State, South Carolina and Wake Forest, drawing up the conference by-laws.

The withdrawal of seven schools from the Southern Conference came early on the morning of May 8, 1953, during the Southern Conference's annual spring meeting. On June 14, 1953, the seven members met in Raleigh, N.C., where a set of bylaws was adopted and the name became officially the Atlantic Coast Conference.

Suggestions from fans for the name of the new conference appeared in the region's newspapers prior to the meeting in Raleigh. Some of the names suggested were: Dixie, Mid South, Mid Atlantic, East Coast, Seaboard, Colonial, Tobacco, Blue-Gray, Piedmont, Southern Seven and the Shoreline.

Duke's Eddie Cameron recommended that the name of the conference be the Atlantic Coast Conference, and the motion was passed unanimously. The meeting concluded with each member institution assessed \$200.00 to pay for conference expenses.

On December 4, 1953, conference officials met again at Sedgefield and officially admitted the University of Virginia as the league's eighth member. The first and only, withdrawal of a school from the ACC came on June 30, 1971, when the University of South Carolina tendered its resignation.

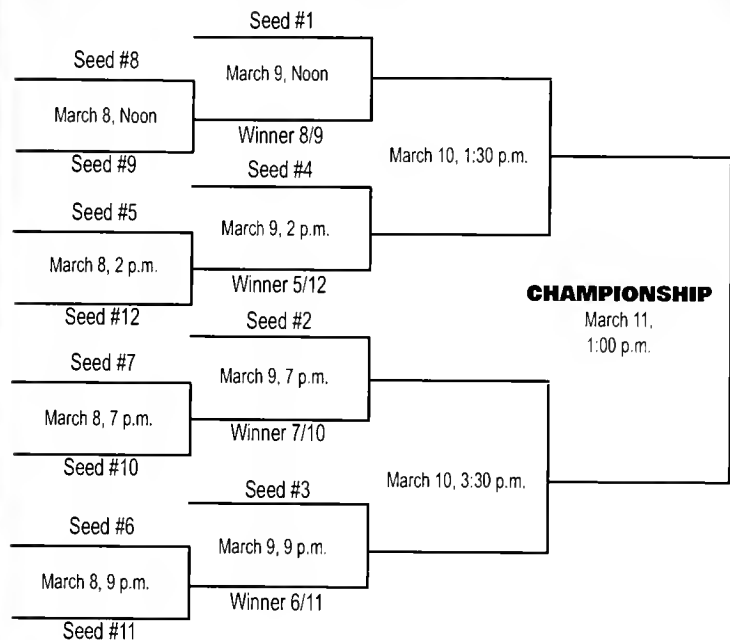
The ACC operated with seven members until April 3, 1978, when the Georgia Institute of Technology was admitted. The Atlanta school had withdrawn from the Southeastern Conference in January of 1964.

The ACC expanded to nine members on July 1, 1991, with the addition of Florida State University.

The conference expanded to 11 members on July 1, 2004, with the addition of the University of Miami and Virginia Polytechnic Institute and State University. On October 17, 2003, Boston College accepted an invitation to become the league's 12th member on July 1, 2005.

2007 ACC TOURNAMENT

54TH ANNUAL ACC TOURNAMENT
MARCH 8-11, 2007
ST. PETE TIMES FORUM
TAMPA, FLA.



2007 NCAA TOURNAMENT

OPENING ROUND TUESDAY, MARCH 13, 2007

University of Dayton Arena
Dayton, Ohio
Host: University of Dayton

FIRST/SECOND ROUNDS

**THURSDAY AND SATURDAY,
MARCH 15 AND 17, 2007**

HSBC Arena
Buffalo, New York
Hosts: Metro Atlantic Athletic Conference,
Canisius College and Niagara University

Rupp Arena
Lexington, Kentucky
Host: University of Kentucky

ARCO Arena
Sacramento, California
Host: University of the Pacific

Lawrence Joel Veterans Memorial Coliseum
Winston-Salem, North Carolina
Host: Wake Forest University

FRIDAY AND SUNDAY, MARCH 16 AND 18, 2006

United Center
Chicago, Illinois
Host: Big Ten Conference

Nationwide Arena
Columbus, Ohio
Host: The Ohio State University

New Orleans Arena
New Orleans, Louisiana
Host: Tulane University

Spokane Memorial Arena
Spokane, Washington
Host: Washington State University

REGIONALS THURSDAY AND SATURDAY, MARCH 22 AND 24, 2007

SOUTH REGIONAL
Alamodome
San Antonio, Texas
Host: University of Texas-San Antonio

WEST REGIONAL
HP Pavilion
San Jose, California
Host: San Jose State University

FRIDAY AND SUNDAY, MARCH 23 AND 25, 2007

EAST REGIONAL
Continental Airlines Arena
East Rutherford, New Jersey
Host: Rutgers University

MIDWEST REGIONAL
Edward Jones Dome
St. Louis, Missouri
Host: Missouri Valley Conference

FINAL FOUR SATURDAY AND MONDAY, MARCH 31 AND APRIL 1, 2007

Georgia Dome
Atlanta, Georgia
Host: Georgia Tech





2006-07 ACC STANDINGS

Team	ACC Games				Overall						
	W	L	Pct.	Hm	Rd	W	L	Pct.	Hm	Rd	Nu
Duke	14	2	.875	7-1	7-1	32	4	.889	15-1	9-2	8-1
North Carolina	12	4	.750	5-3	7-1	23	8	.742	13-4	8-2	2-2
Boston College	11	5	.688	6-2	5-3	28	8	.778	15-2	7-3	6-3
NC State	10	6	.625	6-2	4-4	22	10	.688	15-3	5-5	2-2
Florida State	9	7	.563	6-2	3-5	20	10	.667	14-3	4-6	2-1
Maryland	8	8	.500	6-2	2-6	19	13	.594	14-3	2-7	3-3
Virginia	7	9	.438	6-2	1-7	15	15	.500	11-3	2-11	2-1
Miami	7	9	.438	4-4	3-5	18	16	.529	11-5	4-8	3-3
Clemson	7	9	.438	5-3	2-6	19	13	.594	12-4	5-8	2-1
Virginia Tech	4	12	.250	2-6	2-6	14	16	.467	10-7	3-8	1-1
Georgia Tech	4	12	.250	4-4	0-8	11	17	.393	10-5	1-10	0-2
Wake Forest	3	13	.188	3-5	0-8	17	17	.500	12-6	1-9	4-2



ACC INDIVIDUAL STATISTICS

SCORING

Player, Class, Team	G	FG	3FG	FT	Pts	Av
J.J. Redick, Sr., Duke	36	302	139	221	964	26.8
Tyler Hansbrough, Fr., UNC	31	199	2	187	587	18.9
Shelden Williams, Sr., Duke	36	237	2	201	677	18.8
Justin Gray, Sr., WF	33	180	95	146	601	18.2
Sean Singletary, So., Uva	29	168	51	125	512	17.7
Craig Smith, Sr., BC	36	243	1	146	633	17.6
Guillermo Diaz, Jr., UM	34	194	78	120	586	17.2
J.R. Reynolds, Jr., Uva	30	161	60	128	510	17.0
Jared Dudley, Jr., BC	36	198	33	171	600	16.7
Robert Hite, Sr., UM	34	201	85	71	558	16.4
Enc Williams, Sr., WF	34	223	0	109	555	16.3
Al Thornton, Jr., FSU	30	171	20	122	484	16.1
Anthony Morrow, So., GT	28	154	78	63	449	16.0
Zabian Dowdell, Jr., VT	30	164	54	78	460	15.3
Nik Caner-Medley, Sr., Md	32	166	27	131	490	15.3
Coleman Collins, Jr., VT	26	143	0	92	378	14.5
Reyshawn Terry, Jr., UNC	31	145	45	108	443	14.3
Cameron Bennerman, Sr., NCS	30	143	51	85	422	14.1
RaSean Dickey, So., GT	28	148	1	73	370	13.2
Alexander Johnson, Jr., FSU	29	127	9	120	383	13.2
David Noel, Sr., UNC	31	158	39	45	400	12.9
Shawan Robinson, Sr., Clem	32	123	63	84	393	12.3
Akin Akingbala, Sr., Clem	32	148	1	90	387	12.1
Vernon Hamilton, Jr., Clem	31	138	27	70	373	12.0
Cedric Simmons, So., NCS	32	128	2	120	378	11.8

FIELD GOAL PCT.

Player, Class, Team	G	FG	FGA	Pct
Enc Williams, Sr., WF	34	223	360	619
RaSean Dickey, So., GT	28	148	248	597
Shelden Williams, Sr., Duke	36	237	410	578
Craig Smith, Sr., BC	36	243	424	573
Tyler Hansbrough, Fr., UNC	31	199	349	570
David Noel, Sr., UNC	31	158	297	532
Al Thornton, Jr., FSU	30	171	330	518
Coleman Collins, Jr., VT	26	143	280	511
Jared Dudley, Jr., BC	36	198	401	494
J.J. Redick, Sr., Duke	36	302	643	470

FREE THROW PCT.

Player, Class, Team	G	FT	FTA	Pct
Shawan Robinson, Sr., Clem	32	84	92	913
J.J. Redick, Sr., Duke	36	221	256	863
Sean Singletary, So., Uva	29	125	148	845
Cameron Bennerman, Sr., NCS	30	85	101	842
Justin Gray, Sr., WF	33	146	175	834
Nik Caner-Medley, Sr., Md	32	131	159	824
Reyshawn Terry, Jr., UNC	31	108	135	800
Guillermo Diaz, Jr., UM	34	120	152	789
J.R. Reynolds, Jr., Uva	30	128	165	776
Gavin Grant, So., NCS	32	88	118	746

3-PT FG PCT.

Player, Class, Team	G	3FG	FGA	Pct
Anthony Morrow, So., GT	28	78	182	429
J.J. Redick, Sr., Duke	36	139	330	421
Robert Hite, Sr., UM	34	85	207	411
Justin Gray, Sr., WF	33	95	263	361

REBOUNDS

Player, Class, Team	G	Reb.	PG
Shelden Williams, Sr., Duke	36	384	10.7
Craig Smith, Sr., BC	36	339	9.4
Enc Williams, Sr., WF	34	301	8.9
Akin Akingbala, Sr., Clem	32	263	8.2
Jeremis Smith, So., GT	28	230	8.2
Tyler Hansbrough, Fr., UNC	31	243	7.8
Jason Cain, Jr., Uva	30	229	7.6
Alexander Johnson, Jr., FSU	29	216	7.4
Anthony King, Jr., UM	34	236	6.9
Al Thornton, Jr., FSU	30	208	6.9

ASSISTS

Player, Class, Team	G	Ast.	PG
Greg Paulus, Fr., Duke	36	187	5.2
Louis Hinnant, Sr., BC	36	167	4.6
Jamon Gordon, Jr., VT	30	133	4.4
Bobby Frasor, Fr., UNC	31	136	4.4
Justin Gray, Sr., WF	33	141	4.3
Sean Singletary, So., Uva	29	121	4.2
D.J. Strawberry, Jr., Md	32	128	4.0
Zam Fredrick, So., GT	28	110	3.9
David Noel, Sr., UNC	31	107	3.5
Zabian Dowdell, Jr., VT	30	103	3.4

STEALS

Player, Class, Team	G	Stl.	PG
Vernon Hamilton, Jr., Clem	31	83	2.7
Zabian Dowdell, Jr., VT	30	70	2.3
Jamon Gordon, Jr., VT	30	63	2.1
Mano West, Jr., GT	22	45	2.1
Sean Singletary, So., Uva	29	54	1.9
D.J. Strawberry, Jr., Md	32	58	1.8
Cliff Hammonds, So., Clem	32	56	1.8
Sean Dockery, Sr., Duke	36	61	1.7
Engin Atsur, Sr., NCS	32	54	1.7
Shelden Williams, Sr., Duke	36	60	1.7

3PT. FGS PER GAME

Player, Class, Team	G	3FG	PG
J.J. Redick, Sr., Duke	36	139	3.9
Justin Gray, Sr., WF	33	95	2.9
Anthony Morrow, So., GT	28	78	2.8
Robert Hite, Sr., UM	34	85	2.5
Guillermo Diaz, Jr., UM	34	78	2.3
Tony Bethel, Sr., NCS	31	69	2.2
Engin Atsur, Sr., NCS	32	67	2.1
Wes Miller, Jr., UNC	31	64	2.1
J.R. Reynolds, Jr., Uva	30	60	2.0
Shawan Robinson, Sr., Clem	32	63	2.0

BLOCKED SHOTS

Player, Class, Team	G	Blks.	PG
Shelden Williams, Sr., Duke	36	137	3.8
Cedric Simmons, So., NCS	32	80	2.5
Sean Williams, So., BC	27	55	2.0
Anthony King, Jr., UM	34	65	1.9
James Gist, So., Md	32	51	1.6
RaSean Dickey, So., GT	28	43	1.5
Ekene Ibekwe, Jr., Md	32	43	1.3
Coleman Collins, Jr., VT	26	34	1.3
Theodis Tarver, Sr., GT	27	35	1.3
Akin Akingbala, Sr., Clem	32	41	1.3

OFFENSIVE REBOUNDS

Player, Class, Team	G	No.	PG
Tyler Hansbrough, Fr., UNC	31	111	3.6
Shelden Williams, Sr., Duke	36	117	3.3
Enc Williams, Sr., WF	34	107	3.2
Craig Smith, Sr., BC	36	112	3.1
Jeremis Smith, So., GT	28	87	3.1
Anthony King, Sr., UM	34	104	3.1
Akin Akingbala, Sr., Clem	32	96	3.0
Al Thornton, Jr., FSU	30	87	2.9
Jason Cain, So., Uva	30	87	2.9
Coleman Collins, Jr., VT	26	73	2.8

ASSIST/TURNOVER RATIO

Player, Class, Team	G	Ast	TO	Rat.
Louis Hinnant, Sr., BC	36	167	74	2.26
Jamon Gordon, Jr., VT	30	133	66	2.02
Cliff Hammonds, So., Clem	32	105	57	1.84
Bobby Frasor, Fr., UNC	31	136	75	1.81
Engin Atsur, Sr., NCS	32	109	65	1.68
Jared Dudley, Jr., BC	36	115	70	1.64
Greg Paulus, Fr., Duke	36	187	118	1.58
Zabian Dowdell, Jr., VT	30	103	70	1.47
Todd Galloway, Sr., FSU	30	93	66	1.41
D.J. Strawberry, Jr., Md	32	128	94	1.36

MINUTES PER GAME

Player, Class, Team	G	No.	PG
Jared Dudley, Jr., BC	36	1340	37.2
J.J. Redick, Sr., Duke	36	1336	37.1
Craig Smith, Sr., BC	36	1305	36.3
Zabian Dowdell, Jr., VT	30	1079	36.0
Guillermo Diaz, Jr., UM	34	1196	35.2
Justin Gray, Sr., WF	33	1156	35.0
Jamon Gordon, Jr., VT	30	1046	34.9
Sean Singletary, So., Uva	29	982	33.9
David Noel, Sr., UNC	31	1045	33.7
Engin Atsur, Sr., NCS	32	1065	33.3



1 TEAM

ACC TEAM STATISTICS

SCORING OFFENSE

Team	G	W-L	Points	PG
Duke	36	32-4	2921	81.1
North Carolina	31	23-8	2460	79.4
Maryland	32	19-13	2505	78.3
Florida State	30	20-10	2302	76.7
NC State	32	22-10	2383	74.5
Clemson	32	19-13	2376	74.3
Boston College	36	28-8	2671	74.2
Wake Forest	34	17-17	2482	73
Georgia Tech	28	11-17	2012	71.9
Virginia Tech	30	14-16	2060	66.7
Virginia	30	15-15	2038	67.9
Miami	34	18-16	2308	67.9

FG%. DEFENSE

Team	G	FGM	FGA	Pct.
North Carolina	31	779	1894	41.1
NC State	32	765	1853	41.3
Miami	34	728	1756	41.5
Wake Forest	34	834	2008	41.5
Maryland	32	808	1936	41.7
Boston College	36	872	2042	42.7
Duke	36	951	2215	42.9
Florida State	30	718	1666	43.1
Georgia Tech	30	679	1571	43.2
Virginia	30	734	1689	43.5
Georgia Tech	28	685	1555	44.1
Clemson	32	781	1739	44.9

OFFENSIVE REBOUNDS

Team	G	Reb	PG
Clemson	32	466	14.6
Maryland	32	458	14.3
North Carolina	31	432	13.9
Wake Forest	34	471	13.9
Virginia	30	404	13.5
Georgia Tech	28	374	13.4
Miami	34	446	13.1
Boston College	36	466	12.9
Florida State	30	338	11.3
Virginia Tech	30	329	11.0
Duke	36	350	9.7
NC State	32	284	8.9

Clemson	32	456	14.3
Wake Forest	34	471	13.9
Florida State	30	409	13.6
Virginia Tech	30	389	13.0
Miami	34	399	11.7
Virginia	30	340	11.3

AST/TO RATIO

Team	G	Ast.	TO	Ratio
Boston College	36	639	472	1.4
Virginia Tech	30	389	337	1.2
NC State	32	500	434	1.2
Duke	36	546	496	1.1
North Carolina	31	552	512	1.1
Maryland	32	512	528	1.0
Miami	34	399	421	1.0
Clemson	32	456	497	0.9
Wake Forest	34	471	554	0.9
Florida State	30	409	482	0.9
Georgia Tech	28	411	499	0.8
Virginia	30	340	434	0.8

SCORING DEFENSE

Team	G	W-L	Points	PG
Miami	34	18-16	2213	65.1
Virginia Tech	30	14-16	1955	65.2
Boston College	36	28-8	2383	66.2
NC State	32	22-10	2157	67.4
Virginia	30	15-15	2032	67.7
Clemson	32	19-13	2172	67.9
Duke	36	32-4	2453	68.1
North Carolina	31	23-8	2128	68.6
Florida State	30	20-10	2077	69.2
Wake Forest	34	17-17	2439	71.7
Georgia Tech	28	11-17	2019	72.1
Maryland	32	19-13	2352	73.5

REBOUND MARGIN

Team	G	For	Opp	Mar.
North Carolina	31	39.9	31.8	8.1
Wake Forest	34	39.4	33.0	6.4
Virginia	30	37.4	32.8	4.6
Georgia Tech	28	37.2	32.8	4.4
Boston College	36	35.5	31.7	3.8
Maryland	32	39.8	36.2	3.6
Miami	34	34.9	32.6	2.3
Florida State	30	34.0	32.2	1.8
Clemson	32	37.0	35.9	1.1
Duke	36	33.4	36.1	-2.7
NC State	32	32.8	35.8	-3.0
Virginia Tech	30	31.7	34.7	-3.0

ASSISTS

Team	G	Ast.	PG
North Carolina	31	552	17.8
Boston College	36	639	17.8
Maryland	32	512	16.0
NC State	32	500	15.6
Duke	36	546	15.2
Georgia Tech	28	411	14.7

SCORING MARGIN

Team	G	Off.	Def.	Mar.
Duke	36	81.1	68.1	13.0
North Carolina	31	79.4	68.6	10.7
Boston College	36	74.2	66.2	8.0
Florida State	30	76.7	69.2	7.5
NC State	32	74.5	67.4	7.1
Clemson	32	74.3	67.9	6.4
Maryland	32	78.3	73.5	4.8
Virginia Tech	30	68.7	65.2	3.5
Miami	34	67.9	65.1	2.8
Wake Forest	34	73.0	71.7	1.3
Virginia	30	67.9	67.7	0.2
Georgia Tech	28	71.9	72.1	-0.2

TURNOVER MARGIN

Team	G	For	Opp	Mar.
Virginia Tech	30	11.2	16.4	5.1
Clemson	32	15.5	19.0	3.4
Duke	36	13.8	16.2	2.4
Florida State	30	16.1	18.2	2.1
Miami	34	12.4	14.1	1.7
NC State	32	13.6	13.8	0.3
Boston College	36	13.1	13.4	0.3
Maryland	32	16.5	16.7	0.2
North Carolina	31	16.5	15.0	-1.5
Virginia	30	14.5	12.8	-1.6
Georgia Tech	28	17.8	15.4	-2.4
Wake Forest	34	16.3	12.8	-3.5

FIELD GOAL PCT.

Team	G	FGM	FGS	Pct.
Duke	36	979	2011	48.7
Boston College	36	949	1958	48.5
Florida State	30	806	1681	47.9
North Carolina	31	863	1809	47.7
NC State	32	793	1704	46.5
Georgia Tech	28	739	1608	46.0
Virginia Tech	30	767	1688	45.4
Wake Forest	34	851	1880	45.3
Maryland	32	875	1952	44.8
Clemson	32	853	1955	43.6
Miami	34	825	1895	43.5
Virginia	30	703	1692	41.5

3FG% DEFENSE

Team	G	FG	Att.	Pct.
Duke	36	143	471	30.4
NC State	32	185	597	31.0
Virginia	30	189	578	32.7
North Carolina	31	200	605	33.1
Georgia Tech	28	166	483	34.4
Virginia Tech	30	183	525	34.9
Clemson	32	155	441	35.1
Wake Forest	34	264	743	35.5
Florida State	30	225	633	35.5
Maryland	32	244	665	36.7
Boston College	36	224	609	36.8
Miami	34	245	663	37.0

FREE THROW PCT.

Team	G	FTM	FTS	Pct.
Duke	36	689	905	76.1
NC State	32	509	678	75.1
Virginia	30	451	603	74.8
Maryland	32	600	821	73.1
North Carolina	31	519	733	70.8
Florida State	30	506	719	70.4
Miami	34	440	631	69.7
Boston College	36	562	833	67.5
Wake Forest	34	562	837	67.1
Georgia Tech	28	380	570	66.7
Virginia Tech	30	387	600	64.5
Clemson	32	434	703	61.7

BLOCKED SHOTS

Team	G	Blocks	PG
Maryland	32	191	6.0
Duke	36	202	5.6
NC State	32	150	4.7
Boston College	36	161	4.5
Clemson	32	141	4.4
Wake Forest	34	149	4.4
Virginia Tech	30	128	4.3
Georgia Tech	28	116	4.1
North Carolina	31	127	4.1
Miami	34	135	4.0
Virginia	30	109	3.6
Florida State	30	72	2.4

3-POINT FG%

Team	G	3FG	Att.	Pct.
Duke	36	274	709	38.6
Georgia Tech	28	154	399	38.6
Florida State	30	184	490	37.6
North Carolina	31	215	573	37.5
Maryland	32	155	415	37.3
NC State	32	288	777	37.1
Boston College	36	211	565	36.1
Wake Forest	34	218	605	36.0
Miami	34	218	625	34.9
Virginia	30	181	544	33.3
Virginia Tech	30	139	432	32.2
Clemson	32	238	740	32.2

STEALS

Team	G	Steals	PG
Clemson	32	352	11.0
Duke	36	337	9.4
Virginia Tech	30	273	9.1
Florida State	30	262	8.7
Georgia Tech	28	244	8.7
Maryland	32	258	8.1
North Carolina	31	242	7.8
NC State	32	233	7.3
Miami	34	241	7.1
Boston College	36	222	6.2
Wake Forest	34	193	5.7
Virginia	30	168	5.6

ACC HONORS

ALL-ACC FIRST TEAM

Tyler Hansbrough, Fr., North Carolina	*324
J.J. Redick, Sr., Duke	*324
Shelden Williams, Sr., Duke	*324
Craig Smith, Sr., Boston College	304
Sean Singletary, So., Virginia	262

FRESHMAN OF THE YEAR

Tyler Hansbrough, North Carolina

ALL-ACC SECOND TEAM

Al Thornton, Jr., Florida State	240
Guillermo Diaz, Jr., Miami	207
Justin Gray, Sr., Wake Forest	194
Jared Dudley, Jr., Boston College	176
David Noel, Sr., North Carolina	127

ALL-DEFENSIVE TEAM

Shelden Williams, Sr., Duke	*106
Vernon Hamilton, Jr., Clemson	91
Jamon Gordon, Jr., Virginia Tech	63
Cedric Simmons, So., NC State	57
Zabian Dowdell, Jr., Virginia Tech	37

Honorable Mention: Sean Dockery, Duke (32); D.J. Strawberry (28), Maryland.

ALL-ACC THIRD TEAM



ACC COMPOSITE SCHEDULE

TUESDAY, NOVEMBER 7

Hampton at Maryland ESPNU 8:30
2K Sports College Hoops Classic, College Park, Md

WEDNESDAY, NOVEMBER 8

Maryland in 2K Sports College Hoops Classic ESPN2 TBA
College Park, Md

FRIDAY, NOVEMBER 10

New Hampshire at Boston College 7:00
Wofford at NC State 7:00
Coppin State at Virginia Tech 7:30
Eaton at Georgia Tech 8:00
Clemson vs Arkansas State 9:00
Cox Communications Classic, Norfolk, Va

SATURDAY, NOVEMBER 11

James Madison at Wake Forest 2:00
Clemson vs Monmouth 6:30
Cox Communications Classic, Norfolk, Va
Florida International at Miami TBA

SUNDAY, NOVEMBER 12

Clemson vs. Old Dominion 4:30
Cox Communications Classic, Norfolk, Va
Florida A&M at Maryland CSN 7:00
Arizona at Virginia FSNS/FSN-FL/NESN 7:00
McNeese State at Florida State 7:30
Colonial Classic, Tallahassee, Fla
Columbia at Duke ESPNU 8:00
CBE Classic, Durham, N.C.

MONDAY, NOVEMBER 13

Vermont at Boston College 7:00
Duke in CBE Classic, Durham, N.C. ESPN2 7:00
Jackson State at Georgia Tech 7:00
Illinois State at Florida State TBA
Colonial Classic, Tallahassee, Fla

TUESDAY, NOVEMBER 14

Wake Forest at Bucknell 7:00
North Florida at Virginia Tech 7:00
North Carolina vs Sacred Heart ESPNU 7:00
NIT Tip-Off, Bobcat Arena, Charlotte, N.C.
Alcorn State at Miami 7:30
SMU at Florida State TBA
Colonial Classic, Tallahassee, Fla

WEDNESDAY, NOVEMBER 15

North Carolina in NIT ESPN 7:00
NIT Tip-Off, Bobcat Arena, Charlotte, N.C.
Furman at Clemson 7:30

THURSDAY, NOVEMBER 16

UNC-Greensboro at Duke 7:00
Georgia State at Georgia Tech 8:00
Maryland in 2K Sports College Hoops Classic ESPN2 TBA
Madison Square Garden, New York, N.Y.

FRIDAY, NOVEMBER 17

Appalachian State at Clemson 7:30
Elon at Wake Forest 8:00
Delaware State at NC State 8:00
Maryland in 2K Sports College Hoops Classic ESPN2 TBA
Madison Square Garden, New York, N.Y.
Miami in America Youth Classic TBA
Evansville, Ind

SATURDAY, NOVEMBER 18

Miami in America Youth Classic TBA
Evansville, Ind

KEY

CSN - Comcast Sports Net, CSS - College Sports South, ESPN-C - ESPN Classic, FSN-FL - Fox Sports Florida, FS-NW - Fox Sports Northwest, FSN - Fox Sports Net & Affiliates, FSNS - Fox Sports Net South, NESN - New England Sports Network, RSN - Regional Sports Network * denotes RJ-split • All Times Eastern

SUNDAY, NOVEMBER 19

Gardner-Webb at North Carolina FSNS/NESN 1:00
Morgan State at Virginia 3:00
New Orleans at Florida State 5:00
Miami in America Youth Classic TBA
Evansville, Indiana

MONDAY, NOVEMBER 20

Georgia Tech vs Purdue ESPN2 5:00
EA Sports Maui Invitational
Duke in CBE Classic ESPN2 7:00
Municipal Auditorium, Kansas City, Mo.
Winthrop at Maryland CSN 8:00

TUESDAY, NOVEMBER 21

Mississippi State at Clemson FSNS/FSN-FL 7:00
Valparaiso at NC State 7:00
Vanderbilt at Wake Forest FSNS/FSN-FL 9:00
Duke in CBE Classic ESPN2 TBA
Municipal Auditorium, Kansas City, Mo.
Georgia Tech in Maui Invit ESPN or ESPNU TBA

WEDNESDAY, NOVEMBER 22

Boston College at Providence 7:00
UNC Asheville at Virginia 7:00
North Carolina in NIT ESPN2 TBA
Madison Square Garden, New York, N.Y.
Georgia Tech in Maui Invit ESPN/ESPN2/ESPNU TBA

THURSDAY, NOVEMBER 23

Virginia Tech vs Western Michigan ESPN2 7:30
Old Spice Classic, Orlando, Fla

FRIDAY, NOVEMBER 24

High Point at Maryland CSN 1:30
Gardner-Webb at NC State 7:00
Charleston Southern at Clemson 7:30
Florida State at Pittsburgh in Colonial Classic 7:30
North Carolina in NIT ESPN/ESPN2 TBA
Madison Square Garden, New York, N.Y.
Virginia Tech in Old Spice Classic ESPN2 or ESPNU TBA

SATURDAY, NOVEMBER 25

Lafayette at Miami 1:00
Rhode Island at Boston College 2:00
Appalachian State at Wake Forest 2:00
Davidson at Duke FSNS 7:00

SUNDAY, NOVEMBER 26

UMES at Virginia 3:00
Virginia Tech in Old Spice Classic ESPN2 or ESPNU TBA

MONDAY, NOVEMBER 27

Michigan at NC State ESPN2 7:00

TUESDAY, NOVEMBER 28

Maryland at Illinois ESPN 7:00
Florida State at Wisconsin ESPN2 7:30
Penn State at Georgia Tech ESPNU 8:00
Indiana at Duke ESPN 9:00
Miami at Northwestern ESPN2 9:30

WEDNESDAY, NOVEMBER 29

Michigan State at Boston College ESPN 7:00
Iowa at Virginia Tech ESPNU 7:00
Virginia at Purdue ESPN2 7:30
Ohio State at North Carolina ESPN 9:00
Clemson at Minnesota ESPN2 9:30
Wake Forest at Air Force FSNS/CSN TBA

SATURDAY, DECEMBER 2

Kentucky at North Carolina CBS noon
Clemson at South Carolina FSNS/NESN 1:00
Georgia at Wake Forest 2:00
Georgetown at Duke ESPN2 7:00
Boston College at Massachusetts 7:00

SUNDAY, DECEMBER 3

NC State at Virginia FSN 3:30
Georgia Tech at Miami FSN 5:30
Florida at Florida State FSN 7:30

Virginia Tech vs. George Washington TV** TBA
BB&T Classic, Verizon Center, Washington, DC
Maryland vs. Notre Dame TV** TBA
BB&T Classic, Verizon Center, Washington, DC

TUESDAY, DECEMBER 5

Florida State at Stetson 7:00
Wofford at Clemson 7:30

WEDNESDAY, DECEMBER 6

Fairfield at Boston College 7:00
Holy Cross at Duke ESPN2 7:00
Old Dominion at Virginia Tech 7:00
NC State at West Virginia 7:00
Fordham at Maryland 8:00

THURSDAY, DECEMBER 7

Florida State at Georgia State FSNS/FSN-FL/CSN 7:00

SATURDAY, DECEMBER 9

George Mason at Duke ESPN noon
Lehigh at Miami 1:00
Savannah State at NC State (Reynolds Coliseum) 3:00
Georgia Tech at Vanderbilt ESPN2 5:00
High Point at North Carolina 7:00

SUNDAY, DECEMBER 10

SE Louisiana at Florida State FSN-FL 2:00
Appalachian State at Virginia Tech 2:00
Maryland at Boston College FSN 6:30

MONDAY, DECEMBER 11

Mississippi State at Miami FSN-FL 7:00

WEDNESDAY, DECEMBER 13

Missouri-Kansas City at Maryland 8:00
Wake Forest at DePaul FSNS/FSN-FL/NESN** TBA

SATURDAY, DECEMBER 16

UNC-Asheville at North Carolina FSN 2:00
Hampton at Virginia 2:00
Mount St. Mary's at NC State 3:30
Stetson at Miami FSN-FL 4:00

SUNDAY, DECEMBER 17

Sacred Heart at Boston College 1:00
Wake Forest at Virginia Tech FSN 5:30

MONDAY, DECEMBER 18

High Point at Florida State 7:00
Centenary at Georgia Tech 7:00

TUESDAY, DECEMBER 19

Virginia vs. Appalachian State 4:00
San Juan Shootout, San Juan, P.R.
Kent State at Duke ESPN 7:00
FAU at North Carolina ESPNU 7:00
Gardner-Webb at Wake Forest 7:00
Georgia Southern at Clemson 7:30

WEDNESDAY, DECEMBER 20

Alabama at NC State FSNS 6:30
Binghamton at Miami 7:30
Virginia in San Juan Shootout TBA
San Juan Shootout, San Juan, P.R.

THURSDAY, DECEMBER 21

Virginia Tech vs. Seton Hall ESPNU 6:30
Madison Square Garden, New York, N.Y.
Coastal Carolina at Florida State 7:00
Gonzaga vs. Duke ESPN2 9:00
Madison Square Garden, New York, N.Y.
Virginia in San Juan Shootout, San Juan, P.R. TBA

FRIDAY, DECEMBER 22

Georgia at Georgia Tech FSNS/FSN-FL/NESN 7:00
North Carolina at St. Louis ESPNU 7:00
Richmond at Wake Forest 7:00

SATURDAY, DECEMBER 23

Western Carolina at Clemson noon
American at Maryland CSN 1:00

2006-07 MARYLAND MEN'S BASKETBALL



1 TEAM

St. Peter's at Florida State		2:00
Boston College at Kansas	CBS	2:00
Miami at Louisville	ESPN	2:00
Campbell at Virginia Tech		7:00
NC State at Cincinnati	FSNS/FSN-FL/CSN**	TBA

THURSDAY, DECEMBER 28

Troy at Georgia Tech		2:00
Duquesne at Boston College		7:00
Rutgers at North Carolina	ESPN2	7:00
East Carolina at NC State	ESPNU	7:00
American at Virginia		7:30
Georgia at Clemson		7:30
Mount St. Mary's at Maryland		8:00

FRIDAY, DECEMBER 29

Wake Forest vs. South Florida	ESPN2	7:00
Providence vs. Florida State	FSNS/FSN-FL	9:30
St. Pete's Times Forum, Tampa, Fla.		

SATURDAY, DECEMBER 30

UNC-Wilmington at NC State	ESPNU	noon
Miami vs. Nebraska	FSN-FL	6:00
Orange Bowl Classic, Sunnise, Fla.		
Virginia Tech at Marshall	TV**	7:00
St. Francis (PA) at Georgia Tech		8:00

SUNDAY, DECEMBER 31

San Jose State at Duke	FSN	1:00
Siena at Maryland		1:00
Georgia State at Clemson		2:00
Dayton at North Carolina	FSN	3:00
Northeastern at Boston College		4:00

TUESDAY, JANUARY 2

Temple at Duke	ESPN2	7:00
UNC-Greensboro at NC State	ESPNU	7:00
Miami at Massachusetts	CSTV	7:00
East Carolina at Wake Forest		7:00

WEDNESDAY, JANUARY 3

Yale at Boston College		7:00
Clemson at Florida State		7:00
Winston-Salem State at Georgia Tech		7:00
Richmond at Virginia Tech		7:00
Penn. at North Carolina	ESPN	8:00
Gonzaga at Virginia	ESPN2	9:00

THURSDAY, JANUARY 4

Iona at Maryland		8:00
------------------	--	------

SATURDAY, JANUARY 6

Virginia Tech at Duke	ESPN	noon
Boston College at NC State	RLF	2:00
Georgia Tech at Clemson	RSN	4:00
Wake Forest at Miami		7:30

SUNDAY, JANUARY 7

Stanford at Virginia	FSN	5:00
Florida State at North Carolina	FSN	7:00

TUESDAY, JANUARY 9

Clemson at NC State	RSN	7:00
Boston College at Wake Forest	RSN	9:00

WEDNESDAY, JANUARY 10

Duke at Georgia Tech	ESPN	7:00
Virginia Tech at UNC-Greensboro	FSNS/NESN	7:00
Greensboro (N.C.) Coliseum		
Miami at Maryland	RLF#	9:00
Virginia at North Carolina	RLF#	9:00

SATURDAY, JANUARY 13

NC State at Wake Forest	RLF	noon
Florida State at Georgia Tech		2:00
Virginia at Boston College	RLF	2:00
Clemson at Maryland	ESPNU	2:00
North Carolina at Virginia Tech	ABC	3:30

SUNDAY, JANUARY 14

Duke at Miami	FSN	5:30
---------------	-----	------

TUESDAY, JANUARY 16

Miami at Boston College	RLF#	8:00
Maryland at Virginia	RLF#	8:00

WEDNESDAY, JANUARY 17

North Carolina at Clemson	ESPN	7:00
Virginia Tech at Florida State		7:00

THURSDAY, JANUARY 18

Wake Forest at Duke	ESPN	7:00
---------------------	------	------

SATURDAY, JANUARY 20

Boston College at Clemson	RLF	noon
Miami at Florida State	RLF	2:00
Duke at NC State	ABC	3:30
Georgia Tech at North Carolina	ESPN	9:00

SUNDAY, JANUARY 21

Wake Forest at Virginia	RLF	1:00
Maryland at Virginia Tech	FSN	7:30

TUESDAY, JANUARY 23

Florida State at Boston College	RSN	7:00
Virginia Tech at Miami	RSN	9:00

WEDNESDAY, JANUARY 24

North Carolina at Wake Forest	ESPN	7:00
Georgia Tech at Maryland	RLF#	9:00
Virginia at NC State	RLF#	9:00

THURSDAY, JANUARY 25

Clemson at Duke	ESPN	7:00
-----------------	------	------

SATURDAY, JANUARY 27

North Carolina at Arizona	CBS	1:00
Wake Forest at Florida State	RLF	4:00

SUNDAY, JANUARY 28

Virginia at Clemson	RLF	1:00
Virginia Tech at Georgia Tech	FSN	3:30
Boston College at Duke	FSN	5:30

TUESDAY, JANUARY 30

Maryland at Florida State	RLF#	8:00
Georgia Tech at Wake Forest	RLF#	8:00

WEDNESDAY, JANUARY 31

Hartford at Boston College	NESN	7:00
Miami at North Carolina	ESPN	7:00
NC State at Virginia Tech	RSN	9:00

THURSDAY, FEBRUARY 1

Duke at Virginia	ESPN	9:00
------------------	------	------

SATURDAY, FEBRUARY 3

Virginia Tech at Boston College	RLF#	1:00
Clemson at Georgia Tech	RLF#	1:00
North Carolina at NC State	ABC	3:30
Miami at Virginia		7:00
Maryland at Wake Forest	RLF	8:00

SUNDAY, FEBRUARY 4

Florida State at Duke	FSN	2:00
-----------------------	-----	------

TUESDAY, FEBRUARY 6

NC State at Georgia Tech	RSN	7:00
Winston-Salem State at Wake Forest		7:00
Virginia at Maryland	RSN	9:00

WEDNESDAY, FEBRUARY 7

Florida State at Clemson		7:30
Boston College at Miami		7:30
North Carolina at Duke	RLF/ESPN	9:00

SATURDAY, FEBRUARY 10

Wake Forest at North Carolina	RLF	1:30
NC State at Miami	RLF#	4:00
Virginia at Virginia Tech	RLF#	4:00

SUNDAY, FEBRUARY 11

UConn vs. Georgia Tech	CBS	1:00
Boston College at Florida State	FSN	3:00
Duke at Maryland	FSN	5:00

TUESDAY, FEBRUARY 13

Longwood at Virginia		7:00
Georgia Tech at Florida State	RLF#	8:00
Virginia Tech at North Carolina	RLF#	8:00

WEDNESDAY, FEBRUARY 14

Maryland at NC State	ESPN2	7:00
Clemson at Wake Forest	ESPNU	7:00
Duke at Boston College	ESPN	9:00

SATURDAY, FEBRUARY 17

Florida State at Virginia	RLF#	1:00
Miami at Wake Forest	RLF#	1:00
North Carolina at Boston College	ESPN	9:00

SUNDAY, FEBRUARY 18

Georgia Tech at Duke	CBS	1:00
Maryland at Clemson	RLF#	4:00
Virginia Tech at NC State	RLF#	4:00

WEDNESDAY, FEBRUARY 21

Wake Forest at Georgia Tech	ESPNU	7:00
Boston College at Virginia Tech	ESPN	7:00
Virginia at Miami		7:30
Florida State at Maryland	RLF#	9:00
NC State at North Carolina	RLF#	9:00

THURSDAY, FEBRUARY 22

Duke at Clemson	ESPN	9:00
-----------------	------	------

SATURDAY, FEBRUARY 24

Miami at Virginia Tech	RSN	noon
Clemson at Boston College	RLF#	1:00
NC State at Florida State	RLF#	1:00
Georgia Tech at Virginia	ABC	3:30

SUNDAY, FEBRUARY 25

Duke at St. John's	CBS	2:00
Madison Square Garden, New York, N.Y.		
North Carolina at Maryland	FSN	5:30

WEDNESDAY, FEBRUARY 28

Miami at Clemson		7:30
Maryland at Duke	ESPN	9:00
Wake Forest at NC State	ESPNU	9:00

THURSDAY, MARCH 1

Virginia Tech at Virginia	ESPN	7:00
North Carolina at Georgia Tech	RLF/ESPN	9:00

SATURDAY, MARCH 3

Florida State at Miami	RSN	noon
Virginia at Wake Forest	RLF	1:00
NC State at Maryland	ABC	3:30

SUNDAY, MARCH 4

Clemson at Virginia Tech	RLF	1:00
Boston College at Georgia Tech	FSN	3:00
Duke at North Carolina	CBS	4:00

54TH ANNUAL ACC TOURNAMENT

ST. PETE TIMES FORUM, TAMPA, FLORIDA

FIRST ROUND - THURSDAY, MARCH 8

Game 1 (#8 vs. #9)	RLF	12:00
Game 2 (#5 vs. #12)	RLF	2:00
Game 3 (#7 vs. #10)	ESPN2	7:00
Game 4 (#6 vs. #11)	RLF	9:00

QUARTERFINALS - FRIDAY, MARCH 9

Game 5 (#1 vs. 8/9 winner)	RLF/ESPN2	12:00
Game 6 (#4 vs. 5/12 winner)	RLF/ESPN2	2:00
Game 7 (#2 vs. 7/10 winner)	RLF/ESPN2	7:00
Game 8 (#3 vs. 6/11 winner)	RLF/ESPN2	9:00

SEMIFINALS - SATURDAY, MARCH 10

Game 9 (game 5 & 6 winners)	RLF/ESPN	1:30
Game 10 (game 7 & 8 winners)	RLF/ESPN	3:30

FINALS - SUNDAY, MARCH 11

Game 11 (championship game)	RLF/ESPN	1:00
-----------------------------	----------	------



AMERICAN EAGLES



Jeff Jones



DEC. 23, 2006
COLLEGE PARK, MD.



Andre Ingram

GENERAL INFORMATION

Location: Washington, D.C.
Enrollment: 5,294
Founded: 1893
Colors: AU Red, White, and Blue
Conference: Patriot League
Nickname: Eagles
Home Arena: Bender Arena (4,500)
President: Dr. Neil Kerwin
Athletics Director: Dr. Joni Comstock

COACHING STAFF

Head Coach: Jeff Jones (Virginia '82)
Career Record/Yrs: 234-191/7
Best Time to Reach: Contact SID
Office Phone: (202) 885-3010
Assistant Coaches: Kieran Donohue (Virginia '97), Jason Willford (Virginia '95), Greg Lyons (Virginia '01)

2005-06

Overall Record: 12-17
Conference Record: 7-7 / 4th (Patriot)
Final Rankings: None
Postseason: None

MEDIA SERVICES

Basketball SID: Anthony Wilson
Office Phone: (202) 885-3079
Mobile Phone: (202) 531-0162
E-Mail: adubs@american.edu
Office Fax: (202) 885-3033
Press Row Phone: (202) 885-8232
Website: www.AUEagles.com

SERIES INFORMATION

Series Record: Maryland leads, 13-1
Last Meeting: Maryland won, 81-55, on 12/23/05
(College Park)

2006-07 ROSTER

No.	Player	Pos.	Ht.	Wt.	Yr.	Hometown	PPG	RPG	APG
0	Sekou Lewis	F	6-5	180	Sr.	Cleveland, OH	1.5	1.3	0.5
3	Derrick Mercer	G	5-9	160	So.	Jersey City, N.J.	7.6	2.7	3.8
4	Brayden Bilbe	C	6-10	235	Sr.	Mercer Island, Wash.	8.1	4.8	0.9
5	Gamson Carr	G	5-11	155	So.	Bellevue, Wash.	4.8	0.9	0.6
13	Paulius Jonelunas	C	6-11	240	Sr.	Vilnius, Lithuania	6.3	3.8	0.6
14	Bnan Gilmore	F	6-8	210	So.	Chesapeake, Va.	2.0	2.4	0.4
15	Gary Gams	F	6-5	190	So.	Ledgewood, N.J.	1.2	0.7	0.0
20	Andre Ingram	G	6-3	190	Sr.	Richmond, Va.	12.0	4.7	1.8
21	Anydas Eitutavicius	G	6-2	190	Sr.	Klaipeda, Lithuania	10.2	2.0	1.8
25	Romone Penny	G	5-11	150	Jr.	Minneapolis, Minn.	0.0	0.4	0.2
32	Cornelio Guibunda	F	6-9	227	Jr.	Maputo, Mozambique	-	-	-
34	Travis Lay	F	6-5	210	Jr.	Rockville, Md.	2.4	2.5	0.4
43	Linas Lekavicius	G	5-11	185	Sr.	Silale, Lithuania	6.9	3.0	2.7
44	Jordan Nichols	G	6-5	210	So.	Glen Dale, Md.	4.4	4.4	0.2

BOSTON COLLEGE EAGLES



Al Skinner



DEC. 10, 2006
CHESTNUT HILL, MASS.



Jared Dudley

GENERAL INFORMATION

Location: Chestnut Hill, Mass.
Enrollment: 14,500
Founded: 1863
Colors: Maroon and Gold
Conference: Atlantic Coast
Nickname: Eagles
Home Arena: Silvio O. Conte Forum (8,606)
President: Rev. William P. Leahy, S.J.
Athletics Director: Gene DeFilippo

COACHING STAFF

Head Coach: Al Skinner (Massachusetts '74)
Career Record/Yrs: 313-234/18
Best Time to Reach: Contact SID
Office Phone: 617-552-3006
Assistant Coaches: Pat Duquette (Williams '93), Bonzie Colson (Rhode Island '90), Mo Cassara (St. Lawrence '97)

2005-06

Overall Record: 28-8
Conference Record: 11-5 / Third in ACC
Final Rankings: None
Postseason: 2-1, Lost to Villanova, 60-59 (ot) in NCAA Regional Semis

MEDIA SERVICES

Basketball SID: Dick Kelley
Office Phone: 617-552-3039
Mobile Phone: 617-393-1798
E-Mail: kellyn@bc.edu
Office Fax: 617-552-4903
Press Row Phone: 617-552-8989
Website: www.bceagles.com

SERIES INFORMATION

Series Record: Maryland leads, 4-2
Last Meeting: Boston College won, 80-66, on 3/10/06
(Greensboro, N.C.)

2006-07 ROSTER

No.	Player	Pos.	Ht.	Wt.	Yr.	Hometown	PPG	RPG	APG
00	Marques Haynes	G	6-3	185	So.	Irving, Texas	2.5	0.8	0.9
3	Jared Dudley	F	6-7	225	Sr.	San Diego, Calif.	16.7	6.6	3.1
4	Tyrese Rice	G	6-0	183	So.	Richmond, Va.	9.3	2.5	2.5
5	Akida McLain	F	6-8	220	Jr.	Pittsburgh, Pa.	4.2	2.7	0.3
13	Daye Kaba	G	6-4	200	Fr.	Ridge, N.Y.	-	-	-
21	Tyler Neville	G	6-3	200	Sr.	Ridgewood, N.J.	0.8	0.4	0.1
22	Tyler Roche	F	6-7	208	Fr.	Hooksett, N.H.	-	-	-
23	Sean Marshall	G	6-6	212	Sr.	Rialto, Calif.	11.1	3.9	2.3
32	John Datas	C	6-10	255	Jr.	Harriman, N.Y.	3.4	2.5	0.6
34	Shaman Spears	F	6-6	245	Fr.	Salisbury, N.C.	-	-	-
44	Tyrelle Blair	C	6-11	230	Jr.	Monticello, Fla.	-	-	-
51	Sean Williams	C	6-10	235	Jr.	Houston, Texas	3.1	3.4	0.3

2006-07 MARYLAND MEN'S BASKETBALL

1 TEAM

CLEMSON TIGERS



Oliver Purnell



**JAN. 13, 2007
COLLEGE PARK, MD.**

**FEB. 18, 2007
CLEMSON, S.C.**

GENERAL INFORMATION

Location: Clemson, S.C.
Enrollment: 17,165
Founded: 1889
Colors: Burnt Orange and Northwest Purple
Conference: Atlantic Coast Conference
Nickname: Tigers
Home Arena: Littlejohn Coliseum
President: James F. Barker
Athletics Director: Dr. Terry Don Phillips

COACHING STAFF

Head Coach: Oliver Purnell (Old Dominion '75)
Career Record/Yrs: 301-238/19
Best Time to Reach: Contact SID
Office Phone: (864) 656-1954
Assistant Coaches: Ron Bradley (Eastern Nazarene '74), Frank Smith (Old Dominion '88), Shaka Smart (Kenyon College '99)

2005-06

Overall Record: 19-13
Conference Record: 7-9
Final Rankings: None
Postseason: 1-1, Lost to Louisville, 74-68 in NIT
Second Round

MEDIA SERVICES

Basketball SID: Tim Bourret
Office Phone: (864) 656-2114
Home Phone: (864) 888-3490
E-Mail: tbmoth@clemson.edu
Office Fax: (864) 656-0299
Press Row Phone: (864) 654-3326
Website: www.clemsonigers.com

SERIES INFORMATION

Series Record: Maryland leads, 84-45
Last Meeting: Clemson won, 89-77, on 2/14/06 (Clemson)

2006-07 ROSTER

No.	Player	Pos	Ht.	Wt.	Yr	Hometown	PPG	RPG	APG
1	K.C. Rivers	G	6-5	210	So.	Charlotte, N.C.	7.1	4.8	1.8
3	Vernon Hamilton	G	6-0	195	Sr.	Richmond, Va.	12.0	3.2	2.9
11	A.J. Tyler	F	6-9	210	Fr.	Palm Harbor, Fla.	-	-	-
12	Raymond Sykes	F	6-9	205	So.	Jacksonville, Fla.	1.1	1.1	0.0
15	David Potter	G/F	6-6	180	Fr.	Severn, Md.	-	-	-
24	Matt Morns	G	6-5	207	Jr.	Georgetown, S.C.	1.8	0.0	0.1
25	Cliff Hammonds	G	6-3	197	Jr.	Cairo, Ga.	10.1	3.4	3.3
32	Sam Perry	F	6-5	208	Jr.	Greenville, S.C.	6.3	3.0	1.0
35	Trevor Booker	F	6-7	215	Fr.	Whitmire, S.C.	-	-	-
40	James Mays	F/C	6-9	225	Jr.	Gamer, N.C.	9.2	7.6	0.5
42	Julius Powell	F	6-7	208	So.	Newton, N.C.	5.5	2.7	0.7
44	Jesse Yanutola	F	6-4	200	Jr.	Tega Cay, S.C.	0.5	1.0	0.0
55	Karolis Petrukonis	C	6-11	260	Fr.	Trakai, Lithuania	-	-	-

DUKE BLUE DEVILS



Mike Krzyzewski



**FEB. 11, 2007
COLLEGE PARK, MD.**

**FEB. 28, 2007
DURHAM, N.C.**



Josh McRoberts

GENERAL INFORMATION

Location: Durham, N.C.
Enrollment: 6,244
Founded: 1838
Colors: Royal Blue and White
Conference: Atlantic Coast
Nickname: Blue Devils
Home Arena: Cameron Indoor Stadium (9,314)
President: Dr. Richard H. Brodhead
Athletics Director: Joe Alleva

COACHING STAFF

Head Coach: Mike Krzyzewski (Army '69)
Career Record: 753-250/26
Best Time to Reach: ACC Teleconference
Office Phone: 919-613-7500
Assistant Coaches: Johnny Dawkins (Duke '86), Steve Wojciechowski (Duke '98), Chris Collins (Duke '96)

2005-06

Overall Record: 32-4
Conference Record: 14-2 / 1st in ACC
Final Rankings: 1 (AP); 7 (ESPN/ USA TODAY)
Postseason: 2-1, Lost NCAA Sweet 16 to Louisiana State, 62-54

MEDIA SERVICES

Basketball SID: Jon Jackson
Office Phone: 919-684-2633
Home Phone: 919-450-0887
Office Fax: 919-684-2489
Press Row Phone: 919-684-6186
Website: www.goduke.com

SERIES INFORMATION

Series Record: Duke leads, 101-58
Last Meeting: Duke won, 96-88, on 2/11/06 (College Park)

2006-07 ROSTER

No.	Player	Pos.	Ht.	Wt.	Yr.	Hometown	PPG	RPG	APG
2	Josh McRoberts	F/C	6-10	230	So.	Carmel, Ind.	8.7	5.3	1.5
3	Greg Paulus	G	6-1	185	So.	Syracuse, N.Y.	6.7	2.8	5.2
5	Martynas Pocius	G/F	6-4	185	So.	Lithuania	1.5	0.3	0.5
12	Jordan Davidson	G	6-1	180	So.	Melbourne, Ark.	0.3	0.1	0.0
14	David McClure	F	6-6	205	Jr.	Ridgefield, Conn.	-	-	-
15	Gerald Henderson	G	6-5	215	Fr.	Menon, Pa.	-	-	-
21	DeMarcus Nelson	G	6-3	195	Jr.	Elk Grove, Calif.	7.1	3.4	2.2
30	Jon Scheyer	G	6-5	180	Fr.	Northbrook, Ill.	-	-	-
34	Jamal Boykin	F	6-7	230	So.	Los Angeles, Calif.	1.0	0.8	0.1
42	Lance Thomas	F	6-9	220	Fr.	Newark, N.J.	-	-	-
45	Joe Pagiucca	G	6-2	185	Sr.	Weston, Mass.	0.0	0.0	0.0
55	Bnan Zoubek	C	7-0	230	Fr.	Haddonfield, N.J.	-	-	-



FLORIDA STATE SEMINOLES



Leonard Hamilton



JAN. 30, 2007
TALLAHASSEE, FLA.

FEB. 21, 2007
COLLEGE PARK, MD.



Al Thornton

GENERAL INFORMATION

Location: Tallahassee, Fla.
Location: Tallahassee, Fla.
Enrollment: 39,652
Founded: 1851
Colors: Garnet and Gold
Conference: Atlantic Coast
Nickname: Seminoles
Home Arena: Donald L. Tucker Center (12,100)
President: Dr. T.K. Wetherell
Athletics Director: Dave Hart, Jr.

COACHING STAFF

Head Coach: Leonard Hamilton (Tennessee-Martin '71)
Career Record/Yrs: 265-268/17
Best Time to Reach: Contact SID
Office Phone: 850-644-1461
Assistant Coaches: Stan Jones (Memphis '84), Andy Enfield (Johns Hopkins '91), Tim Carter (Kansas '79), Jacob Ridenhour (Auburn '92)

2005-06

Overall Record: 20-10
Conference Record: 9-7 / 5th in ACC
Final Rankings: None
Postseason: None

MEDIA SERVICES

Basketball SID: Rob Wilson
Office Phone: 850-644-1403
Home Phone: 850-894-5801
Office Fax: 850-644-3820
Press Row Phone: 850-224-8790
Website: www.seminoles.com

SERIES INFORMATION

Series Record: Maryland leads, 23-6
Last Meeting: Maryland won, 90-88 (ot) on 12/19/04 (College Park)

2006-07 ROSTER

No.	Player	Pos.	Ht.	Wt.	Yr.	Hometown	PPG	RPG	APG
3	Isaiah Swann	G	6-1	203	Jr.	Germantown, Md.	8.4	2.1	2.1
5	Josue Soto	G	6-0	165	Fr.	Jacksonville, Fla.	-	-	-
10	Ralph Mims	G	6-2	210	Jr.	Pensacola, Fla.	2.8	1.2	1.7
11	Jerel Allen	G	6-4	192	Sr.	Detroit, Mich.	3.3	1.4	0.6
12	Al Thornton	F	6-8	220	Sr.	Perry, Ga.	16.1	6.9	1.2
15	Casaan Breedon	F	6-8	200	So.	Bennettsville, S.C.	2.8	1.2	0.3
20	Aaron Holmes	G	6-5	180	Fr.	St. Petersburg, Fla.	-	-	-
23	Toney Douglas	G	6-1	196	So.	Jonesboro, Ga.	-	-	-
25	Jason Rich	G	6-3	200	Jr.	Pensacola, Fla.	10.0	3.1	1.6
31	Brian Hoff	G	6-6	192	So.	Jacksonville, Fla.	1.5	0.5	0.0
33	Matt Zitani	F	6-7	227	Sr.	Port St. Lucie, Fla.	1.5	0.3	0.0
41	Uche Echefu	F	6-9	220	So.	Lagos, Nigeria	2.3	1.4	0.2
42	Ryan Reid	F	6-8	232	Fr.	Lauderdale Lakes, Fla.	-	-	-

FORDHAM RAMS



Derek Whittenberg



DEC. 6, 2006
COLLEGE PARK, MD.



Bryant Dunston

GENERAL INFORMATION

Location: Bronx, NY
Enrollment: 8,477
Founded: 1841
Colors: Maroon and White
Conference: Atlantic 10
Nickname: Rams
Home Arena: Rose Hill Gym (3,200)
President: Joseph M. McShane, S.J.
Athletics Director: Frank McLaughlin

COACHING STAFF

Head Coach: Derek Whittenberg (N.C. State '84)
Career Record/Yrs: 102-104/7
Best Time to Reach: Contact SID
Office Phone: 718-817-4245
Assistant Coaches: Travis Lyons (Manhattan '98), Alex Groothuis (Syracuse '95), Steve Treffiletti (Kenne State '03)

2005-06

Overall Record: 16-16
Conference Record: 9-7 / Fifth in A10
Final Rankings: None
Postseason: None

MEDIA SERVICES

Basketball SID: Joe DiBari
Office Phone: 718-817-4240
E-Mail: diban@fordham.edu
Office Fax: 718-817-4244
Press Row Phone: 718-817-2736
Website: www.fordhamsports.com

SERIES INFORMATION

Series Record: Maryland leads, 7-1
Last Meeting: Maryland won, 81-56, on 12/20/05 (College Park)

2006-07 ROSTER

No.	Player	Pos.	Ht.	Wt.	Yr.	Hometown	PPG	RPG	APG
1	Marcus Stout	G	6-4	195	Jr.	Southfield, Mich.	13.0	3.0	2.8
5	David Boykin	G	6-2	180	Fr.	White Plains, N.Y.	-	-	-
10	Dan Landisch	F	6-6	215	Fr.	Milwaukee, Wis.	-	-	-
13	Ryan Munson	F	6-5	220	Fr.	Berryville, Va.	-	-	-
14	Kevin Anderson	G	6-3	185	Jr.	Westerville, Ohio	3.3	2.3	2.2
21	Michael Binns	F	6-7	225	Jr.	Aurora, Ill.	5.6	4.2	0.5
22	Demetrius Phillips	F	6-8	212	So.	Baltimore, Md.	1.0	0.7	0.1
24	Brenton Butler	G	6-2	180	Fr.	Norcross, Ga.	-	-	-
25	Jon Giacobbe	G	5-11	170	Sr.	Flushing, N.Y.	0.3	0.0	0.0
30	Sebastian Greene	F	6-8	188	Jr.	Klein-Gerard, Germany	4.3	3.3	0.5
31	Dominic Osei	F	6-5	215	Sr.	Brooklyn, N.Y.	-	-	-
34	Dan Blaine	F	6-5	210	Sr.	Alexandria, Va.	0.0	0.0	0.0
42	Bryant Dunston	F	6-8	233	Jr.	Queens, N.Y.	16.1	7.6	1.6
44	Luke Devine	F	6-10	239	So.	Wakefield, R.I.	-	-	-
50	Chns Bethel	F	6-5	210	So.	Bronx, N.Y.	2.6	0.6	0.1

1 TEAM

**GEORGIA TECH
YELLOW JACKETS**



Paul Hewitt



**JAN. 24, 2007
COLLEGE PARK, MD.**



Theodis Tarver

GENERAL INFORMATION

Location: Atlanta, Ga.
Enrollment: 16,000
Founded: 1885
Colors: Old Gold and White
Conference: Atlantic Coast
Nickname: Yellow Jackets, Rambling Wreck
Home Arena: Alexander Memorial Coliseum (9,191)
President: Dr. G. Wayne Clough
Athletics Director: Dan Radakovich

COACHING STAFF

Head Coach: Paul Hewitt (St. John Fisher '85)
Career Record/Yrs: 173-110/9
Best Time to Reach: Contact SID
Office Phone: 404-894-5425
Assistant Coaches: John O'Connor (Penn State '83),
Charlton Young (Georgia Southern '94), Peter Zaharis (New York Univ. '87)

2005-06

Overall Record: 11-17
Conference Record: 4-12 / 11th (ACC)
Final Rankings: None
Postseason: None

MEDIA SERVICES

Basketball SID: Mike Stamus
Office Phone: 404-894-5445
Home Phone: 404-218-9723
E-Mail: mike.stamus@glaa.gatech.edu
Office Fax: 404-894-1248
Press Row Phone: 404-894-5458
Website: www.ramblinwreck.com

SERIES INFORMATION

Series Record: Georgia Tech Leads, 33-33
Last Meeting: Maryland won, 82-64, on 3/09/06 (Greensboro)

2006-07 ROSTER

No.	Player	Pos.	Ht.	Wt.	Yr.	Hometown	PPG	RPG	APG
0	Lewis Clinch	G	6-3	200	So.	Cordele, Ga.	8.9	2.8	2.1
1	Javans Crittendon	G	6-4	200	Fr.	Atlanta, Ga.	-	-	-
2	Matt Causey	G	6-0	187	Sr.	Gainesville, Ga.	-	-	-
4	Ra'Sean Dickey	C	6-9	250	Jr.	Clio, S.C.	13.2	6.8	0.6
5	Mano West	G	6-4	215	Sr.	Douglasville, Ga.	5.2	2.6	2.1
11	Mouhammad Faye	F	6-8	205	Fr.	Dakar, Senegal	-	-	-
12	Paco Diaw	G	6-6	185	So.	Dakar, Senegal	0.9	0.9	0.8
13	D'Andre Bell	G/F	6-5	210	So.	Los Angeles, Calif.	3.9	2.0	1.4
14	Ty Anderson	G	6-3	198	Fr.	Watkinsville, Ga.	-	-	-
23	Anthony Morrow	G	6-5	210	Jr.	Charlotte, N.C.	16.0	4.5	1.6
32	Jeremis Smith	F	6-7	232	Jr.	Fort Worth, Texas	11.0	8.2	1.7
33	Thaddeus Young	F	6-8	215	Fr.	Memphis, Tenn.	-	-	-
34	Brad Sheehan	C	6-10	223	Fr.	Latham, N.Y.	-	-	-
35	Zach Peacock	F	6-7	235	Fr.	Miami, Fla.	-	-	-
44	Alade Aminu	F/C	6-9	225	So.	Stone Mountain, Ga.	2.4	1.8	0.2

HAMPTON PIRATES



Kevin Nickelberry



**NOV. 7, 2006
COLLEGE PARK, MD.**



Rashad West

2K SPORTS COLLEGE HOOPS CLASSIC

GENERAL INFORMATION

Location: Hampton, Va.
Enrollment: 6,156
Founded: 1868
Colors: Royal Blue and White
Conference: Mid-Eastern (MEAC)
Nickname: Pirates
Home Arena: Convocation Center (7,200)
President: Father Robert J. Spitzer, S.J.
Athletics Director: Dr. William R. Harvey

COACHING STAFF

Head Coach: Kevin Nickelberry (Va. Wesleyan '86)
Career Record/Yrs: First Season
Best Time to Reach: Contact SID
Office Phone: 757-727-5757
Assistant Coaches: Ed Custodio (St. Francis College '98), Edward Joyner, Jr. (Johnson C. Smith '95), Brian Merritt (Towson '03)

2005-06

Overall Record: 16-16
Conference Record: 10-8
Final Rankings: None
Postseason: 0-1, Lost to Monmouth, 71-49, in NCAA First Round

MEDIA SERVICES

Basketball SID: Jamar Ross
Office Phone: 757-727-5757
Mobile Phone: 757-871-9475
E-Mail: jamar.ross@hampton.edu
Office Fax: 757-728-6889
Press Row Phone: 757-728-6889
Website: www.hamptonpirates.com

SERIES INFORMATION

Series Record: Maryland Leads, 1-0
Last Meeting: Maryland won, 108-58, on 1/8/03

2006-07 ROSTER

No.	Player	Pos.	Ht.	Wt.	Yr.	Hometown	PPG	RPG	APG
1	Matthew Pilgmn	F	6-8	225	Fr.	Cincinnati, Ohio	-	-	-
2	Vincent Simpson	G	6-1	170	Fr.	Upper Darby, Pa.	-	-	-
3	Rashad West	G	6-1	175	Jr.	Raleigh, N.C.	10.1	1.9	1.8
11	Oluwaseyi Oseni	C	6-10	245	Fr.	West Hartford, Conn.	-	-	-
12	Theo Smalling	F	6-7	220	Fr.	Tampa, Fla.	-	-	-
14	Demano Mattox	G	6-3	180	So.	Rocky Mount, Va.	1.3	1.6	0.7
15	Adnan Woodard	F	6-4	200	Jr.	Sanford, N.C.	4.4	4.1	0.9
20	Lionel Pehoua	F	6-5	230	Jr.	Germantown, Md.	3.4	3.1	0.1
21	Mike Freeman	F	6-8	220	Fr.	Ft. Belvoir, Va.	-	-	-
32	John Ntoko	G	6-3	208	Fr.	Greenbelt, Md.	-	-	-
33	Junior Pehoua	G	6-6	210	Sr.	Germantown, Md.	4.0	1.7	0.4
50	Kevin Clark	F	6-7	190	So.	Charlotte, N.C.	0.9	1.6	0.1



HIGH POINT PANTHERS



Bart Lundy



NOV. 24, 2006
COLLEGE PARK, MD.



Arizona Reid

GENERAL INFORMATION

Location: High Point, N.C.
Enrollment: 3,100
Founded: 1924
Colors: Purple and White
Conference: Big South
Nickname: Panthers
Home Arena: Millis Athletic Center (2,565)
President: Dr. Nido Qubein
Athletics Director: Dr. Woody Gibson

COACHING STAFF

Head Coach: Bart Lundy (Winthrop '93)
Career Record/Yrs.: 163-83/9
Best Time to Reach: Contact SID
Office Phone: 336-841-9181
Assistant Coaches: Josh Schertz (Florida Atlantic '00), Don Burgess (Radford '95), Brian MacDonald (Florida Atlantic '05)

2005-06

Overall Record: 16-13
Conference Record: 8-8
Final Rankings: None
Postseason: 0-1; Lost to Winthrop, 77-65, Big South semifinals

MEDIA SERVICES

Basketball SID: Brian Morgan
Office Phone: 336-841-4605
Mobile Phone: 336-848-7932
E-Mail: bmorgan@highpoint.edu
Office Fax: 336-841-9182
Press Row Phone: 336-841-4638
Website: www.highpointpanthers.com

SERIES INFORMATION

Series Records: First Meeting

2006-07 ROSTER

No.	Player	Pos.	Ht.	Wt.	Yr.	Hometown	PPG	RPG	APG
1	Mike Jefferson	G	5-10	190	Jr.	Kansas City, Mo	8.1	2.2	3.2
2	Jerald Minnis	F	6-7	235	Jr.	Miami, Fla	3.1	2.8	0.2
3	Melvin Crowder	G/F	6-4	200	So.	Charlotte, N.C.	2.9	1.5	0.6
4	Eugene Harris	G	6-2	175	Fr.	Pittsburgh, Pa.	-	-	-
10	Landon Quick	G	6-1	175	Sr.	High Point, N.C.	5.2	2.3	3.7
11	Tim Burns	G	6-0	165	Fr.	Franklinville, N.J.	-	-	-
12	Brandon Shepherd	G	6-0	165	Fr.	Monroe, N.C.	-	-	-
14	Kyle Witek	G	6-1	175	Jr.	Brevard, N.C.	0.6	0.5	0.0
20	Matt Boswell	F	6-7	200	Fr.	Piedmont, S.C.	-	-	-
22	Mike Davidson	G	6-2	170	So.	Concord, N.C.	0.4	0.3	0.1
24	Troy Bowen	G/F	6-4	205	So.	Nashua, N.H.	4.6	1.6	0.9
30	Arizona Reid	G	6-5	205	Jr.	Gaffney, S.C.	18.3	8.9	1.7
31	Josh Lamons	F	6-8	220	So.	Miami, Fla	1.5	0.8	0.1
33	Joey Taylor	F	6-8	220	Fr.	Leeds, Ala.	-	-	-
50	Cruz Daniels	F/C	6-11	215	Fr.	Clearwater, Fla.	-	-	-

ILLINOIS FIGHTING ILLINI



Bruce Webber



NOV. 28, 2006
CHAMPAIGN, ILL.



Jamar Smith

ACC/BIG TEN CHALLENGE

GENERAL INFORMATION

Location: Urbana-Champaign, Ill.
Enrollment: 38,000
Founded: 1867
Colors: Orange and Blue
Conference: Big Ten
Nickname: Fighting Illini
Home Arena: Assembly Hall (16,618)
President: B. Joseph White
Athletic Director: Ron Guenther

COACHING STAFF

Head Coach: Bruce Weber
Career Record/Yrs.: 192-70/8
Best Time to Reach: Contact SID
Office Phone: 217-333-3400
Assistant Coaches: Wayne McClain (Bradley '77), Jay Price (Kansas '91), Tracy Webster (Wisconsin '95)

2005-06

Overall Record: 26-7
Conference Record: 11-5 / 2nd
Final Rankings: 13th in AP, 17th in ESPN/USA Today
Postseason: 1-1, Lost to Washington, 67-64, in NCAA Second Round

MEDIA SERVICES

Basketball SID: Derrick Burson
Office Phone: 217-333-1391
Mobile Phone: 217-493-9795
E-Mail: burson@uiuc.edu
Office Fax: 217-333-5540
Press Row Phone: 217-333-1227
Website: www.fightingillini.com

SERIES INFORMATION

Series Record: Maryland leads, 3-2
Last Meeting: Maryland won, 76-63, on 11/27/01 (College Park)

2006-07 ROSTER

No.	Player	Pos.	Ht.	Wt.	Yr.	Hometown	PPG	RPG	APG
1	Trent Meacham	G	6-2	195	So.	Champaign, Ill.	-	-	-
2	Chns Hicks	G	6-2	190	Jr.	Chicago, Ill.	0.9	0.1	0.1
3	Chester Frazier	G	6-2	190	So.	Baltimore, Md.	1.3	1.7	1.9
21	Brian Carlwell	C	6-11	265	Fr.	Maywood, Ill.	-	-	-
25	Calvin Brock	G	6-5	190	So.	Chicago, Ill.	1.4	1.6	0.4
31	Jamar Smith	G	6-3	175	So.	Peoria, Ill.	8.0	1.7	1.3
33	Rich McBride	G	6-3	205	Sr.	Springfield, Ill.	10.0	1.8	2.1
34	C J Jackson	F	6-8	260	Fr.	Buena Vista, Ga.	-	-	-
41	Warren Carter	F	6-9	215	Sr.	Dallas, Tx.	4.8	2.8	0.5
42	Brian Randle	F	6-8	215	Jr.	Peoria, Ill.	8.5	5.4	1.5
44	Marcus Arnold	F	6-8	245	Sr.	Chicago, Ill.	3.5	2.4	0.1
55	Shaun Pruitt	F/C	6-10	240	Jr.	Aurora, Ill.	6.2	5.1	0.5
50	Richard Semrau	F	6-9	215	Fr.	Rocky River, Ohio	-	-	-

2006-07 MARYLAND MEN'S BASKETBALL

1 TEAM

IONA GAELS



Jeff Ruland



JAN. 4, 2006
COLLEGE PARK, MD.



Anthony Bruin

MIAMI HURRICANES



Frank Haith



JAN. 10, 2006
COLLEGE PARK, MD.



Anthony King

GENERAL INFORMATION

Location: New Rochelle, NY
Enrollment: 2,980
Founded: 1940
Colors: Maroon and Gold
Conference: Metro Atlantic Athletic
Nickname: Gaels
Home Arena: Hynes Athletics Center (2,611)
President: Br. James A. Liguori
Athletics Director: Patrick Lyons

COACHING STAFF

Head Coach: Jeff Ruland (Iona '91)
Career Record/Yrs: 137-107/8
Best Time to Reach: Contact SID
Office Phone: Contact SID
Assistant Coaches: Nick Macarchuk (Canisius '88), Sam Worthen (Marquette '03), Vin Parise (Iona '00)

2005-06

Overall Record: 23-8
Conference Record: 13-5
Final Rankings: None
Postseason: 0-1, Lost to LSU, 80-64, in NCAA First Round

MEDIA SERVICES

Basketball SID: Brian Beyrer
Office Phone: (914) 633-2334
Mobile Phone: (914) 497-3136
E-Mail: BBeyrer@iona.edu
Office Fax: (914) 633-2072
Press Row Phone: (914) 633-2670
Website: www.iona.edu/gaels

SERIES INFORMATION

Series Record: Maryland leads, 1-0
Last Meeting: Maryland won, 74-59, on 3/16/2000 (Minneapolis)

2006-07 ROSTER

No.	Player	Pos.	Ht.	Wt.	Yr.	Hometown	PPG	RPG	APG
00	John Kelly	C	7-0	270	Jr.	West Milford, N.J.	2.4	1.8	0.2
3	DeShaune Griffin	G	6-0	160	Fr.	Fayetteville, N.C.	-	-	-
4	Gary Springer	F-C	6-9	230	Jr.	Union City, Ga.	5.6	4.7	0.4
10	Kyle Camper	G	6-3	190	Jr.	Wicomico, Md.	-	-	-
11	Milan Prodanovic	G	6-2	180	Fr.	Queens, N.Y.	-	-	-
21	Alejo Rodriguez	F	6-8	220	Fr.	Bronx, N.Y.	-	-	-
22	Mike Harris	G	6-3	185	Fr.	Columbus, Ohio	-	-	-
23	Devon Clarke	F	6-6	205	So.	Windsor, Conn.	1.5	0.0	0.0
24	Dexter Gray	F	6-7	235	Jr.	Mr. Vernon, N.Y.	-	-	-
30	Anthony Bruin	F	6-7	235	Sr.	Albany, N.Y.	7.2	4.9	0.8
32	Justin Marshall	F	6-8	220	Sr.	Queens, N.Y.	1.6	1.1	0.4
35	Jason McPherson	G	6-1	180	Jr.	Bronx, N.Y.	0.6	0.2	0.0
55	Kevin Hassett	G-F	6-8	205	Fr.	Scottsdale, Ariz.	-	-	-

2006-07 SCHEDULE

Date	Opponent
N14/15	NIT Season Tip-off
N14	vs. Winthrop
N15	vs. North Carolina/Sacred Heart
N21	at Buffalo
N22	NIT Season Tip-off Semifinal
N24	NIT Season Tip-off Final
N28	at Rhode Island
D3	at Fordham
D7	at Rider
D10	at Vermont
D16	at Rutgers
D19	Niagara
D22	New Hampshire
D30	Princeton
J4	at Maryland
J6	at Loyola
J9	at Marist
J12	Manhattan
J14	Fairfield
J18	at Canisius
J20	at Niagara
J23	at Fairfield
J27	Loyola
J29	Canisius
F1	at Siena
F3	Rider
F9	Siena
F11	Manist
F14	at Saint Peter's
F17	at BracketBusters Series
F23	Saint Peter's
F25	at Manhattan
M2-5	MAAC Championship

GENERAL INFORMATION

Location: Coral Gables, Florida
Enrollment: 15,250
Founded: 1925
Colors: Orange, Green, and White
Conference: Atlantic Coast Conference
Nickname: Hurricanes
Home Arena: BankUnited Center (7,000)
President: Dr. Donna E. Shalala
Athletics Director: Paul Dee

COACHING STAFF

Head Coach: Frank Haith (Eln. '88)
Career Record/Yrs: 34-29/3
Best Time to Reach: Contact SID
Office Phone: Contact SID
Assistant Coaches: Jorge Fernandez (Stetson, '85), Michael Hunt (Furman, '85), Butch Estes (North Carolina, '71)

2005-06

Overall Record: 18-16
Conference Record: 7-9/7th in ACC
Final Rankings: None
Postseason: 2-1, Lost to Michigan, 71-65, in Third Round of NIT

MEDIA SERVICES

Basketball SID: Samuel Henderson
Office Phone: 305-284-3248
Mobile Phone: 305-803-2159
E-Mail: shenderson@miami.edu
Office Fax: 305-284-2807
Press Row Phone: 305-284-1238
Website: www.hurricanesports.com

SERIES INFORMATION

Series Record: Miami leads, 5-3
Last Meeting: Maryland won, 65-61, on 3/1/06 (College Park)

2006-07 ROSTER

No.	Player	Pos.	Ht.	Wt.	Yr.	Hometown	PPG	RPG	APG
00	Jimmy Graham	F	6-8	245	So.	Goldsboro, N.C.	1.8	2.2	0.1
12	Anthony Harris	G	6-2	187	Sr.	Chicago, Ill.	9.5	2.2	3.1
15	Denis Clemente	G	6-0	178	So.	Bayamon, Puerto Rico	5.5	1.3	2.1
20	Lawrence Gilbert	G-F	6-7	201	Fr.	New Orleans, La.	-	-	-
21	Dwayne Collins	F	6-8	232	Fr.	Miami, Fla.	-	-	-
22	Fabio Nass	F	6-11	205	Jr.	Santa Catarina, Brazil	-	-	-
23	James Dews	G	6-3	198	Fr.	Cincinnati, Ohio	-	-	-
25	Jonathan Stratton	G	6-3	180	Jr.	Sandusky, Ohio	0.0	0.0	0.0
30	Adrian Thomas	F	6-7	223	So.	Pembroke Pines, Fla.	1.1	0.8	0.1
32	Brian Asbury	G	6-7	214	So.	Miami, Fla.	1.0	1.4	0.3
33	Jack McClinton	G	6-1	185	So.	Baltimore, Md.	-	-	-
42	Raymond Hicks	F	6-7	238	Jr.	Longview, Texas	1.7	1.1	0.1
44	Keaton Copeland	F	6-5	245	Sr.	Miramar, Fla.	1.6	0.4	0.2
50	Anthony King	F	6-9	242	Sr.	Durham, N.C.	8.8	6.9	0.7



MISSOURI-KANSAS CITY KANGAROOS



Rich Zvosec



DEC. 13, 2006
COLLEGE PARK, MD.



Quinton Day

GENERAL INFORMATION

Location: Kansas City, Mo.
Enrollment: 14,256
Founded: 1933
Colors: Blue and Gold
Conference: Mid-Continent
Nickname: Kangaroos
Home Arena: Municipal Auditorium (9,827) and Kemper Arena (18,700)
President: Dr. Guy H. Bailey
Athletic Director: Rick Anderson

COACHING STAFF

Head Coach: Rich Zvosec (Defiance '83)
Career Record/Yrs: 175-219/14
Best Time to Reach: Contact SID
Office Phone: 816-235-1036
Assistant Coaches: Ken Dempsey (Moravian '83), Jason Ivey (Temple '97)

2005-06

Overall Record: 14-14
Conference Record: 11-5 / 3rd in Mid-Con
Final Rankings: None
Postseason: None

MEDIA SERVICES

Basketball SID: James Allan
Office Phone: 816-235-1034
Mobile Phone: 319-621-7893
E-Mail: allanj@umkc.edu
Office Fax: 816-235-1035
Press Row Phone: 816-513-5217
Website: www.umckkangaroos.com

SERIES INFORMATION

Series Record: First Meeting

2006-07 ROSTER

No.	Player	Pos.	Ht.	Wt.	Yr.	Hometown	PPG	RPG	APG
3	Dane Brumagin	G	6-4	185	So	Montgomery City, Mo.	4.5	2.0	0.6
4	Jeremiah Hartsock	F	6-9	205	Jr	Bartlesville, Okla	2.1	2.1	0.2
10	Dominique Johnson	G	5-10	155	Fr.	Kansas City, Mo.	-	-	-
14	Alex Pledger	C	7-1	235	So.	Hamilton, New Zealand	0.9	1.3	0.1
15	Brent Stephens	F/G	6-6	205	Jr	Jay, Okla.	5.7	2.3	0.6
22	Tim Blackwell	G	6-4	185	Jr	Cameron, Mo.	11.4	3.2	2.6
23	Dee Ayuba	F	6-6	210	Sr	Oklahoma City, Okla.	14.3	6.7	1.3
30	Jakub Jurczak	F	6-9	205	So	Krosno, Poland	0.0	0.4	0.0
33	Bnan Gettinger	F	6-9	210	So	Overland Park, Kan.	3.3	1.5	0.2
41	Akeem Hemingway	G	6-0	185	Jr	Myrtle Beach, S.C	-	-	-
44	Quinton Day	G	6-1	175	Sr	Kansas City, Mo.	20.3	3.6	4.6
45	Blake Crawford	F	6-8	225	Sr.	Overland Park, Kan.	2.0	2.5	0.3
54	Kyle Spears	C	6-9	245	Sr.	Olathe, Kan.	2.3	3.5	0.2

MOUNT ST. MARY'S MOUNTAINEERS



Milan Brown



DEC. 28, 2006
COLLEGE PARK, MD.



Mychal Kearsse

GENERAL INFORMATION

Location: Emmitsburg, Md.
Enrollment: 1,522
Founded: 1808
Colors: Blue and White
Conference: Northeast
Nickname: Mountaineers, The Mount
Home Arena: Knott Arena (3,121)
President: Dr. Thomas H. Powell
Athletic Director: Dr. Harold P. Menninger

COACHING STAFF

Head Coach: Milan Brown (Howard '93)
Career Record/Yrs: 30-56/3
Best Time to Reach: Contact SID
Office Phone: 301-447-5384
Assistant Coaches: Bron Dunlap (Old Dominion '98), Tyrone Perry (Delaware '99), Kevin Robinson, Jr. (St. Mary's '00)

2005-06

Overall Record: 13-17
Conference Record: 11-7 / 4th in Northeast
Final Rankings: None
Postseason: None

MEDIA SERVICES

Basketball SID: Mark Vandergrft
Office Phone: 301-447-5384
Mobile Phone: 301-748-0587
E-Mail: Vandergrft@msmary.edu
Office Fax: 301-447-5300
Press Row Phone: N/A
Website: http://www.mountathletics.com/

SERIES INFORMATION

Series Record: Maryland leads, 5-0
Last Meeting: Maryland won, 85-53, on 1/4/05 (College Park)

2006-07 ROSTER

No.	Player	Pos.	Ht.	Wt.	Yr.	Hometown	PPG	RPG	APG
0	Jean Cajou	G	6-3	180	Fr.	Fairfax, Va.	-	-	-
1	Jeremy Goode	G	5-9	172	Fr.	Charlotte, N.C.	-	-	-
2	Chns Vann	G	6-0	195	Jr.	Woodbridge, Va.	4.4	1.5	0.3
3	Mychal Kearsse	G	6-4	201	Sr.	Charlotte, N.C.	10.6	7.8	4.6
4	Gus Durr	F	6-6	215	Sr.	Pasadena, Md.	6.6	2.5	2.7
5	Kelly Beidler	F	6-5	205	Fr.	Virginia Beach, Va.	-	-	-
10	Nick Whitney	F	6-4	190	Sr.	Hillsboro, N.H.	0.1	0.0	0.0
11	Will Holland	G/F	6-4	203	Fr.	Holland, Texas	-	-	-
22	Joey Butler	G	6-2	170	So.	Ft. Washington, Md.	5.3	2.7	3.0
31	Kirk Bunn	F	6-6	220	Sr.	Brooklyn, N.Y.	2.5	2.2	0.3
34	Tayvon Jackson	F/C	6-8	205	Fr.	Indian Head, Md.	-	-	-
40	Sam Atupem	F	6-7	210	So.	Newport News, Va.	5.7	3.1	0.2
45	Markus Mitchell	F	6-7	248	So.	Virginia Beach, Va.	3.2	2.0	0.6
50	Jason Loughry	C	7-0	245	Jr.	Odenton, Md.	0.8	1.1	0.1

1 TEAM


**NORTH CAROLINA
TAR HEELS**



Roy Williams



**FEB. 25, 2007
COLLEGE PARK, MD.**



Reyshawn Terry

GENERAL INFORMATION

Location: Chapel Hill, N.C.
Enrollment: 26, 878
Founded: 1789
Colors: Carolina Blue and White
Conference: Atlantic Coast
Nickname: Tar Heels
Home Arena: Dean E. Smith Center (21,800)
President: Dr. James Moeser
Athletic Director: Dick Baddour

COACHING STAFF

Head Coach: Roy Williams (North Carolina '72)
Career Record/Yrs: 493-124/18
Best Time to Reach: Contact SID
Office Phone: 919-962-1154
Assistant Coaches: Joe Holladay (Oklahoma '69),
Steve Robinson (Radford '81), C.B. McGrath
(Kansas '98)

2005-06

Overall Record: 23-8
Conference Record: 12-4
Final Rankings: 10th Associated Press, 14th
Coaches
Postseason: 1-1, Lost to George Mason, 65-60, in
NCAA Second Round

MEDIA SERVICES

Basketball SID: Steve Kirschner
Office Phone: 919-962-7258
Mobile Phone: 919-475-2695
E-Mail: stevekirschner@unc.edu
Office Fax: 919-962-0612
Press Row Phone: none listed
Website: TarHeelBlue.com

SERIES INFORMATION

Series Record: North Carolina leads, 113-53
Last Meeting: North Carolina won, 81-57, on 2/26/06
(Chapel Hill)

2006-07 ROSTER

No.	Player	Pos.	Ht.	Wt.	Yr.	Hometown	PPG	RPG	APG
1	Marcus Ginyard	G/F	6-5	218	So.	Alexandria, Va.	6.3	2.6	1.2
2	Wayne Ellington	G	6-4	195	Fr.	Wynnewood, Pa.	-	-	-
3	Reyshawn Terry	F	6-8	232	Sr.	Winston-Salem, N.C.	14.3	6.2	1.4
4	Bobby Frasor	G	6-3	208	So.	Blue Island, Ill.	6.4	2.2	4.4
5	Ty Lawson	G	5-11	193	Fr.	Clinton, Md.	-	-	-
11	Quentin Thomas	G	6-3	185	Jr.	Oakland, Calif.	2.3	1.8	2.5
13	William Graves	F	6-6	260	Fr.	Greensboro, N.C.	-	-	-
14	Danny Green	F/G	6-5	210	So.	North Babylon, N.Y.	7.5	3.7	1.2
15	Dewey Burke	G	6-0	210	Sr.	Philadelphia, Pa.	0.5	0.4	1.1
21	Deon Thompson	F	6-8	245	Fr.	Torrance, Calif.	-	-	-
22	Wes Miller	G	5-11	190	Sr.	Charlotte, N.C.	7.2	1.4	1.9
24	Surry Wood	F	6-5	205	Jr.	Raleigh, N.C.	0.4	1.3	0.0
25	Marc Campbell	G	5-11	165	So.	Raleigh, N.C.	-	-	-
32	Alex Stephenson	F	6-9	225	Fr.	Los Angeles, Calif.	-	-	-
34	Brandon Wright	F	6-9	205	Fr.	Nashville, Tenn.	-	-	-
40	Mike Copeland	F	6-7	225	So.	Winston-Salem, N.C.	1.5	1.1	0.0
50	Tyler Hansbrough	F	6-9	245	So.	Poplar Bluff, Mo.	18.9	7.8	1.3


NC STATE WOLFPACK



Sidney Lowe



**FEB. 14, 2007
RALEIGH, N.C.**



Engin Atsur

**MAR. 3, 1007
COLLEGE PARK, MD.**

GENERAL INFORMATION

Location: Raleigh, N.C.
Enrollment: 29,957
Founded: 1887
Colors: Red and White
Conference: Atlantic Coast
Nickname: Wolfpack
Home Arena: RBC Center (19,722)
President: Dr. James L. Oblinger
Athletics Director: Lee Fowler

COACHING STAFF

Head Coach: Sidney Lowe (St. Paul's '06)
Career Record/Yrs: First Year
Best Time to Reach: Contact SID
Assistant Coaches: Monte Towse (NC State '75),
Larry Harris (Pittsburgh '78), Pete Strickland
(Pittsburgh '79)

2005-06

Overall Record: 22-10
Conference Record: 10-6 / 4th in ACC
Final Rankings: None
Postseason: 1-1, Lost to Texas, 75-54, NCAA
Second Round

MEDIA SERVICES

Basketball SID: Annabelle Vaughan
Office Phone: 919-515-2102
Mobile Phone: 919-819-8302
E-Mail: annabelle_vaughn@ncsu.edu
Office Fax: 919-515-2898
Press Row Phone: 919-861-6190
Website: gopack.com

SERIES INFORMATION

Series Record: NC State Leads, 72-67
Last Meeting: NC State won, 62-58, on 2/5/06
(Raleigh)

2006-07 ROSTER

No.	Player	Pos.	Ht.	Wt.	Yr.	Hometown	PPG	APG	RPG
2	Simon Harris	F	6-5	230	Jr.	Raleigh, N.C.	-	-	-
4	Courtney Fells	G	6-5	194	So.	Shannon, Miss.	2.0	1.5	0.2
10	Braxton Albritton	G	6-2	205	Jr.	Raleigh, N.C.	0.9	0.3	0.0
11	Gavin Grant	F/G	6-7	212	Jr.	Bronx, N.Y.	8.3	4.7	2.3
12	Famold Degand	G	6-3	170	So.	Boston, Mass.	-	-	-
14	Engin Atsur	G	6-4	200	Sr.	Istanbul, Turkey	10.8	3.2	3.4
15	Trevor Ferguson	G	6-5	176	Fr.	Odessa, Fla.	-	-	-
20	Bryan Niemann	G/F	6-6	215	Sr.	Raleigh, N.C.	0.2	0.7	0.0
21	Bartosz Lewandowski	C	7-3	245	Fr.	Torun, Poland	-	-	-
31	Dennis Horner	F/G	6-7	200	Fr.	Linwood, N.J.	-	-	-
33	Brandon Costner	F	6-8	230	Fr.	Montclair, N.J.	-	-	-
34	Ben McCauley	F	6-9	235	So.	West Newton, Pa.	2.1	1.0	0.4
40	Andrew Brackman	C/F	6-10	220	Jr.	Cincinnati, Ohio	7.6	3.5	0.9




**NOTRE DAME
FIGHTING IRISH**



Mike Brey



DEC. 3, 2006
VERIZON CENTER
BB&T CLASSIC



Colin Falls

GENERAL INFORMATION

Location: Notre Dame, Indiana
Enrollment: 11,279
Founded: 1842
Colors: Gold and Blue
Conference: Big East
Nickname: Fighting Irish
Home Arena: Joyce Center (11,418)
President: Rev. John I. Jenkins, C.S.C.
Athletics Director: Don Pope-Davis

COACHING STAFF

Head Coach: Mike Brey (George Washington '82)
Career Record/Yrs: 217-121/11
Best Time to Reach: Contact SID
Office Phone: 574-631-6225
Assistant Coaches: Sean Keamey (Scranton '81),
Gene Cross (Illinois '94), Rod Balanis (Georgia
Tech '93)

2005-06

Overall Record: 16-14
Conference Record: 6-10 / 11th in Big East
Final Rankings: None
Postseason: 1-1, Lost to Michigan, 84-87 (2OT), in
NIT Second Round

MEDIA SERVICES

Basketball SID: Bernadette Cafarelli
Office Phone: 574-631-7516
Mobile Phone: 574-273-2390
E-Mail: bernadette.m.cafarelli.1@nd.edu
Office Fax: 574-631-7941
Press Row Phone: 574-631-5309
Website: www.und.edu

SERIES INFORMATION

Series Record: First Meeting

2006-07 ROSTER

No.	Player	Pos.	Ht.	Wt.	Yr.	Hometown	PPG	RPG	APG
2	Tory Jackson	G	5-10	175	Fr.	Saginaw, Mich.	-	-	-
11	Joe Harden	G	6-7	210	Fr.	Acampo, Calif.	-	-	-
15	Colin Falls	G	6-5	204	Sr.	Park Ridge, Ill.	13.8	2.2	1.8
20	Jonathan Peoples	G	6-3	210	Fr.	Bellwood, Ill.	-	-	-
23	Kyle McAlarney	G	6-1	200	So.	Staten Island, N.Y.	6.6	1.7	2.5
31	Rob Kurz	F	6-9	238	Jr.	Lower Geynedd, Pa	6.4	5.1	0.6
33	Zach Hillestand	F	6-9	226	So.	Toledo, Ohio	0.6	0.2	0.1
35	Kieran Piller	G	6-2	190	Sr.	Endicott, N.Y.	0.7	0.0	0.0
40	Luke Zeller	F/C	6-11	240	So.	Washington, Ind	3.4	3.1	1.0
41	Tim Andree	F	6-3	220	Fr.	Colts Neck, N.J.	-	-	-
42	Ryan Ayers	G/F	6-7	203	So.	Blue Bell, Pa.	1.1	0.7	0.1
43	Russell Carter	G	6-4	223	Sr.	Paulsboro, N.J.	11.5	5.1	1.5
44	Luke Harangody	F	6-8	255	Fr.	Schererville, Ind	-	-	-

SIENA SAINTS



Fran McCaffery



DEC. 31, 2006
COLLEGE PARK, MD.



David Ryan

GENERAL INFORMATION

Location: Loudonville, NY
Enrollment: 2,900
Founded: 1937
Colors: Green and Gold
Conference: Metro Atlantic Athletic Conference
(MAAC)
Nickname: Saints
Home Arena: Pepsi Arena (14,750)
President: Fr. Kevin E. Mackin, O.F.M.
Athletic Director: John D'Argenio

COACHING STAFF

Head Coach: Fran McCaffery (UPenn '82)
Career Record/Yrs: 1154-140/10
Best Time to Reach: Contact SID
Office Phone: 518-783-2411
Assistant Coaches: Mitch Buonoguro (Boston
College '75), Rob Pryor (Air Force '97), Adam
Chaskin (Michigan '92)

2005-06

Overall Record: 15-13
Conference Record: 10-8 / 4th in MAAC
Final Rankings: None
Postseason: None

MEDIA SERVICES

Basketball SID: Jason Rich
Office Phone: 518-783-2377
Mobile Phone: 518-542-7240
E-Mail: N/A
Office Fax: 518-783-2992
Press Row Phone: 518-487-2251
Website: www.sienasaints.com

SERIES INFORMATION

Series Record: Maryland leads 1-0
Last Meeting: Maryland won, 85-70, on 3/15/02
(Washington, D.C.)

2006-07 ROSTER

No.	Player	Pos.	Ht.	Wt.	Yr.	Hometown	PPG	RPG	APG
1	Darius Haddix	G	6-3	192	Fr.	Vineland, N.J.	-	-	-
3	Mike Beers	G	6-2	184	Sr.	Broadalbin, N.Y.	4.8	1.3	1.4
4	Tay Fisher	G	5-9	168	Jr.	Kingston, N.Y.	11.0	2.3	1.3
5	Mick Doemel	G	5-7	141	So.	Albany, N.Y.	0.0	0.2	0.0
11	J.G. Braga	G	6-3	206	So.	Sao Paulo, Brazil	0.6	0.2	0.1
12	Josh Duell	F	6-7	254	Jr.	Scotia, N.Y.	-	-	-
13	Mousse Diop	C	6-9	221	Sr.	Dakar, Senegal	1.2	2.0	0.2
21	James Carr	C	6-10	243	Fr.	Bronx, N.Y.	-	-	-
23	Edwin Ubiles	F	6-7	192	Fr.	Poughkeepsie, NY	-	-	-
24	Cory Magee	F	6-8	224	Fr.	Fairport, N.Y.	-	-	-
25	Ronald Moore	G	5-11	148	Fr.	Plymouth, Pa.	-	-	-
32	Erik Harris	C	6-9	210	So.	Swedesboro, N.J.	0.0	0.0	0.0
33	Michael Haddix	C	6-6	255	Sr.	Vineland, N.J.	-	-	-
34	David Ryan	F	6-7	220	Sr.	Eastchester, N.Y.	9.8	3.7	1.4
41	Kenny Hasbrouck	G	6-3	195	So.	Capital Heights, Md.	12.4	4.3	2.6
42	Alex Franklin	F	6-5	226	Fr.	Reading, Pa.	-	-	-
44	Justin Maxwell	G	6-3	174	So.	Schenectady, N.Y.	0.1	0.0	0.0

2006-07 MARYLAND MEN'S BASKETBALL

TEAM


VIRGINIA CAVALIERS



Dave Leitao



JAN. 16, 2007
CHARLOTTESVILLE, VA.



J.R. Reynolds

GENERAL INFORMATION

Location: Charlottesville, Va.
Enrollment: 20,399
Founded: 1819
Colors: Orange and Blue
Conference: ACC
Nickname: Cavaliers, Wahoos, 'Hoos
Home Arena: John Paul Jones Arena (15,219)
President: John T. Casteen III
Athletic Director: Craig Littlepage

COACHING STAFF

Head Coach: Dave Leitao
Career Record/Yrs: 95-84/6
Best Time to Reach: Contact SID
Office Phone: 434-982-5400
Assistant Coaches: Rob Lanier (St. Bonaventure '90), Steve Seymour (Bridgewater State '81), Bill Courtney (Bucknell '92)

2005-06

Overall Record: 15-15
Conference Record: 7-9 / 7th in ACC
Final Rankings: None
Postseason: 0-1, Lost to Stanford, 65-49, in NIT First Round

MEDIA SERVICES

Basketball SID: Rich Murray
Office Phone: 434-982-5500
Mobile Phone: 434-978-2966
E-Mail: rmurray@virginia.edu
Office Fax: 434-982-5525
Press Row Phone: 434-296-5910
Website: www.virginiaspports.com

SERIES INFORMATION

Series Record: Maryland leads, 99-63
Last Meeting: Maryland won, 92-89 (ot), on 2/19/05 (Charlottesville)

2006-07 ROSTER

No.	Player	Pos.	Ht.	Wt.	Yr.	Hometown	PPG	RPG	APG
1	Will Harris	F/G	6-6	230	Fr.	Corona, N.Y.	-	-	-
2	J.R. Reynolds	G	6-2	188	Sr.	Roanoke, Va.	17.0	3.1	1.1
4	Calvin Baker	G	6-2	180	So.	Newport News, Va.	-	-	-
11	Laurynas Mikalauskas	F	6-8	255	So.	Palanga, Lithuania	6.2	4.5	0.1
12	Jamil Tucker	F	6-8	230	Fr.	Gary, Ind.	-	-	-
21	Tunji Soroye	C	6-11	245	Jr.	Dugbe Ibadan, Nigeria	1.8	3.5	0.1
24	Mamadou Diane	G/F	6-5	197	So.	Potomac, Md.	6.0	3.7	1.1
30	Adrian Joseph	F	6-7	205	Jr.	San Fernando, Trinidad	9.4	4.5	0.5
31	Andy Burns	F	6-8	202	Fr.	Alexandria, Va.	-	-	-
33	Jason Cain	F	6-10	225	Sr.	Philadelphia, Pa.	7.4	7.6	0.5
34	Ryan Pettinella	F/C	6-9	238	Jr.	Webster, N.Y.	-	-	-
44	Sean Singletary	G	6-0	185	Jr.	Philadelphia, Pa.	17.7	4.4	4.3
45	Solomon Tat	G/F	6-5	220	Fr.	Jos Plateau, Nigeria	-	-	-
55	Jerome Meynsse	F/C	6-8	230	Fr.	Baton Rouge, La.	-	-	-

VIRGINIA TECH HOKIES



Seth Greenberg



JAN. 21, 2007
BLACKSBURG, VA.



Coleman Collins

GENERAL INFORMATION

Location: Blacksburg, VA
Enrollment: 28,000
Founded: 1872
Colors: Chicago Maroon and Burnt Orange
Conference: Atlantic Coast Conference
Nickname: Hokies
Home Arena: Cassell Coliseum
President: Dr. Charles Steger
Athletics Director: Jim Weaver

COACHING STAFF

Head Coach: Seth Greenberg (Fairleigh Dickinson, '78)
Career Record/Yrs: 258-214/16
Best Time to Reach: Contact SID
Office Phone: Contact SID
Assistant Coaches: Brad Greenberg (American, '77), Ryan Odom (Hampden-Sydney, '96), Stacey Palmore (Livingstone, '93)

2005-06

Overall Record: 14-16
Conference Record: 4-12 / 10th in ACC
Final Rankings: None
Postseason: None

MEDIA SERVICES

Basketball SID: Dave Smith
Office Phone: (540) 231-8852
Mobile Phone: (540) 998-5906
E-Mail: wdwyer@vt.edu
Office Fax: (540) 231-6984
Press Row Phone: (540) 231-3048
Website: www.hokiesports.com

SERIES INFORMATION

Series Record: Maryland leads, 25-5
Last Meeting: Maryland won, 81-72, on 1/21/06 (College Park)

2006-07 ROSTER

No.	Player	Pos.	Ht.	Wt.	Yr.	Hometown	PPG	RPG	APG
1	Zabian Dowdell	G	6-3	200	Sr.	Pahokee, Fla.	15.3	3.1	3.4
3	Nigel Munson	G	6-0	175	Fr.	Washington, D.C.	-	-	-
13	Deron Washington	F/G	6-7	205	Jr.	New Orleans, La.	10.5	5.0	1.1
14	Robert Krabbendam	C/F	7-0	240	So.	Hoorn, The Netherlands	1.0	1.2	0.1
15	Terrance Vinson	F	6-8	230	Fr.	Valdosta, Ga.	-	-	-
21	Lewis Witcher	F	6-9	220	Fr.	Rocky Mount, Va.	-	-	-
22	Jamon Gordon	G	6-3	215	Sr.	Jacksonville, Fla.	11.4	6.0	4.4
23	Marcus Travis	G	6-3	210	Jr.	Blacksburg, Va.	0.4	0.2	0.2
24	Markus Saines	G	6-5	210	Sr.	Richmond, Va.	3.7	2.3	1.7
33	Coleman Collins	F	6-9	230	Sr.	Stone Mountain, Ga.	14.5	6.8	0.6
34	Cheick Diakite	F	6-9	230	So.	Bamako, Mali	1.3	1.5	0.0
40	A.D. Vassallo	F/G	6-6	215	So.	Toa Baja, P.R.	6.9	2.5	0.9
42	Chris Tucker	F	6-7	220	Sr.	Fincastle, Va.	1.5	1.5	0.2



**WAKE FOREST
DEMON DEACONS**



Skip Prosser



FEB. 3, 2007

WINSTON-SALEM, N.C.



Harvey Hale

GENERAL INFORMATION

Location: Winston-Salem, N.C.
Enrollment: 4,255
Founded: 1834
Colors: Old Gold and Black
Conference: Atlantic Coast
Nickname: Demon Deacons
Home Arena: Lawrence Joel Veterans Memorial Coliseum (14,665)
President: Dr. Nathan O. Hatch
Athletics Director: Ron Wellman

COACHING STAFF

Head Coach: Skip Prosser (U.S. Merchant Marine Academy '72)
Career Record/Yrs: 276-130/13
Best Time to Reach: Contact SID
Office Phone: 336-758-5622
Assistant Coaches: Jeff Battle (Marshall '83), Dino Gaudio (Ohio '81), Pat Kelsey (Xavier '98)

2005-06

Overall Record: 17-17
Conference Record: 3-13 / 12th in ACC
Final Rankings: None
Postseason: None

MEDIA SERVICES

Basketball SID: Dean Buchan
Office Phone: 336-758-5640
Mobile Phone: 336-287-8954
E-Mail: buchandw@wfu.edu
Office Fax: 336-758-5140
Press Row Phone: 336-727-2945
Website: wakeforestsports.com

SERIES INFORMATION

Series Record: Maryland leads, 58-54
Last Meeting: Maryland won, 90-86, on 1/15/06 (College Park)

2006-07 ROSTER

No.	Player	Pos.	Ht.	Wt.	Yr.	Hometown	PPG	RPG	APG
2	Shamaine Dukes	G	6-1	175	So.	Cuthbert, Ga.	1.3	0.3	1.0
4	Harvey Hale	G	6-2	186	So.	Albuquerque, N.M.	5.6	2.5	2.0
10	Ishmael Smith	G	5-11	155	Fr.	Concord, N.C.	-	-	-
11	Cameron Stanley	F	6-6	214	So.	Raleigh, N.C.	2.6	2.2	0.5
13	Chas McFarland	C	7-0	235	Fr.	Lovington, Ill.	-	-	-
23	Kevin Swinton	F	6-7	224	So.	Greensboro, N.C.	2.8	3.5	0.2
31	Jamie Skeen	F	6-8	220	Fr.	Charlotte, N.C.	-	-	-
33	Anthony Gurley	G	6-3	185	Fr.	Boston, Mass.	-	-	-
34	Michael Drum	F	6-6	204	Sr.	Rural Hall, N.C.	5.5	1.4	1.9
42	L.D. Williams	G	6-4	210	Fr.	Yadkinville, N.C.	-	-	-
44	David Weaver	F/C	6-10	224	Fr.	Black Mountain, N.C.	-	-	-
45	Casey Crawford	F	6-9	225	Fr.	Overland Park, Kan.	-	-	-
55	Kyle Visser	C	6-11	255	Sr.	Grand Rapids, Mich.	5.0	4.3	1.0

WINTHROP EAGLES



Gregg Marshall



NOV. 20, 2006
COLLEGE PARK, MD.



Craig Bradshaw

GENERAL INFORMATION

Location: Rock Hill, S.C.
Enrollment: 6,600
Founded: 1886
Colors: Garnet and Gold
Conference: Big South Conference
Nickname: Eagles
Home Arena: Winthrop Coliseum (6,100)
President: Dr. Anthony J. DiGiorgio
Athletic Director: Tom Hickman

COACHING STAFF

Head Coach: Gregg Marshall (Randolph-Macon '85)
Career Record/Yrs: 165-77/8
Best Time to Reach: Contact SID
Office Phone: 803-323-2129 ext. 6221
Assistant Coaches: Randy Peele (Virginia Wesleyan '83), Paul Molinari (Villanova '90), Earl Grant (Georgia College '00)

2005-06

Overall Record: 23-8
Conference Record: 13-3 / 1st Big South
Final Rankings: None
Postseason: 0-1, Lost to Tennessee, 63-61, in NCAA First Round

MEDIA SERVICES


Basketball SID: Jack Frost (Eastern Kentucky '72)
Office Phone: 803-323-2129 ext. 6245
Mobile Phone: N/A
E-Mail: frostj@winthrop.edu
Office Fax: 803-323-2433
Press Row Phone: 803-323-2156
Website: <http://www.winthropeagles.com/>

SERIES INFORMATION

Series Record: Maryland leads, 3-0
Last Meeting: Maryland won, 76-65 (OT), on 12/7/99 (College Park)

2006-07 ROSTER

No.	Player	Pos.	Ht.	Wt.	Yr.	Hometown	PPG	RPG	APG
00	Anthony Williams	C	6-7	230	Fr.	Eagle Lake, Fla.	-	-	-
1	Antwon Harris	G	6-3	200	Jr.	Clarksville, Tenn.	-	-	-
2	Kyle Moore	G	6-3	185	Fr.	Gainesville, Fla.	-	-	-
3	Mantons Robinson	F	6-5	192	Fr.	Charlotte, N.C.	-	-	-
5	Craig Bradshaw	C	6-10	242	Sr.	Wellington, New Zealand	12.8	6.0	1.4
10	Chns Gaynor	G	5-10	158	Jr.	Winston-Salem, N.C.	6.9	2.6	4.5
11	Michael Jenkins	G	6-3	181	Jr.	Kinston, N.C.	5.8	1.8	0.8
12	Torrell Martin	G	6-5	195	Sr.	Columbia, S.C.	13.8	5.5	1.4
21	Jason Killeen	C	6-10	258	So.	Limerick, Ireland	-	-	-
22	Rainer Blickle	F	6-7	190	Fr.	Mauldin, S.C.	-	-	-
24	DeAndre Adams	G	5-9	156	So.	Austell, Ga.	1.3	1.1	1.6
25	Byron Faison	G	6-2	185	Fr.	Sumter, S.C.	-	-	-
31	Taj McCullough	F	6-7	217	Jr.	Atlanta, Ga.	4.2	1.8	0.4
33	Phillip Williams	F	6-8	215	Sr.	Cleveland, N.C.	5.5	3.3	0.4
44	Jonathan Rice	F	6-5	211	So.	Columbia, S.C.	1.6	0.7	0.1



2005-06 REVIEW

M
Bb
Basketball



2005-06 REVIEW NOTEBOOK

- The Terps made their 13th consecutive postseason appearance by earning the No. 1 seed for the East Region in the National Invitational Tournament. Maryland went 19-13 overall, 8-8 in the ACC marking the 10th straight season with at least 19 victories. The Terps have won 101 ACC games since since 1997, which ranks second among all league schools, and have averaged 22.8 wins per year since the 1994-95 season.
- Maryland once again played one of the toughest schedules in the country. The Terps' schedule ranked as the 17th toughest in the country, third only to Duke and North Carolina in the ACC. Maryland played eight teams ranked in the final Top-25 polls, while seven of the Terps' 13 losses came against top-20 teams. Maryland's win over Boston College in December marked the 10th straight season the Terps have defeated a top-10 team.




GARY WILLIAMS AND LEFTY DRIESSELL

- Head coach Gary Williams became the school's all-time winningest coach surpassing Charles "Lefty" Driesell. Williams eclipsed the mark with his 349th win at Maryland when the Terps defeated Virginia, 76-65, on Feb. 7. He finished the season with 353 wins at Maryland and a 560-319 mark overall for his career (10th among active Division I coaches). Williams also moved up to third all-time in ACC career victories with 147, passing the great Frank McGuire.
- Senior forward Nik Caner-Medley finished his Maryland career as one of the top all-around players in school history. Caner-Medley earned Third-Team All-ACC honors for the second straight season in 2005-06, while also earning NABC Second-Team All-District 5 and USBWA All-District 3 honors. He capped his career ranked among the all-time Terps in scoring (13th-1,573 pts), rebounding (18th-659 rebs), steals (11th-146 stls), blocks (13th-86 blks), 3-point field goals (10th-116 FG) and free throws (13th-317 FT). Caner-Medley played in all 127 possible games during his four-year career.
- Senior center Travis Garrison finished his career as one of the school's all-time leading shot blockers. Garrison ranks eighth all-time at Maryland with 136 career blocks, averaging 1.1 blocks per game during his career. He also ranks 23rd all-time with 628 career rebounds and scored 939 career points.
- D.J. Strawberry earned Honorable Mention ACC All-Defensive Team honors after leading the team and ranking sixth in the conference with 1.81 steals per game. He became just the eighth Terp in the last 20 years to lead the team in both assists (4.0 apg) and steals (1.8 spg).
- Maryland was once again one of the top shot-blocking teams in the country. The Terps led the ACC and ranked 13th nationally with 5.97 blocks per game. Maryland recorded at least 10 rejections on three occasions, including a season-high 11 blocks against Duke on Jan. 11. Sophomore forward **James Gist** finished the season ranked fifth in the ACC with 1.59 blocks per game, while junior forward **Ekene Ibekwe** ranked seventh in the league with 1.34 rejections per contest.
- **Mike Jones** knocked down a team-high 61 three-point field goals which is the third-best mark for a junior in school history. Jones attempted 147 three-point field goals, which also ranked third for Terrapin juniors. He is 12th on the school's all-time three pointers list (122) through three years.
- The Terps ranked second in the ACC in attendance averaging 17,174 fans in 17 contests at Comcast Center, while also ranking second in the league with an average of 14,320 fans per game for the entire season. Maryland sold out the regular season at home for the 10th straight year and eclipsed the one-million fan mark in just 61 regular-season games at Comcast Center.

SEASON HONORS NIK CANER-MEDLEY

- Honorable Mention All-ACC
- Second Team All-District 5 (NABC)
- All-District 3 (USBWA)



D.J. STRAWBERRY >>

- Honorable Mention All-ACC Defensive Team



NIK CANER-MEDLEY

STARTING LINEUPS

Fwd/Guard Games	Forward	Center	Guard	Guard	Record
Ibekwe	Caner-Medley	Gist	McCray	Strawberry	6-2
<i>W-Fairleigh Dickinson L-Gonzaga W-Chaminade W-Arkansas W-Nicholls State L-George Washington, W-Wake Forest W-Virginia Tech</i>					
Garrison	Caner-Medley	Ibekwe	McCray	Strawberry	5-2
<i>W-Minnesota W-Boston College W-American W-VMI W-TAMU-CC L-at Miami L-at Duke</i>					
Garrison	Caner-Medley	Ibekwe	Jones	Strawberry	2-0
<i>W-Western Carolina W-Delaware State</i>					
Ibekwe	Caner-Medley	Gist	Jones	Strawberry	5-7
<i>W-at Georgia Tech L-at Temple W-Virginia L-Duke L-at Clemson W-Georgia Tech L-at Florida State L-at North Carolina W-at Virginia W-Georgia Tech (ACC) L-Boston College (ACC) L-Manhattan (NIT)</i>					
Ibekwe	Caner-Medley	Bowers	Jones	Strawberry	0-1
<i>L-North Carolina</i>					
Ledbetter	Caner-Medley	Gist	Jones	Strawberry	0-1
<i>L-at NC State</i>					
Ledbetter	Caner-Medley	Garrison	Jones	Strawberry	1-0
<i>W-Miami</i>					



1 TEAM

2005-06 SEASON RESULTS

OVERALL: 19-13 • ACC: 8-8 • HOME: 14-3 • AWAY: 2-7 • NEUTRAL: 3-3

DATE	TIME	MD RANK	OPPONENT	OPP RANK	SCORE	ATTEND	HIGH POINTS	HIGH REBS	HIGH ASTS
11/18/05	8:00 p.m.	[21/24]	FAIRLEIGH DICKINSON	--	W 111-85	17,950	Jones (22)	Ibekwe (8)	McCray (6)
11/21/05	5:00 p.m.	[20/23]	@ vs. Gonzaga	{8/9}	L 76-88	2,400	McCray (18)	Gist (7)	Caner-Med. (6)
11/22/05	1:30 p.m.	[20/23]	@ vs. Chaminade	--	W 98-69	2,400	McCray (17)	Ibekwe (8)	Jones (5)
								Caner-Med. (8)	
11/23/05	2:00 p.m.	[20/23]	@ vs. Arkansas	{rv/rv}	W 75-62	2,400	Ibekwe (16)	Garrison (7)	McCray (6)
11/27/05	2:00 p.m.	[20/23]	NICHOLLS STATE	--	W 88-56	17,950	McCray (20)	Garrison (8)	Strawberry (12)
11/30/05	7:30 p.m.	[20/23]	# MINNESOTA	--	W 83-66	17,950	Garrison (18)	Garrison (10)	McCray (6)
12/05/05	9:00 p.m.	[17/21]	\$ vs. George Washington	{19/20}	L 70-78	11,712	McCray (21)	Garrison (10)	Strawberry (7)
12/07/05	8:00 p.m.	[17/21]	WESTERN CAROLINA	--	W 87-57	17,950	Garrison (23)	Garrison (14)	Brown (5)
12/11/05	8:00 p.m.	[17/21]	* BOSTON COLLEGE	{6/6}	W 73-71	17,950	Ibekwe (21)	Ibekwe (9)	McCray (5)
12/23/05	8:00 p.m.	[16/16]	AMERICAN	--	W 81-55	17,950	Caner-Med. (17)	Ibekwe (11)	Strawberry (4)
							McCray (17)		Brown (4)
12/28/05	8:00 p.m.	[14/16]	DELAWARE STATE	--	W 68-54	17,950	Caner-Med. (16)	Ibekwe (10)	Caner-Med. (4)
									Strawberry (4)
12/31/05	2:00 p.m.	[14/16]	VMI	--	W 99-68	17,950	Strawberry (16)	Ibekwe (8)	Caner-Med. (6)
01/04/06	8:00 p.m.	[12/14]	TEXAS A&M-CC	--	W 99-73	17,950	Caner-Med. (23)	Ibekwe (7)	McCray (4)
								McCray (7)	
								Gist (7)	
01/07/06	12:00 p.m.	[12/14]	* at Miami	--	L 70-84	5,125	Caner-Med. (19)	Ibekwe (5)	McCray (5)
01/11/06	9:00 p.m.	[21/23]	* at Duke	{1/1}	L 52-76	9,314	McCray (12)	Caner-Med. (9)	6 tied with (1)
								Ibekwe (9)	
01/15/06	7:30 p.m.	[21/23]	* WAKE FOREST	{rv/rv}	W 90-86	17,950	Jones (22)	Caner-Med. (8)	McCray (6)
01/21/06	8:00 p.m.	[22/22]	* VIRGINIA TECH	--	W 81-72	17,950	Caner-Med. (23)	Ibekwe (9)	Strawberry (8)
01/25/06	7:00 p.m.	[18/19]	* at Georgia Tech	--	W 86-74	9,191	Caner-Med. (33)	Caner-Med. (9)	Ledbetter (5)
01/28/06	2:00 p.m.	[18/19]	at Temple	--	L 85-91	10,025	Caner-Med. (30)	Caner-Med. (10)	Caner-Med. (5)
02/02/06	7:00 p.m.	[23/rv]	* NORTH CAROLINA	{rv/rv}	L 62-77	17,950	Caner-Med. (15)	Gist (9)	Ledbetter (5)
02/05/06	2:00 p.m.	[23/rv]	* at NC State	{17/18}	L 58-62	19,722	Strawberry (14)	Caner-Med. (10)	Ledbetter (3)
									Jones (3)
02/07/06	7:00 p.m.	[rv/rv]	* VIRGINIA	--	W 76-65	17,950	Strawberry (19)	Ibekwe (15)	Gist (4)
02/11/06	1:00 p.m.	[rv/rv]	* DUKE	{2/2}	L 88-96	17,950	Caner-Med. (22)	Gist (10)	Caner-Med. (4)
									Strawberry (4)
02/14/06	8:00 p.m.	--	* at Clemson	--	L 77-89	7,600	Caner-Med. (21)	Caner-Med. (12)	Brown (6)
02/18/06	4:00 p.m.	--	* GEORGIA TECH	--	W 87-84 (ot)	17,950	Jones (21)	Gist (12)	Strawberry (6)
02/22/06	9:00 p.m.	--	* at Florida State	--	L 60-71	8,751	Caner-Med. (19)	Ibekwe (8)	Strawberry (5)
								Strawberry (8)	
02/26/06	5:30 p.m.	--	* at North Carolina	{21/21}	L 57-81	21,750	Ibekwe (12)	Gist (7)	Strawberry (4)
03/01/06	9:00 p.m.	--	* MIAMI	--	W 65-61	17,950	Caner-Med. (18)	Ibekwe (11)	Jones (4)
03/05/06	3:30 p.m.	--	* at Virginia	--	W 71-70	8,392	Caner-Med. (16)	Jones (7)	Jones (4)
03/09/06	9:30 p.m.	--	% vs. Georgia Tech	--	W 82-64	23,745	Caner-Med. (20)	Caner-Med. (9)	Strawberry (7)
03/10/06	9:30 p.m.	--	% vs. Boston College	{11/11}	L 66-80	23,745	Gist (14)	Strawberry (6)	Strawberry (4)
3/18/06	11:00 a.m.	--	^ MANHATTAN	--	L 84-87	4,761	Garrison (21)	Garrison (12)	Brown (5)

@ EA Sports/Maui Invitational (Lahaina, Hawaii) # ACC/Big Ten Challenge
 \$ BB&T Classic (Verizon Center, Washington, DC) ^ Postseason NIT
 * - Atlantic Coast Conference game • @ - Hall of Fame Tipoff Classic (Springfield, MA)
 # - ACC/Big Ten Challenge • \$ - BB&T Classic (MCI Center, Washington, DC)
 % - ACC Tournament (MCI Center, Washington, DC) • & - Postseason NIT (Comcast Center)
 ^ - Postseason NIT (Madison Square Garden, New York, NY)



SEASON STATISTICS

2005-06 OVERALL SEASON STATS (19-13)

#	Player	GP	GS	Min	Avg	/---TOTAL---			/---3-PTS---			/---REBOUNDS---			PF	FO	A	TO	Blk	Stl	Pts	Avg				
						FG	FGA	Pct	3FG	FGA	Pct	FT	FTA	Pct									Off	Def	Tot	Avg
22	Nik Caner-Medley	32	32	1036	32.4	166	365	.455	27	76	.355	131	159	.824	72	128	200	6.3	59	1	68	74	16	39	490	15.3
13	Chris McCray	16	15	491	30.7	79	153	.516	24	65	.369	61	68	.897	20	36	56	3.5	33	0	57	40	10	35	243	15.2
25	Ekene Ibekwe	32	30	753	23.5	130	257	.506	3	7	.429	91	146	.623	68	144	212	6.6	99	3	30	69	43	25	354	11.1
23	Mike Jones	32	17	757	23.7	116	278	.417	61	147	.415	44	49	.898	29	80	109	3.4	63	2	48	65	9	25	337	10.5
05	D.J. Strawberry	32	32	988	30.9	112	261	.429	22	62	.355	83	121	.686	27	82	109	3.4	91	3	128	94	12	58	329	10.3
15	James Gist	32	21	708	22.1	101	206	.490	0	1	.000	66	98	.673	62	93	155	4.8	77	2	37	45	51	27	268	8.4
04	Travis Garrison	31	10	557	18.0	90	210	.429	4	15	.267	63	90	.700	75	88	163	5.3	68	1	16	34	32	17	247	8.0
24	Parrish Brown	29	0	248	8.6	23	53	.434	7	18	.389	24	28	.857	7	25	32	1.1	19	0	51	37	1	12	77	2.7
12	Sterling Ledbetter	32	2	462	14.4	24	77	.312	4	16	.250	23	35	.657	18	39	57	1.8	49	2	62	48	1	14	75	2.3
31	Will Bowers	32	1	354	11.1	27	67	.403	1	3	.333	11	19	.579	18	24	42	1.3	58	1	14	14	16	3	66	2.1
35	Dave Neal	13	0	44	3.4	5	16	.313	1	2	.500	2	2	1.000	3	4	7	0.5	5	0	1	3	0	1	13	1.0
33	Gini Chukura	11	0	27	2.5	2	9	.222	1	3	.333	1	6	.167	7	2	9	0.8	2	0	0	1	0	2	6	0.5
TM	TEAM														52	69	121	3.8				4				
	Total	32				875	1952	.448	155	415	.373	600	821	.731	458	814	1272	39.8	623	15	512	528	191	258	2505	78.3
	Opponents	32				808	1938	.417	244	665	.367	492	717	.686	420	738	1158	36.2	650	19	461	534	149	275	2352	73.5

2005-06 ATLANTIC COAST CONFERENCE GAMES (8-8)

#	Player	GP	GS	Min	Avg	/---TOTAL---			/---3-PTS---			/---REBOUNDS---			PF	FO	A	TO	Blk	Stl	Pts	Avg				
						FG	FGA	Pct	3FG	FGA	Pct	FT	FTA	Pct									Off	Def	Tot	Avg
22	Nik Caner-Medley	16	16	561	35.1	82	193	.425	13	38	.342	83	97	.856	31	70	101	6.3	36	0	25	33	10	14	260	16.3
13	Chns McCray	5	5	159	31.8	18	47	.383	8	22	.364	20	23	.870	9	9	18	3.6	11	0	19	15	6	8	64	12.8
23	Mike Jones	16	11	410	25.6	60	146	.411	28	73	.384	32	35	.914	16	49	65	4.1	29	1	24	33	5	12	180	11.3
25	Ekene Ibekwe	16	14	387	24.2	62	133	.466	2	3	.667	40	68	.588	34	74	108	6.8	49	1	17	42	23	11	166	10.4
05	D.J. Strawberry	16	16	536	33.5	54	139	.388	10	35	.286	44	64	.688	16	41	57	3.6	52	0	54	54	6	26	162	10.1
15	James Gist	16	11	390	24.4	55	109	.505	0	0	.000	28	44	.636	26	53	79	4.9	46	1	19	27	24	11	138	8.6
04	Travis Garrison	15	4	258	17.2	32	83	.386	2	6	.333	19	32	.594	26	32	58	3.9	34	0	6	16	20	7	85	5.7
12	Sterling Ledbetter	16	2	262	16.4	14	46	.304	2	9	.222	10	15	.667	12	19	31	1.9	30	2	35	27	0	8	40	2.5
24	Parrish Brown	14	0	102	7.3	5	10	.500	1	3	.333	17	20	.850	2	8	10	0.7	8	0	25	24	0	3	28	2.0
31	Will Bowers	16	1	153	9.6	13	30	.433	0	1	.000	2	5	.400	6	9	15	0.9	25	0	3	5	6	2	28	1.8
35	Dave Neal	4	0	5	1.3	1	2	.500	0	1	.000	0	0	.000	0	1	1	0.3	0	0	0	2	0	1	2	0.5
33	Gini Chukura	2	0	2	1.0	0	0	.000	0	0	.000	0	2	.000	0	0	0	0.0	0	0	0	0	0	1	0	0.0
TM	TEAM														30	25	55	3.4				1				
	Total	16				396	938	.422	66	191	.346	295	405	.728	208	390	598	37.4	320	5	227	279	100	104	1153	72.1
	Opponents	16				415	997	.416	133	340	.391	256	357	.717	236	396	632	39.5	324	7	234	263	83	140	1219	76.2

2006 POSTSEASON NIT GAMES (0-1)

#	Player	GP	GS	Min	Avg	/---TOTAL---			/---3-PTS---			/---REBOUNDS---			PF	FO	A	TO	Blk	Stl	Pts	Avg				
						FG	FGA	Pct	3FG	FGA	Pct	FT	FTA	Pct									Off	Def	Tot	Avg
22	Nik Caner-Medley	3	3	84	28.0	16	35	.457	3	6	.500	7	9	.778	8	14	22	7.3	5	1	9	10	1	5	42	14.0
23	Mike Jones	3	3	90	30.0	16	36	.444	6	16	.375	3	4	.750	8	5	13	4.3	7	0	2	4	2	5	41	13.7
05	D.J. Strawberry	3	3	105	35.0	9	29	.310	2	8	.250	15	20	.750	2	10	12	4.0	8	1	14	10	3	5	35	11.7
25	Ekene Ibekwe	3	3	74	24.7	12	20	.600	0	0	.000	7	14	.500	5	14	19	6.3	11	1	3	4	3	2	31	10.3
04	Travis Garrison	3	0	40	13.3	10	25	.400	0	1	.000	9	11	.818	12	6	18	6.0	7	0	2	3	2	0	29	9.7
15	James Gist	3	3	69	23.0	9	19	.474	0	0	.000	9	15	.600	7	12	19	6.3	8	1	4	7	10	3	27	9.0
24	Parrish Brown	3	0	44	14.7	3	9	.333	2	3	.667	4	4	1.000	2	7	9	3.0	4	0	6	6	0	1	12	4.0
31	Will Bowers	3	0	39	13.0	3	9	.333	0	0	.000	2	3	.667	3	1	4	1.3	6	0	2	1	2	1	8	2.7
12	Sterling Ledbetter	3	0	51	17.0	1	8	.125	0	2	.000	5	6	.833	2	8	10	3.3	8	0	7	4	0	1	7	2.3
35	Dave Neal	1	0	2	2.0	0	0	.000	0	0	.000	0	0	.000	0	0	0	0.0	0	0	0	0	0	0	0	0.0
33	Gini Chukura	2	0	2	1.0	0	1	.000	0	0	.000	0	0	.000	2	0	2	1.0	1	0	0	0	0	0	0	0.0
TM	TEAM														4	6	10	3.3				1				
	Total	3				79	191	.414	13	36	.361	61	86	.709	55	83	138	46.0	65	4	49	50	23	23	232	77.3
	Opponents	3				81	188	.431	20	51	.392	49	72	.681	36	75	111	37.0	70	5	43	41	14	33	231	77.0

1 TEAM

GAME-BY-GAME STATISTICS

	Pts	1st	2nd	ot	FG-A	PCT.	3PT FG-A	3PT PCT.	FT-A	PCT.	OFF REB	DEF REB	TOT REB	PF	A	TO	BLK	ST
at MARYLAND	111	52	59	-	36-70	.514	7-14	.500	32-38	.842	18	29	47	15	25	16	6	11
Fairleigh Dickinson	85	42	43	-	32-74	.432	8-24	.333	13-18	.722	15	16	31	26	17	17	7	11
MARYLAND	76	34	42	-	28-58	.483	7-18	.389	13-19	.684	13	20	33	22	17	23	3	9
vs. Gonzaga	88	33	55	-	29-52	.558	7-13	.538	23-28	.821	5	21	26	19	16	17	2	15
MARYLAND	98	44	54	-	35-71	.493	6-10	.600	22-24	.917	12	31	43	24	17	9	9	13
vs. Chaminade	69	46	23	-	21-56	.375	8-25	.320	19-35	.543	13	23	36	19	18	19	1	4
MARYLAND	75	30	45	-	26-55	.473	3-12	.250	20-26	.769	13	22	35	22	14	21	3	11
vs. Arkansas	62	27	35	-	21-50	.420	5-18	.278	15-25	.600	9	18	27	20	12	21	4	12
at MARYLAND	88	39	49	-	36-76	.474	5-10	.500	11-19	.579	17	30	47	14	21	8	8	9
Nicholls State	56	30	26	-	21-52	.404	6-20	.300	8-12	.667	3	27	30	16	15	21	7	4
at MARYLAND	83	36	47	-	29-60	.483	4-5	.800	21-33	.636	12	19	31	17	17	9	3	13
Minnesota	66	42	24	-	25-61	.410	6-18	.333	10-15	.667	20	23	43	24	9	22	5	1
MARYLAND	70	29	41	-	24-53	.453	4-11	.364	18-30	.600	12	28	40	25	15	25	8	6
vs. George Washington	78	34	44	-	25-65	.385	5-19	.263	23-31	.742	18	23	41	24	10	16	6	7
at MARYLAND	87	39	48	-	32-65	.492	4-10	.400	19-27	.704	24	25	49	11	16	9	3	10
Western Carolina	57	35	22	-	20-50	.400	7-24	.292	10-14	.714	7	13	20	19	11	14	6	4
at MARYLAND	73	35	38	-	26-53	.491	2-7	.286	19-29	.655	10	21	31	16	14	15	5	6
Boston College	71	33	38	-	31-59	.525	4-12	.333	5-15	.333	14	22	36	24	18	18	4	9
at MARYLAND	81	43	38	-	30-68	.441	8-23	.348	13-17	.765	20	32	52	15	18	18	10	13
American	55	17	38	-	21-59	.356	5-17	.294	8-15	.533	11	20	31	16	12	19	2	7
at MARYLAND	68	36	32	-	24-52	.462	3-15	.200	17-20	.850	15	24	39	14	14	17	6	9
Delaware State	54	13	41	-	20-51	.392	4-17	.235	10-14	.714	9	16	25	18	13	14	2	9
at MARYLAND	99	56	43	-	40-71	.563	7-17	.412	12-16	.750	15	29	44	11	28	15	2	12
VMI	68	20	48	-	27-64	.422	11-30	.367	3-12	.250	12	18	30	10	17	20	4	9
at MARYLAND	99	48	51	-	34-75	.453	6-19	.316	25-30	.833	18	22	40	18	13	9	6	14
Tex. A&M-Corpus Christi	73	30	43	-	23-58	.397	10-26	.385	17-20	.850	14	26	40	22	18	24	4	6
MARYLAND	70	33	37	-	24-51	.471	4-12	.333	18-25	.720	7	23	30	19	14	20	7	3
at Miami	84	37	47	-	29-61	.475	12-19	.632	14-19	.737	13	24	37	17	17	14	2	10
MARYLAND	52	22	30	-	19-63	.302	4-12	.333	10-13	.769	21	24	45	19	6	29	11	9
at Duke	76	45	31	-	26-61	.426	10-25	.400	14-19	.737	13	24	37	14	18	20	14	19
at MARYLAND	90	41	49	-	31-61	.508	8-14	.571	20-25	.800	9	22	31	18	22	11	4	8
Wake Forest	86	38	48	-	27-68	.397	12-31	.387	20-23	.870	20	25	45	21	11	17	5	2
at MARYLAND	81	37	44	-	29-61	.475	3-10	.300	20-28	.714	12	30	42	20	17	14	7	5
Virginia Tech	72	38	34	-	29-64	.453	2-13	.154	12-16	.750	7	23	30	22	10	12	1	5
MARYLAND	86	43	43	-	20-48	.417	5-8	.625	41-45	.911	16	27	43	28	14	25	4	9
at Georgia Tech	74	35	39	-	22-60	.367	6-16	.375	24-34	.706	18	14	32	29	16	16	2	15
MARYLAND	85	41	44	-	26-49	.531	12-24	.500	21-31	.677	6	30	36	30	21	20	1	1
at Temple	91	43	48	-	27-61	.443	9-23	.391	28-49	.571	12	23	35	23	16	6	2	13
at MARYLAND	62	40	22	-	25-72	.347	3-16	.188	9-17	.529	15	19	34	15	13	12	6	11
North Carolina	77	38	39	-	28-62	.452	9-22	.409	12-17	.706	14	38	52	19	22	24	7	5
MARYLAND	58	26	32	-	23-61	.377	7-16	.438	5-10	.500	15	24	39	20	11	13	5	8
at NC State	62	25	37	-	17-55	.309	12-28	.429	16-23	.696	17	25	42	12	12	14	6	8
at MARYLAND	76	30	46	-	25-64	.391	5-18	.278	21-24	.875	12	25	37	16	17	8	7	3
Virginia	65	38	27	-	21-61	.344	9-29	.310	14-16	.875	15	29	44	20	10	16	3	2
at MARYLAND	88	38	50	-	32-71	.451	4-9	.444	20-31	.645	19	20	39	24	14	13	5	4
Duke	96	42	54	-	29-61	.475	11-23	.478	27-32	.844	12	29	41	21	16	16	8	6
MARYLAND	77	43	34	-	27-58	.466	6-17	.353	17-26	.654	15	26	41	22	11	26	6	8
at Clemson	89	43	46	-	26-63	.413	12-28	.429	25-33	.758	16	21	37	19	13	19	7	15
at MARYLAND	87	38	40	9	29-52	.558	4-6	.667	25-34	.735	9	31	40	22	20	26	4	6
Georgia Tech	84	35	43	6	30-73	.411	6-21	.286	18-24	.750	16	19	35	27	15	16	7	13
MARYLAND	60	27	33	-	22-54	.407	3-11	.273	13-20	.650	7	24	31	23	12	18	4	5
at Florida State	71	37	34	-	24-54	.444	7-17	.412	16-27	.593	9	28	37	20	14	17	3	8
MARYLAND	57	24	33	-	19-68	.279	2-10	.200	17-24	.708	18	27	45	21	13	17	10	8
at North Carolina	81	41	40	-	30-73	.411	7-16	.438	14-22	.636	20	34	54	19	21	17	4	12
at MARYLAND	65	30	35	-	20-50	.400	2-13	.154	23-28	.821	15	22	37	17	8	20	6	4
Miami	61	29	32	-	23-59	.390	7-19	.368	8-13	.615	14	19	33	22	10	15	5	7
MARYLAND	71	36	35	-	25-51	.490	4-12	.333	17-26	.654	8	25	33	20	21	12	9	7
at Virginia	70	27	43	-	23-63	.365	7-21	.333	17-24	.708	18	22	40	18	11	12	5	4
MARYLAND	82	42	40	-	28-54	.519	5-11	.455	21-27	.778	11	34	45	20	19	19	9	9
vs. Georgia Tech (ACC)	64	27	37	-	24-69	.348	4-15	.267	12-21	.571	16	20	36	25	12	14	6	13
MARYLAND	66	22	44	-	23-66	.348	5-12	.417	15-23	.652	19	19	38	23	13	11	7	6
vs. Boston College (ACC)	80	41	39	-	26-52	.500	7-13	.538	21-28	.750	10	30	40	19	21	13	3	6
at MARYLAND	84	37	47	-	28-71	.394	3-13	.231	25-36	.694	25	30	55	22	17	20	7	8
Manhattan (NIT)	87	47	40	-	31-67	.463	9-23	.391	16-23	.696	10	25	35	26	10	14	5	14



POINTS-REBOUNDS-ASSISTS (BLOCKS)

	4	5	12	13	15	22	23	24	25	31	33	35
	Garrison	Strawberry	Ledbetter	McCray	Gist	Caner-Medley	Jones	Brown	Ibekwe	Bowers	Chukura	Neal
FAIRLEIGH DICKINSON	11-5-1	6-1-5	0-2-2	18-6-6	12-6-1	18-6-1	22-2-3	1-0-1	16-8-1	5-4-2	0-1-0	2-1-0
vs. Gonzaga	6-4-0	16-3-4	0-0-0	18-3-3	10-7-0	3-4-6	12-2-1	0-0-0	9-4-1	2-3-0	dnp	0-0-0
vs. Chaminade	13-7-2	9-6-3	3-1-3	17-1-2	16-3-3	16-8-1	4-1-0	3-1-0	12-8-2	4-1-0	0-1-0	0-2-0
vs. Arkansas	10-7-1	3-1-1	4-2-1	15-2-6	11-5-0	5-4-3	9-3-1	0-0-0	16-6-3	2-1-0	dnp	dnp
NICHOLLS STATE	8-8-0	12-3-12	4-1-0	20-4-3	6-5-5	16-7-1	1-2-2	0-3-1	15-6-1	6-3-1	0-0-0	0-0-0
MINNESOTA	18-10-0	14-1-5	0-0-3	11-2-6	2-1-0	16-5-2	14-2-1	0-0-0	8-3-1	0-0-0	dnp	dnp
vs. George Washington	6-10-1	10-3-7	0-1-0	21-5-3	11-7-2	10-3-1	3-1-0	dnp	9-3-1	0-0-1	dnp	dnp
WESTERN CAROLINA	23-14-0	13-2-4	5-1-2	inj	4-1-0	8-10-2	6-1-3	2-4-5	18-6-0	4-1-1	2-3-0	2-1-0
BOSTON COLLEGE*	8-5-0	4-1-4	0-0-0	16-5-5	6-1-1	9-7-0	9-1-1	0-1-2	21-9-1	0-0-0	dnp	dnp
AMERICAN	4-4-0	9-5-4	0-2-1	17-2-1	6-4-3	17-9-1	9-6-1	6-1-4	13-11-2	0-1-1	0-1-0	0-0-0
DELAWARE STATE	8-5-1	10-5-4	0-0-0	11-3-2	8-5-2	16-6-4	3-0-1	0-0-0	12-10-1	0-0-0	dnp	dnp
VMI	12-3-2	16-1-4	4-2-5	15-3-2	9-5-0	10-4-6	7-4-0	13-3-4	6-8-1	0-5-0	0-0-0	7-1-1
TEXAS A&M-CC	6-4-0	14-5-3	4-3-0	16-7-4	8-7-1	23-1-1	2-0-1	8-1-3	9-7-3	5-1-2	4-1-0	0-1-0
at Miami*	12-4-0	14-0-3	0-3-0	5-4-5	8-3-3	19-3-2	3-3-0	0-1-1	9-5-2	0-0-0	dnp	dnp
at Duke*	0-7-1	6-2-1	0-1-1	12-5-1	7-1-0	8-9-0	3-5-0	6-1-1	8-9-1	0-0-1	0-0-0	2-1-0
WAKE FOREST*	dnp	18-4-4	3-2-4	10-3-6	13-6-1	17-8-3	22-2-2	0-0-2	5-0-1	2-3-1	dnp	dnp
VIRGINIA TECH*	1-1-0	4-4-8	5-2-2	21-1-2	11-6-1	23-8-1	2-6-1	dnp	10-9-2	4-2-0	dnp	dnp
at Georgia Tech*	8-6-0	8-4-3	1-6-5	-	10-4-1	33-9-0	12-5-3	0-0-0	10-5-0	4-2-0	dnp	dnp
at Temple	8-6-0	0-4-4	4-1-3	-	0-1-0	30-10-5	23-5-3	4-0-2	14-5-0	2-3-0	dnp	dnp
NORTH CAROLINA*	4-3-0	14-5-2	0-5-0	-	11-9-2	15-5-1	9-5-2	dnp	5-3-0	4-2-1	dnp	0-0-0
at NC State*	2-1-0	14-3-1	2-2-3	-	13-5-3	10-10-1	13-4-3	0-0-0	2-5-2	2-3-0	dnp	0-0-0
VIRGINIA*	9-6-2	19-4-3	0-0-2	-	7-2-2	10-3-2	15-4-2	2-1-2	14-15-2	0-0-0	dnp	dnp
DUKE*	8-3-0	12-2-4	7-1-1	-	13-10-2	22-8-4	11-7-0	4-0-2	9-6-1	2-0-0	dnp	dnp
at Clemson*	4-3-1	10-4-1	0-2-1	-	8-4-2	21-12-1	19-4-0	5-1-6	10-3-1	0-1-0	dnp	dnp
GEORGIA TECH*	6-1-0	12-5-6	9-5-4	-	12-12-0	10-3-3	21-1-0	3-1-3	14-10-2	0-0-0	dnp	dnp
at Florida State*	4-5-0	6-8-5	2-0-3	-	2-0-0	19-3-1	2-3-0	2-0-2	15-8-1	8-1-0	dnp	dnp
at North Carolina*	4-2-0	9-6-4	2-1-0	-	7-7-2	10-6-3	11-6-2	0-2-1	12-5-1	2-1-3	0-0-0	0-0-0
MIAMI*	8-6-0	4-5-2	5-0-1	-	6-4-2	18-3-0	15-2-4	0-0-0	9-11-3	0-0-1	dnp	dnp
at Virginia*	7-5-1	8-0-3	4-3-2	-	4-5-2	16-4-3	13-7-4	6-2-3	13-5-3	0-0-1	dnp	dnp
vs. Georgia Tech (ACC)	4-4-0	15-3-7	5-4-3	-	4-6-2	20-9-5	19-7-1	0-1-1	10-6-1	5-2-1	0-0-0	0-0-0
vs. Boston College (ACC)	4-2-1	10-6-4	2-5-3	-	14-5-3	6-5-0	11-4-1	10-5-0	6-3-2	3-0-1	dnp	dnp
MANHATTAN (NIT)	21-12-1	10-3-3	0-1-1	-	9-8-5	16-8-4	11-2-0	2-3-5	15-10-0	0-2-0	0-2-0	dnp

Bold Indicates Starters; *ACC game, DNP-did not play/coach's decision, Inj-injured

TRACKING THE TERPS 2005-06...

Opponent	Largest Lead	Largest Deficit	Lead Changes	Best Run	Opp. Run	Pts off TO (Md-Opp)	Pts Paint (Md-Opp)	2nd Chance (Md-Opp)	Fast Break Pts. (Md-Opp)	Bench Pts. (Md-Opp)
FAIRLEIGH DICKINSON	28	1	6	8-0	6-0	30-18	50-34	20-15	20-14	41-40
vs. Gonzaga	6	15	4	8-0	10-0	25-28	36-38	11-5	14-18	20-15
vs. Chaminade	32	11	8	23-0	8-0	28-7	44-24	14-12	12-7	28-19
vs. Arkansas	13	8	14	7-0	8-0	25-20	46-28	7-10	14-6	25-17
NICHOLLS STATE	36	1	4	16-0	8-0	34-2	52-24	19-2	19-2	19-22
MINNESOTA	19	15	2	13-0	7-0	29-5	40-20	11-24	8-2	16-24
vs. George Washington	8	9	4	10-0	6-0	14-17	38-30	17-22	4-4	9-21
WESTERN CAROLINA	30	4	6	9-0	8-0	16-8	40-18	28-4	9-2	19-18
BOSTON COLLEGE	6	2	11	6-0	6-0	18-16	36-44	11-11	10-10	15-12
AMERICAN	31	2	1	12-0	6-0	18-15	40-22	11-11	27-2	21-18
DELAWARE STATE	26	-	0	10-0	8-0	18-14	34-22	18-8	6-4	19-11
VMI	40	-	0	19-0	6-0	32-11	40-32	14-12	18-4	40-14
TEXAS A&M-CC	34	2	6	11-0	9-0	33-6	44-22	21-10	17-8	31-22
at Miami	-	17	0	7-0	13-0	17-13	32-22	17-2	14-4	11-9
at Duke	-	28	0	6-0	9-0	23-30	26-32	11-13	12-16	18-9
WAKE FOREST	17	6	7	10-0	10-0	26-16	40-16	10-25	11-10	27-28
VIRGINIA TECH	13	5	12	8-0	6-0	14-17	44-46	13-8	8-4	12-15
at Georgia Tech	21	3	1	8-0	7-0	18-28	26-26	11-11	2-6	13-18
at Temple	6	12	16	6-0	14-0	6-16	18-30	9-14	0-9	18-9
NORTH CAROLINA	6	15	10	9-0	7-0	23-15	36-28	18-13	6-11	15-12
at NC State	7	8	6	7-0	12-0	14-14	22-8	9-15	10-8	6-15
VIRGINIA	14	14	5	13-0	13-0	18-11	28-18	12-19	6-2	11-10
DUKE	-	15	0	4-0	7-0	15-15	50-26	22-12	12-16	21-2
at Clemson	6	18	15	11-0	11-0	15-25	34-22	18-15	4-8	9-24
GEORGIA TECH	9	3	10	10-0	7-0	13-30	38-34	5-16	12-4	18-27
at Florida State	3	20	1	8-0	7-0	17-19	32-22	8-8	0-10	16-13
at North Carolina	-	25	0	7-0	9-0	15-23	30-40	7-6	na	8-29
MIAMI	12	7	2	11-0	11-0	18-14	20-20	13-10	4-6	15-7
at Virginia	18	3	5	11-0	6-0	16-9	32-20	2-8	10-0	17-17
vs. Georgia Tech (ACC)	29	-	0	11-0	10-0	20-18	42-36	8-14	24-16	14-16
vs. Boston College (ACC)	-	24	0	10-0	12-0	12-15	26-34	18-8	8-16	19-23
MANHATTAN (NIT)	4	14	4	10-0	9-0	16-29	44-26	22-17	14-17	23-20



1 TEAM

2005-06 SUPERLATIVES

MARYLAND GAME HIGHS

Points Scored	111	Fairleigh Dickinson (11/18)
First-Half Points	56	VMI (12/31)
Second-Half Points	59	Fairleigh Dickinson (11/18)
Point Differential	+32 (88-56)	Nicholls State (11/27)
Field Goals Made	40	VMI (12/31)
Field Goals Attempted	76	Nicholls State (11/27)
Field Goal Percentage	563 (40-71)	VMI (12/31)
3-Pointers Made	12	at Temple (1/28)
3-Pointers Attempted	24	at Temple (1/28)
3-Point FG Percentage	800 (4-5)	Minnesota (11/30)
Free Throws Made	41	at Georgia Tech (1/25)
Free Throws Attempted	45	at Georgia Tech (1/25)
Free Throw Percentage	917 (22-24)	vs Chamnade (11/22)
Rebounds	55	Manhattan (3/18)
Offensive Rebounds	25	Manhattan (3/18)
Defensive Rebounds	34	vs Georgia Tech-ACC (3/9)
Rebound Margin	+29 (49-20)	Western Carolina (12/7)
Assists	28	VMI (12/31)
Turnovers	29	at Duke (1/11)
Blocks	11	at Duke (1/11)
Steals	14	TX A&M-Corpus Chrsti (1/4)
Fouls	30	at Temple (1/28)

OPPONENT GAME HIGHS

Points Scored	52	at Duke (1/11)
First-Half Points	96	Duke (2/11)
Second Half Points	47	Manhattan (3/18)
Point Differential	+24 (81-57)	(2x) last at UNC (2/26)
Field Goals Made	32	Fairleigh Dickinson (11/18)
Field Goals Attempted	74	Fairleigh Dickinson (11/18)
Field Goal Percentage	558 (29-52)	vs Gonzaga (11/21)
3-Pointers Made	12	(4x) last at Clemson (2/14)
3-Pointers Attempted	31	Wake Forest (1/15)
3-Point FG Percentage	632 (12-19)	at Miami (1/7)
Free Throws Made	28	at Temple (1/28)
Free Throws Attempted	49	at Temple (1/28)
Free Throw Percentage	870 (20-23)	Wake Forest (1/15)
Rebounds	54	at North Carolina (2/26)
Offensive Rebounds	20	(3x) last at UNC (2/26)
Defensive Rebounds	38	North Carolina (2/2)
Rebound Margin	+18 (52-34)	North Carolina (2/2)
Assists	22	North Carolina (2/2)
Turnovers	24	(2x) last vs UNC (2/2)
Blocks	14	at Duke (1/11)
Steals	19	at Duke (1/11)
Fouls	29	at Georgia Tech (1/25)

MARYLAND GAME LOWS

Points Scored	52	at Duke (1/11)
First-Half Points	22	(2x) last vs BC-ACC (3/10)
Second-Half Points	22	North Carolina (2/2)
Point Differential	-24 (57-81)	(2x) last at UNC (2/26)
Field Goals Made	19	(2x) last at UNC (2/26)
Field Goals Attempted	48	at Georgia Tech (1/25)
Field Goal Percentage	279 (19-68)	at North Carolina (2/26)
3-Pointers Made	2	(3x) last vs Miami (3/1)
3-Pointers Attempted	5	Minnesota (11/30)
3-Point FG Percentage	154 (2-13)	Miami (3/1)
Free Throws Made	5	at NC State (2/5)
Free Throws Attempted	10	at NC State (2/5)
Free Throw Percentage	500 (5-10)	at NC State (2/5)
Rebounds	30	at Miami (1/7)
Offensive Rebounds	6	at Temple (1/28)
Defensive Rebounds	19	(3x) last vs BC-ACC (3/10)
Rebound Margin	-18 (34-52)	North Carolina (2/2)
Assists	6	at Duke (1/11)
Turnovers	8	(2x) last vs Virginia (2/7)
Blocks	1	at Temple (1/28)
Steals	1	at Temple (1/28)
Fouls	11	(2x) last vs VMI (12/31)

OPPONENT GAME LOWS

Points Scored	54	Delaware State (12/28)
First-Half Points	13	Delaware State (12/28)
Second Half Points	22	Western Carolina (12/7)
Point Differential	-32 (56-88)	Nicholls State (11/27)
Field Goals Made	17	at NC State (2/5)
Field Goals Attempted	50	(2x) last vs W Carolina (12/7)
Field Goal Percentage	309 (17-55)	at NC State (2/5)
3-Pointers Made	2	Virginia Tech (1/21)
3-Pointers Attempted	12	Boston College (12/11)
3-Point FG Percentage	154 (2-13)	Virginia Tech (1/21)
Free Throws Made	3	VMI (12/31)
Free Throws Attempted	12	(2x) last vs VMI (12/31)
Free Throw Percentage	250 (3-12)	VMI (12/31)
Rebounds	20	Western Carolina (12/7)
Offensive Rebounds	3	Nicholls State (11/27)
Defensive Rebounds	13	Western Carolina (12/7)
Rebound Margin	-29 (20-49)	Western Carolina (12/7)
Assists	9	Minnesota (11/30)
Turnovers	6	at Temple (1/28)
Blocks	1	(2x) last vs Va Tech (1/21)
Steals	1	Minnesota (11/30)
Fouls	10	VMI (12/31)

INDIVIDUAL GAME-HIGHS MARYLAND

Points	33	Nik Caner-Medley at Georgia Tech (1/25)
Field Goals Made	9	Nik Caner-Medley vs Virginia Tech (1/21)
Field Goal Attempts	9	Travis Garrison vs Western Carolina (12/07)
Field Goal %	1000	Nik Caner-Medley vs North Carolina (2/02)
3-pt FG Made	7	Travis Garrison (5-5) vs Arkansas (11/23)
3-pt FG Attempted	11	Mike Jones at Temple (1/28)
3-pt FG %	800	Mike Jones at Temple (1/28)
Free Throws Made	15	Mike Jones (4-5) vs Wake Forest (1/15)
Free Throw Attempts	16	Chrs McCray (4-5) vs Nicholls State (11/27)
Free Throw %	1000	Nik Caner-Medley at Georgia Tech (1/25)
Rebounds	14	Nik Caner-Medley at Georgia Tech (1/25)
Assists	12	Chrs McCray (8-8) vs Chamnade (11/22)
Turnovers	7	Chrs McCray (7-7) vs F Dickinson (11/18)
Blocked Shots	5	Travis Garrison vs Western Carolina (12/07)
Steals	5	D J Strawberry vs Nicholls State (11/27)
Minutes Played	44	D J Strawberry vs Geo Washington (12/05)

OPPONENT

Points	38	Justin Gray, Wake Forest (1/15)
Field Goals Made	12	Jeff Xavier, Manhattan (3/18)
Field Goal Attempts	12	Justin Gray, Wake Forest (1/15)
Field Goal %	833	Jeff Xavier, Manhattan (3/18)
3-pt FG Made	7	Marko Kolanc (5-6), Chamnade (11/22)
3-pt FG Attempted	13	Justin Gray, Wake Forest (1/15)
3-pt FG %	1000	J J Redick, Duke (1/11)
Free Throws Made	13	Anthony Hams (4-4), Miami (1/7)
Free Throw Attempts	15	J J Redick, Duke (2/11)
Free Throw %	1000	Mardy Collins, Temple (1/28)
Rebounds	15	Jason Can (7-7), Virginia (2/7)
Assists	14	Justin Gray (7-7), Wake Forest (1/15)
Turnovers	9	Craig Smith, Boston College (3/10)
Blocked Shots	10	Zack Whiting, Chamnade (11/22)
Steals	6	Zack Whiting, Chamnade (11/22)
Minutes Played	42	Shelden Williams, Duke (1/11)





MISCELLANEOUS STATISTICS

INDIVIDUAL PERFORMANCES

POINTS

33	Nik Caner-Medley at Georgia Tech	1/25
30	Nik Caner-Medley at Temple	1/28
23	Nik Caner-Medley vs. Virginia Tech	1/21
23	Nik Caner-Medley vs. Texas A&M-Corpus Christi	1/04
23	Travis Gamson vs. Western Carolina	12/07
23	Mike Jones at Temple	1/28
22	Nik Caner-Medley vs. Duke	2/11
22	Mike Jones vs. Wake Forest	1/15
22	Mike Jones vs. Fairleigh Dickinson	11/18
21	Travis Gamson vs. Manhattan	3/18
21	Nik Caner-Medley at Clemson	2/14
21	Mike Jones vs. Georgia Tech	2/18
21	Chns McCray vs. Virginia Tech	1/21
21	Chns McCray vs. George Washington	12/05
21	Ekene Ibekwe vs. Boston College	12/11
20	Nik Caner-Medley vs. Georgia Tech-ACC	3/09
20	Chns McCray vs. Nicholls State	11/27

REBOUNDS

15	Ekene Ibekwe vs. Virginia	2/07
14	Travis Gamson vs. Western Carolina	12/07
12	Travis Gamson vs. Manhattan	3/18
12	Nik Caner-Medley at Clemson	2/14
12	James Gist vs. Georgia Tech	2/18
11	Ekene Ibekwe vs. Miami	3/01

11	Ekene Ibekwe vs. American	12/23
10	Nik Caner-Medley at NC State	2/05
10	Nik Caner-Medley at Temple	1/28
10	Nik Caner-Medley vs. Western Carolina	12/07
10	Travis Gamson vs. George Washington	12/05
10	Travis Gamson vs. Minnesota	11/30
10	James Gist vs. Duke	2/11
10	Ekene Ibekwe vs. Manhattan	3/18
10	Ekene Ibekwe vs. Georgia Tech	2/18
10	Ekene Ibekwe vs. Delaware State	12/28

ASSISTS

12	D.J. Strawberry vs. Nicholls State	11/27
8	D.J. Strawberry vs. Virginia Tech	1/21
7	D.J. Strawberry vs. Georgia Tech-ACC	3/09
7	D.J. Strawberry vs. George Washington	12/05
6	Parrish Brown at Clemson	2/14
6	Nik Caner-Medley vs. VMI	12/31
6	Nik Caner-Medley vs. Gonzaga	11/21
6	Chris McCray vs. Wake Forest	1/15
6	Chris McCray vs. Minnesota	11/30
6	Chns McCray vs. Arkansas	11/23
6	Chns McCray vs. Fairleigh Dickinson	11/18
6	D.J. Strawberry vs. Georgia Tech	2/18

BLOCKS

5	James Gist vs. Manhattan	3/18
5	James Gist vs. Nicholls State	11/27
4	Travis Gamson at Virginia	3/06
4	Travis Gamson at Duke	1/11
3	Will Bowers at North Carolina	2/26
3	Nik Caner-Medley vs. American	12/23
3	James Gist vs. Boston College-ACC	3/10
3	James Gist at NC State	2/05
3	James Gist at Miami	1/07
3	James Gist vs. American	12/23
3	James Gist vs. Chaminade	11/22
3	Ekene Ibekwe at Virginia	3/06
3	Ekene Ibekwe vs. Miami	3/01
3	Ekene Ibekwe vs. Texas A&M-Corpus Christi	1/04
3	Ekene Ibekwe vs. Arkansas	11/23

STEALS

5	Nik Caner-Medley vs. Delaware State	12/28
4	Ekene Ibekwe vs. Arkansas	11/23
4	Chris McCray vs. Texas A&M-Corpus Christi	1/04
4	Chris McCray vs. VMI	12/31
4	Chris McCray vs. Gonzaga	11/22
4	D.J. Strawberry vs. Georgia Tech	2/18
4	D.J. Strawberry vs. Minnesota	11/30
4	D.J. Strawberry vs. Chaminade	11/22

TERRAPIN TENDENCIES

Maryland's Record	Overall	ACC
Overall Record	19-13	8-8
Home	14-3	6-2
Road	2-7	2-6
Neutral	3-3	
Leading at the half	15-3	6-2
Trailing at the half	4-9	2-5
Tied at the half	0-1	0-1
Leading with 5:00 to play	15-0	4-0
Trailing with 5:00 to play	2-13	2-8
Tied with 5:00 to play	2-0	2-0
In single overtime	1-0	0-0
In double overtime	0-0	0-0
Shooting 50% or better	7-1	2-0
Shooting 40% to 49%	11-6	5-4
Shooting below 40%	1-6	1-4
Opponent shooting 50% or better	1-2	1-0
Opponent shooting 40% to 49%	8-9	2-7
Opponent shooting below 40%	10-2	5-1
Higher FG% than opponent	18-4	7-2
Lower FG% than opponent	1-9	1-6
FG% is even	0-0	0-0
More field goal attempts	9-7	1-4
Fewer field goal attempts	10-5	7-3
Field goal attempts are even	0-1	0-1

Maryland's Record	Overall	ACC
Making more free throws	17-3	6-2
Making fewer free throws	0-10	0-6
Free throws are even	2-0	2-0
Outbounding opponent	13-5	4-2
Outbounded by opponent	5-8	4-6
Rebounding is even	1-0	0-0
More turnovers than opponent	5-7	4-4
Fewer turnovers than opponent	12-5	3-3
Turnovers are even	2-1	1-1
More fouls than opponent	4-11	1-7
Fewer fouls than opponent	15-2	7-1
Fouls are even	0-0	0-0
Zero Maryland players foul out	14-6	6-5
1+ Maryland players foul out	5-7	2-3
Scoring more bench points	11-8	3-5
Scoring fewer bench points	7-5	4-3
Bench scoring is even	1-0	1-0
Games decided by 3 or less	3-1	3-0
Games decided by 4 to 8	2-4	2-2
Games decided by 9 to 12	3-3	3-2
Games decided by 13 to 19	4-3	0-2
Games decided by 20 or more	7-2	0-2

Maryland's Record	Overall	ACC
vs. Top-10 opponent	1-3	1-2
vs. Top-25 opponent	1-7	1-4
vs. Unranked opponent	18-6	7-4
vs. Team with winning record	10-13	7-8
vs. Team with 500 record	3-0	0-0
vs. Team with losing record	6-0	1-0
Player scores 30+ points	1-1	1-0
Player scores 20+ points	9-4	4-2
Terps score under 60 points	0-3	0-3
Terps score 60-69 points	2-3	1-2
Terps score 70-79 points	4-4	3-2
Terps score 80-89 points	8-3	3-1
Terps score 90-99 points	4-0	1-0
Terps score over 100 points	1-0	0-0
Opp. player scores 30+ points	2-2	2-1
Opp. player scores 20+ points	6-9	3-6
Opponents score under 60 points	4-0	0-0
Opponents score 60-69 points	7-1	2-1
Opponents score 70-79 points	5-4	4-3
Opponents score 80-89 points	3-6	2-3
Opponents score 90-99 points	0-2	0-1
Opponents score over 100 points	0-0	0-0
In November	5-1	0-0
In December	5-1	1-0
In January	4-3	3-2
In February	2-6	2-6
In March	3-2	2-0
Day games	6-7	2-4
Night games	13-6	6-4

MARYLAND'S LARGEST ... LEAD

Overall: 40 (64-24 at 17:00 left-2H vs. VMI, 12/31)
ACC: -- 21 (74-53 at 6:17 left-2H at Georgia Tech, 1/25)

DEFICIT

Overall: 28 (48-76 at 2:05 left-2H at Duke, 1/11)
ACC: -- 28 (48-76 at 2:05 left-2H at Duke, 1/11)

MARGIN OF VICTORY

Overall: 32 (88-56 vs. Nicholls State, 11/27)
ACC: -- 12 (86-74 at Georgia Tech, 1/25)

MARGIN OF DEFEAT

Overall: 24 (2x, last 57-81 at North Carolina, 2/26)
ACC: -- 24 (2x, last 57-81 at North Carolina, 2/26)

HALFTIME LEAD

Overall: 36 (58-20 vs. VMI, 12/31)
ACC: -- 9 (36-27 at Virginia, 3/6)

HALFTIME DEFICIT

Overall: 23 (22-45 at Duke, 1/11)
ACC: -- 23 (22-45 at Duke, 1/11)

HOME CROWD

Overall: 17,950 (sellout, 16x, last vs. Miami, 3/1)
ACC: -- 17,950 (sellout, 8x, last vs. Miami, 3/1)

ROAD CROWD

Overall: 21,750 (at North Carolina, 2/26)
ACC: -- 21,750 (at North Carolina, 2/26)

NEUTRAL CROWD

Overall: 23,745 (2x, last vs. BC, ACC Tournament, 3/10)

2005-06 GAME RECAPS

FAIRLEIGH DICKINSON
#21/24 MARYLAND
 Nov. 18, 2005 • College Park, Md.
 Comcast Center

Game #1
85
111

#8/9 GONZAGA
#20/23 MARYLAND
 Nov. 21, 2005 • Lahaina, Hawaii
 Lahaina Civic Center • EA Sports Maui Invite

Game #2
88
76

#20/23 MARYLAND
CHAMINADE
 Nov. 22, 2005 • Lahaina, Hawaii
 Lahaina Civic Center • EA Sports Maui Invite

Game #3
98
69

COLLEGE PARK, Md. (AP) - Mike Jones had 22 points off the bench, and Maryland had five other players score in double figures Friday night in a season-opening rout of Fairleigh Dickinson.

Chns McCray and Nik Caner-Medley had 18 points apiece, Ekene Ibekwe scored 16, James Gist 12 and Travis Gamson 11. Jones, a junior guard, went 8-for-11 from the field and sank all three of his foul shots.

Maryland had assists on 25 of its 36 baskets, and reached the 100-point mark in an opener for the first time since 1998.

Gordon Klaiber had 20 points, and John Blackgrove and Cameron Tyler both scored 17 for Fairleigh Dickinson (1-2), the defending Northeast Conference champions.

Maryland opened the second half with a 21-6 run to take a 73-48 lead with 14:57 left. Ibekwe and Caner-Medley had seven points apiece in the surge and McCray added six to help the Terps pull away.

FDU missed seven of eight shots to open the half and had only two baskets over the first six minutes.

McCray had 12 points, Jones added 10 and Maryland outscored FDU 15-5 at the foul line in taking a 52-42 halftime lead.

The Knights kept it close early, overcoming a 16-9 deficit with a 10-2 run that gave them the lead for the third and last time. Maryland moved in front on a dunk by Jones, and Will Bowers added a jumper and a free throw before McCray sank a 3-pointer to make it 26-19. After Klaiber scored from beyond the arc, the Terrapins rattled off seven straight points for an 11-point cushion.

It was 35-26 before Blackgrove scored Fairleigh Dickinson's next 11 points, including a four-point play that made it 43-37, but the Knights would get no closer. Blackgrove's previous career-high was eight points.

Knights	min	FG	3-FG	FT	R	F	A	TO	B	S	TP
Peeples	19	3-10	0-3	2-2	6	0	1	0	0	1	8
Klaiber	40	6-19	3-8	5-6	3	4	1	4	4	4	20
Crosanolo	7	1-1	0-0	0-1	3	5	0	1	1	0	2
Timberlake	33	6-11	0-1	3-5	5	0	5	3	1	3	15
Murray	4	0-1	0-1	0-0	0	4	1	0	0	0	0
Hams	13	3-6	0-0	0-0	2	4	1	0	0	0	6
Blackgrove	25	6-12	4-7	1-1	1	2	1	2	0	2	17
Tyler	36	7-13	1-3	2-3	3	2	6	7	0	0	17
Hazard	4	0-1	0-1	0-0	0	0	0	0	0	0	0
Ingram	19	0-0	0-0	0-0	2	5	1	0	1	0	0
Team						6					
Totals	200	32-74	8-24	13-18	31	26	17	17	7	11	85

	Field Goal	3-Point FG	Free Throw
1st Half	16-39	4/10	5/12
2nd Half	16-35	4/57	3/12
Game	32-74	8/24	13/18

Terps	min	FG	3-FG	FT	R	F	A	TO	B	S	TP
Gist	21	4-11	0-0	4-4	6	1	2	0	1	3	12
Caner-Med	26	6-13	1-3	5-5	6	1	1	3	0	2	18
Ibekwe	20	5-11	1-2	5-5	8	1	2	3	1	0	16
Strawberry	23	2-4	0-0	2-3	1	1	5	3	0	2	6
McCray	29	5-8	1-3	7-7	6	1	6	0	0	2	18
Gamson	15	3-4	1-1	4-5	5	2	1	1	2	1	11
Ledbetter	9	0-0	0-0	0-0	2	0	2	2	0	0	0
Jones	24	8-11	3-5	3-3	2	2	3	2	0	1	22
Brown	6	0-1	0-0	1-2	0	1	1	1	0	0	1
Bowers	19	2-3	0-0	1-2	4	3	2	1	2	0	5
Chukura	3	0-0	0-0	0-2	1	0	0	0	0	0	0
Neal	5	1-4	0-0	0-0	1	2	0	0	0	0	2
TEAM						5					
Totals	200	36-70	7-14	32-38	47	15	25	16	6	11	111

	Field Goal	3-Point FG	Free Throw
1st Half	17-36	4/7	3/8
2nd Half	19-34	5/59	4/6
Game	36-70	5/14	7/14

Officials: Sean Hull, Curtis Blair, Raymond Styons
 Technicals: None
 Attendance: 17,950

Score By Periods	1st	2nd	Final
Fairleigh Dickinson	42	43	85
MARYLAND	52	59	111

LAHAINA, Hawaii (AP) - Gonzaga's preseason All-American Adam Morrison scored 25 points, leading three players in double figures as No. 8 Gonzaga pulled away to an 88-76 victory over No. 20 Maryland in the opening round of the EA Sports Maui Invitational.

Derek Ravio had 24 and J P Batista added 21 for Gonzaga (2-0).

After committing 12 turnovers in the first half, Gonzaga only had five in the second. The Bulldogs' matchup zone was effective over the final 10 minutes of the game, holding Maryland (1-1) to four field goals in that span, three of them coming in the final 1:14.

D J Strawberry's breakaway dunk with 9:26 left brought the Terrapins into a 60-60 tie. Maryland's next field goal was a 3-pointer by Strawberry with 4:03 left that cut Gonzaga's lead to 72-65.

The Terrapins missed seven straight shots before Strawberry's long jumper. Chns McCray made two free throws with 3:10 left to make it a five-point game, but freshman Jeremy Pargo hit a three-pointer 27 seconds later to start a 6-0 run that Ravio capped with a layup that made it 78-67 with 1:57 left.

McCray had 18 points for Maryland, while Strawberry added 16 and Mike Jones 12. Maryland, despite the late shooting slump, still hit 48.3% (28-for-58), but it committed 23 turnovers as Gonzaga racked up 15 steals.

Momson, Batista and Ravio scored all the points for the Bulldogs in the run that pulled them away from the 60-60 tie. Ravio hit two threes in the spurt and he also had a nice pass to Morrison for a layup.

Bulldogs	min	FG	3-FG	FT	R	F	A	TO	B	S	TP
Morrison	38	10-17	1-2	4-7	9	4	1	2	1	2	25
Mallon	32	1-3	1-1	0-0	5	3	1	0	0	0	3
Batista	35	6-9	0-0	9-10	4	0	2	1	1	3	21
Ait-Cspdes	8	0-1	0-0	0-0	0	1	0	3	0	0	0
Ravio	37	7-12	4-7	6-6	2	2	4	4	0	5	24
Pargo	27	3-6	1-3	4-5	2	1	7	5	0	3	11
Doudney	6	0-0	0-0	0-0	0	0	0	0	0	1	0
Gurganous	0+	0-0	0-0	0-0	0	0	0	0	0	0	0
Pendergraft	8	0-0	0-0	0-0	1	5	1	0	0	1	0
Heytvelt	9	2-4	0-0	0-0	1	3	0	2	0	0	4
Team						2					
Totals	200	29-52	7-13	23-28	26	19	16	17	2	15	88

	Field Goal	3-Point FG	Free Throw
1st Half	10-27	3/70	1-7
2nd Half	19-25	7/60	6-6
Game	29-52	5/58	7-13

Terps	min	FG	3-FG	FT	R	F	A	TO	B	S	TP
Caner-Med	34	1-7	0-2	1-2	4	3	6	6	0	0	3
Ibekwe	23	4-4	0-0	1-3	4	3	2	1	1	1	9
Gist	20	2-5	0-0	6-6	7	2	1	0	0	1	10
Strawberry	35	7-10	2-2	0-1	3	2	4	3	1	2	16
McCray	34	7-15	1-7	3-3	3	4	3	6	0	4	18
Gamson	19	2-6	0-0	2-4	4	1	0	0	0	0	6
Ledbetter	6	0-1	0-0	0-0	0	2	0	1	1	0	0
Jones	18	4-7	4-7	0-0	2	3	1	4	0	1	12
Brown	0+	0-0	0-0	0-0	0	0	0	0	0	0	0
Bowers	11	1-3	0-0	0-0	3	2	0	2	0	0	2
Neal	0+	0-0	0-0	0-0	0	0	0	0	0	0	0
Team						3					
Totals	200	28-58	7-18	13-19	33	22	17	23	3	9	76

	Field Goal	3-Point FG	Free Throw
1st Half	12-28	4/29	3-6
2nd Half	16-30	5/33	4-12
Game	28-58	4/83	7-18

Officials: Ed Hightower, John Higgins, Bob Staffen
 Technicals: None
 Attendance: 2,400

Score By Periods	1st	2nd	Final
Gonzaga	33	55	88
MARYLAND	34	42	76

LAHAINA, Hawaii (AP) - Chns McCray scored 17 points - nine in a 23-0 run in the second half - to lead Maryland to a victory over Chaminade in the consolation round of the EA Sports Maui Invitational.

The Terrapins (2-1) lost 88-76 to No. 8 Gonzaga in the opening round. Chaminade (0-2), the Division II host school of the eight-team tournament, led by as much as 11 in the first half.

Maryland ended any thoughts of an upset with the big second-half run that gave the Terrapins a 74-52 lead with 12:03 to play.

McCray hit a jumper to start the run that was fueled by Maryland's defense as Chaminade had trouble handling pressure and the Terrapins' size advantage inside.

Two free throws by Zach Whiting had given Chaminade a 52-51 lead with 17:13 to play. The Silverswords then missed five shots and committed six turnovers before Corey Campbell broke the drought with a 3-pointer with 11:41 left.

Maryland went on to lead by as many as 32 points, 96-64 with 3:49 to play.

James Gist and Nik Caner-Medley added 16 points apiece for Maryland, while Travis Gamson had 13 and Ekene Ibekwe 12.

Chns Reeves had 13 points for the Silverswords, and Campbell and Marko Kolaric 11 each. Whiting had eight points, 14 assists and nine turnovers.

Chaminade shot 51.6 percent in taking a 46-44 lead. The Silverswords led 38-27 with 4:17 left in the half and were still up 41-33 with 3:09 to play. But Gamson had four points in the Terrapins' 11-5 run to close the half.

Terps	min	FG	3-FG	FT	R	F	A	TO	B	S	TP
Gist	24	8-15	0-0	0-0	3	2	1	2	3	1	16
Caner-Med	25	6-8	1-1	3-4	8	0	1	1	1	1	16
Ibekwe	22	4-10	0-1	4-4	8	3	0	1	2	0	12
Strawberry	20	3-8	1-1	2-2	6	4	3	1	1	4	9
McCray	30	4-8	1-2	8-8	0	3	2	1	1	3	17
Gamson	21	5-8	0-0	3-4	7	1	2	0	0	0	13
Ledbetter	11	1-1	1-1	0-0	1	1	3	0	0	1	3
Jones	22	2-8	1-2	0-0	3	1	5	1	1	2	5
Brown	8	1-2	1-2	0-0	1	1	0	0	0	1	3
Bowers	7	1-2	0-0	2-2	1	5	0	1	0	0	4
Chukura	4	0-1	0-0	0-0	1	1	0	0	0	0	0
Neal	6	0-0	0-0	0-0	2	2	0	1	0	0	0
Team						1					
Totals	200	35-71	6-10	22-24	43	24	17	9	9	13	98

	Field Goal	3-Point FG	Free Throw
1st Half	15-38	3/95	2-3
2nd Half	20-33	6/66	4-7
Game	35-71	4/93	6/10

Swords	min	FG	3-FG	FT	R	F	A	TO	B	S	TP
Nelson	24	3-6	2-5	1-1	3	1	0	1	0	0	9
McCune	30	3-8	3-6	0-0	0	2	0	3	0	1	9
Kolaric	27	5-6	0-0	1-2	5	3	1	1	1	1	11
Reaves	30	5-14	2-7	1-4	7	2	3	3	0	0	13
Whiting	38	0-4	0-1	8-12	3	4	14	9	0	1	8
Powell	13	1-4	0-0	2-6	4	4	0	1	0	0	4
Campbell	22	4-12	1-6	2-2	4	2	0	0	0	0	



#20/23 MARYLAND **75**
RV/RV ARKANSAS **62**
Nov. 23, 2005 • Lahaina, Hawaii
Lahaina Civic Center • EA Sports Maui Invite

LAHAINA, Hawaii (AP) - Ekene Ibekwe had 16 points and Chns McCray added 15 and Maryland beat Arkansas in the fifth-place game of the Maui Invitational.

The Terrapins (3-1) bounced back from an opening-round loss to No. 8 Gonzaga with wins over Chaminade and Arkansas. Maryland was second in this tournament in 1994 and fourth in 2000.

Ibekwe had six rebounds, four steals and three blocks but like point guard D.J. Strawberry he was saddled with foul trouble in the second half. McCray and the rest of Maryland's reserves came up big in the second half, though, scoring the team's final 20 points.

Arkansas (2-2) pulled within 53-50 with 6:39 to play on a rebound basket by Danan Townes. Ibekwe hit two free throws 20 seconds later - the last points scored by a Maryland starter - to start a 13-3 run that gave the Terrapins control. McCray had five points in the run and he scored 12 points in the closing 5:08.

Ronnie Brewer had 19 points for the Razorbacks, who lost to No. 3 Connecticut in the opening round and beat Kansas in the consolation semifinals. Townes added 13 points.

Ibekwe was the key inside for Maryland as the Terrapins struggled from the penmeter by going 3-for-12 from 3-point range. The Terrapins finished with a 35-27 rebound advantage and both teams committed 21 turnovers.

Terps	min	FG	3-FG	FT	R	F	A	TO	B	S	TP
Gist	26	5-9	0-0	1-1	5	3	1	1	0	2	11
Caner-Med	38	2-10	0-3	1-2	4	0	3	3	0	2	5
Ibekwe	25	5-8	0-0	6-6	6	5	0	4	3	4	16
Strawberry	17	1-3	0-1	1-3	1	5	1	2	0	1	3
McCray	37	4-8	1-4	6-7	2	2	6	4	0	1	15
Garnson	21	5-5	0-0	0-0	7	4	1	1	0	1	10
Leadbetter	13	1-2	0-0	2-4	2	1	1	2	0	0	4
Jones	15	3-9	2-4	1-1	3	1	1	3	0	0	9
Brown	1	0-0	0-0	0-0	0	0	0	0	0	0	0
Bowers	7	0-1	0-0	2-2	1	1	0	0	0	0	2
Team					4			1			
Totals	200	26-55	3-12	20-26	35	22	14	21	3	11	75

	Field Goal	3-Point FG	Free Throw
1st Half	10-29	3-12	1-7
2nd Half	16-26	0-0	1-9
Game	26-55	3-12	2-16

R/backs	min	FG	3-FG	FT	R	F	A	TO	B	S	TP
Thomas	28	3-4	0-0	4-7	4	3	1	3	0	2	10
Hill	20	1-4	0-0	0-0	4	4	0	2	1	1	2
Jefferson	30	0-2	0-1	3-4	4	2	4	0	0	3	3
Brewer	37	6-15	2-7	5-6	4	1	2	2	0	5	19
Modica	26	4-7	2-4	1-2	0	2	2	6	0	1	11
McGowan	6	0-0	0-0	0-0	2	2	0	2	1	0	0
Townes	26	6-11	0-0	1-2	4	3	1	2	2	0	13
McCurdy	1	0-2	0-1	0-0	1	0	0	0	0	0	0
Ferguson	26	1-5	1-5	1-4	1	1	4	0	0	0	4
Team					3						
Totals	200	21-50	5-18	15-25	27	20	12	21	4	12	62

	Field Goal	3-Point FG	Free Throw
1st Half	11-26	4-23	3-11
2nd Half	10-24	1-7	2-7
Game	21-50	5-30	5-18

Officials: Donnee Gray, Mike Stuart, Sid Rodeheffer
Technicals: None
Attendance: 2,400

Score By Periods	1st	2nd	Final
MARYLAND	30	45	75
Arkansas	27	35	62

NICHOLLS STATE **56**
#20/23 MARYLAND **88**
Nov. 27, 2005 • College Park, Md.
Comcast Center

COLLEGE PARK, Md. (AP) - Chns McCray scored 20 points and Ekene Ibekwe scored nine of his 15 during a 16-0 run to open the second half that lifted Maryland to a victory over Nicholls State, its 23rd straight at home against a non-conference opponent.

After going to the locker room with a nine-point halftime lead, the Terps reeled off 16 straight points to go ahead 55-30. The margin swelled to 31 points with 10 minutes left.

Two days after returning from Hawaii, where they played three games in

less than 48 hours, the Terrapins (4-1) struggled for 20 minutes before finally playing to form.

Nik Caner-Medley scored 16 points and D.J. Strawberry had 12 points and a career-high 12 assists for the Terrapins, whose non-conference home streak will be tested Wednesday by Minnesota in the ACC-Big 10 Challenge.

The Terrapins had only eight turnovers, three after halftime. McCray sank all three of his 3-point tries in the second half.

Stefan Blaszczyński scored 20 for Nicholls State (1-4) and Ryan Bathie had 12 on 4-for-7 shooting from beyond the arc. The Colonels were playing in their fourth game in seven days, and it showed in the second half.

Nicholls State scored only 26 points in the second half and committed four turnovers during Maryland's 16-0 run.

Caner-Medley and McCray each scored 11 points before the Terrapins went into the locker room at halftime.

Maryland made eight of its first 13 shots for an 18-7 lead, but Bathie hit a pair of 3-pointers in an 8-0 spurt that got the Colonels to 31-24. Strawberry then made a 13-footer and McCray added a layup for an 11-point lead.

Nicholls State had 11 turnovers and 11 baskets before halftime.

Colonels	min	FG	3-FG	FT	R	F	A	TO	B	S	TP
Blaszczyński	34	7-15	2-5	4-4	9	2	1	5	0	1	20
Gray	22	3-6	0-0	1-2	2	4	2	2	0	0	7
Payne	30	2-4	0-0	1-3	3	3	2	3	5	0	5
Czepiel	25	0-3	0-2	0-0	1	0	2	2	0	0	0
Djukic	16	1-4	0-1	0-0	0	2	1	3	0	0	2
Dixon	10	1-3	0-0	0-0	1	1	1	0	0	0	2
Goffney	18	3-4	0-1	2-3	3	2	2	2	1	1	8
Payne	1	0-1	0-1	0-0	0	0	0	0	0	0	0
Bathie	19	4-8	4-8	0-0	2	2	1	1	1	0	12
Ganes	1	0-1	0-1	0-0	1	0	0	1	0	0	0
Verner	24	0-3	0-1	0-0	6	0	3	2	0	2	0
Team					2						
Totals	200	21-52	6-20	8-12	30	16	15	21	7	4	56

	Field Goal	3-Point FG	Free Throw
1st Half	11-26	4-23	5-11
2nd Half	10-26	3-8	1-9
Game	21-52	7-31	6-20

Terps	min	FG	3-FG	FT	R	F	A	TO	B	S	TP
Caner-Med	25	7-12	1-1	1-2	7	2	1	4	0	3	16
Ibekwe	23	7-10	0-0	1-3	6	3	2	1	1	0	15
Gist	17	3-8	0-0	2-2	5	1	0	0	5	0	6
Strawberry	25	5-6	0-0	2-3	3	1	12	0	0	3	12
McCray	27	8-13	4-5	0-0	4	1	3	0	0	2	20
Garnson	16	3-10	0-1	2-2	8	1	0	0	0	0	8
Leadbetter	16	1-3	0-1	2-2	1	0	0	2	0	0	4
Jones	18	0-5	0-2	1-2	2	2	2	0	0	1	1
Brown	9	0-2	0-0	0-0	3	0	1	1	1	0	0
Bowers	16	2-4	0-0	2-3	3	3	0	0	1	0	6
Chukura	1	0-0	0-0	0-0	0	0	0	0	0	0	0
Neal	7	0-3	0-0	0-0	0	0	0	0	0	0	0
Team					5						
Totals	200	36-76	5-10	11-19	47	14	21	8	8	9	88

	Field Goal	3-Point FG	Free Throw
1st Half	17-35	4-6	2-5
2nd Half	19-41	1-4	3-5
Game	36-76	5-10	5-10

Officials: Karl Hess, Emanuel Upton, Larry Rose
Technicals: None
Attendance: 17,950

Score By Periods	1st	2nd	Final
Nicholls State	30	26	56
MARYLAND	39	49	88

MINNESOTA **66**
#20/23 MARYLAND **83**
Nov. 30, 2005 • College Park, Md.
ACC-Big 10 Challenge • Comcast Center

COLLEGE PARK, Md. (AP) — Travis Garnson had 18 points and 10 rebounds, and Maryland overwhelmed injury-riddled Minnesota in the second half en route to an 83-66 victory in the ACC-Big Ten Challenge.

Nik Caner-Medley scored 16 points, and Mike Jones and D.J. Strawberry had 14 apiece for the Terrapins (5-1), who trailed by 15 in the early going and by six at halftime.

Maryland outscored the Golden Gophers 47-24 in a second half that featured the ejection of Minnesota coach Dan Monson.

Dan Coleman led the Gophers (2-2) with 16 points, and Adam Boone and J'son Stamper each scored 13. Minnesota was without injured guards Vincent Gner, Ryan Saunders and Kevin Payton. In addition, starting guard Maurice Hargrow left with a leg injury after playing just nine minutes.

Maryland opened the second half with a 15-1 run that made it 51-43. After Strawberry tied it with a layup, the junior guard added a three-point play to give

the Terrapins their first lead, 46-43. Strawberry then deflected the inbounds pass to Garrison, who sank a layup.

Minnesota closed to 56-50 before Jones had a dunk and running jumper in an 11-0 spree that gave Maryland a 17-point cushion with 10:45 left.

The Gophers outrebounded Maryland 21-8 and got nine points apiece from Coleman and Spencer Tollackson in taking a 42-36 lead at halftime.

Minnesota went 8-for-13 from the floor in the opening 10 minutes and used a 17-2 run to go up 23-8. Boone capped the run with two straight 3-pointers, including a bank shot from 22 feet as the shot clock expired.

Jones then scored eight points in a 10-3 spurt that got Maryland to 26-18, and minutes later Caner-Medley hit a 3-pointer and a layup in succession to cut the margin to five.

Gophers	min	FG	3-FG	FT	R	F	A	TO	B	S	TP
Stamper	25	5-9	1-2	2-3	12	4	0	5	0	0	13
Smith	22	1-3	0-0	1-2	1	1	0	1	2	0	3
Tollackson	33	5-11	0-0	1-2	5	3	1	3	1	0	11
Hargrow	9	1-3	0-2	0-0	1	0	0	1	0	0	2
Boone	40	4-12	3-7	2-2	1	2	5	6	0	1	13
Coleman	25	6-15	1-4	3-4	4	4	1	4	1	0	16
Williams	16	1-2	0-0	1-2	5	4	1	1	1	0	3
Puchtel	2	0-0	0-0	0-0	1	0	0	0	0	0	0
Abu-Shmala	28	2-6	1-3	0-0	9	4	1	1	0	0	5
Team					4	2					
Totals	200	25-61	6-18	10-15	43	24	9	22	5	1	66

	Field Goal	3-Point FG	Free Throw
1st Half	17-29	5-8	5-9
2nd Half	8-32	2-10	1-9
Game	25-61	7-18	6-18

Terps	min	FG	3-FG	FT	R	F	A	TO	B	S	TP
Caner-Med	31	5-11	1-1	5-7	5	3	2	2	0	3	16
Garnson	30	6-12	0-0	6-10	10	1	0	3	1	1	18
Ibekwe	15	3-6	0-0	2-5	3	3	0	1	1	0	8
Strawberry	33	5-9	1-1	3-3	1	4	5	1	0	4	14
McCray	32	4-6	0-1	3-4	2	2	6	0	1	2	11
Leadbetter	15	0-1	0-0	0-0	0	2	3	0	0	0	0
Gist	15	0-2	0-0	2-4	1	1	0	1	0	1	2
Jones	20	6-10	2-2	0-0	2	0	1	1	0	2	14
Brown	2	0-1	0-0	0-0	0	0	0	0	0	0	0
Bowers	7	0-2	0-0	0-0	0	1	0	0	0	0	0
Team					7						
Totals	200	29-60	4-5	21-33	31	17	17	9			

2006-07 MARYLAND MEN'S BASKETBALL



1 TEAM

The Colonials shot 29 percent in the first half, but forced 14 turnovers in taking a 34-29 lead. GW outrebounded Maryland 41-40 and forced 25 turnovers.

Colonials	min	FG	3-FG	FT	R	F	A	TO	B	S	TP
Williams	26	1-4	0-1	2-2	3	4	0	3	3	1	4
Hall	39	5-13	1-6	3-5	12	1	3	2	0	2	14
Mensah-Bon	23	3-5	0-0	3-6	8	5	0	3	3	0	9
Pinnock	36	6-17	2-5	5-6	8	5	3	5	0	2	19
Elliott	29	2-6	0-1	7-8	2	4	3	2	0	1	11
McDonald	11	1-3	0-0	0-0	0	1	0	0	0	0	2
Diggs	1	0-0	0-0	0-0	0	0	0	0	0	0	0
Kreev	3	0-0	0-0	0-0	1	0	0	0	0	0	0
Rice	32	7-17	2-6	3-4	3	4	1	1	0	1	19
Team					4						
Totals	200	25-65	5-19	23-31	41	24	10	16	6	7	78

	Field Goal	3-Point FG	Free Throw
1st Half	10-34	294	5-13
2nd Half	15-31	484	0-6
Game	25-65	385	5-19

Terps	min	FG	3-FG	FT	R	F	A	TO	B	S	TP
Ibekwe	20	3-6	0-0	3-6	3	4	1	2	1	0	9
Caner-Med	37	4-12	0-1	2-2	3	1	1	2	1	1	10
Gist	26	4-5	0-0	3-4	7	3	2	3	2	1	11
Strawberry	34	4-10	0-1	2-5	3	5	7	7	1	2	10
McCray	38	7-10	3-6	4-6	5	3	3	3	1	2	21
Garnson	18	1-5	0-1	4-7	10	3	1	3	1	0	6
Ledbetter	5	0-1	0-0	0-0	1	2	0	1	0	0	0
Jones	14	1-4	1-2	0-0	1	3	0	2	0	0	3
Bowers	8	0-0	0-0	0-0	0	1	0	2	1	0	0
Team					7						
Totals	200	24-53	4-11	18-30	40	25	15	25	8	6	70

	Field Goal	3-Point FG	Free Throw
1st Half	9-26	346	0-3
2nd Half	15-27	556	4-8
Game	24-53	453	4-11

Officials: Tim Higgins, Bob Donato, Jim Burr
 Technicals: GW-Elliott
 Attendance: 11,712

Score By Periods	1st	2nd	Final
George Washington	34	44	78
MARYLAND	29	41	70

WESTERN CAROLINA **57**
#17/21 MARYLAND **87**
 Dec. 7, 2005 • College Park, Md.
 Comcast Center

COLLEGE PARK, Md. (AP) - Travis Garnson had a career-high 23 points and 14 rebounds, and Ekene Ibekwe led a second-half run that carried Maryland past Western Carolina.

Ibekwe scored 12 of his 18 points after halftime, and D.J. Strawberry added 13 points for the Terrapins (6-2), who led by four at the break.

Nik Caner-Medley grabbed 10 rebounds to become the 26th player in Maryland history to reach 1,000 points and 500 rebounds.

Jared Outing led Western Carolina (5-6) with 12 points and Antonio Russell scored 11.

Maryland used a 15-4 run at the outset of the second half to expand a 39-35 lead to 15 points. Ibekwe launched the surge with six straight points and finished it with a dunk.

It was 56-43 before a 3-pointer by Strawberry and a dunk by Ibekwe sparked a 14-2 run that Garnson concluded with seven straight points.

Maryland played without leading scorer Chns McCray, who injured his left ankle during the George Washington game. He was replaced in the starting lineup by Mike Jones, who scored six points.

Garnson, a senior center, had 16 points and 14 rebounds in the first half, and Maryland outrebounded the Catamounts 25-7. But Western Carolina went 6-for-11 from 3-point range to stay within striking distance.

Maryland led 18-13 before Kyle Greathouse connected three times from beyond the arc during an 11-2 run that put the Catamounts up 24-20.

A putback by Garnson - Maryland's first basket in more than 6 minutes - tied it at 24. Minutes later, Caner-Medley scored in the lane and Jones hit a 3-pointer to give the Terrapins a 33-28 lead.

Cata mts	min	FG	3-FG	FT	R	F	A	TO	B	S	TP
Outing	21	5-8	1-1	1-2	4	4	2	3	1	1	12
Berghoefer	26	2-6	0-0	3-4	2	2	2	2	1	0	7
Russell	29	5-12	1-6	0-0	1	2	2	0	1	0	11
Wilson	24	0-4	0-4	0-0	3	3	2	1	0	1	0
Greathouse	33	3-7	3-6	0-0	0	3	0	3	0	1	9
Muirhead	29	2-6	1-3	3-4	2	3	2	3	0	1	8
Bowie	11	3-5	1-2	0-0	1	1	0	1	3	0	7
McKenna	10	0-0	0-0	0-0	4	1	0	0	0	0	0
Jenkins	3	0-1	0-1	0-0	0	0	0	0	0	0	0
Johnson	14	0-1	0-1	3-4	1	0	1	0	0	0	3
Team					2			1			
Totals	200	20-50	7-24	10-14	20	19	11	14	6	4	57

	Field Goal	3-Point FG	Free Throw
1st Half	12-24	.500	6-11
2nd Half	8-26	.308	1-13
Game	20-50	.400	7-24

Terps	min	FG	3-FG	FT	R	F	A	TO	B	S	TP
Caner-Med	26	4-8	0-0	0-0	10	0	2	2	0	1	8
Garnson	29	9-13	1-2	4-4	14	2	0	0	2	2	23
Ibekwe	19	7-12	0-1	4-7	6	3	0	0	0	1	18
Strawberry	24	3-4	1-1	6-6	2	0	4	3	0	1	13
Jones	33	2-7	2-5	0-0	1	3	3	3	0	0	6
Ledbetter	19	2-5	0-0	1-2	1	0	2	0	0	3	5
Gist	10	1-4	0-0	2-4	1	1	0	0	0	1	4
Brown	18	1-3	0-1	0-0	4	0	5	1	0	1	2
Bowers	14	2-4	0-0	0-2	1	1	0	0	1	0	4
Chukura	4	1-4	0-0	0-0	3	0	0	0	0	0	2
Neal	4	0-1	0-0	2-2	1	1	0	0	0	0	2
Team					5						
Totals	200	32-65	4-10	19-27	49	11	16	9	3	10	87

	Field Goal	3-Point FG	Free Throw
1st Half	13-29	448	1-5
2nd Half	19-36	528	3-5
Game	32-65	492	4-10

Officials: Ted Valentine, Raymond Styons, Curtis Blair
 Technicals: None
 Attendance: 17,950

Score By Periods	1st	2nd	Final
Western Carolina	35	22	57
MARYLAND	39	48	87

#6 BOSTON COLLEGE **71**
#17/21 MARYLAND **73**
 Dec. 11, 2005 • College Park, Md.
 Comcast Center

COLLEGE PARK, Md. (AP) - Ekene Ibekwe scored 21 points and Chns McCray had 16 as Maryland spoiled the Atlantic Coast Conference debut of 6th-ranked Boston College, 73-71.

Maryland held a 19-5 edge at the free-throw line which aided the Terrapins' effort. The game was physical from the opening tip, which ended up working in Maryland's favor.

Craig Smith had 23 points and 12 rebounds, and Sean Marshall scored 15 points for the Eagles, who lost to a Top 25 team for the second time in six days.

The Eagles trailed 73-68 before Tyrese Rice hit a 3-pointer with 2:2 seconds left. After Maryland threw the inbounds pass away, Boston College did the same thing. As the final buzzer sounded, several hundred fans stormed the court to celebrate.

A 5-0 spurt put Maryland up 65-62 with 3:56 left. After Rice made a layup, Ibekwe missed two free throws with 2:21 to go.

D.J. Strawberry stole the ball on the other end, and McCray made a three-point play for a 68-64 lead. Then, after Smith made one of two foul shots, a Maryland basket was wiped out by an offensive goaltending call.

Smith then fouled out when called for a charge, and a reverse layup by Nik Caner-Medley put Maryland up 70-65 with 43 seconds left.

Maryland led by three points on four occasions during the first 8 minutes of the second half, but the Eagles kept coming back. Then, after BC's Akida McLain missed an easy layup, James Gist made two foul shots to put the Terrapins ahead 49-45 with 11:05 to go.

Marshall followed with a 3-pointer, Smith made a baseline jumper and Marshall sank one of two foul shots to give BC a 51-49 lead.

There were three ties and five lead changes the rest of the way.

Eagles	min	FG	3-FG	FT	R	F	A	TO	B	S	TP
Smith	37	11-15	0-0	1-2	12	5	5	4	2	3	23
Oudley	40	6-15	0-3	0-4	7	2	3	1	1	2	12
Oates	27	1-2	1-2	0-0	3	4	0	0	1	1	3
Hinnant	33	3-5	0-2	0-1	1	3	2	4	0	1	6
Marshall	28	5-9	1-2	4-8	6	4	4	3	0	1	15
Haynes	5	0-0	0-0	0-0	2	1	0	0	0	0	0
Rice	18	3-6	2-3	0-0	0	2	3	5	0	1	8
McLain	12	2-7	0-0	0-0	4	3	1	1	0	0	4
Team					1						
Totals	200	31-59	4-12	5-15	36	24	18	18	4	9	71

	Field Goal	3-Point FG	Free Throw
1st Half	16-28	571	1-5
2nd Half	15-31	484	3-7
Game	31-59	525	4-12

Terps	min	FG	3-FG	FT	R	F	A	TO	B	S	TP
Caner-Med	28	4-6	0-1	1-2	7	4	0	3	1	0	9
Garnson	25	3-8	0-0	2-2	5	4	0	1	0	0	8
Ibekwe	34	8-13	0-0	5-8	9	3	2	2	1	2	21
Strawberry	27	1-6	0-1	2-4	1	3	4	3	0	2	4
McCray	38	4-8	1-3	7-8	5	0	5	5	2	1	16
Ledbetter	8	0-1	0-0	0-0	0	0	0	0	0	1	0
Gist	17	2-4	0-0	2-5	1	0	0	0	1	0	6
Jones	16	4-7	1-2	0-0	1	0	1	0	0	0	9
Brown	5	0-0	0-0	0-0	1	0	2	0	0	0	0
Bowers	2	0-0	0-0	0-0	0	2	0	1	0	0	2
Team					1						
Totals	200	26-53	2-7	19-29	31	16	14	15	5	6	73

	Field Goal	3-Point FG	Free Throw
1st Half	15-32	469	1-5
2nd Half	11-21	524	1-2
Game	26-53	491	2-7

Officials: Karl Hess, Gary Maxwell, Bernard Clinton
 Technicals: None
 Attendance: 17,950

Score By Periods	1st	2nd	Final
Boston College	33	38	71
MARYLAND	35	38	73

AMERICAN **55**
#16/16 MARYLAND **81**
 Dec. 23, 2005 • College Park, Md.
 Comcast Center

COLLEGE PARK, Md. (AP) - Nik Caner-Medley and Chns McCray each scored 17 points, and No. 16 Maryland held American University to 17 points in the first half of a victory.

Ekene Ibekwe had 13 points and 11 rebounds for the Terrapins (8-2), who showed little signs of rust after a 12-day layoff. Maryland led by 26 points at halftime after shooting 46 percent, outrebounding American 27-14 and forcing 12 turnovers.

Maryland scored 18 points off turnovers and had 27 fast-break points. Andre Ingram and Jordan Nichols each had 11 points for the Eagles (3-7), whose three-game winning streak ended. AU has lost 13 straight to Maryland, including a 21-point defeat last season.

The Eagles had more turnovers (12) than baskets (7) and shot 26 percent in falling behind by halftime.

After American's Brayden Billbe made the game's first field goal, successive baskets by Caner-Medley sparked a 12-0 run that included by six straight points by Ibekwe.

It was 17-6 before D.J. Strawberry banked in a jumper and back-up point guard Parnsh Brown scored off a steal to begin a 16-2 spurt that put Maryland up by 23.



	Field Goal	3-Point FG	Free Throw
1st Half	7-27 259	1-8 125	2-4 500
2nd Half	14-32 438	4-9 444	6-11 545
Game	21-59 356	5-17 294	8-15 533

Terps	min	FG	3-FG	FT	R	F	A	TO	B	S	TP
Garnson	13	0-5	0-0	4-4	4	4	0	2	0	1	4
Caner-Med	27	7-11	1-3	2-3	9	0	1	2	3	1	17
Ibekwe	29	4-12	0-0	5-7	11	4	2	3	2	1	13
Strawberry	28	4-8	1-3	0-0	5	2	4	1	0	2	9
McCray	27	7-9	3-5	0-0	2	1	1	4	0	2	17
Ledbetter	8	0-0	0-0	0-1	2	0	1	2	0	0	0
Gist	16	2-3	0-0	2-2	4	1	3	1	3	2	6
Jones	14	3-9	3-8	0-0	6	1	1	1	1	0	9
Brown	14	3-6	0-3	0-0	1	0	4	1	0	3	6
Bowers	15	0-2	0-0	0-0	1	2	1	0	1	0	0
Chukura	4	0-1	0-1	0-0	1	0	0	1	0	1	0
Neal	5	0-2	0-0	0-0	0	0	0	0	0	0	0
Team					6						
Totals	200	30-68	8-23	13-17	52	15	18	18	10	13	81

	Field Goal	3-Point FG	Free Throw
1st Half	16-35 457	3-11 273	8-10 800
2nd Half	14-33 424	5-12 417	5-7 714
Game	30-68 441	8-23 348	13-17 765

Officials: Bob Donato, Michael Kitts, Jim Haney
Technical: None
Attendance: 17,950 (sellout)

Score By Periods	1st	2nd	Final
Delaware State	17	38	55
MARYLAND	43	38	81

Game #11
DELAWARE STATE 54
#14/16 MARYLAND 68
Dec. 28, 2005 • College Park, Md.
Comcast Center

COLLEGE PARK, Md (AP) - Nik Caner-Medley scored 16 points, and Maryland limited Delaware State to five baskets in the first half of a victory.
Ekene Ibekwe had 12 points and 10 rebounds for the Terrapins (9-2), who forced the Hornets into 5-for-20 shooting while building a 36-13 halftime lead.

It was the 550th career win for Maryland coach Gary Williams, who has guided the Terrapins to 27 consecutive non-conference home victories. Williams (550-308) has 343 wins at Maryland, five short of Lefty Driesell's school record.

Maryland has won four straight and eight of nine. In their last game, the Terrapins yielded only 17 first-half points in an 81-55 rout of American University.

Jahsha Bluntt scored a career-high tying 24 points for Delaware State (2-9), the defending Mid-Eastern Athletic Conference champions. All 11 of the Hornets' games this season have been on the road.

Maryland led 9-6 before Mike Jones hit a 3-pointer to spark a 10-0 run. After Tracey Worley made a baseline jumper to bring the Hornets to 19-8 with seven minutes left in the first half, the Terrapins went on a 17-2 spree to go up 36-10. Caner-Medley scored eight points in the run.

At halftime, the Hornets had 11 turnovers, were 0-for-5 from 3-point range and 3-for-6 at the free throw line.

Delaware State abandoned its deliberate style in the second half. Bluntt hit a pair of 3-pointers in the opening 90 seconds - the first time in the game that Delaware State made successive baskets.

It was 46-27 before Bluntt scored four points in a 10-1 run that got the Hornets within 10 with 9:19 left.

Caner-Medley then scored on a drive and made two free throws to make it 51-37, and James Gist added two free throws for a 16-point cushion.

Hornets	min	FG	3-FG	FT	R	F	A	TO	B	S	TP
Fleetwood	22	4-7	0-1	0-0	2	2	1	1	1	3	8
Roundtree	23	2-3	0-1	1-4	3	3	2	2	1	2	5
Shine	36	2-5	0-1	2-2	2	2	5	3	0	1	6
Bluntt	40	7-21	4-11	6-6	5	2	2	1	0	2	24
Dickens	11	0-1	0-0	0-0	1	1	0	3	0	0	0
Brown	20	1-3	0-1	0-0	3	3	1	1	0	0	2
Bush	5	1-2	0-0	0-0	1	1	0	0	0	1	2
Walker	3	0-0	0-0	0-0	1	0	0	0	0	0	0
Worley	36	3-7	0-2	1-2	3	3	2	1	0	0	7
Mji	4	0-2	0-0	0-0	1	0	0	0	0	0	0
Team					4			2			
Totals	200	20-51	4-17	10-14	25	18	13	14	2	9	54

	Field Goal	3-Point FG	Free Throw
1st Half	5-20 250	0-5 000	3-6 500
2nd Half	15-31 484	4-12 333	7-8 875
Game	20-51 392	4-17 235	10-14 714

Terps	min	FG	3-FG	FT	R	F	A	TO	B	S	TP
Garnson	28	4-9	0-1	0-0	5	0	1	1	2	0	8
Caner-Med	36	6-10	0-2	4-4	6	2	4	1	0	5	16
Ibekwe	29	6-10	0-0	0-0	10	3	0	3	1	1	12
Strawberry	36	3-9	1-4	3-4	5	1	4	3	0	1	10
Jones	16	1-4	1-4	0-0	0	3	1	4	0	1	3
Ledbetter	3	0-0	0-0	0-0	0	0	0	1	0	0	0
McCray	27	3-7	1-4	4-4	3	2	2	2	1	1	11
Gist	21	1-2	0-0	6-8	5	1	2	1	2	0	8
Brown	2	0-1	0-0	0-0	0	0	0	0	0	0	0
Bowers	2	0-0	0-0	0-0	0	2	0	0	0	0	0
Team					5			1			
Totals	200	24-52	3-15	17-20	39	14	14	17	6	9	68

	Field Goal	3-Point FG	Free Throw
1st Half	15-30 500	3-9 333	3-4 750
2nd Half	9-22 409	0-6 000	14-16 875
Game	24-52 462	3-15 200	17-20 850

Officials: Leslie Jones, Dwayne Gladden, Bernard Clinton
Technical: None
Attendance: 17,950 (sellout)

Score By Periods	1st	2nd	Final
Delaware State	13	41	54
MARYLAND	36	32	68

Game #12
VMI 68
#14/16 MARYLAND 99
Dec. 31, 2005 • College Park, Md.
Comcast Center

COLLEGE PARK, Md (AP) - D.J. Strawberry scored 16 points, Chns McCray added 15 and Maryland coasted to its fifth straight victory, 99-68 over VMI.

Nik Caner-Medley had 10 points and a team-high six assists for the Terrapins (10-2), who placed five players in double figures. Maryland scored the game's first 13 points and led 56-20 at halftime.

With Strawberry and McCray leading the way, the Terps peeled off runs of 13, 10 and 19 points in their most productive first half of the season. Maryland shot 65 percent (24-for-37) and held the Keydets to 8-for-29 shooting over the opening 20 minutes.

The Terrapins have won 28 consecutive non-conference home games, including seven this season.

Reggie Williams led VMI (5-6) with 19 points and Matt Murrer had 17. Maryland took the lead for good when Strawberry made a short jumper off the opening tip. The junior guard had three baskets and McCray added a dunk and a 3-pointer in the opening 13-0 run.

Maryland made its first seven shots in going up 17-2. The Keydets, conversely, opened 1-for-9 with five turnovers before Williams sank a jumper and Matt Murrer hit a 3-pointer to cut the deficit to 10.

It was 25-15 before Strawberry converted a drive, McCray made a layup and Caner-Medley scored twice in a 10-second span. Travis Gamson followed with a layup, capping a 10-0 run that put Maryland ahead by 20.

After Chavis Holmes interrupted the run with a layup, Strawberry hit a 3-pointer to start a string of 19 straight points that increased the margin to 37. Five players scored in the surge, including junior college transfer Parnsh Brown, who connected twice from beyond the arc and finished with a season-high 13 points.

Keydets	min	FG	3-FG	FT	R	F	A	TO	B	S	TP
Murrer	38	6-9	4-6	1-2	8	2	0	2	0	1	17
Williams	35	6-18	2-9	1-4	3	2	5	3	0	1	19
Mankevicius	26	4-6	0-0	0-2	3	4	0	0	3	1	8
Holmes	25	3-8	0-1	1-2	4	1	6	5	0	3	7
Castleberry	9	1-1	1-1	0-0	1	0	0	1	0	0	3
Robinson	5	0-2	0-1	0-0	0	0	0	1	0	1	0
Christiansen	16	0-2	0-2	0-0	1	1	3	3	0	0	0
Joseph	4	0-2	0-2	0-0	0	0	0	0	0	0	0
Holmes	28	5-10	4-8	0-2	2	0	3	3	1	2	14
McCargo	5	0-3	0-0	0-0	2	0	0	0	0	0	0
Jarman	9	0-3	0-0	0-0	2	0	0	2	0	0	0
Team					4						
Totals	200	27-64	11-30	3-12	30	10	17	20	4	9	68

	Field Goal	3-Point FG	Free Throw
1st Half	8-29 276	4-15 267	0-5 000
2nd Half	19-35 543	7-15 467	3-7 429
Game	27-64 422	11-30 367	3-12 250

Terps	min	FG	3-FG	FT	R	F	A	TO	B	S	TP
Garnson	18	5-10	0-1	2-2	3	0	2	1	1	2	12
Caner-Med	22	5-7	0-1	0-0	4	0	6	0	0	0	10
Ibekwe	22	2-6	0-0	2-4	8	0	1	3	1	2	6
Strawberry	20	6-7	1-2	3-4	1	1	4	1	0	2	16
McCray	21	6-9	1-3	2-2	3	1	2	3	0	4	15
Ledbetter	18	2-5	0-0	0-0	2	0	5	2	0	1	4
Gist	15	3-6	0-0	3-4	5	3	0	1	0	0	9
Jones	15	3-6	1-3	0-0	4	3	0	1	0	0	7
Brown	20	5-9	3-4	0-0	3	2	4	2	0	0	13
Bowers	18	0-2	0-1	0-0	5	1	3	1	0	0	0
Chukura	4	0-1	0-1	0-0	0	0	0	0	0	0	0
Neal	7	3-3	1-1	0-0	1	0	1	0	0	0	7
Team					5						
Totals	200	40-71	7-17	12-16	44	11	28	15	2	12	99

	Field Goal	3-Point FG	Free Throw
1st Half	24-37 649	5-9 556	3-4 750
2nd Half	16-34 471	2-8 250	9-12 750
Game	40-71 563	7-17 412	12-16 750

Officials: Jamie Luckie, Roger Ayers, Mark Schnur
Technical: None
Attendance: 17,950 (sellout)

Score By Periods	1st	2nd	Final
VMI	20	48	68
MARYLAND	56	43	99

Game #13
TEXAS A&M-CORPUS CHRISTI 73
#12/14 MARYLAND 99
Jan. 4, 2006 • College Park, Md.
Comcast Center

COLLEGE PARK, Md. (AP) - Nik Caner-Medley scored 23 points, Chns McCray added 16, and the Terrapins tuned up for Atlantic Coast Conference play by beating Texas A&M-Corpus Christi.

It was the 29th consecutive non-conference home victory for the Terrapins (11-2), who closed the first half with a 23-5 run to go up 48-30. Maryland upped the margin to 34 points with 12 minutes left and coasted to its sixth straight win.

Fifteen of the Terrapins' next 16 games are against ACC teams, the exception a Jan. 28 matchup against Temple. The run begins Saturday at Miami.

Chns Daniels scored 18 points and Aaron White had 15 for Texas A&M-Corpus Christi (10-5). The Islanders went 10-for-26 from 3-point range and committed 24 turnovers.

It was 25-all before Caner-Medley hit a baseline jumper and McCray scored off a steal, sparking a 9-0 run that Caner-Medley capped with a 3-pointer. After Josh Washington hit a 3 for the Islanders, McCray made a jumper and two free throws to start a run of 11 straight points for a 45-28 lead.

Rashad Mintz then made two free throws for Texas A&M-Corpus Christi before D.J. Strawberry (14 points) hit a 3-pointer for the Terrapins at the first-half buzzer.

2006-07 MARYLAND MEN'S BASKETBALL



1 TEAM

Terps	min	FG	3-FG	FT	R	F	A	TO	B	S	TP
Garrison	13	1-8	0-0	4-4	4	3	0	1	0	2	6
Caner-Med	26	8-13	2-5	5-6	1	2	1	1	0	0	23
Ibekwe	24	2-5	0-0	5-6	7	3	0	0	3	2	9
Strawberry	26	6-11	2-2	0-1	5	1	3	2	0	3	14
McCray	30	6-13	0-3	4-4	7	2	4	2	0	4	16
Ledbetter	8	1-2	0-1	2-3	3	0	0	1	0	0	4
Gist	22	4-7	0-1	0-0	7	2	1	1	1	1	8
Jones	14	0-4	0-3	2-2	0	0	1	0	0	0	2
Brown	14	3-7	0-2	2-2	1	2	3	1	0	2	8
Bowers	17	2-3	1-1	0-0	1	3	0	0	2	0	5
Chukura	3	1-1	1-1	1-2	1	0	0	0	0	0	4
Neal	3	0-1	0-0	0-0	1	0	0	0	0	0	0
Team											2
Totals	200	34-75	6-19	25-30	40	18	13	9	6	14	99

	Field Goal	3-Point FG	Free Throw
1st Half	18-36	500	3-11
2nd Half	16-39	410	3-8
Game	34-75	453	6-19

Officials: Mike Wood, Stephen Gordon, Emanuel Upton
 Technicals: TAMU-CC Bench
 Attendance: 17,950 (sellout)

Score By Periods	1st	2nd	Final
TAMU-Corpus Chnst	30	43	73
MARYLAND	48	51	99

Game #14

#12/14 MARYLAND 70 MIAMI 84

Jan. 7, 2006 • Coral Gables, Fla.
 BankUnited Center

CORAL GABLES, Fla. (AP) - The Miami Hurricanes scored the first 13 points, sank a season-high 12 3-pointers and beat Maryland.

Miami's three starting guards totaled 65 points. Anthony Hams scored a season-high 22 in 24 minutes, Robert Hite tied a season high with 22 and Guillermo Diaz had 21.

Miami (9-6, 1-1 ACC) beat a ranked team for the first time in four tries this season. The upset snapped a six-game winning streak for the Terrapins (11-3, 1-1), who lost in overtime at Miami last year.

Nik Caner-Medley scored 19 points for the Terps. Miami missed only seven of 19 3-point tries and went 7-for-10 in the second half. Hams finished 4-for-4.

Maryland's D.J. Strawberry had 14 points, while Travis Garrison scored 12 points.

Maryland failed to score on its first seven possessions, while Miami sank a trio of 3-pointers en route to a 13-0 lead. Garrison's free throw at 15:49 got the Terrapins on the board, but consecutive 3-pointers by Diaz and Denis Clemente put the Hurricanes ahead 27-15.

The Hurricanes' halftime lead was 37-33, even though Maryland shot 54 percent.

The Terps cut the margin to 44-43 early in the second half but never pulled even. Hams sank consecutive 3-pointers to build Miami's lead back to seven. Hite's drive and dunk made it 57-48, and he sank back-to-back 3-pointers for a 65-62 lead with nine minutes to go.

Another 3-pointer by Hite made it 72-56, and his three-point play gave the Hurricanes their biggest margin at 75-58.

Terps	min	FG	3-FG	FT	R	F	A	TO	B	S	TP
Caner-Med	35	6-11	1-2	6-6	3	2	2	5	0	1	19
Ibekwe	25	3-7	0-0	3-5	5	1	1	4	2	0	9
Garrison	19	4-9	1-1	3-4	4	2	0	1	1	0	12
Strawberry	36	5-10	0-1	4-7	0	4	3	6	0	1	14
McCray	33	1-7	1-5	2-3	4	4	5	1	1	1	5
Ledbetter	6	0-0	0-0	0-0	3	0	0	0	0	0	0
Gist	20	4-4	0-0	0-0	3	2	2	1	3	0	8
Jones	13	1-3	1-3	0-0	3	1	0	1	0	0	3
Brown	4	0-0	0-0	0-0	1	0	1	1	0	0	0
Bowers	9	0-0	0-0	0-0	0	3	0	0	0	0	0
Team											4
Totals	200	24-51	4-12	18-25	30	19	14	20	7	3	70

	Field Goal	3-Point FG	Free Throw
1st Half	14-26	538	2-5
2nd Half	10-25	400	2-7
Game	24-51	471	4-12

'Canes	min	FG	3-FG	FT	R	F	A	TO	B	S	TP
Hamilton	28	1-3	0-0	0-0	4	4	2	1	1	1	2
King	33	3-9	0-0	2-2	9	3	0	0	0	1	8
Hams	24	8-11	4-4	2-2	1	4	3	6	1	1	22
Diaz	36	6-13	3-6	6-9	5	1	9	2	0	3	21
Hite	37	8-15	4-6	2-3	8	1	1	1	0	1	22
Graham	5	1-1	0-0	0-0	0	1	0	0	0	1	2
Clemente	17	1-2	1-2	0-1	0	1	1	3	0	1	3
Asbury	7	0-3	0-1	2-2	5	0	0	0	0	0	2
Hicks	13	1-4	0-0	0-0	2	2	1	0	0	1	2
Team											3
Totals	200	29-61	12-19	14-19	37	17	17	14	2	10	84

	Field Goal	3-Point FG	Free Throw
1st Half	13-30	433	5-9
2nd Half	16-31	516	7-10
Game	29-61	475	12-19

Officials: Ted Valentine, Larry Rose, Ray Natili
 Technicals: None
 Attendance: 5,125

Score By Periods	1st	2nd	Final
MARYLAND	33	37	70
Miami	37	47	84

Game #15

#21/23 MARYLAND 52 #1/1 DUKE 76

Jan. 11, 2006 • Durham, N.C.
 Cameron Indoor Stadium

DURHAM, N.C. (AP) - Shelden Williams got his first career triple-double and J.J. Redick scored 27 points, helping the top-ranked Blue Devils snap a three-game losing streak to Maryland.

Maryland swept the series a year ago after beating Duke in the final of the 2004 Atlantic Coast Conference tournament, and Williams and his teammates came out with an inspired first half to make sure it wouldn't happen again.

He had 19 points, 11 rebounds and a career-high 10 blocks for the Blue Devils (15-0, 3-0), who scored the game's first seven points and eventually stretched the lead to 45-22 at halftime. They held the Terrapins (11-4, 1-2) to 29 percent shooting in the opening 20 minutes while forcing 18 of Maryland's season-high 29 turnovers.

Redick, the ACC's leading scorer, finished 9-of-22, including 4-of-13 on 3-pointers.

Williams helped keep all of Maryland's players in single digits in points until Chns McCray made a layup with 3:12 minutes to reach 10.

He eventually got to 12 to lead the Terrapins, who lost their second in a row in front of a celebrity-filled crowd that included Magic Johnson, Boston Celtics head of basketball operations Danny Ainge and former Duke players Christian Laettner, Brian Davis and Jay Williams.

Nik Caner-Medley and Ekene Ibekwe led Maryland with nine rebounds apiece, while Travis Garrison finished with four blocked shots.

Terps	min	FG	3-FG	FT	R	F	A	TO	B	S	TP
Garrison	20	0-8	0-0	0-0	7	1	1	2	4	2	0
Caner-Med	29	2-8	1-2	3-4	9	2	0	4	2	0	8
Ibekwe	24	4-11	0-0	0-0	9	2	1	0	1	0	8
Strawberry	27	3-7	0-0	0-0	2	4	1	5	0	1	6
McCray	30	4-11	2-7	2-2	5	3	1	6	2	1	12
Ledbetter	22	0-5	0-0	0-0	1	2	1	2	0	0	0
Gist	22	2-2	0-0	3-4	1	3	0	2	0	1	7
Jones	13	1-7	1-3	0-0	5	0	0	3	1	1	3
Brown	6	2-2	0-0	2-3	1	1	1	4	0	2	6
Bowers	5	0-1	0-0	0-0	0	1	0	0	1	0	0
Chukura	0+	0-0	0-0	0-0	0	0	0	0	0	0	0
Neal	2	1-1	0-0	0-0	1	0	0	1	0	1	2
Team											4
Totals	200	19-63	4-12	10-13	45	19	6	29	11	9	52

	Field Goal	3-Point FG	Free Throw
1st Half	8-28	286	2-7
2nd Half	11-35	314	2-5
Game	19-63	302	4-12

'Devils	min	FG	3-FG	FT	R	F	A	TO	B	S	TP
McRoberts	21	0-0	0-0	1-2	2	3	1	2	3	2	1
Williams	36	8-16	0-0	3-5	11	1	3	2	10	2	19
Paulus	35	3-7	1-3	3-4	4	1	3	5	0	2	10
Redick	36	9-22	4-13	5-6	2	1	2	2	1	1	27
Dockery	33	3-9	2-4	2-2	4	3	4	3	0	5	10
Pocius	3	0-0	0-0	0-0	0	0	0	0	0	0	0
Davidson	2	0-0	0-0	0-0	0	0	0	1	0	0	0
Melchiorri	18	1-4	1-3	0-0	3	3	3	2	0	3	3
Nelson	10	2-2	2-2	0-0	2	1	2	1	0	4	6
Boyun	2	0-0	0-0	0-0	1	1	0	1	0	0	0
Perkins	2	0-1	0-0	0-0	0	0	0	0	0	0	0
Boateng	2	0-0	0-0	0-0	0	0	0	1	0	0	0
Team											8
Totals	200	26-61	10-25	14-19	37	14	18	20	14	19	76

	Field Goal	3-Point FG	Free Throw
1st Half	16-37	432	8-16
2nd Half	10-24	417	2-9
Game	26-61	426	10-25

Officials: Bryan Kersey, Karl Hess, Mike Eades
 Technicals: MD-Ibekwe
 Attendance: 9,314

Score By Periods	1st	2nd	Final
MARYLAND	22	30	52
Duke	45	31	76

Game #16

RV/RV WAKE FOREST #21/23 MARYLAND 86 90

Jan. 15, 2006 • College Park, Md.
 Comcast Center

COLLEGE PARK, Md. (AP) - Mike Jones scored 22 points, D.J. Strawberry added 18, and Maryland kept Wake Forest winless in the Atlantic Coast Conference with a 90-86 victory.

Up by 17 points with 9:44 left, Maryland appeared poised to post a comfortable win over Wake Forest.

Justin Gray had other ideas.

Gray scored a career-high 38 points, including a 3-pointer that got the Demon Deacons within two with 2:9 seconds to go. But the Terrapins survived the comeback.

Strawberry hit two clinching free throws after Gray hit his final shot.

Nik Caner-Medley scored 17 points to help the Terrapins (12-4, 2-2) bounce back from losses at Miami and Duke. Maryland placed five players in double figures, led by Jones, whose previous high in an ACC game was 15 points.

Gray went 12-for-20 from the field, including 7-for-11 from 3-point range, but it wasn't enough to bring the Demon Deacons all the way back.

Wake Forest center Enc Williams, who had 22 points and 20 rebounds four days earlier at Clemson, picked up three fouls in the opening 15 minutes and finished with 10 points and eight boards in 28 minutes.

Chns McCray opened the second half with a 3-pointer and a dunk to give Maryland a 46-38 lead. It was 48-42 before James Gist hit a jumper to spark a 6-0 spurt that put the Terrapins up by 12.

Minutes later, McCray turned a turnover into a dunk, then added a 3-pointer to make it 61-46.

It was 65-48 before the Demon Deacons used a 13-2 run to get within six. Sterling Ledbetter then scored for Maryland, and after Wake Forest missed twice on the other end, Jones made two free throws for a 10-point cushion with 4:47 remaining.

Gray scored 21 in the first half, but the Terrapins got 16 from Jones in taking a 41-38 lead.

Deacs	min	FG	3-FG	FT	R	F	A	TO	B	S	TP
Drum	13	0-0	0-0	0-0	2	2	0	1	0	0	0
Visser	14	2-6	0-0	0-0	4	1	0	1	0	0	4
Williams	28	3-10	0-0	4-6	8	5	1	4	1	0	10
Gray	38	12-20	7-11	7-7	2	3	6	3	0	1	38
Dukes	13										



Score By Periods	1st	2nd	Final
Wake Forest	38	48	86
MARYLAND	41	49	90

VIRGINIA TECH
#22/22 MARYLAND
Jan. 21, 2006 • College Park, Md.
Comcast Center

Game #17
72
81

COLLEGE PARK, Md. (AP) - Nik Caner-Medley scored 23 points, Chns McCray had 21, and the 22nd-ranked Maryland Terrapins handed the Hokies an 81-72 defeat.

Maryland, which remained unbeaten at home this season, led 45-44 early in the second half when Caner-Medley hit a tough inside jumper and James Gist added a follow dunk to spark an 8-2 spurt that gave the Terrapins a seven-point lead with 14:44 left.

After Zabian Dowdell hit a 3-pointer for Virginia Tech, Caner-Medley made a layup and a jumper from the corner to give Maryland an eight-point cushion. Minutes later, a three-point play by Caner-Medley made it 64-51, and the Terrapins coasted to the finish.

Gist (11 points) and Ekene Ibekwe (10) also reached double figures for the Terrapins (13-4, 3-2), who have won 14 straight at home - including 11 this season.

Dowdell scored 21 - becoming the 35th player in Virginia Tech history to top the 1,000-point mark for his career - and Coleman Collins added 18. But it wasn't enough to prevent the Hokies from losing for the eighth time in nine games in the lopsided series that stands 25-5 in favor of the Terrapins.

The Hokies (10-8, 0-5) dropped their first four conference games by a total of 16 points.

In this one, they managed to get to 70-64, but two free throws by Caner-Medley with 1:18 left silenced the comeback.

It was the 142nd ACC victory for Maryland coach Gary Williams, tying him with Frank McGuire for third place on the career list. North Carolina's Dean Smith had 364 and Duke coach Mike Krzyzewski is at 255.

Williams also earned his 347th win at Maryland, one short of the school record held by Lefty Dnesell.

Virginia Tech led 38-37 after a first half that featured 11 lead changes and five ties.

Hokies	min	FG	3-FG	FT	R	F	A	TO	B	S	TP
Witherspoon	12	0-0	0-0	0-0	0	1	1	1	0	0	0
Collins	34	7-16	0-0	4-4	6	4	0	2	0	0	18
Dowdell	39	8-19	1-7	4-6	4	3	6	2	0	2	21
Washington	36	4-9	0-2	1-2	7	4	0	3	1	2	9
Gordon	14	3-6	0-0	3-4	3	4	1	1	0	0	9
Hams	11	2-4	0-1	0-0	2	1	0	1	0	0	4
Salles	28	2-5	0-1	0-0	1	2	1	0	1	0	4
Diakite	3	0-1	0-0	0-0	0	0	0	1	0	0	0
Vassallo	7	1-2	0-1	0-0	0	3	0	0	0	0	2
Tucker	16	2-2	1-1	0-0	4	1	0	0	0	0	5
Team											3
Totals	200	29-64	2-13	12-16	30	22	10	12	1	5	72

	Field Goal	3-Point FG	Free Throw
1st Half	15-36	417	1-6
2nd Half	14-28	500	1-7
Game	29-64	453	2-13

Terrapins	min	FG	3-FG	FT	R	F	A	TO	B	S	TP
Caner-Medley	32	9-14	0-1	5-8	8	1	1	1	2	1	23
Ibekwe	18	3-7	1-1	3-5	9	5	1	1	2	0	10
Gist	28	5-8	0-0	1-1	6	2	1	3	1	0	11
Strawberry	31	2-6	0-2	0-1	4	3	8	4	1	1	4
McCray	31	5-12	2-4	9-10	1	3	2	2	1	2	21
Gamson	10	0-1	0-0	1-2	1	2	0	1	0	0	1
Ledbetter	10	2-4	0-0	1-1	2	2	2	0	0	0	5
Jones	20	1-4	0-2	0-0	6	1	1	1	0	0	2
Bowers	20	2-5	0-0	0-0	2	1	1	1	0	1	4
Team											3
Totals	200	29-61	3-10	20-28	42	20	17	14	7	5	81

	Field Goal	3-Point FG	Free Throw
1st Half	14-36	389	1-5
2nd Half	15-25	600	2-5
Game	29-61	475	3-10

Officials: Karl Hess, Mike Wood, Jamie Luckie
Technicals: None
Attendance: 17,950 (sellout)

Score By Periods	1st	2nd	Final
Virginia Tech	38	34	72
MARYLAND	37	44	81

#18/19 MARYLAND
GEORGIA TECH

Game #18
86
74

Jan. 25, 2006 • Atlanta, Ga.
Alexander Memorial Coliseum

ATLANTA (AP) - Nik Caner-Medley scored a season-high 33 points and Maryland earned an 86-74 victory over Georgia Tech for its first road victory in the ACC this season.

Caner-Medley was 8-of-12 from the field, which included making both 3-point attempts, along with continually getting to the foul line with his strong play inside. He hit 15 of 16 free throws.

The Terrapins (14-4, 4-2 ACC) manhandled the Yellow Jackets, who have their first four-game losing streak since a five-game skid in 2002-03.

Maryland tied a school record by making 41 free throws, missing only four attempts. The Terrapins equaled the mark set in a 1994 victory over Morgan State, when they went 41-of-67.

Also, it was the most free throws made by a Georgia Tech (9-8, 2-4) opponent, easily breaking the previous record of 37 by Yale in 1973.

Caner-Medley, who was averaging 13.8 points, knew he had to take on more of a scoring role. Nine of the senior's points came during a 13-1 spurt that helped the Terrapins pull away before the midway point of the second half.

In fact, Caner-Medley scored the last seven points in the run - hitting a jumper, then a 3-pointer and finally splitting the defense for a lay-up that put Maryland up 63-45 with 11:08 remaining.

Head Coach Gary Williams has 348 wins in 17 seasons with the Terrapins. That ties him with the Charles "Lefty" Dnesell for the most in school history.

"Lefty came in and got that place rolling," said Williams, whose overall record improved to 555-310. "I learned a lot from Lefty Dnesell. He's a big part of Maryland history. It's a compliment for me to be tied with Lefty, that's for sure."

Terrapins	min	FG	3-FG	FT	R	F	A	TO	B	S	TP
Gist	20	3-7	0-0	4-4	4	4	1	3	1	2	10
Caner-Medley	39	8-12	2-2	15-16	9	2	0	4	1	1	33
Ibekwe	25	2-5	0-0	6-6	5	4	2	5	0	1	10
Strawberry	36	2-9	0-2	4-5	4	3	3	2	0	3	8
Jones	26	2-5	2-3	6-6	5	4	3	3	0	1	12
Gamson	21	1-4	1-1	5-6	6	4	0	2	2	0	8
Ledbetter	18	0-3	0-0	1-2	6	3	5	4	0	1	1
Brown	2	0-0	0-0	0-0	0	1	0	2	0	0	0
Bowers	13	2-3	0-0	0-0	2	3	0	0	0	0	4
Team											2
Totals	200	20-48	5-8	41-45	43	28	14	25	4	9	86

	Field Goal	3-Point FG	Free Throw
1st Half	11-31	355	3-4
2nd Half	9-17	529	2-4
Game	20-48	417	5-8

Jackets	min	FG	3-FG	FT	R	F	A	TO	B	S	TP
Smith	22	2-6	0-0	4-6	5	5	0	4	0	2	8
Dickey	37	6-13	0-0	6-6	11	4	1	2	2	4	18
Bell	25	1-4	0-1	0-2	2	1	5	3	0	1	2
Morrow	30	5-13	2-7	6-7	3	5	2	1	0	2	18
Frednck	30	3-13	2-5	2-3	1	4	4	2	0	2	10
West	22	2-5	0-0	4-6	2	4	1	1	0	3	8
Diaw	0*	0-0	0-0	0-0	0	0	0	0	0	0	0
Clinch	13	2-4	2-3	0-2	0	2	2	1	0	0	6
Aminu	11	0-0	0-0	2-2	1	2	0	1	0	0	2
Tarver	10	1-2	0-0	0-0	1	2	1	1	0	1	2
Team											6
Totals	200	22-60	6-16	24-34	32	29	16	16	2	15	74

	Field Goal	3-Point FG	Free Throw
1st Half	11-27	407	5-11
2nd Half	11-33	333	1-5
Game	22-60	367	6-16

Officials: Ray Nabli, Les Jones, Curtis Blair
Technicals: GT - Bench
Attendance: 9,191

Score By Periods	1st	2nd	Final
MARYLAND	43	43	86
Georgia Tech	35	39	74

#18/19 MARYLAND
TEMPLE

Game #19
85
91

Jan. 28, 2006 • Philadelphia, Pa.
Liacouras Center

PHILADELPHIA (AP) - Mardy Collins scored 25 points, Dustin Salsbery had 23 and Temple used a 17-2 run late in the game to beat No. 18 Maryland.

Nik Caner-Medley led Maryland (14-5) with 30 points and 10 rebounds, and Mike Jones had 23 points, including a school-record tying seven three-pointers. Coach Gary Williams remained tied with Lefty Dnesell on the team's career win list with 348.

Jones and Caner-Medley hit consecutive 3-pointers for a 63-61 lead. Travis Gamson's three and a driving layup by Caner-Medley made it 67-64 with 6:22 remaining and that was the last basket the Terps would score until James made a 3 with 1:18 left in the game.

The Owls' offense started clicking late. Marshall, the 6-foot-11, 285-pound center who missed the first eight games because of dizzy spells, was left open on the block and scored two straight baskets for a 68-67 lead.

Salsbery then hit a three - one of 12 for the Owls. Robinson added a 3 and Collins stopped on a drive and hit a little bank shot to give the Owls a 78-67 lead. When Mark Tyndale made one of two free throws, the Owls capped their run and went up 81-69. Tyndale had 14 points and 10 rebounds.

Caner-Medley temporarily hushed the crowd when he made two straight 3-pointers that made it 90-83 with just under 10 seconds left. Still, the Owls hung and beat their second ranked team of the season.

Terrapins	min	FG	3-FG	FT	R	F	A	TO	B	S	TP
Caner-Medley	38	7-15	4-9	12-16	10	4	5	4	0	0	30
Ibekwe	21	4-4	0-0	6-8	5	4	0	1	0	0	14
Gist	16	0-1	0-0	0-0	1	2	1	0	0	0	0
Strawberry	26	0-4	0-1	0-2	4	4	4	3	0	0	0
Jones	34	7-12	7-11	2-2	5	5	3	6	0	0	23
Gamson	18	4-7	0-1	0-1	6	5	0	2	1	0	8
Ledbetter	18	1-2	1-2	1-2	1	3	3	3	0	0	4
Brown	8	2-2	0-0	0-0	0	1	2	0	0	1	4
Bowers	21	1-2	0-0	0-0	3	2	3	1	0	0	2
Team											1
Totals	200	26-49	12-24	21-31	36	30	21	20	1	1	85

	Field Goal	3-Point FG	Free Throw
1st Half	12-20	600	5-9
2nd Half	14-29	483	7-15
Game	26-49	531	12-24

Owls	min	FG	3-FG	FT	R	F	A	TO	B	S	TP
Robinson	22	3-7	2-5	3-4	1	3	0	0	0	0	11
Marshall	14	4-7	0-0	1-2	2	5	0	1	1	2	9
Salsbery	34	9-13	4-7	1-6	5	1	1	1	0	1	23
Tyndale	39	2-9	0-1	10-14	10	4	2	1	0	2	14
Collins	40	6-19	2-6	11-15	4	2	12	1	1	5	25
Clark	1	0-0	0-0	0-0	0	0	0	0	0	0	0
Olmos	3	0-0	0-0	0-4	0	1	0	0	0	0	0
Christmas	7	1-4	1-4	1-2	0	1	1	0	0	0	4
Ingram	22	2-2	0-0	1-2	5	4	0	1	0	0	5
Team											6
Totals	200	27-61	9-23	28-49	35	23	16	6	2	13	91

	Field Goal	3-Point FG	Free Throw
1st Half	13-28		

2006-07 MARYLAND MEN'S BASKETBALL



1 TEAM

Noel scored 15 points, Strawberry had 14, and a first half that featured nine lead-changes and four ties ended with the Terrapins up 40-38.

Tar Heels	min	FG	3-FG	FT	R	F	A	TO	B	S	TP
Terry	26	7-14	2-6	4-6	9	3	2	4	1	0	20
Noel	37	6-11	2-3	5-6	12	3	4	5	1	1	19
Hansbrough	30	7-11	0-0	1-1	8	4	3	8	1	2	15
Frasor	32	2-6	1-5	0-0	3	2	5	4	0	0	5
Miller	26	2-4	2-4	0-0	3	3	3	0	0	1	6
Ginyard	16	0-4	0-0	0-0	4	0	2	0	0	0	0
Thomas	8	1-2	0-1	0-0	0	1	2	1	0	0	2
Green	16	3-8	2-3	2-2	4	2	1	0	3	1	10
Senders	9	0-2	0-0	0-2	1	1	0	2	1	0	0
Team	8										
Totals	200	28-62	9-22	12-17	52	19	22	24	7	5	77

	Field Goal	3-Point FG	Free Throw
1st Half	12-27	4-4	6-10
2nd Half	16-35	4-7	8-10
Game	28-62	8-11	14-20

Terps	min	FG	3-FG	FT	R	F	A	TO	B	S	TP
Caner-Med	37	6-19	1-6	2-2	5	2	1	2	0	2	15
Ibekwe	16	2-9	0-1	1-4	3	1	1	1	0	3	5
Bowers	16	2-4	0-0	0-0	2	2	0	0	1	0	4
Strawberry	34	6-15	1-3	1-3	5	3	2	3	1	3	14
Jones	35	3-8	1-4	2-3	5	2	2	3	0	0	9
Garrison	14	2-4	0-0	0-1	3	1	0	1	2	1	4
Ledbetter	19	0-2	0-2	0-0	0	1	5	0	0	1	0
Gist	28	4-11	0-0	3-4	9	3	2	1	2	1	11
Neal	1	0-0	0-0	0-0	0	0	0	1	0	0	0
Team	2										
Totals	200	25-72	3-16	9-17	34	15	13	12	6	11	62

	Field Goal	3-Point FG	Free Throw
1st Half	16-38	4-21	3-9
2nd Half	9-34	2-6	6-7
Game	25-72	6-27	9-16

Officials: Karl Hess, Ed Corbett, Mike Kitts
 Technicals: None
 Attendance: 17,950 (sellout)

Score By Periods	1st	2nd	Final
North Carolina	38	39	77
MARYLAND	40	22	62

#23/RV MARYLAND 58
#17/18 NC STATE 62
 Feb. 5, 2006 • Raleigh, N.C.
 RBC Center

RALEIGH, N.C. (AP) - Tony Bethel made two 3-pointers and two free throws down the stretch, helping North Carolina State hold off Maryland despite the Wolfpack making only five field goals inside the arc.

Bethel finished with five 3s and 17 points, and Cameron Bennerman added 11 points for the Wolfpack (18-4, 7-2 ACC).

Andrew Brackman made a layup with 13:21 remaining for NC State, and what turned out to be his team's lone two-point field goal of the second half increased its lead to 42-34.

The Terrapins (14-7, 4-4) rallied to get within three on Nik Caner-Medley's late 3-pointer, but Bethel converted two free throws and Bennerman added another to offset a tip-in by Ekene Ibekwe. Maryland missed three attempts in the final seconds, then a final one when Mike Jones was short on an off-balanced jumper right before the final buzzer.

Caner-Medley picked up the pace with 10 points in second half, including five in a 35-second span, to bring the Terrapins within 56-53.

Bethel answered on the other end with a 3 before Caner-Medley made another, setting up the finish.

D.J. Strawberry had 14 points for Maryland, and Jones and James Gist each scored 13. Caner-Medley added 10 rebounds.

Yet with Bethel and company making jumpers from all over the court, none of that was enough. Six players had 3s for the Wolfpack, with Iljan Evtimov and Bennerman each making two, and they finished 12-for-28 from beyond the arc for the game.

Bethel's total tied a career high and gave him at least three in five straight games. NC State managed to win despite shooting a season-low 30.9 percent.

Terps	min	FG	3-FG	FT	R	F	A	TO	B	S	TP
Strawberry	37	5-13	2-6	2-6	3	2	1	3	0	1	14
Caner-Med	38	4-9	2-2	0-0	10	3	1	1	0	3	10
Gist	22	6-11	0-0	1-2	5	4	0	1	3	1	13
Ledbetter	24	1-4	0-0	0-0	2	3	3	3	0	0	2
Jones	33	4-13	3-8	2-2	4	1	3	1	0	1	13
Garrison	12	1-5	0-0	0-0	1	2	1	0	0	0	2
Brown	3	0-0	0-0	0-0	0	0	0	2	0	0	0
Ibekwe	18	1-4	0-0	0-0	5	3	2	2	2	2	2
Bowers	12	1-2	0-0	0-0	3	2	0	0	0	0	2
Neal	1	0-0	0-0	0-0	0	0	0	0	0	0	0
Team	6										
Totals	200	23-61	7-16	5-10	39	20	11	13	5	8	58

	Field Goal	3-Point FG	Free Throw
1st Half	10-24	4-17	3-6
2nd Half	13-37	3-5	4-10
Game	23-61	7-22	7-16

Wolfpack	min	FG	3-FG	FT	R	F	A	TO	B	S	TP
Evtimov	32	2-7	2-6	4-4	6	2	3	1	0	2	10
Bennerman	32	3-11	2-5	3-6	5	1	4	4	0	0	11
Atsur	25	1-6	1-5	0-0	3	3	0	1	0	1	3
Bethel	38	5-10	5-9	2-2	7	4	4	3	0	2	17
Simmons	32	1-5	0-0	4-6	6	2	0	2	3	2	6
Grant	25	2-7	1-1	1-2	5	0	0	2	1	1	6
Brackman	16	3-9	1-2	2-3	6	0	1	1	2	0	9
Team	4										
Totals	200	17-55	12-28	16-23	42	12	12	14	6	8	62

	Field Goal	3-Point FG	Free Throw
1st Half	8-31	2-8	4-14
2nd Half	9-24	3-7	8-14
Game	17-55	5-15	12-28

Officials: Ted Valentine, Jim Burr, John Cahill
 Technicals: None
 Attendance: 19,722

Score By Periods	1st	2nd	Final
MARYLAND	26	32	58
NC State	25	37	62

VIRGINIA 65
RV/RV MARYLAND 76
 Feb. 7, 2006 • College Park, Md.
 Comcast Center

COLLEGE PARK, Md. (AP) - Gary Williams became the winningest men's basketball coach in University of Maryland history, earning win No. 349 by guiding the Terrapins to a comeback victory over Virginia.

Maryland (15-7, 5-4) yielded the first 13 points of the game and trailed 51-42 with just over 10 minutes left before rallying to give Williams his milestone victory.

Williams is 349-185 since taking over the program at his alma mater in 1989. With 43 seconds left, the sellout crowd of 17,950 began to shout "Gary! Gary!" in unison. He broke the mark of 348 set by Charles "Lefty" Dnesell.

Soon after, when he was presented the game ball by team captain Nik Caner-Medley, Williams was nearly overcome by emotion as he conducted his postgame radio interview.

D.J. Strawberry had a career-high 19 points and Ekene Ibekwe had 14 points and a career-high 15 rebounds for the Terrapins, who yielded only two baskets in the final five minutes.

J.R. Reynolds and Sean Singletary each scored 18 points, and Jason Cain had 11 points and 13 rebounds for Virginia (11-9, 5-5).

It was 60-all before Ibekwe made a layup and Mike Jones hit a 3-pointer to spark a 9-0 run that enabled the Terrapins to pull away. Maryland has won five straight over Virginia and 12 of 13 at home.

The Cavaliers led 51-42 before successive baskets by Travis Garrison, James Gist and Ibekwe precaded a 3-pointer by Strawberry that brought the Terrapins even with 8 minutes left, the first tie since the opening tip.

After a Virginia miscfire, Ibekwe got the rebound and was fouled. He sank both free throws to give the Terrapins their first lead, 53-51.

The Cavaliers went back on top before Strawberry hit a 3-pointer for a 56-55 lead. Jones then missed a breakaway reverse dunk, and Singletary nailed a 3-pointer for Virginia before Strawberry scored to tie it at 58.

Minutes later, the Terrapins pulled away.

Virginia held a 26-14 rebounding advantage at halftime, grabbing 10 on the offensive end, and limited Maryland to 31 percent shooting in taking a 38-30 lead at the break.

Cavaliers	min	FG	3-FG	FT	R	F	A	TO	B	S	TP
Joseph	37	3-10	2-7	0-0	6	0	3	2	0	0	8
Cam	35	2-3	0-0	7-7	13	4	0	2	1	0	11
Soroye	17	0-0	0-0	0-0	2	2	0	1	1	1	0
Reynolds	27	6-20	4-11	2-2	2	4	2	3	0	0	18
Singletary	37	6-19	3-8	3-4	6	4	2	5	0	1	18
Mikalaukas	28	3-5	0-0	2-3	5	3	0	2	1	0	8
Campbell	3	0-0	0-0	0-0	0	1	0	0	0	0	0
Diane	16	1-4	0-3	0-0	5	2	3	1	0	0	2
Forkin	0+	0-0	0-0	0-0	0	0	0	0	0	0	0
Team	5										
Totals	200	21-61	9-29	14-16	44	20	10	16	3	2	65

	Field Goal	3-Point FG	Free Throw
1st Half	12-29	4-14	3-9
2nd Half	9-32	2-8	4-15
Game	21-61	6-22	7-24

Terps	min	FG	3-FG	FT	R	F	A	TO	B	S	TP
Caner-Med	32	3-10	0-2	4-4	3	1	2	3	0	1	10
Ibekwe	28	5-9	0-0	4-5	15	3	0	2	2	1	14
Gist	30	2-8	0-0	3-4	2	1	4	1	2	0	7
Strawberry	35	6-13	2-6	5-5	4	2	3	1	1	0	19
Jones	34	5-14	3-8	2-2	4	2	2	1	1	0	15
Garrison	19	4-8	0-1	1-2	6	2	2	0	1	0	9
Ledbetter	11	0-2	0-1	0-0	0	2	2	0	0	1	0
Brown	8	0-0	0-0	2-2	1	1	2	0	0	0	2
Bowers	3	0-0	0-0	0-0	0	2	0	0	0	0	0
Team	2										
Totals	200	25-64	5-18	21-24	37	16	17	8	7	3	76

	Field Goal	3-Point FG	Free Throw
1st Half	10-32	3-13	1-9
2nd Half	15-32	2-5	4-9
Game	25-64	5-18	5-18

Officials: Ted Valentine, Roger Ayers, Mike Stuart
 Technicals: None
 Attendance: 17,950 (sellout)

Score By Periods	1st	2nd	Final
Virginia	38	27	65
MARYLAND	30	46	76

#2/2 DUKE 96
RV/RV MARYLAND 88
 Feb. 11, 2006 • College Park, Md.
 Comcast Center

COLLEGE PARK, Md. (AP) - Shelden Williams had 26 points and 13 rebounds, and J.J. Redick scored 35 points for the second straight game, and No. 2 Duke never trailed in a 96-88 victory.

The Blue Devils (23-1, 11-0 ACC) were swept by the Terrapins last season and had lost three of their last four at Maryland.

Williams went 10-for-15 from the field, and Redick made four 3-pointers and was 13-for-14 at the free throw line. Duke connected 11 times from beyond the arc. Maryland made only four.

Nik Caner-Medley scored 22 points and James Gist had 13 points and 10 rebounds for the Terrapins (15-8, 5-5).

Duke opened both halves with 11-4 runs. The first one enabled the Blue Devils to take control early, and the latter provided Duke with an 11-point lead after Maryland closed to 42-38 at halftime.

Redick, who had 35 points in the win at North Carolina on Tuesday, began the second half with a 3-pointer and Williams added a layup. It was 49-42 before a jumper by Redick and a dunk by Williams put the Blue Devils up by 11.

Maryland spent the rest of the game trying to close the gap. But every time the Terrapins made progress - raising the noise level of the sellout crowd - Duke had an answer.

It was 64-54 before Williams made a layup and Redick sank a 3 for a 15-point lead. Then, after the Terrapins closed to 83-75, Sean Dockery hit a 3-pointer for the Blue Devils.

Maryland never cut the gap below seven points after that.

Before the game, Gary Williams was recognized as the winningest men's basketball coach in Maryland history during a ceremony that included the man whose record he broke, Lefty Dnesell.

Williams then set out to earn his 350th win with his alma mater.



Devils	min	FG	3-FG	FT	R	F	A	TO	B	S	TP
McRoberts	24	0-6	0-0	2-5	12	4	2	2	0	0	2
Williams	34	10-15	0-0	6-7	13	3	1	4	7	2	26
Paulus	38	5-8	4-5	2-2	0	2	7	5	0	1	16
Redick	39	9-19	4-10	13-14	0	2	4	2	0	1	35
Dockery	22	4-7	3-4	4-4	0	3	1	0	0	1	15
Pocus	0+	0-0	0-0	0-0	0	0	0	0	0	0	0
Melchionni	17	0-2	0-1	0-0	6	4	0	0	0	1	0
Nelson	21	1-4	0-3	0-0	6	2	1	2	0	0	2
Boylan	0+	0-0	0-0	0-0	0	1	0	0	0	0	0
Johnson	5	0-0	0-0	0-0	0	0	0	1	1	0	0
Team					4						
Totals	200	29-61	11-23	27-32	41	21	16	16	8	6	96

	Field Goal	3-Point FG	Free Throw
1st Half	14-31	4-52	6-11 545 8-11 727
2nd Half	15-30	5-00	5-12 417 19-21 905
Game	29-61	4-75	11-23 478 27-32 844

Terps	min	FG	3-FG	FT	R	F	A	TO	B	S	TP
Gist	26	6-16	0-0	1-3	10	3	2	2	2	2	13
Caner-Med	39	8-17	1-1	5-8	8	4	4	2	0	0	22
Ibekwe	27	3-7	0-0	3-6	6	4	1	4	1	1	9
Strawberry	33	4-11	1-3	3-4	2	4	4	2	0	0	12
Jones	28	3-9	1-4	4-5	7	1	0	0	0	1	11
Garnson	10	3-4	0-0	2-3	3	2	0	0	2	0	8
Leadbetter	20	3-5	1-1	0-0	1	5	1	1	0	0	7
Brown	8	1-1	0-0	2-2	0	0	2	2	0	0	4
Bowers	9	1-1	0-0	0-0	0	1	0	0	0	0	2
Team					2						
Totals	200	32-71	4-9 20-31	39 24 14 13 5 4 88							

	Field Goal	3-Point FG	Free Throw
1st Half	15-33	4-55	0-3 000 8-12 667
2nd Half	17-38	4-47	4-6 667 12-19 632
Game	32-71	4-51	4-9 444 20-31 645

Officials: Mike Kitts, Ray Stoyons, Mike Wood
Technical: None
Attendance: 17,950 (sellout)

Score By Periods	1st	2nd	Final
Duke	42	54	96
MARYLAND	38	50	88

MARYLAND **77**
CLEMSON **89**
Feb. 14, 2006 • Clemson, S.C.
Littlejohn Coliseum

CLEMSON, S.C. (AP) - Shawn Robinson, starting in place of injured point guard Vernon Hamilton, had a season-high 24 points as Clemson earned a 89-77 victory over Maryland.

Robinson had five 3-pointers, including one during a 22-3 second-half run as the Tigers (15-10, 4-8 ACC) took control.

The chances of the Tigers continuing their winning ways against the Terps (15-9, 5-6) took a hit before the game began.

But Robinson showed he was up to the challenge. His four 3-pointers in the first half help Clemson survive Maryland's 58 percent shooting performance the first 20 minutes.

Then Robinson continued Clemson's game-changing run with his outside shooting.

D.J. Strawberry's bucket with 17:24 gave Maryland its last lead 50-49.

K.C. Rivers started the Tigers run, then Robinson followed with his long-range shot.

Cliff Hammonds and Akin Akingbala added four points each and Rivers made another 3. When Troy Mathis drilled an open shot from behind the arc, Clemson was up 71-53 with 10:06 to go.

The Terps weren't through. After going nearly seven minutes without a basket, Maryland used an 13-2 run to cut Clemson's lead to 73-66.

That was as close as the Terps could get. Sam Perry had a jam and Rivers a driving shot to put the Tigers back up by double digits.

Hammonds had 17 points and Akingbala had 14 points and 13 rebounds for the Tigers.

Nik Caner-Medley led Maryland with 21 points, eight of those came in the second half. He also had 12 rebounds.

Mike Jones had 19 points, including four of the Terps' six threes.

Terps	min	FG	3-FG	FT	R	F	A	TO	B	S	TP
Gist	34	3-6	0-0	2-4	4	3	1	1	2	1	8
Caner-Med	38	7-13	1-4	6-8	12	1	1	1	1	0	21
Ibekwe	15	5-6	0-0	0-0	3	3	0	5	1	0	10
Strawberry	30	4-11	1-2	1-2	4	3	1	4	0	2	10
Jones	25	6-10	4-7	3-4	4	1	0	4	0	2	19
Garnson	16	2-7	0-1	0-2	3	3	1	2	2	1	4
Leadbetter	15	0-4	0-2	0-0	2	5	1	5	0	1	0
Brown	21	0-1	0-1	5-6	1	2	6	4	0	1	5
Bowers	6	0-0	0-0	0-0	1	1	0	0	0	0	0
Team					7						
Totals	200	27-58	6-17 17-26	41 22 11 26 6 8 77							

	Field Goal	3-Point FG	Free Throw
1st Half	17-29	5-86	3-6 6-10 600
2nd Half	10-29	3-45	3-11 273 11-16 688
Game	27-58	4-66	6-17 353 17-26 654

Tigers	min	FG	3-FG	FT	R	F	A	TO	B	S	TP
Rivers	34	3-11	2-6	2-2	3	3	2	1	2	5	10
Sykes	7	0-0	0-0	0-0	0	0	0	0	0	0	0
Akingbala	29	4-9	0-0	6-11	13	2	2	3	2	0	14
Robinson	37	6-14	5-10	7-8	3	3	5	5	0	4	24
Hammonds	35	6-12	2-6	3-4	2	0	3	4	0	3	17
Allen	12	3-4	0-0	1-2	5	1	0	0	1	0	7
Mathis	9	2-4	2-3	0-0	1	2	0	2	0	0	6
Perry	26	1-6	0-0	6-6	4	4	0	1	2	2	8
Powell	11	1-3	1-3	0-0	1	4	1	3	0	1	3
Team					5						
Totals	200	26-63	12-28 25-33	37 19 13 19 7 15 89							

	Field Goal	3-Point FG	Free Throw
1st Half	15-36	4-17	7-19 368 6-9 667
2nd Half	11-27	4-07	5-9 556 19-24 792
Game	26-63	4-13	12-28 429 25-33 758

Officials: Ted Valentine, Tom Eades, Michael Kitts
Technical: None
Attendance: 7,600

Score By Periods	1st	2nd	Final
MARYLAND	43	34	77
Clemson	43	46	89

GEORGIA TECH **84**
MARYLAND **87**
Feb. 18, 2006 • College Park, Md.
Comcast Center

COLLEGE PARK, Md. (AP) - Ekene Ibekwe scored five of his 14 points in overtime, converting a key three-point play during a decisive 8-0 run in Maryland's 87-84 victory over Georgia Tech.

Mike Jones scored 21 points, James Gist added 12 points and a career-high 12 rebounds and D.J. Strawberry had 12 points for Maryland (16-9, 6-6 ACC), which had lost two straight and five of six.

Ra'Sean Dickey led Georgia Tech (10-14, 3-10) with 23 points, and Zam Fredrick added 17.

Gary Williams won his 350th game as the Terrapins' coach.

Dickey's baseline jumper at the start of overtime put Tech up 80-78, but Maryland reeled off the next eight points.

After Ibekwe hit a foul shot for an 81-80 lead with 3:16 remaining in overtime, he drew a charge from the Yellow Jackets' Jeremis Smith on the inbound play.

On the ensuing possession, Ibekwe loped through the lane for a driving dunk, sinking a free throw for a three-point play after being fouled.

The Terrapins held a 50-41 second-half lead, rallied to take a 73-69 advantage on Jones' 3-pointer from the left corner with 5:15 left, then let Georgia Tech tie the game five times during the remainder of regulation, the last on Smith's free throw with 39:2 seconds left.

Nik Caner-Medley's drive with 4 seconds left was blocked by Dickey, but Jones returned the favor at the other end of the court, swatting away Fredrick's right-side jumper at the buzzer to force overtime.

Maryland shot 58 percent from the field in the first half and closed the half on an 8-2 run for a 38-35 lead. Gist started the burst, converting a Parnish Brown pass for a two-handed slam, and Caner-Medley finished it with two free throws.

Maryland shot 58 percent from the field in the first half and closed the half on an 8-2 run for a 38-35 lead. Gist started the burst, converting a Parnish Brown pass for a two-handed slam, and Caner-Medley finished it with two free throws.

Jackets	min	FG	3-FG	FT	R	F	A	TO	B	S	TP
Tarver	7	0-1	0-0	0-0	2	5	0	0	0	0	0
Dickey	42	8-18	0-0 7-10	6 1 1 1 4 2 23							
West	24	4-6	1-1	2-3	2	3	6	2	0	3	11
Morrow	39	4-16	2-10	1-1	4	1	2	1	1	2	11
Clinch	30	4-11	2-3	2-2	6	3	1	4	0	3	12
Bell	23	1-4	0-2	0-0	3	5	1	3	2	1	2
Smith	23	3-6	0-0	2-4	9	5	0	2	0	0	8
Fredrick	29	6-11	1-5	4-4	0	4	4	2	0	2	17
Ammu	8	0-0	0-0	0-0	1	0	0	0	0	0	0
Team					2						
Totals	225	30-73	6-21 18-24	35 27 15 16 7 13 84							

	Field Goal	3-Point FG	Free Throw
1st Half	15-33	4-55	2-9 222 3-5 600
2nd Half	13-32	4-06	4-8 500 13-17 765
Overtime	2-8	2-50	0-4 000 2-2 100
Game	30-73	4-11	6-21 286 18-24 750

Terps	min	FG	3-FG	FT	R	F	A	TO	B	S	TP
Caner-Med	42	3-11	1-1	3-4	3	1	3	1	0	1	10
Ibekwe	32	5-8	0-0	4-10	10	4	2	5	2	0	14
Gist	34	4-6	0-0	4-6	12	4	2	3	0	1	12
Strawberry	44	3-7	0-2	6-6	5	2	6	5	1	4	12
Jones	29	8-10	2-2	3-3	1	5	0	5	1	0	21
Garnson	15	3-6	0-0	0-0	1	3	0	1	0	0	6
Leadbetter	22	2-3	1-1	4-4	5	2	4	2	0	0	9
Brown	7	1-1	0-0	1-1	1	1	3	4	0	0	3
Bowers	0+	0-0	0-0	0-0	0	0	0	0	0	0	0
Team					2						
Totals	225	29-52	4-6 25-34	40 22 20 26 4 6 87							

	Field Goal	3-Point FG	Free Throw
1st Half	14-24	5-83	3-4 750 7-10 700
2nd Half	14-23	6-09	1-2 500 11-15 733
Overtime	1-5	2-00	0-0 000 7-9 778
Game	29-52	5-58	4-6 667 25-34 735

Officials: Bryan Kersey, Jamie Luckie, Duke Edsall
Technical: None
Attendance: 17,950 (sellout)

Score By Periods	1st	2nd	OT	Final
Georgia Tech	35	43	6	84
MARYLAND	38	40	9	87

Game #26
MARYLAND **60**
FLORIDA STATE **71**
Feb. 22, 2006 • Tallahassee, Fla.
Tucker Center

TALLAHASSEE, Fla. (AP) - Al Thornton scored 27 points and grabbed 12 rebounds as Florida State defeated Maryland to keep its NCAA postseason hopes alive.

Florida State (17-7, 7-6 ACC) jumped to an 11-4 lead and stayed in control throughout.

Thornton's 10 points and eight rebounds led Florida State to a 37-27 halftime lead, although the Seminoles were up by as many as 14.

Maryland (16-10, 6-7) pulled within six at 37-31 early in the second half, but Thornton keyed 21-7 Florida State run that put the Seminoles into a 58-38 lead midway through the final half.

The 6-foot-7 Thornton hit 10 of 15 shots from the field and made both of

2006-07 MARYLAND MEN'S BASKETBALL



1 TEAM

Officials: Larry Rose, Roger Ayers, Duke Edsall
 Technicals: None
 Attendance: 8,751

Score By Periods	1st	2nd	Final
MARYLAND	27	33	60
Florida State	37	34	71

Game #27
MARYLAND **57**
#21/21 NORTH CAROLINA **81**
 Feb. 26, 2006 • Chapel Hill, N.C.
 Dean E. Smith Center

CHAPEL HILL, N.C. (AP) - Tyler Hansbrough scored 21 points to help No. 21 North Carolina continue its climb in the Atlantic Coast Conference with a victory over Maryland.

The Tar Heels (19-6, 10-4 ACC) helped solidify their hold on second place in the conference behind No. 1 Duke and clinch a first-round bye in the conference tournament.

North Carolina shot 41 percent from the field - the first time in five games it failed to make at least 50 percent.

David Noel and Marcus Ginyard added 12 each for the Tar Heels. For the Terrapins (16-11, 6-6), Ekene Ibekwe had 12 points and Mike Jones added 11.

Ginyard's 3-pointer midway through the first half gave North Carolina a 10-point lead for the first time, and the margin grew. It was 46-28 soon after halftime before Maryland found some offense, as Jones swished a 3, Travis Garrison turned a turnover into a layup and James Gist made a jumper.

The margin still was 11 following a dunk by Nik Caner-Medley, and that's when the Tar Heels began pulling away.

Noel scored on consecutive possessions and reserve Byron Sanders tipped in a miss by Danny Green to make it 54-39. A fast-break jumper by Quentin Thomas continued what eventually became a 15-6 run, finished off when Ginyard put back a miss by Noel.

Hansbrough continued his efforts to become the first freshman in school history to lead the team in scoring and rebounding. He scored at least 20 points for the 11th time this season.

Terps	min	FG	3-FG	FT	R	F	A	TO	B	S	TP
Caner-Med	31	3-16	0-2	4-4	6	2	3	1	1	1	10
Ibekwe	22	4-9	0-0	4-6	5	2	0	0	1	0	12
Gist	31	2-7	0-0	3-4	7	3	2	3	2	1	7
Jones	27	4-14	1-6	2-2	6	2	2	3	2	1	11
Strawberry	34	2-7	1-1	4-4	6	4	4	5	1	2	9
Bowers	17	1-5	0-0	0-0	1	4	0	1	3	0	2
Ledbetter	20	1-4	0-0	0-0	4	2	1	4	0	1	2
Garrison	9	2-4	0-0	0-2	2	2	0	0	0	1	4
Brown	6	0-1	0-0	0-0	2	0	1	0	0	0	0
Chukura	2	0-0	0-0	0-2	0	0	0	0	0	0	1
Neal	1	0-1	0-1	0-0	0	0	0	0	0	0	0
Team											
Totals	200	19-68	2-10	17-24	45	21	13	17	10	8	57

Field Goal	3-Point FG	Free Throw
1st Half	10-37	270
2nd Half	9-31	290
Game	19-68	279

'Heels	min	FG	3-FG	FT	R	F	A	TO	B	S	TP
Noel	36	5-10	0-3	2-2	7	2	5	2	0	3	12
Terry	20	2-9	2-3	1-2	7	4	2	3	0	1	7
Hansbrough	27	8-18	0-0	5-8	7	3	1	2	0	2	21
Miller	22	2-3	2-3	0-0	3	0	2	1	0	1	6
Frasor	25	2-8	2-4	0-0	3	2	4	1	1	3	6
Green	16	0-5	0-1	1-2	4	4	2	2	3	0	1
Sanders	11	1-2	0-0	0-0	4	0	0	1	0	0	2
Ginyard	18	4-8	1-1	3-4	2	2	2	1	0	2	12
Thomas	13	3-5	0-0	1-2	2	0	3	2	0	0	7
Copeland	4	2-2	0-0	1-2	4	1	0	0	0	0	5
Burke	2	0-1	0-1	0-0	0	0	0	0	0	0	0
Wilkins	2	0-0	0-0	0-0	0	0	0	1	0	0	0
Wood	2	0-1	0-0	0-0	2	1	0	0	0	0	0
Robinson	2	1-1	0-0	0-0	1	0	0	0	0	0	2
Team											
Totals	200	30-73	7-16	14-22	54	19	21	17	4	12	81

Field Goal	3-Point FG	Free Throw
1st Half	14-37	378
2nd Half	16-36	444
Game	30-73	411

Officials: Reggie Greenwood, Tom Lopes, Brian Dorsey
 Technicals: None
 Attendance: 21,750

Score By Periods	1st	2nd	Final
MARYLAND	24	33	57
North Carolina	41	40	81

MIAMI MARYLAND

March 1, 2006 • College Park, Md.
 Comcast Center

Game #28
61
65

COLLEGE PARK, Md. (AP) - Nik Caner-Medley scored 18 points, and Maryland used a solid performance at the foul line to rally past Miami.

The Terrapins made only nine baskets in the second half but went 16-for-20 at the foul line and finished 23-for-28. Miami, in contrast, made only eight free throws in 13 attempts.

Mike Jones made all six of his foul shots and scored 15 points, and Ekene Ibekwe had nine points and 11 rebounds for Maryland (17-11, 7-8 ACC). The Terrapins trailed by seven late in the second half before storming back.

Robert Hite scored 18 points and Guillermo Diaz had 17 for the Hurricanes (15-13, 7-8).

After Caner-Medley made two free throws to tie it at 57 with 3:09 left, neither team scored again until Maryland's James Gist hit a fadeaway jumper in the lane with 50 seconds remaining. Anthony Harris then made one of two free throws for Miami, and the Hurricanes sent Sterling Ledbetter to the line with 28 seconds to go.

Ledbetter made the first and missed the second, but Miami couldn't control the rebound. D.J. Strawberry sank a free throw to put Maryland up by three, and Diaz had a 3-point try deflected before Ibekwe made the second of two free throws for Miami, and the Hurricanes sent Sterling Ledbetter to the line with 28 seconds to go.

Hite followed with a 3-pointer, and after Ledbetter made two foul shots with 5.9 seconds left, Diaz was fouled before he had a chance to tie it. He missed both free throws, the second intentionally, but the Hurricanes couldn't get the rebound.

The Terrapins never trailed in the first half and reached the break with a 30-29 lead.

Maryland coach Gary Williams started the squad's three seniors in their final regular season home game, and each contributed in the opening eight minutes. Caner-Medley scored 11 points on 4-for-4 shooting, and Travis Garrison and Ledbetter both had baskets to stake Maryland to a 21-13 lead.

'Canes	min	FG	3-FG	FT	R	F	A	TO	B	S	TP
King	31	2-5	0-0	0-0	11	2	1	1	2	1	4
Hamilton	26	2-3	0-0	0-1	7	4	0	0	2	0	4
Harris	28	3-7	2-3	3-4	3	3	4	4	0	0	11
Diaz	37	5-17	3-9	4-6	3	4	0	3	1	2	17
Hite	35	8-16	2-5	0-0	3	3	4	2	0	2	18
Graham	7	0-2	0-0	0-0	3	1	0	1	0	0	0
Clemente	15	3-6	0-2	0-0	0	2	1	1	0	1	6
Asbury	5	0-1	0-0	0-0	0	0	0	1	0	0	0
Hicks	16	0-2	0-0	1-2	3	2	0	1	0	1	1
Team											
Totals	200	23-59	7-19	8-13	33	22	10	15	5	7	61

Field Goal	3-Point FG	Free Throw
1st Half	12-30	400
2nd Half	11-29	379
Game	23-59	390

Terps	min	FG	3-FG	FT	R	F	A	TO	B	S	TP
Caner-Med	38	6-10	1-3	5-6	3	3	0	3	1	2	18
Garrison	18	2-5	0-0	4-4	6	1	0	3	0	1	8
Strawberry	34	1-4	0-2	2-4	5	4	2	3	0	0	4
Ledbetter	13	1-1	0-0	3-4	0	0	1	1	0	0	5
Jones	34	4-14	1-7	6-6	2	2	4	3	0	1	15
Gist	22	3-5	0-0	0-0	4	4	0	2	2	0	6
Brown	8	0-1	0-1	0-0	0	0	0	1	0	0	0
Ibekwe	29	3-9	0-0	3-4	11	3	0	3	3	0	9
Bowers	4	0-1	0-0	0-0	0	0	1	1	0	0	0
Team											
Totals	200	20-50	2-13	23-28	37	17	8	20	6	4	65

Field Goal	3-Point FG	Free Throw
1st Half	11-28	393
2nd Half	9-22	409
Game	20-50	400

Officials: Leslie Jones, Duke Edsall, Mike Wood
 Technicals: Miami - Hite, Bench
 Attendance: 17,950 (sellout)

Score By Periods	1st	2nd	Final
Miami	29	32	61
MARYLAND	30	35	65

MARYLAND VIRGINIA

March 5, 2006 • Charlottesville, Va.
 University Hall

Game #29
71
70

CHARLOTTESVILLE, Va. (AP) - Maryland's Mike Jones made a 3-pointer with 1:11 remaining and J.R. Reynolds missed a 3-pointer that would have won it for Virginia at the buzzer as the Terrapins won the final game at University Hall.

Maryland (18-11, 8-8 ACC) got a needed victory and earned the No. 6 seed in the ACC Tourney.

The Cavaliers (14-13, 7-9), coming off consecutive blowout road losses, made a huge rally, but failed to win in the final game in 41 seasons at University Hall.

Nik Caner-Medley led Maryland with 16 points and, more importantly, made all 12 of his free throws on a day.

Caner-Medley made four of them in the final 3:11, each time allowing the Terps to pull back to even moments after Virginia had taken its first lead of the half.

Then Jones calmly pulled up to the left of the key, let fly with the go-ahead shot and the Cavaliers were unable to find one more comeback. Sean Singletary had a shot blocked by James Gist, then failed to rebound the ball, drawing a 5-second violation.

After Maryland's D.J. Strawberry was called for a charge at the other end, the Cavaliers inbounded the ball with 22 seconds to play, worked the ball to Reynolds and he took a contested 3-point from right of the key, but the ball missed badly.

Reynolds led Virginia with 30 points. Ekene Ibekwe and Jones each added 13 for the Terrapins.

The Cavaliers trailed most of the way, but took their first lead of the second half at 66-64 on Singletary's fallaway 15-footer with 3:53 to play. Caner-Medley made a pair of free throws before Reynolds scored on a drive, and Caner-Medley made two again.

Reynolds took control with Singletary on the bench with four fouls in the second half. He scored 12 points during a 30-12 run that lasted more than nine minutes, turning a 50-32 runaway for Maryland into a 62-all deadlock with six minutes to play.

Maryland led 36-27 at halftime and opened the second half with a 14-5 run.

Terps	min	FG	3-FG	FT	R	F	A	TO	B	S	TP
Caner-Med	27	2-9	0-1	12-12	4	3	3	0	0	0	16
Ibekwe	32	6-10	0-0	1-6	5	3	2	2	3	1	13
Gist	19	2-3	0-0	0-0	5	3	2	3	2	0	4
Strawberry	33	4-8	0-1	0-0	0	3	3	3	0	3	8
Jones	29	5-10	3-7	0-0	7	3	4	2	0	1	13
Garrison	23	3-5	0-1	1-2	5	3	1	1	4	0	7
Ledbetter	22	2-3	0-1	0-2	3	1	2	1	0	1	4
Brown	10	1-3	1-1	3-4	2	1	3	0	0	0	6
Bowers	5	0-0	0-0	0-0	0	0	1	0	0	1	0
Team											
Totals	200	25-51	4-12	17-26	33	20	21	12	9	7	71

Field Goal	3-Point FG	Free Throw
1st Half	14-26	538
2nd Half	11-25	440
Game	25-51	490

Cavaliers	min	FG	3-FG	FT	R	F	A	TO	B	S	TP
Cain	39	2-8	0-0	5-9	11	1	1	3	2	2	9
Soroye	19	0-1	0-0	0-0	3	1	0	0	1	0	0
Reynolds	32	10-19	4-9	6-8	3	3	2	1	0	0	30
Campbell	13	2-2	2-2	0-0	1	1	0	0	0	1	6
Singletary	21	3-12	0-2	2-3	2	4	1	3	0	0	8
Mikalasauskas	22	1-4	0-0	2-2	3	3	0	1	0	0	4
Bannister	16	0-2	0-1	0-0	2	1	5	2	0	0	0
Diane	23	3-8	1-4	2-2	3	4	1	2	2	1	9
Joseph	15	2-7	0-3	0-0	4	0	1	0	0		



GEORGIA TECH
MARYLAND

Game #30
64
82

March 9, 2006 • Greensboro, N.C.
Greensboro Coliseum • ACC-1st Round

GREENSBORO, N.C. (AP) - Nik Caner-Medley had 20 points and Mike Jones added 19 to help Maryland improve its postseason chances with an easy 82-64 victory over Georgia Tech in the opening round of the Atlantic Coast Conference tournament.

D.J. Strawberry finished with 15 points and seven assists for the sixth-seeded Terrapins (19-11).

Ra'Sean Dickey had 17 points and 12 rebounds for the 11th-seeded Yellow Jackets (11-17), and teammate Anthony Morrow also scored 17 points.

Maryland dominated from the start in large part to its stingy defense. The Yellow Jackets missed 14 of their first 18 shots and 16 of their first 26 to fall behind by double figures early, and the numbers included four air balls.

After Zam Fredenck's jumper tied it at 7, the Terrapins took off on a 16-2 run, highlighted by seven consecutive points from Caner-Medley. He swished a 3-pointer, got in the lane for another basket and curled around a screen to score again to make it 14-9.

It quickly got worse for Georgia Tech. D.J. Strawberry converted a three-point play, Ekene Ibekwe made a shot from right outside the lane and Jones dunked off an assist from Strawberry for a 12-point lead. Ibekwe posted up to complete the dominating spurt, and the Yellow Jackets never fully recovered.

Ibekwe got the second half started with a dunk off a nifty lob pass from Strawberry, and before long, the Terrapins had 10 unanswered points. It was 52-27 at that point.

Jackets	min	FG	3-FG	FT	R	F	A	TO	B	S	TP
Smith	20	2-5	0-0	2-5	4	4	0	1	0	2	6
Dickey	33	5-9	0-0	7-11	12	4	1	4	4	2	17
West	33	2-8	0-0	0-0	0	4	2	1	0	6	4
Morrow	26	6-15	3-7	2-2	6	4	1	2	0	1	17
Clinch	26	2-10	0-4	0-2	3	5	5	3	0	0	4
Bell	17	2-7	1-2	0-0	1	1	0	2	0	0	5
Diaw	1	0-0	0-0	0-0	0	0	0	0	0	0	0
Fredenck	20	3-8	0-2	0-0	1	2	3	1	0	1	6
Aminu	14	2-4	0-0	1-1	5	0	0	0	1	0	5
Tarver	10	0-3	0-0	0-0	2	1	0	0	1	1	0
Team					2						
Totals	200	24-69	4-15	12-21	36	25	12	14	6	13	64

	Field Goal	3-Point FG	Free Throw
1st Half	11-33	3-3	1-8
2nd Half	13-36	3-6	3-7
Game	24-69	3-9	4-15

Terrapins	min	FG	3-FG	FT	R	F	A	TO	B	S	TP
Caner-Med	33	7-10	2-2	4-6	9	0	5	4	1	2	20
Ibekwe	14	5-6	0-0	0-0	6	5	1	1	1	0	10
Gist	20	2-5	0-0	0-0	6	5	1	3	2	1	4
Strawberry	34	3-6	0-1	9-10	3	1	7	2	2	3	15
Jones	30	8-15	3-7	0-0	7	0	1	0	1	2	19
Gamson	13	1-4	0-0	2-3	4	3	0	2	1	0	4
Ledbetter	22	0-3	0-1	5-6	4	2	3	2	0	0	5
Brown	10	0-2	0-0	0-0	1	1	1	3	0	0	0
Bowers	21	2-3	0-0	1-2	2	3	0	1	1	1	5
Chukura	1	0-0	0-0	0-0	0	0	0	0	0	0	0
Neal	2	0-0	0-0	0-0	0	0	0	0	0	0	0
Team					3				1		
Totals	200	28-54	5-11	21-27	45	20	19	19	9	9	82

	Field Goal	3-Point FG	Free Throw
1st Half	16-30	5-33	4-8
2nd Half	12-24	5-9	3-7
Game	28-54	5-11	4-15

Officials: Karl Hess, Gary Maxwell, Curtis Player
Technicals: None
Attendance: 23,745

Score By Periods	1st	2nd	Final
Georgia Tech	27	37	64
MARYLAND	42	40	82

MARYLAND
#11/11 BOSTON COLLEGE

Game #31
66
80

March 10, 2006 • Greensboro, N.C.
Greensboro Coliseum • ACC Quarterfinals

GREENSBORO, N.C. (AP) - Craig Smith had 21 points, 15 rebounds and seven assists to lead No. 11 Boston College past Maryland in the quarterfinals of the Atlantic Coast Conference tournament.

Tyrese Rice added 19 points and Jared Dudley had 18 for the third-seeded Eagles (25-6). James Gist scored 14 points for the sixth-seeded Terrapins (19-12).

The win allowed Boston College to avenge a 73-71 loss at Maryland in its league debut, which was part of an 0-3 start in its new conference. The Eagles led throughout this time, scoring 19 of the game's first 21 points and taking a 21-point lead midway through the first half.

Boston College roared to leads of 19-2 and 22-4 before going ahead 27-6 on a jumper from Akida McLain off a feed from Smith with about 9 minutes left in the half.

Maryland shot just 7-for-29 (24 percent) in the opening half, while Boston College shot 50 percent and had 12 assists on 14 baskets. The Eagles also went 5-for-8 from 3-point range in the half.

The lead grew to 59-35 on a runner by Rice with 12 1/2 minutes left before the Terrapins closed the margin to 14 points three times in the final minutes. Maryland made its best push with a 10-0 run to close to 61-47 on free throws by Gist with 7:31 left, but Boston College answered with two free throws from Rice and a tip-in by Dudley to push it back to 18.

Terrapins	min	FG	3-FG	FT	R	F	A	TO	B	S	TP
Gist	28	5-10	0-0	4-7	5	1	1	4	3	2	14
Caner-Med	21	3-9	0-1	0-0	5	0	0	1	0	0	6
Ibekwe	29	1-4	0-0	4-7	3	3	1	2	2	0	6
Strawberry	33	2-9	2-3	4-6	6	5	4	1	0	1	10
Jones	31	5-11	1-4	0-0	4	4	1	1	0	2	11
Gamson	8	2-8	0-1	0-0	2	2	1	0	1	0	4
Ledbetter	21	1-4	0-1	0-0	5	3	3	1	0	1	2
Brown	15	3-6	2-2	2-2	5	2	0	1	0	0	10
Bowers	14	1-5	0-0	1-1	0	3	2	0	1	0	3
Team					3						
Totals	200	23-66	5-12	15-23	38	23	13	11	7	6	66

	Field Goal	3-Point FG	Free Throw
1st Half	7-29	2-4	0-3
2nd Half	16-37	4-8	5-9
Game	23-66	3-12	5-12

Eagles	min	FG	3-FG	FT	R	F	A	TO	B	S	TP
Smith	40	7-11	0-0	7-8	15	3	7	1	0	3	21
Dudley	34	7-12	2-2	2-4	6	3	2	2	0	1	18
Oates	16	1-4	1-3	0-0	2	4	1	2	0	0	3
Hinnant	38	0-5	0-2	1-2	4	2	7	0	0	0	1
Marshall	25	6-8	2-2	0-0	4	1	3	3	1	1	14
Haynes	4	0-1	0-0	1-2	0	0	0	0	0	0	1
Rice	23	4-7	2-4	9-10	1	0	1	3	0	1	19
McLain	8	1-3	0-0	0-0	3	2	0	0	0	0	2
Williams	12	0-1	0-0	1-2	3	4	0	2	2	0	1
Team					2						
Totals	200	26-52	7-13	21-28	40	19	21	13	3	6	80

	Field Goal	3-Point FG	Free Throw
1st Half	14-28	5-9	5-8
2nd Half	12-24	5-9	3-7
Game	26-52	5-13	8-15

Officials: Mike Wood, Larry Rose, Ray Nath
Technicals: None
Attendance: 23,745

Score By Periods	1st	2nd	Final
MARYLAND	22	44	66
Boston College	41	39	80

MANHATTAN
MARYLAND

Game #32
87
84

March 18, 2006 • College Park, Md.
Comcast Center • Postseason NIT 1st Round

COLLEGE PARK, Md. (AP) - Jeff Xavier scored a career-high 31 points, Jason Wingate added 21, and Manhattan eliminated Maryland from the NIT.

The Jaspers (20-10) led by 14 with 13 minutes left, then had four players foul out. But Manhattan overcame that to end Maryland's 23-game non-conference home winning streak.

Wingate missed the front end of three straight one-and-one opportunities down the stretch before seldom-used sophomore Franck Traore sank two free throws with 32 seconds left to make it 84-79.

Manhattan, the Metro Atlantic Athletic Conference regular-season champion, opened the NIT with an 80-77 win over Fairleigh Dickinson.

Xavier scored 18 first-half points to give the Jaspers a 47-37 lead. Travis Gamson scored 21 points in his final game with Maryland and senior Nik Caner-Medley added 16 on 6-for-16 shooting.

Xavier went 12-for-24 from the field, made four 3-pointers and sank all three of his foul shots in topping his previous career high of 25 points.

The Terps opened the second half with a 6-0 run to close to 47-43 before Xavier scored eight points in a 14-4 surge that made it 61-47.

It was 75-65 before a 3-pointer by Mike Jones and a layup by Caner-Medley got the Terrapins within five points with 5:42 to go. Xavier followed with a three-point play to ignite a 7-0 run that gave the Jaspers enough breathing room to weather Maryland's comeback bid.

The Terrapins missed their first four shots, then built a 12-8 lead before Wingate scored seven points in a 17-3 spurt that put Manhattan up by 10.


Manhattan led 32-30 before Caner-Medley received a foul and a technical foul - his third personal. Wingate made the two technical free throws, and Xavier added two foul shots to end a 9-0 run.

Jaspers	min	FG	3-FG	FT	R	F	A	TO	B	S	TP
Ngamdi	15	0-2	0-0	0-0	3	5	1	0	1	1	0
Dubois	26	5-11	0-0	2-2	5	5	0	1	2	1	12
Xavier	38	12-24	4-11	3-3	8	3	0	5	0	6	31
Wingate	38	5-10	3-5	8-13	3	1	3	3	0	3	21
Austin	25	1-6	0-3	1-2	2	5	2	0	2	0	3
Lee	4	0-0	0-0	0-0	0	1	0	0	0	0	0
Minor	34	5-9	2-4	0-1	4	1	4	3	0	3	12
Johnson	19	3-5	0-0	0-0	6	5	0	2	0	0	6
Traore	1	0-0	0-0	2-2	2	0	0	0	0	0	2
Team					2						
Totals	200	31-67	9-23	16-23	35	26	10	14	5	14	87

	Field Goal	3-Point FG	Free Throw
1st Half	16-33	4-8	7-14
2nd Half	15-34	4-11	2-9
Game	31-67	8-19	9-23

Terrapins	min	FG	3-FG	FT	R	F	A	TO	B	S	TP
Caner-Med	30	6-16	1-3	3-3	8	5	4	5	0	3	16
Ibekwe	31	6-10	0-0	3-7	10	3	1	1	0	2	15
Gist	21	2-4	0-0	5-8	8	2	2	0	5	0	9
Strawberry	38	4-14	0-4	2-4	3	2	3	7	1	1	10
Jones	29	3-10	2-5	3-4	2	3	0	3	1	1	11
Gamson	19	7-13	0-0	7-8	12	2	1	1	0	0	21
Ledbetter	8	0-1	0-0	0-0	1	3	1	1	0	0	0
Brown	19	0-1	0-1	2-2	3	1	5	2	0	1	2
Bowers	4	0-1	0-0	0-0	2	0	0	0	0	0	0
Chukura	1	0-1	0-0	0-0	2	1	0	0	0	0	0
Team					4						
Totals	200	28-71	3-13	25-36	55	22	17	20	7	8	84

	Field Goal	3-Point FG	Free Throw
1st Half	12-36	3-33	1-5
2nd Half	16-35	4-57	2-8
Game	28-71	3-13	3-13



ALL-TIME RECORDS

M
Bb
Basketball



YEAR-BY-YEAR FINISHES

Year	Overall			Final Rank	Home			Neu.	Conference				Conference Tourn.			Coach	Postseason
	Win	Loss	Pct.		Home	Away	Win		Loss	Pct.	Finish	Win	Loss	Finish			
1904-05	0	2	.000														
1910-11	3	9	.250		2-3	1-6											
1913-14	0	16	.000		0-5	0-11											
1918-19	1	5	.167		0-0	0-0	1-5										
1923-24	5	7	.417		3-6	1-0	1-1	1	2	.333	11th	1	1	Quarterfinals	H. Burton Shipley		
1924-25	12	5	.706		7-2	4-2	1-1	3	1	.750	4th	0	1	First Round	H. Burton Shipley		
1925-26	14	3	.824		10-1	4-1	0-1	7	1	.875	4th	0	1	First Round	H. Burton Shipley		
1926-27	10	10	.500		7-2	3-7	0-1	6	4	.600	9th	0	1	First Round	H. Burton Shipley		
1927-28	14	4	.778		11-0	3-4		8	1	.889	4th			DNP	H. Burton Shipley		
1928-29	7	9	.438		3-5	4-3	0-1	2	5	.286	21st	0	1	First Round	H. Burton Shipley		
1929-30	16	6	.727		10-3	6-2	0-1	9	5	.643	10th	0	1	First Round	H. Burton Shipley		
1930-31	18	4	.818		10-2	4-2	4-0	8	1	.889	2nd	2	0	Champions	H. Burton Shipley		
1931-32	16	4	.800		11-1	5-2	0-1	9	1	.900	T1st	0	1	First Round	H. Burton Shipley		
1932-33	11	9	.550		10-2	1-6	0-1	7	3	.700	3rd	0	1	First Round	H. Burton Shipley		
1933-34	11	8	.579		9-4	2-3	0-1	6	1	.857	3rd	0	1	First Round	H. Burton Shipley		
1934-35	8	10	.444		6-8	2-2		4	3	.571	5th			DNP	H. Burton Shipley		
1935-36	14	6	.700		9-3	4-2	1-1	4	3	.571	4th	1	1	Semifinals	H. Burton Shipley		
1936-37	8	12	.400		7-4	1-7	0-1	5	8	.385	T10th	0	1	First Round	H. Burton Shipley		
1937-38	15	9	.625		10-3	4-5	1-1	6	4	.600	7th	1	1	Semifinals	H. Burton Shipley		
1938-39	15	9	.625		9-2	4-6	2-1	8	3	.727	T2nd	2	1	Finals	H. Burton Shipley		
1939-40	14	9	.609		9-2	4-6	1-1	7	5	.583	5th	1	1	Semifinals	H. Burton Shipley		
1940-41	1	21	.045		1-10	0-11		0	13	.000	15th			DNP	H. Burton Shipley		
1941-42	7	15	.318		4-5	3-10		3	8	.273	T12th			DNP	H. Burton Shipley		
1942-43	8	8	.500		5-3	3-5		5	5	.500	9th			DNP	H. Burton Shipley		
1943-44	4	14	.222		3-6	1-7	0-1	2	1	.667	4th	0	1	First Round	H. Burton Shipley		
1944-45	2	14	.125		1-5	1-8	0-1	2	5	.286	9th	0	1	First Round	H. Burton Shipley		
1945-46	9	12	.429		8-4	1-7	0-1	5	4	.556	5th	0	1	First Round	H. Burton Shipley		
1946-47	14	10	.583		9-3	5-6	0-1	9	5	.643	5th	0	1	First Round	H. Burton Shipley		
1947-48	11	14	.444		6-4	5-9	0-1	9	7	.563	4th	0	1	First Round	H. Burton Shipley		
1948-49	9	18	.333		4-5	5-11	0-2	8	7	.533	8th	0	1	First Round	Flucie Stewart		
1949-50	7	18	.280		6-6	1-12		5	13	.278	13th			DNP	Flucie Stewart		
1950-51	16	11	.593		10-3	5-7	1-1	11	8	.579	8th	1	1	Semifinals	Flucie Stewart		
1951-52	13	9	.542		8-1	5-7	0-1	9	5	.643	T6th	0	1	First Round	Bud Millikan		
1952-53	15	8	.652		8-2	6-5	1-1	12	3	.800	T2nd	1	1	Semifinals	Bud Millikan		
1953-54	23	7	.767	[20] [NR]	9-2	11-4	3-1	7	2	.778	2nd	1	1	Semifinals	Bud Millikan		
1954-55	17	7	.708		7-2	7-4	3-1	10	4	.714	3rd	0	1	Quarterfinals	Bud Millikan		
1955-56	14	10	.583		9-5	5-4	0-1	7	7	.500	5th	0	1	Quarterfinals	Bud Millikan		
1956-57	16	10	.615		8-2	5-6	3-2	9	5	.643	2nd	1	1	Semifinals	Bud Millikan		
1957-58	22	7	.759	[6] [6]	10-1	6-4	6-2	9	5	.643	4th	3	0	Champions	Bud Millikan	NCAA Elite Eight (2-1)	
1958-59	10	13	.435		7-3	2-8	1-2	7	7	.500	T3rd	0	1	Quarterfinals	Bud Millikan		
1959-60	15	8	.652		8-2	7-5	0-1	9	5	.643	3rd	0	1	Quarterfinals	Bud Millikan		
1960-61	14	12	.538		9-2	3-8	2-2	6	8	.750	5th	1	1	Semifinals	Bud Millikan		
1961-62	8	17	.320		4-6	4-8	0-3	3	11	.214	7th	0	1	Quarterfinals	Bud Millikan		
1962-63	8	13	.381		5-6	3-6	0-1	4	10	.286	T6th	0	1	Quarterfinals	Bud Millikan		
1963-64	9	17	.346		5-4	2-10	2-3	5	9	.357	6th	0	1	Quarterfinals	Bud Millikan		
1964-65	18	8	.692		9-3	7-4	2-1	10	4	.714	T2nd	1	1	Semifinals	Bud Millikan		
1965-66	14	11	.560		7-3	5-7	2-1	7	7	.500	5th	0	1	Quarterfinals	Bud Millikan		
1966-67	11	14	.440		5-5	4-8	2-1	5	9	.357	T5th	0	1	Quarterfinals	Bud Millikan		
1967-68	8	16	.333		7-3	1-11	0-2	4	10	.286	6th	0	1	Quarterfinals	Frank Fellows		
1968-69	8	18	.308		4-6	3-10	1-2	2	12	.143	T7th	0	1	Quarterfinals	Frank Fellows		
1969-70	13	13	.500		10-4	3-7	0-2	5	9	.357	6th	0	1	Quarterfinals	Lefty Driesell		
1970-71	14	12	.538		11-4	3-7	0-1	5	9	.357	T6th	0	1	Quarterfinals	Lefty Driesell		
1971-72	27	5	.844	[14] [11]	14-0	7-4	6-1	8	4	.667	T2nd	2	1	Finals	Lefty Driesell	NIT Champions (4-0)	
1972-73	23	7	.767	[8] [10]	12-1	8-4	3-2	7	5	.583	3rd	2	1	Finals	Lefty Driesell	NCAA Elite Eight (1-1)	
1973-74	23	5	.821	[4] [4]	12-1	7-3	4-1	9	3	.750	T2nd	2	1	Finals	Lefty Driesell		
1974-75	24	5	.828	[5] [5]	12-2	10-1	2-2	10	2	.833	1st	0	1	Quarterfinals	Lefty Driesell	NCAA Elite Eight (2-1)	
1975-76	22	6	.786	[11] [13]	13-2	8-3	1-1	7	5	.583	T2nd	1	1	Semifinals	Lefty Driesell		
1976-77	19	8	.704		15-4	3-3	1-1	7	5	.583	4th	0	1	Quarterfinals	Lefty Driesell		
1977-78	15	13	.536		10-4	1-8	4-1	3	9	.250	6th	1	1	Semifinals	Lefty Driesell		
1978-79	19	11	.633		12-4	4-4	3-3	6	6	.500	4th	1	1	Semifinals	Lefty Driesell	NIT Second Round (1-1)	
1979-80	24	7	.774	[8] [8]	16-0	4-4	4-3	11	3	.786	1st	2	1	Finals	Lefty Driesell	NCAA Sweet 16 (1-1)	
1980-81	21	10	.677	[18] [11]	12-3	5-5	4-2	8	6	.571	4th	2	1	Finals	Lefty Driesell	NCAA Second Round (1-1)	

2006-07 MARYLAND MEN'S BASKETBALL

1 TEAM

Year	Overall			Final Rank	Home			Away			Neu.	Conference				Conference Tourn.			Coach	Postseason
	Win	Loss	Pct.		Win	Loss	Pct.	Win	Loss	Pct.		Finish	Win	Loss	Finish					
1981-82	16	13	.551		13-3	2-8	1-2	5	9	.357	5th	0	1	Quarterfinals	Lefty Driesell	NIT Second Round (2-1)				
1982-83	20	10	.667		14-3	5-4	1-3	8	6	.571	T3rd	0	1	Quarterfinals	Lefty Driesell	NCAA Second Round (1-1)				
1983-84	24	8	.750	[11] [10]	13-2	6-4	5-2	9	5	.643	2nd	3	0	Champions	Lefty Driesell	NCAA Sweet 16 (1-1)				
1984-85	25	12	.676		14-2	7-6	4-4	8	6	.571	T4th	0	1	Quarterfinals	Lefty Driesell	NCAA Sweet 16 (2-1)				
1985-86	19	14	.576		10-5	6-7	3-2	6	8	.429	6th	1	1	Semifinals	Lefty Driesell	NCAA Second Round (1-1)				
1986-87	9	17	.346		8-8	1-8	0-1	0	14	.000	8th	0	1	Quarterfinals	Bob Wade					
1987-88	18	13	.581		8-4	6-7	4-2	6	8	.429	5th	1	1	Semifinals	Bob Wade	NCAA Second Round (1-1)				
1988-89	9	20	.310		5-9	0-10	4-1	1	13	.071	8th	1	1	Semifinals	Bob Wade					
1989-90	19	14	.576		12-4	3-6	4-4	6	8	.429	T5th	0	1	Quarterfinals	Gary Williams	NIT Second Round (1-1)				
1990-91	16	12	.571		11-3	3-8	2-1	5	9	.357	7th		DNP		Gary Williams					
1991-92	14	15	.483		10-5	2-7	2-3	5	11	.313	8th	1	1	Semifinals	Gary Williams					
1992-93	12	16	.429		8-7	2-8	2-1	2	14	.125	8th	1	1	Semifinals	Gary Williams					
1993-94	18	12	.600	[NR] [20]	10-3	4-6	4-3	8	8	.500	T4th	0	1	Quarterfinals	Gary Williams	NCAA Sweet 16 (2-1)				
1994-95	26	8	.765	[10] [11]	16-0	4-4	6-4	12	4	.750	T1st	1	1	Semifinals	Gary Williams	NCAA Sweet 16 (2-1)				
1995-96	17	13	.567		11-3	3-5	3-5	8	8	.500	T4th	1	1	Semifinals	Gary Williams	NCAA First Round (0-1)				
1996-97	21	11	.656	[22] [NR]	11-3	5-4	5-4	9	7	.562	T4th	1	1	Semifinals	Gary Williams	NCAA First Round (0-1)				
1997-98	21	11	.656	[20] [15]	12-2	3-5	6-4	10	6	.625	3rd	1	1	Semifinals	Gary Williams	NCAA Sweet 16 (2-1)				
1998-99	28	6	.824	[5] [8]	13-1	7-3	8-2	13	3	.813	2nd	1	1	Semifinals	Gary Williams	NCAA Sweet 16 (2-1)				
1999-00	25	10	.714	[17] [25]	15-1	4-5	6-4	11	5	.688	2nd	2	1	Finals	Gary Williams	NCAA Second Round (1-1)				
2000-01	25	11	.694	[11] [4]	11-3	6-3	8-5	10	6	.625	3rd	1	1	Semifinals	Gary Williams	NCAA Final Four (4-1)				
2001-02	32	4	.889	[4] [1]	15-0	7-2	10-2	15	1	.838	1st	1	1	Semifinals	Gary Williams	NCAA CHAMPIONS (6-0)				
2002-03	21	10	.667	[17] [10]	14-2	4-4	3-4	11	5	.688	T2nd	0	1	Quarterfinals	Gary Williams	NCAA Sweet 16 (2-1)				
2003-04	20	12	.625	[19] [24]	12-4	4-5	4-3	7	9	.438	6th	3	0	Champions	Gary Williams	NCAA Second Round (1-1)				
2004-05	19	13	.594		15-3	2-7	2-3	7	9	.438	T6th	0	1	Quarterfinals	Gary Williams	NIT Semifinals (3-1)				
2005-06	19	13	.594		14-3	2-7	3-3	8	8	.500	6th	1	1	Quarterfinals	Gary Williams	NIT First Round (0-1)				

[]/[] indicates final rankings in AP and Coaches Polls

COACHING HISTORY



H. BURTON SHIPLEY

1923-24 to 1946-47
24 seasons
Overall: 243-199 (.550)
SC: 124-91 (.577)



FLUCIE STEWART

1947-48 to 1949-50
3 seasons
Overall: 27-48 (.360)
SC: 22-27 (.468)



BUD MILLIKAN

1950-51 to 1966-67
17 seasons
Overall: 243-182 (.572)
SC/ACC: 130-109 (.544)



FRANK FELLOWS

1967-68 to 1968-69
2 seasons
Overall: 16-34 (.320)
ACC: 6-22 (.214)



CHARLES "LEFTY" DRIESELL

1969-70 to 1985-86
17 seasons
Overall: 348-159 (.686)
ACC: 122-100 (.550)



BOB WADE

1986-87 to 1988-89
3 seasons
Overall: 36-50 (.419)
ACC: 7-35 (.167)



GARY WILLIAMS


1989-90 to Present
17 seasons
Overall: 353-194 (.649)
ACC: 147-121 (.549)

ARENA HISTORY



THE GYMNASIUM 1923-24 TO 1930-31

All-Time Record: 61-21 (8)
H. Burton Shipley (61-21 in 8 seasons)




RITCHIE COLISEUM 1931-32 TO 1954-55

All-Time Record: 169-90 (24)
H. Burton Shipley (111-65 in 16 seasons)
Flucie Stewart (16-15 in 3 seasons)
Bud Millikan (42-10 in 5 seasons)



COLE FIELD HOUSE 1955-56 TO 2001-02

All-Time Record: 476-151 (47)
Bud Millikan (86-42 in 12 seasons)
Frank Fellows (11-9 in 2 seasons)
Charles "Lefty" Driesell (213-44 in 17 seasons)
Bob Wade (21-21 in 3 seasons)
Gary Williams (155-35 in 13 seasons)



COMCAST CENTER 2002-03 TO PRESENT

All-Time Record: 55-12 (4)
Gary Williams (55-12 in 4 seasons)



ALL-TIME IN THE AP POLL

MARYLAND WEEK-BY-WEEK IN ASSOCIATED PRESS POLLS

1948-49	-Not Ranked-																								
1949-50	-Not Ranked-																								
1950-51	-Not Ranked-																								
1951-52	-Not Ranked-																								
1952-53	-Not Ranked-																								
1953-54	D8	D15	D22	D29	J5	J12	J19	J26	F2	F9	F16	F23	M2	M9	M23										
1954-55	D7	D14	D21	D28	J4	J11	J18	J25	F1	F8	F15	F22	M1	M8											
1955-56	-Not Ranked-																								
1956-57	-Not Ranked-																								
1957-58	D10	D17	D24	D31	J7	J14	J21	J28	F4	F11	F18	F25	M4	M11											
1958-59	-Not Ranked-																								
1959-60	-Not Ranked-																								
1960-61	D13	D20	D27	J3	J10	J17	J24	J31	F7	F14	F21	F28	M7												
1961-62	-Not Ranked-																								
1962-63	-Not Ranked-																								
1963-64	-Not Ranked-																								
1964-65	-Not Ranked-																								
1965-66	-Not Ranked-																								
1966-67	-Not Ranked-																								
1967-68	-Not Ranked-																								
1968-69	-Not Ranked-																								
1969-70	-Not Ranked-																								
1970-71	-Not Ranked-																								
1971-72	P5	D7	D14	D21	D28	J4	J11	J18	J25	F1	F8	F15	F22	F29	M7	M14									
1972-73	P5	D5	D12	D19	D26	J2	J9	J16	J23	J30	F6	F13	F20	F27	M6	M13									
1973-74	P5	D4	D11	D18	D25	J2	J8	J15	J22	J29	F5	F12	F19	F26	M5	M12	M19	M27							
1974-75	P5	D3	D10	D17	D24	D31	J7	J14	J21	J28	F4	F11	F18	F25	M4	M11	M18	M25	A2						
1975-76	P5	D2	D9	D16	D23	D30	J6	J13	J20	J27	F3	F10	F17	F24	M2	M9	M16								
1976-77	P5	N30	D7	D14	D21	D28	J4	J11	J18	J25	F1	F8	F15	F22	M1	M8	M15								
1977-78	P5	N29	D6	D13	D20	D27	J3	J10	J17	J24	J31	F7	F14	F21	F28	M6	M13								
1978-79	P5	N28	D5	D12	D19	D26	J3	J9	J16	J23	J30	F6	F13	F20	F27	M6	M13								
1979-80	P5	D4	D11	D18	D26	J2	J8	J15	J22	J29	F5	F12	F19	F26	M4										
1980-81	P5	D2	D9	D16	D23	D30	J6	J13	J20	J27	F3	F10	F17	F24	M3	M10									
1981-82	-Not Ranked-																								
1982-83	-Not Ranked-																								
1983-84	P5	N29	D6	D13	D20	D27	J3	J10	J17	J24	J31	F7	F14	F21	F28	M6	M13								
1984-85	P5	N27	D4	D11	D18	D25	J1	J8	J15	J22	J29	F5	F12	F19	F26	M5	M12								
1985-86	P5	N26	D3	D10	D17	D24	D31	J7	J14	J21	J28	F4	F11	F18	F25	M4	M11								
1986-87	-Not Ranked-																								
1987-88	-Not Ranked-																								
1988-89	-Not Ranked-																								
1989-90	-Not Ranked-																								
1990-91	-Not Ranked-																								
1991-92	-Not Ranked-																								
1992-93	-Not Ranked-																								
1993-94	P5	N22	N29	D6	D13	D20	D27	J3	J10	J17	J24	J31	F7	F14	F21	F28	M7	M14							
1994-95	P5	N21	N28	D5	D12	D19	D26	J3	J10	J17	J24	J31	F6	F13	F20	F27	M6	M13							
1995-96	P5	N20	N27	D4	D11	D18	D25	J2	J9	J16	J23	J30	F5	F12	F19	F26	M4	M11							
1996-97	P5	N19	N25	D2	D9	D16	D23	D30	J6	J13	J20	J27	F3	F10	F17	F24	M3	M10							
1997-98	P5	N16	N23	D1	D8	D15	D22	D29	J4	J11	J18	J25	F2	F9	F16	F23	M1	M6							
1998-99	P5	N15	N22	N29	D7	D14	D21	D28	J4	J11	J18	J25	F1	F8	F15	F22	M1	M8							
1999-00	P5	N15	N22	N29	D6	D13	D20	D27	J3	J10	J17	J24	J30	F7	F14	F21	F28	M6	M13						
2000-01	P5	N13	N20	N27	D4	D11	D18	D25	J1	J8	J15	J22	J29	F5	F12	F19	F26	M5	M12						
2001-02	P5	N19	N26	D3	D10	D17	D24	D31	J7	J14	J21	J28	F4	F11	F18	F25	M4	M11							
2002-03	P5	N18	N25	D2	D9	D16	D23	D30	J6	J13	J20	J27	F3	F10	F17	F24	M3	M10	M17						
2003-04	P5	N17	N24	D1	D8	D15	D22	D29	J5	J12	J19	J26	F2	F9	F16	F23	M1	M8	M15						
2004-05	P5	N22	N29	D6	D13	D20	D27	J3	J10	J17	J24	J31	F7	F14	F21	F28	M7								
2005-06	P5	N14	N21	N28	D5	D12	D19	D26	J2	J9	J16	J23	J30	F6	F13	F20	F27	M6	M13						

MARYLAND IN FINAL POLLS

Year	AP Rank	Coaches Rank
1954	20	NR
1958	6	6
1972	14	11
1973	8	10
1974	4	4
1975	5	5
1976	11	13
1980	8	8
1981	18	11
1984	11	10
1994	NR	20
1995	10	11
1997	22	NR
1998	20	15
1999	5	8
2000	17	25
2001	11	4
2002	4	1
2003	17	10
2004	19	24

AP POLL HISTORY

The Associated Press (AP) has maintained its poll consistently since the 1948-49 season. The poll consisted of just 10 teams between the 1960-61 and 1967-68 seasons, and was expanded to include 25 teams since the 1989-90 season.

- Poll Debut: Jan. 19, 1954 (No. 14)
- Total Polls All-Time: 333
- Total Appearances in AP Final Poll: 79 (Feb. 15, 1972 to Jan. 18, 1977)
- Current Consecutive Polls: 0
- Total Years In The AP Poll: 30
- Most Consecutive Years: 13 (1992-93 to present)
- Current Consecutive Years: 13
- Total Appearances in AP Final Poll: 19
- Total Top 10 Rankings in AP Final Poll: 8
- Highest Ranking in AP Final Poll: No. 4 (2002 and 1974)
- Total Polls In AP Top 10: 168
- Most Consecutive Polls In AP Top 10: 68 (PS 1972 to March 2, 1976)
- Current Consecutive Polls In AP Top 10: 0
- Total Polls In AP Top 5: 92
- Most Consecutive Polls In AP Top 5: 18 (Feb. 4, 1975 to Jan. 20, 1976)
- Current Consecutive Polls In AP Top 5: 0

Total Top 10 Listings—

#10	#9	#8	#7	#6	#5	#4	#3	#2	#1
10	14	19	17	16	28	23	18	23	0

COACHES POLL HISTORY

Originated by United Press International (UPI) in the 1950-51 season, USA Today has administered the national Coaches Poll since the 1992-93 season. From 1993-97, it was known as the USA Today/CNN Poll. It was the USA Today/NABC Poll in 1998 and 1999. Since 2000, it has been the USA Today/ESPN Poll. The poll consisted of 20 teams until expanding to 25 teams in 1990-91.

- Poll Debut: Jan. 4, 1955 (No. 14)
- Total Polls All-Time: 306
- Most Consecutive Polls: 70 (Feb. 23, 1998 to Dec. 1, 2003)
- Current Consecutive Polls: 0
- Total Years In The Coaches Poll: 29
- Most Consecutive Years: 13 (1993-94 to present)
- Current Consecutive Years: 13
- Total Appearances in Coaches Final Poll: 18
- Total Top 10 Rankings in Coaches Final Poll: 10
- Highest Ranking in Coaches Final Poll: No. 1 (2002)
- Total Polls In Coaches Top 10: 142
- Most Consecutive Polls In Coaches Top 10: 42 (March 13, 1973 to March 2, 1976)
- Current Consecutive Polls In Coaches Top 10: 1
- Total Polls In Coaches Top 5: 71
- Most Consecutive Polls In Coaches Top 5: 11 (Jan. 7, 2002 to Final 2002)
- Current Consecutive Polls In Coaches Top 5: 0

Total Top 10 Listings—

#10	#9	#8	#7	#6	#5	#4	#3	#2	#1
12	10	11	21	18	18	20	17	14	1

Note: A total of 26 teams have been ranked No. 2 at least once in all-time AP polls, that have never been ranked No. 1. Maryland leads the way with 23 No. 2 rankings without ever reaching No. 1. A listing: Maryland 23, Louisville 15, Wake Forest 10, Purdue 10, Dayton 7, St. Bonaventure 7, UTEP 4, Auburn 3, Florida State 3, California 3, Minnesota 3, Louisiana State 2, NYU 2, Pittsburgh 2, St. Joseph's 2, Utah 2, Villanova 2, Clemson 1, Davidson 1, Long Island 1, Pennsylvania 1, Santa Clara 1, Southern California 1, SMU 1, Vanderbilt 1, Washington

ALL-TIME IN THE COACHES POLL

WEEK-BY-WEEK IN ALL-TIME COACHES POLLS

Year	Rank	W1	W2	W3	W4	W5	W6	W7	W8	W9	W10	W11	W12	W13	W14	W15	W16	W17	W18	W19	W20	W21	W22	W23	W24	W25			
1950-51	-	-	-	-	-	-	-	-	-	-	-	-	-	-	-	-	-	-	-	-	-	-	-	-	-	-			
1951-52	-	-	-	-	-	-	-	-	-	-	-	-	-	-	-	-	-	-	-	-	-	-	-	-	-	-			
1952-53	-	-	-	-	-	-	-	-	-	-	-	-	-	-	-	-	-	-	-	-	-	-	-	-	-	-			
1953-54	-	-	-	-	-	-	-	-	-	-	-	-	-	-	-	-	-	-	-	-	-	-	-	-	-	-			
1954-55	D7	D14	D21	D28	J4	J11	J18	J25	F1	F8	F15	F22	M1	M8															
					14	14	11	12	14	18	17																		
1955-56	-	-	-	-	-	-	-	-	-	-	-	-	-	-	-	-	-	-	-	-	-	-	-	-	-	-	-		
1956-57	-	-	-	-	-	-	-	-	-	-	-	-	-	-	-	-	-	-	-	-	-	-	-	-	-	-	-		
1957-58	D10	D17	D24	D31	J7	J14	J21	J28	F4	F11	F18	F25	M4	M11															
		9	9	7	12	7	7	11	10	8	11	15	17	6															
1958-59	D9	D16	D23	D30	J6	J13	J20	J27	F3	F10	F17	F24	M2	M9															
									16																				
1959-60	-	-	-	-	-	-	-	-	-	-	-	-	-	-	-	-	-	-	-	-	-	-	-	-	-	-	-		
1960-61	D6	D13	D20	D27	J3	J10	J17	J24	J31	F7	F14	F21	F28	M7															
		15																											
1961-62	-	-	-	-	-	-	-	-	-	-	-	-	-	-	-	-	-	-	-	-	-	-	-	-	-	-	-		
1962-63	-	-	-	-	-	-	-	-	-	-	-	-	-	-	-	-	-	-	-	-	-	-	-	-	-	-	-		
1963-64	-	-	-	-	-	-	-	-	-	-	-	-	-	-	-	-	-	-	-	-	-	-	-	-	-	-	-		
1964-65	-	-	-	-	-	-	-	-	-	-	-	-	-	-	-	-	-	-	-	-	-	-	-	-	-	-	-		
1965-66	-	-	-	-	-	-	-	-	-	-	-	-	-	-	-	-	-	-	-	-	-	-	-	-	-	-	-		
1966-67	-	-	-	-	-	-	-	-	-	-	-	-	-	-	-	-	-	-	-	-	-	-	-	-	-	-	-		
1967-68	-	-	-	-	-	-	-	-	-	-	-	-	-	-	-	-	-	-	-	-	-	-	-	-	-	-	-		
1968-69	-	-	-	-	-	-	-	-	-	-	-	-	-	-	-	-	-	-	-	-	-	-	-	-	-	-	-		
1969-70	-	-	-	-	-	-	-	-	-	-	-	-	-	-	-	-	-	-	-	-	-	-	-	-	-	-	-		
1970-71	-	-	-	-	-	-	-	-	-	-	-	-	-	-	-	-	-	-	-	-	-	-	-	-	-	-	-		
1971-72	PS	D7	D14	D21	D28	J4	J11	J18	J25	F1	F8	F15	F22	F29	M7	M14													
		5	15	13	14	10	20	15	16	-	17	14	11	13	14	11													
1972-73	PS	D5	D12	D19	D26	J2	J9	J16	J23	J30	F6	F13	F20	F27	M6	M13													
		3	4	3	4	4	2	3	4	3	8	7	9	11	13	10													
1973-74	PS	D11	D18	D25	J2	J8	J15	J22	J29	F5	F12	F19	F26	M5	M12														
		5	10	4	3	3	4	4	6	7	6	6	5	5	4														
1974-75	PS	D10	D17	D24	D31	J7	J14	J21	J28	F4	F11	F18	F25	M4	M11														
		10	6	7	7	6	6	4	8	4	3	3	2	2	5														
1975-76	PS	D9	D16	D23	D30	J6	J13	J20	J27	F3	F10	F17	F24	M2	M9														
		3	3	2	2	2	4	3	7	6	4	7	8	8	13														
1976-77	PS	D7	D14	D21	D28	J4	J11	J18	J25	F1	F8	F15	F22	M1	M8														
		15	13	-	16	18	-	18	-	-	-	-	-	-	-														
1977-78	PS	D6	D13	D20	D27	J3	J10	J17	J24	J31	F7	F14	F21	F28	M6														
		12	18	18	14	12	-	-	-	-	-	-	-	-	-														
1978-79	PS	D12	D19	D26	J3	J9	J16	J23	J30	F6	F13	F20	F27	M6															
		-	-	20	20	-	-	-	-	-	-	-	-	-	-														
1979-80	PS	D4	D11	D18	D26	J2	J8	J15	J22	J29	F5	F12	F19	F26	M4														
		-	-	-	-	-	-	-	-	-	14	13	5	7	7	8													
1980-81	PS	D9	D16	D23	D30	J6	J13	J20	J27	F3	F10	F17	F24	M3	M10														
		4	9	9	9	8	7	7	13	11	16	-	20	-	20														
1981-82	-	-	-	-	-	-	-	-	-	-	-	-	-	-	-	-	-	-	-	-	-	-	-	-	-	-	-	-	
1982-83	-	-	-	-	-	-	-	-	-	-	-	-	-	-	-	-	-	-	-	-	-	-	-	-	-	-	-	-	
1983-84	PS	D6	D13	D20	D27	J3	J10	J17	J24	J31	F7	F14	F21	F28	M6	M13													
		15	11	11	6	6	6	7	5	9	13	17	-	19	14	10													
1984-85	PS	N27	D4	D11	D18	D25	J1	J8	J15	J22	J29	F5	F12	F19	F26	M5	M12												
		-	-	-	18	20	16	-	-	-	-	17	19	19	-	-													
1985-86	-	-	-	-	-	-	-	-	-	-	-	-	-	-	-	-	-	-	-	-	-	-	-	-	-	-	-	-	
1986-87	-	-	-	-	-	-	-	-	-	-	-	-	-	-	-	-	-	-	-	-	-	-	-	-	-	-	-	-	
1987-88	-	-	-	-	-	-	-	-	-	-	-	-	-	-	-	-	-	-	-	-	-	-	-	-	-	-	-	-	
1988-89	-	-	-	-	-	-	-	-	-	-	-	-	-	-	-	-	-	-	-	-	-	-	-	-	-	-	-	-	
1989-90	-	-	-	-	-	-	-	-	-	-	-	-	-	-	-	-	-	-	-	-	-	-	-	-	-	-	-	-	
1990-91	-	-	-	-	-	-	-	-	-	-	-	-	-	-	-	-	-	-	-	-	-	-	-	-	-	-	-	-	
1991-92	-	-	-	-	-	-	-	-	-	-	-	-	-	-	-	-	-	-	-	-	-	-	-	-	-	-	-	-	
1992-93	-	-	-	-	-	-	-	-	-	-	-	-	-	-	-	-	-	-	-	-	-	-	-	-	-	-	-	-	
1993-94	PS	N29	D6	D13	D20	D27	J3	J10	J17	J24	J31	F7	F14	F21	F28	M7	M14	A5											
		-	-	-	-	-	-	-	-	-	21	21	-	-	-	-	-	-	20										
1994-95	PS	N28	D5	D12	D19	D26	J3	J10	J17	J24	J31	F6	F13	F20	F27	M6	M13	A4											
		14	10	11	12	11	11	11	13	9	9	8	10	7	7	6	10	10	11										
1995-96	PS	N20	N27	D4	D11	D18	D25	J2	J9	J16	J23	J29	F5	F12	F19	F26	M4	M11	A3										
		19	14	16	19	24	25	24	-	-	-	-	-	-	-	-	-	-	-										
1996-97	PS	N19	N25	D2	D9	D16	D23	D30	J6	J13	J20	J27	F3	F10	F17	F24	M3	M10											
		-	-	-	-	25	21	19	19	11	7	5	7	10	14	16	22	22											
1997-98	PS	N24	D1	D8	D15	D22	D29	J4	J11	J18	J25	F2	F9	F16	F23	M1	M8	A1											
		23	-	22	20	20	18	-	-	-	24	-	25	-	25	24	22	15											
1998-99	PS	N22	N29	D7	D14	D21	D28	J4	J11	J18	J25	F1	F8	F15	F22	M1	M8	M31											
		5	5	2	2	5	5	4	6	5	4	4	6	7	5	5	5	8											
1999-00	PS	N22	N29	D6	D13	D20	D27	J3	J10	J17	J24	J30	F7	F14	F21	F28	M6	M13	A3										
		23	22	23	19	14	15	15	16	-	21	21	22	22	19	19	19	16	25										
2000-01	PS	N20	N27	D4	D11	D18	D25	J2	J9	J16	J23	J29	F5	F12	F19	F26	M5	M12	A3										
		7	6	14	17	19	19	19	17	16	14	10	13	18	20	16	13	11	4										
2001-02	PS	N12	N19	N26	D3	D10	D17	D24	D31																				



INDIVIDUAL RECORDS

SCORING

Game:	44	Ernest Graham vs. NC State (12-20-78)
Season:	776	Walt Williams (1992)
Fr.:	582	Joe Smith (1994)
So.:	708	Joe Smith (1995)
Jr.:	701	Len Bias (1985)
Sr.:	776	Walt Williams (1992)
Career:	2,269	Juan Dixon (1999-02)

SCORING AVERAGE

Season:	26.8	Walt Williams (1992)
Fr.:	19.7	Joe Smith (1994)
So.:	21.2	Tom McMillen (1972)
Jr.:	23.3	Will Hetzel (1969)
Sr.:	26.8	Walt Williams (1992)
Career:	20.5	Tom McMillen (1974)

REBOUNDS

Game:	26	Len Elmore vs. Wake Forest (2-27-74)
Season:	412	Len Elmore (1974)
Fr.:	323	Buck Williams (1979)
So.:	362	Joe Smith (1995)
Jr.:	363	Buck Williams (1981)
Sr.:	412	Len Elmore (1974)
Career:	1,053	Len Elmore (1972-74)

REBOUNDING AVERAGE

Season:	14.7	Len Elmore (1974)
Fr.:	10.7	Joe Smith (1994)
So.:	11.0	Len Elmore (1972)
Jr.:	12.2	Will Hetzel (1969)
Sr.:	14.7	Len Elmore (1974)
Career:	12.2	Len Elmore (1972-74)

ASSISTS

Game:	15	Terrell Stokes vs. W Carolina (11-14-98)
Season:	286	Steve Blake (2002)
Fr.:	217	Steve Blake (2000)
So.:	248	Steve Blake (2001)
Jr.:	286	Steve Blake (2002)
Sr.:	221	Steve Blake (2003)
Career:	972	Steve Blake (2000-2003)

STEALS

Game:	9	Johnny Rhodes at North Carolina (2-7-96)
	9	Johnny Rhodes vs. Amencan (12-23-95)
Season:	110	Johnny Rhodes (1996)
Fr.:	71	Steve Blake (2000)
	71	Johnny Rhodes (1993)
So.:	78	Johnny Rhodes (1994)
Jr.:	96	Juan Dixon (2000)
Sr.:	110	Johnny Rhodes (1996)
Career:	344	Johnny Rhodes (1993-96)

BLOCKED SHOTS

Game:	12	Cednc Lewis at South Florida (1-20-91)
	12	Derrick Lewis at James Madison (1-28-87)
Season:	143	Cednc Lewis (1991)
Fr.:	99	Derrick Lewis (1985)
So.:	97	Joe Smith (1995)
Jr.:	114	Derrick Lewis (1987)
Sr.:	143	Cednc Lewis (1991)
Career:	339	Demck Lewis (1985-88)

FIELD GOAL PERCENTAGE

Game:	1,000	Ryan Randle vs. Wagner (10 of 10, 1-4-03)
	1,000	Lonny Baxter vs. North Texas (10 of 10, 12-23-98)
Season:	647	Buck Williams (183 of 283, 1981)
So.:	606	Buck Williams (143 of 236, 1980)
Jr.:	643	Greg Manning (196 of 305, 1980)
Sr.:	647	Buck Williams (183 of 283, 1981)
Career:	615	Buck Williams (446 of 725, 1979-81)

FIELD GOALS MADE

Game:	18	Ernest Graham vs. NC State (12-20-78)
Consecutive in Game:	10	Ryan Randle vs. Wagner (1-4-03)
	10	Lonny Baxter vs. North Texas (12-23-98)
	10	Barry Yates vs. Miami (Fla.) (12-29-70)
	10	Keith Gatlin vs. Clemson (2-17-85)
Consecutive in Multiple Games:	16	Ryan Randle (over three games during the 2003 season, also an ACC record)
Season:	275	Albert King (1980)
Fr.:	190	John Lucas (1973)
So.:	253	John Lucas (1974)
Jr.:	275	Albert King (1980)
Sr.:	270	Adnan Branch (1985)
Career:	862	Albert King (1977-81)
	862	John Lucas (1973-76)

FIELD GOALS ATTEMPTED

Game:	34	Gene Shue vs. Washington & Lee (2-12-53)
Season:	542	Walt Williams (1992)
Fr.:	395	Joe Smith (1994)
So.:	506	Juan Dixon (2000)
Jr.:	527	Will Hetzel (1969)
Sr.:	542	Walt Williams (1992)
Career:	1,713	Juan Dixon (1999-02)

3-POINT FIELD GOALS MADE

Game:	7	Walt Williams vs. Florida State (2-5-92)
Season:	92	Juan Dixon (2002)
Fr.:	59	Johnny Rhodes (1993)
So.:	49	Juan Dixon (2000)
Jr.:	64	Teyon McCoy (1990)
Sr.:	92	Juan Dixon (2002)
Career:	239	Juan Dixon (1999-02)

3-POINT FIELD GOALS ATTEMPTED

Game:	13	Danny Miller vs. Clemson (1-22-00)
Season:	240	Walt Williams (1992)
Fr.:	175	Johnny Rhodes (1993)
So.:	135	Juan Dixon (2000)
Jr.:	164	Teyon McCoy (1990)
Sr.:	240	Walt Williams (1992)
Career:	615	Juan Dixon (1999-02)

FREE THROW PERCENTAGE

Game:	1,000	Jerry Greenspan vs. Minnesota (14 of 14, 12-10-60)
Season (min. 50 att.):	908	Greg Manning (79 of 87, 1980)
Season (min. 100 att.):	903	Chris McCray (102 of 113, 2005)
Career:	858	Greg Manning (315 of 367, 1978-81)

FREE THROWS MADE

Game:	17	Tom McMillen vs. Canisius (12-17-71)
Consecutive in Game:	15	Albert King vs. Boston University (2-11-80)
Consecutive in Multiple Games:	40	Juan Dixon (2001)
Season:	213	Keith Booth (1997)
Fr.:	168	Joe Smith (1994)
So.:	209	Joe Smith (1995)
Jr.:	162	Keith Booth (1996)
Sr.:	213	Keith Booth (1997)
Career:	576	Keith Booth (1994-97)

FREE THROWS ATTEMPTED

Game:	24	Keith Booth vs. George Washington (12-9-96)
Season:	297	Keith Booth (1997)
Fr.:	229	Joe Smith (1994)
So.:	282	Joe Smith (1995)
Jr.:	214	Keith Booth (1996)
Sr.:	297	Keith Booth (1997)
Career:	824	Keith Booth (1994-97)

GAMES PLAYED

Season:	37	Len Bias (1985)
	37	Adnan Branch (1985)
Career:	141	Juan Dixon (1999-02)
Consecutive in a Career:	141	Juan Dixon (1999-02)

GAMES STARTED

Season:	37	Len Bias (1985)
	37	Adnan Branch (1985)
Career:	136	Steve Blake (2000-2003)
Consecutive in a Career:	126	Keith Booth (1994-97)




Len Bias




Keith Booth




Len Elmore




Adnan Branch



Johnny Rhodes




Joe Smith



Walt Williams

INDIVIDUAL LEADERS



Ernest Graham



Tom McMillen



Gary Ward

MOST POINTS, GAME (30-POINT SCORERS)

1	44	Ernest Graham vs NC State (12-20-78)
2	43	Al Burge vs Yale (1-4-60)
3	41	Len Bias at Duke (1-25-86) Gene Shue vs Washington & Lee (2-12-53)
5	40	Joe Smith vs Duke (3-1-95) S - Gene Shue vs Wake Forest (3-6-53)
7	39	c - Walt Williams vs Wake Forest (1-22-92)
8	38	A - Walt Williams vs Clemson (3-12-92) c - Walt Williams at Florida State (2-5-92) A - Albert King vs Clemson (2-29-80) Jim O'Brien vs North Carolina (1-27-73) Howard White vs South Carolina (12-16-70)
13	36	Evers Burns vs Georgia Tech (2-6-93)
14	35	Nik Caner-Medley vs Temple (1/15/05) Exree Hipp vs Towson State (12-23-93) Jerrod Mustaf vs Duke (2-10-90) Len Bias at North Carolina (2-20-86) Tom McMillen at George Washington (12-4-71)
18	34	Walt Williams at Clemson (2-22-92) Tony Massenburg vs Georgia Tech (2-3-90) John Lucas vs NC State (1-28-76) John Lucas vs Wake Forest (1-10-76) Gary Ward vs Wake Forest (2-7-66)
23	33	Nik Caner-Medley at Georgia Tech (1-25-06) N - Juan Dixon vs Kansas (3-30-02) Juan Dixon vs Georgia Tech (2-16-00) A - Keith Booth vs Georgia Tech (3-9-96) Joe Smith vs Clemson (2-25-95) Joe Smith vs Utah (11-22-94) Joe Smith vs Rider (11-30-93) c - Walt Williams at Virginia (1-29-92) Matt Roe vs Georgia Tech (2-13-91) Walt Williams vs North Carolina (1-10-90) Len Bias at George Mason (11-26-85) Tom McMillen vs Navy (1-20-73) Tom McMillen vs Canisius (12-17-71) Howard White vs Georgetown (12-14-70) Will Hetzel vs South Carolina (3-6-69) Bob O'Brien vs Clemson (1-7-56) A - Bob Kessler vs Duke (3-1-56)
39	32	Lonny Baxter vs Norfolk State (12-23-00) Laron Profit at Florida State (2-27-99) Steve Francis vs Clemson (2-24-99) Kevin McLinton vs Florida State (2-13-93) c Walt Williams at North Carolina (1-13-92) Rudy Archer vs Mt. St. Mary's (12-8-87) Derrick Lewis vs Md Baltimore County (2-18-87) Albert King vs Wake Forest (1-20-80) Tom McMillen vs Georgetown (12-13-71) Barry Yates vs Miami, Fla (12-29-70)
49	31	Juan Dixon vs Duke (2-9-00) Lonny Baxter vs NC State (2-6-00) Juan Dixon vs Georgia Tech (1-15-00) N - Joe Smith vs Texas (3-18-95) Walt Williams vs Virginia (3-7-92) c - Walt Williams vs Clemson (1-25-92) Walt Williams vs West Virginia (12-7-91) N - Len Bias vs UNLV (3-16-86) Ernest Graham vs Bucknell (12-22-79) John Lucas at North Carolina (2-15-75) John Lucas vs Duke (2-2-74)
60	30	Nik Caner-Medley at Temple (1-28-06) A - John Gilchrist vs NC State (3-13-04) Juan Dixon vs NC State (2-20-01) Juan Dixon vs Wake Forest (1-17-01) Johnny Rhodes vs Kentucky (11-24-95) Joe Smith vs Massachusetts (12-10-94) Joe Smith at Oklahoma (12-7-93) c - Walt Williams vs Florida State (1-18-92) c - Walt Williams vs NC State (1-11-92) Walt Williams vs Rutgers (12-27-90) Walt Williams vs Boston College (12-3-90) Jerrod Mustaf vs Delaware State (11-25-89) Tony Massenburg vs Georgia Tech (2-14-89) Len Bias vs Georgia Tech (2-22-86) Len Bias vs Villanova (1-27-85)

		Adnan Branch vs Virginia (1-30-85)
		Albert King at Virginia (2-21-79)
		John Lucas vs NC State (1-16-75)
		Barry Yates vs Richmond (1-2-71)

c-consecutive games during the 1991-92 season, N-NCAA Tournament, A-ACC Tournament, S-Southern Conference Tournament

MULTIPLE 30-POINT SCORING GAMES

1	15	Walt Williams (1989-92)
2	7	Joe Smith (1994-95)
3	6	Juan Dixon (1999-02)
	6	Len Bias (1983-86)
5	5	John Lucas (1973-76)

MOST POINTS, SEASON (500 OR MORE)

1	776	Walt Williams (1992)
2	743	Len Bias (1986)
3	735	Juan Dixon (2002)
4	708	Joe Smith (1995)
5	701	Len Bias (1985)
6	674	Albert King (1980)
7	671	Adnan Branch (1985)
8	667	Tom McMillen (1972)
9	654	Juan Dixon (2001)
	654	Gene Shue (1954)
11	630	Juan Dixon (2000)
12	624	Keith Booth (1997)
13	616	Tom McMillen (1973)
14	609	Jerrod Mustaf (1990)
15	605	Will Hetzel (1969)
16	582	Joe Smith (1994)
17	579	Steve Francis (1999)
18	564	John Lucas (1974)
19	561	Lonny Baxter (2001)
20	559	Albert King (1981)
21	557	Tony Massenburg (1990)
	557	John Lucas (1976)
23	552	Drew Nicholas (2003)
24	547	Lonny Baxter (2000)
25	541	Adnan Branch (1983)
26	537	Terence Morns (2000)
27	533	Lonny Baxter (2002)
28	524	Tom McMillen (1974)
29	521	Terence Morns (1999)
30	518	Evers Burns (1993)
31	512	Jay McMillen (1965)
32	511	Nik Caner-Medley (2005)
33	510	Derrick Lewis (1987)
34	506	Laron Profit (1998)

MOST POINTS, CAREER (1,000 OR MORE)


1	2,269	Juan Dixon (1999-02)
2	2,149	Len Bias (1983-86)
3	2,058	Albert King (1978-81)
4	2,017	Adnan Branch (1982-85)
5	2,015	John Lucas (1973-76)
6	1,858	Lonny Baxter (1999-02)
7	1,807	Tom McMillen (1972-74)
8	1,776	Keith Booth (1994-97)
9	1,743	Johnny Rhodes (1993-96)
10	1,733	Terence Morns (1998-01)
11	1,704	Walt Williams (1989-92)
12	1,607	Ernest Graham (1978-81)
13	1,573	Nik Caner-Medley (2003-)
14	1,566	Laron Profit (1996-99)
15	1,561	Greg Manning (1978-81)
16	1,457	Derrick Lewis (1985-88)
17	1,386	Gene Shue (1952-54)
18	1,372	Exree Hipp (1993-96)
19	1,370	Will Hetzel (1968-70)
20	1,354	Tony Massenburg (1986, 88-90)
21	1,315	Evers Burns (1990-93)
22	1,300	Jay McMillen (1965-67)
23	1,290	Joe Smith (1994-95)




Walt Williams



Len Bias



Juan Dixon



Gene Shue



Len Elmore



Al Bunge



Steve Blake

24	1,266	Bob Kessler (1954-56)
25	1,244	Lee Brawley (1949-52)
26	1,235	Jim O'Brien (1971-73)
27	1,221	Drew Nicholas (2000-03)
28	1,219	Steve Sheppard (1975-77)
29	1,198	Larry Gibson (1976-79)
30	1,172	Obinna Ekezie (1996-99)
31	1,161	Maunce Howard (1973-76)
32	1,153	Buck Williams (1978-81)
33	1,139	Steve Blake (2000-2003)
34	1,123	Duane Simpkins (1993-96)
35	1,108	Chns McCray (2003-06)
36	1,094	Gary Ward (1964-66)
37	1,087	Keith Gatlin (1984-86, 88)
38	1,064	Kevin McLinton (1990-93)
39	1,026	Brad Davis (1975-77)
40	1,022	John Gilchrist (2003-05)
41	1,017	Len Elmore (1972-74)
42	1,007	Lawrence Boston (1976-78)

SCORING AVERAGE, SEASON (20.0 OR MORE)

1.	26.8	Walt Williams (1992)
1	26.8	Walt Williams (1992)
2	23.3	Will Hetzel (1969)
3	23.2	Len Bias (1986)
4	22.1	Gene Shue (1953)
5	21.8	Gene Shue (1954)
6	21.7	Albert King (1980)
7	21.2	Tom McMillen (1973)
8	20.84	Tom McMillen (1972)
9	20.82	Joe Smith (1995)
10	20.42	Juan Dixon (2002)
	20.42	Bob Kessler (1955)
12	20.3	Bob Kessler (1956)
13	20.1	John Lucas (1976)

SCORING AVERAGE, CAREER

1	20.5	Tom McMillen (1972-74)
2	20.2	Joe Smith (1994-95)
3	18.7	Gene Shue (1952-54)
4	18.3	John Lucas (1973-76)
5	18.0	Will Hetzel (1968-70)
6	17.4	Albert King (1978-81)
7	16.6	Jerrod Mustaf (1989-90)
8	16.2	Walt Williams (1989-92)
9	16.1	Juan Dixon (1999-02)

REBOUNDS, GAME (20 OR MORE)

1	26	Len Elmore at Wake Forest (2-27-74)
2	24	Len Elmore vs Kent State (1-2-73)
		Will Hetzel vs W Virginia (12-4-68)
4	23	Derrick Lewis at J Madison (1-28-87)
5	22	Buck Williams vs Louisville (12-13-80)
		Buck Williams at UNLV (12-4-78)
		Al Bunge vs Georgetown (2-26-58)
		Bob Kessler vs Georgetown (2-25-56)
9	21	Joe Smith vs Texas (3-18-95)
		Joe Smith vs Virginia (2-1-95)
		Mike Davis vs Pittsburgh (2-15-77)
		Len Elmore vs No Carolina (2-13-74)
		Len Elmore vs E Kentucky (12-5-73)
14	20	Joe Smith vs Florida St (1-11-94)
		Tony Massenburg at Ga Tech (2-13-90)
		Len Elmore vs Duke (2-2-74)
		Len Elmore vs Richmond (1-2-74)

REBOUNDS, SEASON

1	412	Len Elmore (1974)
2	363	Buck Williams (1981)
3	362	Joe Smith (1995)
4	351	Len Elmore (1972)
5	336	Bob Kessler (1956)
6	323	Buck Williams (1979)
7	321	Joe Smith (1994)
		Tom Roy (1975)
9	318	Will Hetzel (1969)
10	314	Tony Massenburg (1990)
11	308	Lonny Baxter (2000)
12	306	Tom McMillen (1972)

REBOUNDS, CAREER

1	1,053	Len Elmore (1972-74)
2	998	Lonny Baxter (1999-02)
3	948	Derrick Lewis (1985-88)
4	928	Buck Williams (1979-81)
5	925	Terence Morris (1998-01)
6	916	Keith Booth (1994-97)
7	895	Larry Gibson (1976-79)
8	859	Tom McMillen (1972-74)
9	849	Bob Kessler (1954-56)
10	795	Al Bunge (1958-60)
11	745	Len Bias (1983-86)
12	722	Tony Massenburg (1986, 88-90)
13	715	Albert King (1978-81)
14	704	Johnny Rhodes (1993-1996)
15	689	Will Hetzel (1968-70)
16	683	Joe Smith (1994-95)
17	671	Obinna Ekezie (1996-99)
18	659	Nik Caner-Medley (2003-06)
19	651	Rod Horst (1968-70)
20	636	Herman Veal (1981-84)
21	634	Evers Burns (1990-93)
22	629	Lawrence Boston (1976-78)
23	628	Travis Garnson (2003-06)
24	615	Gary Ward (1964-66)
25	599	Juan Dixon (1999-2002)

REBOUNDING AVERAGE, SEASON

1	14.7	Len Elmore (1974)
2	14.0	Bob Kessler (1956)
3	12.6	Al Bunge (1960)
4	12.2	Will Hetzel (1969)
5	11.7	Buck Williams (1981)
6	11.2	Len Elmore (1973)
7	11.1	Tom Roy (1975)
8	11.0	Len Elmore (1972)
	11.0	Bob Kessler (1955)
10	10.8	Buck Williams (1979)

REBOUNDING AVERAGE, CAREER

1	12.2	Len Elmore (1972-74)
2	10.9	Buck Williams (1978-81)
3	10.9	Bob Kessler (1954-56)
4	10.7	Joe Smith (1994-95)
5	10.6	Al Bunge (1958-60)

ASSISTS, GAME

1	15	Terrell Stokes vs W Carolina (11-14-98)
2	14	Steve Blake vs No Carolina (1-9-02)
	14	Terrell Stokes vs Towson St. (11-30-96)
4	13	Steve Blake vs Duquesne (11-30-02)
	13	Steve Blake vs Wake Forest (2-24-02)
	13	Steve Blake vs Duke (2-17-02)
	13	Steve Blake vs Clemson (1-20-02)
	13	Steve Blake vs Stony Brook (12-6-00)
	13	Steve Francis vs Virginia (2-6-99)
	13	Keith Gatlin vs Virginia (1-30-84)

ASSISTS, SEASON (150 OR MORE)

1	286	Steve Blake (7.9 apg, 2002)
2	248	Steve Blake (6.9 apg, 2001)
3	221	Steve Blake (7.1 apg, 2003)
	221	Keith Gatlin (6.0 apg, 1985)
5	217	Steve Blake (6.2 apg, 2000)
6	213	Terrell Stokes (6.3 apg, 1999)
7	204	Keith Gatlin (6.4 apg, 1986)
8	178	John Lucas (5.9 apg, 1973)
9	175	Kevin McLinton (6.3 apg, 1993)
10	172	Rudy Archer (5.5 apg, 1988)
11	165	Brad Davis (5.9 apg, 1976)
12	162	Duane Simpkins (4.8 apg, 1995)
13	159	John Gilchrist (5.0 apg, 2004)
	159	John Lucas (5.6 apg, 1974)
15	154	Kevin McLinton (5.3 apg, 1992)



Buck Williams




Herman Veal



Terrell Stokes

2006-07 MARYLAND MEN'S BASKETBALL


1 TEAM



Keith Gatlin



Johnny Rhodes



Laron Profit

ASSISTS, CAREER (300 OR MORE)

1.	972	Steve Blake (7.0 avg, 2000-03)
2.	649	Keith Gatlin (5.3 avg, 1984-86, 88)
3.	593	Terrell Stokes (4.6 avg, 1996-99)
4.	514	John Lucas (4.7 avg, 1973-76)
5.	483	Duane Simpkins (4.1 avg, 1993-96)
6.	469	Kevin McLinton (5.2 avg, 1990-93)
7.	460	Dutch Morley (3.8 avg, 1979-82)
8.	437	Johnny Rhodes (3.6 avg, 1993-96)
9.	431	Brad Davis (5.1 avg, 1975-77)
10.	410	Walt Williams (3.9 avg, 1989-92)
11.	371	Juan Dixon (2.6 avg, 1999-02)
12.	360	Jeff Adkins (2.8 avg, 1982-85)
13.	364	John Gilchrist (4.0 avg, 2003-05)
14.	346	Ernest Graham (2.9 avg, 1978-81)
15.	304	Albert King (2.6 avg, 1978-81)

STEALS, GAME

1	9	Johnny Rhodes at No. Carolina (2-7-96)
	9	Johnny Rhodes vs. Amecan (12-23-95)
3	8	Juan Dixon vs. Florida State (1-26-02)
	8	Juan Dixon vs. No. Carolina (1-9-02)
	8	Juan Dixon vs. Georgia Tech (1-6-01)
	8	Terrell Stokes vs. S.C. State (12-27-98)
7	7	Chrs McCray vs. Wagner (1-4-03)
	7	Juan Dixon vs. UMES (12-30-00)
	7	Laron Profit vs. Clemson (1-15-97)
	7	Johnny Rhodes at Virginia (2-1-96)
	7	Johnny Rhodes vs. Howard (12-6-95)
	7	Walt Williams vs. No. Carolina (3-11-89)
	7	Walt Williams vs. Mt. St. Mary's (11-23-91)

STEALS, SEASON

1.	110	Johnny Rhodes (3.7 spg, 1996)
2.	96	Juan Dixon (2.7 spg, 2000)
3.	95	Juan Dixon (2.6 spg, 2001)
	95	Steve Francis (2.8 spg, 1999)
5.	92	Juan Dixon (2.6 spg, 2002)
6.	87	Laron Profit (2.7 spg, 1998)
7.	85	Johnny Rhodes (2.5 spg, 1995)
8.	78	Johnny Rhodes (2.6 spg, 1994)
9.	71	Steve Blake (2.0 spg, 2000)
	71	Johnny Rhodes (2.5 spg, 1993)
11.	68	Laron Profit (2.0 spg, 1999)
12.	67	Terrell Stokes (2.0 spg, 1999)
13.	64	Keith Booth (2.0 spg, 1997)
	64	Dutch Morley (2.1 spg, 1980)
15.	60	Walt Williams (2.1 spg, 1992)

STEALS, CAREER

1.	344	Johnny Rhodes (2.8 spg, 1993-96)
2.	333	Juan Dixon (2.4 spg, 1999-02)
3.	252	Laron Profit (2.1 spg, 1996-99)
4.	234	Steve Blake (1.7 spg, 2000-03)
5.	193	Keith Booth (1.5 spg, 1994-97)
6.	190	Terrell Stokes (1.5 spg, 1996-99)
7.	175	Walt Williams (1.7 spg, 1989-92)
8.	170	Dutch Morley (1.4 spg, 1979-82)
9.	166	Chrs McCray (1.6 spg, 2003-06)
10.	162	Terence Morns (1.3 spg, 1998-01)
11.	145	Nik Caner-Medley (1.2 spg, 2003-06)
12.	137	Demck Lewis (1.1 spg, 1985-88)
13.	136	Kevin McLinton (1.5 spg, 1990-93)
14.	133	D.J. Strawberry (1.8 spg; 2004-)
15.	123	John Gilchrist (1.4 spg, 2003-05)
	123	Ernest Graham (1.0 spg, 1978-81)
17.	120	Duane Simpkins (1.1 spg, 1993-96)

BLOCKED SHOTS, GAME

1.	12	Cedric Lewis at South Florida (1-20-91)
		Demck Lewis at James Madison (1-28-87)
3.	10	Demck Lewis vs. UMES (2-27-87)
		Demck Lewis vs. UMBC (2-18-87)
		Demck Lewis vs. Towson State (2-21-85)
		Demck Lewis vs. Tennessee (11-24-84)
7.	8	Cedric Lewis vs. Georgia Tech (2-13-91)
		Cedric Lewis vs. UMBC (1-7-91)
		Cedric Lewis vs. Calif.-Irvine (12-11-90)
		Larry Gibson vs. St. Joseph's (12-29-78)

BLOCKED SHOTS, SEASON

1.	143	Cedric Lewis (5.1 bpg, 1991)
2.	114	Demck Lewis (4.4 bpg, 1987)
3.	99	Demck Lewis (2.7 bpg, 1985)
4.	97	Joe Smith (2.9 bpg, 1995)
5.	93	Joe Smith (3.1 bpg, 1994)
6.	79	Terence Morns (2.2 bpg, 2001)
	79	Lonny Baxter (2.3 bpg, 2000)
7.	77	Terence Morns (2.3 bpg, 1999)
8.	71	Terence Morris (2.1 bpg, 1900)
	71	Demck Lewis (2.2 bpg, 1986)
10.	69	Lonny Baxter (2.0 bpg, 2002)
11.	67	Larry Gibson (2.5 bpg, 1977)
12.	59	Tahj Holden (2.0 bpg, 2003)
13.	58	Larry Gibson (1.9 bpg, 1979)

BLOCKED SHOTS, CAREER

1	339	Demck Lewis (2.7 bpg, 1985-88)
2	256	Terence Morns (1.7 bpg, 1998-01)
3	239	Cedric Lewis (2.5 bpg, 1988-91)
4	227	Lonny Baxter (1.6 bpg, 1999-02)
5	190	Joe Smith (3.0 bpg, 1994-1995)
6	182	Larry Gibson (1.8 bpg, 1976-79)
7.	142	Ekene Ibekwe (1.6 bpg; 2004-)
8	136	Travis Garrison (1.1 bpg, 2003-06)
9.	132	Tahj Holden (1.0 bpg, 2000-03)
10	125	Obinna Ekezie (1.1 bpg, 1996-99)
11.	97	Tony Massenburg (0.9 bpg, 1986, 88-90)
12	87	Len Bias (0.7 bpg, 1983-86)
13	86	Buck Williams (1.0 bpg, 1979-81)
	86	Nik Caner-Medley (0.7 bpg, 2003-06)
15.	82	James Gist (1.3 bpg; 2005-)
16	81	Walt Williams (0.8 bpg, 1989-92)
17	75	Ben Coleman (1.2 bpg, 1983-84)
18	74	Mike Mardesich (0.5 bpg, 1998-01)
19.	72	Laron Profit (0.6 bpg, 1996-99)
	72	Keith Booth (0.5 bpg, 1994-97)

FG PERCENTAGE, GAME (MIN. 8 ATT.)


1.	1 000 (10-10)	Lonny Baxter vs. No. Texas (12-23-98)
	(10-10)	Ryan Randle vs. Wagner (1-4-03)
	(9-9)	Steve Francis vs. NC State (1-10-99)
	(8-8)	Obinna Ekezie vs. Amecan (12-21-96)
	(8-8)	Joe Smith vs. Clemson (1-25-95)
	(8-8)	Buck Williams vs. Canisius (12-23-78)
	(8-8)	Gary Williams vs. S. Carolina (12-10-66)
	(8-8)	Greg Manning vs. F. Dickinson (12-10-80)
	(8-8)	Ben Coleman vs. Duquesne (12-10-83)
	(8-8)	Ben Coleman vs. Wake Forest (2-26-84)

FG PERCENTAGE, SEASON (MIN. 100 ATT.)

1.	647	(183-283)	Buck Williams (1981)
2.	643	(196-305)	Greg Manning (1980)
3.	611	(102-167)	Charles Pittman (1982)
4.	608	(194-319)	Ben Coleman (1984)
5.	606	(143-236)	Buck Williams (1980)

FG PERCENTAGE, CAREER


1.	.615	(446-725)	Buck Williams (1979-81)
2.	.589	(376-638)	Ben Coleman (1983-84)
3.	.583	(623-1068)	Greg Manning (1978-81)
4.	.576	(438-760)	Lawrence Boston (1976-78)
5.	.555	(699-1259)	Tom McMillen (1972-74)
6.	.553	(712-1287)	Lonny Baxter (1999-02)
7.	.551	(484-878)	Larry Gibson (1976-79)
8.	.550	(451-819)	Joe Smith (1994-95)
9.	.547	(485-886)	Maunce Howard (1973-76)
10.	.540	(564-1044)	Derrick Lewis (1985-88)
11.	.536	(838-1562)	Len Bias (1983-86)
12.	.535	(386-721)	Brad Davis (1975-77)
13.	.530	(491-927)	Steve Sheppard (1975-77)
14.	.525	(393-748)	Jerrod Mustaf (1989-90)
15.	.5247	(862-1,643)	John Lucas (1973-76)




Keith Booth



Cedric Lewis



Derrick Lewis



Greg Manning



Steve Blake



Albert King

FIELD GOALS MADE, SEASON

1	275	Albert King (1980)
2	274	Len Bias (1985)
3	270	Adnan Branch (1985)
4	267	Len Bias (1986)
5	256	Walt Williams (1992)
6	253	John Lucas (1974)
7	251	Juan Dixon (2002)
8	250	Tom McMillen (1973)
9	245	Joe Smith (1995)
10	236	Jerrold Mustaf (1990)
11	235	Tom McMillen (1972)
12	234	Juan Dixon (2000)
13	233	John Lucas (1976)
	233	Will Hetzel (1969)
15	232	Juan Dixon (2001)
	232	Albert King (1981)

FIELD GOALS MADE, CAREER

1	862	Albert King (1978-81)
	862	John Lucas (1973-76)
3	838	Len Bias (1983-86)
4	802	Juan Dixon (1999-02)
5	767	Adnan Branch (1982-85)
6	712	Lonny Baxter (1999-02)
7	699	Tom McMillen (1972-74)
8	686	Ernest Graham (1978-81)
9	684	Johnny Rhodes (1993-96)
10	644	Terence Morns (1998-01)
11	623	Greg Manning (1978-81)
12	589	Keith Booth (1994-97)
13	583	Laron Profit (1996-99)
	583	Walt Williams (1989-92)
15	570	Nik Caner-Medley (2003-06)

FIELD GOALS ATTEMPTED, SEASON

1	542	Walt Williams (1992)
2	535	Juan Dixon (2002)
3	529	Adnan Branch (1985)
4	527	Will Hetzel (1969)
5	519	Len Bias (1985)
6	506	Juan Dixon (2000)
7	497	Albert King (1980)
8	495	John Lucas (1974)
9	491	Len Bias (1986)
10	480	Juan Dixon (2001)
11	469	Gene Shue (1954)
12	468	Bob Kessler (1955)
13	462	Albert King (1981)
14	456	John Lucas (1976)
15	454	Ernest Graham (1979)

FIELD GOALS ATTEMPTED, CAREER

1	1,713	Juan Dixon (1999-02)
2	1,673	Albert King (1978-81)
3	1,643	John Lucas (1973-76)
4	1,579	Adnan Branch (1982-85)
5	1,562	Len Bias (1983-86)
6	1,482	Johnny Rhodes (1993-96)
7	1,363	Ernest Graham (1978-81)
8	1,300	Terence Morns (1998-01)
9	1,291	Keith Booth (1994-97)
10	1,287	Lonny Baxter (1999-02)
11	1,259	Tom McMillen (1972-74)
12	1,251	Walt Williams (1989-92)
13	1,242	Will Hetzel (1968-70)
14	1,240	Nik Caner Medley (2003-06)
15	1,229	Laron Profit (1996-99)

3-POINT FIELD GOALS MADE, SEASON

1	92	Juan Dixon (2002)
2	89	Walt Williams (1992)
3	74	Drew Nicholas (2003)
4	64	Steve Blake (2003)
	64	Teyon McCoy (1990)
6	62	Juan Dixon (2001)
7	61	Mike Jones (2006)
8	60	Sarunas Jasikevicius (1998)
9	59	Johnny Rhodes (1993)

10	56	Keith Gatlin (1988)
11	49	Juan Dixon (2000)
12	48	Matt Roe (1991)
	48	Rudy Archer (1988)
14	45	Steve Francis (1999)
	45	Duane Simpkins (1996)
	45	Johnny Rhodes (1995)

3-POINT FIELD GOALS MADE, CAREER

1	239	Juan Dixon (1999-02)
2	186	Johnny Rhodes (1993-96)
3	182	Steve Blake (2000-03)
4	176	Drew Nicholas (2000-03)
5	154	Walt Williams (1989-92)
6	136	Sarunas Jasikevicius (1995-98)
7	132	Teyon McCoy (1987-88, 90)
8	130	Duane Simpkins (1993-96)
9	122	Mike Jones (2004-)
10	116	Nik Caner-Medley (2003-)
11	105	Laron Profit (1996-99)
12	103	Chns McCray (2003-)
13	101	Terence Morns (1998-01)
14	89	Terrell Stokes (1996-99)
15	85	John Gilchrist (2003-05)

3-POINT FIELD GOALS ATTEMPTED, SEASON

1	240	Walt Williams (1992)
2	232	Juan Dixon (2002)
3	178	Drew Nicholas (2003)
4	173	Johnny Rhodes (1993)
5	164	Teyon McCoy (1990)
6	156	Matt Roe (1991)
7	154	Steve Blake (2003)
8	151	Juan Dixon (2001)
	151	Laron Profit (1998)
10	147	Mike Jones (2006)
11	135	Juan Dixon (2000)
	135	Johnny Rhodes (1996)
13	131	Sarunas Jasikevicius (1997)
14	129	Johnny Rhodes (1994)
15	128	Steve Blake (2002)

3-POINT FIELD GOALS ATTEMPTED, CAREER

1	615	Juan Dixon (1999-02)
2	557	Johnny Rhodes (1993-96)
3	478	Steve Blake (2000-03)
4	447	Drew Nicholas (2000-03)
5	429	Walt Williams (1989-92)
	429	Sarunas Jasikevicius (1995-98)
7	348	Nik Caner-Medley (2003-06)
8	326	Laron Profit (1996-99)
9	320	Duane Simpkins (1993-96)
10	316	Teyon McCoy (1987-88, 90)
11	312	Chns McCray (2003-06)
12	311	Mike Jones (2004-)
13	299	Terence Morns (1998-01)
14	286	Exree Hipp (1993-96)
15	250	John Gilchrist (2003-05)

FT PERCENTAGE, GAME (MIN. 10 ATT.)


1	1 000 (14-14)	Jerry Greenspan vs Minnesota (12-10-60)
	(13-13)	Len Bias vs No Carolina (2-20-86)
		Lee Brawley vs No. Carolina (1-2-51)
(12-12)		Nik Caner-Medley at Virginia (3-6-06)
		Duane Simpkins vs Kentucky (11-24-95)
		Matt Roe vs Wake Forest (2-23-91)
		T. Massenburg at Penn St. (3-19-90)
		Bill Stasiulatis vs Wake Forest (3-3-61)
		Lee Brawley vs No. Carolina (1-2-51)
		Bob Kessler vs Geo. Washington (1-5-56)
(11-11)		Juan Dixon vs Georgia Tech (1-6-01)
		Duane Simpkins vs Virginia (3-5-94)
(10-10)		Chns McCray vs Duke (2/12/05)
		Juan Dixon vs Wake Forest (1-17-01)
		Tom Milroy vs Penn St (11-30-66)
		Jerry Bechtle vs No Carolina (2-23-60)




Terence Morris



John Lucas



Matt Roe



Sarunas Jasikevicius

2006-07 MARYLAND MEN'S BASKETBALL

1 TEAM



Johnny Rhodes



Jerry Greenspan



Greg Manning

FT PERCENTAGE, SEASON (MIN. 50 ATT.)

1	908 (79-87)	Greg Manning (1980)
2	903 (102-113)	Chns McCray (2005)
3	898 (141-157)	Juan Dixon (2002)
4	897 (61-68)	Chns McCray (2006)
5	865 (128-148)	Juan Dixon (2001)
6	864 (209-242)	Len Bias (1986)
	864 (57-66)	Jo Jo Hunter (1978)
8	862 (50-58)	Keith Gatlin (1985)
9	857 (66-77)	Greg Manning (1979)

FT PERCENTAGE, CAREER

1	858 (315-367)	Greg Manning (1978-81)
2	854 (275-322)	Chns McCray (2003-06)
3	850 (426-501)	Juan Dixon (1999-02)
4	836 (122-146)	Dutch Morley (1979-82)
5	813 (100-123)	Jo Jo Hunter (1977-78)
6	812 (311-383)	Duane Simpkins (1993-96)
7	803 (301-375)	Jim O'Brien (1971-73)
8	802 (85-106)	Bob McDonald (1959, 61)
9	799 (409-512)	Tom McMillen (1972-74)
10	7953 (470-591)	Len Bias (1983-86)
11	7951 (163-205)	Keith Gatlin (1984-86, 88)
12	799 (254-318)	Brad Davis (1975-77)

FREE THROWS MADE, SEASON

1	213	Keith Booth (1997)
2	209	Joe Smith (1995)
	209	Len Bias (1986)
4	197	Tom McMillen (1972)
5	175	Walt Williams (1992)
6	174	Bob Kessler (1956)
7	168	Joe Smith (1994)
8	162	Keith Booth (1996)
9	153	Len Bias (1985)
10	147	Lonny Baxter (2002)
12	145	Tony Massenburg (1990)
13	143	Jerry Greenspan (1963)
14	141	Juan Dixon (2002)
15	139	Will Hetzel (1969)



Albert King



Lonny Baxter



Terence Morris

FREE THROWS MADE, CAREER


1	576	Keith Booth (1994-97)
2	470	Len Bias (1983-86)
3	454	Adnan Branch (1982-85)
4	431	Lonny Baxter (1999-02)
5	426	Juan Dixon (1999-02)
6	409	Tom McMillen (1972-74)
7	386	Bob Kessler (1954-56)
8	384	Walt Williams (1989-92)
9	377	Joe Smith (1994-95)
10	356	Obinna Ekezie (1996-99)
11	344	Terence Morris (1998-01)
12	334	Albert King (1978-81)
13	317	Jerry Greenspan (1961-63)
	317	Nik Caner-Medley (2003-06)
15	315	Greg Manning (1978-81)

FREE THROWS ATTEMPTED, SEASON

1	297	Keith Booth (1997)
2	282	Joe Smith (1995)
3	263	Bob Kessler (1956)
4	242	Len Bias (1986)
5	241	Tom McMillen (1972)
6	236	Lonny Baxter (2002)
7	231	Walt Williams (1992)
8	229	Joe Smith (1994)
9	214	Keith Booth (1996)
10	206	Lonny Baxter (2001)
11	204	Bob Kessler (1955)
12	201	Tony Massenburg (1990)
13	200	Obinna Ekezie (1998)
14	197	Len Bias (1985)
15	191	Jerry Greenspan (1963)

FREE THROWS ATTEMPTED, CAREER


1	824	Keith Booth (1994-97)
2	718	Lonny Baxter (1999-02)
3	607	Adnan Branch (1982-85)
4	591	Len Bias (1983-86)
5	587	Bob Kessler (1954-56)
6	544	Obinna Ekezie (1996-99)
7	512	Tom McMillen (1972-74)
8	511	Joe Smith (1994-95)
9	504	Walt Williams (1989-92)
10	501	Juan Dixon (1999-02)
11	487	Derrick Lewis (1985-88)
12	476	Tony Massenburg (1986, 88-90)
13	441	Terence Morris (1998-01)
14	431	Laron Profit (1996-99)
	431	Albert King (1978-81)
16	427	Nik Caner-Medley (2003-06)
16	420	Jerry Greenspan (1961-63)
17	419	Buck Williams (1979-81)
18	389	Al Bunge (1958-60)




Keith Booth



Joe Smith



Obinna Ekezie



Juan Dixon



Adrian Branch



FRESHMAN RECORDS



Joe Smith

POINTS

1	582	Joe Smith (1994)
2	442	Adnan Branch (1982)
3	425	John Lucas (1973)
4	392	Johnny Rhodes (1993)
5	361	Albert King (1978)
6	371	Jerrod Mustaf (1989)
7	369	Steve Hood (1987)
8	364	Brad Davis (1975)

SCORING AVERAGE

1	19.7	Joe Smith (1994)
2	15.2	Adnan Branch (1982)
3	14.3	Jerrod Mustaf (1989)
4	14.2	John Lucas (1973)
5	14.0	Johnny Rhodes (1993)
6	13.6	Albert King (1978)
7	12.8	Brad Davis (1975)
8	12.8	Brad Davis (1975)

REBOUNDS

1	323	Buck Williams (1979)
2	322	Joe Smith (1994)
3	241	Demck Lewis (1985)
4	202	Jerrod Mustaf (1989)
5	187	Albert King (1978)
6	183	Keith Booth (1994)
7	173	Bnan Williams (1988)
8	157	Larry Gibson (1976)

REBOUND AVERAGE

1	10.7	Joe Smith (1994)
2	10.0	Buck Williams (1979)
3	9.8	Larry Gibson (1976)
4	7.8	Jerrod Mustaf (1989)
5	6.7	Albert King (1978)
6	6.5	Demck Lewis (1985)
7	6.1	Keith Booth (1994)
8	6.0	Bnan Williams (1988)

ASSISTS

1	217	Steve Blake (2000)
2	178	John Lucas (1973)
3	148	Keith Gatlin (1984)
4	134	Brad Davis (1975)
5	128	Dutch Morley (1979)
6	111	Teyon McCoy (1987)
7	91	Johnny Rhodes (1993)
8	87	Exree Hipp (1993)

STEALS

1	71	Steve Blake (2000)
2	71	Johnny Rhodes (1993)
3	51	D.J. Strawberry (2004)
4	50	Juan Dixon (1999)
5	45	Keith Booth (1994)
6	43	Dutch Morley (1979)
7	42	Joe Smith (1994)
8	40	Laron Profit (1996)

BLOCKED SHOTS

1	99	Demck Lewis (1985)
2	93	Joe Smith (1994)
3	44	Ekene Ibekwe (2004)
4	36	Bnan Williams (1988)
5	31	James Gist (2005)
6	29	Terence Morns (1998)
7	28	Jerrod Mustaf (1989)
8	27	Terence Morns (1998)

FIELD GOALS MADE

1	190	John Lucas (1973)
2	168	Joe Smith (1994)
3	164	Adnan Branch (1982)
4	164	Albert King (1978)
5	157	Jerrod Mustaf (1989)
6	149	Johnny Rhodes (1993)
7	141	Brad Davis (1975)
8	136	Steve Hood (1987)

FIELD GOALS ATTEMPTED

1	395	Joe Smith (1994)
2	355	Johnny Rhodes (1993)
3	353	John Lucas (1973)
4	346	Adnan Branch (1982)
5	327	Albert King (1978)
6	302	Jerrod Mustaf (1989)
7	290	Steve Hood (1987)
8	270	Exree Hipp (1993)

3-POINT FIELD GOALS MADE

1	59	Johnny Rhodes (1993)
2	37	Steve Blake (2000)
3	36	Juan Dixon (1999)
4	36	Teyon McCoy (1987)
5	35	Steve Hood (1987)
6	31	Drew Nicholas (2000)
7	25	Mike Jones (2004)
8	20	Exree Hipp (1993)

3-POINT FIELD GOALS ATTEMPTED

1	173	Johnny Rhodes (1993)
2	102	Steve Blake (2000)
3	97	Juan Dixon (1999)
4	92	Drew Nicholas (2000)
5	80	Steve Hood (1987)
6	80	Teyon McCoy (1987)
7	63	Exree Hipp (1993)
8	62	Mike Jones (2004)

FREE THROWS MADE

1	168	Joe Smith (1994)
2	114	Adnan Branch (1982)
3	92	Greg Manning (1978)
4	87	Keith Booth (1994)
5	82	Brad Davis (1975)
6	65	Al Bunge (1958)
7	62	Steve Hood (1987)
8	60	Buck Williams (1979)

FREE THROW ATTEMPTS

1	229	Joe Smith (1994)
2	149	Adnan Branch (1982)
3	149	Keith Booth (1994)
4	109	Buck Williams (1979)
5	108	Greg Manning (1978)
6	100	Brad Davis (1975)
7	95	D.J. Strawberry (2004)
8	95	Steve Hood (1987)

SOPHOMORE RECORDS



Tom McMillen

POINTS

1	708	Joe Smith (1995)
2	667	Tom McMillen (1972)
3	630	Juan Dixon (2000)
4	609	Jerrod Mustaf (1990)
5	564	John Lucas (1974)
6	547	Lonny Baxter (2000)
7	541	Adnan Branch (1983)
8	521	Terence Morns (1999)

SCORING AVERAGE

1	21.2	Tom McMillen (1972)
2	20.8	Joe Smith (1995)
3	20.1	John Lucas (1974)
4	19.7	Jay McMillen (1965)
5	18.7	Adnan Branch (1983)
6	18.5	Jerrod Mustaf (1990)
7	18.0	Juan Dixon (2000)
8	16.6	Ernest Graham (1979)

REBOUNDS

1	362	Joe Smith (1995)
2	351	Len Elmore (1972)
3	308	Lonny Baxter (2000)
4	306	Tom McMillen (1972)
5	265	Al Bunge (1958)
6	257	Chrs Wilcox (2002)
7	254	Jerrod Mustaf (1990)
8	249	Lawrence Boston (1976)

REBOUND AVERAGE

1	11.0	Len Elmore (1972)
2	10.7	Joe Smith (1995)
3	10.1	Buck Williams (1980)
4	9.8	Tom McMillen (1972)
5	9.1	Al Bunge (1958)
6	8.9	Lawrence Boston (1976)
7	8.8	Lonny Baxter (2000)
8	8.6	Barry Yates (1971)

ASSISTS

1	248	Steve Blake (2001)
2	221	Keith Gatlin (1985)
3	165	Brad Davis (1976)
4	159	John Gilchrist (2004)
5	159	John Lucas (1974)
6	143	Terrell Stokes (1997)
7	136	Duane Simpkins (1994)
8	127	Juan Dixon (2000)

STEALS

1	96	Juan Dixon (2000)
2	78	Johnny Rhodes (1994)
3	64	Dutch Morley (1980)
4	57	Steve Blake (2001)
5	57	Laron Profit (1997)
6	57	Walt Williams (1990)
7	56	John Gilchrist (2004)
8	53	Chns McCray (2004)

BLOCKED SHOTS

1	97	Joe Smith (1995)
2	79	Lonny Baxter (2000)
3	77	Terence Morns (1995)
4	71	Demck Lewis (1986)
5	55	Ekene Ibekwe (2005)
6	53	Chrs Wilcox (2002)
7	51	James Gist (2006)
8	43	Keith Booth (1995)

FIELD GOALS MADE

1	253	John Lucas (1974)
2	245	Joe Smith (1995)
3	236	Jerrod Mustaf (1990)
4	235	Tom McMillen (1972)
5	234	Juan Dixon (2000)
6	222	Ernest Graham (1979)
7	218	Lonny Baxter (2000)
8	211	Len Bias (1984)

FIELD GOALS ATTEMPTED

1	506	Juan Dixon (2000)
2	495	John Lucas (1974)
3	454	Ernest Graham (1979)
4	446	Jerrod Mustaf (1990)
5	428	Tom McMillen (1972)
6	424	Joe Smith (1995)
7	424	Jay McMillen (1965)
8	420	Adnan Branch (1983)

3-POINT FIELD GOALS MADE

1	49	Juan Dixon (2000)
2	43	John Gilchrist (2004)
3	40	Johnny Rhodes (1994)
4	38	Duane Simpkins (1994)
5	37	Steve Blake (2001)
6	36	Nik Caner-Medley (2004)
7	36	Mike Jones (2005)
8	35	Laron Profit (1997)

3-POINT FIELD GOALS ATTEMPTED

1	135	Juan Dixon (2000)
2	129	Johnny Rhodes (1994)
3	115	Nik Caner-Medley (2004)
4	112	John Gilchrist (2004)
5	102	Mike Jones (2005)
6	101	Chns McCray (2004)
7	99	Laron Profit (1997)
8	95	Danny Miller (2000)

FREE THROWS MADE


1	209	Joe Smith (1995)
2	197	Tom McMillen (1972)
3	134	Jim O'Brien (1971)
4	133	Jim Halleck (1957)
5	127	Jerrod Mustaf (1990)
6	118	Adnan Branch (1983)
7	114	Keith Booth (1995)
8	113	Juan Dixon (2000)

FREE THROW ATTEMPTS

1	282	Joe Smith (1995)
2	241	Tom McMillen (1972)
3	187	Lonny Baxter (2000)
4	174	Jim Halleck (1957)
5	171	Jim O'Brien (1971)
6	165	Adnan Branch (1983)
7	164	Keith Booth (1995)
8	164	Jerrod Mustaf (1990)

1 TEAM

JUNIOR RECORDS



Len Bias

POINTS

1.	701	Len Bias (1985)
2.	674	Albert King (1980)
3.	654	Juan Dixon (2001)
4.	616	Tom McMillen (1973)
5.	605	Will Hetzel (1969)
6.	579	Steve Francis (1999)
7.	561	Lonny Baxter (2001)
8.	537	Terence Morns (2000)

SCORING AVERAGE

1	23.3	Will Hetzel (1969)
2	21.7	Albert King (1980)
3	21.2	Tom McMillen (1973)
4	20.9	Bob Kessler (1956)
5	19.6	Demck Lewis (1987)
6	19.5	John Lucas (1975)
7	18.9	Len Bias (1985)
8	18.7	Walt Williams (1991)

REBOUNDS

1.	363	Buck Williams (1981)
2.	318	Will Hetzel (1969)
3.	293	Terence Morns (2000)
4.	290	Len Elmore (1973)
5.	286	Lonny Baxter (2001)
6.	284	Tom McMillen (1973)
7.	271	Gary Ward (1965)
8.	253	Larry Gibson (1978)

REBOUND AVERAGE

1.	12.2	Will Hetzel (1969)
2.	11.7	Buck Williams (1981)
3.	11.2	Len Elmore (1973)
4.	11.8	Bob Eicher (1962)
5.	11.6	Al Bunge (1959)
6.	11.0	Bob Kessler (1955)
7.	10.4	Gary Ward (1965)
8.	10.1	Rod Horst (1969)

ASSISTS

1	286	Steve Blake (2002)
2	204	Keith Gatlin (1986)
3	172	Rudy Archer (1988)
4	162	Duane Simpkins (1995)
5	154	Kevin McLinton (1992)
6	153	John Gilchrist (2005)
7	152	Steve Francis (1999)
8	149	Terrell Stokes (1998)

STEALS

1	95	Juan Dixon (2001)
2	95	Steve Francis (1999)
3	87	Laron Profit (1998)
4	85	Johnny Rhodes (1995)
5	58	Chns McCray (2005)
6	58	D.J. Strawberry (2006)
7	56	Steve Blake (2002)
8	53	Terence Morns (2000)
9	47	Kevin McLinton (1992)

BLOCKED SHOTS

1	114	Demck Lewis (1987)
2	71	Terence Morns (2000)
3	57	Larry Gibson (1978)
4	55	Lonny Baxter (2001)
5	49	Cedric Lewis (1990)
6	43	Travis Garrison (2005)
7	43	Ekene Ibekwe (2006)
8	37	Obinna Ekezie (1986)
9	36	Laron Profit (1998)

FIELD GOALS MADE

1	275	Albert King (1980)
2	274	Len Bias (1985)
3	250	Tom McMillen (1973)
4	233	Will Hetzel (1969)
5	232	Juan Dixon (2001)
6	219	Lonny Baxter (2001)
7	205	Steve Francis (1999)
8	203	Steve Sheppard (1976)

FIELD GOALS ATTEMPTED

1	527	Will Hetzel (1969)
2	519	Len Bias (1985)
3	497	Albert King (1980)
4	480	Juan Dixon (2001)
5	468	Bob Kessler (1955)
6	427	Tom McMillen (1973)
7	412	Laron Profit (1998)
8	409	Nik Caner-Medley (2005)

3-POINT FIELD GOALS MADE

1	64	Teyon McCoy (1990)
2	62	Juan Dixon (2001)
3.	61	Mike Jones (2006)
4	48	Rudy Archer (1988)
5	45	Steve Francis (1999)
6	45	Johnny Rhodes (1995)
7	44	Steve Blake (2002)
8	43	Nik Caner-Medley (2005)
9	42	Sarunas Jasikevicius (1997)

3-POINT FIELD GOALS ATTEMPTED

1	164	Teyon McCoy (1990)
2	151	Juan Dixon (2001)
3.	147	Mike Jones (2006)
4	131	Sarunas Jasikevicius (1997)
5	128	Steve Blake (2002)
6.	126	Nik Caner-Medley (2005)
7	122	Rudy Archer (1988)
8	120	Chns McCray (2005)
9	120	Johnny Rhodes (1995)

FREE THROWS MADE

1	162	Keith Booth (1996)
2	153	Len Bias (1985)
3	139	Will Hetzel (1969)
4	134	Obinna Ekezie (1986)
5	131	Bob Kessler (1955)
6	130	Jerry Greenspan (1962)
7	128	Juan Dixon (2001)
8	124	Steve Francis (1999)

FREE THROW ATTEMPTS

1	214	Keith Booth (1996)
2	206	Lonny Baxter (2001)
3	200	Obinna Ekezie (1986)
4	197	Len Bias (1985)
5	182	Buck Williams (1981)
6	177	Demck Lewis (1987)
7	171	Will Hetzel (1969)
8	167	Jerry Greenspan (1962)

SENIOR RECORDS



Walt Williams

POINTS

1.	776	Walt Williams (1992)
2.	743	Len Bias (1986)
3.	735	Juan Dixon (2002)
4.	671	Adnan Branch (1985)
5.	654	Gene Shue (1954)
6.	624	Keith Booth (1997)
7.	559	Albert King (1981)
8.	557	John Lucas (1976)
9.	557	Tony Massenburg (1990)

SCORING AVERAGE

1.	26.8	Walt Williams (1992)
2.	23.2	Len Bias (1986)
3.	20.42	Juan Dixon (2002)
4.	20.42	Bob Kessler (1956)
5.	19.9	John Lucas (1976)
6.	19.5	Keith Booth (1997)
7.	19.4	Tom McMillen (1974)
8.	18.5	Evers Bums (1993)

REBOUNDS

1	412	Len Elmore (1974)
2	336	Bob Kessler (1956)
3	321	Tom Roy (1975)
4	314	Tony Massenburg (1990)
5	288	Lonny Baxter (2002)
6.	283	Jamar Smith (2004)
7.	277	Terence Morns (2001)
8.	269	Ben Coleman (1984)
9.	269	Tom McMillen (1974)

REBOUND AVERAGE

1	14.7	Len Elmore (1974)
2	14.0	Bob Kessler (1956)
3	12.6	Al Bunge (1960)
4	11.1	Tom Roy (1975)
5	10.7	Bob McDonald (1961)
6	10.4	Bob Everett (1955)
7	10.1	Tony Massenburg (1990)
8	10.0	Tom McMillen (1974)

ASSISTS

1	221	Steve Blake (2003)
2	213	Terrell Stokes (1999)
3	175	Kevin McLinton (1993)
4	135	Greg Nared (1989)
5	135	Mickey Wiles (1970)
6	124	Dutch Morley (1982)
7	121	Bob Bodell (1973)
8	120	Ernest Graham (1981)
9	118	Duane Simpkins (1996)

STEALS

1.	110	Johnny Rhodes (1996)
2	92	Juan Dixon (2002)
3	68	Laron Profit (1999)
4	67	Terrell Stokes (1999)
5	64	Keith Booth (1997)
6	60	Walt Williams (1992)
7	50	Steve Blake (2003)
8	47	Evers Bums (1993)
9	46	Kevin McLinton (1993)
10	46	Greg Nared (1989)

BLOCKED SHOTS

1.	143	Cedric Lewis (1991)
2	79	Terence Morns (2001)
3	69	Lonny Baxter (2002)
4	59	Tahj Holden (2003)
5	58	Larry Gibson (1979)
6	55	Demck Lewis (1988)
7	42	Ben Coleman (1984)
8	37	Tony Massenburg (1990)
9	36	Ryan Randle (2003)
10	36	Chns Kerwin (1993)

FIELD GOALS MADE

1	270	Adnan Branch (1985)
2	267	Len Bias (1986)
3.	256	Walt Williams (1992)
4	251	Juan Dixon (2002)
5.	233	John Lucas (1976)
6	232	Albert King (1981)
7	214	Tom McMillen (1974)
8	211	Evers Bums (1993)

FIELD GOALS ATTEMPTED

1	542	Walt Williams (1992)
2	535	Juan Dixon (2002)
3	529	Adnan Branch (1985)
4	491	Len Bias (1986)
5	469	Gene Shue (1954)
6	462	Albert King (1981)
7	456	John Lucas (1976)
8	437	Keith Booth (1997)

3-POINT FIELD GOALS MADE

1	92	Juan Dixon (2002)
2	89	Walt Williams (1992)
3	73	Drew Nicholas (2003)
4	64	Steve Blake (2003)
5	60	Sarunas Jasikevicius (1998)
6	56	Keith Gatlin (1988)
7	48	Matt Roe (1991)
8	45	Duane Simpkins (1996)
9	42	Johnny Rhodes (1996)
10	34	Mano Lucas (1996)
11	34	John Johnson (1989)

3-POINT FIELD GOALS ATTEMPTED

1	240	Walt Williams (1992)
2	232	Juan Dixon (2002)
3	178	Drew Nicholas (2003)
4	154	Steve Blake (2003)
5	156	Matt Roe (1991)
6.	151	Sarunas Jasikevicius (1998)
7	135	Johnny Rhodes (1996)
8.	113	Keith Gatlin (1988)
9	100	Duane Simpkins (1996)
10	99	Mano Lucas (1996)
11	99	Greg Nared (1989)

FREE THROWS MADE

1	213	Keith Booth (1997)
2	209	Len Bias (1986)
3	175	Walt Williams (1992)
4	174	Bob Kessler (1956)
5.	147	Lonny Baxter (2002)
6.	145	Tony Massenburg (1990)
7	143	Jerry Greenspan (1963)
8	141	Juan Dixon (2002)


FREE THROW ATTEMPTS

1	297	Keith Booth (1997)
2	263	Bob Kessler (1956)
3.	242	Len Bias (1986)
4	236	Lonny Baxter (2002)
5	231	Walt Williams (1992)
6	201	Tony Massenburg (1990)
7	191	Jerry Greenspan (1963)
8	182	Bob Everett (1955)




ANNUAL LEADERS

Year	SCORING			REBOUNDING			FIELD GOAL PCT.	
	Leader	Points	Avg.	Leader	Rebs.	Avg.	Leader	FG Pct.
2005-06	Nik Caner-Medley	490	15.3	Ekene Ibekwe	212	6.6	Chris McCray	.516
2004-05	Nik Caner-Medley	511	16.0	Travis Garnson	207	6.5	James Gist	.493
2003-04	John Gilchrist	492	15.4	Jamar Smith	283	8.8	Ekene Ibekwe	.504
2002-03	Drew Nicholas	552	17.8	Ryan Randle	224	7.2	John Gilchrist	.588
2001-02	Juan Dixon	735	20.4	Lonny Baxter	288	8.2	Lonny Baxter	.545
2000-01	Juan Dixon	645	18.2	Lonny Baxter	286	7.9	Lonny Baxter	.566
1999-00	Juan Dixon	630	18.0	Lonny Baxter	308	8.8	Lonny Baxter	.533
1998-99	Steve Francis	579	17.0	Terence Morris	242	7.1	Terence Morris	.551
1997-98	Laron Profit	506	15.8	Rodney Elliott	236	7.4	Terence Morris	.523
1996-97	Keith Booth	624	19.5	Keith Booth	253	7.9	Obinna Ekezie	.550
1995-96	Johnny Rhodes	502	16.7	Keith Booth	233	7.8	Johnny Rhodes	.478
1994-95	Joe Smith	708	20.4	Joe Smith	362	10.7	Joe Smith	.578
1993-94	Joe Smith	582	19.4	Joe Smith	321	10.7	Joe Smith	.522
1992-93	Evers Burns	518	18.5	Evers Burns	249	8.9	Evers Burns	.506
1991-92	Walt Williams	776	26.8	Evers Burns	206	7.1	Evers Burns	.516
1990-91	Matt Roe	498	17.8	Cedric Lewis	233	8.3	Garfield Smith	.527
	Walt Williams	318	18.7					
1989-90	Jerrold Mustaf	609	18.5	Tony Massenburg	314	10.1	Jerrold Mustaf	.529
1988-89	Tony Massenburg	481	16.6	Tony Massenburg	226	7.8	Tony Massenburg	.550
1987-88	Demick Lewis	466	15.0	Derrick Lewis	237	7.6	Brian Williams	.600
1986-87	Derrick Lewis	510	19.6	Derrick Lewis	248	9.5	Derrick Lewis	.602
1985-86	Len Bias	743	23.2	Len Bias	224	7.0	Tom Jones	.551
1984-85	Len Bias	701	18.9	Len Bias	251	6.8	Len Bias	.530
1983-84	Ben Coleman	491	15.3	Ben Coleman	269	8.4	Ben Coleman	.608
1982-83	Adnan Branch	541	18.7	Ben Coleman	242	8.1	Ben Coleman	.571
1981-82	Adnan Branch	442	15.2	Herman Veal	213	7.3	Charles Pittman	.611
1980-81	Albert King	559	18.0	Buck Williams	363	11.7	Buck Williams	.647
1979-80	Albert King	674	21.7	Buck Williams	242	10.1	Greg Manning	.643
1978-79	Ernest Graham	499	16.6	Buck Williams	323	10.8	Buck Williams	.583
1977-78	Lawrence Boston	428	15.5	Larry Gibson	253	9.0	Lawrence Boston	.580
1976-77	Lawrence Boston	338	13.0	Larry Gibson	228	8.4	Lawrence Boston	.597
	Steve Sheppard	309	16.2					
1975-76	John Lucas	557	19.9	Lawrence Boston	157	8.9	Maunce Howard	.553
				Larry Gibson	249	9.8		
1974-75	John Lucas	469	19.5	Tom Roy	321	11.1	Tom Roy	.606
1973-74	John Lucas	564	20.1	Len Elmore	412	14.7	Maunce Howard	.553
1972-73	Tom McMillen	616	21.2	Len Elmore	290	11.2	Tom McMillen	.585
1971-72	Tom McMillen	667	20.8	Len Elmore	351	11.0	Tom McMillen	.549
1970-71	Howard White	389	15.6	Barry Yates	224	8.6	Charlie Blank	.473
	Jim O'Brien	342	16.3					
1969-70	Rod Horst	605	16.5	Rod Horst	258	9.9	Rod Horst	.532
1968-69	Will Hetzel	605	23.3	Will Hetzel	318	12.2	Rod Horst	.480
1967-68	Pete Johnson	360	15.0	Jay McMillen	195	8.1	Will Hetzel	.423
1966-67	Jay McMillen	392	16.3	Jay McMillen	195	8.1	Rich Drescher	.445
1965-66	Gary Ward	430	17.2	Gary Ward	241	9.6	Gary Ward	.463
1964-65	Jay McMillen	512	19.7	Gary Ward	271	10.4	Jay McMillen	.486
1963-64	George Suder	327	13.0	Rick Wise	185	7.1	Jackie Clark	.480
				Gary Ward	103	7.4		
1962-63	Jerry Greenspan	365	17.4	Jerry Greenspan	184	8.8	Connie Carpenter	.447
1961-62	Jerry Greenspan	380	15.2	Jerry Greenspan	235	9.4	Bruce Kelleher	.437
1960-61	Bob McDonald	347	13.4	Bob McDonald	279	10.7	Bob McDonald	.453
1959-60	Al Bunge	383	16.6	Al Bunge	289	12.6	Paul Jelus	.470
1958-59	Charles McNeil	311	14.8	Al Bunge	241	10.5	Charles McNeil	.443
1957-58	Charles McNeil	311	14.8	Al Bunge	265	9.1	Nick Davis	.463
1956-57	Bob O'Brien	342	13.2	Jim Halleck	195	7.5	John Nacinick	.470
1955-56	Bob Kessler	490	20.4	Bob Kessler	336	14.0	Bob O'Brien	.421
1954-55	Bob Kessler	487	20.3				— not available —	—
1953-54	Gene Shue	654	21.8				Gene Shue	.506
1952-53	Gene Shue	508	22.1				Gene Shue	.469
1951-52	— not available —	—	—				— not available —	—
1950-51	Lee Brawley	404	15.0				Dick Koffenberger	.480



Evers Burns



Bob McDonald



Tony Massenburg

2006-07 MARYLAND MEN'S BASKETBALL



1 TEAM

FREE THROW PCT.

Year	Leader	Pct.
2005-06	Chns McCray	.837
2004-05	Chns McCray	.903
2003-04	Chns McCray	.822
2002-03	Drew Nicholas	.852
2001-02	Juan Dixon	.898
2000-01	Juan Dixon	.865
1999-00	Juan Dixon	.790
1998-99	Juan Dixon	.830
1997-98	Sarunas Jasikevicius	.759
1996-97	Sarunas Jasikevicius	.742
1995-96	Duane Simpkins	.845
1994-95	Duane Simpkins	.841
1993-94	Duane Simpkins	.784
1992-93	Kevin McLinton	.822
1991-92	Kevin McLinton	.781
1990-91	Walt Williams	.837
1989-90	Walt Williams	.776
1988-89	John Johnson	.790
1987-88	Rudy Archer	.770
1986-87	John Johnson	.790
1985-86	Len Bias	.864
1984-85	Keith Gatlin	.862
1983-84	Len Bias	.767
1982-83	Herman Veal	.762
1981-82	Herman Veal	.780
1980-81	Greg Manning	.821
1979-80	Greg Manning	.908
1978-79	Greg Manning	.857
1977-78	Jo Jo Hunter	.863
1976-77	Brad Davis	.784
1975-76	Maunce Howard	.828
1974-75	John Lucas	.836
1973-74	Maunce Howard	.786
1972-73	Jim O'Brien	.844
1971-72	Ton McMillen	.817
1970-71	Jim O'Brien	.784
1969-70	Will Hetzel	.781
1968-69	Will Hetzel	.813
1967-68	Pete Johnson	.721
1966-67	Jay McMillen	.787
1965-66	Jay McMillen	.792
1964-65	Gary Ward	.818
1963-64	Neil Brayton	.803
1962-63	Jerry Greenspan	.749
1961-62	Bruce Kelleher	.816
1960-61	Bob McDonald	.873
1959-60	Paul Jelus	.842
1958-59	Jerry Bechtie	.783
1957-58	Charles McNeil	.762
1956-57	Jim Halleck	.764
1955-56	Bob O'Brien	.767
1954-55	— not available —	—
1953-54	Gene Shue	.789
1952-53	Gene Shue	.700
1951-52	— not available —	—
1950-51	Dick Koffenberger	.772

ASSISTS


Leader	Assists	Avg.
D.J. Strawberry	128	4.0
John Gilchrist	153	5.5
John Gilchrist	159	5.0
Steve Blake	221	7.1
Steve Blake	286	7.9
Steve Blake	248	6.9
Steve Blake	217	6.2
Terrell Stokes	213	6.3
Terrell Stokes	149	4.7
Terrell Stokes	143	4.5
Duane Simpkins	118	4.4
Duane Simpkins	162	4.8
Duane Simpkins	136	4.5
Kevin McLinton	154	5.3
Kevin McLinton	154	5.3
Kevin McLinton	123	4.4
Walt Williams	91	5.4
Walt Williams	149	4.5
Greg Nared	135	4.8
Rudy Archer	172	5.5
Teyon McCoy	111	4.3
Keith Gatlin	204	6.4
Keith Gatlin	221	6.0
Keith Gatlin	148	4.6
Jeff Adkins	121	4.0
Dutch Morley	128	4.3
Ernest Graham	120	3.9
Ernest Graham	136	4.4
Dutch Morley	128	4.3
Greg Manning	74	2.6
Brad Davis	132	4.9
Brad Davis	165	5.9
Brad Davis	134	4.6
John Lucas	159	5.7
John Lucas	178	5.9
Howard White	93	2.9
Jim O'Brien	70	3.3
Mickey Wiles	135	5.2

STEALS


Leader	Steals	Avg.
D.J. Strawberry	58	1.8
Chns McCray	58	1.9
Jonn Gilchrist	56	1.8
Steve Blake	50	1.6
Juan Dixon	92	2.6
Juan Dixon	95	2.6
Juan Dixon	96	2.7
Steve Francis	95	2.8
Laron Profit	87	2.7
Keith Booth	64	2.0
Johnny Rhodes	110	3.7
Johnny Rhodes	85	2.5
Johnny Rhodes	78	2.3
Johnny Rhodes	71	2.5
Walt Williams	60	2.1
Cedric Lewis	48	1.5
Walt Williams	57	1.7
Greg Nared	45	1.6
Derrick Lewis	45	1.5
Derrick Lewis	38	1.5
Derrick Lewis	37	1.1
Adnan Branch	45	1.2
Adnan Branch	29	1.0
Jeff Adkins	23	0.8
Dutch Morley	33	1.1
Ernest Graham	42	1.4
Dutch Morley	64	2.1
Dutch Morley	43	1.4
Jo Jo Hunter	26	1.0
Steve Sheppard	27	1.4

BLOCKED SHOTS


Leader	Blocks	Avg.
James Gist	51	1.6
Ekene Ibekwe	55	1.8
Ekene Ibekwe	44	1.4
Ryan Randle	36	1.2
Lonny Baxter	69	2.0
Terence Morns	79	2.2
Lonny Baxter	79	2.3
Terence Morns	77	2.3
Obinna Ekezie	37	1.2
Obinna Ekezie	33	1.1
Keith Booth	23	0.8
Joe Smith	97	2.9
Joe Smith	93	3.1
Chns Kerwin	30	1.1
Chns Kerwin	31	1.1
Cedric Lewis	143	5.1
Cedric Lewis	49	1.5
Cedric Lewis	36	1.3
Derrick Lewis	55	1.8
Derrick Lewis	114	4.4
Derrick Lewis	71	2.2
Derrick Lewis	99	2.7
Ben Coleman	48	1.3
Ben Coleman	33	1.1
Charles Pittman	31	1.3
Buck Williams	29	0.9
Taylor Baldwin	35	1.1
Larry Gibson	58	1.9
Larry Gibson	57	2.0
Larry Gibson	67	2.5



Jim O'Brien



Cedric Lewis



Kevin McLinton



TEAM RECORDS • SEASON

All seasons are reflected by a single year (i.e., 1950-51 is indicated as 1951). Statistical records except for wins and losses are since 1951, except for the following three-point records are since 1987, assists records are since 1970, blocks and steals records are since 1977

MOST GAMES PLAYED

37 in 1985 (25 wins, 12 losses)
36 in 2002 (32 wins, 4 losses)
36 in 2001 (25 wins, 11 losses)
35 in 2000 (25 wins, 10 losses)

HIGHEST WIN PERCENTAGE

889 (32-4), 2002
844 (27-5), 1972
828 (24-5), 1975
824 (28-6), 1999
824 (14-3), 1926
821 (23-5), 1974

LOWEST WIN PERCENTAGE

000 (0-16), 1914
000 (0-2), 1905
045 (1-21), 1941
125 (2-14), 1945
167 (1-5), 1919

HIGHEST HOME COURT WINNING PCT.

1 000 (16-0), 1995
1 000 (15-0), 2002
1 000 (16-0), 1980
1 000 (14-0), 1972
1 000 (11-0), 1928
938 (15-1), 2000
929 (13-1), 1999
923 (12-1), 1974
923 (12-1), 1973
917 (11-1), 1932
909 (10-1), 1958
909 (10-1), 1926

MOST WINS

32 in 2002
28 in 1999
27 in 1972
26 in 1995
25 in 2001
25 in 2000
25 in 1985

MOST LOSSES

21 in 1941
20 in 1989
18 in 1969
18 in 1950
18 in 1949

MOST CONSECUTIVE WINS

14 (began vs. Washington & Lee on Jan. 15, 1932, ended by No. Carolina on Feb. 19, 1932)
13 (began vs. Clemson on Jan. 20, 2002, ended by NC State on March 9, 2002)
11 (began vs. Howard on Nov. 26, 1996, ended by Georgia on Dec. 30, 1996)
11 (began vs. E. Carolina on Nov. 29, 1975, ended by Wake Forest on Jan. 10, 1976)
11 (began vs. Duke on Feb. 2, 1973, ended by NC State on March 9, 1973)
10 (began vs. Michigan on Dec. 2, 2000, ended by No. Carolina on Jan. 10, 2001)
10 (began vs. W. Carolina on Nov. 14, 1998, ended by Kentucky on Dec. 12, 1998)
10 (began vs. Alaska-Anchorage on Nov. 24, 1984, ended by Ga. Tech on Dec. 28, 1984)
10 (began vs. Ball St. on Nov. 30, 1976, ended by Wake Forest on Jan. 8, 1977)
10 (began vs. Brown on Nov. 29, 1972, ended by NC State on Jan. 14, 1973)

MOST CONSECUTIVE LOSSES

22 (began vs. Duke on March 1, 1940, ended vs. Washington College on Feb. 22, 1941)

MOST CONSECUTIVE ACC WINS

Overall: 14 (began vs. Clemson on Jan. 20, 2002, ended at Wake Forest on Jan. 15, 2003)
Season: 12 (began vs. Clemson on Jan. 20, 2002, final 12 ACC games of 2001-02 season)

MOST CONSECUTIVE HOME WINS

Overall: 24 (began vs. UMES on Nov. 30, 1979, ended vs. Virginia on Jan. 14, 1981)

MOST CONSECUTIVE NON-LEAGUE HOME WINS

87 (began vs. Alcom St. on Dec. 30, 1989, ended vs. Florida on Dec. 14, 2002)

MOST HOME GAMES WITHOUT CONSECUTIVE LOSSES

163 (began Feb. 24, 1993 vs. NC State, still current entering the 2004-05 season)

MOST OVERTIME GAMES

4 in 2005, 2004, 1998, 1965

MOST OVERTIME PERIODS

7 in 1984

MOST 100-POINT GAMES

8 in 1975
8 in 1974

CONSECUTIVE 100-PT. GAMES

4 in 2001 (123 vs. Norfolk State, 117 vs. Chicago State, 105 vs. Md.-Eastern Shore, 104 at Clemson)

OVERALL TOTAL ATTENDANCE

608,859 in 2002 (36 games)
528,916 in 2001 (36 games)
509,925 in 2004 (32 games)
503,648 in 2000 (35 games)
475,751 in 2005 (32 games)
473,626 in 1999 (34 games)
414,318 in 2003 (31 games)

HOME TOTAL ATTENDANCE

299,391 in 2005 (18 games)
291,961 in 2006 (17 games)
287,200 in 2004 (16 games)
281,057 in 2003 (16 games)
240,254 in 1977 (19 games)
226,369 in 2000 (16 games)
221,020 in 1995 (16 games)
212,495 in 2002 (15 games)
202,365 in 1999 (14 games)

OVERALL AVG. ATTENDANCE

16,912 in 2002 (36 games)
16,591 in 2003 (31 games)
15,935 in 2004 (32 games)
14,867 in 2005 (32 games)
14,692 in 2001 (36 games)
14,390 in 2000 (35 games)
14,320 in 2006 (32 games)
13,944 in 1998 (32 games)
13,930 in 1999 (34 games)

HOME AVG. ATTENDANCE

17,950 in 2004 (16 games)
17,566 in 2003 (16 games)
17,174 in 2006 (17 games)
16,633 in 2005 (18 games)
14,455 in 1999 (14 games)
14,166 in 2002 (15 games)
14,148 in 2000 (16 games)
14,058 in 2001 (14 games)

MOST POINTS SCORED

3,067 in 2001 (36 games)
3,060 in 2002 (36 games)
2,946 in 1995 (34 games)
2,873 in 1999 (34 games)
2,747 in 1990 (33 games)
2,663 in 2000 (35 games)

AVERAGE POINTS PER GAME

89.9 in 1975 (2,607 in 29 games)
88.2 in 1976 (2,469 in 28 games)
87.1 in 1973 (2,613 in 30 games)
86.7 in 1995 (2,946 in 34 games)
85.7 in 1974 (2,400 in 28 games)

AVERAGE SCORING MARGIN

18.1 points in 1999 (84 5-66 4)
16.7 points in 1974 (85 7-69 0)
15.3 points in 1975 (89 9-74 6)
14.1 points in 2002 (85 0-70 9)
13.9 points in 1976 (88 2-74 3)
13.0 points in 2003 (79 7-66 7)
12.9 points in 1973 (87 1-74 2)

MOST POINTS ALLOWED

2,605 in 2001 (36 games)
2,563 in 1990 (33 games)
2,552 in 2002 (36 games)
2,514 in 1995 (34 games)

HIGHEST SCORING AVG. ALLOWED PER GAME

84.1 in 1969 (2,188 in 26 games)
79.53 in 1978 (2,227 in 28 games)
79.50 in 1993 (2,226 in 28 games)

LOWEST SCORING AVERAGE ALLOWED PER GAME

46.5 in 1952 (1,116 in 22 games)
52.6 in 1951 (1,420 in 27 games)
54.3 in 1953 (1,256 in 23 games)

MOST FIELD GOALS MADE

1,120 in 2001 (36 games)
1,089 in 1973 (30 games)
1,083 in 2002 (36 games)
1,049 in 1974 (28 games)
1,044 in 1999 (34 games)
1,038 in 1985 (37 games)

MOST FIELD GOALS ATTEMPTED

2,313 in 2001 (36 games)
2,248 in 2002 (36 games)
2,151 in 2000 (35 games)
2,108 in 1999 (34 games)
2,094 in 1973 (30 games)
2,094 in 2005 (32 games)
2,080 in 1995 (34 games)

FIELD GOAL PERCENTAGE

551 in 1980 (985 of 1,789)
547 in 1975 (1,049 of 1,916)
539 in 1984 (941 of 1,745)
537 in 1976 (996 of 1,854)
532 in 1981 (943 of 1,774)

MOST FREE THROWS MADE

697 in 1995 (34 games)
677 in 2002 (36 games)
633 in 1990 (33 games)
622 in 2001 (36 games)
616 in 1997 (32 games)
601 in 1999 (34 games)
600 in 2005 (32 games)
600 in 2006 (32 games)

MOST FREE THROWS ATTEMPTED

987 in 1995 (34 games)
933 in 2002 (36 games)
904 in 1997 (32 games)
894 in 2001 (36 games)
893 in 1990 (33 games)
858 in 1958 (29 games)

FREE THROW PERCENTAGE

758 in 1976 (477 of 629)
757 in 1975 (509 of 672)
751 in 1982 (476 of 634)
747 in 1960 (399 of 534)
7460 in 1974 (376 of 504)

3-POINT FIELD GOALS MADE

217 in 2002 (36 games)
205 in 2001 (36 games)
204 in 2003 (31 games)
195 in 2000 (35 games)
195 in 1988 (31 games)
185 in 1996 (30 games)
184 in 1999 (35 games)

3-POINT FIELD GOALS ATT.

580 in 2002 (36 games)
553 in 2000 (35 games)
544 in 1996 (30 games)
542 in 2005 (32 games)
540 in 2001 (36 games)
523 in 2003 (31 games)
508 in 1995 (34 games)
504 in 1999 (34 games)

3-POINT FIELD GOAL PCT.

461 in 1987 (122 of 290)
430 in 1988 (195 of 451)
396 in 1990 (100 of 278)
380 in 2001 (205 of 540)
374 in 2002 (217 of 580)
373 in 2006 (155 of 415)
365 in 1999 (184 of 504)

MOST REBOUNDS

1,479 in 2002 (36 games)
1,478 in 2001 (36 games)
1,388 in 1972 (32 games)
1,385 in 2005 (32 games)
1,368 in 1974 (28 games)
1,367 in 1995 (34 games)
1,361 in 1973 (30 games)

AVERAGE REBOUNDS PER GAME

49.1 in 1955 (1,178 in 24 games)
48.9 in 1974 (1,368 in 28 games)
48.3 in 1956 (1,158 in 24 games)
45.4 in 1973 (1,361 in 30 games)
45.2 in 1970 (1,174 in 26 games)

MOST ASSISTS

714 in 2002 (36 games)
692 in 2001 (36 games)
674 in 1999 (34 games)
667 in 2000 (35 games)
641 in 1995 (34 games)
602 in 1988 (32 games)

AVERAGE ASSISTS PER GAME

19.83 in 2002 (714 in 36 games)
19.82 in 1999 (674 in 34 games)
19.2 in 2001 (692 in 35 games)
19.1 in 2000 (667 in 36 games)
18.9 in 1995 (641 in 34 games)
18.8 in 1998 (602 in 32 games)

MOST BLOCKED SHOTS

235 in 2000 (35 games)
215 in 2004 (32 games)
216 in 2002 (36 games)
213 in 2001 (36 games)
202 in 1999 (34 games)
200 in 2005 (32 games)
198 in 2003 (31 games)
191 in 2006 (32 games)
185 in 1991 (28 games)
181 in 1985 (37 games)

MOST STEALS

431 in 1999 (34 games)
355 in 2000 (35 games)
329 in 1996 (30 games)
322 in 2003 (31 games)
322 in 2001 (36 games)
303 in 1994 (30 games)
302 in 2002 (36 games)

MOST PERSONAL FOULS

713 in 2001 (36 games)
704 in 1990 (33 games)
672 in 1999 (34 games)

TEAM RECORDS • GAME

HIGHEST OVERALL TOTAL ATTENDANCE

53,406 vs. Indiana on April 1, 2002 (NCAA Championship at Georgia Dome, Atlanta, Ga.)

HIGHEST HOME TOTAL ATTENDANCE

17,950 56 times from 2002-06 (Comcast Center)

MOST POINTS SCORED

138 vs. Morgan State (138-72), 12-23-94
132 vs. North Texas (132-57), 12-23-98
130 vs. East Carolina (130-106), 12-7-77
128 vs. Canisius (128-103), 12-23-78
127 vs. East Carolina (127-84), 11-29-75
127 vs. Brown (127-82), 12-1-72

MOST POINTS SCORED IN A HALF

85 vs. Morgan State, 12-23-94

LARGEST MARGIN OF VICTORY

75 vs. North Texas (132-57), 12-23-98
67 vs. Western Carolina (113-46), 11-14-98
66 vs. Morgan State (138-72), 12-23-94
66 vs. Mid-Eastern Shore (117-51), 2-27-87
64 vs. DePauw (113-49), 12-12-74

LARGEST ACC MARGIN OF VICTORY

40 vs. North Carolina (96-56), 2-22-03
40 vs. South Carolina (99-59), 3-1-58
40 at Clemson (81-41), 12-4-53
39 vs. Clemson (91-52), 2-25-03
33 at Florida State (96-63), 2-27-02
33 vs. North Carolina (112-79), 1-9-02

MOST POINTS SCORED IN A LOSS

111 vs. Duke (111-114), 2-10-90
100 vs. NC State (100-103), 3-9-74

MOST POINTS SCORED BY AN OPPONENT

114 at NC State (91-114), 2-27-91
114 vs. Duke (111-114), 2-10-90
110 vs. NC State (124-110), 12-20-78
109 at North Carolina (109-75), 1-8-05
108 vs. NC State (109-108), 3-1-78
107 at North Carolina (87-107), 2-1-69

FEWEST POINTS SCORED

28 vs. NC State (28-40), 3-5-82
31 vs. South Carolina (31-30), 1-9-71
36 at West Virginia (36-39), 12-15-51
37 at NC State (37-53), 2-14-59
38 vs. NC State (38-52), 2-24-82
40 at Virginia (40-45), 1-12-82
40 at Duke (40-36), 1-9-82
40 vs. Duke (40-49), 2-16-51

LARGEST MARGIN OF DEFEAT

39 vs. Wake Forest (41-80), 2-28-63
36 vs. North Carolina (66-102), 3-12-93
35 vs. UCLA (70-105), 3-18-00
35 vs. Indiana (64-99), 3-14-81
35 vs. North Carolina (70-105), 1-30-71

FEWEST POINTS SCORED BY AN OPPONENT

25 vs. Washington & Lee (51-25), 2-4-54
30 vs. South Carolina (31-30), 1-9-71
31 vs. UMBC (67-31), 12-4-96
31 vs. Duke (64-31), 1-7-59
32 vs. AU-Puerto Rico (82-32), 11-26-98
32 vs. Santa Clara (53-32), 12-22-73
33 vs. Boston College (58-37), 12-30-73
33 vs. Richmond (42-33), 2-21-51
36 vs. UNC Wilmington (74-36), 12-27-97
36 at Duke (40-36), 1-9-82

MOST POINTS SCORED BY BOTH TEAMS

236 vs. East Carolina (130-106), 12-7-77
234 vs. NC State (124-110), 12-20-78
231 vs. Canisius (128-103), 12-23-78
225 vs. Duke (111-114), 2-10-90
217 vs. NC State (109-108), 3-1-78

MOST FIELD GOALS MADE

55 vs. Canisius, 12-23-78
55 vs. Brown, 11-29-72
52 vs. East Carolina, 12-7-77
51 vs. Boston U., 12-8-75
51 vs. Virginia, 3-2-74

FEWEST FIELD GOALS MADE

6 vs. Seton Hall, 12-30-41

MOST FIELD GOAL ATTEMPTS

99 vs. Canisius, 12-23-78
97 vs. East Carolina, 12-7-77
93 vs. Long Island, 1-23-73
93 vs. George Washington, 12-4-71
93 vs. Miami-Ohio, 12-29-70

FEWEST FIELD GOAL ATTEMPTS

18 vs. South Carolina, 1-9-71

HIGHEST FIELD GOAL PERCENTAGE

833 vs. South Carolina (15-18), 1-9-71
739 vs. Wake Forest (34-46), 1-28-86
732 vs. NC State (30-41), 12-20-80
704 vs. Miami-Ohio (50-71), 12-28-79
667 vs. Western Carolina (46-69), 11-14-98
631 vs. UMES (41-65), 2-17-86

MOST FREE THROWS MADE

41 vs. Morgan State, 12-23-94
41 at Georgia Tech, 1-25-06
40 vs. North Carolina, 3-8-58
35 vs. NC State, 12-30-01
35 vs. Lafayette, 12-23-96
35 vs. Oklahoma, 1-12-93
35 vs. North Carolina, 1-10-90

MOST FREE THROWS ATTEMPTED

67 vs. Morgan State, 12-23-94
57 vs. North Carolina, 1-3-53
55 vs. Hofstra, 11-29-03
52 vs. Oklahoma, 1-12-93
50 vs. Lafayette, 12-23-97
49 vs. NC State, 12-30-01

FEWEST FREE THROWS ATTEMPTED

0 several times (last vs. Georgia Tech, 2-6-93)

HIGHEST FREE THROW PERCENTAGE

1,000 vs. Holy Cross (19-19), 1-21-85
966 vs. Duke (28-29), 2-7-76
962 vs. Virginia (25-26), 1-31-02
950 vs. Duke (19-20), 2-2-80
938 vs. North Carolina (15-16), 2-7-95
935 vs. Duke (29-31), 1-18-03
932 vs. North Carolina (28-31), 1-27-73

LOWEST FREE THROW PERCENTAGE

000 vs. Wake Forest (0-1), 2-28-73

MOST 3-POINT FIELD GOALS MADE

13 vs. North Carolina, 1-9-02
13 vs. William & Mary, 12-27-01
12 at Temple, 1-28-06
12 vs. Clemson (2-25-03)
12 vs. George Washington (12-8-02)
12 vs. The Citadel (11-27-02)

MOST 3-POINT FIELD GOALS ATTEMPTED

31 vs. Clemson, 1-22-00

MOST REBOUNDS

74 vs. Penn State, 12-2-64
68 vs. Chicago State, 12-2-96
67 vs. East Carolina, 12-7-77
65 vs. Bucknell, 12-22-76
64 vs. North Texas, 12-23-98

MOST ASSISTS

37 vs. Chicago State, 12-27-00
37 vs. North Texas, 12-23-98
36 vs. Brown, 11-29-72
35 vs. Brown, 12-1-71
34 vs. Morgan State, 12-23-94

MOST BLOCKED SHOTS

17 vs. UMES, 2-27-87
17 vs. Georgia Tech, 12-10-75
16 vs. UMES, 12-1-88
15 vs. Oral Roberts, 3-16-05
15 vs. Norfolk State, 1-3-02
14 vs. Tulane, 11-19-99
14 vs. North Carolina, 2-13-99
14 vs. South Carolina, 11-14-97
14 vs. James Madison, 1-28-87

MOST STEALS

24 vs. Duquesne, 11-30-02
24 vs. Pittsburgh, 11-28-98
22 vs. UCLA, 11-26-98
22 vs. UNC Asheville, 12-22-97
21 at AU-Puerto Rico, 11-26-98
20 vs. South Carolina State, 12-27-98

MOST PERSONAL FOULS

44 vs. William & Mary, 2-16-52

FEWEST PERSONAL FOULS


7 vs. Buffalo, 1-25-72

MOST OVERTIME PERIODS

3 vs. Clemson on Feb. 18, 1984 (W, 66-65)
3 vs. Rhode Island on March 7, 1979 (W, 67-65)
3 vs. NC State on March 1, 1978 (W, 109-108)
3 vs. NC State on Feb. 15, 1958 (L, 69-64)
3 vs. Memphis State on Dec. 30, 1957 (L, 47-46)



Johnny Rhodes



Terrell Stokes



Derrick Lewis



LARGEST MARGINS

LARGEST MARGIN OF VICTORY

Rk.	Marg.	Opponent	Score
1.	+75	North Texas (12-23-98)	132-57
2.	+67	Western Carolina (11-14-98)	113-46
3.	+66	Morgan State (12-23-94)	138-72
	+66	Md.-Eastern Shore (2-27-87)	117-51
5.	+64	DePauw (12-12-74)	113-49
6.	+63	Delaware State (1-17-96)	118-55
7.	+62	Chicago State (12-27-00)	117-55
8.	+60	Colgate (12-8-94)	113-53
9.	+59	Fairleigh Dickinson (11-22-99)	104-45
10.	+58	UNC-Asheville (12-22-97)	110-52
11.	+57	DePauw (12-3-75)	99-42
12.	+55	Md.-Eastern Shore (11-26-91)	115-60
13.	+53	Towson State (2-21-85)	91-38
	+52	Md.-Eastern Shore (12-30-00)	105-53
15.	+52	Coastal Carolina (1-2-00)	100-48
	+52	Md.-Baltimore County (2-22-90)	113-61
17.	+51	Cornell (11-27-93)	92-41
18.	+50	Hampton (1-8-03)	108-58
	+50	Duquesne (11-30-03)	89-39
	+50	at AU Puerto Rico (11-26-98)	82-32

	+50	Chicago State (12-2-96)	94-44
	+50	Md.-Eastern Shore (2-25-88)	101-51
23.	+49	Md.-Eastern Shore (1-06-04)	87-38
	+49	Eastern Kentucky (12-5-73)	106-57
25.	+48	The Citadel (11-27-03)	97-49
	+48	Stony Brook (12-6-00)	107-59
27.	+47	Florida International (11-25-97)	117-70
	+47	Towson State (12-12-94)	120-73
29.	+46	Appalachian State (1-2-75)	96-50
30.	+45	Brown (11-29-72)	127-82
31.	+44	Liberty (12-18-04)	112-68
	+44	Norfolk State (12-23-00)	123-79
	+44	Md.-Eastern Shore (12-1-88)	97-53
33.	+43	Johns Hopkins (11-26-83)	108-65
	+43	East Carolina (11-29-75)	127-84
35.	+41	UMBC (12-23-02)	101-60
	+41	Lafayette (12-23-96)	108-67
37.	+40	North Carolina (2-22-03)	96-56
	+40	Howard (1-2-93)	109-69
	+40	Morgan State (12-26-92)	103-63
	+40	Boston University (12-8-75)	122-82
	+40	South Carolina (3-1-58)	99-59
	+40	at Clemson (12-4-53)	81-41

LARGEST MARGIN OF DEFEAT

Rk.	Marg.	Opponent	Score
1.	-63	at Army (3-1-44)	22-85
2.	-53	at Bainbridge Navy (1-24-44)	25-78
3.	-44	at Seton Hall (12-30-41)	15-59
4.	-39	vs. Wake Forest (2-28-63)	41-80
5.	-38	at West Virginia (12-14-46)	43-81
	-38	at Navy (1-28-33)	21-59
7.	-37	at Cincinnati (2-2-49)	33-70
	-37	vs. South Carolina (2-24-33)	28-65
9.	-36	vs. North Carolina (3-12-93)	66-102
10.	-35	vs. UCLA (3-18-00)	70-105
	-35	vs. Indiana (3-14-81)	64-99
	-35	at North Carolina (1-30-71)	70-105

OVERTIME GAMES

All-Time In OT: 44-46		By Site	
By Decades		Home: 22-17	
1950s: 6-11		Cole Field House: 17-16	
1960s: 7-10		Comcast Center: 4-0	
1970s: 10-6		Away: 18-16	
1980s: 10-5		Neutral Sites: 7-14	
1990s: 6-8		By Tournament	
2000s: 7-7		ACC Tournament: 5-6	
		NCAA Tournament: 1-0	

Overtime games are incomplete prior to 1953.

Date	OT	Opponent	Result
Feb 18, 2006		Georgia Tech	W 87-84
Feb 19, 2005	2OT	at Virginia	W 92-89
Feb 12, 2005		Duke	W 99-92
Feb 5, 2005		at Miami	L 73-75
Dec 19, 2004		Florida State	W 90-88
March 14, 2004		vs Duke	W 95-87
Dec 12, 2003		at Florida	W 69-68
Dec 7, 2003		vs West Virginia	L 77-78
Dec 2, 2003		Wisconsin ¹⁸	W 73-67
March 9, 2003		at Virginia	L 78-80
Dec 3, 2002		vs Indiana ¹⁶	L 74-80
Jan 27, 2001		Duke	L 96-98
Nov 29, 2000		vs Wisconsin ¹⁵	L 75-78
March 4, 2000		at Virginia	L 87-89
Dec 7, 1999		Winthrop	W 76-65
Jan 24, 1999		at Clemson	W 81-79
March 7, 1998		vs North Carolina ⁵	L 73-83
Jan 14, 1998		North Carolina	W 89-83
Dec 4, 1997		at Clemson	L 65-78
Nov 14, 1997		vs. South Carolina ¹⁴	L 72-76
Dec 30, 1996		vs Georgia ⁷	L 65-73
Jan 20, 1996		NC State	W 77-74
Jan 6, 1996		North Carolina	L 86-88
March 11, 1995		vs North Carolina ⁵	L 92-97
Nov 26, 1993		at Georgetown ¹³	W 84-83
Jan 18, 1992		Florida State	L 83-91
March 2, 1991		at Virginia	W 78-74
Feb 10, 1990		Duke	L 111-114
Jan 17, 1989		Virginia	L 58-64
Feb 20, 1986		at North Carolina	W 77-72

Date	OT	Opponent	Result
March 15, 1985		vs Miami-OH ¹²	W 69-68
Jan 14, 1985		Duke	W 78-76
Dec 25, 1984		vs Iowa ¹¹	W 78-68
Feb 18, 1984	3OT	at Clemson	W 66-65
Feb 8, 1984	2OT	at Wake Forest ¹⁰	L 87-90
Feb 4, 1984	2OT	at Georgia Tech	L 70-71
March 11, 1983		vs Georgia Tech ⁹	L 58-64
Dec 23, 1982	2OT	UCLA	W 80-79
Feb 27, 1982		Virginia	W 47-46
Jan 12, 1982		at Virginia	L 40-45
Jan 27, 1981		at Pittsburgh	W 69-66
Jan 17, 1981		Clemson	W 68-62
Feb 28, 1980		vs Georgia Tech ⁵	W 51-49
March 7, 1979	3OT	Rhode Island ⁴	W 67-65
Jan 10, 1979	2OT	at NC State	W 82-81
Dec 29, 1978		St Joseph's ⁷	W 62-56
March 1, 1978	3OT	vs NC State ⁵	W 109-108
Feb 16, 1978		at Pittsburgh	L 86-89
Feb 5, 1977		at Duke	W 65-64
Jan 8, 1977		Wake Forest	L 85-86
Nov 27, 1976		Notre Dame	L 79-80
March 4, 1976		vs Duke ⁶	W 80-78
Jan 25, 1976		at North Carolina	L 93-95
March 9, 1974		vs. NC State ⁵	L 100-103
March 1, 1972		Wake Forest	W 64-56
Feb 16, 1972		North Carolina	W 79-77
March 6, 1971		Virginia	W 89-84
Feb 23, 1971		at Clemson	L 45-51
Jan 9, 1971		South Carolina	W 31-30
Jan 15, 1968	2OT	at Clemson	L 93-94
Dec 22, 1967		vs Southern Illinois ⁴	L 72-73
Jan 14, 1967		Duke	L 69-72
Jan 11, 1967		at West Virginia	W 82-81
Feb 7, 1966		at Wake Forest	W 86-78
Jan 15, 1966		at NC State	L 58-60
Jan 14, 1965		at Wake Forest	W 93-85
Jan 8, 1965	2OT	Clemson	W 67-65
Dec 19, 1964		Kansas	L 61-63
Dec 12, 1964		West Virginia	L 73-80
Jan 6, 1964		South Carolina	L 69-73
Dec 11, 1962		NC State	L 74-76
Dec 12, 1961		NC State	L 68-73

Date	OT	Opponent	Result
Dec 6, 1961	2OT	Georgetown	L 78-79
Feb 25, 1961		Clemson	W 82-80
Feb 26, 1960	2OT	Clemson	W 66-59
Feb 20, 1960		George Washington	W 86-84
Feb 10, 1959		George Washington	L 65-66
Dec 15, 1958		at Kentucky	L 56-58
March 7, 1958		vs Duke ³	W 71-65
Feb 15, 1958	3OT	at NC State	L 64-69
Dec 30, 1957	3OT	vs Memphis State ³	L 46-47
Feb 5, 1957	2OT	North Carolina	L 61-65
Jan 21, 1956		at Georgetown	W 62-57
March 3, 1955		vs Virginia ²	L 67-68
Feb 25, 1955	2OT	at Georgetown	W 57-49
Dec 10, 1954		Wake Forest	L 58-62
March 5, 1954		vs Wake Forest ²	L 56-64
Feb 13, 1954		at Navy	W 61-60
Jan 9, 1954		at Georgetown	L 56-58
March 6, 1953		vs Wake Forest ¹	L 59-61
Feb 3, 1953	2OT	at G. Washington	L 62-63
Jan 8, 1953		at Richmond	W 63-60
Feb 19, 1951		Clemson	W 54-50
Feb 20, 1932		at Duke	W 20-18
Feb 1927		Virginia	W 29-28

1-So Conf Tournament at Raleigh, N.C. (Reynolds Coliseum). 2-ACC Tournament at Raleigh, N.C. (Reynolds Coliseum). 3-Sugar Bowl Tournament at New Orleans, La. (Loyola Field House). 4-Sun Carnival Tournament at El Paso, Texas (Memorial Gymnasium). 5-ACC Tournament at Greensboro, N.C. (Greensboro Coliseum). 6-ACC Tournament at Landover, Md. (Capital Centre). 7-Maryland Invitational at College Park, Md. (Cole Field House). 8-National Invitation Tournament at College Park, Md. (Cole Field House). 9-ACC Tournament at Atlanta, Ga. (Ornn). 10-at Greensboro, N.C. (Greensboro Coliseum). 11-Rainbow Classic at Honolulu, Hawaii (Blaisdell Center). 12-NCAA Tournament at Dayton, Ohio (Dayton Arena). 13-at Landover, Md. (Capital Centre). 14-Black Coaches Assoc Classic at Minneapolis, Minn. (Target Center). 15-ACC/Big Ten Challenge at Milwaukee, Wis. (Bradley Center). 16-ACC/Big Ten Challenge at Indianapolis, Ind. (Conseco Fieldhouse). 17-BB&T Classic (MCI Center). 18-ACC/Big Ten Challenge at College Park, Md. (Comcast Center).

100-POINT GAMES

MARYLAND'S 100-POINT GAMES

Total 100 Point Games: 102
Most in a Season: 8 (1974-75, 1973-74)
Most Consecutive 100-Point Games: 4 (2000-01)

2005-06 (1)

111-85 Fairleigh Dickinson, 11-18-05

2004-05 (1)

112-68 Liberty, 12-28-04

2002-03 (2)

108-58 Hampton, 1-8-03
101-60 UMBC, 12-23-02

2001-02 (3)

112-92 Virginia, 3-3-02
112-79 North Carolina, 1-9-02
103-75 William & Mary, 12-27-01

2000-01 (6)

102-67 Virginia, 3-3-01
104-92 at Clemson, 1-2-01
105-53 UMES, 12-30-00
117-55 Chicago State, 12-27-00
123-79 Norfolk State, 12-23-00
107-59 Stony Brook, 12-6-00

1999-00 (2)

100-48 Coastal Carolina, 1-2-00
104-45 Fairleigh Dickinson, 11-22-99

1998-99 (4)

107-87 Florida State, 1-27-99
104-70 So. Carolina State, 12-27-98
132-57 North Texas, 12-23-98
113-46 Western Carolina, 11-14-98

1997-98 (4)

110-52 UNC Asheville, 12-22-97
104-66 UMBC, 12-13-97
117-70 Fla. International, 11-25-97
102-74 Mt. St. Mary's, 11-22-97

1996-97 (2)

103-73 vs. Pennsylvania, 1-21-97
108-67 Lafayette, 12-23-96

1995-96 (3)

118-55 Delaware State, 1-17-96
104-66 Md.-Eastern Shore, 12-28-95
104-79 American, 12-23-95

1994-95 (5)

138-72 Morgan State, 12-23-94
120-73 Towson, 12-12-94
113-53 Colgate, 12-8-94
102-77 UMBC, 12-5-94
102-64 Bucknell, 12-3-94

1993-94 (2)

102-70 NC State, 1-22-94
109-71 vs. Towson, 12-23-93

1992-93 (3)

109-69 Howard, 1-2-93
103-63 Morgan State, 12-26-92
103-80 UMBC, 12-1-92

1991-92 (2)

101-91 West Virginia, 12-7-91
115-60 UMES 11-26-91

1990-91 (1)

104-100 NC State, 1-26-91

1989-90 (5)

113-61 UMBC, 2-22-90
111-114 Duke (OT), 2-10-90
110-91 Alcorn State, 12-30-89
104-86 vs. George Mason, 12-22-89
105-74 Augusta College, 11-27-89

1987-88 (1)

101-51 Md.-Eastern Shore, 2-25-88

1986-87 (1)

117-51 Md.-Eastern Shore, 2-27-87

1983-84 (3)

102-77 vs. West Virginia, 3-17-84
104-69 Md.-Eastern Shore, 12-14-83
108-65 Johns Hopkins, 11-26-83

1982-83 (2)

101-90 at Duke, 2-21-83
106-94 North Carolina, 2-16-83

1980-81 (2)

114-89 Marshall, 12-29-80
109-83 Fairleigh Dickinson, 12-10-80

1979-80 (3)

101-82 Duke, 2-2-80
115-76 Miami-OH, 12-28-79
113-79 Catholic, 12-10-79

1978-79 (3)

128-103 Canisius, 12-23-78
124-110 NC State, 12-20-78
107-97 Bucknell, 11-24-78

1977-78 (2)

109-108 vs. NC State (3OT), 3-1-78
130-106 East Carolina, 12-7-77

1976-77 (1)

106-72 Bucknell, 12-22-76

1975-76 (7)

105-91 Wake Forest, 2-25-76
102-91 Duke, 2-7-76
102-84 NC State, 1-28-76
111-88 Long Island, 1-3-76
104-69 Seton Hall, 12-29-75
122-82 Boston U., 12-8-75
127-84 East Carolina, 11-29-75

1974-75 (8)

104-87 E. Tennessee, 3-1-75
103-82 at Duquesne, 2-23-75
104-80 at Duke, 2-8-75
103-85 NC State, 1-16-75
105-67 Georgia Tech, 12-27-74
113-49 DePauw, 12-12-74
104-71 vs. Georgetown, 12-10-74
106-81 Richmond, 11-18-74

1973-74 (8)

100-103 vs. NC State (OT), 3-9-74
105-85 vs. North Carolina, 3-8-74
110-75 Virginia, 3-2-74
104-83 Duke, 2-2-74
112-73 Fordham, 1-17-84
102-75 Holy Cross, 12-29-73
115-83 Georgetown, 12-11-73
106-57 Eastern Kentucky, 12-5-73

1972-73 (4)

100-73 Long Island, 1-23-73
105-76 Wake Forest, 1-22-73
107-80 at Canisius, 12-9-72
127-82 Brown, 11-29-72

1971-72 (5)

100-69 Niagara, 3-25-72
103-67 Western Kentucky, 12-29-71
102-79 at Holy Cross, 12-22-71
117-96 at G. Washington, 12-4-71
100-83 at Brown, 12-1-71

1970-71 (2)

111-77 Miami, 12-29-70
109-70 Buffalo, 12-5-70

1969-70 (1)

103-85 Clemson, 2-23-70

1965-66 (2)

107-92 West Virginia, 2-12-66
107-81 at G. Washington, 1-27-66

1959-60 (1)

103-80 Yale, 1-4-60

OPPONENTS' 100-POINT GAMES

Total 100-Point Games: 33
Most in a Season: 5 (1990-91)
Most Consecutive 100-Point Games: 2 (1992-93, 1978-79, 1977-78, 1969-70)

2004-05 (2)

92-101 vs. George Washington, 12-4-04
75-109 at North Carolina, 1-8-05

1999-00 (1)

70-105 vs. UCLA, 3-18-00

1998-99 (1)

91-103 at Kentucky, 12-12-98

1997-98 (1)

72-104 vs. Duke, 1-3-98

1995-96 (1)

78-100 at Florida State, 2-10-96

1994-95 (2)

91-100 at Georgia Tech, 2-4-95
90-100 at North Carolina, 1-7-95

1992-93 (3)

66-102 vs. North Carolina, 3-13-93
85-105 at Florida State, 1-13-93
73-101 at North Carolina, 1-9-93

1990-91 (5)

91-114 at NC State, 2-27-91
81-101 at Duke, 2-9-91
104-100 NC State, 1-26-91
73-105 at North Carolina, 1-9-91
85-100 vs. Boston College, 12-3-90

1989-90 (2)

84-104 vs. Duke, 3-9-90
111-114 Duke (OT), 2-10-90

1987-88 (1)

82-104 at Georgia Tech, 2-17-88

1978-79 (3)

79-102 vs. North Carolina, 3-2-79
128-103 Canisius, 12-23-78
124-110 NC State, 12-20-78

1977-78 (3)

109-108 vs. NC State (3OT), 3-1-78
90-101 at G. Washington, 12-10-77
130-106 East Carolina, 12-7-77

1973-74 (1)

100-103 vs. NC State (OT), 3-9-74

1972-73 (1)

89-103 vs. Providence, 3-17-73

1970-71 (2)

76-100 North Carolina, 2-17-71
70-105 at North Carolina, 1-30-71

1969-70 (2)

68-101 South Carolina, 12-15-69
87-104 Wake Forest, 12-13-69

1968-69 (1)

87-107 at North Carolina, 2-1-69

1963-64 (1)

72-104 Duke, 2-8-64



MD YEAR-BY-YEAR STATS

YEAR	GP	--TOTAL--		--3PT--		FTM-FTA	.PCT	AST	BLK	STL	PF-DQ	OFF	DEF	TOTAL	TOTAL
		FGM-FGA	.PCT	FGM-FGA	.PCT							REBS	REBS	REBS-AVG	PTS-AVG
1950-51	27	481-1210	.398	--	--	450-663	.679	--	--	--	--	--	--	--	1412-52.3
1951-52	stats not available														1245-59.0
1952-53	23	487-1285	.379	--	--	432-698	.617	--	--	--	--	--	--	--	1406-61.1
1953-54	30	712-1661	.429	--	--	532-787	.648	--	--	--	--	--	--	--	1959-65.3
1954-55	24	563-1417	.398	--	--	447-682	.657	--	--	--	--	--	--	1178-49.0	1573-65.5
1955-56	24	550-1382	.398	--	--	500-744	.672	--	--	--	--	--	--	1158-48.3	1600-66.7
1956-57	26	597-1414	.422	--	--	486-679	.716	--	--	--	--	--	--	911-35.0	1680-64.6
1957-58	29	706-1698	.416	--	--	590-858	.688	--	--	--	--	--	--	1175-40.5	2004-69.1
1958-59	23	502-1262	.398	--	--	361-545	.655	--	--	--	--	--	--	889-38.7	1365-59.3
1959-60	23	548-1310	.418	--	--	399-534	.747	--	--	--	--	--	--	864-37.6	1495-65.0
1960-61	26	628-1482	.424	--	--	491-659	.745	--	--	--	--	--	--	1143-44.0	1747-67.2
1961-62	25	637-1476	.432	--	--	474-644	.736	--	--	--	--	--	--	1082-43.3	1748-69.9
1962-63	21	506-1272	.398	--	--	337-496	.679	--	--	--	332-na	--	--	888-42.3	1349-64.2
1963-64	26	714-1634	.437	--	--	397-572	.694	--	--	--	512-16	--	--	1058-40.7	1825-70.2
1964-65	26	726-1596	.455	--	--	457-634	.720	--	--	--	435-15	--	--	1162-44.7	1909-73.4
1965-66	25	705-1535	.459	--	--	381-560	.680	--	--	--	449-18	--	--	1107-44.3	1791-71.6
1966-67	25	637-1448	.439	--	--	350-479	.730	--	--	--	378-5	--	--	884-35.3	1624-64.9
1967-68	24	653-1678	.389	--	--	346-519	.667	--	--	--	457-21	--	--	1058-44.1	1652-68.8
1968-69	26	782-1842	.425	--	--	485-657	.738	--	--	--	487-15	--	--	1068-41.1	2049-78.8
1969-70	26	781-1709	.457	--	--	417-586	.712	337	--	--	458-17	--	--	1174-45.1	1979-76.1
1970-71	26	735-1650	.448	--	--	480-715	.671	302	--	--	442-13	--	--	1106-42.5	1950-75.0
1971-72	32	929-1877	.495	--	--	586-786	.746	443	--	--	490-10	--	--	1154-44.4	2444-76.4
1972-73	30	1089-2094	.520	--	--	435-606	.718	557	--	--	547-17	--	--	1361-45.4	2613-87.1
1973-74	28	1012-1983	.510	--	--	376-504	.746	450	--	--	492-10	--	--	1368-48.9	2400-85.7
1974-75	29	1049-1918	.547	--	--	509-672	.757	413	--	--	535-18	--	--	1261-43.5	2607-89.9
1975-76	28	996-1854	.537	--	--	477-629	.758	397	--	--	562-20	--	--	1126-43.5	2469-88.2
1976-77	27	850-1645	.516	--	--	415-566	.733	310	155	163	500-20	--	--	1059-40.2	2115-78.3
1977-78	28	935-1829	.509	--	--	433-599	.722	336	142	148	577-20	--	--	1188-38.8	2303-82.1
1978-79	27	954-1897	.503	--	--	430-600	.717	415	126	195	589-18	--	--	1154-42.4	2338-77.9
1979-80	30	985-1789	.551	--	--	511-706	.724	558	114	233	569-12	--	--	1089-38.5	2481-80.0
1980-81	31	943-1774	.532	--	--	467-649	.720	503	93	201	596-17	--	--	1095-35.1	2353-75.9
1981-82	29	651-1359	.479	--	--	476-634	.751	307	78	126	530-15	--	--	876-35.3	1778-61.3
1982-83	30	820-1672	.490	--	--	496-724	.685	375	88	105	619-25	--	--	1098-30.2	2222-74.1
1983-84	32	941-1745	.539	--	--	509-702	.725	548	100	148	578-15	--	--	1078-36.6	2391-74.7
1984-85	37	1038-2065	.503	--	--	526-708	.743	575	181	206	639-14	--	--	1184-33.7	2602-70.3
1985-86	33	911-1786	.510	--	--	500-686	.729	465	135	159	549-9	--	--	1030-32.0	2322-70.4
1986-87	26	674-1344	.501	122-290	461	395-553	.714	423	143	130	474-15	200	524	769-31.2	1865-71.7
1987-88	31	874-1633	.504	195-451	430	407-606	.672	536	140	177	537-12	303	583	957-29.6	2350-75.8
1988-89	29	760-1651	.460	88-311	283	398-587	.672	427	125	159	529-15	309	615	1002-30.9	2006-69.2
1989-90	33	1002-2073	.483	110-278	396	633-893	.709	583	162	217	704-20	438	802	1351-34.6	2747-83.2
1990-91	28	814-1795	.454	90-309	291	527-772	.683	455	185	227	550-19	373	625	1098-39.2	2245-80.2
1991-92	29	848-1880	.451	128-294	325	526-751	.700	495	107	242	611-32	403	611	1092-37.7	2350-81.0
1992-93	28	813-1907	.443	106-339	313	439-653	.672	521	99	258	577-18	375	665	1116-39.9	2235-79.8
1993-94	30	868-1901	.457	141-401	352	522-766	.682	502	176	303	624-26	411	711	1193-39.8	2399-80.0
1994-95	34	1035-2080	.498	179-508	352	697-987	.706	641	168	302	632-15	476	804	1367-40.2	2946-86.7
1995-96	30	860-1917	.449	185-544	340	535-783	.683	529	88	329	652-15	405	664	1158-38.6	2440-81.3
1996-97	32	836-1800	.465	118-378	312	616-904	.681	518	112	274	600-18	346	793	1226-38.3	2406-75.2
1997-98	32	908-1969	.461	166-476	349	538-794	.678	602	158	275	637-28	369	793	1271-39.7	2520-78.8
1998-99	34	1044-2108	.495	184-504	365	601-857	.701	674	202	431	672-7	417	835	1343-39.5	2873-84.5
1999-00	35	1001-2151	.465	195-553	353	486-710	.685	667	235	355	637-13	418	820	1354-38.7	2683-76.7
2000-01	36	1120-2313	.484	205-540	380	622-894	.696	692	213	322	713-10	543	935	1478-41.1	3067-85.2
2001-02	36	1083-2248	.482	217-580	374	677-933	.726	714	216	302	640-8	473	1006	1479-41.1	3060-85.0
2002-03	31	901-1940	.464	204-523	390	466-654	.713	573	198	322	588-6	409	832	1241-40.0	2472-79.7
2003-04	32	891-2021	.441	165-490	337	530-840	.631	451	215	274	631-21	501	821	1322-41.3	2477-77.4
2004-05	32	920-2094	.439	180-542	332	600-826	.726	499	200	267	610-17	479	906	1385-43.3	2620-81.9
2005-06	32	875-1952	.448	155-415	373	600-821	.731	512	191	258	623-15	458	814	1272-39.8	2505-78.3

1 TEAM

OPPONENT YEAR-BY-YEAR STATS

YEAR	--TOTAL--			--3PT--			FTM-FTA	PCT	AST	BLK	STL	PF-DQ	OFF	DEF	TOTAL	TOTAL
	GP	FGM-FGA	.PCT	FGM-FGA	.PCT	REBS							REBS	REBS-AVG	PTS-AVG	
1950-51	27	510-na	--	--	--	400-663	.603	--	--	--	--	--	--	--	--	1420-52.6
1951-52	stats not available															1116-46.5
1952-53	23	369-na	--	--	--	515-788	.654	--	--	--	--	--	--	--	--	1256-54.3
1953-54	30	539-na	--	--	--	594-888	.668	--	--	--	--	--	--	--	--	1672-55.7
1954-55	stats not available															1486-61.9
1955-56	24	509-1470	.346	--	--	537-733	.732	--	--	--	--	--	--	--	977-40.7	1555-64.8
1956-57	26	553-1414	.391	--	--	484-729	.661	--	--	--	--	--	--	--	940-36.2	1590-61.5
1957-58	29	583-1687	.352	--	--	497-735	.676	--	--	--	--	--	--	--	1031-35.6	1671-57.6
1958-59	23	444-1201	.369	--	--	408-584	.697	--	--	--	--	--	--	--	814-35.4	1296-57.6
1959-60	23	529-1331	.397	--	--	343-490	.700	--	--	--	--	--	--	--	795-34.6	1407-56.3
1960-61	26	642-1676	.384	--	--	473-679	.697	--	--	--	--	--	--	--	1119-43.0	1757-61.2
1961-62	25	700-1669	.419	--	--	405-679	.649	--	--	--	--	489-	--	--	1115-44.6	1805-67.6
1962-63	21	614-1336	.460	--	--	276-624	.697	--	--	--	--	336-	--	--	879-41.9	1504-71.6
1963-64	26	736-1618	.455	--	--	509-396	.692	--	--	--	--	462-14	--	--	1145-44.0	1964-75.5
1964-65	26	686-1655	.415	--	--	417-735	.714	--	--	--	--	490-23	--	--	1021-30.3	1789-68.8
1965-66	25	649-1603	.405	--	--	415-584	.706	--	--	--	--	454-11	--	--	1029-41.2	1711-68.4
1966-67	25	644-1380	.467	--	--	340-588	.714	--	--	--	--	393-7	--	--	928-37.1	1628-65.1
1967-68	24	670-1533	.437	--	--	434-476	.701	--	--	--	--	419-12	--	--	1188-49.0	1744-73.9
1968-69	26	858-1846	.465	--	--	472-619	.725	--	--	--	--	488-18	--	--	1225-47.1	2188-84.1
1969-70	26	762-1695	.449	--	--	421-651	.680	--	--	--	--	472-13	--	--	1082-41.6	1945-74.7
1970-71	26	743-1625	.457	--	--	422-619	.703	308	--	--	--	544-24	--	--	1056-40.6	1908-73.4
1971-72	32	843-1933	.436	--	--	417-600	.687	302	--	--	--	607-30	--	--	1040-32.5	2107-65.8
1972-73	30	947-2023	.449	--	--	332-607	.686	363	--	--	--	598-23	--	--	1043-34.8	2226-74.2
1973-74	28	798-1993	.400	--	--	335-484	.705	278	--	--	--	513-11	--	--	1066-38.1	1931-69.0
1974-75	29	916-2075	.441	--	--	331-475	.694	355	--	--	--	634-28	--	--	999-34.5	2163-74.6
1975-76	28	867-1954	.444	--	--	346-477	.725	307	--	--	--	575-25	--	--	1024-36.6	2080-74.3
1976-77	27	804-1845	.436	--	--	393-489	.722	299	58	202	529-21	--	--	--	978-36.2	2001-74.1
1977-78	28	906-2001	.453	--	--	415-612	.678	363	60	227	563-14	--	--	--	1057-37.7	2227-79.5
1978-79	30	912-1923	.474	--	--	416-601	.692	402	99	240	576-17	--	--	--	1036-34.5	2240-74.7
1979-80	31	926-1952	.474	--	--	374-534	.700	476	83	231	662-31	--	--	--	1000-32.3	2226-71.8
1980-81	31	879-1860	.473	--	--	406-582	.698	454	76	254	613-27	--	--	--	954-30.8	2164-69.8
1981-82	31	666-1424	.468	--	--	372-548	.679	326	80	150	581-30	--	--	--	802-27.7	1704-58.8
1982-83	29	808-1783	.453	--	--	425-634	.670	385	78	144	655-22	--	--	--	1022-34.1	2141-71.4
1983-84	30	889-1922	.462	--	--	373-537	.694	465	66	170	644-32	--	--	--	996-31.1	2151-67.2
1984-85	32	981-2136	.459	--	--	440-637	.691	510	84	192	681-26	--	--	--	1222-33.0	2404-65.0
1985-86	33	873-1820	.480	--	--	420-575	.730	457	78	187	639-16	--	--	--	1017-30.0	2166-65.6
1986-87	26	728-1521	.479	113-245	.561	336-491	.684	425	61	193	497-12	298	520	871-33.5	1905-73.3	
1987-88	31	840-1744	.482	126-318	.396	421-589	.715	488	60	203	567-	347	599	1010-32.6	2227-71.8	
1988-89	29	798-1722	.463	125-339	.369	431-615	.701	475	72	171	531-13	330	604	1024-34.6	2152-74.2	
1989-90	33	911-2122	.429	175-490	.357	566-811	.698	535	103	238	692-25	466	676	1244-37.7	2563-77.7	
1990-91	28	817-1827	.447	161-465	.346	427-631	.677	475	128	179	595-18	384	645	1114-39.8	2222-79.4	
1991-92	29	829-1763	.470	164-440	.373	467-729	.641	460	152	165	612-18	378	656	1130-39.0	2289-78.9	
1992-93	28	813-1812	.449	163-446	.313	437-661	.661	521	170	203	544-17	408	694	1186-42.4	2226-79.5	
1993-94	30	798-1846	.432	168-526	.319	433-640	.640	448	145	213	632-17	367	687	1148-38.3	2197-73.2	
1994-95	34	923-2098	.440	241-685	.352	427-651	.656	511	573	220	727-34	398	647	1142-33.6	2514-73.9	
1995-96	30	780-1730	.451	195-537	.363	533-731	.729	429	155	195	594-21	321	693	1114-37.1	2288-76.3	
1996-97	32	752-1857	.405	195-601	.325	437-654	.668	425	122	229	669-29	335	666	1092-34.1	2136-66.8	
1997-98	32	799-1957	.408	220-667	.330	488-740	.660	421	113	233	638-33	398	721	1209-37.8	2306-72.1	
1998-99	34	772-1991	.388	213-703	.303	502-763	.658	447	104	279	706-26	410	690	1209-35.6	2259-66.4	
1999-00	35	844-2098	.402	218-659	.331	480-705	.681	491	140	295	650-14	494	802	1296-37.0	2386-68.2	
2000-01	36	888-2196	.404	242-705	.343	587-829	.708	444	144	262	738-10	507	792	1299-36.1	2605-72.4	
2001-02	36	920-2304	.399	227-717	.317	485-712	.681	489	128	256	741-15	508	839	1347-37.4	2552-70.9	
2002-03	31	704-1864	.378	208-646	.322	453-647	.700	399	135	217	591-0	430	726	1156-37.3	2069-66.7	
2003-04	32	774-1910	.405	228-623	.366	532-739	.720	409	141	247	696-26	420	813	1233-38.5	2308-72.1	
2004-05	32	854-2096	.407	239-695	.344	485-726	.668	447	163	267	663-21	467	811	1278-39.9	2432-76.0	
2005-06	32	808-1938	.417	244-665	.367	492-717	.686	461	149	275	650-19	420	738	1158-36.2	2352-73.5	



ALL-TIME RESULTS

Game-by-game results for every Maryland basketball season since 1910-11. Maryland was known as Maryland Agricultural College until 1915, and as Maryland State College from 1916-1919. Maryland's conference affiliations: Atlantic Coast Conference since 1953-54, and the Southern Conference from 1923-24 to 1952-53.

An all-college basketball team was formed in 1904-05 and played just two games. Due to a fire in 1912 which burnt the armory and college gymnasium, the team that was fielded in 1913-14 did not have a regular home, practiced only three times all season and lost 16 games. Another team was not fielded until 1918-19.

In 1918-19, Maryland State participated in the District Intercollegiate Basketball League, in which all games were played at the Washington YMCA. Another season would not be conducted until Maryland opened its new facility at The Gymnasium, inside Annapolis Hall, in 1923-24. It is considered to be the school's first "varsity" team.

Home games were played at The Gymnasium from 1923-24 to 1930-31. Home games were played at Ritchie Coliseum from 1931-32 to 1954-55. Home games from 1955-56 through 2001-02 were played at Cole Field House. Beginning in 2002-03, Maryland moved to Comcast Center.

Maryland and opponent Associated Press rankings are in brackets - AP polls began in 1948-49. From 1960-61 to 1967-68, the Associated Press ranked only the nation's top 10 teams.

- indicates conference games

H. BURTON SHIPLEY



24 Seasons
1923-24 to
1946-47
Rec.: 243-199
Conf.: 124-91

1923-24

Record: 5-7 H: 3-6 A: 1-0 N: 1-1
SC: 1-2, 11th place

George Washington	W	41-22
Gallaudet	W	42-28
Catholic	L	13-30
F6	• No. Carolina	L 20-26
	• Virginia	L 13-26
F9	at Richmond	W 24-22
	Catholic	L 14-20
	George Washington	L 19-20
	• Washington & Lee	W 22-21
	VMI	L 12-21
	VMI	W 34-19
F29	Georgia	L 25-29

1-SoCon Tournament at Atlanta, Ga.

1924-25

Record: 12-5 H: 7-2 A: 4-2 N: 1-1
SC: 3-1, 4th place

• Virginia	W	24-18
at Columbia	W	24-23
at Stevens Institute	W	21-19
	at Navy	L 16-23
	Lafayette	W 30-15
	at Catholic	W 18-14
	Stevens Institute	W 21-17
J31	• No. Carolina	L 16-21
	Gallaudet	W 25-14
	Washington College	L 16-27
	at Pnncceton	L 24-38
	City College of NY	W 22-16
	• South Carolina	W 38-22
	• at Virginia	W 36-25
F26	Alabama	W 27-21
F27	NC State	L 18-30
	Catholic	W 27-17

1-SoCon Tournament at Atlanta, Ga.

1925-26

Record: 14-3 H: 10-1 A: 4-1 N: 0-1
SC: 7-1, 4th place

• Washington & Lee	W	40-27
	at Navy	W 21-12
J12	Richmond	W 30-14
	• at VMI	W 30-21
	• at Washington & Lee	W 33-20
	• at Virginia Tech	W 19-17
	• at Virginia	L 28-34
F9	• No. Carolina	W 23-22
	West Virginia	W 25-15
	Duke	W 41-20
	• Virginia	W 30-21
	Pnncceton	W 32-26
	Gallaudet	W 40-13
	Washington College	W 30-26
	Stevens Institute	L 24-27
	• Virginia Tech	W 30-14
F26	Mississippi	L 19-22

1-SoCon Tournament at Atlanta, Ga.

1926-27

Record: 10-10 H: 7-2 A: 3-7 N: 0-1
SC: 6-4, 9th place

at Amccan	L	16-21
• Washington & Lee	W	44-32
J4	at Michigan	L 25-39
	• at Virginia	L 17-22
	at Navy	L 30-32
	Washington College	L 18-22
	• Georgia	W 34-33
	Gallaudet	W 39-26
	Stevens Institute	W 27-18
F7	• No. Carolina	W 28-20
F8	• No. Carolina	L 23-32
F9	at Pennsylvania	W 26-21
	• at Washington & Lee	L 32-34

• at VMI	W	32-15
• Virginia (OT)	W	29-28
• at NC State	L	23-38
at Washington College	L	16-21
Westem Maryland	W	32-25
F19	• at No. Carolina	W 23-19
F25	Georgia	L 22-27

1-SoCon Tournament at Atlanta, Ga.

1927-28

Record: 14-4 H: 11-0 A: 3-4
SC: 8-1, 3rd place (tie)

D19	• Washington & Lee	W 38-24
J12	• at Virginia Tech	W 29-20
J13	• at Washington & Lee	W 31-28
J14	• at VMI	W 23-9
J18	Gallaudet	W 45-20
J19	• Kentucky	W 37-7
J20	at Johns Hopkins	L 20-22
J25	St. John's (Annapolis)	W 25-22
J27	• Virginia	W 26-20
J30	Stevens Institute	W 31-24
F4	at Navy	L 26-35
F8	at Pennsylvania	L 26-30
F10	• NC State	W 36-24
F13	• at Virginia	L 12-34
F17	Washington College	W 22-20
F21	Johns Hopkins	W 23-19
F23	• Virginia Tech	W 30-10
F24	Westem Maryland	W 30-29

1928-29

Record: 7-9 H: 3-5 A: 4-3 N: 0-1
SC: 2-5, 21st place

D20	William & Mary	W 30-20
D22	at Pennsylvania	L 18-30
J9	Randolph Macon	L 20-33
J15	• at Virginia	W 30-22
J18	Johns Hopkins	L 23-25
J26	St. John's (Annapolis)	W 20-18
F1	• Virginia	L 22-25
F2	• Washington & Lee	L 22-47
F4	• at Virginia Tech	L 29-39
F5	• at VMI	W 30-27
F6	• at Washington & Lee	L 18-42
F8	• No. Carolina	L 22-28
F13	at Navy	W 30-27
F15	Westem Maryland	W 32-17
F23	at Johns Hopkins	W 19-18
M1	Mississippi	L 35-37

1-SoCon Tournament at Atlanta, Ga.

1929-30

Record: 16-6 H: 10-3 A: 6-2 N: 0-1
SC: 9-5, 10th place

D13	William & Mary	W 27-23
J9	• Duke	L 27-28
J11	Catholic	W 37-30
J14	• Virginia	W 54-20
J17	Johns Hopkins	W 41-24
J22	at Navy	W 43-39
J25	• Virginia Tech	W 44-27
F1	• NC State	L 26-28
F3	• Washington & Lee	L 25-29
F6	Westem Maryland	W 37-18
F8	• No. Carolina	W 36-33
F11	• at Virginia Tech	W 34-23
F12	• at VMI	W 44-25
F13	• at Washington & Lee	L 21-36
F15	• Virginia	W 51-29
F18	• at NC State	W 21-19
F19	• at No. Carolina	W 29-22
F20	• at Duke	L 24-39
F22	at Johns Hopkins	W 39-24
F22	• VMI	W 39-21
F25	St. John's (Annapolis)	W 42-25
F28	Kentucky	L 21-26

1-SoCon Tournament at Atlanta, Ga.

1930-31

Record: 18-4 H: 10-2 A: 4-2 N: 4-0
SC: 8-1, 2nd place, SoCon Tournament Champion

J7	Gallaudet	W 38-29
J9	• at VMI	W 35-18
J10	• at Washington & Lee	W 36-21
J15	• Duke	W 32-24
J17	Loyola (Md.)	L 30-33
J22	at Johns Hopkins	W 33-20
J30	• VMI	W 44-20
J31	• Virginia Tech	W 33-16
F2	• at Virginia	L 31-34

F3	• Washington & Lee	W 28-17
F6	at Catholic	W 24-21
F10	• No. Carolina	W 33-31
F11	Washington College	L 32-33
F13	• Virginia	W 34-21
F14	Westem Maryland	W 45-35
F17	St. John's (Annapolis)	W 32-27
F21	at Navy	L 33-36
F25	Johns Hopkins	W 31-22
F27	Louisiana State	W 37-33
F28	No. Carolina	W 19-17
M2	Georgia	W 26-25
M3	Kentucky	W 29-27

1-SoCon Tournament at Atlanta, Ga.

1931-32

Record: 16-4 H: 11-1 A: 5-2 N: 0-1
SC: 9-1, SoCon Regular Season Co-Champion

D30	at Wisconsin	L 30-32
J11	Loyola (Md.)	L 27-28
J15	• at Washington & Lee	W 42-38
J16	• at VMI	W 43-28
J20	Navy	W 26-15
J21	• at Virginia	W 36-31
J23	at Johns Hopkins	W 33-26
J26	• VMI	W 38-20
J30	• Virginia Tech	W 51-16
F3	Catholic	W 39-34
F6	• No. Carolina	W 26-25
F10	Washington College	W 36-16
F12	Westem Maryland	W 25-15
F13	• Virginia	W 46-18
F15	• Washington & Lee	W 49-19
F17	St. John's (Annapolis)	W 24-20
F19	• at No. Carolina	L 26-32
F20	• at Duke (OT)	W 20-18
F23	Johns Hopkins	W 38-24
F26	Florida	L 24-39

1-SoCon Tournament at Atlanta, Ga.

1932-33

Record: 11-9 H: 10-2 A: 1-6 N: 0-1
SC: 7-3, 3rd place

D23	Wisconsin	L 13-22
J7	• at Virginia Tech	W 40-20
J12	• Duke	W 30-28
J13	• at VMI	L 29-30
J14	• at Washington & Lee	L 40-43
J18	at Johns Hopkins	L 27-37
J21	• Virginia Tech	W 37-21
J25	at Catholic	L 27-29
J28	at Navy	L 21-59
J31	• at Virginia	L 19-26
F3	• No. Carolina	W 42-29
F4	Georgia	L 36-40
F8	• Washington College	W 35-27
F9	• Virginia	W 37-28
F11	• Washington & Lee	W 46-28
F14	• VMI	W 45-29
F16	St. John's (Annapolis)	W 34-22
F18	Westem Maryland	W 37-32
F22	Johns Hopkins	W 35-31
F24	South Carolina	L 28-65

1-SoCon Tournament at Raleigh, NC (Memorial Auditorium)

1933-34

Record: 11-8 H: 9-4 A: 2-3 N: 0-1
SC: 6-1, 3rd place

D18	Michigan	W 29-25
D30	Indiana	L 17-30
J5	at West Virginia	L 24-26
J11	• Duke	W 37-33
J13	• at Virginia Tech	W 29-24
J20	• Virginia Tech	W 34-32
J24	at Johns Hopkins	L 32-35
J26	• at Virginia	W 43-20
J30	• No. Carolina	L 24-28
F2	Catholic	W 33-25
F3	at Navy	L 27-46
F6	• Virginia	W 28-25
F9	Richmond	L 33-44
F10	Westem Maryland	W 49-33
F13	• VMI	W 36-27
F15	St. John's (Annapolis)	L 32-37
F17	Washington College	W 44-33
F21	Johns Hopkins	W 32-19
M1	Washington & Lee	L 37-45

1-SoCon Tournament at Raleigh, NC (Memorial Auditorium)

1934-35

Record: 8-10 H: 6-8 A: 2-2
SC: 4-3, 5th place

D20	Indiana	L 29-30
D29	Ohio State	W 50-41
J2	West Virginia	L 29-39
J4	• South Carolina	W 35-21
J8	• VMI	W 39-24
J11	• Duke	L 39-48
J16	Washington College	W 44-24
J18	• No. Carolina	L 31-39
J30	at Navy	L 36-43
F2	• Virginia	W 44-24
F9	Richmond	L 26-56
F12	at Catholic	L 29-45
F16	• Washington & Lee	L 29-33
F20	• at Virginia	W 33-32
F26	at Johns Hopkins	W 41-35
M2	St. John's (Annapolis)	L 17-24
M6	Johns Hopkins	W 52-25
M11	Georgetown	L 24-25

1935-36

Record: 14-6 H: 9-3 A: 4-2 N: 1-1
SC: 4-3, 4th place

J7	• VMI	W 44-29
J10	• at Washington & Lee	L 27-30
J11	• at VMI	W 53-32
J15	at Navy	W 32-20
J18	Richmond	W 28-24
J21	Baltimore City College	W 55-33
J23	Washington College	W 46-34
J25	• No. Carolina	L 32-44
J30	William & Mary	W 41-39
F1	• Duke	W 38-34
F6	• Virginia	W 40-34
F10	at West Virginia	L 26-51
F11	• Washington & Lee	L 54-55
F12	St. John's (Annapolis)	W 40-28
F15	Catholic	L 29-40
F18	at Washington College	W 56-30
F19	Johns Hopkins	W 45-40
F21	at Georgetown	W 47-39
M5	Duke	W 43-35
M6	Washington & Lee	L 32-38

1-SoCon Tournament at Raleigh, NC (Memorial Auditorium)

1936-37

Record: 8-12 H: 7-4 A: 1-7 N: 0-1
SC: 5-8, 10th place (tie)

D17	• at Richmond	L 40-51
J6	Johns Hopkins	W 54-31
J8	• at Washington & Lee	L 27-51
J9	• at VMI	W 48-28
J14	Westem Maryland	W 48-36
J16	• Duke	L 31-34
J20	Washington College	W 41-20
J23	• Virginia	W 37-23
J28	• at NC State	L 33-35
J29	• at No. Carolina	L 24-41
J30	• at Duke	L 30-34
F3	at Navy	L 37-53
F6	• No. Carolina	L 35-44
F9	• William & Mary	W 41-29
F13	• VMI	W 45-28
F18	• Washington & Lee	L 35-41
F20	Georgetown	L 37-39
F23	at St. John's (Annapolis)	L 37-39
F24	• NC State	W 41-35
M4	at NC State	L 35-42

1-SoCon Tournament at Raleigh, NC (Memorial Auditorium)

1937-38

Record: 15-9 H: 10-3 A: 4-5 N: 1-1
SC: 6-4, 7th place

D16	• Richmond	L 26-31
D17	Michigan	L 26-43
J4	at Baltimore City College	W 50-32
J5	Randolph Macon	W 43-27
J7	• at Washington & Lee	L 29-31
J8	• at VMI	W 42-27
J12	at Georgetown	L 39-57
J15	• Duke	W 40-35
J27	at Virginia	W 39-23
J28	• at No. Carolina	L 24-43
J29	• at Duke	L 34-44
J31	• Virginia Tech	W 42-35
F2	at Navy	L 34-37
F3	New York University	L 27-42

2006-07 MARYLAND MEN'S BASKETBALL



1 TEAM

F5	• Washington & Lee	W	36-32
F10	• William & Mary	W	45-38
F11	• VMI	W	43-33
F12	Catholic	W	49-33
F16	at Washington College	W	43-42
F19	Dickinson College	W	57-27
F21	Johns Hopkins	W	56-30
F23	St. John's (Annapolis)	W	38-29
M4	The Citadel	W	45-43
M5	Duke	L	32-35

1-SoCon Tournament at Raleigh, N.C. (Memorial Auditorium)

1938-39
Record: 15-9 H: 9-2 A: 4-6 N: 2-1
SC: 8-3, 2nd place (tie)
SoCon Tournament Finalist

D13	• at Richmond	L	34-39
D15	• Clemson	W	45-35
D16	• Davidson	W	44-27
J4	at Pennsylvania	L	24-36
J7	at Army	L	25-45
J11	at Navy	L	37-47
J13	• Duke	W	37-34
J14	Hampden-Sydney	W	34-25
J20	• No. Carolina	W	34-32
J28	Virginia	W	31-21
F2	• at Duke	W	60-44
F3	• at No. Carolina	W	66-41
F4	• at NC State	L	40-46
F8	Georgetown	L	25-39
F11	• Washington & Lee	W	39-37
F14	• William & Mary	L	49-57
F15	at St. John's (Annapolis)	W	48-20
F18	• VMI	W	53-35
F20	at Catholic	W	40-38
F22	at Geo. Washington	L	24-37
F24	Washington College	W	47-37
M2	Richmond	W	47-32
M3	at NC State	W	53-29
M4	Clemson	L	27-39

1-SoCon Tournament at Raleigh, N.C. (Memorial Auditorium)

1939-40
Record: 14-9 H: 9-2 A: 4-6 N: 1-1
SC: 7-5, 5th place

D12	Western Maryland	W	48-32
D14	Randolph Macon	W	47-16
J1	• Clemson	W	53-26
J3	at Pennsylvania	L	34-41
J4	at Rutgers	W	51-39
J5	at Rhode Island	L	53-59
J9	• Duke	W	32-30
J13	• Richmond	W	35-19
J17	at Georgetown	W	28-27
J19	• Virginia Tech	W	49-41
J20	• Washington & Lee	L	25-44
J26	• at NC State	W	43-36
J27	• at Clemson	L	30-48
J29	• at South Carolina	L	30-33
J30	• at Duke	L	37-48
F3	Johns Hopkins	W	49-36
F7	• at VMI	W	60-33
F8	• at Washington & Lee	L	19-39
F17	Catholic	W	46-31
F20	• VMI	W	27-25
F22	George Washington	L	26-44
F28	Washington & Lee	W	43-30
M1	Duke	L	32-44

1-Southern Conference Tournament at Raleigh, N.C. (Memorial Auditorium)

1940-41
Record: 1-21 H: 1-10 A: 0-11
SC: 0-13, 15th place

D14	• Richmond	L	36-48
D17	at Johns Hopkins	L	24-38
D19	• Clemson	L	34-48
J8	at Pennsylvania	L	32-43
J11	• Duke	L	26-40
J14	• at Washington & Lee	L	41-59
J15	• at VMI	L	30-64
J17	at Georgetown	L	34-51
J24	• No. Carolina	L	36-55
J31	• at Richmond	L	17-38
F1	• at Duke	L	17-43
F3	• at No. Carolina	L	29-44
F5	at Navy	L	27-52
F6	at Virginia	L	18-47
F8	• Washington & Lee	L	15-42
F10	at Geo. Washington	L	28-61
F14	• William & Mary	L	40-58
F15	Connecticut	L	43-52
F18	• VMI	L	27-41
F19	Rutgers	L	45-50
F21	• Virginia Tech	L	39-48
F22	Washington College	W	26-18

1941-42
Record: 7-15 H: 4-5 A: 3-10
SC: 3-8, 12th place (tie)

D13	• at Richmond	W	41-23
D16	• at William & Mary	L	34-39
D19	at West Virginia	L	36-63
D30	at Seton Hall	L	15-59
D31	at City College of NY	L	40-57
J2	at St. John's	L	48-64
J9	at Virginia	W	35-34
J10	• at Duke	L	33-37
J16	Washington College	W	28-25
J21	at Georgetown	W	51-42
J24	• George Washington	L	29-47
J29	Virginia	W	36-26
F2	• at VMI	L	41-46
F3	• at Washington & Lee	L	44-52
F7	• Washington & Lee	L	28-30
F11	at Navy	L	47-61
F13	• William & Mary	W	42-32
F14	West Virginia	L	27-41
F18	at Army	L	32-44
F20	• No. Carolina	L	30-34
F25	• Duke	L	46-64
F27	• VMI	W	39-36

1942-43
Record: 8-8 H: 5-3 A: 3-5
SC: 5-5, 9th place

D10	• Richmond	W	32-28
J1	• No. Carolina	W	47-40
J9	Virginia	W	53-49
J13	at Pennsylvania	L	49-51
J15	• at Washington & Lee	L	40-50
J16	• at VMI	L	34-35
J23	• at Geo. Washington	L	43-48
J30	at Navy	W	63-54
F6	at Army	L	40-44
F12	• Duke	L	43-46
F13	• Washington & Lee	W	55-35
F15	at Virginia	W	56-42
F16	• at No. Carolina	W	40-31
F20	Georgetown	L	36-46
F23	• William & Mary	W	51-36
F25	• VMI	L	35-36

1943-44
Record: 4-14 H: 3-6 A: 1-7 N: 0-1
SC: 2-1, 4th place

D11	Quantico Mannes	L	33-59
D17	Marshall	L	39-46
D21	Bainbridge Navy	L	20-52
J8	at Virginia	L	20-52
J15	• VMI	W	43-36
J22	Hampden-Sydney	L	43-51
J24	at Bainbridge Navy	L	25-78
J26	Fort Belvoir	L	29-60
J29	Catholic	W	33-31
F5	Virginia	L	26-49
F8	at Catholic	L	33-53
F9	Woodrow Gen Hospital	W	48-26
F12	• at Richmond	L	34-65
F18	at Woodrow Gen Hospital	L	25-35
F19	• at VMI	W	31-29
F24	at NC State	L	23-42
F26	at Navy	L	35-69
M1	at Army	L	22-85

1-SoCon Tournament at Raleigh, N.C. (Memorial Auditorium)

1944-45
Record: 2-14 H: 1-5 A: 1-8 N: 0-1
SC: 2-5, 9th place

D21	Gallaudet	L	26-27
J5	• at No. Carolina	L	28-53
J6	• at Duke	L	24-51
J8	• at NC State	L	32-46
J10	at Navy	L	33-70
J13	• VMI	W	46-28
J18	Manna Corps Institute	L	34-50
J20	• NC State	L	42-57
J27	Hampden-Sydney	L	42-43
F3	at Virginia	L	26-57
F5	• at VMI	L	27-35
F10	Virginia	L	33-61
F17	• at William & Mary	W	53-46
F22	Duke	L	49-76
F27	at U.S. Merchant Marines	L	41-54
F28	at Army	L	34-54

1-SoCon Tournament at Raleigh, N.C. (Memorial Auditorium)

1945-46
Record: 9-12 H: 8-4 A: 1-7 N: 0-1
SC: 5-4, 5th place

D18	Manne Corps Institute	W	61-46
D20	Marshall	L	43-50
D21	Quantico Mannes	L	47-50
J4	• at Duke	L	25-59
J5	• at NC State	W	47-39
J7	• at No. Carolina	L	28-64
J16	at Navy	L	35-44
J19	• NC State	W	37-33
J23	at Virginia	L	45-48
J25	• Duke	W	43-38
J26	Hampden-Sydney	W	35-32
F2	• George Washington	W	48-35
F8	• No. Carolina	L	31-33
F9	Virginia	W	37-36
F14	U.S. Merchant Marines	W	43-39
F16	• Richmond	W	37-31
F20	• at William & Mary	L	36-42
F23	West Virginia	L	33-35
F26	at U.S. Merchant Marines	L	31-48
F27	at Army	L	25-52
M1	• No. Carolina	L	27-54

1-Southern Conference Tournament at Raleigh, N.C. (Memorial Auditorium)

1946-47
Record: 14-10 H: 9-3 A: 5-6 N: 0-1
SC: 9-5, 5th place

D14	at West Virginia	L	43-81
D17	Western Maryland	W	49-39
D18	Johns Hopkins	W	41-36
J3	at Quantico Mannes	W	62-48
J4	• at No. Carolina	L	42-58
J8	• Richmond	L	39-41
J10	• George Washington	W	44-43
J16	• at Washington & Lee	W	65-60
J17	• at Virginia Tech	W	57-49
J18	• at VMI	W	61-50
J22	at Navy	L	27-55
J24	• No. Carolina	W	61-57
J31	• Washington & Lee	W	59-50
F4	Georgetown	W	55-49
F10	• George Washington	L	48-63
F15	• at Richmond	L	49-68
F17	• Virginia Tech	W	55-42
F18	• Duke	L	38-40
F19	at U.S. Merchant Marines	L	47-73
F24	at Army	W	57-54
F26	• The Citadel	W	52-40
M1	• VMI	W	53-45
M12	at Pennsylvania	L	54-80
M13	NC State	L	43-55

1-SoCon Tournament at Durham, N.C. (Duke Indoor Stadium)

FLUCIE STEWART



3 Seasons
1947-48 to
1949-50
Rec.: 27-48
Conf.: 22-27

1947-48
Record: 11-14 H: 6-4 A: 5-9 N: 0-1
SC: 9-7, 4th place

D11	at Western Maryland	W	63-58
D12	Loyola (Md.)	L	52-63
D16	• Davidson	W	59-58
D17	• at Washington & Lee	L	64-70
D18	• at VMI	W	53-46
D20	at Johns Hopkins	W	64-53
J3	• at No. Carolina	L	46-70
J5	• at Duke	L	42-53
J7	at Georgetown	L	40-52
J10	• Clemson	W	49-42
J12	at Virginia	L	44-64
J14	at Navy	L	47-51
J16	• South Carolina	W	68-54
J17	• VMI	L	63-48
J31	at Army	L	44-48
F1	• Washington & Lee	W	64-38
F11	• at Geo. Washington	L	49-65
F13	• No. Carolina	L	47-51
F16	Virginia	L	56-68
F19	• Richmond	W	60-53
F21	• at South Carolina	W	54-53
F23	• at Clemson	W	63-61
F26	• at Richmond	L	62-64

M1	• George Washington	L	35-59
M4	Davidson	L	51-58

1-SoCon Tournament at Durham, N.C. (Duke Indoor Stadium)

1948-49
Record: 9-18 H: 4-5 A: 5-11 N: 0-2
SC: 8-7, 7th place

D4	at Temple	L	49-67
D9	• Virginia Tech	W	60-51
D11	at Loyola (Md.)	L	75-77
D13	• Richmond	L	45-54
D16	Virginia	L	47-53
D18	• Clemson	W	74-50
J3	• at No. Carolina	L	47-55
J4	• Davidson	L	49-52
J7	at Virginia	L	43-79
J10	at Georgetown	L	51-53
J12	at Pennsylvania	L	67-81
J22	at Navy	L	46-52
J26	• George Washington	L	54-66
J28	at Miami-OH	W	43-42
J29	at Miami-OH	L	48-58
F2	at Cincinnati	L	33-70
F4	• at VMI	W	53-45
F5	• at Washington & Lee	W	66-60
F8	• South Carolina	W	79-49
F11	• No. Carolina	L	52-66
F17	Georgetown	L	52-56
F19	• at South Carolina	W	57-56
F20	• at Clemson	L	49-68
F24	• at Richmond	W	66-51
F26	• at Geo. Washington	L	42-61
F28	• VMI	W	70-55
M3	No. Carolina	L	61-79

1-at Charlottesville, Va. (Memorial Gymnasium), 2-at Cincinnati, Ohio (Music Hall), 3-SoCon Tournament at Durham, N.C. (Duke Indoor Stadium)

1949-50
Record: 7-18 H: 6-6 A: 1-12
SC: 5-13, 13th place

D3	• at Virginia Tech	L	57-63
D5	at Tennessee	L	40-61
D6	at Virginia	L	56-66
D10	• Washington & Lee	W	65-46
D14	at Pennsylvania	L	52-54
D16	• Clemson	L	55-60
D17	at Navy	L	62-75
D19	Ohio Wesleyan	L	71-75
J2	• at No. Carolina	L	53-55
J3	• at Duke	L	46-58
J7	at Georgetown	W	71-65
J10	• William & Mary	L	52-56
J12	• at Richmond	L	49-59
J14	• George Washington	L	51-72
J21	• at William & Mary	L	56-64
F1	• VMI	W	65-53
F3	• No. Carolina	L	56-69
F6	• at VMI	L	61-62
F10	• Duke	W	67-57
F13	• South Carolina	L	56-61
F14	Virginia	W	70-52
F18	• Davidson	W	64-61
F21	• Richmond	W	67-48
F24	• at South Carolina	L	44-59
F25	• at Clemson	L	68-70

1950-51
Record: 16-11 H: 10-3 A: 5-7 N: 1-1
SC: 11-8, 8th place

D1	Virginia	W	59-57
D6	at Pennsylvania	L	65-74
D11	• William & Mary	W	48-41
D13	at Virginia	W	46-43
D18	• Washington & Lee	W	52-43
D19	Rutgers	W	51-45
J2	• at No. Carolina	W	67-59
J6	• at Richmond	W	48-42
J10	at Navy	L	47-51
J13	Georgetown	W	58-47
J15	• Virginia Tech	L	57-86
J20	• No. Carolina	W	56-55
F1	• at Davidson	W	57-55

BUD MILLIKAN



17 Seasons
1950-51 to
1966-67
Rec.: 243-182
Conf.: 130-109

1951-52
Record: 13-9 H: 8-1 A: 5-7 N: 0-1
SC: 9-5, 6th place (tie)

D2	at Virginia	W	59-42
D5	• Washington & Lee	W	71-51
D8	at Pennsylvania	L	52-53
D12	• William & Mary	W	54-53
D15			



2002 NCAA CHAMPIONS
2004 ACC CHAMPIONS

F11	[11]	Washington & Lee	W	76-43
F13	[11][16]	at Navy (OT)	W	61-60
F15	[11]	Wake Forest	W	74-53
F16	[11][14]	Duke	L	61-68
F18	[11]	Georgetown	W	53-50
F23	[11]	at Geo. Washington	L	57-70
F25	[11]	William & Mary	W	74-55
M4	[17]	Clemson	W	75-59
M5	[17]	Wake Forest (OT)	L	56-64

1-All-American City Tournament at Owensboro, Ky.
2-ACC Tournament at Raleigh, N.C. (Reynolds Coliseum)

1954-55

Record: 17-7 H: 7-2 A: 7-4 N: 3-1
ACC: 10-4, 3rd place

D4	Georgetown	W	60-43
D7	Duke	W	49-47
D10	[17] Wake Forest (OT)	L	58-62
D14	at Virginia	W	72-69
D17	at Duke	L	61-68
D18	at No. Carolina	W	70-60
D27	Texas Tech	W	58-54
D28	Rhode Island	W	83-66
D30	Cincinnati	W	78-61
J4	[11] South Carolina	W	68-51
J6	[11] Virginia	W	78-65
J8	[11] at Clemson	W	71-63
J10	[11] at South Carolina	W	68-52
J13	[11] [2] NC State	W	68-64
J18	[6] [9] at Geo. Washington	L	53-75
J29	[8] at Navy	W	60-54
F5	[12] at William & Mary	W	67-62
F8	[11] [6] George Washington	L	67-73
F12	[11] No. Carolina	W	63-61
F15	[11] Clemson	W	68-66
F19	[11] [7] at NC State	L	58-78
F21	[11] at Wake Forest	L	71-75
F25	[17] at Georgetown (2OT)	W	57-49
M3	[18] Virginia (OT)	L	67-68

1-All-American City Tournament at Owensboro, Ky.
2-ACC Tournament at Raleigh, N.C. (Reynolds Coliseum)

1955-56

Record: 14-10 H: 9-5 A: 5-4 N: 0-1
ACC: 7-7, 5th place

D2	Virginia	W	67-55
D8	William & Mary	W	52-51
D10	Wake Forest	W	61-51
D15	[12] Kentucky	L	61-62
D17	[11] No. Carolina	L	62-68
D29	[16] Michigan State	L	75-95
D30	St. Francis	W	75-66
J4	South Carolina	W	76-57
J5	[7] George Washington	W	62-48
J7	at Clemson	W	71-63
J9	at South Carolina	W	59-53
J12	[3] NC State	L	64-73
J14	[6] at Duke	L	62-76
J16	[9] at No. Carolina	L	55-64
J21	at Georgetown (OT)	W	62-57
F4	Navy	W	80-61
F7	[8] Duke	L	70-82
F11	[19] at Geo. Washington	W	67-46
F14	Clemson	W	61-69
F18	[5] at NC State	W	71-62
F20	at Wake Forest	L	60-76
F23	at Virginia	L	60-73
F25	Georgetown	W	72-61
M1	[11] Duke	L	69-94

1-Mid-Winter Festival at College Park, Md. (Cole Field House). 2-ACC Tournament at Raleigh, N.C. (Reynolds Coliseum)

1956-57

Record: 16-10 H: 8-2 A: 5-6 N: 3-2
ACC: 9-5, 2nd place

D1	at Virginia	W	67-63
D6	Fordham	L	62-68
D10	Wake Forest	W	59-53
D15	[3] at Kentucky	L	55-76
D17	[6] at No. Carolina	L	61-70
D30	Montana State	W	89-72
D31	New Mexico A&M	L	43-45
J1	Virginia	W	43-39
J4	at Clemson	W	59-52
J5	at South Carolina	L	60-68
J10	[15] Duke	W	62-51
J12	at Geo. Washington	W	68-48
J14	South Carolina	W	66-59
J16	Georgetown	W	82-69
J19	NC State	W	79-66
J31	[19] at Duke	L	60-72
F2	George Washington	W	84-67
F5	[1] No. Carolina (2OT)	L	61-65
F12	Virginia	W	85-64
F16	at NC State	W	56-49
F18	[17] at Wake Forest	L	58-62

F23	at Navy	L	55-56
F25	Clemson	W	74-65
F27	at Georgetown	W	62-59
M7	Virginia	W	71-68
M8	South Carolina	L	64-74

1-All-American City Tournament at Owensboro, Ky.
2-ACC Tournament at Raleigh, N.C. (Reynolds Coliseum)

1957-58

Record: 22-7 H: 10-1 A: 6-4 N: 6-2
ACC: 9-5, 4th place, ACC Tournament Champion
Postseason: NCAA East Region 3rd place, AP No. 6, UPI No. 6

D4	George Washington	W	64-55
D7	at Fordham	W	61-58
D9	Kentucky	W	71-62
D13	Wake Forest	W	58-58
D18	[6] Navy	W	88-58
D28	[6] Vanderbilt	W	71-56
D30	[6] Memphis State (3OT)	L	46-47
J3	[7] at South Carolina	W	72-59
J4	[7] at Clemson	L	66-73
J8	[11] Duke	W	74-49
J11	[11] [3] No. Carolina	W	74-61
J14	[8] at Georgetown	W	55-45
J20	[8][20] NC State	L	48-57
F1	[9] at Navy	W	64-51
F7	[8] at Virginia	W	87-66
F8	[8] at Wake Forest	W	74-67
F13	[9] Clemson	W	72-54
F15	[9][10] at NC State (3OT)	L	64-69
F18	[14] Virginia	W	69-56
M7	[14] [7] at Duke	L	59-68
F22	[14][16] at No. Carolina	L	59-66
F26	[17] Georgetown	W	56-46
M1	[17] South Carolina	W	99-59
M6	[17] Virginia	W	70-66
M7	[17] [6] Duke (OT)	W	71-65
M8	[17][13] No. Carolina	W	86-74
M11	[6] Boston College	W	86-63
M14	[6] [5] Temple	L	67-71
M15	[6] Manhattan	W	59-55

1-Sugar Bowl Tournament at New Orleans, La. (Loyola Field House). 2-ACC Tournament at Raleigh, N.C. (Reynolds Coliseum). 3-NCAA East Region First Round at New York, N.Y. (Madison Square Garden). 4-NCAA East Regional at Charlotte, N.C. (Charlotte Coliseum)

1958-59

Record: 10-13 H: 7-3 A: 2-8 N: 1-2
ACC: 7-7, 3rd place (tie)

D3	NC State	L	53-55
D6	at Northwestern	L	62-66
D10	Virginia	W	63-56
D15	[2] at Kentucky (OT)	L	56-58
D17	Navy	L	50-53
D20	Wake Forest	W	68-65
D29	[7] Mississippi State	L	45-56
D30	Loyola (Md.)	W	54-50
J7	Duke	W	64-31
J9	at South Carolina	W	59-41
J10	at Clemson	L	46-55
J14	Georgetown	W	61-53
J17	at Duke	L	69-72
F4	[2] at No. Carolina	L	57-64
F7	at Wake Forest	L	53-56
F10	G. Washington (OT)	L	65-66
F14	[6] at NC State	L	37-53
F16	Clemson	W	77-58
F18	at Virginia	L	50-52
F21	[1] No. Carolina	W	69-51
F25	at Georgetown	W	67-56
F27	at South Carolina	W	75-45
M5	Virginia	L	65-66

1-Sugar Bowl Tournament at New Orleans, La. (Loyola Field House). 2-ACC Tournament at Raleigh, N.C. (Reynolds Coliseum)

1959-60

Record: 15-8 H: 8-2 A: 7-5 N: 0-1
ACC: 9-5, 3rd place

D3	at Geo. Washington	W	64-57
D9	Virginia	W	70-62
D14	Georgetown	W	59-48
D18	Wake Forest	L	47-54
D28	[9] Indiana	L	63-72
D29	Fordham	W	76-54
J4	Yale	W	103-80
J8	South Carolina	W	85-52
J13	at Georgetown	L	51-66
J16	at Duke	W	56-48
J18	NC State	W	63-53
J20	at Navy	W	51-50
F3	[17] No. Carolina	L	66-75
F6	at Wake Forest	L	64-65
F10	at Virginia	W	44-43
F13	at NC State	L	46-48

F15	Clemson	W	70-55
F18	Duke	W	71-61
F20	G. Washington (OT)	W	86-84
F23	at No. Carolina	L	64-81
F26	at Clemson (2 OT)	W	66-59
F27	at South Carolina	W	72-55
M3	at NC State	L	58-74

1-Blue Grass Festival at Louisville, Ky. (Kentucky State Fairgrounds Pavilion). 2-ACC Tournament at Raleigh, N.C. (Reynolds Coliseum)

1960-61

Record: 14-12 H: 9-2 A: 3-8 N: 2-2
ACC: 6-8, 5th place

D1	Penn State	W	64-47
D3	at Virginia	W	57-52
D6	George Washington	W	80-68
D10	at Minnesota	W	64-53
D14	[12] at Georgetown	W	78-67
D17	[12] Wake Forest	L	60-72
D29	[11] No. Carolina	L	57-81
D30	[10] at NC State	L	67-75
D31	Wyoming	W	84-77
J7	at South Carolina	W	72-58
J11	Georgetown	W	55-47
J14	[8] at Duke	L	62-70
J16	[7] No. Carolina	L	62-58
J18	Navy	W	63-62
J21	NC State	W	75-57
F2	[5] at No. Carolina	L	56-63
F4	at Wake Forest	L	69-78
F10	at Clemson	L	59-76
F11	at South Carolina	L	61-64
F13	at NC State	L	68-83
F16	[3] Duke	W	76-71
F18	at Geo. Washington	L	44-63
F22	Virginia	W	77-62
F25	Clemson (OT)	W	82-80
M2	Clemson	W	91-75
M3	Wake Forest	L	76-98

1-Dixie Classic at Raleigh, N.C. (Reynolds Coliseum). 2-ACC Tournament at Raleigh, N.C. (Reynolds Coliseum)

1961-62

Record: 8-17 H: 4-6 A: 4-8 N: 0-3
ACC: 3-11, 7th place

D2	at Penn State	L	65-71
D6	Georgetown (2OT)	L	78-79
D12	NC State (OT)	L	68-73
D15	Minnesota	W	75-69
D16	[3] Wake Forest	W	79-62
D18	at Virginia	W	91-70
D29	Mississippi State	L	62-64
D30	Louisville	L	64-83
J3	at Geo. Washington	W	67-56
J6	South Carolina	L	77-86
J10	at Georgetown	W	83-70
J13	[10] at Duke	L	68-84
J16	George Washington	W	81-67
J20	at NC State	L	61-68
J22	at Miami	W	71-68
J3	at Navy	L	58-67
F6	No. Carolina	W	79-62
F9	at South Carolina	L	68-85
F10	at Clemson	L	61-73
F13	[7] Duke	L	53-79
F17	at Wake Forest	L	78-81
F19	at No. Carolina	L	67-70
F21	Virginia	L	68-72
F24	Clemson	L	68-75
M1	[8] Duke	L	58-71

1-Sugar Bowl Tournament at New Orleans, La. (Loyola Field House). 2-ACC Tournament at Raleigh, N.C. (Reynolds Coliseum)

1962-63

Record: 8-13 H: 5-6 A: 3-6 N: 0-1
ACC: 4-10, 6th place (tie)

D1	Penn State	L	61-62
D4	at Georgetown	L	70-79
D9	[2] at Duke	L	56-92
D11	NC State (OT)	L	74-76
D15	at Virginia	W	67-61
D19	Wake Forest	L	74-85
J5	South Carolina	W	68-63
J7	George Washington	W	74-72
J12	Navy	W	67-61
J14	[10] No. Carolina	L	56-78
J19	at NC State	L	59-79
F1	at Geo. Washington	W	68-67
F4	Georgetown	W	73-72
F7	at No. Carolina	L	68-82
F9	at Clemson	L	60-62
F11	at South Carolina	W	51-44
F14	at Wake Forest	L	54-75
F16	Virginia	L	69-71
F19	[2] Duke	L	70-76
F23	Clemson	W	69-67

F28	Wake Forest	L	41-80
-----	-------------	---	-------

1-ACC Tournament at Raleigh, N.C. (Reynolds Coliseum)

1963-64

Record: 9-17 H: 5-4 A: 2-10 N: 2-3 ACC: 5-9, 6th place

D2	Virginia	W	68-58
D4	at Georgetown	L	72-83
D7	at Penn State	L	62-91
D10	NC State	W	72-62
D14	West Virginia	W	74-72
D16	Clemson	W	56-48
D20	Tennessee	L	59-70
D21	Louisiana State	W	75-65
D27	Arizona	L	54-57
D28	Columbia	W	82-76
J6	South Carolina (OT)	L	69-73
J11	at Navy	L	55-68
J13	at No. Carolina	L	88-97
J18	at NC State	L	65-66
J20	at Wake Forest	W	91-82
F1	at Geo. Washington	W	80-76
F5	at West Virginia	L	67-91
F8	[7] Duke	L	72-104
F14	Wake Forest	L	77-79
F18	No. Carolina	W	74-64
F20	at Virginia	L	73-79
F22	[4] at Duke	L	63-84
F25	Georgetown	L	78-81
F28	at Clemson	L	68-83
F29	at South Carolina	L	64-74
M5	Clemson	L	67-81

1-VPI Tournament at Blacksburg, Va. (Virginia Tech Coliseum). 2-Evansville Holiday Tournament at Evansville, Ind. (Roberts Stadium). 3-ACC Tournament at Raleigh, N.C. (Reynolds Coliseum)

1964-65

Record: 18-8 H: 9-3 A: 7-4 N: 2-1
ACC: 10-4, 2nd place (tie)

D2	Penn State	W	72-71
D3	George Washington	W	82-80
D5	at Virginia	L	59-61
D8	NC State	L	62-63
D12	West Virginia (OT)	L	73-80
D18	Wake Forest	W	82-64
D19	Kansas (OT)	L	61-63
D28	Tulsa	W	66-59
D29	at Miami	L	73-80
J4	No. Carolina	W	76-68
J8	at Clemson (2OT)	W	67-65
J9	at South Carolina	W	75-70
J13	Navy	W	77-58
J14	at Wake Forest (OT)	W	93-85
J16	at NC State	L	67-73
J30	at No. Carolina	W	91-80
F1	[10] at Duke	L	64-82
F10	at West Virginia	W	86-78
F13	at Georgetown	W	85-67
F17	Virginia	W	52-47
F20	at Navy	W	70-57
F23	[5] Duke	W	85-82
F26	Clemson	W	88-71

2006-07 MARYLAND MEN'S BASKETBALL




TEAM

J11 • at Duke L 85-96
J13 • Clemson W 83-78
J16 • Virginia L 77-78
F1 [2] • at No. Carolina L 87-107
F5 • NC State L 81-86
F8 West Virginia W 91-84
F10 • Duke L 83-93
F12 at Navy L 68-72
F15 • at Virginia L 78-84
F19 [3] • No. Carolina L 86-88
F22 • at Clemson W 84-83
M6 [13] South Carolina L 71-92

1-Marshall Invitational at Huntington, W. Va (Memorial Field House), 2-Charlotte Invitational at Charlotte, N.C. (Charlotte Coliseum), 3-at Greensboro, N.C. (Greensboro Coliseum), 4-ACC Tournament at Charlotte, N.C. (Charlotte Coliseum)

CHARLES 'LEFTY' DRIESELL



17 Seasons
1969-70 to
1985-86
Rec.: 348-159
Conf.: 122-100

1969-70
Record: 13-13 H: 10-4 A: 3-7 N: 0-2
ACC: 5-9, 6th

D1 • Buffalo W 97-77
 D3 • at Geo. Washington W 92-71
 D10 • at Princeton L 67-75
 D13 • Wake Forest L 87-104
 D15 [8] • South Carolina L 68-101
 D19 Army L 54-69
 D20 Fordham W 94-71
 D29 Delaware W 94-58
 J2 [15] • NC State L 57-91
 J3 • at Wake Forest W 96-88
 J7 West Virginia W 83-76
 J10 [3] • at South Carolina L 44-55
 J12 • at Clemson W 75-68
 J14 Navy W 73-57
 J24 Maine W 97-68
 J28 • Duke W 52-50
 J31 [9] • No. Carolina L 69-77
 F4 [5] • at NC State L 54-64
 F7 Georgetown W 81-71
 F11 • at Virginia L 69-71
 F18 [13] • at No. Carolina L 83-90
 F21 • at Duke L 76-87
 F23 • Clemson W 103-85
 F25 • at West Virginia L 78-83
 F28 • Virginia W 79-71
 M5 [19] NC State L 57-67

1-Maryland Invitational Tournament at College Park, Md (Cole Field House); 2-at Greensboro, N.C. (Greensboro Coliseum), 3-ACC Tournament at Charlotte, N.C. (Charlotte Coliseum)

1970-71
Record: 14-12 H: 11-4 A: 3-7 N: 0-1
ACC: 5-9, 6th place (tie)

D1 • Delaware W 86-73
 D5 Buffalo W 109-70
 D8 Lehigh W 85-66
 D12 • Wake Forest W 72-71
 D16 [2] • at South Carolina L 70-96
 D19 at Georgetown L 79-92
 D22 Tampa W 80-72
 D29 Miami W 111-77
 J2 Richmond W 99-67
 J6 • NC State L 81-83
 J9 [2] • South Carolina (OT) W 31-30
 J11 • Clemson W 56-52
 J23 George Washington W 69-67
 J27 at Loyola (Md.) W 88-69
 J30 [20] • at No. Carolina L 79-105
 F3 • at NC State L 61-71
 F6 • at Duke W 88-79
 F10 • at Virginia L 63-78
 F13 • Duke L 67-70
 F17 [8] • No. Carolina L 76-100
 F20 at Seton Hall W 56-55
 F23 • at Clemson (OT) L 45-51
 F27 West Virginia L 81-83
 M2 • at Wake Forest L 66-72
 M6 • Virginia (OT) W 89-84
 M11 [6] South Carolina L 63-71

1-ACC Tournament at Greensboro, N.C. (Greensboro Coliseum)

1971-72
Record: 27-5 H: 14-0 A: 7-4 N: 6-1
ACC: 8-4, 2nd place (tie)
ACC Tournament Finalist

Postseason: NIT Champion, AP No. 14, UPI No. 11

D1 [6] Brown W 100-83
 D4 [6] at Geo. Washington W 117-96
 D8 [5] • at Virginia L 57-78
 D13 [5] Georgetown W 79-46
 D17 [15] Canisius W 86-77
 D20 [15] at Loyola (Md.) W 73-60
 D22 [15] at Holy Cross W 102-79
 D29 [16] Western Kentucky W 103-67
 D30 [16] [9] St. John's W 90-69
 J5 [12] • NC State W 83-70
 J8 [12] • at Clemson L 61-63
 J10 [12] • at Wake Forest W 49-46
 J22 at Navy W 85-60
 J25 [18] Buffalo W 82-58
 J29 [18] [3] • at No. Carolina L 72-92
 J31 [18] • at NC State W 66-65
 F5 • Duke W 77-58
 F9 [20] Duquesne W 85-71
 F12 • at Long Island W 78-60
 F16 [19] [3] • No. Carolina (OT) W 79-77
 F19 [19] • Clemson W 67-57
 F22 [12] Richmond W 76-61
 F26 [12] • at Duke L 59-68
 M1 [18] • Wake Forest (OT) W 64-56
 M4 [18][12] • Virginia W 45-42
 M9 [13] Clemson W 54-52
 M10 [13][15] Virginia W 62-57
 M11 [13] [3] No. Carolina L 64-73
 M18 [14] St. Joseph's L 67-55
 M20 [14] Syracuse L 71-65
 M23 [14] Jacksonville L 91-77
 M25 [14] Niagara L 100-69

1-Maryland Invitational at College Park, Md (Cole Field House), 2-at Greensboro, N.C. (Greensboro Coliseum), 3-ACC Tournament at Greensboro, N.C. (Greensboro Coliseum), 4-National Invitation Tournament at New York, N.Y. (Madison Square Garden)

1972-73
Record: 23-7 H: 12-1 A: 8-4 N: 3-2
ACC: 7-5, 3rd place, ACC Tournament Finalist
Postseason: NCAA Elite Eight, AP No. 8, UPI No. 10

N29 [3] Brown W 127-82
 D2 [3] at Richmond W 82-50
 D9 [3] at Canisius W 107-80
 D12 [3] at Georgetown W 99-73
 D22 [2] George Washington W 88-79
 D29 [2] Georgia Tech W 90-55
 D30 [2] Syracuse W 90-76
 J2 [2] Kent W 76-58
 J9 [2] • at Clemson W 79-75
 J9 [2] • at Virginia W 93-74
 J14 [2] [3] • NC State L 85-87
 J20 [3] at Navy W 76-67
 J22 [3] • Wake Forest W 105-76
 J23 [4] Long Island W 100-73
 J27 [4] [3] • No. Carolina W 94-88
 J31 [3] [2] • at NC State L 78-89
 F3 [3] • at Duke L 81-85
 F8 [9] at Fordham W 83-72
 F11 [9] Buffalo W 93-64
 F14 [10] [6] • at No. Carolina L 85-95
 F17 [10] • Clemson W 69-66
 F21 [8] at Duquesne W 81-71
 F24 [8] • Duke W 96-68
 F28 [9] • at Wake Forest L 60-62
 M3 [9] • at Virginia W 92-81
 M8 [10] Clemson L 77-61
 M9 [10] Wake Forest L 73-65
 M10 [10] [2] NC State L 74-76
 M15 [8][14] Syracuse W 91-75
 M17 [8] [4] Providence L 89-103

1-Maryland Invitational at College Park, Md (Cole Field House), 2-ACC Tournament at Greensboro, N.C. (Greensboro Coliseum), 3-NCAA East Regional at Charlotte, N.C. (Charlotte Coliseum)

1973-74
Record: 23-5 H: 12-1 A: 7-3 N: 4-1
ACC: 9-3, 2nd place (tie), ACC Tournament Finalist
Postseason: AP No. 4, UPI No. 4

D1 [4] [1] at UCLA L 64-65
 D5 [4] Eastern Kentucky W 106-57
 D11 [4] Georgetown W 115-83
 D21 [2] San Francisco L 78-60
 D22 [2] Santa Clara W 53-32
 D29 [2] Holy Cross W 102-75
 O30 [2] Boston College L 58-37
 J2 [3] at Richmond W 96-60
 J5 [3] • Clemson W 89-60
 J11 [3] • at Wake Forest W 72-59

1974-75
Record: 24-5 H: 12-2 A: 10-1 N: 2-2
ACC: 10-2, ACC Regular Season Champion
Postseason: NCAA Elite Eight, AP No. 5, UPI No. 5

N18 [4] Richmond W 106-81
 D4 [4] • at Wake Forest W 99-78
 D7 [4] • at Long Island W 99-84
 D10 [5] Georgetown W 104-71
 D12 [5] DePaul W 113-49
 D21 [5] George Washington W 81-67
 D27 [5] Georgia Tech L 105-67
 D28 [5] [3] UCLA L 75-81
 J2 [7] Appalachian State W 96-50
 J4 [7][19] Notre Dame W 90-82
 J8 [5] • Duke W 83-77
 J11 [5][19] • Wake Forest W 89-73
 J16 [5] [4] • NC State W 103-85
 J18 [5] at Navy W 87-73
 J22 [3] • at Clemson L 82-83
 J25 [3][14] • No. Carolina L 66-69
 F1 [8] [2] • at NC State W 98-97
 F4 [4] • Virginia W 86-79
 F6 [4] at Forcham W 65-46
 F8 [4] • at Duke W 104-80
 F15 [3] • at No. Carolina W 96-74
 F19 [3] • at Virginia W 70-51
 F23 [3] at Duquesne W 103-82
 F26 [2][11] • Clemson W 70-64
 M1 [2] • Tennessee State W 104-87
 M6 [2] [8] NC State L 85-87
 M18 [4] Creighton L 83-79
 M20 [4] [9] Notre Dame L 83-71
 M22 [4] [3] Louisville L 82-96

1-at Landover, Md (Capital Centre), 2-Maryland Invitational at College Park, Md (Cole Field House), 3-ACC Tournament at Greensboro, N.C. (Greensboro Coliseum), 4-NCAA Midwest Region First Round at Lubbock, Texas (Memorial Coliseum), 5-NCAA Midwest Regional at Las Cruces, N.M. (Pan American Center)

1975-76
Record: 22-6 H: 13-2 A: 8-3 N: 1-1
ACC: 7-5, 2nd place (tie)
Postseason: AP No. 11, UPI No. 13

N29 [3] Eastern Carolina W 127-84
 D3 [2] DePaul W 99-42
 D6 [2] at Richmond W 98-71
 D8 [2] Boston University W 122-82
 D10 [2] Georgia Tech W 93-65
 D20 [2] Forcham W 81-56
 D22 [2] UNC Charlotte W 70-60
 D29 [2] Seton Hall W 104-69
 D30 [2] Princeton W 66-59
 J3 [2] Long Island W 111-88
 J7 [2] at Geo. Washington W 82-72
 J10 [2] [7] • at Wake Forest L 93-96
 J14 [2][13] • at NC State W 87-69
 J17 [2] at Navy W 87-69
 J21 [2] • Clemson L 77-82
 J25 [2] [5] • at No. Carolina (OT) L 93-95
 J28 [7] [8] • NC State W 102-84
 J31 [7][10] at Notre Dame W 69-63
 F4 [5] • at Virginia W 69-66
 F7 [5] • Duke W 102-91
 F11 [4] [3] • No. Carolina L 69-81
 F14 [4] • at Clemson W 98-89
 F18 [7] at Georgetown W 72-63
 F21 [7] • at Duke L 67-69
 F25 [10] • Wake Forest W 105-91
 F28 [10] • Virginia W 81-73
 M4 [9] Duke (OT) L 80-78
 M5 [9] Virginia L 65-73

1976-77
Record: 19-8 H: 15-4 A: 3-3 N: 1-1
ACC: 7-5, 4th place

N27 [8] Notre Dame (OT) L 79-80
 N30 [16] Ball State W 86-70
 D2 [16] Long Island W 49-45
 D4 [16] Princeton W 58-45
 D8 [17] East Carolina W 80-69
 D12 [17][19] DePaul W 92-74
 D18 [14] Appalachian State W 76-74
 D22 [15] Bucknell W 106-72
 D28 [16] Xavier W 84-74
 D29 [16][18] Syracuse W 96-85
 J4 [15] Richmond W 90-87
 J8 [15][10] • Wake Forest (OT) L 85-86
 J9 [15] • NC State W 87-80
 J15 [14] Navy W 62-54
 J19 [13] • at Clemson L 71-93
 J22 [13] [4] • No. Carolina L 68-71
 J27 [12] • at NC State W 75-73
 J29 George Washington L 76-86
 F2 • Virginia W 82-67
 F5 • at Duke (OT) W 65-64
 F9 [14] • at No. Carolina L 70-97
 F12 [15] • Clemson W 84-78
 F15 Pittsburgh W 88-75
 F19 • Duke W 85-72
 F22 [11] • at Wake Forest L 81-80
 F26 • at Virginia L 68-77
 M3 NC State L 72-62

1-Maryland Invitational at College Park, Md (Cole Field House), 2-at Landover, Md (Capital Centre), 3-at Greensboro, N.C. (Greensboro Coliseum), 4-ACC Tournament at Greensboro, N.C. (Greensboro Coliseum)

1977-78
Record: 15-13 H: 10-4 A: 1-8 N: 4-1
ACC: 3-9, 6th place

N25 [14] Bucknell W 95-62
 N27 [14] American W 78-65
 N28 [14] Georgetown W 91-87
 D1 [14] Penn State L 89-80
 D7 [12] East Carolina W 130-106
 D10 [12] at Geo. Washington L 90-101
 D17 [18] Long Island W 94-64
 D21 [20] Army W 99-77
 D28 [14] Western Kentucky W 91-78
 D29 [14] Georgia Tech L 65-63
 J4 [15] • Duke L 78-88
 J7 [15] • at Wake Forest L 75-84
 J11 [16] • at NC State L 82-88
 J14 Air Force W 74-73
 J16 • Clemson W 90-75
 J21 [5] • at No. Carolina L 71-85
 J25 • NC State L 73-80
 J29 [5] at Notre Dame L 54-69
 F1 [11] • at Virginia L 64-66
 F4 UNLV W 81-68
 F8 [7] • No. Carolina L 64-66
 F11 • at Clemson W 80-75
 F16 at Pittsburgh (OT) L 86-89
 F18 [20] • at Duke L 70-81
 F22 • Wake Forest W 91-89
 F25 • Virginia L 70-79
 M1 NC State (3OT) L 109-108
 M2 [15] Duke L 69-81

1-Tip Off Tournament at Landover, Md (Capital Centre), 2-at Hershey, Pa (Hershey Park Arena), 3-Maryland Invitational at College Park, Md (Cole Field House), 4-at Greensboro, N.C. (Greensboro Coliseum), 5-ACC Tournament at Greensboro, N.C. (Greensboro Coliseum)

1978-79
Record: 19-11 H: 12-4 A: 4-4 N: 3-3
ACC: 6-6, 4th place
Postseason: NIT Second Round

N24 Bucknell W 107-97
 N28 [19] Georgetown L 65-68
 D2 [19] at Air Force W 81-68
 D4 [19] at UNLV L 88-94
 D7 [19] Penn State L 70-61
 D9 [19] Biscayne W 86-60
 D16 East Carolina W 82-71
 D20 [4] • NC State W124-110
 D23 Canisius W128-103
 D29 St. Joseph's (OT) L 62-56
 D30 [20] Southern California L 83-79
 J3 [20] George Washington W 84-72
 J6 [20] • Wake Forest L 60-66
 J10 [8] • at NC State (2OT) W 82-81
 J13 [12] Louisville L 84-99
 J17 [19] • at Clemson W 77-63

1979-80
Record: 24-7 H: 16-0 A: 4-4 N: 4-3
ACC: 11-3, ACC Regular Season Champion
Postseason: NCAA Sweet Sixteen, AP No. 8, UPI No. 8

N30 UMES W 82-58
 D3 Penn State W 56-55
 D4 [17] Georgetown L 71-83
 D8 Brown W 72-59
 D10 Catholic W 113-79
 D19 • Georgia Tech W 70-60
 D22 Bucknell W 95-73
 D28 Miami-OH W 115-76
 D29 Temple W 85-63
 J3 • at Georgia Tech W 83-74
 J5 • at Wake Forest W 84-76
 J10 • at NC State L 62-67
 J12 Pittsburgh W 95-88
 J16 [17] • Clemson W 84-83
 J20 [9] • at No. Carolina W 92-86
 J23 [15] • NC State W 66-62
 J26 [15] [8] at Notre Dame L 63-64
 J30 [12][13] • at Virginia W 63-61
 F2 [12] [5] • Duke W 101-82
 F7 [12][11] • No. Carolina W 70-69
 F9 [7][16] • at Clemson L 81-90
 F11 [7] Boston University W 99-76
 F13 [8] East Carolina W 85-72
 F16 [8][16] • at Duke L 61-66
 F20 [9] • Wake Forest W 83-77
 F23 [9] • Virginia W 82-71
 F28 [7] Georgia Tech (OT) L 51-49
 M9 [7][17] Clemson L 91-85
 F21 [7] Duke L 72-73
 M8 [9] Tennessee L 86-75
 M14 [8][11] Georgetown L 68-74

1-at Hershey, Pa (Hershey Park Arena), 2-at Washington D.C. (Municipal Armory), 3-Maryland Invitational at College Park, Md (Cole Field House), 4-ACC Tournament at Greensboro, N.C. (Greensboro Coliseum), 5-NCAA East Region Second Round at Greensboro, N.C. (Greensboro Coliseum), 6-NCAA East Regional at Philadelphia, Pa (The Spectrum)

1980-81
Record: 21-10 H: 12-3 A: 5-5 N: 4-2
ACC: 8-6, 4th place, ACC Tournament Finalist
Postseason: NCAA Second Round, AP No. 18, UPI No. 11

N28 [4] Navy W 86-64
 D2 [4] American W 95-65
 D5 [4] Wagner W 96-73
 D6 [4][18] at Syracuse W 83-73
 D10 [4] Fairleigh Dickinson W 109-83
 D13 [4] at Louisville L 67-78
 D20 [9] • NC State W 82-75
 D23 [9] • at Georgia Tech W 66-55
 D29 [9] Marshall L 114-89
 D30 [9] St. Joseph's L 74-57
 J3 [9] William & Mary W 69-64
 J7 [8][16] • at No. Carolina L 66-75
 J10 [8] • Duke W 94-79
 J14 [10] • Virginia L 64-66
 J17 [10][12] • at Clemson (OT) W 68-62
 J20 [10] UMES W 81-65
 J24 [10][13] Notre Dame L 70-73
 J27 [14] at Pittsburgh (OT) W 69-66
 J31 [14] • Georgia Tech W 72-64
 F4 [13] [8] • at Wake Forest L 60-67
 F7 [13] • at Duke L 54-55
 F12 [9] • Clemson W 72-70
 F15 [19][10] • No. Carolina L 63-76
 F21 [20] [5] • Wake Forest W 94-80
 F25 [17] • at NC State W 76-72
 F28 [17] [3] • at Virginia L 63-74

1981-82
Record: 20-11 H: 11-4 A: 3-7 N: 5-1
ACC: 7-5, 3rd place (tie)
Postseason: NCAA Second Round, AP No. 18, UPI No. 11

N28 [4] Navy W 86-64
 D2 [4] American W 95-65
 D5 [4] Wagner W 96-73
 D6 [4][18] at Syracuse W 83-73
 D10 [4] Fairleigh Dickinson W 109-83
 D13 [4] at Louisville L 67-78
 D20 [9] • NC State W 82-75
 D23 [9] • at Georgia Tech W 66-55
 D29 [9] Marshall L 114-89
 D30 [9] St. Joseph's L 74-57
 J3 [9] William & Mary W 69-64
 J7 [8][16] • at No. Carolina L 66-75
 J10 [8] • Duke W 94-79
 J14 [10] • Virginia L 64-66
 J17 [10][12] • at Clemson (OT) W 68-62
 J20 [10] UMES W 81-65
 J24 [10][13] Notre Dame L 70-73
 J27 [14] at Pittsburgh (OT) W 69-66
 J31 [14] • Georgia Tech W 72-64
 F4 [13] [8] • at Wake Forest L 60-67
 F7 [13] • at Duke L 54-55
 F12 [9] • Clemson W 72-70
 F15 [19][10] • No. Carolina L 63-76
 F21 [20] [5] • Wake Forest W 94-80
 F25 [17] • at NC State W 76-72
 F28 [17] [3] • at Virginia L 63-74

1982-83
Record: 21-11 H: 11-4 A: 3-7 N: 5-1
ACC: 7-5, 3rd place (tie)
Postseason: NCAA Second Round, AP No. 18, UPI No. 11

N28 [4] Navy W 86-64
 D2 [4] American W 95-65
 D5 [4] Wagner W 96-73
 D6 [4][18] at Syracuse W 83-73
 D10 [4] Fairleigh Dickinson W 109-83
 D13 [4] at Louisville L 67-78
 D20 [9] • NC State W 82-75
 D23 [9] • at Georgia Tech W 66-55
 D29 [9] Marshall L 114-89
 D30 [9] St. Joseph's L 74-57
 J3 [9] William & Mary W 69-64
 J7 [8][16] • at No. Carolina L 66-75
 J10 [8] • Duke W 94-79
 J14 [10] • Virginia L 64-66
 J17 [10][12] • at Clemson (OT) W 68-62
 J20 [10] UMES W 81-65
 J24 [10][13] Notre Dame L 70-73
 J27 [14] at Pittsburgh (OT) W 69-66
 J31 [14] • Georgia Tech W 72-64
 F4 [13] [8] • at Wake Forest L 60-67
 F7 [13] • at Duke L 54-55
 F12 [9] • Clemson W 72-70
 F15 [19][10] • No. Carolina L 63-76
 F21 [20] [5] • Wake Forest W 94-80
 F25 [17] • at NC State W 76-72
 F28 [17] [3] • at Virginia L 63-74

1983-84
Record: 21-11 H: 11-4 A: 3-7 N: 5-1
ACC: 7-5, 3rd place (tie)
Postseason: NCAA Second Round, AP No. 18, UPI No. 11

N28 [4] Navy W 86-64
 D2 [4] American W 95-65
 D5 [4] Wagner W 96-73
 D6 [4][18] at Syracuse W 83-73
 D10 [4] Fairleigh Dickinson W 109-83
 D13 [4] at Louisville L 67-78
 D20 [9] • NC State W 82-75
 D23 [9] • at Georgia Tech W 66-55
 D29 [9] Marshall L 114-89
 D30 [9] St. Joseph's L 74-57
 J3 [9] William & Mary W 69-64
 J7 [8][16] • at No. Carolina L 66-75
 J10 [8] • Duke W 94-79
 J14 [10] • Virginia L 64-66
 J17 [10][12] • at Clemson (OT) W 68-62
 J20 [10] UMES W 81-65
 J24 [10][13] Notre Dame L 70-73
 J27 [14] at Pittsburgh (OT) W 69-66
 J31 [14] • Georgia Tech W 72-64
 F4 [13] [8] • at Wake Forest L 60-67
 F7 [13] • at Duke L 54-55
 F12 [9] • Clemson W 72-70
 F15 [19][10] • No. Carolina L 63-76
 F21 [20] [5] • Wake Forest W 94-80
 F25 [17] • at NC State W 76-72
 F28 [17] [3] • at Virginia L 63-74



2002 NCAA CHAMPIONS 2004 ACC CHAMPIONS

M5	[20]	Duke	W	56-53
M6	[20]	[4] Virginia	W	85-62
M7	[20]	[12] No. Carolina	L	60-61
M12	[18]	Tenn.-Chattanooga	W	81-69
M14	[18]	[9] Indiana	L	64-99

1-Carner Classic at Syracuse, N.Y. (Carner Dome), 2-Maryland Invitational at College Park, Md. (Cole Field House), 3-ACC Tournament at Landover, Md. (Capital Centre), 4-NCAA Midwest Region First and Second Round at Dayton, Ohio (Dayton Arena)

1981-82

Record: 16-13 H: 13-3 A: 2-8 N: 1-2
ACC: 5-9, 5th place

Postseason: NIT Second Round

N27	St. Peter's	W	49-42
N29	Lafayette	W	82-58
D2	Long Island	W	87-79
D5	George Mason	W	74-62
D7	UMES	W	76-64
D9	Towson	W	75-59
D12	at NC State	L	53-74
D19	Ohio University	W	90-64
D23	Georgia Tech	L	43-45
D29	[16] at UCLA	L	57-90
J5	[1] No. Carolina	L	50-66
J9	at Duke	W	40-36
J12	[3] at Virginia (OT)	L	40-45
J16	Clemson	W	62-57
J20	Canisius	W	91-73
J23	at Notre Dame	L	51-55
J27	at William & Mary	W	50-43
J30	at Georgia Tech	L	63-64
F3	[13] Wake Forest	W	61-56
F6	Duke	W	77-60
F7	Hofstra	W	94-59
F11	[2] at No. Carolina	L	56-59
F13	at Clemson	L	66-75
F20	at Wake Forest	L	42-48
F24	NC State	L	38-52
F27	[1] Virginia (OT)	W	47-46
M5	NC State	L	28-40
M12	Richmond	W	66-50
M15	Georgia	L	69-83

1-at Greensboro, N.C. (Greensboro Coliseum), 2-ACC Tournament at Greensboro, N.C. (Greensboro Coliseum), 3-National Invitation Tournament at New York, N.Y. (Madison Square Garden)

1982-83

Record: 20-10 H: 14-3 A: 5-4 N: 1-3
ACC: 8-6, 3rd place (tie)

Postseason: NCAA Second Round

N27	Penn State	L	79-97
D1	UMES	W	91-70
D4	at Canisius	W	67-66
D8	St. Joseph's	L	56-64
D11	Duquesne	W	85-64
D14	Towson	W	66-56
D23	[3] UCLA (2OT)	W	80-79
J3	American	W	73-71
J5	William & Mary	W	56-51
J8	[4] Virginia	L	64-83
J12	[11] at No. Carolina	L	71-72
J15	Duke	L	67-86
J19	at Clemson	W	80-61
J22	Notre Dame	W	68-67
J26	at Holy Cross	W	55-53
J29	NC State	W	86-81
J31	Navy	W	98-73
F2	Old Dominion	W	87-67
F5	Georgia Tech	W	77-68
F9	at Wake Forest	L	66-79
F16	[3] No. Carolina	W	106-94
F19	Clemson	W	92-88
F21	at Duke	W	101-90
F23	at Georgia Tech	L	60-70
F26	Wake Forest	W	83-75
M3	at NC State	W	67-58
M7	[2] at Virginia	L	81-83
M11	Georgia Tech (OT)	L	58-64
M17	[15] Tenn.-Chattanooga	W	52-51
M22	[1] Houston	L	50-60

1-at Baltimore, Md. (Baltimore Arena), 2-at Worcester, Mass. (Worcester Centrum), 3-at Greensboro, N.C. (Greensboro Coliseum), 4-ACC Tournament at Atlanta, Ga. (Omni), 5-NCAA First and Second Round at Houston, Texas (The Summit)

1983-84

Record: 24-8 H: 13-2 A: 6-4 N: 5-2
ACC: 9-5, 2nd place, ACC Tournament Champion

Postseason: NCAA Sweet Sixteen AP No. 11, UPI No. 10

N26	[8] Johns Hopkins	W	108-65
D1	[6] Ohio State	L	68-72
D3	[6] Canisius	W	77-55
D6	[11] Penn State	W	67-58
D10	[11] Duquesne	W	78-67
D14	[9] UMES	W	82-58
D30	[6] La Salle	W	96-83
J4	[5] [12] at NC State	W	59-55
J7	[5] William & Mary	W	58-44
J12	[5] [1] No. Carolina	L	62-74
J14	[5] at Duke	W	81-75
J17	[7] Clemson	W	85-72
J21	[7] at Old Dominion	W	69-58
J28	[5] at Notre Dame	L	47-52
J31	[10] at Virginia	W	67-66
F4	[10] [18] at Georgia Tech (2OT)	L	70-71
F8	[13] [14] Wake Forest (2OT)	L	87-90
F11	[13] Duke	L	84-89
F13	[13] Dayton	W	61-59
F18	at Clemson (3OT)	W	66-65
F19	[1] at No. Carolina	L	63-78
F23	Georgia Tech	W	79-74
F26	[15] Wake Forest	W	90-79
F29	[19] NC State	W	63-50
M4	[19] Virginia	W	74-65
M9	[14] NC State	W	69-63
M10	[14] [19] Wake Forest	W	66-64
M11	[14] [16] Duke	W	74-62
M17	[11] West Virginia	W	102-77
M22	[11] [6] Illinois	L	70-72

1-at East Rutherford, N.J. (Brendan Byrne Arena), 2-at Hershey, Pa. (Hershey Park Arena), 3-Maryland Invitational at College Park, Md. (Cole Field House), 4-at Greensboro, N.C. (Greensboro Coliseum), 5-ACC Tournament at Greensboro, N.C. (Greensboro Coliseum), 6-NCAA Midwest Region Second Round at Birmingham, Ala. (Birmingham Coliseum), 7-NCAA Midwest Regional at Lexington, Ky. (Rupp Arena)

1984-85

Record: 25-12 H: 14-2 A: 7-6 N: 4-4
ACC: 8-6, 4th place (tie)

Postseason: NCAA Sweet Sixteen

N23	[19] Kansas	L	56-58
N24	at Ala.-Anchorage	W	54-52
N25	Tennessee	W	72-49
D1	West Virginia	W	56-47
D5	Cleveland State	W	95-84
D8	at Alabama	W	59-54
D11	Ohio State	W	76-73
D13	UMES	W	87-48
D22	at Loyola (Md.)	W	81-74
D25	Iowa (OT)	W	78-68
D27	at Hawaii	W	79-71
D28	[10] Georgia Tech	L	69-70
J2	[19] [17] NC State	W	58-56
J5	[19] Dayton	L	63-67
J9	[5] at No. Carolina	L	74-75
J14	[2] Duke (OT)	W	78-76
J16	Clemson	W	94-84
J19	at UNLV	L	76-78
J21	Holy Cross	W	99-75
J26	Notre Dame	W	77-65
J27	[14] Villanova	W	77-74
J30	[17] Virginia	W	71-58
F2	[17] [8] Georgia Tech	L	60-72
F4	[17] Old Dominion	W	87-75
F6	[20] at Wake Forest	W	64-62
F9	[20] [5] at Duke	L	62-76
F13	[20] [13] No. Carolina	L	54-60
F17	[20] at Clemson	L	64-71
F19	[20] [8] at Georgia Tech	L	43-48
F21	Towson	W	91-38
F24	Wake Forest	W	69-66
F27	[16] at NC State	W	71-70
M3	at Virginia	W	60-55
M8	[7] Duke	L	73-86
M15	Miami-OH (OT)	W	69-68
M17	Navy	W	64-59
M22	Villanova	L	43-46

1-Great Alaska Shootout at Anchorage, Alaska (Sullivan Arena), 2-Rainbow Classic at Honolulu, Hawaii (Blaisdell Center), 3-ACC Tournament at Atlanta, Ga. (Omni), 4-NCAA Southeast Region First and Second Round at Dayton, Ohio (Dayton Arena), 5-NCAA Southeast Regional at Birmingham, Ala. (Birmingham Coliseum)

1985-86

Record: 19-14 H: 10-5 A: 6-7 N: 3-2
ACC: 6-8, 6th place

Postseason: NCAA Second Round

N23	[19] Northeastern	W	84-72
N26	[17] at George Mason	W	81-80
N30	[17] at Ohio State	L	66-78
D3	Fairleigh Dickinson	W	74-51
D5	William & Mary	W	77-48
D7	[14] UNLV	L	61-64
D12	at West Virginia	W	42-41
D13	Towson	W	91-58
D21	Alabama	W	60-58
D28	Stanford	W	67-65
D29	at Hawaii-Pacific	W	92-85

D14	[9] UMES	W	104-69
D24	[8] [6] Boston College	W	89-76
D29	[6] Randolph Macon	W	58-52
D30	[6] La Salle	W	96-83
J4	[5] [12] at NC State	W	59-55
J7	[5] William & Mary	W	58-44
J12	[5] [1] No. Carolina	L	62-74
J14	[5] at Duke	W	81-75
J17	[7] Clemson	W	85-72
J21	[7] at Old Dominion	W	69-58
J28	[5] at Notre Dame	L	47-52
J31	[10] at Virginia	W	67-66
F4	[10] [18] at Georgia Tech (2OT)	L	70-71
F8	[13] [14] Wake Forest (2OT)	L	87-90
F11	[13] Duke	L	84-89
F13	[13] Dayton	W	61-59
F18	at Clemson (3OT)	W	66-65
F19	[1] at No. Carolina	L	63-78
F23	Georgia Tech	W	79-74
F26	[15] Wake Forest	W	90-79
F29	[19] NC State	W	63-50
M4	[19] Virginia	W	74-65
M9	[14] NC State	W	69-63
M10	[14] [19] Wake Forest	W	66-64
M11	[14] [16] Duke	W	74-62
M17	[11] West Virginia	W	102-77
M22	[11] [6] Illinois	L	70-72

1-at East Rutherford, N.J. (Brendan Byrne Arena), 2-at Hershey, Pa. (Hershey Park Arena), 3-Maryland Invitational at College Park, Md. (Cole Field House), 4-at Greensboro, N.C. (Greensboro Coliseum), 5-ACC Tournament at Greensboro, N.C. (Greensboro Coliseum), 6-NCAA Midwest Region Second Round at Birmingham, Ala. (Birmingham Coliseum), 7-NCAA Midwest Regional at Lexington, Ky. (Rupp Arena)

1986-87

Record: 9-17 H: 8-8 A: 1-8 N: 0-1
ACC: 0-14, 8th

D27	Winthrop	W	76-58
D29	Fairleigh Dickinson	W	70-59
D31	Notre Dame	L	50-63
J3	[19] at NC State	L	47-69
J5	Towson	W	79-71
J8	[3] at No. Carolina	L	65-98
J10	Virginia	L	64-71
J14	[14] Duke	L	61-85
J17	[12] at Clemson	L	64-72
J19	Bucknell	W	77-68
J21	West Virginia	W	65-62
J24	at Old Dominion	L	73-87
J28	at James Madison	W	90-76
F1	at Georgia Tech	L	72-76
F2	at Wake Forest	L	58-69
F4	[12] Clemson	L	79-80
F7	[16] at Duke	L	67-76
F10	Georgia Tech	L	74-78
F14	[3] No. Carolina	L	86-93
F16	Central Florida	W	73-55
F18	UMBC	W	78-64
F22	Wake Forest	L	68-75
F25	NC State	L	72-85
F27	UMES	W	117-51
M1	at Virginia	L	77-82
M6	[2] No. Carolina	L	63-82

1-ACC Tournament at Landover, Md. (Capital Centre)

1987-88

Record: 18-13 H: 8-4 A: 6-7 N: 4-2
ACC: 6-8, 5th place

Postseason: NCAA Second Round

N27	Loyola (Md.)	W	74-60
N28	Mississippi	W	77-69
D3	Winthrop	W	65-52
D5	at West Virginia	L	49-75
D8	at Mount St. Mary's	W	82-54
D10	East Carolina	W	75-59
D12	at Louisiana State	L	54-55
D28	South Carolina	W	82-77
D30	Arkansas	W	88-61
J2	Wake Forest	W	93-76
J6	at Missouri	L	85-93
J9	Clemson	W	68-53
J14	[2] No. Carolina	L	65-71
J16	[7] at Duke	W	72-69
J20	at Virginia	L	72-84
J27	NC State	L	81-83
F2	at Notre Dame	W	78-75
F6	at Old Dominion	W	70-65
F8	Georgia Tech	L	83-96
F10	at Clemson	W	70-66
F13	[8] Duke	L	83-90
F17	at Georgia Tech	L	82-104

1988-89

Record: 9-20 H: 5-9 A: 0-10 N: 4-1
ACC: 1-13, 8th place

N25	Texas Chnstan	W	74-67
N26	Southern California	W	69-62
D1	UMES	W	97-53
D5	at South Carolina	L	51-57
D7	Morgan State	W	73-61
D10	at Arkansas	L	68-73
D13	Monmouth	W	74-70
D27	West Virginia	L	61-69
D29	Lamar	W	74-65
D30	at Texas-EI Paso	L	51-69
J2	Louisiana State	L	77-79
J4	at Wake Forest	L	60-70
J7	at Clemson	L	58-75
J11	[8] at No. Carolina	L	72-88
J14	[1] Duke	L	72-82
J17	Virginia (OT)	L	58-64
J24	[5] Missouri	L	73-87
J29	[15] NC State	L	67-90
F1	UMBC	W	78-66
F4	at Georgia Tech	L	74-87
F7	Clemson	W	98-87
F11	[14] at Duke	L	60-86
F14	Georgia Tech	L	66-67
F19	[8] No. Carolina	L	75-86
F25	Wake Forest	L	61-75
M2	[20] at NC State	L	77-94
M5	at Virginia	L	59-86
M10	[17] NC State	W	71-49
M11	[9] No. Carolina	L	58-88

1-Freedom Bowl Classic at Irvine, Calif. (Bren Events Center), 2-Sun Bowl Tournament at El Paso, Texas (Special Events Center), 3-ACC Tournament at Atlanta, Ga. (Omni)

1989-90

Record: 19-14 H: 12-4 A: 3-6 N: 4-4
ACC: 6-8, 5th place (tie)

Postseason: NIT Second Round

N25	Delaware State	W	87-53
N27	Augusta College	W	105-74
D1	South Carolina	L	51-52
D2	Army	W	78-60
D4	Connecticut	L	65-87
D9	Jacksonville	W	68-53
D12	Coppin State	L	63-70
D22	George Mason	W	104-86
D23	E. Tennessee State	W	91-88
D24	Sacramento State	W	98-68
D30	Alcorn State	W	110-91
J4	Wake Forest	W	88-82
J6	at Clemson	L	77-82
J10	No. Carolina	W	98-88
J13	[10] at Duke	L	80-91
J17	at Virginia	W	74-72
J20	Boston University	L	61-65
J23	South Florida	W	84-66
J27	at NC State	L	61-81
J29	Virginia Tech	W	89-80
F3	[17] Georgia Tech	L	84-90
F7	Clemson	L	73-75
F10	[4] Duke (OT)	L	111-114
F13	[13] at Georgia Tech	L	78-80
F17	at No. Carolina	W	80-76
F19	at So. California	W	64-62
F22	UMBC	W	113-61
F24	at Wake Forest	L	74-84
F28	NC State	W	96-95

J4	Duke	L	75-81
J7	Randolph Macon	W	74-50
J11	at Georgia Tech	L	67-68
J14	[1] No. Carolina	L	67-71
J19	at Virginia	L	49-70
J23	NC State	L	55-67
J25	[2] at Duke	L	68-80
J28	Wake Forest	W	77-55
F1	at Villanova	L	62-64
F3	[14] at Notre Dame	L	62-69
F8	Clemson	W	78-69
F13	[17] at NC State	W	67-66
F15	at Clemson	L	60-70
F17	UMES	W	91-

2006-07 MARYLAND MEN'S BASKETBALL

1 TEAM

2001-02

Record: 32-4 H: 15-0 A: 7-2 N: 10-2
ACC: 15-1 ACC Regular Season Champion
Postseason: NCAA National Champion, AP No. 4, USA Today/ESPN No. 1

N8	[2]	Anzonia	L	67-71
N9	[2]	Temple	W	82-74
N17	[2]	American	W	83-53
N24	[6]	Delaware State	W	77-53
N27	[5]	Illinois	W	76-63
D2	[5]	Penncton	W	61-53
D3	[3]	Connecticut	W	77-65
D9	[3]	Detroit	W	79-54
D11	[3]	Monmouth	W	91-55
D21	[2]	Oklahoma	L	56-72
D27	[8]	William & Mary	W	103-75
D30	[8]	at NC State	W	72-65
J3	[8]	Norfolk State	W	92-69
J9	[4]	North Carolina	W	112-79
J13	[4]	at Georgia Tech	W	92-87
J17	[3]	at Duke	L	78-99
J20	[3]	Clemson	W	99-90
J23	[3]	at Wake Forest	W	85-63
J26	[3]	at Florida State	W	84-63
J31	[3]	at Virginia	W	91-87
F3	[3]	NC State	W	89-73
F10	[3]	at No. Carolina	W	92-77
F13	[3]	at Georgia Tech	W	85-65
F17	[3]	at Duke	W	87-73
F20	[2]	at Clemson	W	84-66
F24	[2]	Wake Forest	W	90-89
F27	[2]	at Florida State	W	96-63
M3	[2]	Virginia	W	112-92
M8	[2]	Florida State	W	85-59
M9	[2]	NC State	L	82-86
M15	[4]	Siena	W	85-70
M17	[4]	Wisconsin	W	87-57
M22	[4]	Kentucky	W	78-68
M24	[4]	Connecticut	W	90-82
M30	[4]	Kansas	W	97-88
A1	[4]	Indiana	W	84-52

1-Coaches vs. Cancer (KON Classic at New York, N.Y. (Madison Square Garden)), 2-ACC/Big Ten Challenge at College Park, Md. (Cole Field House), 3-BB&T Classic at Washington, D.C. (MCI Center), 4-ACC Tournament at Charlotte, N.C. (Charlotte Coliseum), 5-NCAA East Region First and Second Round at Washington, D.C. (MCI Center), 6-NCAA East Regional at Syracuse, N.Y. (Camer Dome), 7-NCAA Final Four at Atlanta, Ga. (Georgia Dome)

2002-03

Record: 21-10 H: 14-2 A: 4-4 N: 3-4
ACC: 11-3, T-2nd place
Postseason: NCAA Sweet Sixteen, AP No. 17, USA Today/ESPN No. 10

N12	[12]	Miami (Ohio)	W	64-49
D2	[11]	The Citadel	W	97-49
N30	[11]	Duquesne	W	89-39
D3	[9]	Indiana (OT)	L	74-70
D7	[9]	vs. Notre Dame	L	67-82
D8	[9]	vs. G. Washington	W	93-82
D14	[18]	Florida	L	64-69
D23	[23]	UMBC	W	101-60
D29	[23]	at Georgia Tech	W	84-77
J4	[22]	Wagner	W	79-57
J8	[21]	Hampton	W	108-58
J11	[21]	Florida State	W	89-62
J15	[17]	at Wake Forest	L	72-81
J18	[17]	Duke	W	87-72
J22	[12]	at North Carolina	W	81-66
J25	[12]	at Clemson	W	52-47
J30	[10]	NC State	W	75-60
F2	[10]	Loyola (Md.)	W	85-58
F6	[8]	at Virginia	L	78-86
F9	[8]	at Georgia Tech	L	84-90
F12	[6]	at Florida State	W	74-72
F17	[13]	Wake Forest	W	90-67
F19	[13]	at Duke	L	70-75
F22	[13]	North Carolina	W	96-56
F25	[14]	Clemson	W	91-52
M2	[14]	at NC State	W	68-65
M9	[13]	at Virginia	L	78-80
M14	[14]	vs. North Carolina	L	72-84
M21	[17]	vs. UNC Wilmington	W	73-73
M23	[17]	vs. Xavier	W	77-64
M28	[17]	vs. Michigan State	L	58-60

1-ACC/Big Ten Challenge at Indianapolis, Ind. (Conseco Fieldhouse), 2-BB&T Classic at Washington, D.C. (MCI Center), 3-ACC Tournament at Greensboro, N.C. (Greensboro Coliseum), 4-NCAA South Region First and Second Round at Nashville, Tenn. (Gaylord Entertainment Center), 5-NCAA South Regional at San Antonio, Texas (Alamodome)

1999-00

Record: 25-10 H: 15-1 A: 4-5 N: 6-4
ACC: 11-5, 2nd place, ACC Tournament Finalist
Postseason: NCAA Second Round, AP No. 17, USA Today/ESPN No. 25

N17	San Francisco	W	71-61	
N19	Tulane	W	78-70	
N22	[24]	Fairleigh Dickinson	W	104-45
N24	[24]	Kentucky	L	58-61
N26	[24]	Notre Dame	W	72-67
N30	[24]	Iowa	W	83-65
D4	[24]	Illinois	W	69-67
D5	[24]	George Washington	L	69-74
D7	[21]	Winthrop (OT)	W	76-65
D11	[21]	Kentucky	W	72-66
D27	[14]	George Mason	W	69-66
D30	[14]	UMBC	W	82-52
J3	[14]	Coastal Carolina	W	100-48
J6	[12]	at NC State	L	66-68
J9	[12]	Duke	L	70-80
J15	[18]	at Georgia Tech	L	68-69
J19	[24]	Wake Forest	W	71-53
J22	[24]	Clemson	W	74-62
J27	[22]	at No. Carolina	L	63-75
J29	[22]	at Florida State	W	82-63
F2	[25]	Virginia	W	91-79
F6	[25]	NC State	W	78-73
F9	[23]	at Duke	W	98-87
F13	[23]	at Temple	L	65-73
F16	[22]	Georgia Tech	W	92-70
F19	[22]	at Wake Forest	W	73-67
F22	[19]	at Clemson	W	76-63
F26	[19]	No. Carolina	W	81-73
M1	[17]	Florida State	W	85-70
M4	[17]	at Virginia (OT)	L	87-89
M10	[20]	Florida State	W	82-61
M11	[20]	NC State	W	64-61
M12	[20]	Duke	L	68-81
M16	[17]	Iona	W	74-59
M18	[17]	UCLA	L	70-105

1-Preseason NIT at College Park, Md. (Cole Field House), 2-Preseason NIT at New York, N.Y. (Madison Square Garden), 3-ACC/Big Ten Challenge at Baltimore, Md. (Baltimore Arena), 4-BB&T Classic at Washington, D.C. (MCI Center), 5-ACC Tournament at Charlotte, N.C. (Charlotte Coliseum), 6-NCAA Midwest Region First and Second Round at Minneapolis, Minn. (HHH Metrodome)

2000-01

Record: 25-11 H: 11-3 A: 6-3 N: 8-5
ACC: 10-6, 3rd place
Postseason: NCAA National Semifinalist, AP No. 11, USA Today/ESPN No. 4

N20	[6]	Louisville	W	95-73
N21	[6]	Illinois	L	80-90
N22	[6]	Dayton	L	71-77
N29	[13]	at Wisconsin (OT)	L	75-78
D2	[13]	Michigan	W	82-51
D3	[13]	George Washington	W	71-63
D6	[19]	Stony Brook	W	107-59
D9	[19]	at Pennsylvania	W	87-81
D13	[20]	UMBC	W	93-67
D23	[20]	Norfolk State	W	123-79
D27	[18]	Chicago State	W	117-55
D30	[18]	UMES	W	105-53
D2	[17]	at Clemson	W	104-92
J6	[17]	Georgia Tech	W	93-80
J10	[14]	at No. Carolina	L	83-86
J14	[14]	at Florida State	W	76-55
J17	[12]	Wake Forest	W	81-71
J21	[12]	at NC State	W	75-61
J27	[8]	Duke (OT)	L	96-98
J31	[9]	at Virginia	L	78-99
F4	[9]	Clemson	W	69-54
F6	[13]	at Georgia Tech	L	62-72
F10	[13]	at No. Carolina	L	82-96
F14	[17]	Florida State	L	71-74
F17	[17]	at Wake Forest	W	73-57
F20	[20]	NC State	W	95-66
F24	[20]	Oklahoma	W	68-60
F27	[16]	at Duke	W	91-80
M3	[16]	Virginia	W	102-67
M9	[11]	Wake Forest	W	71-53
M10	[11]	Duke	L	82-84
M15	[11]	George Mason	W	83-80
M17	[11]	Georgia State	W	79-60
M22	[11]	Georgetown	W	76-66
M24	[11]	Stanford	W	87-73
M31	[11]	Duke	L	84-95

1-Maui Invitational at Lahaina, Hawaii (Lahaina Civic Center), 2-ACC/Big Ten Challenge at Milwaukee, Wis. (Bradley Center), 3-BB&T Classic at Washington, D.C. (MCI Center), 4-ACC Tournament at Atlanta, Ga. (Georgia Dome), 5-NCAA West Region First and Second Round at Boise, Idaho (BSU Pavilion), 6-NCAA West Regional at Anaheim, Calif. (Arrowhead Pond of Anaheim), 7-NCAA Final Four at Minneapolis, Minn. (HHH Metrodome)

1997-98

Record: 21-11 H: 12-2 A: 3-5 N: 6-4
ACC: 10-6, 3rd place
Postseason: NCAA Sweet Sixteen, AP No. 20, USA Today/NABC No. 22

N14	[7]	South Carolina (OT)	L	72-76
N18	Fairleigh Dickinson	W	81-70	
N22	Mount St. Mary's	W	102-74	
N25	[24]	Florida International	W	117-70
D4	[23]	at Clemson (OT)	L	65-78
D7	[23]	Kansas	W	86-83
D8	[19]	George Washington	L	66-70
D13	[19]	UMBC	W	104-66
D22	[20]	UNC Asheville	W	110-52
D27	[20]	UNC Wilmington	W	74-36
D30	[20]	at Missouri	L	79-83
J3	[20]	Duke	L	72-104
J7	[13]	Florida State	W	81-74
J10	at NC State	W	68-65	
J14	[1]	No. Carolina (OT)	W	89-83
J17	[1]	at Wake Forest	L	60-72
J21	[1]	at Georgia Tech	W	70-67
J24	[23]	Clemson	W	74-69
J29	[23]	at Duke	L	59-86
F1	[23]	Virginia	W	77-70
F7	[25]	at Florida State	W	68-62
F11	[24]	NC State	W	78-63
F14	[24]	at No. Carolina	L	84-98
F19	[25]	Wake Forest	L	79-83
F21	[25]	Georgia Tech	W	81-69
F24	at Virginia	W	74-66	
F28	[24]	Temple	W	83-66
M6	[20]	Georgia Tech	W	83-65
M7	[20]	No. Carolina (OT)	L	73-83
M12	[20]	Utah State	W	82-68
M14	[20]	Illinois	W	67-61
M19	[20]	Arizona	L	79-87

1-Black Coaches Association Classic at Minneapolis, Minn. (Target Center), 2-Franklin National Bank Classic at Washington, D.C. (MCI Center), 3-at Baltimore, Md. (Baltimore Arena), 4-ACC Tournament at Greensboro, N.C. (Greensboro Coliseum), 5-NCAA West Region First and Second Round at Sacramento, Calif. (Arco Arena), 6-NCAA West Regional at Anaheim, Calif. (Arrowhead Pond of Anaheim)

1998-99

Record: 28-6 H: 13-1 A: 7-3 N: 8-2
ACC: 13-3, 2nd place
Postseason: NCAA Sweet Sixteen, AP No. 5, USA Today/NABC No. 8

N14	[6]	Western Carolina	W	113-46
N17	[6]	UMBC	W	90-62
N20	[6]	Hofstra	W	89-59
N23	[5]	Duquesne	W	81-47
N26	[5]	at AU Puerto Rico	W	82-32
N27	[5]	UCLA	W	70-54
N28	[5]	Pittsburgh	W	87-52
D3	[2]	Wake Forest	W	92-69
D6	[2]	Stanford	W	62-60
D7	[2]	DePaul	W	92-75
D12	[2]	at Kentucky	L	91-103
D19	[5]	Princeton	W	81-58
D23	[5]	North Texas	W	132-57
D27	[5]	South Carolina State	W	104-70
J3	[4]	Duke	L	64-82
J7	[5]	at Virginia	W	71-66
J10	[5]	NC State	W	94-48
J13	[5]	at No. Carolina	W	89-76
J19	[4]	at Georgia Tech	W	77-62
J24	[4]	at Clemson (OT)	W	81-79
J27	[4]	Florida State	W	107-87
J31	[4]	at Wake Forest	L	72-85
F3	[7]	at Duke	L	77-95
F6	[7]	Virginia	W	88-72
F10	[7]	at NC State	W	63-50
F13	[7]	No. Carolina	W	81-64
F21	[5]	Georgia Tech	W	91-60
F24	[5]	Clemson	W	77-60
F27	[5]	at Florida State	W	84-75
M5	[5]	Florida State	W	93-69
M6	[5]	No. Carolina	L	79-86
M11	[5]	Valparaiso	W	82-60
M13	[5]	Creighton	W	75-63
M18	[5]	St. John's	L	62-76

1-Puerto Rico Shootout at Bayamon, PR (Eugenio Guerra Sports Complex), 2-BB&T Classic at Washington, D.C. (MCI Center), 3-at Baltimore, Md. (Baltimore Arena), 4-ACC Tournament at Greensboro, N.C. (Greensboro Coliseum), 5-NCAA South Region First and Second Rounds at Orlando, Fla. (Orlando Arena), 6-NCAA South Regional at Knoxville, Tenn. (Thompson-Boling Arena)

M10 [10] Florida State⁴ W 71-64
M11 [10] [4] No. Carolina (OT)⁴ L 92-97
M16 [10] Gonzaga³ W 87-63
M18 [10] Texas³ W 82-68
M23 [10] [8] Connecticut⁶ L 89-99

1-Maui Invitational at Lahaina, Hawaii (Lahaina Civic Center); 2-at Baltimore, Md. (Baltimore Arena); 3-at San Antonio, Texas (Alamodome); 4-ACC Tournament at Greensboro, N.C. (Greensboro Coliseum); 5-NCAA West Region First and Second Round at Salt Lake City, Utah (Jon Huntsman Center); 6-NCAA West Regional at Oakland, Calif. (Oakland Coliseum)

1995-96

Record: 17-13 H: 11-3 A: 3-5 N: 3-5
ACC: 8-8, 4th place (tie)
Postseason: NCAA First Round

N24	[14]	Kentucky	L	84-96
N27	[19]	Towson	W	70-67
D2	[19]	Massachusetts	L	47-50
D3	[19]	George Washington	W	98-81
D6	[20]	Howard	W	88-71
D9	[20]	UCLA	L	63-73
D13	Rider	W	83-67	
D23	American	W	104-79	
D28	UMES	W	104-66	
J3	at Georgia Tech	L	84-98	
J6	[16]	No. Carolina (OT)	L	86-88
J13	[8]	at Wake Forest	L	64-77
J17	Delaware State	W	118-55	
J20	at NC State (OT)	W	77-74	
J24	[18]	Clemson	W	65-60
J28	at Duke	L	73-83	
F1	at Virginia	W	80-72	
F3	[25]	Georgia Tech	W	88-74
F6	[12]	at No. Carolina	W	84-78
F10	at Florida State	L	78-100	
F15	[8]	Wake Forest	L	78-85
F18	Missoua	W	91-72	
F22	at NC State	W	86-84	
F24	at Clemson	L	61-68	
F28	Duke	L	75-77	
M2	Virginia	W	83-71	
M4	Florida State	W	88-78	
M8	Duke	W	82-69	
M9	[18]	Georgia Tech	L	79-84
M15	Santa Clara	L	79-91	

1-Hall of Fame Tip-Off Classic at Springfield, Mass. (Springfield Civic Center); 2-at Baltimore, Md. (Baltimore Arena); 3-Franklin National Bank Classic at Landover, Md. (USAR Arena); 4-John Wooden Classic at Anaheim, Calif. (Arrowhead Pond of Anaheim); 5-ACC Tournament at Greensboro, N.C. (Greensboro Coliseum); 6-NCAA West Region First Round at Tempe, Ariz. (Special Events Center)

1996-97

Record: 21-11 H: 11-3 A: 5-4 N: 5-4
ACC: 9-7, 4th place (tie)
Postseason: NCAA First Round, AP No. 22

N26	Howard	W	93-55
N30	Towson State	W	94-76
D2	Chicago State	W	93-44
D4	UMBC	W	67-31
D8	California	W	80-64
D9	George Washington	W	74-68
D12	Georgia Tech	W	77-63
D21	[25]	American	W



2003-04

Record: 20-12 H: 12-4 A: 4-5 N: 4-3
ACC: 7-9, 6th place, ACC Tournament Champion
Postseason: NCAA Second Round, AP No. 19, USA Today ESPN No. 24

N22	[25]	American	W	79-88
N25	[24]	George Mason	W	79-64
N29	[24]	Hofstra	W	87-72
D2	[25]	Wisconsin ¹ (OT)	W	73-67
D6	[25]	Gonzaga	L	68-82
D7	[25]	West Virginia ¹ (OT)	L	77-78
D10	[1]	at Florida (OT)	W	69-68
D14		Pepperdine	W	96-72
D23	[24]	UNC Greensboro	W	85-58
D28	[24]	at Florida State	L	75-79
J3		Mount St. Mary's	W	89-56
J6		MD-Eastern Shore	W	87-38
J14	[9]	North Carolina	W	90-84
J17	[12]	at Georgia Tech	L	71-81
J21	[1]	Duke	L	60-68
J25		at Clemson	W	65-52
J29	[19]	at Wake Forest	L	85-93
F1		NC State	L	69-81
F4		at Virginia	W	71-67
F8		Florida State	W	73-62
F15	[14]	at North Carolina	L	86-97
F19	[16]	Georgia Tech	L	64-75
F22	[3]	at Duke	L	63-86
F24		Clemson	W	70-49
F28	[11]	Wake Forest	L	83-91
M3	[16]	at NC State	W	70-69
M7		Virginia	W	70-61
M12	[15]	Wake Forest ³	W	87-86
M13	[17]	NC State ³	W	85-82
M14	[5]	Duke ³	W	95-87
M18	[19]	UTEP ⁴	W	86-83
M20	[19]	Syracuse ⁴	L	70-72

1-ACC/Big Ten Challenge at College Park, Md (Comcast Center), 2-88&T Classic at Washington, D.C. (MCI Center), 3-ACC Tournament at Greensboro, N.C. (Greensboro Coliseum), 4-NCAA First and Second Rounds at Denver, Colo. (Pepsi Center)

2004-05

Record: 19-13 H: 15-3 A: 2-7 N: 2-3
ACC: 7-9, 16th place
Postseason: NIT Semifinal

N19	[15]	Jackson State	W	93-57
N23	[13]	Mercer	W	93-67
N26	[13]	vs Memphis ¹	W	84-61
N30	[12]	at Wisconsin ¹	L	64-69
D4	[12]	vs George Mason ¹	W	78-54
D5	[12]	vs Geo Washington ¹	L	92-101
D12	[23]	UNC Asheville	W	96-72
D15	[23]	Florida State (OT)	W	90-88
D23	[24]	American	W	82-61
D28	[24]	Liberty	W	112-68
J4	[22]	Mount St. Mary's	W	85-53
J8	[22]	at North Carolina	L	75-109
J11	[RV]	at Wake Forest	L	66-81
J15	[RV]	Temple	W	80-69
J19	[RV]	Virginia	W	82-68
J23	[RV]	NC State	L	69-85
J26	[RV]	at Duke	W	75-66
J30	[RV]	Georgia Tech	W	79-71
F1	[22]	at Clemson	L	73-88
F5	[22]	at Miami (OT)	L	73-75
F8	[RV]	Virginia Tech	W	86-71
F12	[RV]	Duke (OT)	W	99-92
F16	[22]	at NC State	L	63-82
F19	[22]	at Virginia (2OT)	W	92-89
F22	[RV]	Clemson	L	93-97
F27	[RV]	North Carolina	L	83-85
M5	[RV]	at Virginia Tech	L	76-86
M10		vs Clemson ⁴	L	72-84
M16		Oral Roberts ¹	W	85-72
M23		Davidson ¹	W	78-63
M26		Texas Christian ⁴	W	85-73
M29		vs South Carolina ⁴	L	67-75

1-Hall of Fame Tipoff Classic at Springfield, Mass., 2-ACC/Big Ten Challenge at Madison, Wis. (Kohl Center), 3-88&T Classic at Washington, D.C. (MCI Center), 4-ACC Tournament at Washington, D.C. (MCI Center), 5-NIT Tournament at College Park, Md. (Comcast Center), 6-NIT Semifinals at New York, N.Y. (Madison Square Garden)

2005-06

Record: 19-13 H: 14-3 A: 2-7 N: 3-3
ACC: 8-8, 6th place
Postseason: NIT First Round

N18	[21]	Fairleigh Dickinson	W	111-85
N21	[20]	vs Gonzaga ¹	L	76-88
N22	[20]	vs Chamaine ¹	W	98-69
N23	[20]	vs Arkansas ¹	W	75-62
N27	[20]	Nicholls State	W	88-56
N30	[20]	Minnesota ¹	W	83-66
I2	[17]	vs Geo Washington ³	L	70-78
D07	[17]	Western Carolina	W	87-57
D11	[17]	at Boston College	W	73-71
D23	[16]	American	W	81-55
D28	[14]	Delaware State	W	88-54
D31	[14]	VMI	W	99-68
J4	[12]	Texas A&M-CC	W	99-73
J7	[12]	at Miami	L	70-84
J11	[21]	at Duke	L	52-76
J15	[21]	Wake Forest	W	90-86
J21	[22]	Virginia Tech	W	81-72
J25	[16]	at Georgia Tech	W	86-74
J28	[16]	at Temple	L	85-91
F2	[23]	North Carolina	L	62-77
F5	[23]	at NC State	L	58-62
F7	[RV]	Virginia	W	76-65
F11	[RV]	Duke	L	88-96
F14		at Clemson	L	77-89
F18		Georgia Tech (OT)	W	87-84
F22		at Florida State	L	60-71
F26	[2]	at North Carolina	L	57-81
M1		Miami	W	65-61
M3		at Virginia	W	71-70
M9		vs Georgia Tech ⁴	W	82-64
M10	[11]	vs Boston College ⁴	L	66-80
M18		Manhattan ⁵	L	84-87

1-EA Sports/Mau Invitational at Lahaina, Hawaii, 2-ACC/Big Ten Challenge 3-88&T Classic at Washington, DC, 4-ACC Tournament at Greensboro, N.C., 5-Postseason NIT

SERIES RECORDS

Opponent (GP)	Record	Opponent (GP)	Record	Opponent (GP)	Record
Air Force (2)	2-0	High Point	First Meeting	Oral Roberts (1)	1-0
Alabama (3)	3-0	Hofstra (4)	4-0	Penn State (16)	8-8
Alaska (1)	1-0	Holy Cross (4)	4-0	Pennsylvania (15)	3-12
Alcorn State (1)	1-0	Houston (2)	1-1	Penn Military Academy (1)	0-1
American (14)	13-1	Howard (3)	3-0	Pepperdine (2)	2-0
AU-Puerto Rico (1)	1-0	Illinois (5)	3-2	Pittsburgh (6)	5-1
Appalachian State (2)	2-0	Indiana (6)	1-5	Pncncent (7)	5-2
Arizona (3)	0-3	Iona (1)	1-0	Providence (2)	1-1
Arizona State (2)	1-1	Iowa (2)	2-0	Randolph Macon (4)	3-1
Arkansas (3)	2-1	Jackson State (1)	1-0	Rhode Island (2)	2-0
Army (4)	3-1	Jacksonville (3)	2-1	Richmond (39)	25-14
Augusta College (1)	1-0	James Madison (1)	1-0	Rider (3)	3-0
Bail State (1)	1-0	Johns Hopkins (19)	15-4	Rutgers (6)	3-3
Baltimore City (3)	2-1	Kansas (5)	2-3	Sacramento State (1)	1-0
Biscayne College (2)	2-0	Kansas State (1)	1-0	St. Francis (Pa.) (1)	1-0
Boston College (5)	3-2	Kentucky (13)	5-8	St. John's (14)	8-6
Boston University (3)	2-1	Kentucky Wesleyan (1)	1-0	St. Joseph's (3)	3-1
Brown (3)	3-0	Kent State (1)	1-0	St. Louis (1)	1-0
Bucknell (6)	6-0	Lafayette (4)	4-0	St. Peter's (1)	1-0
Buffalo (4)	4-0	Lamar (1)	1-0	San Francisco (2)	2-0
California (1)	1-0	La Salle (3)	3-0	Santa Clara (2)	1-1
California-Irvine (1)	1-0	Lehigh (1)	1-0	Seton Hall (3)	2-1
California-Santa Barbara (1)	1-0	Liberty (1)	1-0	Siena (1)	1-0
Canisius (7)	7-0	Long Island (7)	7-0	South Carolina (58)	31-27
Catholic (22)	12-10	Louisiana State (4)	2-2	South Carolina State (1)	1-0
Central Florida (1)	1-0	Louisville (7)	2-5	South Florida (2)	2-0
Chaminade (2)	2-0	Loyola (Md.) (13)	8-5	Southern California (USC) (3)	3-0
College of Charleston (1)	0-1	Maine (1)	1-0	Southern Illinois (1)	1-0
Chicago State (2)	2-0	Manhattan (2)	1-1	Stanford (3)	3-0
City College of New York (2)	1-1	Marshall (2)	2-0	Stanton Military Academy (1)	0-1
Cincinnati (2)	2-0	Md.-Balt. County (UMBC) (13)	13-0	Stevens Institute (5)	4-1
The Citadel (3)	3-0	Md.-Eastern Shore (UMES) (15)	15-0	Stony Brook (1)	1-0
Clemson (130)	84-46	Massachusetts (6)	2-4	Syracuse (6)	5-1
Cleveland State (1)	1-0	Memphis (3)	1-2	Tampa (2)	2-0
Coastal Carolina (1)	1-0	Mercer (1)	1-0	Temple (8)	4-4
Columbia (2)	2-0	Miami (Fla.) (9)	4-5	Tennessee (3)	2-1
Connecticut (4)	2-2	Miami (Ohio) (3)	3-0	Tennessee-Chattanooga (2)	2-0
Coppin State (1)	0-1	Michigan (5)	2-3	Texas-El Paso (3)	3-0
Cornell (1)	1-0	Michigan State (2)	0-2	Texas (1)	1-0
Creighton (2)	2-0	Minnesota (3)	3-0	Texas A&M-Corpus Chnsti (1)	1-0
Davidson (3)	2-1	Mississippi (2)	1-1	Texas Christian (2)	2-0
Dayton (4)	2-2	Mississippi State (3)	0-3	Texas Tech (1)	1-0
Delaware (3)	2-1	Missoun (4)	1-3	Towson (12)	12-0
Delaware College (1)	0-1	Missouri-Kansas City	First Meeting	Tulane (1)	1-0
Delaware State (4)	4-0	Monmouth (N.J.) (2)	2-0	Tulsa (1)	1-0
DePaul (2)	2-0	Montana State (1)	1-0	UCLA (7)	2-5
DePauw (2)	2-0	Morgan State (4)	4-0	Utah (1)	1-0
Detroit (1)	1-0	Mount Saint Joseph (3)	1-2	Utah State (1)	1-0
Duke (159)	58-101	Mount Saint Mary's (5)	5-0	Valparaiso (1)	1-0
Duquesne (8)	8-0	Navy (56)	30-26	Vanderbilt (1)	1-0
East Carolina (6)	6-0	Nevada-Las Vegas (UNLV) (5)	1-4	Villanova (3)	1-2
Eastern Kentucky (91)	1-0	New Mexico A&M (1)	0-1	Virginia (164)	101-63
East Tennessee State (2)	2-0	New York University (2)	0-2	Virginia Military Institute (50)	40-10
Evansville (2)	1-1	Niagara (1)	1-0	Virginia Tech (28)	24-4
Fairleigh Dickinson (6)	6-0	Nicholls State (1)	1-0	Wagner (2)	2-0
Florida (3)	1-2	Norfolk State (1)	1-0	Wake Forest (112)	58-54
Florida A&M	First Meeting	North Carolina (166)	53-113	Washington College (15)	12-3
Florida International (1)	1-0	UNC Asheville (2)	2-0	Washington & Lee (51)	27-24
Florida State (32)	24-8	UNC Charlotte (1)	1-0	West Virginia (36)	15-21
Fordham (8)	7-1	UNC Greensboro (2)	2-0	Western Carolina (2)	2-0
Gallaudet (14)	7-7	UNC Wilmington (2)	2-0	Western Kentucky (2)	2-0
George Mason (7)	7-0	NC State (139)	67-72	Western Maryland (9)	9-0
George Washington (64)	35-29	Northeastern (1)	1-0	Wichita (1)	1-0
Georgetown (61)	36-25	Northwestern (1)	1-0	William & Mary (15)	15-0
Georgia (6)	2-4	North Texas (1)	1-0	Winthrop (3)	3-0
Georgia State (2)	2-0	Notre Dame (17)	8-9	Wisconsin (6)	2-4
Georgia Tech (65)	32-33	Old Dominion (5)	4-1	Wyoming (1)	1-0
Gonzaga (3)	1-2	Ohio State (5)	3-2	Xavier (2)	2-0
Hampton (1)	1-0	Ohio University (1)	1-0	Yale (1)	1-0
Hawaii (2)	2-0	Oklahoma (4)	2-2		
Hawaii-Pacific (1)	1-0	Oklahoma State (1)	1-0		

2006-07 Opponents in Bold



TEAM

SERIES RESULTS

AIR FORCE
Maryland leads, 2-0
1-14-78 H W 74-73
12-2-78 A W 81-68

ALABAMA
Maryland leads, 3-0
2-26-25 N1 W 27-21
12-8-84 A W 59-54
12-21-85 H W 60-58
1-So. Conf. Tournament at Atlanta, Ga.

ALASKA-ANCHORAGE
Maryland leads, 1-0
11-24-84 N1 W 54-52
1-Great Alaska Shootout at Anchorage Alaska (Sullivan Arena)

ALCORN STATE
Maryland leads, 1-0
12-30-89 H W 110-91

AMERICAN
Maryland leads, 13-1
1926-27 A L 16-21
11-27-77 N1 W 78-65
12-2-80 H W 95-65
1-3-83 H W 73-71
1-29-91 H W 72-69
11-30-91 H W 93-68
12-10-92 H W 98-67
12-30-94 H W 98-77
12-23-95 H W 104-79
12-21-96 H W 81-74
11-17-01 H W 83-53
11-22-03 H W 79-48
12-23-04 H W 82-61
12-23-05 H W 81-55
1-Tip Off Tournament at Landover Md (Capital Centre)

AUGUSTA COLLEGE
Maryland leads, 1-0
11-27-89 H W 105-74

BAINBRIDGE NAVY
Maryland trails, 0-2
12-21-43 H L 20-52
1-24-44 A L 25-78

BALL STATE
Maryland leads, 1-0
11-30-76 H W 86-70

BALTIMORE CITY COLLEGE
Maryland leads, 2-1
2-21-14 H L
1-21-36 H W 55-33
1-4-38 A W 50-32

AU OF PUERTO RICO
Maryland leads, 1-0
11-26-98 A1 W 82-32
1-Puerto Rico Shootout at Bayamon PR (Eugenio Guerra Sports Complex)

APPALACHIAN STATE
Maryland leads, 2-0
1-2-75 H W 96-50
12-18-76 H W 76-74

ARIZONA
Maryland trails, 0-3
12-27-63 N1 L 54-57
3-19-98 N2 L 79-87
11-8-01 N3 L 67-71
1-Evansville Holiday Tournament (Roberts Stadium), 2-NCAA Tournament at Anaheim, Calif. (Arrowhead Pond of Anaheim), 3-Coaches vs Cancer (KON Classic at New York N.Y. (Madison Square Garden))

ARIZONA STATE
The series is tied, 1-1
12-30-53 N1 W 65-50
11-23-94 N2 L 90-97
1-All-American City Tournament at Owensboro Ky 2-Mau Invitational at Lahana, Hawaii (Lahana Civic Center)

ARKANSAS
Maryland leads, 2-1
12-30-87 H W 88-61
12-10-88 A L 68-73
11-23-05 N1 W 75-62
1-EA Sports Maui Invitational at Lahana Hawaii (Lahana Civic Center)

ARMY
Maryland trails, 4-8
1-7-39 A L 25-45
2-18-42 A L 32-44
2-6-43 A L 40-44
3-1-44 A L 22-85
2-28-45 A L 34-54
2-27-46 A L 25-52
2-24-47 A W 57-54
1-31-48 A L 44-48
12-29-66 N1 W 57-54
12-19-69 H2 L 54-69
12-21-77 H W 99-77
12-2-89 N3 W 78-60
1-Charlotte Invitational at Charlotte N.C. (Charlotte Coliseum) 2-Maryland Invitational at College Park Md (Cole Field House) 3-Central Fidelity Classic at Richmond Va (Robbins Center)

BUFFALO
Maryland leads, 4-0
12-1-69 H W 97-77
12-5-70 H W 109-70
1-25-72 H W 82-58
2-11-73 H W 93-64

CALIFORNIA
Maryland leads, 1-0
12-8-96 N1 W 80-64
1-Franklin National Bank Classic at Landover, Md (USAR Arena)

CANISIUS
Maryland leads, 7-0
12-17-71 H W 86-77
12-9-72 H W 107-80
1-22-74 H W 86-73
12-23-78 H W 128-103
1-20-82 H W 91-73
12-4-82 A W 67-66
12-3-83 H W 77-55

CARROLL INSTITUTE
Maryland trails, 0-1
1904-05 L

CATHOLIC
Maryland leads, 12-10
1910-11 H W 35-30
1-14-14 A L
1-31-14 H L
1-25-19 N1 L 7-25
3-3-19 N1 L 12-14
1923-24 H L 13-30
H L 14-20
1924-25 A W 18-14
H W 27-17
1-11-30 H W 37-30
2-6-31 A W 24-21
2-3-32 H W 39-34
1-25-33 A L 27-29
2-2-34 H W 33-25
2-12-35 A L 29-45
2-15-36 H L 29-40
2-12-38 H W 49-33
2-20-39 A W 40-38
2-17-40 H W 46-31
1-29-44 H W 33-31
2-8-44 A L 33-53
12-10-79 H W 113-79
1-at Washington YMCA

CENTRAL FLORIDA
Maryland leads, 1-0
2-16-87 H W 73-55

CHAMINADE
Maryland leads, 2-0
11-21-94 N1 W 95-67
11-22-05 N1 W 98-69
1-Mau Invitational at Lahana, Hawaii (Lahana Civic Center)

CHICAGO STATE
Maryland leads, 2-0
12-2-96 H W 94-44
12-27-00 H W 117-55

CCNY
The series is tied, 1-1
1924-25 H W 22-16
12-31-41 A L 40-57

BROWN
Maryland leads, 3-0
12-1-71 H W 100-83
11-29-72 H W 127-82
12-8-79 H W 72-59

BUCKNELL
Maryland leads, 6-0
12-22-76 H W 106-72
11-25-77 H W 95-62
11-24-78 H W 107-97
12-22-79 H W 95-73
1-19-87 H W 77-68
12-3-94 H W 102-64

CINCINNATI
Maryland leads, 2-1
2-2-49 A1 L 33-70
12-30-54 N2 W 78-61
2-19-95 N3 W 74-72
1-at Cincinnati, Ohio (Music Hall), 2-All-American City Tournament at Owensboro Ky, 3-at San Antonio, Texas (Alamodome)

THE CITADEL
Maryland leads, 3-0
3-4-38 N1 W 45-43
2-26-47 H W 52-40
11-27-02 H W 97-49
1-So. Conf. Tournament at Raleigh, N.C. (Reynolds Coliseum)

CLEMSON
Maryland leads, 84-46
12-15-38 H W 45-35
3-4-39 N1 L 27-39
1-1-40 H W 53-26
1-27-40 A L 30-48
12-19-40 H L 34-48
1-10-48 H W 49-42
2-23-48 A W 63-61
12-18-48 H W 74-50
2-20-49 A L 49-68
12-16-49 H L 55-60
2-25-50 A L 68-70
2-3-51 A L 44-50
2-19-51 H W 54-50
3-1-51 N1 W 50-48
12-4-53 A W 81-41
1-6-54 H W 79-54
3-4-54 N2 W 75-59
1-8-55 A W 71-63
2-15-55 H W 68-66
1-7-56 A W 71-63
2-14-56 H W 81-69
1-4-57 A W 59-52
2-25-57 H W 74-65
1-4-58 A L 66-73
2-13-58 H W 72-54
1-10-59 A L 46-55
2-16-59 H W 77-58
2-15-60 H W 70-55
2-26-60 A W 66-59
2-10-61 A L 59-76
2-25-61 H W 82-80
3-2-61 N2 W 91-75
2-10-62 A L 61-73
2-24-62 H L 68-75
2-9-63 A L 60-62
2-23-63 H W 69-67
12-16-63 H W 56-48
2-28-64 A L 68-83
3-5-64 N2 L 67-81
1-8-65 A W 67-65
2-26-65 H W 89-71
3-4-65 N2 W 61-50
1-29-66 A L 66-71
2-26-66 H L 69-81
1-16-67 H W 69-48
2-25-67 A L 61-65
1-15-68 A L 93-94
2-24-68 H W 81-68
1-13-69 H W 83-78
2-22-69 A W 84-83
1-12-70 A W 75-68
2-23-70 H W 103-85
1-11-71 H W 56-52
2-23-71 A L 45-51
1-8-72 A L 61-63
2-19-72 H W 67-57
3-9-72 N3 W 54-52
1-6-73 A W 79-75
2-17-73 H W 69-66
3-8-73 N3 W 77-61
1-5-74 H W 89-60
2-16-74 A W 56-54
1-22-75 A L 82-83
2-26-75 H W 70-64
1-21-76 H L 77-82
2-14-76 A W 98-89
1-19-77 A L 71-93
2-12-77 H W 84-78
1-16-78 H W 90-75
2-11-78 A W 80-75
1-17-79 A W 77-63
2-10-79 H W 77-69

CLEVELAND STATE
Maryland leads, 1-0
12-5-84 H W 95-84

COASTAL CAROLINA
Maryland leads, 1-0
1-2-00 H W 100-48

COLGATE
Maryland leads, 1-0
12-8-94 H W 113-53

COLLEGE OF CHARLESTON
Maryland trails, 0-1
3-13-97 N1 L 66-75
1-NCAA Tournament at Memphis Tenn (The Pyramid)

COLUMBIA
Maryland leads, 2-0
1924-25 A W 24-23
12-28-63 N1 W 82-76
1-Evansville Holiday Tournament (Roberts Stadium)

CONNECTICUT
Maryland trails, 2-3
2-15-41 H L 43-52
12-4-89 N1 L 65-87
3-23-95 N2 L 89-99
12-3-01 N3 W 77-65
3-24-02 N4 W 90-82
1-ACC Big East Challenge at Hartford Conn (Hartford Civic Center), 2-NCAA Tournament at Oakland, Calif. (Oakland Coliseum) 3-BB&T Classic at Washington D.C. (MCI Center) 4-NCAA East Regional at Syracuse N.Y. (Carrier Dome)

COPPIN STATE
Maryland trails, 0-1
12-12-89 H L 63-70

CORNELL
Maryland leads, 1-0
11-27-93 H W 92-41

CREIGHTON
Maryland leads, 2-0
3-18-75 N1 W 83-79
3-13-99 N2 W 75-63
1-NCAA Tournament at Lubbock Texas (Memorial Coliseum) 2-NCAA Tournament at Orlando Fla (Orlando Arena)

DAVIDSON
Maryland leads, 7-3
12-16-38 H W 44-27
12-16-47 H W 59-58
3-4-48 N1 L 51-58
1-4-49 N2 L 49-52
2-18-50 H W 64-61
2-1-51 A W 57-55
3-1-52 H W 71-48
12-28-66 A3 W 66-65
12-27-68 A3 L 69-83
3-23-05 H4 W 78-63
1-So. Conf. Tournament at Durham, N.C. (Duke Indoor Stadium) 2-at Charlottesville Va (Memorial Gymnasium), 3-Charlotte Invitational at Charlotte, N.C. (Charlotte Coliseum), 4-NIT Second Round at College Park Md (Comcast Center)

DAYTON
The series is tied, 2-2
12-30-65 N1 W 77-75
2-13-84 H W 61-59
1-5-85 A L 63-67
11-22-00 N2 L 71-77
1-Sugar Bowl Tournament at New Orleans, La. (Loyola Field House) 2-Mau Invitational at Lahana Hawaii (Lahana Civic Center)

3-1-79 N3 W 75-67
1-16-80 H W 84-83
2-9-80 A L 81-90
2-29-80 N3 W 91-85
1-17-81 A W 68-62
2-12-81 H W 72-70
1-16-82 H W 62-57
2-13-82 A L 66-75
1-19-83 A W 80-61
2-19-83 H W 92-88
1-17-84 H W 85-72
2-18-84 A W 66-65
1-16-85 H W 94-84
2-17-85 A L 64-71
2-8-86 H W 78-69
2-15-86 A L 60-70
1-17-87 A L 64-72
2-4-87 H L 79-80
1-9-88 H W 68-53
2-10-88 A W 70-66
1-7-89 A L 58-75
2-7-89 H W 98-87
1-6-90 A L 77-82
2-7-90 H L 73-75
1-5-91 H W 81-65
2-6-91 A L 69-73
1-25-92 H W 84-71
2-22-92 A L 70-82
3-8-92 N4 W 81-75
1-28-93 A L 72-82
2-27-93 H L 73-81
1-26-94 H W 73-53
2-26-94 A L 67-73
1-25-95 A W 56-51
2-25-95 H W 84-68
1-24-96 H W 65-60
2-24-96 A L 61-68
1-15-97 H L 63-67
2-8-97 H L 68-80
3-7-97 N3 W 76-61
12-4-97 A L 65-78
1-24-98 H W 74-69
1-24-99 A W 81-79
2-24-99 H W 77-60
1-22-00 H W 74-62
2-22-00 A W 76-63
1-2-01 A W 104-92
2-4-01 H W 69-54
1-20-02 H W 99-90
2-20-02 A W 84-68
1-25-03 A W 52-47
2-25-03 H W 91-52
1-25-04 A W 65-52
2-24-04 H W 70-49
2-1-05 A L 73-88
2-22-05 H L 93-97
3-10-05 N5 L 72-84
2-14-06 A L 77-89
1-So. Conf. Tournament at Raleigh, N.C. (Reynolds Coliseum) 2-ACC Tournament at Raleigh, N.C. (Reynolds Coliseum) 3-ACC Tournament at Greensboro, N.C. (Greensboro Coliseum) 4-ACC Tournament at Charlotte, N.C. (Charlotte Coliseum) 5-ACC Tournament at Washington, D.C. (MCI Center)

DELAWARE
The series is tied, 2-2
1910-11 A L 14-23
3-4-14 A L
12-29-69 H W 94-58
12-1-70 H W 86-73

DELAWARE STATE
Maryland leads, 1-0
11-25-89 H W 87-53
1-17-96 H W 118-55
11-24-01 H W 77-53
12-28-05 H W 81-55

DEPAUL
Maryland leads, 2-0
12-12-76 H W 92-74
12-7-98 N1 W 92-75
1-BB&T Classic at Washington D.C. (MCI Center)

DEPAUW
Maryland leads, 2-0
12-12-74 H W 113-49
12-3-75 H W 99-42

DETROIT
Maryland leads, 1-0
12-9-01 H W 79-54

DICKINSON COLLEGE
Maryland leads, 1-0
2-19-38 H W 57-27

DUKE
Maryland trails, 58-101
1925-26 H W 41-20
1-9-30 H L 27-28
2-20-30 A L 24-39
1-15-31 H W 32-24
2-20-32 A W 20-18
1-12-33 H W 30-28
1-11-34 H W 37-33
1-11-35 H L 39-48
2-1-36 H W 38-34
3-5-36 N1 W 47-35
1-18-37 H L 31-34
1-30-37 A L 30-34
1-15-38 H W 40-35
1-29-38 A L 34-44
3-5-38 N1 L 32-35
1-13-39 H W 37-34
2-2-39 A W 60-44
1-9-40 H W 32-30
1-30-40 A L 37-48
3-1-40 N1 L 32-44
1-11-41 H L 26-40
2-1-41 A L 17-43
1-10-42 A L 33-37
2-25-42 H L 46-54
2-12-43 H L 43-46
1-6-45 A L 24-51
2-22-45 N1 L 49-76
1-4-46 A L 25-59
1-25-46 H W 43-38
2-18-47 H L 38-40
1-5-48 A L 42-53
1-3-50 A L 46-58
2-10-50 H W 67-57
2-16-51 H L 40-49
2-18-52 A L 51-56
3-6-52 N1 L 48-51
3-5-53 N1 W 74-65
2-16-54 H L 61-68
12-7-54 H W 49-47
12-17-54 A L 61-68
1-14-56 A L 62-76
2-7-56 H L 70-82
3-1-56 N2 L 68-94
1-10-57 H W 62-51
1-31-57 A L 60-72
1-31-58 H W 74-49
1-8-58 H W 74-49
2-21-58 A L 59-68
3-7-58 N2 W 71-65
1-7-59 H W 64-31
1-17-59 A L 69-78

ACC SERIES PROFILE
Terps at Home: 49-10
Terps at Cole Field House: 40-7
Terps at Comcast Center: 2-1
Terps on the Road: 24-33
Terps at Neutral Sites: 10-4
Terps since 1953-54: 80-38
Last 10 Games: 6-4
Current Streak: CU won 4
Longest UM Win Streak: 13
Longest CU Win Streak: 4
Largest Win Margin: 40 (61-41 on Dec 4 1953)
Largest Loss Margin: 22 (93-71 on Jan 19 1977)
Most UM Points Scored: 104
Most CU Points Scored: 90

All-Time Records



1-16-80	A W	56-48
2-18-60	H W	71-61
1-14-61	A L	62-70
2-16-61	H W	76-71
1-13-62	A L	68-84
2-13-62	H L	53-79
3-1-62	N2 L	58-71
12-9-62	A L	56-92
2-19-63	H L	70-76
2-8-64	H L	72-104
2-22-64	A L	63-84
2-1-65	A L	64-82
2-23-65	H W	85-82
1-13-66	A L	61-76
2-19-66	H L	69-74
1-14-67	H L	69-72
2-18-67	A L	58-81
1-13-68	H L	52-84
2-6-68	A L	54-85
1-11-69	A L	85-96
2-10-69	H L	83-93
1-28-70	H W	52-50
2-21-70	A L	76-87
2-6-71	A W	88-79
2-13-71	H L	67-70
2-5-72	H W	77-58
2-26-72	A L	59-68
2-3-73	A L	81-85
2-24-73	H W	96-68
2-2-74	H W	104-83
2-23-74	A W	64-81
3-7-74	N3 W	85-66
1-8-75	H W	83-77
2-8-75	A W	104-80
2-7-76	H W	102-91
2-21-76	A L	67-69
3-4-76	N4 W	80-78
2-5-77	A W	65-64
2-19-77	H W	85-72
1-4-78	H L	78-88
2-18-78	A L	70-81
3-2-78	N3 L	69-81
2-3-79	A L	78-87
2-17-79	H W	70-68
2-2-80	H W	101-82
2-16-80	A L	61-86
3-1-80	N3 L	72-73
1-10-81	H W	94-79
2-7-81	A L	54-55
3-5-81	N4 W	56-53
1-9-82	A W	40-36
2-6-82	H W	77-60
1-15-83	H L	67-86
2-21-83	A W	101-90
1-14-84	A W	81-75
2-11-84	H L	84-89
3-11-84	N3 W	74-62
1-14-85	H W	78-76
2-8-85	A L	62-70
3-8-85	N5 L	73-86
1-4-86	H L	75-81
1-25-86	A L	68-80
1-14-87	H L	61-85
2-7-87	A L	67-76
1-16-88	A W	72-69
2-13-88	H L	83-90
1-14-89	H L	72-82
2-11-89	A L	60-86
1-13-90	A L	80-91
2-10-90	H L	111-114
3-9-90	N6 L	84-104
1-12-91	H L	78-94
2-9-91	A L	81-101
1-8-92	H L	66-83
2-20-92	A L	89-91
3-9-92	N6 L	87-94
1-30-93	H L	62-78
3-3-93	A L	79-95
1-29-94	A L	62-75
3-2-94	H L	69-73
1-28-95	H W	74-72
3-1-95	A W	94-92
1-28-96	A L	73-83
2-28-96	H L	75-77
3-8-96	N3 W	82-69
1-26-97	H W	74-70
2-27-97	A L	69-81
1-3-98	H L	72-104
1-29-98	A L	59-86
1-3-99	H L	64-82
2-3-99	A L	77-95
1-9-00	H L	70-80
2-9-00	A W	98-87

3-12-00	N6 L	68-81
1-27-01	H L	96-98
2-27-01	A W	91-80
3-10-01	N7 L	82-84
3-31-01	N8 L	84-95
1-17-02	A L	78-99
2-17-02	H W	87-73
1-18-03	H W	87-72
2-19-03	A L	70-75
1-21-04	H L	60-68
2-22-04	A L	63-86
3-14-04	N3 W	95-87
1-26-05	A W	75-66
2-12-05	H W	99-92
1-11-06	A L	52-76
2-11-06	H L	88-96

1-So. Conf. Tournament at Raleigh, N.C. (Reynolds Coliseum); 2-ACC Tournament at Raleigh, N.C. (Reynolds Coliseum); 3-ACC Tournament at Greensboro, N.C. (Greensboro Coliseum); 4-ACC Tournament at Landover, Md. (Capital Centre); 5-ACC Tournament at Atlanta, Ga. (Omni); 6-ACC Tournament at Charlotte, N.C. (Charlotte Coliseum); 7-ACC Tournament at Atlanta, Ga. (Georgia Dome); 8-NCAA Final Four at Minneapolis, Minn. (H.H. Metrodome).

ACC SERIES PROFILE

Terps at Home: 35-36
Terps at Cole Field House: 22-25
Terps at Comcast Center: 2-2
Terps on the Road: 15-52
Terps at Neutral Sites: 8-13
Terps since 1953-54: 42-78
Last 10 Games: 5-5
Current Streak: UM won 2
Longest UM Win Streak: 7
Longest DU Win Streak: 15
Largest Win Margin: 33 (64-31 on Jan. 7, 1959)
Largest Loss Margin: 36 (92-56 on Dec. 9, 1962)
Most UM Points Scored: 111
Most DU Points Scored: 114

DUQUESNE

Maryland leads, 8-0

2-9-72	H W	85-71
2-21-73	A W	81-71
2-20-74	H W	98-72
2-23-75	A W	103-82
12-11-82	H W	85-64
12-10-83	A W	78-67
11-23-98	H W	81-47
11-30-02	H W	89-39

EAST CAROLINA

Maryland leads, 6-0

11-29-75	H W	127-84
12-8-76	H W	80-69
12-7-77	H W	130-106
12-16-78	H W	82-71
2-13-80	H W	85-72
12-10-87	H W	75-59

EASTERN KENTUCKY

Maryland leads, 1-0

12-5-73	H W	106-57
---------	-----	--------

EAST TENNESSEE STATE

Maryland leads, 2-0

3-1-75	H W	104-87
12-23-89	N1 W	91-86

1-Chaminade Christmas Classic at Honolulu, Hawaii (Bassett Center).

EVANSVILLE

The series is tied, 1-1

12-31-53	N1 W	66-58
12-30-91	N2 L	64-75

1-All-American City Tournament at Owensboro, Ky.; 2-Fiesta Bowl Classic at Tucson, Ariz. (McKale Center).

FAIRLEIGH DICKINSON

Maryland leads, 6-0

12-10-80	H W	109-83
12-3-85	H W	74-51
12-29-86	H W	70-59
11-18-87	H W	81-70
11-22-99	H W	104-45
11-19-05	H W	111-85

FLORIDA

Maryland trails, 0-2

12-14-02	H	L
64-69		

1-So. Conf. Tournament at Atlanta, Ga.

FLORIDA INTERNATIONAL

Maryland leads, 1-0

11-25-97	H W	117-70
----------	-----	--------

FLORIDA STATE

Maryland leads, 23-7

1-18-92	H L	83-91
2-5-92	A W	93-65
1-13-93	A L	85-105
2-13-93	H L	84-87
1-11-94	H W	80-74
2-12-94	A W	69-66
1-10-95	A W	70-57
2-11-95	H W	80-65
3-10-95	N1 W	71-64
2-10-96	A L	78-100
3-4-96	H W	88-78
1-29-97	A L	70-74
2-13-97	H W	73-57
1-7-98	H W	81-74
2-7-98	A W	68-62
1-27-99	H W	107-87
2-27-99	A W	84-75
3-5-99	N1 W	93-69
1-29-00	A W	82-63
3-1-00	H W	85-70
3-10-00	N2 W	82-61
1-14-01	A W	76-55
2-14-01	H L	71-74
1-26-02	H W	84-63
2-27-02	A W	96-63
3-8-02	N2 W	85-59
1-11-03	H W	89-62
2-12-03	A W	74-72
12-29-03	A L	75-79
2-8-04	H W	73-62
12-19-04	H W	90-88
2-22-06	A L	60-71

1-ACC Tournament at Greensboro, N.C. (Greensboro Coliseum); 2-ACC Tournament at Charlotte, N.C. (Charlotte Coliseum).

ACC SERIES PROFILE

Terps at Home: 11-3
Terps at Cole Field House: 8-3
Terps at Comcast Center: 3-0
Terps on the Road: 9-4
Terps at Neutral Sites: 4-0
Terps since 1953-54: 24-7
Last 10 Games: 8-2
Current Streak: UM won 2
Longest UM Win Streak: 10
Longest FSU Win Streak: 2
Largest Win Margin: 33 (96-63 on Feb. 27, 2002)
Largest Loss Margin: 22 (100-78 on Feb. 10, 1996)
Most UM Points Scored: 107
Most FSU Points Scored: 105

FORDHAM

Maryland leads, 7-1

12-6-56	H L	62-68
12-7-57	A W	61-58
12-29-59	N1 W	76-54
12-20-69	H2 W	94-71
2-8-73	A W	83-72
1-17-74	H W	112-73
2-6-75	A W	65-46
12-20-75	H W	81-56

1-Blue Grass Festival at Louisville, Ky. (Kentucky State Fairgrounds Pavilion); 2-Maryland Invitational at College Park, Md. (Cole Field House).

FORT BELVOIR

Maryland trails, 0-1

1-26-44	H L	29-60
---------	-----	-------

GALLAUDET

Maryland leads, 7-6

1-11-11	A L	30-58
1910-11	H L	27-54
1-21-14	A L	15-79
2-14-14	H L	
1-18-19	N1 W	27-26
2-15-19	N1 L	9-33
1923-24	H W	42-28
1924-25	H W	25-14
1925-26	H W	40-13
1926-27	H W	39-26
1-18-28	H W	45-20
1-7-31	H W	38-29
12-21-44	H L	26-27

1-at Washington YMCA.

GEORGE MASON

Maryland leads, 6-0

12-5-81	H W	74-62
11-26-85	A W	81-80
12-22-89	N1 W	104-86
12-27-99	H W	69-66
3-15-01	N2 W	83-80
11-25-03	H W	79-64
12-4-04	N3 W	78-54

1-Chaminade Christmas Classic at Honolulu, Hawaii (Bassett Center); 2-NCAA Tournament at Boise, Idaho (BSU Pavilion); 3-BBAT Classic at Washington D.C. (MCI Center).

GEORGETOWN

Maryland leads, 36-25

1910-11	A L	25-31
1-28-14	A L	
3-11-35	H L	24-25
2-21-36	A W	47-39
2-20-37	H L	27-39
1-12-38	A L	39-57
2-8-39	H L	25-39
1-17-40	A W	28-27
1-17-41	A L	34-51
1-21-42	A W	51-42
2-20-43	H L	36-46
2-4-47	H W	55-49
1-7-48	A L	40-52
1-10-49	A L	51-53
2-17-49	H L	52-56
1-7-50	A W	71-65
1-13-51	H W	58-47
1-10-52	H W	55-40
2-21-52	A L	61-71
1-10-53	H L	45-54
2-19-53	A L	48-49
1-9-54	A L	56-58
2-18-54	H W	53-50
12-4-54	H W	60-43
2-25-55	A W	57-49
1-21-56	A W	62-57
2-25-56	H W	72-61
1-16-57	H W	82-69
2-27-57	A W	62-59
1-14-58	A W	55-45
2-26-58	H W	56-46
1-14-59	H W	61-53
2-25-59	A W	67-56
12-14-59	H W	59-48
1-13-60	A L	51-66
12-14-60	A W	78-67
1-11-61	H W	55-47
12-6-61	H L	78-79
1-10-62	A W	83-70
12-4-62	A L	70-79
2-4-63	H W	73-72
12-4-63	A L	72-83
2-25-64	H L	78-81
2-13-65	A W	85-67
12-15-65	H W	77-59
2-11-67	A L	49-80
3-2-68	H W	68-60
3-1-69	A W	83-78
2-7-70	H W	81-71
12-19-70	A L	79-92
12-13-71	H W	79-46

GEORGIA

Maryland trails, 2-5

2-29-24	N1 L	25-29
1926-27	H W	34-33
2-25-27	N1 L	22-27
3-2-31	N1 W	26-25
2-4-33	H L	36-40
3-15-82	N2 L	69-83
12-30-96	N3 L	65-73

1-So. Conf. Tournament at Atlanta, Ga.; 2-National Invitational Tournament at New York, N.Y. (Madison Square Garden); 3-Rainbow Classic at Honolulu, Hawaii (Bassett Center).

GEORGE WASHINGTON

Maryland leads, 35-29

2-11-14	H L	
2-1-19	N1 L	11-25
3-8-19	N1 L	20-53
1923-24	H W	41-22
1923-24	H L	19-20
2-22-39	A L	24-37
2-22-40	H L	26-44
2-10-41	A L	28-61
1-24-42	H L	29-47
1-23-43	A L	43-48
2-2-46	H W	48-35
1-10-47	H W	44-43
2-10-47	H L	48-63
2-11-48	A L	49-65
3-1-48	H L	35-59
1-26-49	H L	54-66
2-26-49	A L	42-61
1-14-50	H L	51-72
2-23-51	A L	47-67
2-29-52	H L	56-57
2-3-53	A L	62-63(2 OT)
2-24-53	H W	66-53
1-15-54	H W	68-61
2-23-54	A L	57-70
1-18-55	A L	53-75
2-8-55	H L	67-73
1-5-56	H W	

2006-07 MARYLAND MEN'S BASKETBALL



1 TEAM

ILLINOIS

Maryland leads, 3-2
 3-22-84 N1 L 70-72
 3-14-98 N2 W 67-61
 12-4-99 N3 W 69-67
 11-21-00 N4 L 80-90
 11-27-01 H5 W 76-63
 1-NCAA Tournament at Lexington, Ky (Rupp Arena), 2-NCAA Tournament at Sacramento Calif (Arco Arena), 3-BB&T Classic at Washington D.C. (MCI Center), 4-Mau Invitational at Lahaina, Hawaii (Lahaina Civic Center), 5-ACC/Big Ten Challenge at College Park, Md. (Cole Field House)

INDIANA

Maryland trails, 1-5
 12-30-33 H L 17-30
 12-20-34 H L 29-30
 12-28-59 N1 L 63-72
 3-14-81 N2 L 64-99
 4-1-02 N3 W 64-52
 12-3-02 N4 L 74-80
 1-Blue Grass Festival at Louisville, Ky (Kentucky State Fairgrounds Pavilion), 2-NCAA Tournament at Dayton, Ohio (Dayton Arena), 3-NCAA Final Four at Atlanta, Ga. (Georgia Dome), 4-ACC/Big Ten Challenge at Indianapolis, Ind. (Conseco Fieldhouse)

IONA

Maryland leads, 1-0
 3-16-00 N1 W 74-59
 1-NCAA Tournament at Minneapolis, Minn. (HHH Metrodome)

IOWA

Maryland leads, 2-0
 12-25-84 N1 W 78-68
 11-30-99 N2 W 83-65
 1-Rainbow Classic at Honolulu, Hawaii (Blaisdell Center), 2-ACC/Big Ten Challenge at Baltimore, Md. (Baltimore Arena)

JACKSON STATE

Maryland leads, 1-0
 11-19-04 H W 93-57

JACKSONVILLE

Maryland leads, 2-1
 3-23-72 N1 W 91-77
 12-9-89 H W 68-53
 12-8-90 A L 70-71
 1-National Invitation Tournament at New York, N.Y. (Madison Square Garden)

JAMES MADISON

Maryland leads, 1-0
 1-28-87 A W 90-76

JOHNS HOPKINS

Maryland leads, 19-5
 1-20-28 A L 20-22
 2-21-28 H W 23-19
 1-18-29 H L 23-25
 2-23-29 A W 19-18
 1-17-30 H W 41-24
 2-22-30 A W 39-24
 1-22-31 A W 33-20
 2-25-31 H W 31-22
 1-23-32 A W 33-26
 2-23-32 H W 38-24
 1-18-33 A L 27-37
 2-22-33 H W 35-31
 1-24-34 A L 32-35
 2-21-34 H W 32-19
 2-26-35 A W 41-35
 3-6-35 H W 52-25
 2-19-36 H W 45-40
 1-6-37 H W 54-31
 2-21-38 H W 56-30
 2-3-40 H W 49-36
 12-17-40 A L 24-38
 12-18-46 H W 41-36
 12-20-47 A W 64-53
 11-26-83 H W 108-65

KANSAS

Maryland trails, 2-3
 12-19-64 H L 61-63
 12-10-65 A L 62-71
 11-23-84 N1 L 56-58
 12-7-97 N2 W 86-83
 11-27-01 H5 W 97-88
 1-Great Alaska Shootout at Anchorage, Alaska (Sullivan Arena), 2-Franklin National Bank Classic at Washington, D.C. (MCI Center), 3-NCAA Final Four at Atlanta, Ga. (Georgia Dome)

KANSAS STATE

Maryland leads, 1-0
 12-11-65 A W 63-57

KENTUCKY

Maryland trails, 5-8
 1-19-28 H W 37-7
 2-28-30 N1 L 21-26
 3-3-31 N1 W 29-27
 12-15-55 H L 61-62
 12-15-56 A L 55-76
 12-9-57 H W 71-62
 12-15-58 A L 56-58
 3-20-88 N2 L 81-90
 11-24-95 N3 L 84-96
 12-12-98 A L 91-103
 11-24-99 N4 L 58-61
 12-11-99 H W 72-66
 3-22-02 N5 W 78-68
 1-So. Conf. Tournament at Atlanta, Ga., 2-NCAA Tournament at Cincinnati, Ohio (Riverfront Coliseum), 3-Hall of Fame Tip-Off Classic at Springfield, Mass. (Springfield Civic Center), 4-Preseason NIT at New York, N.Y. (Madison Square Garden), 5-NCAA East Regional at Syracuse, N.Y. (Carrner Dome)

KENTUCKY WESLEYAN

Maryland leads, 1-0
 1-2-54 A1 W 54-37
 1-All-American City Tournament at Owensboro, Ky

KENT

Maryland leads, 1-0
 1-2-73 H W 76-58

LAFAYETTE

Maryland leads, 4-0
 12-9-25 H W 30-15
 11-29-81 H W 82-58
 12-22-90 H W 64-48
 12-23-96 H W 108-67

LAMAR

Maryland leads, 1-0
 12-29-88 N1 W 74-65
 1-Sun Bowl Tournament at El Paso, Texas (Special Events Center)

LA SALLE

Maryland leads, 3-0
 12-30-83 H1 W 96-83
 12-12-92 A W 93-76
 12-27-94 H W 96-80
 1-Maryland Invitational at College Park, Md. (Cole Field House)

LEHIGH

Maryland leads, 1-0
 12-8-70 H W 85-66

LIBERTY

Maryland leads, 1-0
 12-28-04 H W 112-68

LONG ISLAND

Maryland leads, 7-0
 2-12-72 A W 78-80
 1-23-73 H W 100-73
 12-7-74 H W 99-94
 1-3-76 H W 111-88
 12-2-76 H W 49-45
 12-17-77 H W 94-64
 12-2-81 H W 87-79

LOUISIANA STATE

The series is tied, 2-2
 2-27-31 N1 W 37-33
 12-21-63 N2 W 75-65
 12-12-87 A L 54-55
 3-30-02 N3 W 77-79
 1-So. Conf. Tournament at Atlanta, Ga., 2-VPI Tournament at Blacksburg, Va. (Virginia Tech Coliseum)

LOUISVILLE

Maryland trails, 2-5
 12-30-61 N1 L 64-83
 3-22-75 N2 L 82-96
 1-13-79 H L 84-99
 12-13-80 A L 67-78
 12-10-91 A L 79-96
 12-28-92 H W 72-67
 11-20-00 N3 W 95-73
 1-Sugar Bowl Tournament at New Orleans, La. (Loyola Field House), 2-NCAA Tournament at Las Cruces, N.M. (Pan American Center), 3-Mau Invitational at Lahaina, Hawaii (Lahaina Civic Center)

LOYOLA (MD.)

Maryland leads, 8-5
 1-24-14 A L
 1-17-31 H L 30-33
 1-11-32 H L 27-28
 12-12-47 H L 52-63
 12-11-48 A L 75-77
 12-30-58 N1 W 54-50
 1-27-71 A W 88-69
 12-20-71 A W 73-60
 12-22-84 A W 81-74
 11-27-87 N2 W 74-60
 2-19-94 H W 94-71
 11-29-94 H W 92-62
 2-2-03 H W 85-58
 1-Sugar Bowl Tournament at New Orleans, La. (Loyola Field House), 2-MCI Harbor Classic at Baltimore, Md. (Baltimore Arena)

MAINE

Maryland leads, 1-0
 1-24-70 H W 97-68

MANHATTAN

The series is tied, 1-1
 3-15-58 N1 W 59-55
 3-19-06 H2 L 84-87
 1-NCAA Tournament at Charlotte, N.C. (Charlotte Coliseum), 2-NIT First Round at College Park, Md. (Comcast Center)

MARINE CORPS INSTITUTE

The series is tied, 1-1
 1-18-45 H L 34-50
 12-18-45 H W 61-46

MARSHALL

The series is tied, 2-2
 12-17-43 H L 39-46
 12-20-45 H L 43-50
 12-20-68 A1 W 89-80
 12-29-80 H2 W 114-89
 1-Marshall Invitational at Huntington, W. Va. (Memorial Field House), 2-Maryland Invitational at College Park, Md. (Cole Field House)

MD.-BALTIMORE COUNTY (UMBC)

Maryland leads, 13-0
 2-18-87 H W 78-64
 2-1-89 H W 78-66
 2-22-90 H W 113-61
 1-7-91 H W 92-66
 12-1-92 H W 103-80
 12-2-93 H W 89-80
 12-5-94 H W 102-77

MICHIGAN STATE

12-4-96 H W 67-31
 12-13-97 H W 104-66
 11-17-98 H W 90-62
 12-30-99 H W 82-52
 12-13-00 H W 93-67
 12-23-02 H W 101-60

MD.-EASTERN SHORE (UMES)

Maryland leads, 15-0
 11-30-79 H W 82-58
 1-20-81 H W 81-65
 12-7-81 H W 76-64
 12-1-82 H W 91-70
 12-14-83 H W 104-69
 12-13-84 H W 87-48
 2-17-86 H W 91-44
 2-27-87 H W 117-51
 2-25-88 H W 101-51
 12-1-88 H W 97-53
 11-26-91 H W 115-60
 12-7-92 H W 94-63
 12-28-95 H W 104-66
 12-30-00 H W 105-53
 1-6-04 H W 87-38

UMASS

Maryland trails, 2-4
 3-15-90 H1 W 91-81
 12-29-93 N2 L 80-94
 3-19-94 N3 W 95-87
 12-10-94 N4 L 74-85
 12-2-95 N5 L 47-50
 2-15-97 N6 L 61-78
 1-National Invitation Tournament at College Park, Md. (Cole Field House), 2-Hall of Fame Classic at Springfield, Mass. (Springfield Civic Center), 3-NCAA Tournament at Wichita, Kan. (Baltimore Coliseum), 4-At. Baltimore, Md. (Baltimore Arena), 5-Franklin National Bank Classic at Landover, Md. (USAR Arena), 6-At Worcester, Mass. (Worcester Centrum)

MEMPHIS

Maryland trails, 0-2
 12-30-57 N1 L 46-47
 12-17-66 A2 L 53-55
 11-26-04 N3 W 84-61
 1-Sugar Bowl Tournament at New Orleans, La. (Loyola Field House), 2-Memphis Invitational at Memphis, Tenn. (Mid-South Coliseum), 3-Hall of Fame Tip-Off Classic at Springfield, Mass. (Springfield Civic Center)

MERCER

Maryland leads, 1-0
 11-23-04 H W 93-67

MIAMI

Maryland trails, 3-5
 2-1-54 A W 63-57
 1-22-62 A W 71-68
 12-29-64 A1 L 73-80
 1-30-68 A L 73-93
 12-21-68 N2 L 85-92
 2-5-05 A L 73-75
 1-7-06 A L 70-84
 3-1-06 H W 65-61
 1-Hurricane Classic at Miami, Fla. (Miami Beach Convention Center), 2-Marshall Invitational at Huntington, W. Va. (Memorial Field House)

ACC SERIES PROFILE

Terps at Home: 1-0
 Terps at Comcast Center: 1-0
 Terps at the Road: 2-4
 Terps at Neutral Sites: 0-1
 Terps since 1953-54: 3-5
 Last 8 Games: 3-5
 Current Streak: UMd won 1
 Longest UM Win Streak: 1
 Longest UMIA Win Streak: 5
 Largest Win Margin: 4 (65-61 on Mar 1, 2006)
 Largest Loss Margin: 25 (92-67 on Jan 5, 1992)
 Most UM Points Scored: 85
 Most UM Points Scored: 93

MIAMI-OH

Maryland leads, 4-1
 1-28-49 A W 43-42
 1-29-49 A L 49-58
 12-28-79 H1 W 115-76
 3-15-85 N2 W 69-68
 11-24-02 H W 64-49
 1-Maryland Invitational at College Park, Md. (Cole Field House), 2-NCAA Tournament at Dayton, Ohio (Dayton Arena)

MICHIGAN

Maryland trails, 2-3
 1-4-27 A L 25-39
 12-18-33 H W 29-25
 12-17-37 H L 26-43
 3-25-94 N1 L 71-78
 12-2-00 N2 W 82-51
 1-NCAA Tournament at Dallas, Texas (Reunion Arena), 2-BB&T Classic at Washington D.C. (MCI Center)

MICHIGAN STATE

Maryland trails, 0-2
 12-29-55 H1 L 75-95
 3-28-03 N1 L 58-60
 1-Md-Winter Festival at College Park, Md. (Cole Field House), 2-NCAA Tournament at San Antonio, Texas (Alamodome)

MINNESOTA

Maryland leads, 3-0
 12-10-60 A W 64-53
 12-15-61 H W 75-69
 11-30-05 H W 83-66

MISSISSIPPI

Maryland trails, 1-2
 2-26-26 N1 L 19-22
 3-1-29 N1 L 35-37
 11-28-87 N2 W 77-69
 1-So. Conf. Tournament at Atlanta, Ga. (Atlanta-Fulton County Stadium), 2-MCI Harbor Classic at Baltimore, Md. (Baltimore Arena)

MISSISSIPPI STATE

Maryland trails, 0-2
 12-29-58 N1 L 45-56
 12-29-61 N1 L 62-64
 1-Sugar Bowl Tournament at New Orleans, La. (Loyola Field House)

MISSOURI

Maryland trails, 1-3
 1-6-88 A L 85-93
 1-24-89 H L 73-87
 2-18-96 H W 91-72
 12-30-97 A L 79-83
 1-20-60 A W 51-50
 1-18-61 H W 63-62
 2-3-62 A L 58-67
 1-12-63 H W 67-61
 1-11-64 A L 55-68
 1-3-65 H W 77-58
 2-20-65 A W 70-57
 2-9-66 H W 74-69
 2-16-67 A L 65-66
 1-17-68 H W 76-72
 2-12-69 A L 68-72
 1-14-70 H W 73-57
 1-22-72 A W 85-60
 1-20-73 A W 76-67
 1-19-74 A W 72-50
 1-18-75 A W 87-73
 1-17-76 A W 87-69
 1-15-77 N1 W 62-54
 1-23-79 H W 82-62
 11-28-80 H W 86-64
 1-31-83 H W 98-73
 3-17-85 N2 W 64-59
 1-At Landover, Md. (Capital Centre), 2-NCAA Tournament at Dayton, Ohio (Dayton Arena)

MONTANA STATE

Maryland leads, 1-0
 12-30-56 N1 W 89-72
 1-All-American City Tournament at Owensboro, Ky

MORGAN STATE

Maryland leads, 4-0
 12-7-88 H W 73-61
 12-26-92 H W 103-63
 12-4-93 H W 85-62
 12-23-94 H W 138-72

MOUNT ST. JOSEPH'S

Maryland trails, 1-2
 1910-11 H W 22-20
 1-10-14 H L
 1-17-14 A L

MOUNT ST. MARY'S

Maryland leads, 5-0
 12-8-87 A W 82-54
 11-23-91 H W 83-53
 11-22-97 H W 102-74
 1-3-04 H W 89-56
 1-4-05 H W 85-53

NAVY

Maryland leads, 30-27
 1924-25 A L 16-23
 1925-26 A W 21-12
 1926-27 A L 30-32
 2-4-28 A L 26-35
 2-13-29 A W 30-27
 1-22-30 A W 43-39
 2-21-31 A L 33-36
 1-20-32 H W 26-15
 1-28-33 A L 21-59
 2-3-34 A L 27-46
 1-30-35 A L 36-43
 1-15-36 A W 32-20
 2-3-37 A L 37-53
 2-2-38 A L 34-37
 1-11-39 A L 37-47
 12-29-55 H1 L 75-95
 3-28-03 N1 L 58-60
 2-11-42 A L 47-61
 1-30-43 A W 63-54
 2-26-44 A L 35-69
 1-10-45 A L 33-70
 1-16-46 A L 35-44
 1-22-47 A L 27-55
 1-14-48 A L 47-51
 1-22-49 A L 46-52
 12-17-49 A L 62-75
 1-10-51 A L 47-51
 1-5-52 A W 48-45
 2-21-53 A L 47-51
 2-13-54 A W 61-60
 1-29-55 A W 60-54
 2-4-56 H W 80-61
 2-23-57 A L 55-56
 12-18-57 H W 88-58
 2-1-58 A W 64-51
 12-17-58 H L 50-53
 1-20-60 A W 51-50
 1-18-61 H W 63-62
 2-3-62 A L 58-67
 1-12-63 H W 67-61
 1-11-64 A L 55-68
 1-3-65 H W 77-58
 2-20-65 A W 70-57
 2-9-66 H W 74-69
 2-16-67 A L 65-66
 1-17-68 H W 76-72
 2-12-69 A L 68-72
 1-14-70 H W 73-57
 1-22-72 A W 85-60
 1-20-73 A W 76-67
 1-19-74 A W 72-50
 1-18-75 A W 87-73
 1-17-76 A W 87-69
 1-15-77 N1 W 62-54
 1-23-79 H W 82-62
 11-28-80 H W 86-64
 1-31-83 H W 98-73
 3-17-85 N2 W 64-59
 1-At Landover, Md. (Capital Centre), 2-NCAA Tournament at Dayton, Ohio (Dayton Arena)

NEW MEXICO STATE

Maryland trails 0-1
 12-31-56 N1 L 43-45
 1-All-American City Tournament at Owensboro, Ky

NEW YORK UNIVERSITY

Maryland trails, 0-2
 1-8-11 H L 7-25
 2-3-38 H L 27-42

NIAGARA

Maryland leads, 1-0
 3-25-72 N1 W 100-69
 1-National Invitation Tournament at New York, N.Y. (Madison Square Garden)

NICHOLLS STATE

Maryland leads, 1-0
 11-27-05 H W 88-56

NORFOLK STATE

Maryland leads, 2-0



Table of basketball game results for the ACC series, listing dates, times, and scores for various teams.

ACC SERIES PROFILE

Terps at Home: 33-45
Terps at Cole Field House: 18-29
Terps at Comcast Center: 2-2
Terps on the Road: 16-53
Terps at Neutral Sites: 4-15
Terps since 1953-54: 35-85
Last 10 Games: 4-6
Current Streak: UNC won 5
Longest UM Win Streak: 5
Longest UNC Win Streak: 11
Largest Win Margin: 40 (96-56 on Feb 22, 2003)

NC STATE

Table of basketball game results for NC State, listing dates, times, and scores.

Table of basketball game results for Northeastern, listing dates, times, and scores.

NORWESTERN

Table of basketball game results for Northwestern, listing dates, times, and scores.

NORTH TEXAS

Table of basketball game results for North Texas, listing dates, times, and scores.

NOTRE DAME

Table of basketball game results for Notre Dame, listing dates, times, and scores.

OLD DOMINION

Table of basketball game results for Old Dominion, listing dates, times, and scores.

OHIO STATE

Table of basketball game results for Ohio State, listing dates, times, and scores.

OHIO WESLEYAN

Table of basketball game results for Ohio Wesleyan, listing dates, times, and scores.

OKLAHOMA STATE

Table of basketball game results for Oklahoma State, listing dates, times, and scores.

ORAL ROBERTS

Table of basketball game results for Oral Roberts, listing dates, times, and scores.

PENN STATE

Table of basketball game results for Penn State, listing dates, times, and scores.

PENNSYLVANIA

Table of basketball game results for Pennsylvania, listing dates, times, and scores.

PEPPERDINE

Table of basketball game results for Pepperdine, listing dates, times, and scores.

PITTSBURGH

Table of basketball game results for Pittsburgh, listing dates, times, and scores.

PRINCETON

Table of basketball game results for Princeton, listing dates, times, and scores.

PROVIDENCE

Table of basketball game results for Providence, listing dates, times, and scores.

QUANTICO MARINES

Table of basketball game results for Quantico Marines, listing dates, times, and scores.

RANDOLPH MACON

Table of basketball game results for Randolph Macon, listing dates, times, and scores.

RHODE ISLAND

Table of basketball game results for Rhode Island, listing dates, times, and scores.

RICHMOND

Table of basketball game results for Richmond, listing dates, times, and scores.

SACRAMENTO STATE

Table of basketball game results for Sacramento State, listing dates, times, and scores.

ST. FRANCIS (PA.)

Table of basketball game results for St. Francis (Pa.), listing dates, times, and scores.

ST. JOHN'S (ANNAPOLIS)

Table of basketball game results for St. John's (Annapolis), listing dates, times, and scores.

ST. JOHN'S

Table of basketball game results for St. John's, listing dates, times, and scores.

ST. JOSEPH'S

Table of basketball game results for St. Joseph's, listing dates, times, and scores.

ST. LOUIS

Table of basketball game results for St. Louis, listing dates, times, and scores.

ST. PETER'S

Table of basketball game results for St. Peter's, listing dates, times, and scores.

SAN FRANCISCO

Table of basketball game results for San Francisco, listing dates, times, and scores.

SANTA CLARA

Table of basketball game results for Santa Clara, listing dates, times, and scores.

SETON HALL

Table of basketball game results for Seton Hall, listing dates, times, and scores.

2006-07 MARYLAND MEN'S BASKETBALL



1 TEAM

SIENA

Maryland leads, 1-0
3-15-02 N1 W 85-70
1-NCAA Tournament at Washington, D.C. (MCI Center)

SOUTH CAROLINA

Maryland leads, 31-27
1924-25 H W 38-22
2-24-33 N1 L 28-65
1-4-35 H W 35-21
1-29-40 A L 30-33
1-16-48 H W 68-54
2-21-48 A W 54-53
2-8-49 H W 79-49
2-19-49 A W 57-56
2-13-50 H L 56-61
2-24-50 A L 44-59
2-2-51 A L 43-70
2-12-51 H W 47-37
12-3-53 A W 53-49
12-18-53 H W 79-48
1-4-55 H W 68-51
1-10-55 A W 68-52
1-4-56 H W 76-57
1-9-56 A W 59-53
1-5-57 A L 60-68
1-14-57 H W 66-59
3-5-57 N2 L 64-74
1-3-58 A W 72-59
3-1-58 H W 99-59
1-9-59 A W 59-41
2-27-59 H W 75-45
1-8-60 H W 85-52
2-27-60 A W 72-55
1-7-61 H W 72-58
2-11-61 A L 61-64
1-6-62 H L 77-86
2-9-62 A L 68-85
1-5-63 H W 68-63
2-11-63 A W 51-44
1-6-64 H L 69-73 (OT)

STANFORD

Maryland leads, 3-0
12-28-85 N1 W 67-65
12-6-98 N2 W 62-60
3-24-01 N3 W 87-73
1-Hawai-Pacific Tournament at Waikulu, Hawaii (War Memorial Coliseum), 2-B&T Classic at Washington, D.C. (MCI Center), 3-NCAA Tournament at Anaheim, Calif. (Arrowhead Pond of Anaheim)
2-27-59 H W 75-45
1-8-60 H W 85-52
2-27-60 A W 72-55
1-7-61 H W 72-58
2-11-61 A L 61-64
1-6-62 H L 77-86
2-9-62 A L 68-85
1-5-63 H W 68-63
2-11-63 A W 51-44
1-6-64 H L 69-73 (OT)

STEVENS INSTITUTE

Maryland leads, 4-1
1924-25 A W 21-19
1924-25 H W 21-17
1925-26 H L 24-27
1926-27 H W 27-18
1-30-28 H W 31-24

STONY BROOK

Maryland leads, 1-0
12-6-00 H W 107-59

SYRACUSE

Maryland leads, 5-1
3-20-72 N1 W 71-65
12-30-72 H2 W 90-76
3-19-73 N3 W 91-75
12-29-76 H2 W 96-85
12-6-80 A4 W 83-73
3-20-04 N5 L 70-72
1-National Invitation Tournament at New York, N.Y. (Madison Square Garden), 2-Maryland Invitational at College Park, Md. (Cole Field House), 3-NCAA Tournament at Charlotte N.C. (Charlotte Coliseum), 4-Carner Classic at Syracuse, N.Y. (Carner Dome), 5-NCAA Tournament at Denver, Colo. (Pepsi Center)

TAMPA

Maryland leads, 2-0
1-30-54 A W 61-51
12-22-70 H W 80-72

SOUTH CAROLINA STATE

Maryland leads, 1-0
12-27-98 H W 104-70

SOUTHERN CALIFORNIA

Maryland leads, 3-0
12-30-78 H1 W 83-79
2-19-90 A W 64-62
11-28-90 H W 72-59
1-Maryland Invitational at College Park, Md. (Cole Field House)

SOUTHERN ILLINOIS

Maryland trails, 0-1
12-22-67 N1 L 72-73 (OT)
1-Sun Carnival Tournament at El Paso, Texas (Memorial Gymnasium)

SOUTH FLORIDA

Maryland leads, 2-0
1-23-90 H W 84-66
1-19-91 A W 87-81

STANFORD

Maryland leads, 3-0
12-28-85 N1 W 67-65
12-6-98 N2 W 62-60
3-24-01 N3 W 87-73
1-Hawai-Pacific Tournament at Waikulu, Hawaii (War Memorial Coliseum), 2-B&T Classic at Washington, D.C. (MCI Center), 3-NCAA Tournament at Anaheim, Calif. (Arrowhead Pond of Anaheim)

STAUNTON MILITARY

Maryland trails, 0-1
1910-11 A L 24-58

STEVENS INSTITUTE

Maryland leads, 4-1
1924-25 A W 21-19
1924-25 H W 21-17
1925-26 H L 24-27
1926-27 H W 27-18
1-30-28 H W 31-24

STONY BROOK

Maryland leads, 1-0
12-6-00 H W 107-59

SYRACUSE

Maryland leads, 5-1
3-20-72 N1 W 71-65
12-30-72 H2 W 90-76
3-19-73 N3 W 91-75
12-29-76 H2 W 96-85
12-6-80 A4 W 83-73
3-20-04 N5 L 70-72
1-National Invitation Tournament at New York, N.Y. (Madison Square Garden), 2-Maryland Invitational at College Park, Md. (Cole Field House), 3-NCAA Tournament at Charlotte N.C. (Charlotte Coliseum), 4-Carner Classic at Syracuse, N.Y. (Carner Dome), 5-NCAA Tournament at Denver, Colo. (Pepsi Center)

TAMPA

Maryland leads, 2-0
1-30-54 A W 61-51
12-22-70 H W 80-72

TEMPLE

The series is tied, 4-4
12-4-48 A L 49-67
3-14-58 N1 L 67-71
12-29-79 H2 W 85-63
2-28-98 N3 W 83-66
2-13-00 A L 65-73
11-9-01 N4 W 82-74
1-15-05 H W 80-69
1-28-06 A L 85-91
1-NCAA Tournament at Charlotte N.C. (Charlotte Coliseum), 2-Maryland Invitational at College Park, Md. (Cole Field House), 3-at Baltimore, Md. (Baltimore Arena), 4-Coaches vs. Cancer IKON Classic at New York, N.Y. (Madison Square Garden)

TENNESSEE

The series is tied, 2-2
12-5-49 A L 40-61
12-20-63 N1 L 59-70
3-8-80 N2 W 86-75
11-25-84 N3 W 72-49
1-VPI Tournament at Blacksburg, Va. (Virginia Tech Coliseum), 2-NCAA Tournament at Greensboro, N.C. (Greensboro Coliseum), 3-Great Alaska Shootout at Anchorage, Alaska (Sullivan Arena)

TENNESSEE-CHATTANOOGA

Maryland leads, 2-0
3-12-81 N1 W 81-69
3-17-83 N2 W 52-51
1-NCAA Tournament at Dayton, Ohio (Dayton Arena), 2-NCAA Tournament at Houston, Texas (The Summit)

TEXAS-EL PASO

Maryland trails, 1-2
12-21-67 A1 L 53-70
12-30-88 A2 L 51-69
3-18-04 N3 W 86-83
1-Sun Carnival Tournament at El Paso, Texas (Memorial Gymnasium), 2-Sun Bowl Tournament at El Paso, Texas (Special Events Center), 3-NCAA Tournament at Denver, Colo. (Pepsi Center)

UNC BARBARA

Maryland leads, 1-0
3-18-88 N1 W 92-82
1-NCAA Tournament at Cincinnati, Ohio (Riverfront Coliseum)

TEXAS

Maryland leads, 1-0
3-18-95 N1 W 82-68
1-NCAA Tournament at Salt Lake City, Utah (Jon Huntsman Center)

TEXAS A&M CORPUS CHRISTI

Maryland leads, 1-0
1-4-06 H W 99-73

TEXAS CHRISTIAN

Maryland leads, 2-0
11-25-88 N1 W 74-67
3-26-05 H2 W 85-73
1-Freedom Bowl Classic at Irvine, Calif. (Bren Events Center), 2-NIT Third Round at College Park, Md. (Comcast Center)

TEXAS TECH

Maryland leads, 1-0
12-27-54 N1 W 58-54
1-All-American City Tournament at Owensboro, Ky.

TOWSON

Maryland leads, 12-0
12-9-81 H W 75-59
12-14-82 H W 66-56
2-21-85 H W 91-38
12-13-85 H W 91-58
1-5-87 H W 79-71
11-26-90 H W 93-69
12-21-91 H W 83-76
12-23-92 H W 78-68
12-23-93 N1 W 109-71
12-12-94 H W 120-73
11-27-95 N1 W 70-67
11-30-96 H W 93-76
1-at Baltimore, Md. (Baltimore Arena)

TULANE

Maryland leads, 1-0
11-19-99 H1 W 78-70
1-Preseason NIT at College Park, Md. (Cole Field House)

TULSA

Maryland leads, 1-0
12-28-64 N1 W 66-59
1-Hurricane Classic at Miami, Fla. (Miami Beach Convention Center)

UC IRVINE

Maryland leads, 1-0
12-11-90 H W 93-79

UCLA

Maryland trails, 2-5
12-1-73 A L 64-65
12-28-74 H1 L 75-61
12-29-81 A L 57-90
12-23-82 H W 80-79 (OT)
12-9-95 N2 L 63-73
11-27-98 N3 W 70-54
3-18-00 N4 L 70-105
1-Maryland Invitational at College Park, Md. (Cole Field House), 2-John Wooden Classic at Anaheim, Calif. (Arrowhead Pond of Anaheim), 3-Puerto Rico Shootout at Bayamon, P.R. (Eugenio Guerra Sports Complex), 4-NCAA Tournament at Minneapolis, Minn. (HHH Metrodome)

UC SANTA BARBARA

Maryland leads, 1-0
3-18-88 N1 W 92-82
1-NCAA Tournament at Cincinnati, Ohio (Riverfront Coliseum)

UNC ASHEVILLE

Maryland leads, 2-0
12-22-97 H W 110-52
12-12-04 H W 96-72

UNC CHARLOTTE

Maryland leads, 1-0
12-22-75 H W 70-60

UNC GREENSBORO

Maryland leads, 2-0
2-25-92 H W 84-55
12-23-03 H W 85-58

UNC WILMINGTON

Maryland leads, 2-0
12-27-97 H W 74-36
3-21-03 N1 W 75-73
1-NCAA Tournament at Nashville, Tenn. (Gaylord Entertainment Center)

UNLV

Maryland trails, 1-4
2-4-78 H W 81-68
12-4-78 A L 88-94
1-19-85 A L 76-78
12-7-85 H L 61-64
3-16-86 N1 L 64-70
1-NCAA Tournament at Long Beach, Calif. (Long Beach Arena)

U.S. MERCHANT MARINES

Maryland trails, 1-3
2-27-45 A L 41-54
2-14-46 H W 43-39
2-26-46 A L 31-48
2-19-47 A L 47-73

UTAH

Maryland leads, 1-0
11-22-94 N1 W 90-78
1-Maui Invitational at Lahaina, Hawaii (Lahaina Civic Center)

UTAH STATE

Maryland leads, 1-0
3-12-98 N1 W 82-68
1-NCAA Tournament at Sacramento, Calif. (Arco Arena)

VALPARAISO

Maryland leads, 1-0
3-11-99 N1 W 82-60
1-NCAA Tournament at Orlando, Fla. (Orlando Arena)

VANDERBILT

Maryland leads, 1-0
12-28-57 N1 W 71-56
1-Sugar Bowl Tournament at New Orleans, La. (Loyola Field House)

VILLANOVA

Maryland trails, 1-2
1-27-85 H W 77-74
3-22-85 N1 L 43-46
2-1-86 A L 62-64
1-NCAA Tournament at Birmingham, Ala. (Birmingham Coliseum)

VIRGINIA

Maryland leads, 101-63
1923-24 H L 13-26
1924-25 H W 24-18
1924-25 A W 36-25
1925-26 A L 28-34
1925-26 H W 30-21
1926-27 A L 17-22
1926-27 H W 29-28 (OT)
1-27-28 H W 26-20
2-13-28 A L 12-34
1-15-29 A W 30-22
2-1-29 H L 22-25
1-14-30 H W 54-20
2-15-30 H W 51-29
2-2-31 A L 31-34
1-23-31 H W 34-21
1-21-32 A W 36-31
2-13-32 H W 46-18
1-31-33 A L 19-26
2-9-33 H W 37-28
1-26-34 A W 43-20
2-6-34 H W 28-25
2-2-35 H W 44-24
2-20-35 A W 33-32
2-6-36 H W 40-34
1-23-37 H W 37-23
1-27-38 A W 39-23
1-28-39 H W 31-21
2-6-41 A L 18-47
1-9-42 A W 35-34
1-29-42 H W 36-26
1-9-43 H W 53-49
2-15-43 A W 56-42
1-8-44 A L 20-52
2-5-44 H L 26-49
2-3-45 A L 26-57
2-10-45 H L 33-61
1-23-46 A L 45-48
2-9-46 H W 37-36
1-12-48 A L 44-64
2-18-48 H L 56-68
12-16-48 H L 47-53
1-7-49 A L 43-79
12-4-49 A L 56-66
2-14-50 H W 70-52
12-1-50 H W 59-57
12-13-50 A W 46-43
12-2-51 A W 59-42
1-7-52 H W 63-53
12-2-52 H W 71-61
1-5-53 A W 59-56
1-5-54 H W 70-64
1-18-54 A W 70-56
12-14-54 A W 72-69
1-6-55 H W 78-65
3-3-55 N1 L 67-68 (OT)
12-2-55 H W 67-55
2-23-56 A L 60-73
12-1-56 A W 67-63
1-1-57 N2 W 43-39
2-12-57 H W 85-64
3-7-57 N1 W 71-68
2-7-58 A W 87-66
12-18-58 H W 69-56
3-6-58 N1 W 70-56
12-10-58 H W 63-56
2-18-59 A L 50-62
3-5-59 N1 L 65-66
12-9-59 H W 70-62
2-10-60 A W 44-43
12-3-60 A W 57-52
2-22-61 H W 77-62
12-18-61 A W 91-70
2-21-62 H L 68-72
12-15-62 A W 67-61
2-16-63 H L 69-71
12-2-63 H W 68-58
2-20-64 A L 73-79
12-5-64 A L 59-61

VIRGINIA MILITARY INSTITUTE (VMI)

Maryland leads, 42-10
1-28-11 A W 17-14
2-4-14 A L 3-44
1923-24 H L 12-21
1923-24 N1 W 34-19
1925-26 A W 30-21
1926-27 A W 32-15
2-5-29 A W 30-27
2-12-30 A W 44-25
2-22-30 H W 39-21
1-9-31 A W 35-18
1-30-31 H W 44-20
1-16-32 A W 43-28
1-26-32 H W 38-20
1-13-33 A L 29-30
2-14-33 H W 45-29
2-13-34 H W 36-27
1-8-35 H W 39-24
1-19-36 A L 49-29
1-11-36 A W 53-32
1-10-37 H L 64-71
3-1-37 A W 77-82
1-20-38 A L 72-84
3-5-38 H W 69-63
1-17-39 H L 58-64 (OT)
3-5-39 A L 59-86
1-17-40 A W 74-72
3-3-40 H W 89-74
1-16-41 H L 62-76
3-2-41 A W 78-74 (OT)
1-29-42 A L 75-82
3-7-42 H L 74-76
2-4-43 H L 68-70
3-6-43 A L 74-88
2-2-44 A L 66-73
3-5-44 H W 70-68
3-11-44 N5 L 63-69
2-1-45 H W 71-62
3-5-45 A L 67-92
2-1-46 A W 80-72
3-2-46 H W 83-71
1-4-47 H W 78-62
3-2-47 A L 74-81
2-1-48 H W 77-70
2-24-48 A W 74-66
1-7-49 A W 71-66
2-6-49 H W 88-72
2-2-00 H W 91-79
3-4-00 A L 87-89 (OT)
1-31-01 H L 78-99
3-3-01 H W 102-67
1-31-02 A W 91-87
3-3-02 H W 112-92
2-6-03 H L 78-86
3-9-03 A L 78-80 (OT)
2-4-04 A W 71-67
3-7-04 H W 70-61
1-19-05 H W 82-68
2-19-05 A W 92-89 (OT)
2-7-06 H W 76-65
3-5-06 A W 71-70
1-ACC Tournament at Raleigh, N.C. (Reynolds Coliseum), 2-All-American City Tournament at Owensboro, Ky. (ACC Tournament at Greensboro, N.C. (Greensboro Coliseum), 4-ACC Tournament at Landover, Md. (Capital Centre), 5-ACC Tournament at Charlotte N.C. (Charlotte Coliseum)

ACC SERIES PROFILE

Terps at Home: 60-20
Terps at Cole Field House: 22-25
Terps on the Road: 35-39
Terps at Neutral Sites: 5-5
Terps since 1953-54: 71-44
Last 10 Games: 8-2
Current Streak: MD won 6
Longest UM Win Streak: 11
Longest UVA Win Streak: 5
Largest Win Margin: 35 (102-67 on March 3, 2001, 110-75 on March 2, 1974)
Largest Loss Margin: 36 (79-43 on Jan 7, 1949)
Most UM Points Scored: 112
Most UVA Points Scored: 99

VIRGINIA MILITARY INSTITUTE (VMI)

Maryland leads, 42-10
1-28-11 A W 17-14
2-4-14 A L 3-44
1923-24 H L 12-21
1923-24 N1 W 34-19
1925-26 A W 30-21
1926-27 A W 32-15
2-5-29 A W 30-27
2-12-30 A W 44-25
2-22-30 H W 39-21
1-9-31 A W 35-18
1-30-31 H W 44-20
1-16-32 A W 43-28
1-26-32 H W 38-20
1-13-33 A L 29-30
2-14-33 H W 45-29
2-13-34 H W 36-27
1-8-35 H W 39-24
1-19-36 A L 49-29
1-11-36 A W 53-32
1-10-37 H L 64-71
3-1-37 A W 77-82
1-20-38 A L 72-84
3-5-38 H W 69-63
1-17-39 H L 58-64 (OT)
3-5-39 A L 59-86
1-17-40 A W 74-72
3-3-40 H W 89-74
1-16-41 H L 62-76
3-2-41 A W 78-74 (OT)
1-29-42 A L 75-82
3-7-42 H L 74-76
2-4-43 H L 68-70
3-6-43 A L 74-88
2-2-44 A L 66-73
3-5-44 H W 70-68
3-11-44 N5 L 63-69
2-1-45 H W 71-62
3-5-45 A L 67-92
2-1-46 A W 80-72
3-2-46 H W 83-71
1-4-47 H W 78-62
3-2-47 A L 74-81
2-1-48 H W 77-70
2-24-48 A W 74-66
1-7-49 A W 71-66
2-6-49 H W 88-72
2-2-00 H W 91-79
3-4-00 A L 87-89 (OT)
1-31-01 H L 78-99
3-3-01 H W 102-67
1-31-02 A W 91-87
3-3-02 H W 112-92
2-6-03 H L 78-86
3-9-03 A L 78-80 (OT)
2-4-04 A W 71-67
3-7-04 H W 70-61
1-19-05 H W 82-68
2-19-05 A W 92-89 (OT)
2-7-06 H W 76-65
3-5-06 A W 71-70
1-ACC Tournament at Raleigh, N.C. (Reynolds Coliseum), 2-All-American City Tournament at Owensboro, Ky. (ACC Tournament at Greensboro, N.C. (Greensboro Coliseum), 4-ACC Tournament at Landover, Md. (Capital Centre), 5-ACC Tournament at Charlotte N.C. (Charlotte Coliseum)



VIRGINIA TECH

Maryland leads, 25-5

1925-26	A	W	19-17
1925-26	H	W	30-14
1-12-28	A	W	29-20
2-23-28	H	W	30-10
2-4-29	A	L	29-39
1-25-30	H	W	44-27
2-11-30	A	W	34-23
1-31-31	H	W	33-16
1-30-32	H	W	51-16
1-7-33	A	W	40-20
1-21-33	H	W	37-21
1-13-34	A	W	29-24
1-20-34	H	W	34-32
1-31-38	H	W	42-35
1-19-40	H	W	49-41
2-21-41	H	L	39-48
1-17-47	A	W	57-49
2-17-47	H	W	55-42
12-9-48	H	W	60-51
12-3-49	A	L	57-63
1-15-51	H	L	57-66
1-12-53	H	W	65-46
2-6-53	A	W	70-56
12-17-53	H	W	60-52
2-5-54	A	W	54-41
1-29-90	H	W	89-80
2-19-91	A	W	82-67
2-8-05	H	W	86-71
3-5-05	A	L	78-86
1-21-06	H	W	81-72

ACC SERIES PROFILE

Terps at Home 16-2
Terps at Cole Field House 2-0
Terps at Comcast Center 2-0
Terps on the Road 9-3
Terps at Neutral Sites 0-0
Terps since 1953-54 5-1
Last 10 Games 8-2
Current Streak (W/U) won 1
Longest UM Win Streak 10
Longest VT Win Streak 2
Largest Win Margin 35 (51-16 on Jan 30 1932)
Largest Loss Margin 10 (29-39 on Feb 4 1929 86-76 on Mar 3 2005)
Most UM Points Scored 89
Most VT Points Scored 66

WAGNER

Maryland leads, 2-0
12-5-80 N1 W 96-73
1-4-03 H W 79-57
1 Carrier Classic at Syracuse N.Y. (Camer Dome)

WAKE FOREST

Maryland leads, 58-54

3-6-53	N1	L	59-61
12-5-53	A	L	54-71
2-15-54	H	W	74-53
3-5-54	N2	L	56-64
12-10-54	H	L	56-62
2-21-55	A	L	71-75
12-10-55	H	W	61-51
2-20-56	A	L	60-76
12-10-56	H	W	59-53
2-18-57	A	L	58-62
12-13-57	H	W	72-58
2-8-58	A	W	74-67
12-20-58	H	W	68-65
2-7-59	A	L	53-56
12-18-59	H	L	47-54
2-6-60	A	L	64-65
12-17-60	H	L	60-72
2-4-61	A	L	69-78
3-3-61	N2	L	76-96
12-16-61	H	W	79-62
2-17-62	A	L	78-81
12-19-62	H	L	74-85
2-14-63	A	L	54-75
2-28-63	N2	L	41-80
1-20-64	A	W	91-82
2-14-64	H	L	77-79
12-18-64	H	W	82-64
1-14-65	A	W	93-85

12-4-65	H	W	87-66
2-7-66	A	W	86-78
12-20-66	H	L	59-68
3-4-67	A	L	64-78
12-14-67	A	L	60-73
2-17-68	H	W	87-74
12-14-68	A	L	87-95
1-3-69	A3	L	71-93
12-13-69	H	L	87-104
1-3-70	A3	W	96-88
12-12-70	H	W	72-71
3-2-71	A	L	66-72
1-10-72	A3	W	49-46
3-1-72	H	W	64-56
1-22-73	H	W	105-76
2-28-73	A	L	60-62
3-9-73	N4	W	73-65
1-11-74	A	W	72-59
2-27-74	H	W	77-68
12-4-74	A	W	99-78
1-11-75	H	W	89-73
1-10-76	A3	L	93-96
2-25-76	H	W	105-91
1-8-77	H	L	85-86
2-22-77	A3	W	81-80
1-7-78	A3	L	75-84
2-22-78	H	W	91-89
1-6-79	H	L	60-66
2-19-79	A3	W	54-53
1-5-80	A	W	84-76
2-20-80	H	W	83-77
2-4-81	A	L	60-67
2-21-81	H	W	94-80
2-3-82	H	W	61-56
2-20-82	A3	L	42-48
2-9-83	A3	L	66-79
2-28-83	H	W	83-75
2-8-84	A3	L	87-90
2-28-84	H	W	90-79
3-10-84	N4	W	66-64
2-6-85	A	W	64-62
2-24-85	H	W	69-66
1-28-86	H	W	77-55
2-26-86	A3	W	59-48
2-2-87	A	L	58-69
2-22-87	H	L	66-75
1-2-88	H	W	93-76
2-27-88	A3	W	70-65
1-4-89	A	L	60-70
2-25-89	H	L	61-75
1-4-90	H	W	88-82
2-24-90	A	L	74-84
1-2-91	A	L	62-74
2-23-91	H	W	86-78
1-22-92	H	L	76-86
3-5-92	A	W	77-66
1-16-93	H	L	73-86
2-17-93	A	L	64-88
1-15-94	A	W	61-58
2-16-94	H	W	81-58
1-14-95	H	W	76-66
2-15-95	A	L	54-63
1-13-96	A	L	64-77
2-15-96	H	L	78-85
1-19-97	A	W	54-51
2-1-97	H	L	69-74
1-17-98	A	L	60-72
2-19-98	H	L	79-83
12-3-98	H	W	92-69
1-31-99	A	L	72-85
1-19-00	H	W	71-53
2-19-00	A	W	73-67
1-17-01	H	W	81-71
2-17-01	A	W	73-57
3-9-01	N5	W	71-53
1-23-02	A	W	85-63
2-24-02	H	W	90-89
1-15-03	A	L	72-81
2-17-03	H	W	90-67
1-29-04	A	L	85-93
2-28-04	H	L	83-91
3-12-04	N4	W	87-86
1-11-05	A	L	66-81
1-15-06	H	W	90-86

ACC SERIES PROFILE

Terps at Home 33-16
Terps at Cole Field House 31-15
Terps at Comcast Center 1-0
Terps on the Road 20-31
Terps at Neutral Sites 3-4
Terps since 1953-54 56-51
Last 10 Games 7-3
Current Streak (W/U) won 1
Longest UM Win Streak 7
Longest WFU Win Streak 8
Largest Win Margin 29 (105-76 on Jan 22 1973)
Largest Loss Margin 39 (80-41 on Feb 28 1963)
Most UM Points Scored 105
Most WFU Points Scored 104

WASHINGTON COLLEGE

Maryland leads, 13-4

1924-25	H	L	16-27
1925-26	H	W	30-26
1926-27	H	L	18-22
1926-27	A	L	16-21
2-17-28	H	W	22-20
2-11-31	H	L	32-33
2-10-32	H	W	36-16
2-8-33	H	W	35-27
2-17-34	H	W	44-33
1-16-35	H	W	43-27
1-23-36	H	W	46-34
2-18-36	A	W	56-30
1-20-37	H	W	41-20
2-16-38	A	W	43-42
2-24-39	H	W	47-37
2-22-41	H	W	26-18
1-16-42	H	W	28-25

WASHINGTON & LEE

Maryland leads, 27-26

1910-11	A	L	17-46
1-31-11	H	L	24-29
2-3-14	A	L	8-63
1923-24	H	W	22-21
1925-26	H	W	40-27
1925-26	A	W	33-20
1926-27	H	W	44-32
1926-27	A	L	32-34
12-19-27	H	W	38-24
1-13-28	A	W	31-28
2-2-29	H	L	22-47
2-6-29	A	L	18-42
2-3-30	H	L	25-29
2-13-30	A	L	21-36
1-10-31	A	W	36-21
2-3-31	H	W	28-17
1-15-32	A	W	42-38
2-15-32	H	W	49-19
1-14-33	A	L	40-43
2-11-33	H	W	46-28
3-1-34	N1	L	37-45
2-16-35	H	L	29-33
1-10-36	A	L	27-30
2-11-36	H	L	54-55
3-6-36	N1	L	32-38
1-8-37	A	L	27-51
2-18-37	H	L	35-41
1-7-38	A	L	29-31
2-5-38	H	W	36-32
2-11-39	H	W	39-37
1-20-40	H	L	25-44
2-8-40	A	L	19-39
2-28-40	N1	W	43-30
1-14-41	A	L	41-59
2-8-41	H	L	15-42
2-3-42	A	L	44-52
2-7-42	H	L	28-30
1-15-43	A	L	40-50
2-13-43	H	W	55-35
1-16-47	A	W	65-60
1-31-47	H	W	59-50
12-17-47	A	L	64-70
2-7-48	H	W	64-38
2-5-49	A	W	66-60
12-10-49	H	W	65-46
12-18-50	H	W	52-43

2-7-51	A	L	65-83
12-5-51	H	W	71-51
12-19-51	A	W	51-43
12-18-52	A	W	58-40
2-14-53	H	W	87-56
2-4-54	A	W	51-25
2-11-54	H	W	76-43

1-So. Conf. Tournament at Raleigh, N.C. (Reynolds Coliseum)

WASHINGTON Y.M.C.A.

Maryland trails, 0-1
1904-05 L

WEST VIRGINIA

Maryland trails, 14-23

1925-26	H	W	25-15
1-5-34	A	L	24-26
1-2-35	H	L	29-39
2-10-36	A	L	26-51
12-19-41	A	L	36-63
2-14-42	H	L	27-41
2-23-46	H	L	33-35
12-14-46	A	L	43-81
2-14-51	A	L	64-70
12-15-51	A	L	36-39
12-13-52	H	W	52-45
12-14-53	A	L	71-87
12-14-63	H	W	74-72
2-5-64	A	L	67-91
12-12-64	H	L	73-80
2-10-65	A	W	86-78
12-21-65	A	L	74-76
2-12-66	H	W	107-92
1-11-67	A	W	82-81
1-28-67	H	L	58-61
1-10-68	H	W	79-75
2-10-68	A	L	66-83
12-4-68	A	L	65-86
2-8-69	H	W	91-84
1-7-70	H	W	83-76
2-25-70	A	L	78-83
2-27-71	H	L	81-83
3-17-84	N1	W	102-77
12-1-84	H	W	56-47
12-12-85	A	W	42-41
1-21-87	H	W	65-62
12-5-87	A	L	49-75

12-27-88	H	L	61-69
12-1-90	A	L	85-90
12-7-91	H	W	101-91
12-5-92	A	L	72-86
12-7-03	N2	L	77-78

1-NCAA Tournament at Birmingham, Ala. (Birmingham Coliseum) 2-BB&T Classic at Washington D.C. (MCI Center)

WESTERN CAROLINA

Maryland leads, 2-0
11-14-98 H W 113-46
12-7-05 H W 87-57

WESTERN KENTUCKY

Maryland leads, 2-0
12-29-71 H1 W 103-67
12-28-77 H1 W 91-78

1-Maryland Invitational at College Park Md. (Cole Field House)

WESTERN MARYLAND

Maryland leads, 12-0

1926-27	H	W	32-25
2-24-28	H	W	30-29
2-15-29	H	W	32-17
2-6-30	H	W	37-18
2-14-31	H	W	45-35
2-12-32	H	W	25-15
2-18-33	H	W	37-32
2-10-34	H	W	49-33
1-14-37	H	W	48-36
12-12-39	H	W	48-32
12-17-46	H	W	49-39
12-11-47	A	W	63-58

WICHITA STATE

Maryland leads, 1-0
12-28-68 N1 W 95-83

1-Charlotte Invitational at Charlotte, N.C. (Charlotte Coliseum)

WIDENER COLLEGE

Maryland trails, 0-2
1910-11 A L 19-50
2-28-14 A L

WILLIAM & MARY

Maryland leads, 22-8

12-20-28	H	W	30-20
12-13-29	H	W	27-23
1-30			

REGULAR SEASON TOURNAMENTS

Total In-Season Tournaments: 60 • Overall Record: 96-38 (71%)
Total Championships: 27 • Runner-Ups: 12

ALL-AMERICAN CITY TOURNAMENT (OWENSBORO, KY.)

12-30-53	vs Anzona State	W 65-50
12-31-53	vs Evansville	W 66-58
1-2-54	vs Kentucky Wesleyan	W 54-37 (champions)
12-27-54	vs Texas Tech	W 58-54
12-28-54	vs Rhode Island	W 83-66
12-30-54	vs Cincinnati	W 78-61 (champions)
12-30-56	vs Montana State	W 89-72
12-31-56	vs New Mexico A&M	L 43-45
1-1-57	vs Virginia	W 43-39

BB&T BANK/CHILDREN'S CHARITIES CLASSIC (LANDOVER, MD./WASHINGTON, D.C.) *

12-2-95	vs Massachusetts	L 47-50
12-3-95	vs George Washington	W 98-81
12-8-96	vs California	W 80-64
12-9-96	vs George Washington	W 74-68 (champions)
12-7-97	vs Kansas	W 86-83
12-8-97	vs George Washington	L 66-70
12-6-98	vs Stanford	W 62-60
12-7-98	vs DePaul	W 92-75 (champions)
12-4-99	vs Illinois	W 69-67
12-5-99	vs George Washington	L 69-74
12-2-00	vs Michigan	W 82-51
12-3-00	vs George Washington	W 71-63 (champions)
12-2-01	vs Princeton	W 61-53
12-3-01	vs Connecticut	W 77-65 (champions)
12-7-02	vs Notre Dame	L 67-79
12-8-02	vs George Washington	W 93-82
12-6-03	vs Gonzaga	L 68-82
12-7-03	vs West Virginia	L 77-78 (OT)
12-4-05	vs George Mason	W 78-54
12-5-05	vs George Washington	L 92-101

* Known as the Franklin National Bank/Children Charities Classic in its first three seasons. Held at US Airways Arena (Landover, Md.) in 1995 and 1996, moved to MCI Center (Washington, D.C.) in 1997.

BLUE GRASS FESTIVAL (LOUISVILLE, KY.)

12-28-59	vs Indiana	L 63-72
12-29-59	vs Fordham	W 76-54

CABLE CAR CLASSIC

12-21-73	vs San Francisco	W 78-60
12-22-73	vs Santa Clara	W 53-32 (champions)

CARRIER CLASSIC (SYRACUSE, N.Y.)

12-5-80	vs Wagner	W 96-73
12-6-80	vs Syracuse	W 83-73 (champions)

CENTRAL FIDELITY CLASSIC

12-1-89	vs South Carolina	L 51-52
12-2-89	vs Army	W 78-60

CHAMINADE CHRISTMAS CLASSIC (HONOLULU, HAWAII)

12-22-89	vs George Mason	W 104-86
12-23-89	vs East Tennessee St.	W 91-86
12-24-89	vs Sacramento State	W 98-68 (champions)

CHARLOTTE INVITATIONAL

12-28-66	vs Davidson	W 66-55
12-29-66	vs Army	W 57-54 (champions)
12-27-68	vs Davidson	L 69-83
12-28-68	vs Wichita	W 95-83

COACHES VS. CANCER IKON CLASSIC (NEW YORK, N.Y.)

11-8-01	vs Anzona	L 67-71
11-9-01	vs Temple	W 82-74

DIXIE CLASSIC (RALEIGH, N.C.)

12-29-60	vs North Carolina	L 57-81
12-30-60	vs NC State	L 67-75
12-31-60	vs Wyoming	W 84-77

ECAC HOLIDAY FESTIVAL (NEW YORK, N.Y.)

12-27-90	vs Rutgers	W 96-81
12-29-90	vs South Carolina	W 78-69 (champions)

EVANSVILLE HOLIDAY TOURNAMENT (EVANSVILLE, IND.)

12-27-63	vs Anzona	L 54-57
12-28-63	vs Columbia	W 82-76

FIESTA BOWL CLASSIC (TUCSON, ARIZ.)

12-28-91	vs Rutgers	L 79-95
12-30-91	vs Evansville	L 64-75

FREEDOM BOWL CLASSIC (IRVINE, CALIF.)

11-25-88	vs Texas Christian	W 74-67
11-26-88	vs Georgia State	W 69-62 (champions)

GREAT ALASKA SHOOTOUT

11-23-84	vs Kansas	L 56-58
11-24-84	vs Alaska-Anchorage	W 54-52
11-25-84	vs Tennessee	W 72-49

HALL OF FAME CLASSIC

12-28-93	vs Hofstra	W 93-67
12-29-93	vs Massachusetts	L 80-94

HAWAII PACIFIC TOURNAMENT (WAILUKU, HAWAII)

12-28-85	vs Stanford	W 67-65
12-29-85	vs Hawaii-Pacific	W 92-85 (champions)

HURRICANE CLASSIC (MIAMI, FLA.)

12-28-64	vs Tulsa	W 66-59
12-29-64	vs Miami (Fla.)	L 73-80

MCI HARBOR CLASSIC (BALTIMORE, MD.)

11-27-87	vs Loyola (Md.)	W 74-60
11-28-87	vs Mississippi	W 77-69 (champions)

MARSHALL INVITATIONAL

12-20-68	vs Marshall	W 89-80
12-21-68	vs Miami (Fla.)	L 85-92

MARYLAND INVITATIONAL TOURNAMENT

12-19-69	Amy	L 54-69
12-20-69	Fordham	W 94-71
12-29-71	Western Kentucky	W 103-67
12-30-71	St. John's	W 90-69 (champions)
12-29-72	Georgia Tech	W 90-55
12-30-72	Syracuse	W 90-76 (champions)
12-29-73	Holy Cross	W 102-75
12-30-73	Boston College	W 58-37 (champions)
12-27-74	Georgia Tech	W 105-67
12-28-74	UCLA	L 75-81
12-29-75	Seton Hall	W 104-69
12-30-75	Princeton	W 66-59 (champions)
12-28-76	Xavier	W 84-74
12-29-76	Syracuse	W 96-65 (champions)
12-28-77	Western Kentucky	W 91-78
12-29-77	Georgia Tech	W 65-63 (champions)
12-29-78	St. Joseph's	W 62-56 (OT)

12-30-78	Southern California	W 83-79 (champions)
----------	---------------------	---------------------

12-28-79	Miami-OH	W 115-76
12-29-79	Temple	W 85-63 (champions)

12-29-80	Marshall	W 114-89
12-30-80	St. Joseph's	W 74-57 (champions)

12-29-83	Randolph Macon	W 58-52
12-30-83	La Salle	W 96-63 (champions)

MAUI INVITATIONAL (LAHAINA, HAWAII)

11-21-94	vs Chamnade	W 95-67
11-22-94	vs Utah	W 90-78
11-23-94	vs Anzona State	L 90-97
11-20-00	vs Louisville	W 95-73
11-21-00	vs Illinois	L 80-90
11-22-00	vs Dayton	L 71-77

11-21-05	vs Gonzaga	L 76-68
11-22-05	vs Chamnade	W 98-69
11-23-05	vs Arkansas	W 75-62

MEMPHIS INVITATIONAL (MEMPHIS, TENN.)

12-16-66	vs Oklahoma State	W 50-49
12-17-66	vs Memphis State	L 53-55

MID-WINTER FESTIVAL (COLLEGE PARK, MD.)

12-29-55	Michigan State	L 75-95
12-30-55	St. Francis (Pa.)	W 75-66

PRESEASON NIT (COLLEGE PARK, MD./NEW YORK, N.Y.) *

11-17-99	San Francisco	W 71-61
11-19-99	Tulane	W 78-70
11-24-99	vs Kentucky	L 58-61
11-26-99	vs Notre Dame	W 72-67

* First and second round games at College Park, Md. semifinal and third place games at Madison Square Garden

PUERTO RICO SHOOTOUT (BAYAMON, P.R.)

11-26-98	vs AU-Puerto Rico	W 82-32
11-27-98	vs UCLA	W 70-54
11-28-98	vs Pittsburgh	W 87-52 (champions)

RAINBOW CLASSIC (HONOLULU, HAWAII)

12-25-84	vs Iowa	W 78-68 (OT)
12-27-84	vs Hawaii	W 79-71
12-28-84	vs Georgia Tech	L 69-70
12-27-96	vs Pittsburgh	W 66-63
12-28-96	vs Hawaii	W 76-59
12-30-96	vs Georgia	L 65-73 (OT)

SUGAR BOWL TOURNAMENT

12-28-57	vs Vanderbilt	W 71-56
12-30-57	vs Memphis State	L 46-47 (3OT)
12-29-58	vs Mississippi State	L 45-56
12-30-58	vs Loyola (Md.)	W 54-50
12-29-61	vs Mississippi State	L 62-64
12-30-61	vs Louisville	L 64-83
12-29-65	vs Houston	W 68-68
12-30-65	vs Dayton	W 77-75 (champions)

SUN BOWL TOURNAMENT (EL PASO, TEXAS)

12-29-88	vs Lamar	W 74-65
12-30-88	vs Texas-El Paso	L 51-69

SUN CARNIVAL TOURNAMENT

12-21-67	vs Texas-El Paso	L 53-70
12-22-67	vs Southern Illinois	L 72-73 (OT)

TIP-OFF TOURNAMENT (LANDOVER, MD.)

11-27-77	vs Amencan	W 78-65
11-28-77	vs Georgetown	W 91-87 (champions)

VIRGINIA TECH TOURNAMENT (BLACKSBURG, VA.)

12-20-63	vs Tennessee	L 59-70
12-21-63	vs Louisiana State	W 75-65



ACC TOURNAMENT HISTORY

1954, REYNOLDS COLISEUM (RALEIGH, N.C.)

#2 Maryland def. #7 Clemson	75-59	H: 38-25	
#2 Maryland lost to #3 Wake Forest	56-64 (ot)	H: 29-29	R: 50-50

1955, REYNOLDS COLISEUM (RALEIGH, N.C.)

#3 Maryland lost to #6 Virginia	67-68 (ot)	H: 33-35	R: 59-59
---------------------------------	------------	----------	----------

1956, REYNOLDS COLISEUM (RALEIGH, N.C.)

#5 Maryland lost to #4 Duke	69-94	H: 33-44	
-----------------------------	-------	----------	--

1957, REYNOLDS COLISEUM (RALEIGH, N.C.)

#2 Maryland def. #7 Virginia	71-68	H: 35-35	
#2 Maryland lost to #6 South Carolina	64-74	H: 30-30	

1958, REYNOLDS COLISEUM (RALEIGH, N.C.)

#4 Maryland def. #5 Virginia	70-66	H: 40-35	
#4 Maryland def. #1 Duke	71-65 (ot)	H: 29-23	R: 61-61
#4 Maryland def. #3 North Carolina	86-74	H: 27-34	

1959, REYNOLDS COLISEUM (RALEIGH, N.C.)

#4 Maryland lost to #5 Virginia	65-66	H: 33-23	
---------------------------------	-------	----------	--

1960, REYNOLDS COLISEUM (RALEIGH, N.C.)

#3 Maryland lost to #6 N.C. State	58-74	H: 33-36	
-----------------------------------	-------	----------	--

1961, REYNOLDS COLISEUM (RALEIGH, N.C.)

#4 Maryland def. #5 Clemson	91-75	H: 38-27	
#4 Maryland lost to #1 Wake Forest	76-98	H: 27-44	

1962, REYNOLDS COLISEUM (RALEIGH, N.C.)

#7 Maryland lost to #2 Duke	58-71	H: 30-32	
-----------------------------	-------	----------	--

1963, REYNOLDS COLISEUM (RALEIGH, N.C.)

#7 Maryland lost to #2 Wake Forest	41-80	H: 21-34	
------------------------------------	-------	----------	--

1964, REYNOLDS COLISEUM (RALEIGH, N.C.)

#3 Maryland lost to #6 Clemson	67-81	H: 29-37	
--------------------------------	-------	----------	--

1965, REYNOLDS COLISEUM (RALEIGH, N.C.)

#3 Maryland def. #6 Clemson	61-50	H: 32-27	
#3 Maryland lost to #2 N.C. State	67-76	H: 27-38	

1966, REYNOLDS COLISEUM (RALEIGH, N.C.)

#5 Maryland lost to #4 North Carolina	70-77	H: 38-36	
---------------------------------------	-------	----------	--

1967, GREENSBORO COLISEUM (GREENSBORO, N.C.)

#6 Maryland lost to #3 South Carolina	52-60	H: 30-28	
---------------------------------------	-------	----------	--

1968, CHARLOTTE COLISEUM (CHARLOTTE, N.C.)

#6 Maryland lost to #3 N.C. State	54-63	H: 25-29	
-----------------------------------	-------	----------	--

1969, CHARLOTTE COLISEUM (CHARLOTTE, N.C.)

#7 Maryland lost to #2 South Carolina	71-92	H: 34-42	
---------------------------------------	-------	----------	--

1970, CHARLOTTE COLISEUM (CHARLOTTE, N.C.)

#6 Maryland lost to #3 N.C. State	57-67	H: 31-29	
-----------------------------------	-------	----------	--

1971, GREENSBORO COLISEUM (GREENSBORO, N.C.)

#7 Maryland lost to #2 South Carolina	63-71	H: 27-37	
---------------------------------------	-------	----------	--

1972, GREENSBORO COLISEUM (GREENSBORO, N.C.)

#2 Maryland def. #7 Clemson	54-52	H: 22-28	
#2 Maryland def. #4 Duke	63-48	H: 35-23	
#2 Maryland lost to #1 North Carolina	64-73	H: 29-41	

1973, GREENSBORO COLISEUM (GREENSBORO, N.C.)

#3 Maryland def. #6 Clemson	77-61	H: 31-26	
#3 Maryland def. #7 Wake Forest	73-65	H: 30-34	
#3 Maryland lost to #1 N.C. State	74-76	H: 32-32	

1974, GREENSBORO COLISEUM (GREENSBORO, N.C.)

#2 Maryland def. #7 Duke	85-66	H: 42-26	
#2 Maryland def. #3 North Carolina	105-85	H: 50-34	
#2 Maryland lost to #1 N.C. State	100-103 (ot)	H: 55-50	R: 97-97

1975, GREENSBORO COLISEUM (GREENSBORO, N.C.)

#1 Maryland, bye			
#1 Maryland lost to #4 N.C. State	85-87	H: 42-49	

1976, CAPITAL CENTRE (LANDOVER, MD.)

#2 Maryland def. #7 Duke	80-78 (ot)	H: 39-46	R: 74-74
#2 Maryland lost to #6 Virginia	65-73	H: 31-37	

1977, GREENSBORO COLISEUM (GREENSBORO, N.C.)

#4 Maryland lost to #5 N.C. State	72-82	H: 35-49	
-----------------------------------	-------	----------	--

1978, GREENSBORO COLISEUM (GREENSBORO, N.C.)

#6 Maryland def. #3 N.C. State	109-108 (3ot)	H: 48-36	R: 84-84
		1ot: 92-92	2ot: 98-98
#6 Maryland lost to #2 Duke	69-81	H: 31-37	

1979, GREENSBORO COLISEUM (GREENSBORO, N.C.)

#4 Maryland def. #5 Clemson	75-67	H: 40-33	
#4 Maryland lost to #1 North Carolina	79-102	H: 29-43	

1980, GREENSBORO COLISEUM (GREENSBORO, N.C.)

#1 Maryland def. #8 Georgia Tech	51-49 (ot)	H: 26-25	R: 43-43
#1 Maryland def. #4 Clemson	91-85	H: 56-40	
#1 Maryland lost to #6 Duke	72-73	H: 37-33	

1981, CAPITAL CENTRE (LANDOVER, MD.)

#4 Maryland def. #5 Duke	56-53	H: 29-22	
#4 Maryland def. #1 Virginia	85-62	H: 35-25	
#4 Maryland lost to #2 North Carolina	60-61	H: 26-32	

1982, GREENSBORO COLISEUM (GREENSBORO, N.C.)

#5 Maryland lost to #4 N.C. State	28-40	H: 11-13	
-----------------------------------	-------	----------	--

1983, THE OMNI (ATLANTA, GA.)

#3 Maryland lost to #6 Georgia Tech	58-64 (ot)	H: 19-26	R: 47-47
-------------------------------------	------------	----------	----------

1984, GREENSBORO COLISEUM (GREENSBORO, N.C.)

#2 Maryland def. #7 N.C. State	69-63	H: 34-31	
#2 Maryland def. #3 Wake Forest	66-64	H: 33-20	
#2 Maryland def. #4 Duke	74-62	H: 27-30	

1985, THE OMNI (ATLANTA, GA.)

#5 Maryland lost to #4 Duke	73-86	H: 37-43	
-----------------------------	-------	----------	--

1986, GREENSBORO COLISEUM (GREENSBORO, N.C.)

#6 Maryland def. #3 North Carolina	85-75	H: 28-34	
#6 Maryland lost to #2 Georgia Tech	62-64	H: 34-31	

1987, CAPITAL CENTRE (LANDOVER, MD.)

#8 Maryland lost to #1 North Carolina	63-82	H: 33-37	
---------------------------------------	-------	----------	--

1988, GREENSBORO COLISEUM (GREENSBORO, N.C.)

#5 Maryland def. #4 Georgia Tech	84-67	H: 43-29	
#5 Maryland lost to #1 North Carolina	64-74	H: 29-35	

1989, THE OMNI (ATLANTA, GA.)

#8 Maryland def. #1 N.C. State	71-49	H: 32-31	
#8 Maryland lost to #4 North Carolina	58-88	H: 14-38	

1990, CHARLOTTE COLISEUM (CHARLOTTE, N.C.)

#7 Maryland lost to #2 Duke	84-104	H: 48-48	
-----------------------------	--------	----------	--

2006-07 MARYLAND MEN'S BASKETBALL

1 TEAM

1992, CHARLOTTE COLISEUM (CHARLOTTE, N.C.)

#8 Maryland def. #9 Clemson	81-75	H: 36-39
#8 Maryland lost to #1 Duke	87-94	H: 44-49

1993, CHARLOTTE COLISEUM (CHARLOTTE, N.C.)

#8 Maryland def. #9 N.C. State	76-55	H: 31-26
#8 Maryland lost to #1 North Carolina	66-102	H: 34-51

1994, CHARLOTTE COLISEUM (CHARLOTTE, N.C.)

#5 Maryland lost to #4 Virginia	63-69	H: 23-21
---------------------------------	-------	----------

1995, GREENSBORO COLISEUM (GREENSBORO, N.C.)

#3 Maryland def. #6 Florida State	71-64	H: 32-36
#3 Maryland lost to #2 No. Carolina	92-97(ot)	H: 36-43 R: 86-86

1996, GREENSBORO COLISEUM (GREENSBORO, N.C.)

#5 Maryland def. #4 Duke	82-69	H: 35-39
#5 Maryland lost to #1 Georgia Tech	79-84	H: 38-48

1997, GREENSBORO COLISEUM (GREENSBORO, N.C.)

#5 Maryland def. #4 Clemson	76-61	H: 31-25
#5 Maryland lost to #8 N.C. State	58-65	H: 25-20

1998, GREENSBORO COLISEUM (GREENSBORO, N.C.)

#3 Maryland def. #6 Georgia Tech	83-65	H: 43-33
#3 Maryland lost to #2 North Carolina	73-83 (ot)	H: 30-26 R: 66-66

1999, CHARLOTTE COLISEUM (CHARLOTTE, N.C.)

#2 Maryland def. #8 Florida State	93-69	H: 42-30
#2 Maryland lost to #3 North Carolina	79-86	H: 34-40

2000, CHARLOTTE COLISEUM (CHARLOTTE, N.C.)

#2 Maryland def. #7 Florida State	82-61	H: 43-24
#2 Maryland def. #5 Wake Forest	82-73	H: 36-37
#2 Maryland lost to #1 Duke	68-81	H: 36-37

2001, GEORGIA DOME (ATLANTA, GA.)

#3 Maryland def. #6 Wake Forest	71-53	H: 31-26
#3 Maryland lost to #2 Duke	82-84	H: 45-42

2002, CHARLOTTE COLISEUM (CHARLOTTE, N.C.)

#1 Maryland def. #8 Florida State	85-69	H: 40-28
#1 Maryland lost to #4 NC State	82-86	H: 38-40

2003, GREENSBORO COLISEUM (GREENSBORO, N.C.)

#2 Maryland lost to #7 North Carolina	72-84	H: 40-36 R: 66-66
---------------------------------------	-------	-------------------

2004, GREENSBORO COLISEUM (GREENSBORO, N.C.)

#6 Maryland def. #3 Wake Forest	87-86	H: 36-36
#6 Maryland def. #2 NC State	85-82	H: 26-45
#6 Maryland def. #1 Duke	95-87	H: 38-36 R: 77-77

2005, MCI CENTER (WASHINGTON, D.C.)

#8 Maryland lost to #9 Clemson	72-84	H: 36-39
--------------------------------	-------	----------

2006, GREENSBORO COLISEUM (GREENSBORO, N.C.)

#6 Maryland def. #11 Georgia Tech	82-64	H: 42-27
#6 Maryland lost to #3 Boston College	80-66	H: 22-41

H - Halftime Score; R - Regulation Score

ACC TOURNAMENT COMPOSITE

TEAM NAME	W	L	Pct.	1st	Qtr/2nd	Semi	Final	MD vs.
Duke	80	37	.684	4-0	33-16	27-10	16-11	7-9
North Carolina	77	37	.675	0-0	35-12	27-13	15-12	3-12
Boston College	2	1	.667	0-0	1-0	1-0	0-1	1-0
NC State	58	43	.574	4-3	28-20	16-14	10-6	6-11
Maryland	41	49	.456	3-1	26-24	9-18	3-6	n/a
Wake Forest	41	49	.456	1-0	26-26	10-17	4-6	4-3
Georgia Tech	19	24	.441	0-3	10-14	6-4	3-3	3-4
Virginia	30	52	.366	3-2	20-31	6-14	1-5	4-4
Miami	1	2	.333	1-1	0-1	0-0	0-0	0-0
Florida State	5	15	.250	4-5	1-9	0-1	0-0	4-0
Clemson	14	53	.209	3-7	10-36	1-9	0-1	9-2
Virginia Tech	0	2	.000	0-1	0-1	0-0	0-0	0-0
South Carolina	13	17	.433	0-0	9-9	3-6	1-2	0-4

MARYLAND RECORD BY SEEDS

Seed (yrs.)	Record (Titles)
No. 1 (3)	3-3
No. 2 (9)	13-8 (1)
No. 3 (8)	5-8
No. 4 (5)	6-4 (1)
No. 5 (9)	4-9
No. 6 (7)	6-6
No. 7 (5)	0-5
No. 8 (5)	3-5
No. 9 (0)	0-0

MARYLAND'S INDIVIDUAL GAME HIGHS

Points: 38, Walt Williams vs. Clemson, 1992; Albert King vs. Clemson, 1980
FG: 17, Albert King vs. Clemson, 1980
FGA: 30, Will Hetzel vs. South Carolina, 1969; Bob Kessler vs. Duke, 1956
FG%: .846, John Gilchrist (11-13) vs. NC State, 2004
3FG: 6, Keith Gatlin vs. Georgia Tech, 1988
3FGA: 12, Walt Williams vs. Clemson, 1992
3FG%: 1.000, Keith Gatlin (6-6) vs. Georgia Tech, 1988; John Gilchrist (4-4) vs. Wake Forest, 2004
FT: 13, Keith Booth vs. Clemson, 1997; John Johnson vs. N.C. State, 1989
FTA: 15, John Johnson vs. N.C. State, 1989
FT%: 1.000, Bill Stasiulatis (12-12) vs. Wake Forest, 1961
Reb: 18, Larry Gibson vs. N.C. State 1978
Ast: 11, Steve Blake vs. NC State, 2002; Steve Blake vs. Duke, 2001; Dutch Morley vs. Clemson, 1979
Blk: 4, Lonny Baxter vs. Duke, 2001; Lonny Baxter vs. NC State, 2000; Joe Smith vs. North Carolina, 1995
Stl: 7, Walt Williams vs. North Carolina, 1989

ACC TOURNAMENT FAST FACTS

- The only time that four players on one team scored 20 or more points in an ACC Tournament game: John Lucas (24), Owen Brown (22), Mo Howard (20) and Tom McMillan (20) scored 86 of Maryland's 105 points in the Terps' 105-85 semifinal victory over North Carolina in 1974.
- The 2004 Maryland basketball team captured the ACC Title, winning the conference tournament for the third time in history and the first time since 1984. The Terrapins defeated No. 3 seed Wake Forest (87-86), No. 2 seed NC State (85-82) and No. 1 seed Duke (95-87 (OT)) to mark the third time in ACC Tournament history that a team has knocked off the top three seeds.
- John Gilchrist was named the 2004 ACC Tournament MVP, becoming the first Terrapin to earn that distinction since Len Bias in 1984. He averaged 24.0 points, 6.3 assists, 5.3 rebounds and 2.0 steals across the three ACC toumey games, including a 30-point, seven-assist, four-rebound, four-steal performance in Maryland's comeback victory over NC State in the semifinal round.



POSTSEASON HISTORY

NCAA APPEARANCES

NCAA Appearances: 21
Overall Record: 35-20
National Championships: 1 (2002)
Times to the Final Four: 2 (2001, 2002)
Times to the Final Eight: 4 (1973, 1975, 2001, 2002)
Times to the Sweet Sixteen: 13 (1958, 1973, 1975, 1980, 1984, 1985, 1994, 1995, 1998, 1999, 2001, 2002, 2003)

OVERALL APPEARANCES

Year	Maryland's Result	Md. Seed
1958	East Regional Semifinals	n/a
1973	East Regional Final	n/a
1975	Midwest Regional Final	n/a
1980	East Regional Semifinal	2
1981	Midwest Regional Second Round	6
1983	Midwest Regional Second Round	8
1984	Midwest Regional Semifinals	3
1985	Southeast Regional Semifinal	5
1986	West Regional Second Round	5
1988	Southeast Regional Second Round	7
1994	Midwest Regional Semifinals	10
1995	West Regional Semifinals	3
1996	West Regional First Round	7
1997	Southeast Regional First Round	5
1998	West Regional Semifinals	4
1999	Southeast Regional Semifinals	2
2000	Midwest Regional Second Round	3
2001	West Regional Champions/Final Four	3
2002	NCAA & East Regional Champions	1
2003	South Region Semifinals	6
2004	Denver Second Round	4

1958

East Regional, First Round
Site: New York, N.Y.
Maryland 88, Boston College 63 (3-11-58)
East Regional, Semifinals/Third Place Game
Site: Charlotte, N.C.
Temple 81, Maryland 67 (3-14-58)
Maryland 59, Manhattan 55 (3-15-58)

1973

East Regional, First Round
Site: Charlotte, N.C.
First Round Bye
East Regional, Semifinal/Final
Site: at Charlotte, N.C.
Maryland 91, Syracuse 75 (3-15-73)
Providence 103, Maryland 89 (3-17-73)

1975

Midwest Regional, First Round
Site: Lubbock, Texas
Maryland 83, Creighton 79 (3-15-75)
Midwest Regional, Semifinal/Final
Site: Las Cruces, N.M.
Maryland 83, Notre Dame 71 (3-20-75)
Louisville 96, Maryland 82 (3-22-75)

1980

East Regional, First/Second Rounds
Site: Greensboro, N.C.
First Round Bye
No. 2 Maryland 86, No. 7 Tennessee 75 (3-8-80)
East Regional, Semifinal
Site: Philadelphia, Pa.
No. 3 Georgetown 74, No. 2 Maryland 68 (3-14-80)

1981

Midwest Regional, First/Second Rounds
Site: at Dayton, Ohio
No. 6 Maryland 81, No. 11 Tenn. Chattanooga 69 (3-12-81)
No. 3 Indiana 99, No. 6 Maryland 64 (3-14-81)

1983

Midwest Regional, First/Second Rounds
Site: Houston, Texas
No. 8 Maryland 52, No. 9 Tenn. Chattanooga 51 (3-17-83)
No. 1 Houston 60, No. 8 Maryland 50 (3-19-83)

1984

Midwest Regional, First/Second Rounds
Site: Birmingham, Ala.
First Round Bye
No. 3 Maryland 102, No. 11 West Virginia 77 (3-17-84)
Midwest Regional Semifinal
Site: Lexington, Ky.
No. 2 Illinois 72, No. 3 Maryland 70 (3-22-84)

1985

Southeast Regional, First/Second Rounds
Site: Dayton, Ohio
No. 5 Maryland 69, No. 12 Miami-OH 68 (OT) (3-15-85)
No. 5 Maryland 64, No. 13 Navy 59 (3-17-85)
Southeast Regional, Semifinal
Site: Birmingham, Ala.
No. 8 Villanova 46, No. 5 Maryland 43 (3-22-85)

1986

West Regional, First/Second Rounds
Site: Long Beach, Calif.
No. 5 Maryland 69, No. 12 Pepperdine 64 (3-14-86)
No. 4 Nevada-Las Vegas 70, No. 5 Maryland 64 (3-16-84)

1988*

Southeast Regional, First/Second Rounds
Site: Cincinnati, Ohio
No. 7 Maryland 92, No. 12 UC Santa Barbara 82 (3-18-88)
No. 2 Kentucky 90, No. 7 Maryland 81 (3-20-88)
* Maryland's 1988 NCAA Tournament appearance was vacated by the NCAA.

1994

Midwest Regional, First/Second Rounds
Site: Wichita, Kan.
No. 10 Maryland 74, No. 7 St. Louis 67 (3-17-94)
No. 10 Maryland 95, No. 2 Massachusetts 87 (3-19-94)
Midwest Regional, Semifinal
Site: Dallas, Texas
No. 3 Michigan 78, No. 10 Maryland 71 (3-25-94)

1995

West Regional, First/Second Rounds
Site: Salt Lake City, Utah
No. 3 Maryland 87, No. 14 Gonzaga 63 (3-16-95)
No. 3 Maryland 82, No. 11 Texas 68 (3-18-95)
West Regional, Semifinal
Site: Oakland, Calif.
No. 2 Connecticut 99, No. 3 Maryland 89 (3-23-95)

1996

West Regional, First Round
Site: Tempe, Ariz.
No. 10 Santa Clara 91, No. 7 Maryland 79 (3-15-96)

1997

Southeast Regional, First Round
Site: Memphis, Tenn.
No. 12 Charleston 75, No. 5 Maryland 66 (3-13-97)

1998

West Regional, First/Second Rounds
Site: Sacramento, Calif.
No. 4 Maryland 82, No. 13 Utah State 68 (3-13-98)
No. 2 Maryland 67, No. 5 Illinois 61 (3-15-98)
West Regional, Semifinal
Site: Anaheim, Calif.
No. 1 Arizona 87, No. 4 Maryland 79 (3-19-98)

1999

South Regional, First/Second Rounds
Site: Orlando, Fla.
No. 2 Maryland 82, No. 15 Valparaiso 60 (3-11-99)
No. 2 Maryland 75, No. 10 Creighton 63 (3-13-99)
South Regional, Semifinal
Site: Knoxville, Tenn.
No. 3 St. John's 76, No. 2 Maryland 63 (3-18-99)

2000

Midwest Regional, First/Second Rounds
Site: Minneapolis, Minn.
No. 3 Maryland 74, No. 14 Iona 59 (3-16-00)
No. 6 UCLA 105, No. 3 Maryland 70 (3-18-00)

2001

West Regional, First/Second Rounds
Site: Boise, Idaho
No. 3 Maryland 83, No. 14 George Mason 80 (3-15-01)
No. 3 Maryland 79, No. 11 Georgia State 60 (3-17-01)
West Regional Semifinal/Final
Site: Anaheim, Calif.
No. 3 Maryland 76, No. 10 Georgetown 66 (3-22-01)
No. 3 Maryland 87, No. 1 Stanford 73 (3-24-01)
Final Four
Site: Minneapolis, Minn.
No. 1 Duke 95, No. 3 Maryland 84 (3-31-01)

2002

East Regional, First/Second Rounds
Site: Washington, D.C.
No. 1 Maryland 85, No. 16 Siena 70 (3-15-02)
No. 1 Maryland 87, No. 8 Wisconsin 57 (3-17-02)
East Regional Semifinal/Final
Site: Syracuse, N.Y.
No. 1 Maryland 78, No. 4 Kentucky 68 (3-22-02)
No. 1 Maryland 90, No. 2 Connecticut 82 (3-24-02)
Final Four
Site: Atlanta, Ga.
No. 1 Maryland 97, No. 1 Kansas 88 (3-30-02)
No. 1 Maryland 64, No. 5 Indiana 52 (4-1-02)

2003

South Regional, First/Second Rounds
Site: Nashville, Tenn.
No. 6 Maryland 75, No. 11 UNC Wilmington 73 (3-21-03)
No. 6 Maryland 77, No. 3 Xavier 64 (3-23-03)
South Regional Semifinal
Site: San Antonio, Texas
No. 7 Michigan State 60, No. 6 Maryland 58 (3-28-03)

2004

Denver Regional, First/Second Rounds
Site: Denver, Colo.
No. 4 Maryland 86, No. 13 UTEP 83 (3-18-04)
No. 5 Syracuse 72, No. 4 Maryland 70 (3-20-04)

NIT APPEARANCES

6 Appearances
Overall Record: 10-5
Championships: 1 (1972)

OVERALL APPEARANCES

Year	Maryland's Result
1972	Champions
1979	Second Round
1982	Second Round
1990	Second Round
2005	Semifinals
2006	First Round

1972

First Round/Quarterfinals (16 Teams)
Site: New York, N.Y.
Maryland 67, St. Joseph's 55 (3-18-72)
Maryland 71, Syracuse 65 (3-20-72)
Semifinals/Championship
Site: New York, N.Y.
Maryland 91, Jacksonville 77 (3-23-72)
Maryland 100, Niagara 69 (3-25-72)

1979

First Round/Second Round (24 teams)
Site: College Park, Md.
Maryland 67, Rhode Island 65 (3-7-79) (3 OT)
Ohio State 79, Maryland 72 (3-12-79)

1982

First Round (32 Teams)
Site: Richmond, Va.
Maryland 60, Richmond 50 (3-12-82)
Second Round
Site: Athens, Ga.
Georgia 83, Maryland 69 (3-15-82)

1990

First Round (32 Teams)
Site: College Park, Md.
Maryland 91, Massachusetts 81 (3-15-90)
Second Round
Site: State College, Pa.
Penn State 80, Maryland 78 (3-19-90)

2005

First Round (40 Teams)
Site: College Park, Md.
Maryland 85, Oral Roberts 72 (3-16-05)
Second Round
Site: College Park, Md.
Maryland 78, Davidson 63 (3-23-05)
Quarterfinals
Site: College Park, Md.
Maryland 85, TCU 73 (3-26-05)
Semifinals
Site: New York, N.Y.
South Carolina 75, Maryland 67 (3-29-05)

2006

First Round (40 Teams)
Site: College Park, Md.
Manhattan 87, Maryland 84 (3-18-06)

1 TEAM

NCAA INDIVIDUAL RECORDS

All career records require participation in a minimum two NCAA Tournaments. Series records require participation in a minimum two tournament games. Single game abbreviations: 1R-First Round, 2R-Second Round, RSF-Regional Semifinal, RF-Regional Final, NSF-National Semifinal, NF-National Final. Three-point records are since Maryland's participation in the 1988 tournament. Blocks and steals records begin with the 1975 tournament, assists records begin in the 1973 tournament.

CAREER - GAMES PLAYED

1 Steve Blake (00, 01, 02, 03)	16
Tahj Holden (00, 01, 02, 03)	16
Drew Nicholas (00, 01, 02, 03)	16
Lonny Baxter (99, 00, 01, 02)	16
Juan Dixon (99, 00, 01, 02)	16
6 Mike Mardesich (98, 99, 00, 01)	13
Terence Moms (98, 99, 00, 01)	13

CAREER - GAMES STARTED

1 Steve Blake (00, 01, 02, 03)	16
Lonny Baxter (99, 00, 01, 02)	16
3 Juan Dixon (99, 00, 01, 02)	13
4 Byron Mouton (01, 02)	11
5 Terence Moms (98, 99, 00, 01)	10
6 Len Bias (83, 84, 85, 86)	9

CAREER - MINUTES PLAYED

1 Juan Dixon (99, 00, 01, 02)	506 (31.6)
2 Steve Blake (00, 01, 02, 03)	409 (31.5)
3 Lonny Baxter (99, 00, 01, 02)	394 (24.6)
4 Len Bias (83, 84, 85, 86)	336 (37.3)
5 Terence Moms (98, 99, 00, 01)	335 (25.8)

SERIES - MINUTES PLAYED

1 Juan Dixon (02)	219 (36.5)
2 Steve Blake (02)	186 (31.0)
3 Juan Dixon (01)	178 (35.6)
4 Byron Mouton (02)	175 (29.2)
5 Lonny Baxter (02)	167 (27.8)
6 Steve Blake (01)	158 (31.6)
7 Chns Wilcox (02)	156 (26.0)
8 Lonny Baxter (01)	133 (26.6)

CAREER - POINTS

1 Juan Dixon (99, 00, 01, 02)	294 (18.4)
2 Lonny Baxter (99, 00, 01, 02)	237 (14.8)
3 Len Bias (83, 84, 85, 86)	168 (18.7)
4 Terence Moms (98, 99, 00, 01)	143 (11.0)
5 Drew Nicholas (00, 01, 02, 03)	137 (8.6)
6 Adrian Branch (63, 84, 85)	129 (18.4)
7 Joe Smith (94, 95)	125 (20.8)
8 Steve Blake (00, 01, 02, 03)	122 (7.6)
7 John Lucas (73, 75)	111 (22.2)
8 Johnny Rhodes (94, 95, 96)	107 (15.3)

SERIES - POINTS

1 Juan Dixon (02)	155 (25.8)
2 Lonny Baxter (02)	94 (15.7)
3 Juan Dixon (01)	85 (17.0)
4 Chns Wilcox (02)	81 (13.5)
Lonny Baxter (01)	81 (16.2)
6 John Lucas (75)	70 (23.3)
7 Joe Smith (94)	63 (21.0)
8 Joe Smith (95)	62 (20.7)
9 Len Bias (86) (57, 28.5)	57 (19.0)
Drew Nicholas (03)	57 (19.0)



Lonny Baxter

GAME - POINTS

1 Juan Dixon vs. Kansas (FF, NSF, 3-30-02)	33
2 Joe Smith vs. Texas (W, 2R, 3-18-95)	31
Len Bias vs. UNLV (W, 2R, 3-16-86)	31
4 Lonny Baxter vs. Connecticut (E, RF, 3-24-02)	29
Juan Dixon vs. Wisconsin (E, 2R, 3-17-02)	29
Juan Dixon vs. Siena (E, 1R, 3-15-02)	29
Joe Smith vs. Saint Louis (MW, 1R, 3-17-94)	29
8 Greg Manning vs. Tennessee (E, 2R, 3-8-80)	28
9 Juan Dixon vs. Connecticut (E, RF, 3-24-02)	27
Johnny Rhodes vs. Santa Clara (W, 1R, 3-15-96)	27
John Lucas vs. Louisville (MW, RF, 3-22-75)	27

CAREER - SCORING AVERAGE

1 John Lucas (73, 75)	22.2 (111)
2 Joe Smith (94, 95)	20.8 (125)
3 Albert King (80, 81)	20.5 (82)
4 Len Bias (83, 84, 85, 86)	18.7 (168)
5 Juan Dixon (99, 00, 01, 02)	18.4 (294)

SERIES - SCORING AVERAGE


1 Len Bias (86) (28.5) (57)	28.5 (57)
2 Juan Dixon (02)	25.8 (155)
3 Albert King (81)	23.5 (47)
Greg Manning (80)	23.5 (47)
5 John Lucas (75)	23.3 (70)

CAREER - FIELD GOALS MADE

1 Juan Dixon (99, 00, 01, 02)	99
2 Lonny Baxter (99, 00, 01, 02)	84
3 Len Bias (83, 84, 85, 86)	65
4 Terence Moms (98, 99, 00, 01)	52

SERIES - FIELD GOALS MADE

1 Juan Dixon (02)	52
2 Chns Wilcox (02)	33
3 Lonny Baxter (02)	32
4 Lonny Baxter (01)	30
5 Juan Dixon (01)	29



John Lucas

GAME - FIELD GOALS MADE

1 Lonny Baxter vs. Stanford (W, RF, 3-24-01)	11
Johnny Rhodes vs. Santa Clara (W, 1R, 3-15-96)	11
Demick Lewis vs. UC Santa Barbara (SE, 1R, 3-18-88)	11
Len Bias vs. UNLV (MW, 2R, 3-16-86)	11
Albert King vs. UT Chattanooga (MW, 1R, 3-12-81)	11
Greg Manning vs. Tennessee (E, 2R, 3-8-80)	11
John Lucas vs. Louisville (MW, RF, 3-22-75)	11
Nick Davis vs. Boston College (E, 1R, 3-11-58)	11

CAREER - FIELD GOALS ATTEMPTED

1 Juan Dixon (99, 00, 01, 02)	205
2 Lonny Baxter (99, 00, 01, 02)	164
3 Len Bias (83, 84, 85, 86)	120
4 Terence Moms (98, 99, 00, 01)	114

SERIES - FIELD GOALS ATTEMPTED

1 Juan Dixon (02)	96
2 Chns Wilcox (02)	64
3 Lonny Baxter (01)	62
4 Juan Dixon (01)	61
5 Lonny Baxter (02)	57

GAME - FIELD GOALS ATTEMPTED

1 Albert King vs. Indiana (ME, 2R, 3-14-81)	28
2 Len Bias vs. UNLV (W, 2R, 3-16-86)	23
3 Johnny Rhodes vs. Santa Clara (W, 1R, 3-15-96)	22
Owen Brown vs. Louisville (MW, RF, 3-22-75)	22

CAREER - FIELD GOAL PCT. (MIN. 25 ATT.)

1 Buck Williams (80, 81)	667 (26 of 39)
2 Greg Manning (80, 81)	609 (28 of 46)
3 Joe Smith (94, 95)	556 (45 of 81)
4 John Lucas (73, 75)	554 (46 of 83)



Joe Smith

SERIES - FIELD GOAL PCT. (MIN. 15 ATT.)

1 Len Bias (83) 750 (12 of 15)	696 (16 of 23)
2 Buck Williams (80)	692 (18 of 26)
3 Tom McMillen (73)	690 (20 of 29)
4 Greg Manning (80)	

GAME - FIELD GOAL PCT. (MIN. 8 ATT.)

1 Ben Coleman vs. West Virginia (ME, 2R, 3-17-84)	889 (8 of 9)
2 Laron Profit vs. Valparaiso (S, 1R, 3-11-99)	800 (8 of 10)
Buck Williams vs. Georgetown (E, RSF, 3-14-80)	800 (8 of 10)
Tom McMillen vs. Syracuse (E, RSF, 3-15-73)	800 (8 of 10)

CAREER - 3-POINT FIELD GOALS MADE

1 Juan Dixon (99, 00, 01, 02)	38
2 Steve Blake (00, 01, 02, 03)	17
Drew Nicholas (00, 01, 02, 03)	17
4 Sarunas Jasikevicius (95, 96, 97, 98)	10

SERIES - 3-POINT FIELD GOALS MADE

1 Juan Dixon (02)	22
2 Juan Dixon (01)	9
Keith Gatlin (88)	9
4 Drew Nicholas (03)	8
Sarunas Jasikevicius (98)	8

GAME - 3-POINT FIELD GOALS MADE

1 Drew Nicholas vs. UNC Wilmington (S, 1R, 3-21-03)	5
Juan Dixon vs. Kansas (FF, NSF, 3-30-02)	5
Juan Dixon vs. Siena (E, 1R, 3-15-02)	5
Keith Gatlin vs. UC Santa Barbara (SE, 1R, 3-18-88)	5



CAREER - 3-POINT FIELD GOALS ATT.

1	Juan Dixon (99, 00, 01, 02)	88
2	Drew Nicholas (00, 01, 02, 03)	49
3	Steve Blake (00, 01, 02, 03)	47
4	Duane Simpkins (94, 95, 96)	29
5	Terence Morns (98, 99, 00, 01)	26

SERIES - 3-POINT FIELD GOALS ATT.

1	Juan Dixon (02)	43
2	Juan Dixon (01)	24
3	Steve Blake (02)	21
4	Drew Nicholas (03)	20
5	Drew Nicholas (02)	19

GAME - 3-POINT FIELD GOALS ATT.

1	Juan Dixon vs. Kansas (FF, NSF, 3-30-02)	11
2	Juan Dixon vs. Duke (FF, NSF, 3-31-01)	10
3	Drew Nicholas vs. UNC Wilmington (S, 1R, 3-21-03)	8
	Juan Dixon vs. Kentucky (E, RSF, 3-22-02)	8
	Juan Dixon vs. Siena (E, 1R, 3-12-02)	8
	Keith Gatlin vs. Kentucky (SE, 2R, 3-20-88)	8
	Keith Gatlin vs. UC Santa Barbara (SE, 1R, 3-18-88)	8

CAREER - 3FG PCT. (MIN. 10 ATT.)

1	Keith Gatlin (84, 85, 86, 88)	563 (9 of 16)
2	Sarunas Jasikevicius (95, 96, 97, 98)	500 (10 of 20)
3	Juan Dixon (99, 00, 01, 02)	432 (38 of 88)

SERIES - 3FG PCT. (MIN. 7 ATT.)

1	Sarunas Jasikevicius (98)	615 (8 of 13)
2	Keith Gatlin (88)	563 (9 of 16)
3	Juan Dixon (02)	512 (22 of 43)
4	Steve Blake (01)	500 (6 of 12)
5	Terence Morns (98)	429 (3 of 7)
	Teyon McCoy (88)	429 (3 of 7)

GAME - 3FG PCT. (MIN. 3 ATT.)

1	Sarunas Jasikevicius vs. Illinois (W, 2R, 3-14-98)	1 000 (4 of 4)
	Duane Simpkins vs. Massachusetts (MW, 2R, 3-19-94)	1 000 (4 of 4)
	Steve Blake vs. Stanford (W, RF, 3-24-01)	1 000 (3 of 3)
4	Tahj Holden vs. Stanford (W, RF, 3-24-01)	750 (3 of 4)
5	Steve Blake vs. UNC Wilmington (S, 1R, 3-21-03)	667 (2 of 3)

CAREER - FREE THROWS MADE

1	Lonny Baxter (99, 00, 01, 02)	69
2	Juan Dixon (99, 00, 01, 02)	58
3	Len Bias (83, 84, 85, 86)	38
4	Adnan Branch (83, 84, 85)	37
5	Tahj Holden (01, 02, 03, 04)	35

SERIES - FREE THROWS MADE

1	Lonny Baxter (02)	30
2	Juan Dixon (02)	29
3	Lonny Baxter (01)	21
	Len Bias (86) 21	21
5	Joe Smith (94)	20
	Tom Young (58)	20

GAME - FREE THROWS MADE

1	Lonny Baxter vs. Connecticut (E, RF, 3-24-02)	15
2	Len Bias vs. Pepperdine (W, 1R, 3-14-86)	12
3	Joe Smith vs. Texas (W, 2R, 3-18-95)	11
	Rudy Archer vs. UC Santa Barbara (SE, 1R, 3-18-88)	11

5	Byron Mouton vs. George Mason (W, 1R, 3-15-01)	9
	Joe Smith vs. Saint Louis (MW, 1R, 3-17-94)	9
	Len Bias vs. UNLV (W, 2R, 3-16-86)	9

CAREER - FREE THROWS ATT.

1	Lonny Baxter (99, 00, 01, 02)	105
2	Juan Dixon (99, 00, 01, 02)	70
3	Keith Booth (94, 95, 96, 97)	48
	Adnan Branch (83, 84, 85)	48
5	Joe Smith (94, 95)	45

SERIES - FREE THROWS ATT.

1	Lonny Baxter (02)	42
2	Lonny Baxter (01)	35
3	Juan Dixon (02)	33
4	Keith Booth (94)	28
5	Joe Smith (94)	25
	Tom Young (58)	25

GAME - FREE THROWS ATT.

1	Lonny Baxter vs. Connecticut (E, RF, 3-24-02)	18
2	Joe Smith vs. Texas (W, 2R, 3-18-95)	16
3	Len Bias vs. Pepperdine (W, 1R, 3-14-86)	14
4	Lonny Baxter vs. Georgetown (W, RSF, 3-22-01)	13

CAREER - FREE THROW PCT. (MIN. 12 ATT.)

1	Byron Mouton (01, 02)	929 (26 of 28)
2	Drew Nicholas (00, 01, 02, 03)	889 (32 of 36)
3	Len Bias (83, 84, 85, 86)	864 (38 of 44)
	John Lucas (73, 75)	864 (19 of 22)
5	Juan Dixon (99, 00, 01, 02)	829 (58 of 70)

SERIES - FREE THROW PCT. (MIN. 10 ATT.)

1	Tahj Holden (02)	1 000 (15 of 15)
2	Byron Mouton (02)	941 (16 of 17)
3	Rudy Archer (88)	929 (13 of 14)
4	Steve Sheppard (75)	917 (11 of 12)
5	Len Bias (86) 913 (21 of 23)	913 (21 of 23)

GAME - FREE THROW PCT. (MIN. 7 ATT.)

1	Byron Mouton vs. George Mason (W, 1R, 3-15-01)	1 000 (9 of 9)
	Len Bias vs. UNLV (W, 2R, 3-16-86)	1 000 (9 of 9)
	John Lucas vs. Notre Dame (MW, RSF, 3-20-75)	1 000 (8 of 8)
	Juan Dixon vs. George Mason (W, 1R, 3-15-01)	1 000 (7 of 7)
5	Rudy Archer vs. UC Santa Barbara (SE, 1R, 3-18-88)	917 (11 of 12)

* Len Elmore shot 12-for-12 from the free throw line in the championship game of the 1972 NIT.

CAREER - REBOUNDS


1	Lonny Baxter (99, 00, 01, 02)	137 (8.6)
2	Terence Morns (98, 99, 00, 01)	85 (6.5)
3	Joe Smith (94, 95)	73 (12.2)
4	Keith Booth (94, 95, 96, 97)	68 (8.5)

SERIES - REBOUNDS

1	Lonny Baxter (02)	51 (8.5)
2	Lonny Baxter (01)	50 (10.0)
3	Joe Smith (95)	39 (13.0)
4	Terence Morns (01)	38 (7.6)
5	Keith Booth (95)	37 (12.3)

SINGLE GAME - REBOUNDS

1	Joe Smith vs. Texas (W, 2R, 3-18-95)	21
2	Tom Roy vs. Louisville (MW, RF, 3-22-75)	20
3	Ryan Randle vs. UNC Wilmington (S, 1R, 3-21-03)	16
	Buck Williams vs. UT-Chattanooga (ME, 1R, 3-12-81)	16



Juan Dixon

5	Keith Booth vs. Gonzaga (W, 1R, 3-16-95)	15
	Joe Smith vs. Saint Louis (MW, 1R, 3-17-94)	15
	Buck Williams vs. Georgetown (E, RSF, 3-14-80)	15

CAREER - REBOUNDING AVERAGE

1	Buck Williams (80, 81)	12.5 (50)
2	Joe Smith (94, 95)	12.2 (73)
3	Ernest Graham (80, 81)	8.8 (35)
4	Lonny Baxter (99, 00, 01, 02)	8.6 (137)
5	Keith Booth (94, 95)	8.5 (68)

SERIES - REBOUNDING AVERAGE

1	Joe Smith (95)	13.0 (39)
	Buck Williams (81)	13.0 (26)
3	Keith Booth (95)	12.3 (37)
4	Buck Williams (80)	12.0 (24)
	Len Elmore (73)	12.0 (24)

CAREER - ASSISTS

1	Steve Blake (00, 01, 02, 03)	97 (6.1)
2	Keith Gatlin (84, 85, 86, 88)	69 (7.7)
3	Juan Dixon (99, 00, 01, 02)	43 (2.7)
4	Terrell Stokes (96, 97, 98, 99)	39 (4.9)
5	Duane Simpkins (94, 95, 96)	38 (5.4)

SERIES - ASSISTS

1	Steve Blake (02)	40 (6.7)
2	Steve Blake (01)	30 (6.0)
3	Keith Gatlin (85)	24 (8.0)
4	Duane Simpkins (94)	22 (7.3)

SINGLE GAME - ASSISTS

1	Keith Gatlin vs. Navy (SE, 2R, 3-17-85)	12
2	Steve Blake vs. Kansas (FF, NSF, 3-30-02)	11
	Steve Blake vs. Siena (E, 1R, 3-15-02)	11
	Duane Simpkins vs. Saint Louis (MW, 1R, 3-17-94)	11

CAREER - ASSISTS AVERAGE

1	Keith Gatlin (84, 85, 86, 88)	7.7 (69)
2	Steve Blake (00, 01, 02, 03)	6.1 (97)
3	Duane Simpkins (94, 95, 96)	5.4 (38)
4	Terrell Stokes (96, 97, 98, 99)	4.9 (39)

SERIES - ASSISTS AVERAGE

1	Keith Gatlin (84)	8.5 (17)
2	Keith Gatlin (85)	8.0 (24)
3	Keith Gatlin (86)	7.5 (15)
4	Duane Simpkins (94)	7.3 (22)



Buck Williams

CAREER - BLOCKED SHOTS

1	Terence Morns (98, 99, 00, 01)	21
2	Lonny Baxter (99, 00, 01, 02)	22
3	Joe Smith (94, 95)	14
	Demck Lewis (85, 86)	14
5	Tahj Holden (00, 01, 02, 03)	12

SERIES - BLOCKED SHOTS

1	Lonny Baxter (02)	13
	Terence Morns (01)	8
	Joe Smith (95)	8
4	Chns Wilcox (02)	7

GAME - BLOCKED SHOTS

1	Joe Smith vs. Texas (W, 2R, 3-18-95)	7
2	Chns Wilcox vs. Kansas (FF, NSF, 3-30-02)	4
	Lonny Baxter vs. Wisconsin (E, 2R, 3-17-02)	4
	Terence Morns vs. Georgetown (W, RSF, 3-22-01)	4
	Lonny Baxter vs. Iowa (MW, 1R, 3-16-00)	4
	Demck Lewis vs. UNLV (W, 2R, 3-16-86)	4
	Demck Lewis vs. Miami-OH (SE, 1R, 3-15-85)	4

CAREER - STEALS

1	Juan Dixon (99, 00, 01, 02)	30
2	Steve Blake (00, 01, 02, 03)	27
3	Johnny Rhodes (94, 95, 96)	15
4	Terence Morns (98, 99, 00, 01)	14
5	Byron Mouton (01, 02)	13

SERIES - STEALS

1	Juan Dixon (01)	14
2	Juan Dixon (02)	12
3	Steve Blake (03)	9
	Steve Blake (02)	9
5	Chns Wilcox (02)	8
	Byron Mouton (02)	8

SINGLE GAME - STEALS

1	Steve Blake vs. Michigan State (S, RSF, 3-28-03)	5
	Juan Dixon vs. Kansas (FF, NSF, 3-30-02)	5
	Johnny Rhodes vs. Santa Clara (W, 1R, 3-15-96)	5
	Demck Lewis vs. UC Santa Barbara (SE, 1R, 3-18-89)	5
5	Juan Dixon vs. Georgia State (W, 2R, 3-17-01)	4
	Steve Francis vs. Creighton (S, 2R, 3-13-99)	4
	Johnny Rhodes vs. Michigan (MW, RSF, 3-24-94)	4
	Joe Smith vs. Texas (W, 2R, 3-18-95)	4
	Albert King vs. Georgetown (E, RSF, 3-14-80)	4



1 TEAM

NCAA TEAM RECORDS

MARYLAND TEAM

LARGEST MARGIN OF VICTORY

30 vs. Wisconsin (87-57), 3-17-02

LARGEST MARGIN OF DEFEAT

35 vs. UCLA (105-70), 3-18-00; vs. Indiana (99-64), 3-14-81

OVERTIME PERIODS

1- Maryland def. Miami-OH, 69-68, 3-15-85

POINTS

Series High- 502 in 2002 (6 games)

Single Game High- 102 vs. West Virginia, 3-17-84

Single Game Low- 43 vs. Villanova, 3-22-85

SCORING AVERAGE

Series High- 90.0 in 1973 (180 in 2 games)

Series Low- 51.0 in 1983 (102 in 2 games)

FIELD GOALS MADE

Series High- 170 in 2002 (6 games)

Single Game High- 40 vs. Providence, 3-17-73

Single Game Low- 16 vs. Manhattan, 3-15-58

FIELD GOALS ATTEMPTED

Series High- 357 in 2002 (6 games)

Single Game High- 83 vs. Connecticut, 3-23-95

Single Game Low- 39 vs. Houston, 3-19-83

FIELD GOAL PCT.

Series High- .583 in 1980 (67 of 115, 2 games)

Series Low- .398 in 1958 (68 of 171, 3 games)

Single Game High- .667 vs. West Virginia (36 of 54), 3-17-84

Single Game Low- .271 vs. Manhattan (16 of 59), 3-15-58

3-POINT FIELD GOALS MADE

Series High- 37 in 2002 (6 games)

Single Game High- 11 vs. Arizona, 3-19-98

Single Game Low- 0 vs. Texas, 3-18-95

3-POINT FIELD GOALS ATTEMPTED

Series High- 93 in 2002 (6 games)

Single Game High- 29 vs. Santa Clara, 3-15-96

Single Game Low- 5 vs. Texas, 3-18-95;

vs. Saint Louis, 3-17-94

3-POINT FIELD GOAL PCT.

Series High- .410 in 1988 (16 of 39, 2 games)

Series Low- .262 in 1995 (11 of 42, 3 games)

Single Game High- .800 vs. Massachusetts (8 of 10), 3-19-94

Single Game Low- .000 vs. Texas (0 of 5), 3-18-95

FREE THROWS MADE

Series High- 124 in 2002 (6 games)

Single Game High- 31 vs. Connecticut, 3-24-02

Single Game Low- 4 vs. Indiana, 3-14-81

FREE THROWS ATTEMPTED

Series High- 154 in 2002 (6 games)

Single Game High- 42 vs. Boston College, 3-11-58

Single Game Low- 6 vs. Indiana, 3-14-81

FREE THROW PCT.

Series High- .824 in 1985 (28 of 34, 3 games)

Series Low- .588 in 1983 (20 of 34, 2 games);
in 1980 (20 of 34, 2 games)

Single Game High- .917 vs. Miami-OH (11 of 12), 3-15-85

Single Game Low- .455 vs. Santa Clara (10 of 22), 3-15-96

REBOUNDS

Series High- 231 in 2002 (6 games)

Single Game High- 54 vs. Boston College, 3-11-58

Single Game Low- 23 vs. Kentucky, 3-20-88; vs. Navy, 3-17-85; vs. Houston, 3-19-83

REBOUNDING AVERAGE

Series High- 48.3 in 1995 (145 in 3 games)

Series Low- 25.0 in 1988 (50 in 2 games)

FOULS

Series High- 108 in 2001 (5 games)

Single Game High- 31 vs. Santa Clara, 3-15-96

Single Game Low- 11 vs. Illinois, 3-14-98

ASSISTS

Series High- 102 in 2002 (6 games)

Single Game High- 25 vs. Siena, 3-15-02

Single Game Low- 7 vs. Houston, 3-19-83

BLOCKED SHOTS

Series High- 28 in 2002 (6 games)

Single Game High- 8 vs. Miami-OH, 3-15-85

Single Game Low- 0 vs. several opponents

STEALS

Series High- 50 in 2002 (6 games)

Single Game High- 13 vs. Santa Clara, 3-15-96

Single Game Low- 1 vs. Houston, 3-19-83;

vs. Notre Dame, 3-20-75

OPPONENT TEAM

POINTS

Series High- 417 in 2002 (6 games)

Single Game High- 105 by UCLA, 3-18-00

Single Game Low- 46 by Villanova, 3-22-85

SCORING AVERAGE

Series High- 89.0 in 1973 (178 in 2 games)

Series Low- 55.5 in 1983 (111 in 2 games)

FIELD GOALS MADE

Series High- 146 in 2002 (6 games)

Single Game High- 43 by Providence, 3-17-83

Single Game Low- 17 by Villanova, 3-22-85;

by Boston College, 3-11-58

FIELD GOALS ATTEMPTED

Series High- 365 in 2002 (6 games)

Single Game High- 74 by Connecticut, 3-23-95

Single Game Low- 39 by Houston, 3-19-83

FIELD GOAL PCT.

Series High- .570 in 1973 (77 of 135, 2 games)

Series Low- .343 in 1958 (68 of 198, 3 games)

Single Game High- .651 by Indiana (41 of 63), 3-14-81

Single Game Low- .243 by Boston College

(17 of 70), 3-11-58

3-POINT FIELD GOALS MADE

Series High- 46 in 2002 (6 games)

Single Game High- 14 by UCLA, 3-18-00

Single Game Low- 3 by Utah State, 3-12-98, by Texas, 3-18-95, by Massachusetts, 3-19-94

3-POINT FIELD GOALS ATTEMPTED

Series High- 124 in 2002 (6 games)

Single Game High- 32 by Creighton, 3-13-99

Single Game Low- 9 by Kentucky, 3-20-88

3-POINT FIELD GOAL PCT.

Series High- .517 in 1988 (15 of 29, 2 games)

Series Low- .250 in 1995 (15 of 60, 3 games)

Single Game High- .560 by UCLA (14 of 25), 3-18-00

Single Game Low- .143 by Texas (3 of 21), 3-18-95

FREE THROWS MADE

Series High- 98 in 2001 (5 games)

Single Game High- 34 by Santa Clara, 3-15-96

Single Game Low- 2 by Indiana, 4-1-02

FREE THROWS ATTEMPTED

Series High- 137 in 2001 (5 games)

Single Game High- 41 by Santa Clara, 3-15-96

Single Game Low- 6 by Illinois, 3-14-98

FREE THROW PCT.

Series High- .903 in 1981 (28 of 31, 2 games)

Series Low- .463 in 1983 (19 of 41, 2 games)

Single Game High- 1.000 by Siena (10 of 10), 3-15-02,

UT-Chattanooga (11 of 11), 3-12-81

Single Game Low- .286 by Indiana (2 of 7), 4-1-02

REBOUNDS

Series High- 210 in 2002 (6 games)

Single Game High- 46 by Temple, 3-14-58

Single Game Low- 23 by Saint Louis, 3-17-94;

by Syracuse, 3-15-73

REBOUNDING AVERAGE

Series High- 43.0 in 1958 (129 in 3 games)

Series Low- 29.0 in 1984 (58 in 2 games)

FOULS

Series High- 126 in 2002 (6 games)

Single Game High- 28 by Georgetown, 3-22-01

Single Game Low- 9 by Indiana, 3-14-81

ASSISTS

Series High- 85 in 2002 (6 games)

Single Game High- 28 by UCLA, 3-18-00

Single Game Low- 5 by Texas, 3-18-95

BLOCKED SHOTS

Series High- 23 in 2002 (6 games); in 2001 (5 games)

Single Game High- 8 by St. John's, 3-18-99;

by Arizona, 3-19-98

Single Game Low- 0 by several opponents

STEALS

Series High- 43 in 2002 (6 games)

Single Game High- 14 by Creighton, 3-13-99

Single Game Low- 0 by Notre Dame, 3-20-75

NCAA TEAM MISCELLANY

ALL-TIME ROSTER - NCAA TOURNAMENT GAMES

A

Jeff Adkins (7-7, 83, 84, 85)
Rudy Archer (2-2, 88)

B

Earl Badu (2-0, 00, 02)
Taylor Baldwin (3-0, 80, 81)
Jeff Baxter (9-2, 83, 84, 85, 86)
Lonny Baxter (16-16, 99, 00, 01, 02)
Jerry Bechtie (2-0, 58)
Len Bias (9-9, 83, 84, 85, 86)
Steve Blake (16-16, 00, 01, 02, 03)
Bob Bodell (2-2, 73)
Keith Booth (8-8, 94, 95, 96, 97)
Nick Bosnic (3-0, 94)
John Boyle (1-0, 75)
Adnan Branch (7-7, 83, 84, 85)
Wayne Bristol (6-0, 94, 95)
Darrell Brown (2-0, 73)
Owen Brown (5-3, 73, 75)
Al Bunge (3-3, 58)

C

Nik Caner-Medley (5-4, 03, 04)
LaRon Cephas (5-0, 98, 99, 00)
Ben Coleman (4-4, 83, 84)
Andre Collins (5-0, 02, 03)

D

Gene Danko (3-0, 58)
Brad Davis (3-3, 75)
Nick Davis (3-3, 58)
Dave Dickerson (3-0, 86, 88)
Juan Dixon (16-13, 99, 00, 01, 02)
Chuck Driesell (1-0, 84)

E

Obinna Ekezie (5-5, 96, 97, 98)
Rodney Elliott (7-4, 95, 96, 97, 98)
Len Elmore (2-2, 73)

F

Ed Farmer (2-1, 83)
Norman Fields (3-0, 96, 99)
Mark Fothergill (4-1, 83-84)
Steve Francis (3-3, 99)

G

John Gilchrist (5-2, 03, 04)
Travis Garrison (5-2, 03, 04)
Keith Gatlin (9-7, 84, 85, 86, 88)
Ernest Graham (4-4, 80, 81)
Mike Grinnon (1-0, 02)

H

Billy Hahn (4-0, 73, 75)
Matt Hahn (2-0, 99, 00)
Jim Halleck (3-0, 58)
Exree Hipp (7-7, 94, 95, 96)
Pete Holbert (1-0, 84)
Tahj Holden (16-4, 00, 01, 02, 03)
Steve Hood (2-0, 88)
Maunce Howard (5-0, 73, 75)

I-J

Ekene Ibekwe (2-0, 04)
Reggie Jackson (4-4, 80, 81)
Sarunas Jasikevicius (7-3, 95, 96, 97, 98)
John Johnson (1-0, 86)
Mike Jones (2-0, 04)
Tom Jones (5-0, 85, 86)
Donny Judd (3-0, 94, 95)

K

Albert King (4-4, 80, 81)
Matt Kovank (9-0, 94, 95, 97, 98)
Pete Krukar (1-0, 58)

L

Dernck Lewis (7-7, 85, 86, 88)
Terry Long (7-2, 84, 85, 86)
John Lucas (5-5, 73, 75)
Mero Lucas (7-0, 94, 95, 96)

M

Greg Manning (4-4, 80, 81)
Mike Mardesich (13-0, 98, 99, 00, 01)
Tony Massenburg (2-2, 88)
Calvin McCall (8-1, 00, 02, 03)
Teyon McCoy (2-0, 88)
Chris McCray (2-2, 04)
Tom McMillen (2-2, 73)
Charles McNeill (3-3, 58)
Danny Miller (9-1, 99, 00, 01)
Perry Moore (2-0, 58)
Dutch Morley (4-0, 80, 81)
Terence Morris (13-10, 98, 99, 00, 01)
Byron Mouton (11-11, 01, 02)
Bill Murphy (2-0, 58)

N

John Nacincik (3-3, 58)
John Newsome (1-0, 75)
Drew Nicholas (16-3, 00, 01, 02, 03)

O

Jim O'Brien (2-2, 73)

P

Chns Patton (3-0, 75)
Charles Pittman (2-0, 81)
Rich Porac (1-0, 73)
Laron Profit (8-7, 96, 97, 98, 99)

R

Ryan Randle (9-3, 02, 03)
Matt Raydo (4-0, 94, 95, 96)
Johnny Rhodes (7-7, 94, 95, 96)
Steve Rivers (4-0, 81, 83)
Tom Roy (5-3, 73, 75)

S

Steve Sheppard (3-3, 75)
Kurtis Shultz (3-0, 94, 95)
Duane Simpkins (7-7, 94, 95, 96)
Jamar Smith (5-2, 03, 04)
Joe Smith (6-6, 94, 95)
Terrell Stokes (8-7, 96, 97, 98, 99)
D.J. Strawberry (2-0, 04)

V

Herman Veal (2-2, 84)

W

Rodney Walker (1-0, 88)
Brian Watkins (2-0, 99)
Julian Weingarten (1-0, 58)
Howard White (2-0, 73)
Chris Wilcox (11-6, 01, 02)
Brian Williams (2-2, 88)
Buck Williams (4-4, 80, 81)

Y

Tom Young (3-3, 58)

TERPS ON NCAA ALL-TOURNAMENT TEAMS

Lonny Baxter
2002 - Final Four
2002 - East Region MVP
2001 - West Region MVP



Lonny Baxter

Juan Dixon
2002 - Final Four MVP
2002 - East Region
2001 - West Region



Juan Dixon

Chris Wilcox
2002 - Final Four

Adrian Branch
1985 - Southeast Region

John Lucas
1975 - Midwest Region

Tom McMillen
1973 - East Region

Nick Davis
1958 - East Region



Nick Davis



John Lucas




Tom McMillen

NCAA TOURNAMENT STARTING LINEUPS

Year	Lineup
1958	F Charles McNeil, F John Nacincik, C Al Bunge, G Nick Davis, G Tom Young
1973	F Jim O'Brien, F Len Elmore, C Tom McMillen, G John Lucas, G Bob Bodell
1975	F Steve Sheppard, F Owen Brown, C Tom Roy, G John Lucas, G Brad Davis
1980	F Albert King, F Ernest Graham, C Buck Williams, G Reggie Jackson, G Greg Manning
1981	F Albert King, F Ernest Graham, C Buck Williams, G Reggie Jackson, G Greg Manning
1983	F Len Bias, F Ed Farmer, F Mark Fothergill, C Ben Coleman, G/F Adrian Branch, G Jeff Adkins
1984	F Len Bias, F Herman Veal, C Ben Coleman, G/F Adnan Branch, G Jeff Adkins
1985	F Len Bias, G/F Adrian Branch, F/C Derrick Lewis, G Keith Gatlin, G Jeff Adkins
1986	F Len Bias, F/C Derrick Lewis, C Terry Long, G Keith Gatlin, G Jeff Baxter
1988	F Tony Massenburg, F Dernck Lewis, C Brian Williams, G Keith Gatlin, G Rudy Archer
1994	F Exree Hipp, F/G Keith Booth, F/C Joe Smith, G Duane Simpkins, G Johnny Rhodes
1995	F Exree Hipp, F/G Keith Booth, F/C Joe Smith, G Duane Simpkins, G Johnny Rhodes
1996	F Exree Hipp, F/G Keith Booth, C Obinna Ekezie, G Duane Simpkins, G Johnny Rhodes
1997	F Laron Profit, F Rodney Elliott, C Obinna Ekezie, G Terrell Stokes, G Keith Booth
1998	F Laron Profit, F Rodney Elliott, C Obinna Ekezie, G Terrell Stokes, G Sarunas Jasikevicius
1999	F Laron Profit, F Terence Morris, C Lonny Baxter, G Terrell Stokes, G Steve Francis
2000	F Danny Miller, F Tahj Holden, F Terence Morris, C Lonny Baxter, G Juan Dixon, G Steve Blake
2001	F Byron Mouton, F Terence Morris, C Lonny Baxter, G Juan Dixon, G Steve Blake
2002	F Byron Mouton, F Chris Wilcox, C Lonny Baxter, G Juan Dixon, G Steve Blake
2003	F Nik Caner-Medley/Calvin McCall, F Tahj Holden, F/C Ryan Randle, G Drew Nicholas, G Steve Blake
2004	F Nik Caner-Medley, F Travis Garrison, C Jamar Smith, G Chris McCray, G John Gilchrist

HISTOPRY HONORS



M
Bb



TEAMS OF TRADITION

1957-58

Record: 22-7 H: 10-1 A: 6-4 N: 6-2
ACC: 9-5, 4th place, ACC Tournament champion
Postseason: NCAA East Region 3rd place
Rankings: AP No. 6, UPI No. 6



TEAM ROSTER

No.	Name	Yr.	Pos.	Ht.	Wt.	Hometown
22	Bill Murphy	Jr	F	6-3	180	Pittsburgh, Pa
25	Gene Danko	Jr	G	6-2	180	McKeesport, Pa
30	Tom Young	Sr	G	6-1	170	Natrona Heights, Pa
32	Nick Davis	Sr	F	6-2	185	Rankin, Pa
33	John Nacincik	Sr	F	6-3	175	Brooklyn, N Y
34	Pete Krukar	So	G	6-1	175	Ford City, Pa
35	Jerry Bechtle	So	F	6-2	195	Elizabeth, N J
40	Julian "Doc" Weingarten Jr	F	6-4	190	Washington, D C	
43	Bob McDonald	So	F-C	6-7	190	Lansdowne, Pa
44	Jim Halleck	Jr	F	6-0	195	Elizabeth, N J
45	Perry Moore	Sr	C	6-4	205	Belpre, Ohio
50	Charles McNeil	So	C-F	6-6	180	Pennsgrove, N J
53	Jerry Shanahan	So	F	6-2	190	Pittsburgh, Pa
54	Al Bunge	So	C	6-9	215	Palmyra, N J

Head Coach: H.A. "Bud" Milikan

Assistant Coach: Bob Ladd

SEASON STATISTICS

Name	GP	FG%	FT%	Reb.-Avg.	Asst.	Pts.-Avg
Charles McNeil	29	.442	.762	202-6.9	—	401-13.8
Nick Davis	29	.463	.761	75-2.6	—	372-12.8
Al Bunge	29	.402	.542	265-9.1	—	297-10.2
John Nacincik	28	.360	.735	151-5.4	—	246-8.9
Tom Young	23	.388	.740	120-5.2	—	224-9.8
Gene Danko	28	.407	.762	48-1.7	—	122-4.4
Jim Halleck	23	.457	.672	64-2.8	—	85-3.7
Jerry Bechtle	26	.416	.429	47-1.8	—	82-3.2
Doc Weingarten	19	.517	.775	38-2.0	—	61-3.2
Bill Murphy	20	.312	.774	43-2.2	—	54-2.7
Jerry Shanahan	16	.706	.575	11-7	—	39-2.6
Pete Krukar	19	.400	.900	9-5	—	17-0.9
Perry Moore	24	.136	.636	31-1.3	—	13-0.5
Maryland Totals	29	.416	.688	1175-40.5	—	2004-69.1
Opponent Totals	29	.352	.676	1031-35.6	—	1671-57.6

ACC TOURNAMENT

Quarterfinals - defeated Virginia, 70-66
Semifinals - defeated Duke, 71-65 (OT)
Championship - defeated North Carolina, 86-74

NCAA TOURNAMENT

East Region First Round - defeated Boston College, 86-63
East Region Semifinal - lost to Temple, 71-67
East Region Consolation - defeated Manhattan, 59-55

1972-73

Record: 23-7 H: 13-1 A: 7-4 N: 3-2
ACC: 7-5, 3rd place, ACC Tournament finalist
Postseason: NCAA Elite Eight
Rankings: AP No. 8, UPI No. 10



TEAM ROSTER

No.	Name	Yr.	Pos.	Ht.	Wt.	Hometown
10	Rich Porac	Jr	G	6-0	178	Monroeville, Pa
13	Howard White	Sr	G	6-0	160	Hampton, Va
14	Donald White	So	G	6-4	179	Pittsburgh, Pa
15	John Lucas	Fr	G	6-4	175	Durham, N C
21	Billy Hahn	So	G	5-10	155	Mishawaka, Ind.
22	Jap Trimble	Jr	G	6-3	181	New York, N Y
23	Vanck Cutler	So	F	6-7	205	N Tanawanda, N Y
24	Maurice Howard	Fr	G	6-2	170	Philadelphia, Pa
33	Darrell Brown	Sr	F	6-6	225	Pittsburgh, Pa
35	Bob Bodell	Sr	G	6-4	180	Frankfort, Ky
41	Len Elmore	Jr	F-C	6-9	232	Springfield Gardens, N Y
42	Owen Brown	So	F-C	6-9	205	La Grange, Ill
44	Jim O'Brien	Sr	F	6-8	202	Falls Church, Va
45	Tom Roy	So	C	6-9	210	S Windsor, Conn.
54	Tom McMillen	Jr	C	6-11	213	Mansfield, Pa

Head Coach: Charles "Lefty" Dnesell

Assistant Coaches: Jim Moloney, Joe Hamngton, Tim Autry

SEASON STATISTICS

Name	GP	FG%	FT%	Reb.-Avg.	Asst.	Pts.-Avg
Tom McMillen	29	.585	.800	284-9.8	28	616-21.2
Jim O'Brien	30	.555	.844	144-4.8	67	498-16.6
John Lucas	30	.538	.703	83-2.8	178	425-14.2
Len Elmore	26	.469	.607	290-11.2	35	261-10.0
Bob Bodell	30	.503	.820	80-2.6	121	238-7.9
Darrell Brown	27	.508	.684	77-2.9	44	147-5.4
Tom Roy	29	.517	.529	113-3.9	8	128-4.4
Owen Brown	30	.419	.643	72-2.4	17	122-4.1
Maurice Howard	29	.404	.579	19-1.5	25	81-2.8
Rich Porac	24	.483	.529	7-2.9	23	37-1.5
Howard White	19	.405	.750	14-7	7	36-2.0
Don White	14	.455	.500	5-4	1	12-0.9
Billy Hahn	16	.714	.000	0-0	1	10-0.6
Maryland Totals	30	.520	.718	1367-45.4	557	2613-87.1
Opponent Totals	30	.468	.686	1043-34.8	363	2226-74.2

ACC TOURNAMENT


Quarterfinals - defeated Clemson, 77-61
Semifinals - defeated Wake Forest, 73-65
Championship - lost to NC State, 76-74

NCAA TOURNAMENT

East Region First Round - bye
East Region Semifinal - defeated Syracuse, 91-75
East Region Final - lost to Providence, 103-89

1974-75

Record: 23-7 H: 13-1 A: 7-4 N: 3-2
ACC: 10-2, 1st place, ACC Regular Season champion
Postseason: NCAA Elite Eight
Rankings: AP No. 5, UPI No. 5



TEAM ROSTER

No.	Name	Yr.	Pos.	Ht.	Wt.	Hometown
5	John Boyle	Jr	F	6-7	210	Hyattsville, Md.
10	Steve Sheppard	So.	F	6-6	210	New York, N.Y.
12	Mike Brashears	Fr	G	6-1	170	Hagerstown, Md.
13	James Jones	Jr	G	6-4	205	Seat Pleasant, Md.
15	John Lucas	Jr	G	6-4	170	Durham, N.C.
20	John Newsome	Fr	F	6-6	195	Norfolk, Va.
21	Billy Hahn	Sr	G	5-11	150	Mishawaka, Ind.
22	Mike Cherry	Fr	F	6-5	190	Elm City, N.C.
24	Maurice Howard	Jr	G	6-3	170	Philadelphia, Pa.
30	Brad Davis	Fr	G	6-3	180	Monaca, Pa
42	Owen Brown	Sr	F-C	6-8	205	LaGrange, Ill.
44	Chns Patton	Fr	C	6-9	210	Bessemer, Ala.
45	Tom Roy	Sr	C	6-9	210	S.Windsor, Conn.

Head Coach: Charles "Lefty" Dnesell

Assistant Coaches: Joe Hamngton, Dave Pritchett,

Howard White

SEASON STATISTICS

Name	GP	FG%	FT%	Reb.-Avg.	Asst.	Pts.-Avg
John Lucas	24	.549	.836	100-4.2	91	469-19.5
Owen Brown	29	.513	.829	206-7.8	31	431-14.9
Steve Sheppard	29	.519	.712	217-7.5	25	416-14.3
Maurice Howard	29	.565	.727	77-2.7	65	388-13.4
Brad Davis	29	.580	.820	95-3.3	134	364-12.6
Tom Roy	29	.606	.686	321-11.1	30	320-11.0
Chris Patton	19	.531	.733	54-2.8	3	90-4.7
John Newsome	23	.487	.778	49-2.1	3	59-2.6
Billy Hahn	22	.561	.546	15-7	30	58-2.6
John Boyle	18	.333	.400	13-7	0	8-0.4
Maryland Totals	29	.547	.757	1261-43.5	413	2607-89.9
Opponent Totals	29	.441	.694	999-34.5	355	2163-74.6

ACC TOURNAMENT

Quarterfinals - lost to NC State, 87-85

NCAA TOURNAMENT


Midwest Region First Round - defeated Creighton, 83-79
Midwest Region Semifinal - defeated Notre Dame, 83-71
Midwest Region Final - lost to Louisville, 96-82

2006-07 MARYLAND MEN'S BASKETBALL

1 TEAM

1979-80

Record: 24-7 H: 16-0 A: 4-4 N: 4-3
ACC: 11-3, ACC Regular Season champion
Postseason: NCAA Sweet Sixteen
Rankings: AP No. 8, UPI No. 8



TEAM ROSTER

No.	Name	Yr.	Pos.	Ht.	Wt.	Hometown
10	Greg Manning	Jr.	G	6-1	170	Highspire, Pa
15	Reggie Jackson	So.	G	6-4	210	Philadelphia, Pa
21	Greg "Dutch" Morley	So	G	6-2	170	Hyattsville, Md
22	Mark Fothergill	Fr.	F	6-9	220	Somerset, Ky
23	David Henderson	Jr.	C	6-9	215	Roanoke, Va
25	Ernest Graham	Jr	F	6-7	215	Baltimore, Md
41	Jon Robinson	Fr.	G	6-4	184	Gastonia, N C
42	Herman Veal	Fr	F	6-6	200	Jackson, Miss
50	John Biley	Sr.	C-F	6-8	220	Woodcliff Lake, N J
52	Charles "Buck" Williams	So	C-F	6-8	215	Rocky Mount, N C
54	Taylor Baldwin	So	C	6-10	225	Greenwich, Conn
55	Albert King	Jr.	F	6-6	190	Brooklyn, N Y

Head Coach: Charles "Lefty" Dnesell
Assistant Coaches: Tom Abatemarco, John Kochan, Sherman Dillard

SEASON STATISTICS

Name	GP	FG%	FT%	Reb.-Avg.	Asst.	Pts.-Avg
Albert King	31-31	.553	.821	207-6.7	86	674-21.7
Ernest Graham	31-30	.501	.658	230-7.4	136	483-15.6
Greg Manning	30-29	.643	.908	47-1.6	65	471-15.7
Buck Williams	24-23	.606	.664	242-10.1	27	371-15.5
Reggie Jackson	31-20	.429	.611	65-2.1	88	158-5.1
Taylor Baldwin	31-8	.657	.652	82-2.7	11	122-3.9
Dutch Morley	31-14	.453	.792	51-1.7	124	96-3.1
Mark Fothergill	15-0	.518	.538	20-1.3	1	35-2.3
Jon Robinson	14-0	.333	.750	2-0.1	15	31-2.2
John Biley	14-1	.450	.462	38-2.7	2	24-1.7
David Henderson	16-0	.600	.500	18-1.1	3	16-1.0
Maryland Totals	31	.551	.724	1089-35.1	558	2481-80.0
Opponent Totals	31	.474	.700	1000-32.3	476	2226-71.8

ACC TOURNAMENT

Quarterfinals - defeated Georgia Tech, 51-49 (OT)
Semifinals - defeated Clemson, 91-85
Finals - lost to Duke, 73-72

NCAA TOURNAMENT

East Region First Round - bye
East Region Second Round - defeated Tennessee, 86-75
East Region Semifinal - lost to Georgetown, 74-68

1980-81

Record: 21-10 H: 12-3 A: 5-5 N: 4-2
ACC: 8-6, 4th place, ACC Tournament finalist
Postseason: NCAA Second Round
Rankings: AP No. 18, UPI No. 11



TEAM ROSTER

No.	Name	Yr.	Pos.	Ht.	Wt.	Hometown
10	Greg Manning	Sr	G	6-1	173	Highspire, Pa
14	Steve Rivers	Fr.	G	6-3	170	Brockville, N Y
15	Reggie Jackson	Jr	G	6-4	210	Philadelphia, Pa
21	Greg "Dutch" Morley	Jr	G	6-2	170	Hyattsville, Md
22	Mark Fothergill	So.	F	6-9	220	Somerset, Ky
25	Ernest Graham	Sr	G-F	6-7	207	Baltimore, Md
32	Charles Pittman	Jr.	F	6-8	215	Rocky Mount, N C
33	Pete Holbert	Fr.	F	6-6	190	Fairfax, Va
41	Jon Robinson	So	G	6-4	185	Gastonia, N C
42	Herman Veal	Fr	F	6-6	200	Jackson, Miss
52	Charles "Buck" Williams	Jr	C-F	6-8	215	Rocky Mount, N C
54	Taylor Baldwin	Jr.	C	6-10	219	Greenwich, Conn.
55	Albert King	Sr.	F	6-6	190	Brooklyn, N Y

Head Coach: Charles "Lefty" Dnesell
Assistant Coaches: Tom Abatemarco, John Kochan, Sherman Dillard

SEASON STATISTICS

Name	GP	FG%	FT%	Reb.-Avg.	Asst.	Pts.-Avg
Albert King	31-31	.502	.812	177-5.7	92	559-18.0
Buck Williams	31-31	.647	.637	363-11.7	31	482-15.6
Ernest Graham	31-31	.514	.727	176-5.7	120	448-14.5
Greg Manning	31-31	.558	.821	41-1.3	85	422-13.6
Charles Pittman	31-2	.670	.640	115-3.7	13	158-5.1
Reggie Jackson	31-23	.353	.750	45-1.5	60	93-3.0
Dutch Morley	30-7	.548	.790	40-1.3	84	61-2.0
Steve Rivers	24-0	.404	.917	10-0.4	19	53-2.2
Herman Veal	16-0	.353	.591	31-1.9	4	25-1.6
Pete Holbert	12-0	.240	.667	15-1.3	1	22-1.8
Jon Robinson	9-0	.529	.167	7-0.8	3	19-2.1
Taylor Baldwin	9-0	.667	.750	11-1.2	1	11-1.6
Maryland Totals	31	.532	.720	1095-35.3	503	2353-75.9
Opponent Totals	31	.473	.698	954-30.8	454	2164-69.8

ACC TOURNAMENT


Quarterfinals - defeated Duke, 56-53
Semifinals - defeated Virginia, 85-62
Finals - lost to North Carolina, 61-60

NCAA TOURNAMENT

Midwest Region First Round - defeated
Tenn.-Chattanooga, 81-69
Midwest Region Second Round - lost to Indiana, 99-64

1982-83

Record: 20-10 H: 14-3 A: 5-4 N: 1-3
ACC: 8-6, 3rd place (tie)
Postseason: NCAA Second Round
Rankings: None



TEAM ROSTER

No.	Name	Yr.	Pos.	Ht.	Wt.	Hometown
10	Jeff Adkins	So	G	6-5	185	Martinsville, Va
11	Chuck Dnesell	So	G	6-2	170	Silver Spring, Md
12	Jeff Baxter	Fr.	G	6-1	165	Washington, D C
14	Steve Rivers	Jr.	G	6-3	175	Uniondale, N Y
20	Ed Farmer	Fr	F	6-8	210	Wilson, N C
22	Mark Fothergill	Jr.	F	6-9	220	Somerset, Ky
24	Adnan Branch	So.	F	6-8	185	Largo, Md
31	Bryan Palmer	Fr	F	6-10	205	Susquehannock, Md
33	Pete Holbert	Jr.	F-G	6-6	190	Annandale, Va
34	Len Bias	Fr	F	6-8	195	Landover, Md
42	Herman Veal	Jr	F	6-6	220	Jackson, Miss
52	Greg Stevens	Fr.	C	7-2	260	Stow, Ohio
54	Ben Coleman	Jr	C-F	6-9	220	Minneapolis, Minn

Head Coach: Charles "Lefty" Dnesell
Assistant Coaches: John Kochan, Sherman Dillard, Mel Cartwright

SEASON STATISTICS

Name	GP	FG%	FT%	Reb.-Avg.	Asst.	Pts.-Avg
Adnan Branch	29-29	.469	.715	150-5.2	95	541-18.7
Ben Coleman	30-30	.571	.652	242-8.1	32	454-15.1
Jeff Adkins	30-30	.468	.648	80-2.7	121	297-9.9
Len Bias	30-13	.478	.636	125-4.2	22	214-7.1
Mark Fothergill	30-23	.557	.758	112-3.7	19	187-6.2
Herman Veal	26-19	.479	.762	179-6.9	18	176-6.8
Steve Rivers	25-5	.556	.313	21-0.8	22	137-5.5
Jeff Baxter	30-0	.417	.794	20-0.7	33	103-3.4
Ed Farmer	20-1	.408	.636	44-2.2	3	54-2.7
Pete Holbert	20-0	.222	.826	11-0.6	4	33-1.7
Chuck Dnesell	17-0	.333	.571	5-0.3	5	21-1.3
Bryan Palmer	12-0	.000	.250	15-1.3	1	2-0.2
Maryland Totals	30	.490	.685	1098-36.6	375	2222-74.1
Opponent Totals	30	.453	.670	1022-34.1	385	2141-71.4

ACC TOURNAMENT

Quarterfinals - lost to Georgia Tech, 64-58 (OT)

NCAA TOURNAMENT


Midwest Region First Round - defeated
Tenn.-Chattanooga, 52-51
Midwest Region Second Round - lost to Houston, 60-50



TEAMS OF TRADITION

1983-84

Record: 24-8 H: 13-2 A: 6-4 N: 5-2
ACC: 9-5, 2nd place, ACC Tournament champion
Postseason: NCAA Sweet Sixteen
Rankings: AP No. 11, UPI No. 10



TEAM ROSTER

No.	Name	Yr.	Pos.	Ht.	Wt.	Hometown
3	Keith Gatlin	Fr	G	6-5	165	Gnmesland, N.C.
10	Jeff Adkins	Jr	G	6-5	185	Martinsville, Va.
11	Chuck Dnesell	Jr	G	6-2	170	Silver Spring, Md.
12	Jeff Baxter	So	G	6-1	165	Washington, D.C.
14	Steve Rivers	Sr	G	6-3	170	Uniondale, N.Y.
22	Mark Fothergill	Sr	F	6-9	220	Somerset, Ky.
24	Adnan Branch	Jr	F	6-8	185	Largo, Md.
31	Bryan Palmer	So	C	6-10	205	Glen Rock, Pa.
32	Terry Long	Fr	F	6-8	240	Glen Allen, Va.
33	Pete Holbert	Sr	F	6-6	190	Fairfax, Va.
34	Len Bias	So	F	6-8	195	Landover, Md.
42	Herman Veal	Sr	F	6-6	200	Jackson, Miss.
54	Ben Coleman	Sr	C	6-9	220	Minneapolis, Minn.

Head Coach: Charles "Lefty" Dnesell
Assistant Coaches: Sherman Dillard, Mel Cartwright, Ron Bradley

SEASON STATISTICS

Name	GP	FG%	FT%	Reb.-Avg.	Asst.	Pts.-Avg
Ben Coleman	32-32	608	715	269-8.4	53	491-15.3
Len Bias	32-31	567	767	145-4.5	48	488-15.2
Adnan Branch	28-25	479	752	89-3.1	75	363-13.0
Jeff Adkins	32-31	538	673	86-2.7	119	304-9.4
Herman Veal	32-28	554	733	213-6.7	57	268-8.4
Keith Gatlin	32-9	487	761	52-1.6	148	198-6.2
Mark Fothergill	32-3	535	846	64-2.0	12	109-3.4
Terry Long	27-0	542	515	52-1.9	10	55-2.0
Jeff Baxter	21-0	393	733	8-0.4	46	48-2.3
Chuck Dnesell	15-0	462	526	8-0.4	5	34-2.3
Pete Holbert	14-0	421	833	13-0.9	4	21-1.5
Steve Rivers	6-0	429	1,000	1-0.2	1	12-2.0
Maryland Totals	32	539	725	1078-33.7	548	2391-74.7
Opponent Totals	32	462	694	996-31.1	465	2151-67.2

ACC TOURNAMENT

Quarterfinals - defeated N.C. State, 69-63
Semifinals - defeated Wake Forest, 66-64
Finals - defeated Duke, 74-62

NCAA TOURNAMENT

Midwest Region First Round - bye
Midwest Region Second Round - defeated West Virginia, 102-77
Midwest Region Semifinal - lost to Illinois, 72-70

1984-85

Record: 25-12 H: 14-2 A: 7-6 N: 4-4
ACC: 8-6, 4th place (tie)
Postseason: NCAA Sweet Sixteen
Rankings: None



TEAM ROSTER

No.	Name	Yr.	Pos.	Ht.	Wt.	Hometown
3	Keith Gatlin	So	G	6-5	165	Gnmesland, N.C.
10	Jeff Adkins	Sr	G	6-5	185	Martinsville, Va.
11	Chuck Dnesell	Sr	G	6-2	170	Silver Spring, Md.
12	Jeff Baxter	Jr	G	6-1	165	Washington, D.C.
22	Walter Lancaster	Fr	G	6-4	180	Lanham, Md.
24	Adrian Branch	Sr	G-F	6-8	185	Largo, Md.
31	Bryan Palmer	So	C	6-10	205	Glen Rock, Pa.
32	Terry Long	So	C-F	6-8	240	Glen Allen, Va.
33	Demick Lewis	Fr	F	6-7	195	Temple Hills, Md.
34	Len Bias	Jr	F	6-8	195	Landover, Md.
41	Tom Jones	Jr	F	6-6	205	Oak Hill, W.Va.
50	Ed Woods	Fr	F	6-7	210	Rockville, Md.

Head Coach: Charles "Lefty" Dnesell
Assistant Coaches: Sherman Dillard, Mel Cartwright, Ron Bradley

SEASON STATISTICS

Name	GP	FG%	FT%	Reb.-Avg.	Asst.	Pts.-Avg
Len Bias	37-37	530	777	251-6.8	65	701-19.0
Adnan Branch	37-37	510	762	182-4.9	81	671-18.1
Keith Gatlin	37-35	514	862	70-1.8	221	306-8.3
Tom Jones	37-20	507	741	155-4.2	37	264-7.1
Demick Lewis	37-34	466	625	241-6.5	33	221-6.0
Jeff Adkins	37-14	456	711	78-4.1	68	193-5.2
Jeff Baxter	35-0	500	697	26-0.7	46	97-2.8
Terry Long	37-8	508	613	69-1.9	14	85-2.3
Chuck Dnesell	14-2	333	727	8-0.6	3	38-2.7
Bryan Palmer	12-0	167	846	10-0.8	4	13-1.1
Walter Lancaster	7-0	500	000	1-0.1	3	10-1.4
Ed Woods	5-0	000	429	3-0.4	0	3-0.6
Maryland Totals	37	503	743	1184-32	575	2602-70.3
Opponent Totals	37	459	691	1222-33	510	2404-65.0

ACC TOURNAMENT


Quarterfinals - lost to Duke, 86-73

NCAA TOURNAMENT

Southeast Region First Round - defeated Miami-Ohio, 69-68 (OT)
Southeast Region Second Round - defeated Navy, 64-59
Southeast Region Semifinal - lost to Villanova, 46-43

1985-86

Record: 19-14 H: 10-5 A: 6-7 N: 3-2
ACC: 6-8, 6th place
Postseason: NCAA Second Round
Rankings: None



TEAM ROSTER

No.	Name	Yr.	Pos.	Ht.	Wt.	Hometown
3	Keith Gatlin	Jr	G	6-5	165	Gnmesland, N.C.
12	Jeff Baxter	Sr	G	6-1	165	Washington, D.C.
21	John Johnson	Fr	G	6-4	170	Knoxville, Tenn.
23	Dave Dickerson	Fr	F	6-6	200	Olar, S.C.
25	Tony Massenbun	Fr	F	6-8	215	Sussex, Va.
31	Bryan Palmer	Jr	C	6-10	205	Glen Rock, Pa.
32	Terry Long	Jr	C-F	6-8	240	Glen Allen, Va.
33	Demick Lewis	So	F	6-7	195	Temple Hills, Md.
34	Len Bias	Sr	F	6-8	195	Landover, Md.
40	David Gregg	Fr	F	6-9	190	Hyattsville, Md.
41	Tom Jones	Sr	F	6-6	205	Oak Hill, W.Va.
50	Phil Nevin	Fr	C	6-11	250	Vandergnft, Pa.
54	Christoph Weisheit	Fr	C	7-2	210	Cologne, W. Germany

Head Coach: Charles "Lefty" Dnesell
Assistant Coaches: Ron Bradley, Oliver Purnell, Bart Bellairs

SEASON STATISTICS

Name	GP	FG%	FT%	Reb.-Avg.	Asst.	Pts.-Avg
Len Bias	32-32	544	864	224-7.0	33	743-23.2
Keith Gatlin	32-30	475	784	86-2.7	204	326-10.2
Jeff Baxter	32-30	478	703	62-1.9	101	303-9.5
Tom Jones	33-9	551	617	155-4.7	36	267-8.1
Demick Lewis	33-33	485	684	222-6.7	28	261-7.9
John Johnson	31-8	500	642	29-0.9	35	181-5.8
Terry Long	28-21	546	618	87-3.1	16	91-3.3
Tony Massenbun	29-8	500	563	60-2.1	0	83-2.9
Dave Dickerson	15-0	440	769	22-1.5	7	32-2.1
David Gregg	15-1	588	474	11-0.7	2	29-1.9
Greg Nared	7-0	375	000	5-0.7	3	6-0.9
Maryland Totals	33	510	729	1030-31.2	465	2322-70.4
Opponent Totals	33	480	730	1017-30.8	457	2166-65.6

ACC TOURNAMENT

Quarterfinals - defeated North Carolina, 85-75
Semifinals - lost to Georgia Tech, 64-62

NCAA TOURNAMENT


West Region First Round - defeated Pepperdine, 69-64
West Region Second Round - lost to UNLV, 70-64

2006-07 MARYLAND MEN'S BASKETBALL

1 TEAM

1987-88

Record: 18-13 H: 8-4 A: 6-7 N: 4-2
 ACC: 6-8, 5th place
 Postseason: NCAA Second Round
 Rankings: None



TEAM ROSTER

No.	Name	Yr.	Pos.	Ht.	Wt.	Hometown
3	Keith Gatlin	Sr.	G	6-5	170	Gmresland, N.C.
5	Mitch Kasoff	So.	G	6-1	175	Pikesville, Md.
10	Mark Karver	So.	F	6-7	195	Kennington, Md.
11	Teyon McCoy	So.	G	6-1	170	Hammond, Ind.
12	Rudy Archer	Jr.	G	6-1	170	Baltimore, Md.
21	John Johnson	Jr.	G	6-4	170	Knoxville, Tenn.
22	Greg Nared	Jr.	G	6-4	190	Wilmingon, Ohio
23	Dave Dickerson	Jr.	F	6-6	200	Olar, S.C.
24	Bnan Williams	Fr.	C	6-10	210	Santa Monica, Calif.
25	Tony Massenbunrg	So.	F-C	6-9	230	Sussex, Va.
30	Rodney Walker	Jr.	F	6-9	250	Baltimore, Md.
33	Demck Lewis	Sr.	F	6-7	195	Temple Hills, Md.
43	Cednc Lewis	Fr.	F	6-9	200	Temple Hills, Md.
44	Steve Hood	So.	G-F	6-6	190	New Carrollton, Md.

Head Coach: Bob Wade
 Assistant Coaches: Ron Bradley, Oliver Purnell, Jeff Adkins

SEASON STATISTICS

Name	GP	FG%	FT%	Reb.-Avg.	Asst.	Pts.-Avg
Demck Lewis	31-31	.556	.593	237-7.6	71	466-15.0
Rudy Archer	31-31	.432	.770	75-2.4	172	393-12.7
Bnan Williams	29-29	.600	.671	173-6.0	22	363-12.5
Keith Gatlin	21-10	.506	.758	63-3.0	76	257-12.2
Tony Massenbunrg	23-16	.520	.573	122-5.3	10	233-10.1
Steve Hood	29-12	.482	.741	72-2.5	55	226-7.8
Teyon McCoy	31-8	.486	.871	31-1.0	68	165-5.3
Dave Dickerson	30-6	.472	.724	62-2.1	30	135-4.5
John Johnson	23-0	.444	.700	16-0.7	12	51-2.2
Cednc Lewis	7-2	.313	.308	14-2.0	1	14-2.0
Mark Karver	12-0	.313	.727	9-0.8	10	19-1.6
Rodney Walker	12-0	.417	.333	9-0.8	1	12-1.0
Mitch Kasoff	6-0	.400	.333	0-0.0	0	5-0.8
Greg Nared	14-1	.182	.875	3-0.2	8	11-0.8
Maryland Totals	31	.504	.672	957-30.9	516	2350-75.8
Opponent Totals	31	.482	.715	1010-32.6	488	2227-71.8

ACC TOURNAMENT


Quarterfinals - defeated Georgia Tech, 84-67
 Semifinals - lost to North Carolina, 74-64

NCAA TOURNAMENT

Southeast Region First Round - defeated UC Santa Barbara, 92-82
 Southeast Region Second Round - lost to Kentucky, 70-64

1993-94

Record: 18-12 H: 10-3 A: 4-6 N: 4-3
 ACC: 8-8, 4th place (tie)
 Postseason: NCAA Sweet Sixteen
 Rankings: USA Today/CNN No. 20



TEAM ROSTER

No.	Name	Yr.	Pos.	Ht.	Wt.	Hometown
3	Matt Raydo	Fr.	G	5-10	160	Ft. Lauderdale, Fla.
4	Exree Hipp	So.	F	6-8	183	Washington, D.C.
10	Duane Simpkins	So.	G	6-0	173	Ft. Washington, Md.
11	Matt Kovank	Fr.	G	6-5	179	Greensboro, N.C.
12	Donny Judd	So.	F	6-5	185	Forestville, Md.
15	Johnny Rhodes	So.	G	6-5	205	Washington, D.C.
21	Mano Lucas	So.	F	6-8	230	Memphis, Tenn.
22	Keith Booth	Fr.	F	6-5	220	Baltimore Md.
24	John Walsh	Jr.	F	6-8	221	West Islip, N.Y.
30	Nick Bosnic	Fr.	F-G	6-7	197	Uniontown, Pa.
31	Wayne Bnstol	Jr.	G	6-1	178	Beltsville, Md.
32	Joe Smith	Fr.	F-C	6-9	213	Norfolk, Va.
55	Kurtis Shultz	Jr.	F	6-6	235	Randallstown, Md.

Head Coach: Gary Williams
 Assistant Coaches: Billy Hahn, Art Perry, Jimmy Patsos

SEASON STATISTICS

Name	GP	FG%	FT%	Reb.-Avg.	Asst.	Pts.-Avg
Joe Smith	30-30	.522	.734	321-10.7	25	582-19.4
Exree Hipp	30-30	.472	.688	120-4.0	76	397-13.2
Johnny Rhodes	30-29	.419	.623	203-6.8	122	374-12.5
Duane Simpkins	30-30	.485	.784	77-2.6	136	355-11.8
Keith Booth	30-30	.454	.584	183-6.1	65	324-10.8
Mano Lucas	30-0	.391	.585	107-3.6	11	163-5.4
Nick Bosnic	28-0	.413	.706	41-1.5	24	82-2.9
Donny Judd	8-0	.417	.667	6-0.8	0	16-2.0
Matt Kovank	29-1	.421	.792	33-1.1	31	53-1.8
Wayne Bnstol	22-0	.379	.632	17-0.8	6	38-1.7
Kurtis Shultz	19-0	.294	.333	11-0.6	4	12-0.6
Matt Raydo	9-0	.000	.429	3-0.3	2	3-0.3
Maryland Totals	30	.457	.682	1193-39.8	502	2399-80.0
Opponent Totals	30	.432	.640	1148-38.3	448	2197-73.2

ACC TOURNAMENT

Quarterfinals - lost to Virginia, 69-63

NCAA TOURNAMENT

Midwest Region First Round - defeated St. Louis, 74-67
 Midwest Region Second Round - defeated Massachusetts, 95-87
 Midwest Region Semifinal - lost to Michigan, 78-71

1994-95

Record: 26-8 H: 16-0 A: 4-4 N: 6-4
 ACC: 12-4, ACC Regular Season co-champion
 Postseason: NCAA Sweet Sixteen
 Rankings: AP No. 10, USA Today/CNN No. 11



TEAM ROSTER

No.	Name	Yr.	Pos.	Ht.	Wt.	Hometown
3	Matt Raydo	So.	G	5-10	160	Ft. Lauderdale, Fla.
4	Exree Hipp	Jr.	F	6-8	205	Washington, D.C.
10	Duane Simpkins	Jr.	G	6-0	172	Ft. Washington, Md.
11	Matt Kovank	So.	G	6-5	185	Greensboro, N.C.
12	Donny Judd	Sr.	F	6-5	185	Forestville, Md.
13	Sarunas Jaskevicius	Fr.	G	6-4	202	Kaunas, Lithuania
15	Johnny Rhodes	Jr.	G	6-4	205	Washington, D.C.
21	Mano Lucas	Jr.	F	6-8	233	Memphis, Tenn.
22	Keith Booth	So.	F	6-5	225	Baltimore Md.
25	Rodney Elliott	Fr.	F	6-8	207	Baltimore Md.
31	Wayne Bnstol	Sr.	G	6-1	185	Beltsville, Md.
32	Joe Smith	So.	F-C	6-10	221	Norfolk, Va.
55	Kurtis Shultz	Sr.	F	6-5	235	Randallstown, Md.

Head Coach: Gary Williams
 Assistant Coaches: Billy Hahn, Art Perry, Jimmy Patsos

SEASON STATISTICS

Name	GP	FG%	FT%	Reb.-Avg.	Asst.	Pts.-Avg
Joe Smith	34-34	.578	.741	362-10.7	40	708-20.8
Johnny Rhodes	34-34	.525	.694	179-5.3	126	475-14.0
Exree Hipp	34-34	.514	.656	141-4.2	109	461-13.6
Keith Booth	34-34	.455	.695	247-7.3	76	369-10.9
Duane Simpkins	34-33	.445	.841	72-2.1	162	358-10.5
Mano Lucas	34-0	.420	.577	125-3.7	23	241-7.1
Wayne Bnstol	34-0	.465	.636	40-1.2	31	133-3.9
Sarunas Jaskevicius	29-0	.446	.810	19-0.7	22	89-3.1
Donny Judd	10-0	.455	.556	5-0.5	3	16-1.6
Kurtis Shultz	12-0	.636	1.00	11-0.9	1	19-1.6
Rodney Elliott	30-0	.500	.519	46-1.5	13	43-1.4
Matt Raydo	12-0	.445	.800	6-0.5	8	12-1.0
Matt Kovank	31-1	.313	.647	27-0.9	27	22-0.7
Maryland Totals	34	.498	.706	1367-40.2	641	2946-86.7
Opponent Totals	34	.440	.656	1142-33.6	511	2514-73.9

ACC TOURNAMENT

Quarterfinals - defeated Florida State, 71-64
 Semifinals - lost to North Carolina, 97-92 (OT)

NCAA TOURNAMENT

West Region First Round - defeated Gonzaga, 87-63
 West Region Second Round - defeated Texas, 82-68
 West Region Semifinal - lost to Connecticut, 99-89



TEAMS OF TRADITION

1995-96

Record: 17-13 H: 11-3 A: 3-5 N: 3-5
ACC: 8-8, 4th place (tie)
Postseason: NCAA First Round
Rankings: None



TEAM ROSTER

No.	Name	Yr.	Pos.	Ht.	Wt.	Hometown
3	Laron Profit	Fr	F-G	6-5	189	Charleston, S.C.
4	Exree Hipp	Sr	F	6-8	224	Washington, D.C.
5	Matt Raydo	Jr	G	5-10	153	Ft. Lauderdale, Fla.
10	Duane Simpkins	Sr	G	6-0	172	Ft. Washington, Md.
11	Matt Kovank	Jr	G	6-4	201	Greensboro, N.C.
12	Terrell Stokes	Fr	G	6-0	172	Philadelphia, Pa.
13	Sarunas Jasikevicius	So	G	6-4	195	Kaunas, Lithuania
14	Norman Fields	Fr	G	6-0	173	Mt. Vernon, N.Y.
15	Johnny Rhodes	Sr	G	6-4	212	Washington, D.C.
21	Mano Lucas	Sr	F	6-8	241	Memphis, Tenn.
22	Keith Booth	Jr	F	6-6	222	Baltimore, Md.
25	Rodney Elliot	So	F	6-8	213	Baltimore, Md.
45	Brian Watkins	So	F	6-9	216	Nashville, Tenn.
54	Obinna Ekezie	Fr	F-C	6-9	260	Port Harcourt, Nigeria

Head Coach: Gary Williams

Assistant Coaches: Billy Hahn, Art Perry, Jimmy Patsos

SEASON STATISTICS

Name	GP	FG%	FT%	Reb.-Avg.	Asst.	Pts.-Avg
Johnny Rhodes	30-30	478	569	177-5.9	98	502-16.7
Keith Booth	30-30	442	757	233-7.8	73	459-15.3
Duane Simpkins	27-27	458	845	65-2.4	118	328-12.2
Mano Lucas	29-6	427	628	151-5.2	8	305-10.5
Exree Hipp	29-27	368	661	89-3.1	54	198-6.8
Laron Profit	27-0	482	756	74-2.7	32	154-5.7
Rodney Elliott	29-6	500	692	91-3.1	11	142-4.9
Obinna Ekezie	30-18	472	550	111-3.7	10	135-4.5
Sarunas Jasikevicius	27-2	427	500	32-1.2	33	106-3.9
Terrell Stokes	30-4	470	635	40-1.3	85	100-3.3
Matt Raydo	8-0	250	500	0-0.0	3	4-0.5
Norman Fields	10-0	286	000	4-0.4	1	5-0.5
Matt Kovank	5-0	000	500	2-0.4	3	2-0.4
Maryland Totals	30	449	683	1158-38.6	529	2440-81.3
Opponent Totals	30	451	729	1114-37.1	429	2288-76.3

ACC TOURNAMENT


Quarterfinals - defeated Duke, 82-69
Semifinals - lost to Georgia Tech, 84-79

NCAA TOURNAMENT

West Region First Round - lost to Santa Clara, 91-79

1996-97

Record: 21-11 H: 11-3 A: 5-4 N: 5-4
ACC: 9-7, 4th place (tie)
Postseason: NCAA First Round
Rankings: AP No. 22



TEAM ROSTER

No.	Name	Yr.	Pos.	Ht.	Wt.	Hometown
3	Laron Profit	So	F-G	6-5	189	Charleston, S.C.
4	Atman Smith	Fr	G	5-10	160	Baltimore, Md.
5	Matt Raydo	Sr	G	5-10	152	Ft. Lauderdale, Fla.
10	Kelly Hite	Fr	G	6-4	190	Temple Terrace, Fla.
11	Matt Kovank	Jr	G	6-4	201	Greensboro, N.C.
12	Terrell Stokes	So	G	6-0	171	Philadelphia, Pa.
13	Sarunas Jasikevicius	Jr	G	6-4	195	Kaunas, Lithuania
14	Norman Fields	So	G	6-0	173	Mt. Vernon, N.Y.
20	Matt Hahn	Fr	G	6-0	155	Columbia, Md.
22	Keith Booth	Sr	F	6-6	222	Baltimore, Md.
25	Rodney Elliot	Jr	F	6-8	213	Baltimore, Md.
45	Brian Watkins	So	F	6-9	216	Nashville, Tenn.
54	Obinna Ekezie	So	F-C	6-9	260	Port Harcourt, Nigeria
55	Mike Mardesich	Fr	C	7-0	220	Boston, Mass.

Head Coach: Gary Williams

Assistant Coaches: Billy Hahn, Dave Dickerson, Jimmy Patsos

SEASON STATISTICS

Name	GP	FG%	FT%	Reb.-Avg.	Asst.	Pts.-Avg
Keith Booth	32-32	469	717	253-7.9	82	624-19.5
Laron Profit	32-30	475	626	171-5.3	78	412-12.9
Sarunas Jasikevicius	32-32	418	742	80-2.5	102	338-10.6
Obinna Ekezie	32-32	550	639	212-6.6	22	322-10.1
Rodney Elliott	32-2	483	728	197-6.2	42	275-8.6
Terrell Stokes	32-31	427	645	88-2.8	143	263-8.2
Brian Watkins	25-0	445	647	54-2.2	2	70-8.2
Matt Kovank	32-1	431	679	58-1.8	41	64-2.0
Norman Fields	8-0	400	833	8-1.0	1	14-1.8
Atman Smith	4-0	429	000	3-0.8	0	6-1.5
Matt Hahn	4-0	500	667	1-0.3	1	4-1.0
Kelly Hite	11-0	250	500	11-1.0	0	10-0.9
Matt Raydo	9-0	200	333	3-0.3	4	4-0.5
Maryland Totals	32	465	681	1226-38.3	518	2406-75.2
Opponent Totals	32	405	668	1092-34.1	425	2136-66.8

ACC TOURNAMENT

Quarterfinals - defeated Clemson, 76-61
Semifinals - lost to NC State, 65-58

NCAA TOURNAMENT

Southeast Region First Round - lost to College of Charleston, 75-66

1997-98

Record: 21-11 H: 12-2 A: 3-5 N: 6-4
ACC: 10-6, 3rd place
Postseason: NCAA Sweet Sixteen
Rankings: AP No. 20, USA Today/NABC No. 22



TEAM ROSTER

No.	Name	Yr.	Pos.	Ht.	Wt.	Hometown
3	Laron Profit	Jr	F-G	6-5	194	Charleston, S.C.
4	Atman Smith	So	G	6-0	170	Baltimore, Md.
11	Matt Kovank	Sr	G	6-4	196	Greensboro, N.C.
12	Terrell Stokes	Jr	G	6-0	189	Philadelphia, Pa.
13	Sarunas Jasikevicius	Sr	G	6-4	197	Kaunas, Lithuania
20	Matt Hahn	So	G	6-0	155	Columbia, Md.
21	LaRon Cephas	Fr	F	6-7	220	Wilmington, Del.
25	Rodney Elliot	Sr	F	6-8	221	Baltimore, Md.
31	Norman Fields	Jr	G	6-0	183	Mt. Vernon, N.Y.
33	Mike Mardesich	Fr	C-F	7-0	250	Boston, Mass.
44	Terence Morris	Fr	F	6-8	199	Frederick, Md.
45	Brian Watkins	Jr	F	6-9	220	Nashville, Tenn.
54	Obinna Ekezie	Jr	F-C	6-10	256	Port Harcourt, Nigeria

Head Coach: Gary Williams

Assistant Coaches: Billy Hahn, Dave Dickerson, Jimmy Patsos

SEASON STATISTICS

Name	GP	FG%	FT%	Reb.-Avg.	Asst.	Pts.-Avg
Laron Profit	32-32	447	707	165-5.2	104	506-15.8
Rodney Elliott	32-32	485	686	236-7.4	51	481-15.0
Obinna Ekezie	32-32	484	670	207-6.5	51	410-12.8
Sarunas Jasikevicius	32-32	456	759	104-3.3	116	396-12.4
Terence Morris	32-0	523	695	113-3.5	25	236-7.4
Mike Mardesich	32-0	424	622	138-4.3	26	172-5.4
Terrell Stokes	32-25	415	667	82-2.6	149	172-5.4
Matt Kovank	32-7	484	429	53-1.7	64	76-2.4
Brian Watkins	9-0	500	600	15-1.7	3	19-2.1
Norman Fields	12-0	526	000	11-0.9	4	23-1.9
Matt Hahn	11-0	250	750	0-0.0	4	11-1.0
Atman Smith	11-0	400	500	8-0.7	4	11-1.0
LaRon Cephas	21-0	143	250	30-1.4	1	7-0.3
Maryland Totals	32	461	678	1271-39.7	602	2520-78.8
Opponent Totals	32	408	660	1209-37.8	421	2306-72.1

ACC TOURNAMENT

Quarterfinals - defeated Georgia Tech, 83-65
Semifinals - lost to North Carolina, 83-73 (OT)

NCAA TOURNAMENT

West Region First Round - defeated Utah State, 82-68
West Region Second Round - defeated Illinois, 67-61
West Region Semifinal - lost to Arizona, 87-79

2006-07 MARYLAND MEN'S BASKETBALL

1 TEAM



1998-99

Record: 28-6 H: 13-1 A: 7-3 N: 8-2
 ACC: 13-3, 2nd place
 Postseason: NCAA Sweet Sixteen
 Rankings: AP No. 5, USA Today/NABC No. 8



1999-00

Record: 25-10 H: 15-1 A: 4-5 N: 6-4
 ACC: 11-5, 2nd place, ACC Tournament finalist
 Postseason: NCAA Second Round
 Rankings: AP No. 17, USA Today/ESPN No. 25



2000-01

Record: 25-11 H: 11-3 A: 6-3 N: 8-5
 ACC: 10-6, 3rd place
 Postseason: NCAA Final Four
 Rankings: AP No. 11, USA Today/ESPN No. 4



TEAM ROSTER

No.	Name	Yr.	Pos.	Ht.	Wt.	Hometown
3	Laron Profit	Sr	F-G	6-5	202	Charleston, S.C.
5	Juan Dixon	Fr.	G	6-3	152	Baltimore, Md
12	Terrell Stokes	Sr.	G	6-0	187	Philadelphia, Pa
15	Danny Miller	Fr.	G	6-8	205	Mt. Holly, N.J.
20	Matt Hahn	Jr.	G	6-0	162	Columbia, Md
21	LaRon Cephas	So.	F	6-7	223	Wilmington, Del.
23	Steve Francis	Jr.	G	6-3	194	Takoma Park, Md
31	Norman Fields	Sr.	G	6-0	185	Mt. Vernon, N.Y.
33	Mike Mardesich	So.	C-F	7-0	255	Boston, Mass
35	Lonny Baxter	Fr.	F	6-8	225	Silver Spring, Md
44	Terence Morns	So.	F	6-9	205	Fredenck, Md
45	Brian Watkins	Sr.	F	6-9	229	Nashville, Tenn.
54	Obinna Ekezie	Sr	F-C	6-10	262	Port Harcourt, Nigeria

Head Coach: Gary Williams
 Assistant Coaches: Billy Hahn, Dave Dickerson, Jimmy Patsos

TEAM ROSTER

No.	Name	Yr.	Pos.	Ht.	Wt.	Hometown
3	Juan Dixon	So.	G	6-3	152	Baltimore, Md
4	Earl Badu	So.	G	6-0	167	Baltimore, Md
11	Calvin McCall	Fr.	G	6-3	200	Orlando, Fla
12	Drew Nicholes	Fr.	G	6-3	165	Hempstead, N.Y.
15	Danny Miller	So.	G	6-8	205	Mt. Holly, N.J.
20	Matt Hahn	Sr.	G	6-0	162	Columbia, Md
21	LaRon Cephas	Jr.	F	6-7	223	Wilmington, Del.
25	Steve Blake	Fr	G	6-3	175	Miami Lakes, Fla
31	Byron Mouton	Jr.	G-F	6-6	215	Rayne, La
33	Mike Mardesich	Jr.	C-F	7-0	255	Boston, Mass
35	Lonny Baxter	So.	F-C	6-8	250	Silver Spring, Md
44	Terence Morris	Jr	F	6-9	205	Fredenck, Md
45	Tahj Holden	Fr.	F	6-10	235	Red Bank, N.J.

Head Coach: Gary Williams
 Assistant Coaches: Billy Hahn, Dave Dickerson, Jimmy Patsos

TEAM ROSTER

No.	Name	Yr.	Pos.	Ht.	Wt.	Hometown
1	Byron Mouton	Jr	G-F	6-6	215	Rayne, La
3	Juan Dixon	Jr	G	6-3	164	Baltimore, Md
4	Earl Badu	Jr.	G	6-0	160	Baltimore, Md
11	Calvin McCall	So.	G	6-3	200	Orlando, Fla
12	Drew Nicholas	So	G	6-3	160	Hempstead, N.Y.
15	Danny Miller	Jr	G-F	6-8	220	Mt. Holly, N.J.
21	LaRon Cephas	Sr	F	6-7	217	Wilmington, Del
25	Steve Blake	So	G	6-3	160	Miami Lakes, Fla
33	Mike Mardesich	Sr.	C	7-0	244	Boston, Mass.
35	Lonny Baxter	Jr	F-C	6-8	260	Silver Spring, Md
40	Matt Slaninka	Fr	C	7-4	257	Olney, Md
44	Terence Morns	Sr.	F	6-9	221	Fredenck, Md
45	Tahj Holden	So	F	6-10	247	Red Bank, N.J.
54	Chris Wilcox	Fr	F-C	6-10	210	Whiteville, N.C.

Head Coach: Gary Williams
 Assistant Coaches: Billy Hahn, Dave Dickerson, Jimmy Patsos

SEASON STATISTICS

Name	GP	FG%	FT%	Reb.-Avg.	Asst.	Pts.-Avg
Steve Francis	34-33	.523	.790	154-4.5	152	579-17.0
Terence Morns	34-34	.551	.825	242-7.1	67	521-15.3
Laron Profit	34-34	.503	.676	162-4.8	86	494-14.5
Obinna Ekezie	24-23	.488	.693	141-5.9	55	305-12.7
Juan Dixon	34-0	.443	.830	88-2.6	50	250-7.4
Lonny Baxter	32-10	.599	.573	116-3.6	29	217-6.8
Danny Miller	34-0	.482	.532	72-2.1	38	144-4.2
Terrell Stokes	34-34	.421	.667	94-2.8	76	143-4.2
Mike Mardesich	34-0	.350	.528	117-3.4	34	115-3.4
Brian Watkins	19-1	.488	.500	34-1.8	11	50-2.6
LaRon Cephas	15-0	.445	.500	5-0.3	1	21-1.4
Norman Fields	22-1	.286	.778	21-1.0	10	24-1.1
Matt Hahn	14-0	.750	.445	6-0.4	8	10-0.7
Maryland Totals	34	.495	.701	1343-39.5	567	2873-84.5
Opponent Totals	34	.388	.658	1209-35.6	735	2259-66.4

SEASON STATISTICS

Name	GP	FG%	FT%	Reb.-Avg.	Asst.	Pts.-Avg
Juan Dixon	35-35	.462	.790	192-5.5	127	630-18.0
Terence Morns	34-34	.493	.761	293-8.6	80	537-15.8
Lonny Baxter	35-35	.533	.594	308-8.8	31	547-15.6
Danny Miller	34-34	.449	.654	99-2.9	92	290-8.5
Steve Blake	35-33	.408	.686	106-3.0	217	244-7.0
Drew Nicholas	35-0	.421	.621	38-1.1	50	177-5.1
Tahj Holden	35-3	.432	.672	69-2.0	34	116-3.3
Mike Mardesich	35-0	.426	.625	100-2.9	19	95-2.7
LaRon Cephas	14-0	.391	.429	19-1.4	0	21-1.5
Calvin McCall	13-0	.227	.571	10-0.8	11	14-1.1
Matt Hahn	13-1	.286	.667	3-0.2	6	12-0.9
Earl Badu	4-0	.000	.000	1-0.3	0	0-0.0
Maryland Totals	35	.465	.685	1354-38.7	667	2683-76.7
Opponent Totals	35	.402	.681	1296-37.0	491	2386-68.2

SEASON STATISTICS

Name	GP	FG%	FT%	Reb.-Avg.	Asst.	Pts.-Avg
Juan Dixon	36-36	.483	.865	153-4.3	93	654-18.2
Lonny Baxter	36-35	.566	.592	286-7.9	19	561-15.6
Terence Morris	36-36	.432	.795	277-7.7	68	439-12.2
Byron Mouton	36-30	.508	.779	145-4.0	44	344-9.6
Steve Blake	36-36	.399	.714	108-3.0	248	248-6.9
Drew Nicholas	36-0	.494	.702	56-1.6	86	237-6.9
Danny Miller	36-4	.432	.556	95-2.6	77	174-4.8
Tahj Holden	27-0	.494	.608	61-2.3	15	121-4.5
Mike Mardesich	36-1	.473	.533	92-2.6	16	130-3.6
Chris Wilcox	34-1	.580	.606	73-2.1	16	122-3.6
LaRon Cephas	14-1	.526	.429	15-1.1	1	24-1.7
Calvin McCall	11-0	.308	.600	7-0.6	8	13-1.2
Earl Badu	2-0	.000	.000	0-0.0	1	0-0.0
Maryland Totals	36	.484	.696	1478-41.1	692	3067-85.2
Opponent Totals	36	.404	.708	1299-36.1	444	2605-72.4

ACC TOURNAMENT

Quarterfinals - defeated Florida State, 93-69
 Semifinals - lost to North Carolina, 86-79

ACC TOURNAMENT

Quarterfinals - defeated Florida State, 82-61
 Semifinals - defeated NC State, 64-61
 Finals - lost to Duke, 81-68

ACC TOURNAMENT

Quarterfinals - defeated Wake Forest, 71-53
 Semifinals - lost to Duke, 84-82

NCAA TOURNAMENT

South Region First Round - defeated Valparaiso, 82-60
 South Region Second Round - defeated Creighton, 75-63
 South Region Semifinal - lost to St. John's, 76-63

NCAA TOURNAMENT

Midwest Region First Round - defeated Iowa, 74-59
 Midwest Region Second Round - lost to UCLA, 105-70

NCAA TOURNAMENT

West Region First Round - defeated George Mason, 83-80
 West Region Second Round - defeated Georgia State, 79-60
 West Region Semifinals - defeated Georgetown, 76-66
 West Region Finals - defeated Stanford, 87-73
 National Semifinals - lost to Duke, 95-84



2001-02
NATIONAL
CHAMPIONS

Record: 32-4 H: 15-0 A: 7-2 N: 8-5
ACC: 15-1, Regular Season Champion
Postseason: NCAA Champion, NCAA East Region #1 Seed
Rankings: AP No. 4, USA Today/ESPN No. 1



TEAM ROSTER

No.	Name	Yr.	Pos.	Ht.	Wt.	Hometown
1	Byron Mouton	Sr	G/F	6-6	215	Rayne, La
3	Juan Dixon	Sr	G	6-3	164	Baltimore, Md
4	Earl Badu	Sr	G	6-0	160	Baltimore, Md
5	Calvin McCall	Jr	G	6-3	200	Orlando, Fla
10	Andre Collins	Fr	G	5-9	180	Cnsfield, Md
12	Drew Nicholas	Jr	G	6-3	160	Hempstead, N.Y
21	Mike Gnnnon	Fr	F	6-6	195	Huntington, N.Y
25	Steve Blake	Jr	G	6-3	160	Miami Lakes, Fla
33	Ryan Randle	Jr	F	6-9	245	Duncanville, Texas
35	Lonny Baxter	Sr	F/C	6-8	260	Silver Spring, Md
45	Tahj Holden	Jr	F	6-10	247	Red Bank, N.J
54	Chns Wilcox	So	F/C	6-10	220	Whiteville, N.C

Head Coach: Gary Williams
Assistant Coaches: Dave Dickerson, Jimmy Patsos, Matt Kovank
Director of Basketball Operations: Troy Wainwright
Trainer: J.J. Bush
Strength & Conditioning Coach: Kurtis Shultz

SEASON STATISTICS

Name	GP	FG%	FT%	Reb.-Avg.	Asst.	Pts.-Avg
Juan Dixon	36-36	469	898	166-4.6	104	735-20.4
Lonny Baxter	35-35	545	623	288-8.2	28	533-15.2
Chns Wilcox	36-26	504	585	257-7.1	53	432-12.0
Byron Mouton	36-35	469	767	180-5.0	74	401-11.1
Steve Blake	36-36	382	824	137-3.8	286	287-8.0
Drew Nicholas	36-1	477	803	81-2.3	88	255-7.1
Tahj Holden	36-11	453	836	96-2.7	42	202-5.6
Ryan Randle	34-0	524	563	106-3.1	5	129-3.8
Andre Collins	22-0	667	778	12-0.5	19	48-2.2
Calvin McCall	19-0	526	500	15-0.8	2	27-1.4
Mike Gnnnon	16-0	286	1000	5-0.3	4	7-0.4
Earl Badu	12-0	500	000	3-0.3	9	4-0.3
Maryland Totals	36	482	726	1479-41.1	714	3060-85.0
Opponent Totals	36	399	681	1347-37.4	489	2552-70.9

ACC TOURNAMENT

Quarterfinals — defeated Florida State, 85-59
Semifinals — lost to NC State, 86-82

NCAA TOURNAMENT

East Region First Round — defeated Siena, 85-70
East Region Second Round — defeated Wisconsin, 87-57
East Region Semifinal — defeated Kentucky, 78-68
East Region Final — defeated Connecticut, 90-82
National Semifinal — defeated Kansas, 97-88
National Championship — defeated Indiana, 64-52

2002-03

Record: 21-10 H: 14-2 A: 4-4 N: 3-4
ACC: 11-5, T-2nd place
Postseason: NCAA Sweet Sixteen
Rankings: AP No. 17, USA Today/ESPN No. 10



TEAM ROSTER

No.	Name	Yr.	Pos.	Ht.	Wt.	Hometown
1	Jamar Smith	Jr	F/C	6-9	239	Sicklerville, N.J
2	Andre Collins	So	G	5-9	160	Cnsfield, Md
4	Travis Gamson	So	F/C	6-8	234	Suttland, Md
5	Calvin McCall	Sr	G	6-3	210	Orlando, Fla
11	John Gilchrist	Fr	G	6-3	190	Virginia Beach, Va
12	Drew Nicholas	Sr	G	6-3	165	Hempstead, N.Y
13	Chns McCray	Fr	G	6-4	166	Capital Heights, Md
20	Danen Henry	So	F	6-6	202	Roxbury, N.J
21	Mike Gnnnon	So	F	6-6	198	Huntington, N.Y
22	Nik Caner-Medley	Fr	F	6-8	220	Portland, Maine
25	Steve Blake	Sr	G	6-3	172	Miami Lakes, Fla
33	Ryan Randle	Sr	F/C	6-9	245	Duncanville, Texas
45	Tahj Holden	Sr	F/C	6-10	270	Red Bank, N.J

Head Coach: Gary Williams
Assistant Coaches: Dave Dickerson, Jimmy Patsos, Matt Kovank

SEASON STATISTICS

Name	GP	FG%	FT%	Reb.-Avg.	Asst.	Pts.-Avg
Drew Nicholas	31-31	440	852	119-3.8	83	552-17.8
Ryan Randle	31-31	496	611	224-7.2	26	395-12.7
Steve Blake	31-31	415	819	114-3.7	221	360-11.6
Tahj Holden	30-25	407	711	132-4.4	53	260-8.7
Nik Caner-Medley	31-18	536	581	110-3.5	30	260-8.7
Jamar Smith	30-0	481	545	118-3.9	9	176-5.9
Calvin McCall	29-13	465	733	98-3.4	44	140-4.8
John Gilchrist	31-0	588	688	65-2.1	52	142-4.6
Travis Gamson	30-6	469	684	93-3.1	15	119-4.0
Chns McCray	24-0	431	652	38-1.6	18	75-3.1
Andre Collins	19-0	516	500	7-0.4	17	41-2.2
Mike Gnnnon	11-0	455	667	10-0.9	3	18-1.6
Danen Henry	9-0	500	500	8-0.9	2	11-1.2
Maryland Totals	31	464	713	1241-40.0	573	2472-79.7
Opponent Totals	31	378	700	1156-37.3	399	2069-66.7

ACC TOURNAMENT

Quarterfinals — lost to North Carolina, 84-72

NCAA TOURNAMENT

South Region First Round — defeated UNC Wilmington, 75-73
South Region Second Round — defeated Xavier, 77-64
South Region Semifinals — lost to Michigan State, 60-58

2003-04

Record: 20-12 H: 12-4 A: 4-5 N: 4-3
ACC: 7-9, 6th place, ACC Tournament champion
Postseason: NCAA Second Round
Rankings: AP No. 19, USA Today/ESPN No. 24



TEAM ROSTER

No.	Name	Yr.	Pos.	Ht.	Wt.	Hometown
1	Jamar Smith	Sr	F/C	6-9	239	Sicklerville, N.J
4	Travis Gamson	So	F	6-8	236	Suttland, Md
5	D.J. Strawberry	Fr	G	6-5	183	Corona, Calif.
11	John Gilchrist	So	G	6-3	199	Virginia Beach, Va
13	Chns McCray	So	G	6-5	180	Capital Heights, Md
20	Danen Henry	Jr	F	6-6	204	Roxbury, N.J
21	Mike Gnnnon	Jr	F	6-6	211	Huntington, N.Y
22	Nik Caner-Medley	So	F	6-8	233	Portland, Maine
23	Mike Jones	Fr	G	6-5	196	Dorchester, Mass.
25	Ekene Ibekwe	Fr	F	6-9	211	Carson, Calif.
31	Will Bowers	Fr	C	7-1	245	Hanover, Md
44	Hassan Fofana	Fr	F/C	6-10	290	Weston, Mass

Head Coach: Gary Williams
Assistant Coaches: Dave Dickerson, Jimmy Patsos, Matt Kovank

SEASON STATISTICS

Name	GP	FG%	FT%	Reb.-Avg.	Asst.	Pts.-Avg
John Gilchrist	32-30	474	702	144-4.5	159	492-15.4
Jamar Smith	32-32	421	472	283-8.8	39	418-13.1
Nik Caner-Medley	32-32	433	657	151-4.7	55	389-12.2
Chns McCray	32-30	444	822	122-3.8	90	352-11.0
Travis Gamson	32-25	414	729	165-5.2	21	251-7.8
D.J. Strawberry	31-3	489	526	87-2.8	41	192-6.2
Ekene Ibekwe	32-7	504	516	124-3.9	10	157-4.9
Mike Jones	30-0	391	761	56-1.9	15	146-4.9
Hassan Fofana	28-0	326	440	47-1.7	2	39-1.4
Will Bowers	19-0	308	615	22-1.2	4	16-0.8
Andre Collins	6-1	467	000	7-1.2	10	15-2.5
Mike Gnnnon	11-0	333	667	11-1.0	5	6-0.5
Danen Henry	9-0	500	000	2-0.2	0	4-0.4
Maryland Totals	32	441	631	1322-41.3	451	2477-77.4
Opponent Totals	32	405	720	1233-38.5	409	2308-72.1

ACC TOURNAMENT

Quarterfinals — defeated Wake Forest, 87-86
Semifinals — defeated NC State, 85-82
Championship — defeated Duke, 95-87 (OT)

NCAA TOURNAMENT

Denver Region First Round — defeated UTEP, 86-83
Denver Region Second Round — lost to Syracuse, 72-70

1 TEAM

HONORED JERSEYS

Maryland athletics honors the jersey numbers of 15 Terrapin greats. Along with the coach of the 2002 national champions, each is honored with a banner hung from the rafters of Comcast Center.

**BOSEY
BERGER**
ALL-AMERICA
1931 • 1932

**GENE
SHUE**
ALL-AMERICA
1953 • 1954

**TOM
McMILLEN**
ALL-AMERICA
1972 • 1973 • 1974



6



25




54

**6-2, FORWARD
FORT MYER, VA.
PLAYED: 1929-32**

**6-2, FORWARD
BALTIMORE, MD.
PLAYED: 1952-54**

**6-11, FORWARD
MANSFIELD, PA.
PLAYED: 1972-74**



Louis "Bosey" Berger was regarded as one of the greatest athletes in the history of Maryland athletics. A two-time All-America selection and a consensus pick in 1932, his selection is considered a great feat because Maryland was an agricultural school at the time and not among the athletic giants. Considered one of the best all-around players of his time, he led Maryland to the 1931 Southern Conference championship, averaging a conference-high 19.1 points over the nine-game conference season. He also played baseball and signed a professional contract with the Cleveland Indians upon graduation. He played in the major leagues for six years, with the Cleveland Indians, Chicago White Sox and Boston Red Sox. He left baseball with a .236 lifetime average.

Terps' first high profile basketball star, earned Converse and Helms Foundation All-America honors as a senior, while averaging 21.8 points a game. He scored 654 points in 1953, scored 40 points against Wake Forest in the 1953 Southern Conference tournament and selected as the tournament MVP. School record-holder in career scoring until 1974, he was the third overall player selected in the 1954 NBA Draft by the Philadelphia Warriors. He was All-Pro twice and a five-time NBA All-Star during his 10-year NBA career with the Warriors, New York Knickerbockers, Ft. Wayne/Detroit Pistons and Baltimore Bullets. He enjoyed a successful career as a head coach in the NBA with the Washington Bullets, Philadelphia 76ers, San Diego and Los Angeles Clippers. He was twice named as the NBA Coach of the Year and was general manager of the Philadelphia 76ers.

Averaged 20.5 points and 9.8 rebounds during his three-year career. He was selected as a three-time All-American and a three-time Academic All-American. One of only three Terps to average more than 20 points per game in successive seasons and is one of two players in school history with a career scoring average over 20 points per game. He led Maryland to the 1972 National Invitation Tournament championship, earning tournament MVP honors. He earned a silver medal for the United States in the 1972 Olympic Games. He played in the NBA for 11 seasons with Buffalo, Atlanta, New York and Washington. He put his professional basketball career on hold one year directly out of college in order to fulfill his Rhodes Scholarship obligations by studying for a year at Oxford. He was elected to the U.S. Congress from Maryland's 4th district in 1986. He served as Co-Chair of the President's Commission on Physical Fitness.

SHUE'S CAREER STATISTICS

YEAR	GP	FGM-FGA	PCT.	FTM-FTA	PCT.	AST	REB	PTS-Avg
1951-52	21	—	—	—	—	—	—	224-10.6
1952-53	23	176-375	.469	156-223	.700	—	—	508-22.1
1953-54	30	237-469	.505	180-228	.789	—	—	654-21.8
Career	74	—	—	—	—	—	—	1386-18.7

McMILLEN'S CAREER STATISTICS

YEAR	GP	FGM-FGA	PCT.	FTM-FTA	PCT.	AST	REB	PTS-Avg
1971-72	32	235-428	.549	197-241	.817	33	306-9.6	667-20.8
1972-73	29	250-427	.585	116-145	.800	28	284-9.8	616-21.2
1973-74	27	214-404	.530	96-126	.762	41	269-10.0	524-19.4
Career	88	699-1259	.555	409-512	.799	102	859-9.8	1807-20.5



**LEN
ELMORE**
ALL-AMERICA
1974



41

6-9, CENTER
SPRINGFIELD GARDENS, N.Y.
PLAYED: 1972-74



The best rebounder in Maryland history and one of the nation's best ever rebounding prowess earned a spot on most 1974 All-America squads along with offensive-minded teammates Tom McMillen and John Lucas only player in Maryland history with more than 1,000 career rebounds (1,053) 412 rebounds and 14.7 average in 1974 are school records... career rebounding average of 12.2 rebounds a game is also the Maryland record three-time All-ACC selection... Maryland MVP in 1973 and its Outstanding Senior in 1974 drafted in the first round of the 1974 NBA Draft by the Washington Bullets, but chose to sign with the Indiana Pacers of the American Basketball Association spent 10 seasons in the NBA and ABA with the Pacers, Kansas City Kings, Milwaukee Bucks, New Jersey Nets and New York Knicks upon leaving professional basketball, enrolled in Harvard Law school and graduated in 1987 the first former pro basketball player to graduate from the prestigious law school.

ELMORE'S CAREER STATISTICS

YEAR	GP	FGM-FGA	PCT	FTM-FTA	PCT	AST	REB	PTS-Avg.
1971-72	32	126-273	46.2	95-126	75.4	37	351	11.0
1972-73	26	112-239	46.9	37-61	60.7	35	290	11.2
1973-74	28	170-324	52.5	69-91	75.8	48	412	14.7
Career	86	408-836	48.8	201-278	72.3	120	1053	12.2

**JOHN
LUCAS**
ALL-AMERICA
1974 • 1975



15

6-4, GUARD
DURHAM, N.C.
PLAYED: 1973-76




Three-time All-America selection who is considered by many as the greatest guard in the history of the Terps' program... first Maryland player to earn first team All-ACC honors in three straight seasons... the No. 5 all-time Maryland scorer with 2,015 points... No. 4 on the school's all-time assists list... the Terps finished ranked No. 8 (1973), No. 4 (1974), and No. 5 (1975) in the final Associated Press polls with Lucas as their point guard... was also a collegiate All-American in tennis, a sport in which he was a two-time ACC singles champion and earned that same honor in doubles play... No. 1 selection in the 1976 NBA college draft... played 14 seasons in the NBA with the Rockets, Golden State Warriors, Washington Bullets, San Antonio Spurs, Milwaukee Bucks and Seattle SuperSonics after his playing days ended, he was the head coach of the San Antonio Spurs and Philadelphia 76ers, and was named as head coach of the Cleveland Cavaliers in 2001.

LUCAS' CAREER STATISTICS


YEAR	GP	FGM-FGA	PCT	FTM-FTA	PCT	AST	REB	PTS-Avg.
1972-73	30	190-353	53.8	45-64	70.3	178	83	2.8
1973-74	28	253-495	51.1	58-77	75.3	159	82	2.9
1974-75	24	186-339	54.9	97-116	83.6	91	100	4.2
1975-76	28	233-456	51.1	91-117	77.8	86	109	3.9
Career	110	862-1643	51.8	291-374	77.8	514	374	3.4

**ALBERT
KING**
ALL-AMERICA
1980 • 1981



55

6-7, FORWARD
BROOKLYN, N.Y.
PLAYED: 1978-81




One of the most prolific scorers in school history, King is one of only a handful of players to average in double figures during each of his four seasons... ranks as the No. 3 all-time Maryland scorer with 2,058 career points... his career scoring average of 17.4 points per game is the sixth-best in school history... 38 points vs. Clemson in 1980 is a Maryland record in ACC Tournament games... shared the 1981 team MVP Award with Buck Williams after winning the award outright in 1980... was the ACC Player of the Year in 1980 and a first team All-ACC selection again in 1981... came to Maryland regarded as the nation's top high school recruit, having averaged 38.6 points and 22 rebounds as a high school senior... picked in the first round, the 10th selection overall, of the 1981 NBA college draft by the New Jersey Nets... spent nine NBA seasons with the Nets, 76ers, San Antonio Spurs and Washington Bullets... his brother, Bernard, is also a former NBA star and league scoring champion.

KING'S CAREER STATISTICS

YEAR	GP	FGM-FGA	PCT	FTM-FTA	PCT	AST	REB	PTS-Avg.
1977-78	28	164-327	50.2	53-82	64.6	64	187	6.7
1978-79	28	191-387	49.4	62-81	76.5	62	144	5.1
1979-80	31	275-497	55.3	124-151	82.1	86	207	6.7
1980-81	31	232-462	50.2	95-117	81.2	92	177	5.7
Career	118	862-1673	51.5	334-431	76.6	304	715	6.1

1 TEAM

**BUCK
WILLIAMS**
ALL-AMERICA
1981



52

6-8, CENTER/FORWARD
ROCKY MOUNT, N.C.
PLAYED: 1979-81



An outstanding scorer and extraordinary rebounder, Williams earned All-America honors following his junior season ... entered the NBA following his junior season ... averaged 15.6 points and 11.7 rebounds a game as a junior ... he is the No. 4 rebounder in Maryland history with 928 career rebounds ... career average of 10.9 rebounds a game is second-best in school history ... averaged double-figure scoring in each of his three seasons while registering the school's best-ever career field goal shooting percentage - 61.5 percent ... led the ACC in rebounding as a freshman in 1978-79, was third in 1979-80 and second during the 1980-81 season ... a member of the 1980 U.S. Olympic team that did not compete in the Moscow Olympic Games ... applied for a hardship waiver into the NBA college draft in 1981 and was selected as the No. 3 player overall by the New Jersey Nets ... named as the NBA Rookie of the Year in 1982 ... played 18 seasons in the NBA with the Nets, Portland Trail Blazers and the New York Knicks

WILLIAMS' CAREER STATISTICS


YEAR	GP	FGM-FGA	PCT.	FTM-FTA	PCT.	AST	REB	PTS-Avg.
1978-79	30	120-206	58.3	60-109	55.0	18	323-10.8	30.0-10.0
1979-80	24	143-236	60.6	85-128	66.4	27	242-10.1	37.1-15.5
1980-81	31	183-283	64.7	116-182	63.7	31	363-11.7	48.2-15.6
Career	85	446-725	61.5	261-419	62.3	76	928-10.9	115.3-13.6

**LEN
BIAS**
ALL-AMERICA
1985 • 1986



34

6-8, FORWARD
LANDOVER, MD.
PLAYED: 1983-86



Unanimous choice on almost every All-America squad following his senior season ... he was a third-team All-America selection in 1985, as a junior ... only Terp ever to be named the ACC Player of the Year twice (in 1985 and 1986) ... Bias is the Terps' second all-time leading scorer with 2,149 career points ... he holds two of the school's top four single-season marks ... led the ACC in scoring two straight years ... his best scoring performance, 41 points at Duke in 1986, ranks as the third-best single-game performance in school history and is the top performance by a Terp in a road game ... is No. 9 on the Maryland career rebounding list with 745 total rebounds ... is No. 9 on the school's career shot-blocked list with 87 ... he was the No. 2 pick overall in the 1986 National Basketball Association college draft, taken by the Boston Celtics

BIAS' CAREER STATISTICS


YEAR	GP	FGM-FGA	PCT.	FTM-FTA	PCT.	AST	REB	PTS-Avg.
1982-83	30	86-180	47.8	42-66	63.6	22	125-4.2	21.7-7.2
1983-84	32	211-372	56.7	66-86	76.7	48	145-4.5	48.8-15.2
1984-85	37	274-519	52.8	153-197	77.7	65	251-6.8	70.1-18.9
1985-86	32	267-491	54.4	209-242	86.4	33	224-7.0	74.3-23.2
Career	131	838-1,562	53.6	470-591	79.5	168	745-5.7	214.9-16.4

**WALT
WILLIAMS**
ALL-AMERICA
1992



42

6-8, FORWARD/GUARD
TEMPLE HILLS, MD.
PLAYED: 1989-92




One of the most versatile players in the history of the program played for the Terps for four seasons despite the opportunity to turn professional early, or transfer to another school because of the Terps' NCAA sanctions ... his loyalty to Maryland was one of the key reasons why Maryland was able to field competitive teams during that period ... broke season records with 776 points and a 26.8 average as a senior ... recorded a nation's best seven-game streak of 30 points or more as a senior ... finalist for the Wooden and Naismith Player of the Year awards as a senior ... closed his career as the school's No. 11 all-time scorer with 1,704 points ... totaled 11 games with 30 or more points during his senior season and had 14 such games during his career ... scored a career-high of 39 points versus Wake Forest in 1992 ... drafted by the Sacramento Kings in the first round of the NBA college draft, the 7th pick overall ... has played for Miami, Toronto, Portland, Houston and Dallas in the NBA

WILLIAMS' CAREER STATISTICS

YEAR	GP	FGM-FGA	PCT.	FTM-FTA	PCT.	AST	REB	PTS-Avg.
1988-89	26	75-170	44.1	33-53	62.3	66	92-3.5	19.0-7.3
1989-90	33	143-296	48.3	104-134	77.6	144	138-4.2	42.0-12.7
1990-91	17	109-243	44.9	72-86	83.7	91	86-5.1	31.8-18.7



JOE SMITH
ALL-AMERICA
1994 • 1995



32

6-10, FORWARD/CENTER
NORFOLK, VA.
PLAYED: 1994-95



The consensus selection as the 1995 National Collegiate Player of the Year earned six National Player of the Year selections overall was named the Atlantic Coast Conference Player of the Year and UPI third team All-American as a freshman he became one of only three sophomores in the history of the conference to earn player of the year honors, joining only NC State's David Thompson and Virginia's Ralph Sampson an All-ACC first-team selection in both his freshman and sophomore seasons averaged 20.8 points and 10.7 rebounds as a sophomore averaged 20.1 points and 10.7 rebounds for his 64-game career — he is one of only five players in school history to average a double-double for his entire career the No. 1 overall selection in the 1995 NBA Draft by the Golden State Warriors currently a member of the Minnesota Timberwolves

SMITH'S CAREER STATISTICS


YEAR	GP	FGM-FGA	PCT	FTM-FTA	PCT	AST	REB	PTS-Avg
1993-94	30	206-395	52.2	168-229	73.4	25	21-10-7	58.2-19.4
1994-95	34	245-424	57.8	209-282	74.1	40	36.2-10-7	70.8-20.8
Career	64	451-819	55.0	377-511	73.7	65	66.3-10-7	129.0-20.1

KEITH BOOTH
ALL-AMERICA
1997



22

6-6, FORWARD
BALTIMORE, MD.
PLAYED: 1994-97



first-team selection his senior season, 1997 received two votes in the ACC Player-of-the-Year voting - the only player besides Wake Forest's Tim Duncan to receive voting consideration a four-time All-ACC honoree, he earned first team honors as a senior, third team as a junior, and honorable mention designation during his freshman and sophomore seasons played on four NCAA Tournament teams school's record holder with 576 career free throws grabbed a career-high and school-record 213 free throws made as a senior a first round selection of the Chicago Bulls in the 1997 NBA Draft became only the second player in school history to play for an NBA World Championship team as the Bulls won the 1998 NBA championship

BOOTH'S CAREER STATISTICS


YEAR	GP	FGM-FGA	PCT	FTM-FTA	PCT	AST	REB	PTS-Avg
1993-94	30	113-244	45.4	87-149	58.4	65	18.3-6.1	32.4-10.8
1994-95	34	126-277	45.5	114-164	69.5	76	24.7-7.3	36.9-10.9
1995-96	30	145-328	44.2	162-214	75.7	73	23.3-7.8	45.9-15.3
1996-97	32	205-437	46.9	213-297	71.7	82	25.3-7.9	62.4-19.5
Career	126	569-1,291	45.6	576-824	69.9	296	91.6-7.3	177.6-14.1

STEVE FRANCIS
ALL-AMERICA
1999



23

6-3, GUARD
TAKOMA PARK, MD.
PLAYED: 1999




A second team All-America selection following his outstanding junior season at Maryland All-ACC first team and ACC All-Tournament first team selection finished fourth in the balloting for ACC Player of the Year in 1999 named the Division I newcomer of the year and a first team All-American by Sports Illustrated finalist for the Naismith and Wooden awards as the collegiate player of the year All-America second-team by Eastern Basketball All-ACC defensive team by the ACC coaches earned Most Valuable Player honors at the BB&T Classic in Washington, D.C., as he helped lead Maryland past No. 5 Stanford and NIT participant DePaul selected to the all-tournament team at the Puerto Rico Shootout selected by the Vancouver Grizzlies as the second overall pick in the first round of the 1999 NBA Draft and later traded to the Houston Rockets named NBA Co-Rookie of the Year in 2000 and voted to the NBA All-Star Game in 2002

FRANCIS' CAREER STATISTICS

YEAR	GP	FGM-FGA	PCT	FTM-FTA	PCT	AST	REB	PTS-Avg
1998-99	34	205-392	52.3	124-157	79.0	152	15.4-4.5	57.9-17.0

TEAM

**JUAN
DIXON**
ALL-AMERICA
2001 • 2002



3

6-3, GUARD
BALTIMORE, MD.
PLAYED: 1999-2002




his first NCAA title consensus All-American as a senior earning ACC Player of the Year and NCAA Final Four MVP honors in 2002 led Maryland to consecutive Final Four appearances and became UM's all-time scoring champ with 2,269 points third in voting for the 2002 Wooden Award winner of the Chip Hilton Award and Senior CLASS Award only Terp besides John Lucas to be named first team All-ACC in three straight seasons ended college career as the only player in NCAA history with 2,000 points, 300 steals and 200 three-pointers 9th in NCAA Tournament history in scoring for a career (294) and single tournament (155 in 2002) the winningest Terp ever with 110 victories and never fouled out in 141 career games second in Maryland and ACC history and 12th in NCAA history with 333 career steals scored in double digits in 54 straight games to end his career the second longest streak in Terp history joined Lonny Baxter to become the highest-scoring tandem (4,127 points) in NCAA history to win a national championship selected 17th overall by the Washington Wizards in the 2002 NBA draft.

DIXON'S CAREER STATISTICS


YEAR	GP	FGM-FGA	PCT.	FTM-FTA	PCT.	AST	REB	PTS-Avg
1999-99	34	85-192	44.3	44-53	83.0	47	88-2.6	25.0-7.4
1999-00	35	234-506	46.2	113-143	79.0	127	192-5.5	63.0-18.0
2000-01	34	235-508	46.3	128-148	86.5	93	158-4.6	68.4-20.1
2001-02	36	251-535	46.9	141-157	89.8	104	166-4.6	73.5-20.4
Career	141	802-1713	46.8	426-501	85.0	371	599-4.2	2269-16.1

**LONNY
BAXTER**
ALL-AMERICA
2002



35

6-8, FORWARD/CENTER
SILVER SPRING, MD.
PLAYED: 1999-2002




A powerful bruiser with excellent hands and touch around the basket helped him become just the 10th player in NCAA history to earn NCAA Regional MVP honors in consecutive seasons member of the Wooden Award All-America Team in 2002 while helping lead the Terps to their first national championship guided Maryland to Final Four appearances in 2001 and 2002 shares the Maryland record for most starts in a career in the NCAA tournament (16) finished his career as Maryland's second-leading rebounder and sixth-leading scorer of all-time two rebounds shy of becoming the second player in school history with 1,000 rebounds two rebounds shy of becoming the first player in Maryland history with 1,500 points and 1,000 rebounds three-time All-ACC recipient, earning first team honors in 2000, and second team accolades as a junior and senior combined with Juan Dixon to be the highest-scoring tandem (4,127 points) in NCAA history to win a national championship with Dixon, joined Len Elmore and Tom McMillen (1974) as the only other pair of first team All-Americans on the same team in Maryland history selected with the 44th pick of the 2002 NBA draft by the Chicago Bulls

BAXTER'S CAREER STATISTICS


YEAR	GP	FGM-FGA	PCT.	FTM-FTA	PCT.	AST	REB	PTS-Avg
1999-99	32	82-137	59.9	51-89	57.3	18	116-3.6	24.7-8.8
1999-00	35	218-409	53.3	111-187	59.4	31	308-8.8	54.7-15.6
2000-01	36	219-387	56.6	122-206	59.2	19	296-7.9	56.1-15.6
2001-02	35	193-354	54.5	147-236	62.3	28	288-8.2	53.3-15.2
Career	138	712-1287	55.3	431-718	60.0	96	998-7.2	1858-13.5

**STEVE
BLAKE**



25

6-3, GUARD
MIAMI LAKES, FLA.
PLAYED: 2000-03



finished his career as Maryland's all-time leader in assists games started and minutes played finished his career 6th on the NCAA's all-time assists chart with 972 and fourth in ACC career assists behind Bobby Hurley (1,076) Chns Corchiani (1,038) and Ed Cota (1,030) AP Honorable Mention All-America selection and first team All-ACC choice as a senior a semifinalist for the Wooden Award and Naismith National Player of the Year Award led the ACC in assists as a sophomore junior and senior the only player in ACC history with 1,000 points, 800 assists, 400 rebounds and 200 steals joined UNC's Ed Cota as just the second player in ACC history with 1,000 points, 800 assists and 400 rebounds played every game of his four-year career which included three Sweet Sixteen appearances two trips to the Final Four a national title and 15 NCAA Tournament games Maryland was 103-35 with Blake as its point guard overall 13-3 in the NCAA Tournament contributed in 51 career ACC victories 4,312 minutes played more than any player in Maryland history selected in the second round of the 2003 NBA Draft by the Washington Wizards

BLAKE'S CAREER STATISTICS

YEAR	GP	FGM-FGA	PCT.	FTM-FTA	PCT.	AST	REB	PTS-Avg
1999-00	35	56-211	26.5	35-51	68.6	217	106-3.0	24.4-7.0
2000-01	36	83-206	39.9	45-63	71.4	245	178-4.9	24.9-6.9
2001-02	36	91-238	38.2	61-74	82.4	285	137-3.8	28.7-7.9
2002-03	31	114-275	41.5	68-83	81.9	221	114-3.7	36.1-11.7
TOTAL	138	374-932	40.1	209-271	77.1	973	465-3.4	1139-8.3



AWARD WINNERS

NATIONAL HONORS

NATIONAL PLAYER OF THE YEAR

Player	Year	Selection Board or Panel
Joe Smith	1995	AP, UPI, Naismith

NATIONAL COACH OF THE YEAR

Coach	Year	Selection Board or Panel
Gary Williams	2001	Playboy
Gary Williams	2002	Basketball America
	2002	CBSsportsline.com
	2002	Winged Foot Award (New York Athletic Club)
	2002	Victor Award (Nat'l Academy of Sports Editors)

ALL-AMERICANS

Player	Year	Selection Board or Panel
Louis Berger	1931	HF
	1932 *	CV-1st Team, HF
Gene Shue	1953	CV-2nd Team
	1954	CV-2nd Team, HF
Tom McMillen	1972	CV-2nd Team, AP-3rd Team, UPI-3rd Team
	1973	CV-1st Team, NABC-2nd Team, UPI-2nd Team, AP-3rd Team
	1974	CV-1st Team, NABC-2nd Team, UPI-2nd Team, AP-3rd Team
Len Elmore	1974	CV-1st Team, BW-1st Team, AP-2nd Team, NABC-2nd Team, UPI-2nd Team
John Lucas	1974	AP-2nd Team, CV-2nd Team, NABC-3rd Team
	1975 *	CV-1st Team, NABC-1st Team, UPI-1st Team, BW-1st Team, AP-2nd Team
	1976 *	AP-1st Team, CV-1st Team, UPI-1st Team, BW-1st Team
Albert King	1980	AP-1st Team, CV-2nd Team, NABC-2nd Team, UPI-2nd Team
	1981	UPI-2nd Team, NABC-3rd Team
Buck Williams	1981	CV-2nd Team
Len Bias	1985	AP-2nd Team, BW-2nd Team, NABC-2nd Team
	1986 *	AP-1st Team, NABC-1st Team, UPI-1st Team, BW-1st Team
Walt Williams	1992	AP-2nd Team, UPI-2nd Team, BW-2nd Team
Joe Smith	1994	UPI-3rd Team
	1995 *	AP-1st Team, NABC-1st Team, UPI-1st Team, BW-1st Team
Keith Booth	1997	AP-3rd Team, NABC-3rd Team
Steve Francis	1999	BW-2nd Team, AP-2nd Team, NABC-2nd Team, TSN-2nd Team
Juan Dixon	2001	BW-3rd Team, NABC-3rd Team
	2002 *	AP-1st Team, NABC-1st Team, BW-1st Team, TSN-1st Team, WD-1st Team
Lonny Baxter	2002	WD-1st Team

ACADEMIC ALL-AMERICANS

Player	Year	Selection Board or Panel
Tom McMillen	1972	GTE/CoSIDA-1st Team
Tom McMillen	1973	GTE/CoSIDA-1st Team
Tom McMillen	1974	GTE/CoSIDA-1st Team
Greg Manning	1981	GTE/CoSIDA-2nd Team
Matt Roe	1991	GTE/CoSIDA-1st Team

* Consensus All-Americans are determined by first team selections on a majority of major All-America teams

AP-Associated Press; NABC-Basketball Coaches; BT-Basketball Times; BW-Basketball Writers; CV-Converse; HF-Helms Foundation; TSN-The Sporting News; UPI-United Press International; WD-Wooden Award

ACC HONORS ACC PLAYER OF THE YEAR

1979-80	Albert King	Ben Coleman (2nd)
1984-85	Len Bias	Ben Coleman (2nd)
1985-86	Len Bias	Len Bias (1st)
1986-87	Joe Smith	Adrian Branch (2nd)
2001-02	Juan Dixon	Len Bias (1st)
		Derreck Lewis (2nd)
		Tony Massenburg (3rd)
		Jerrod Mustaf (3rd)
		Matt Roe (3rd)
		Walt Williams (1st)
		Joe Smith (1st)

ACC ROOKIE OF THE YEAR

1978-79	Buck Williams	Exree Hipp (HM)
1993-94	Joe Smith	Johnny Rhodes (HM)
		Duane Simpkins (HM)
		Joe Smith (1st)
		Johnny Rhodes (3rd)
		Keith Booth (HM)
		Exree Hipp (HM)
		Duane Simpkins (HM)

ACC COACH OF THE YEAR

1974-75	Lefty Dnesell	1995-96	Johnny Rhodes (2nd)
1979-80	Lefty Dnesell		Keith Booth (3rd)
1997-98	Gary Williams		Exree Hipp (HM)
	(ACC Athlete Magazine)	1996-97	Duane Simpkins (HM)
			Keith Booth (1st)
			Laron Profit (HM)
1999-00	Gary Williams	1997-98	Rodney Elliott (3rd)
	(College Hoops Illustrated)		Laron Profit (3rd)
		1998-99	Obinna Ekezie (HM)
2001-02	Gary Williams		Steve Francis (1st)
			Terence Morns (2nd)
			Laron Profit (3rd)
			Tennell Stokes (HM)

ALL-ACC SELECTIONS

1953-54	Gene Shue (1st)	1999-00	Lonny Baxter (1st)
1954-55	Bob Kessler (2nd)		Juan Dixon (1st)
1955-56	Bob Kessler (2nd)		Terence Morns (2nd)
1956-57	Bob O'Brien (2nd)	2000-01	Steve Blake (HM)
1957-58	Nick Davis (2nd)		Juan Dixon (1st)
	John Nacincik (2nd)		Lonny Baxter (2nd)
	Charles McNeil (2nd)		Terence Morns (3rd)
1958-59	Al Bunge (1st)	2001-02	Steve Blake (HM)
1959-60	Bob McDonald (2nd)		Juan Dixon (1st)
	Bob McDonald (2nd)		Lonny Baxter (2nd)
1960-61	Jerry Greenspan (2nd)		Steve Blake (3rd)
1962-63	Jay McMillen (2nd)		Chns Wilcox (3rd)
1964-65	Gary Ward (2nd)	2002-03	Byron Mouton (HM)
1965-66	Will Hetzel (2nd)		Steve Blake (1st)
1968-69	Will Hetzel (2nd)		Drew Nicholas (2nd)
1969-70	Jim O'Brien (2nd)	2003-04	Ryan Randle (3rd)
1970-71	Tom McMillen (1st)		John Gilchrist (3rd)
1971-72	Len Elmore (2nd)	2004-05	Nik Caner-Medley (3rd)
	Tom McMillen (1st)		John Gilchrist (HM)
1972-73	Len Elmore (2nd)	2005-06	Nik Caner-Medley (3rd)
	Len Elmore (2nd)		
1973-74	John Lucas (1st)		
	John Lucas (1st)		
1974-75	Owen Brown (2nd)		
	Brad Davis (2nd)		
	Maurice Howard (2nd)		
1975-76	John Lucas (1st)		
1976-77	Brad Davis (2nd)		
1978-79	Larry Gibson (2nd)		
1979-80	Albert King (1st)		
	Greg Manning (2nd)		
	Buck Williams (2nd)		
1980-81	Albert King (2nd)		
	Buck Williams (2nd)		
1982-83	Adrian Branch (2nd)		

ALL-ACC TOURNAMENT

1954	Gene Shue (1st)
1956	Bob Kessler (2nd)
1957	John Nacincik (2nd)
1958	Nick Davis (1st)
	Charles McNeil (1st)
	Al Bunge (2nd)
	Bill Stasiulats (2nd)
1961	Jerry Greenspan (2nd)
1962	Jay McMillen (2nd)
1965	Gary Ward (2nd)
1972	Len Elmore (1st)
	Tom McMillen (1st)
	Jim O'Brien (2nd)



Juan Dixon with John Wooden at the Wooden Awards Show in Los Angeles.

2006-07 MARYLAND MEN'S BASKETBALL



1 TEAM

1973	Tom McMillen (1st)
	John Lucas (1st)
	Jim O'Brien (2nd)
1974	Tom McMillen (1st)
	John Lucas (1st)
	Maunce Howard (1st)
	Len Elmore (2nd)
	Owen Brown (2nd)
1975	John Lucas (1st)
1976	Maunce Howard (2nd)
	Steve Sheppard (2nd)
1978	Lawrence Boston (2nd)
	Larry Gibson (2nd)
1979	Larry Gibson (2nd)
1980	Albert King (1st, MVP)
	Greg Manning (1st)
	Ernest Graham (2nd)
	Buck Williams (2nd)
1981	Albert King (1st)
	Buck Williams (1st)
	Ernest Graham (2nd)
1984	Len Bias (1st, MVP)
	Ben Coleman (1st)
	Adnan Branch (2nd)
1986	Len Bias (1st)
1988	Keith Gatlin (2nd)
1989	Tony Massenburg (1st)
1992	Walt Williams (2nd)
1995	Exree Hipp (2nd)
	Joe Smith (2nd)
1996	Keith Booth (2nd)
1997	Keith Booth (2nd)
1998	Rodney Elliott (2nd)
1999	Steve Francis (1st)
2000	Lonny Baxter (1st)
	Juan Dixon (1st)
	Terence Morns (2nd)
2001	Juan Dixon (1st)
	Lonny Baxter (2nd)
	Steve Blake (2nd)
2002	John Gilchrist (1st, MVP)
	Jamar Smith (1st)
	Travis Gamson (2nd)

2001-02	Juan Dixon (3)
2002-03	Steve Blake
2003-04	John Gilchrist (3)
2004-05	John Gilchrist (2)

ACC ROOKIE OF THE WEEK

1970-71	Jim O'Brien (2)
	Darrell Brown
	Howard White
1971-72	Tom McMillen (4)
	Len Elmore
1972-73	John Lucas (2)
1974-75	Brad Davis (3)
	Steve Sheppard
1975-76	Larry Gibson
	Lawrence Boston
1976-77	Bill Bryant (2)
	Mike Davis
	Jo Jo Hunter
1977-78	Greg Manning (2)
	Albert King
1978-79	Buck Williams (3)
1981-82	Adnan Branch (3)
1982-83	Ben Coleman (2)
1983-84	Keith Gatlin
1984-85	Demck Lewis (3)
1985-86	John Johnson
1986-87	Teyon McCoy (2)
	Steve Hood
1987-88	Bnan Williams (2)
1988-89	Jerrold Mustaf (3)
1990-91	Garfield Smith
1992-93	Exree Hipp (2)
	Johnny Rhodes (2)
1993-94	Joe Smith (6)
1999-00	Tahj Holden
2003-04	D J Strawberry
	Mike Jones

SC HONORS ALL-SOUTHERN CONFERENCE

1930-31	Bosey Berger
	Ed Ronkin
1932-33	Rufus Vincent
1935-36	Bernie Buscher
	Vic Willis
1937-38	George Knepley
1938-39	George Knepley
	Eddie Johnson
	George DeWitt
1944-45	Jack Flynn
1948-49	Lee Brawley

ALL-SOUTHERN CONFERENCE TOURNAMENT

1931	Bosey Berger
	Ed Ronkin
1939	George Knepley
1945	Jack Flynn
1951	Dick Koffenberger
1953	Gene Shue (MVP)

ACADEMIC HONORS PHI BETA KAPPA

1978-79	Enc Shrader
---------	-------------

NCAA POST-GRADUATE SCHOLARSHIP

1970	Tom Milroy (alt.)
1974	Tom McMillen
1981	Greg Manning
1991	Matt Roe

ALL-ACC ACADEMIC AWARD

1966-67	Jay McMillen
1968-69	Tom Milroy
1971-72	Tom McMillen
1972-73	Tom McMillen
1973-74	Tom McMillen
1976-77	Steve Sheppard
	Bnan Magid
1978-79	Greg Manning
1979-80	Greg Manning
1980-81	Greg Manning
1983-84	Charles Dnesell
1984-85	Charles Dnesell
1990-91	Matt Roe
1994-95	Kurtis Shultz
1996-97	Matt Kovark
1998-99	Mike Mardesch
1999-00	Mike Mardesch
2000-01	Mike Mardesch
	Byron Mouton

SCHOLAR-ATHLETE AWARD

1989-90	Matt Roe
1990-91	Matt Roe
1991-92	Vince Broadnax
1992-93	Kurtis Shultz
1993-94	Kurtis Shultz
1994-95	Matt Raydo
1995-96	Matt Kovark
1996-97	Matt Kovark
1998-99	Matt Hahn
1999-00	Matt Hahn
2000-01	Mike Mardesch
2002-03	Mike Gannon
2003-04	Mike Gannon
2004-05	Mike Gannon
2005-06	Dave Neal

MARYLAND TEAM HONORS MOST VALUABLE PLAYER

1969-70	Rod Horst
1970-71	Barry Yates
1971-72	Len Elmore
1972-73	Tom McMillen
1973-74	Tom McMillen
1974-75	John Lucas
1975-76	Maunce Howard
1976-77	Larry Gibson
1977-78	Larry Gibson
1978-79	Larry Gibson
1979-80	Albert King
1980-81	Albert King
1981-82	Adnan Branch
1982-83	Larry Gibson
1983-84	Larry Gibson
1984-85	Charles Dnesell
1985-86	Len Bias
1987-88	Demck Lewis
1988-89	Dave Dickerson
1989-90	Tony Massenburg
1990-91	Cedric Lewis
1991-92	Walt Williams
1992-93	Evers Burns
1993-94	Chns Kerwin
1994-95	Chns Kerwin
1995-96	Mano Lucas
1996-97	Wayne Bristol
1996-97	Obinna Ekezie
2001-02	Chns Wilcox

CLUTCH PERFORMANCE OF THE YEAR

2003-04	Nik Caner-Medley
---------	------------------

NEWCOMER OF THE YEAR

1987-88	Bnan Williams
1988-89	Jerrold Mustaf
1989-90	Evers Burns
1990-91	Garfield Smith
1991-92	John Walsh
1992-93	Exree Hipp
	Johnny Rhodes

2002-03	Drew Nicholas
	Steve Blake
2003-04	John Gilchrist
	Jamar Smith
2005-06	Nik Caner-Medley

MOST IMPROVED PLAYER

1969-70	Sparky Still
1970-71	Jim O'Brien
1971-72	Darrell Brown
1972-73	John Lucas
1973-74	Owen Brown
1974-75	Maunce Howard
1975-76	Brad Davis
1976-77	Lawrence Boston
1977-78	Greg Manning
1978-79	Ernest Graham
1979-80	Taylor Baldwin
1980-81	Steve Rivers
1981-82	Charles Pittman
1982-83	Len Bias
1983-84	Terry Long
1984-85	Jeff Baxter
	Tom Jones
	Jeff Baxter
1986-87	Dave Dickerson
1987-88	Tony Massenburg
1988-89	Cedric Lewis
1989-90	Jesse Martin
1990-91	Kevin McLinton
1991-92	Evers Burns
1992-93	Chns Kerwin
1993-94	Mano Lucas
	Duane Simpkins
1994-95	Wayne Bristol
1996-97	Obinna Ekezie
2001-02	Chns Wilcox

ALVIN AUBINOE GREATEST CAREER CONTRIBUTION

1969-70	Will Hetzel
1970-71	Jay Flowers
1971-72	Charlie Blank
1972-73	Jim O'Brien
1973-74	Tom McMillen
1974-75	Billy Hahn
1975-76	John Lucas
1976-77	John Pavlos, Mgr
1977-78	Lawrence Boston
1978-79	Larry Gibson
1979-80	John Binley
1980-81	Albert King
1981-82	Dutch Morley
1982-83	Adnan Branch
1983-84	Jeff Adkins
1984-85	Charles Dnesell
1985-86	Len Bias
1987-88	Demck Lewis
1988-89	Dave Dickerson
1989-90	Tony Massenburg
1990-91	Cedric Lewis
1991-92	Walt Williams
1992-93	Evers Burns

COACHES' AWARD

1989-90	Jerrold Mustaf
1990-91	Cedric Lewis
1991-92	Garfield Smith
1992-93	Kurtis Shultz

BUCK WILLIAMS LEN ELMORE REBOUNDING AWARD *

1969-70	Rod Horst
1970-71	Barry Yates
1971-72	Len Elmore
1972-73	Len Elmore
1973-74	Len Elmore
1974-75	Tom Roy
1975-76	Lawrence Boston
1976-77	Larry Gibson
1977-78	Larry Gibson
1978-79	Buck Williams
1979-80	Buck Williams
1980-81	Buck Williams
1981-82	Herman Veal
1982-83	Ben Coleman
1983-84	Ben Coleman
1984-85	Len Bias
1985-86	Len Bias
1986-87	Demck Lewis
1987-88	Demck Lewis
1988-89	Tony Massenburg
1989-90	Tony Massenburg
1990-91	Cedric Lewis
1991-92	Evers Burns
1992-93	Evers Burns
1993-94	Joe Smith
1993-94	Joe Smith
1995-96	Keith Booth
1996-97	Keith Booth
1997-98	Rodney Elliott
1998-99	Terence Morns
1999-00	Lonny Baxter
2000-01	Terence Morns
2001-02	Lonny Baxter
2002-03	Ryan Randle
2003-04	Jamar Smith
2005-06	Ekene Ibekwe

* Originally named in honor of Chns Patton from 1970-89, Maryland's rebounding award was changed to honor Len Elmore from 1990-94, and later amended to include Buck Williams' name

BUD MILLIKAN DEFENSIVE PLAYER OF THE YEAR

1990-91	Vince Broadnax
	Cedric Lewis
1991-92	Vince Broadnax
1992-93	Kevin McLinton
1993-94	Johnny Rhodes
1994-95	Exree Hipp
	Joe Smith

LEFRAK SCHOLAR

2003-04	Nik Caner-Medley
2004-05	Ekene Ibekwe
2005-06	Ekene Ibekwe

MR. HUSTLE AWARD

1989-90	Vince Broadnax
1990-91	Vince Broadnax
1991-92	Chns Kerwin
1992-93	Mike Thebaault
1993-94	Keith Booth
1994-95	Matt Raydo
2001-02	Byron Mouton
2003-04	Danen Henry
2004-05	Danen Henry
2005-06	Gini Chukura

OUTSTANDING FREE THROW SHOOTER

1969-90	Walt Williams
1990-91	Walt Williams
1991-92	Kevin McLinton
1992-93	Kevin McLinton
1993-94	Duane Simpkins
1994-95	Duane Simpkins
1995-96	Duane Simpkins
1996-97	Sarunas Jaskevicius
1997-98	Sarunas Jaskevicius
1998-99	Juan Dixon
1999-00	Juan Dixon
2000-01	Juan Dixon
2001-02	Juan Dixon
2002-03	Drew Nicholas
2003-04	Chns McCray
2005-06	Mike Jones

MOST IMPROVED FREE THROW SHOOTER

1996-97	Rodney Elliott
1997-98	Obinna Ekezie

MOST ASSISTS AWARD

1989-90	Walt Williams
1990-91	Kevin McLinton
1991-92	Kevin McLinton
1992-93	Kevin McLinton
1993-94	Duane Simpkins
1994-95	Duane Simpkins
1995-96	Duane Simpkins
1996-97	Terrell Stokes
1997-98	Terrell Stokes
1998-99	Terrell Stokes
1999-00	Steve Blake
2000-01	Steve Blake
2001-02	Steve Blake
2002-03	Steve Blake
2003-04	John Gilchrist
2005-06	D J Strawberry

6TH MAN AWARD

2000-01	Danny Miller
2002-03	Calvin McCall
2003-04	D J Strawberry
2005-06	Travis Gamson

UNsung HERO AWARD

2000-01	LeRon Cephas
2002-03	Tahj Holden
2003-04	Travis Gamson

SENIOR AWARD

1990-91	Cedric Lewis
1991-92	Matt Downing
1992-93	Chns Kerwin
1998-99	Laron Profit

MORGAN WOOTTEN LIFETIME ACHIEVEMENT*

1997-98	Jack Zane
1998-99	Johnny Holliday
1999-00	Jack Heise
2000-01	Marv Perry
2001-02	Jack Zane
2002-03	John Brown
2003-04	John Rymer
2004-05	Bill Conaway
2005-06	Bob Mitchell

* Renamed in honor of the long-time DeMatha High School coach in 2003



ALL-TIME ROSTER

• **A** •

Acito, Joseph, 1944
Adams, Donald, 1926-27-28
Adkins, Jeff, 1982-83-84-85
Allen, John, 1929
Allen, Benjamin, 1936-37
Archer, Rudy, 1988
Anderson, Mike, 1990
Andorka, William, 1935
Arsnworthy, Frank, 1949-50
Auslander, Brian, 1969-71
Avery, John, 1966-67-68

• **B** •

Badu, Earl, 2000-01-02
Baitz, Edward, 1942-43
Baker, Harmon, 1925
Balachow, David, 1945
Baldwin, Taylor, 1979-80-81-82
Barton, Joseph, 1962
Baxter, Jeff, 1983-84-85-86
Baxter, Lonny, 1999-00-01-02
Beamer, Francis, 1938-39
Beatty, William, 1924-25-26
Bechtle, Gerald, 1958-59-60
Behr, Samuel, 1945
Berger, Louis, 1930-31-32
Bengoechea, Adam, 1938-39-40
Berlin, H.S., 1918-19
Bias, Leonard, 1983-84-85-86
Bilney, John, 1977-78-79-80
Blake, Steve, 2000-01-02-03
Blank, Charles, 1970-71-72
Blumberg, Norman, 1960-61
Bodell, Bob, 1971-72-73
Body, Robert, 1971-72-73
Boland, Samuel, NA
Booth, Keith, 1994-95-96-97
Bosley, Robert, 1945
Bosnic, Nick, 1994

Boston, Lawrence, 1976-77-78
Bowers, Will, 2004-05-06
Bowie, William, 1936-37
Boyd, Arthur, 1925-26-27
Boyle, John, 1975-76
Branch, Adnan, 1982-83-84-85
Brawley, C. Lee, 1949-50-51-52
Brayton, Neil, 1964-65-66
Brenner, John, 1942
Bristol, Wayne, 1992-93-94-95
Broadnax, Vince, 1989-90-91
Brooks, Ronald, 1952-53-54
Brown, Darrell, 1971-72-73
Brown, Parrish, 2006
Brown, Owen, 1973-74-75
Brown, William, 1936-37
Bryant, Bernard, 1935
Bryant, William, 1936-37
Bryant, William, 1977-78
Buckley, John, 1945
Bunge, Al, 1958-59-60
Burch, Samuel, 1943
Burger, Joseph, 1924-25
Burns, Evers, 1990-91-92-93
Burton, Tim, 1984-85-86-87
Buscher, Alton, 1932-33-34
Buscher, Bernard, 1934-35-36
Butler, Jay, 1953

• **C** •

Campbell, William, 1945
Caner-Medley, Nik, 2003-04-05-06
Cardwell, Lee, 1925-26
Carlson, Phillip, 1963-64-65
Carpenter, Conrad, 1962-63
Carter, Harold, 1934
Cartwright, Mark, 1972
Cephas, LaRon, 1998-99-00-01
Chalmers, George, 1930-31-32
Chamberlain, Kevin, 1990

Chase, Spencer, 1932-33-34
Chong, Eddie, 1989-90
Chonister, Jon, 1991-92
Chukura, Gini, 2005-06
Clark, Jackie, 1964-65-66
Cohen, Morris, 1932
Cole, Kenneth, 1913-14
Coleman, Ben, 1983-84
Collins, Andre, 2002-03
Collins, James, 1938
Connelly, Thomas, 1951
Crawford, Mark, 1977
Crescenze, Edward, 1948
Crosthwait, Samuel, 1927
Cutler, Robert, 1958

• **D** •

Daly, Edward, 1935
Danko, Eugene, 1958-59
Davis, Brad, 1975-76-77
Davis, Mike, 1977-78
Davis, Nick, 1956-57-58
Davis, Todd, 1990-91-92
Day, S.E., 1913
Dean, Thurston, 1927-28-29
Darstynne, R.S., 1914
DeCosmo, Michael, 1964-65
Dewitt, George, 1939-40
Dickerson, David, 1986-87-88-89
Diffie, Granville, 1950
Dilworth, Robert, 1953-54-55
Dixon, Juan, 1999-00-01-02
Downing, Matt, 1991-92
Drescher, Richard, 1967-68
Driesell, Charles, 1982-83-84-85
Dudley, Aaron, 1991-92
Dunlap, Howard, 1956
DuVall, Mearle, 1940, 1942
Dyer, Harold, 1934

• **E** •

Edwards, John, 1946-47-48-49
Eicher, Robert, 1961-62-63
Eiseman, John, 1918-19
Ekezie, Obinna, 1996-97-98-99
Elliott, Rodney, 1995-96-97-98
Elmore, Len, 1972-73-74
Englebert, Erwin, 1944
Ensor, Lionel, 1924-25-26
Eskin, Neal, 1981-82-83-84
Etienne, Max, 1989-90
Evans, Warren, 1933
Evans, William, 1928-29-30
Everett, Robert, 1953-54-55

• **F** •

Faber, John, 1924-25-26-27
Farmer, Edward, 1983
Farrell, Shawn, 1978
Fellows, Frank, 1951-53
Fennel, E.O., 1944
Ferguson, Scott, 1962-63-64
Feters, Robert, 1941-42
Fern, Gustav, 1957
Fields, Norman, 1996-97-98-99
Finniff, Doug, 1991

Flowers, Jay, 1970
Flynn, John, 1944-45-46
Fofana, Hassan, 2004-05
Fothergill, Mark, 1980, 82-83-84
Francis, Steve, 1999
Franklin, James, 1964-65-66
Franklin, William, 1965-66
Fuqua, Frank, 1955

• **G** •

Garrett, Ashton, 1941
Garrison, Travis, 2003-04-05-06
Gatlin, Keith, 1984-85-86, 88
Gaylor, Robert, 1929-30
Gibson, Lawrence, 1976-77-78-79
Gilbert, H.D., 1919
Gilchrist, John, 2003-04-05
Gilmore, Jack, 1941
Gist, James, 2005-06
Gleasner, John, 1946
Gordley, Larry, 1972
Graham, Ernest, 1978-79-80-81
Greco, Ralph, 1952-53-54
Greenspan, Gerald, 1961-62-63
Gregg, David, 1986
Grinnon, Mike, 2002-03-04-05
Groves, John, 1924
Guckeyson, Bill, 1935, 37

• **H** •

Hahn, Matt, 1997-98-99-00
Hahn, Billy, 1974-75-76
Hall, Irving, 1924
Halleck, James, 1957-58-59
Hammerlund, Robert, 1937
Hankin, Robert, 1950
Hardiman, Robert, 1955-56-57
Harrington, Joseph, 1965-66-67
Hart, Robert, 1978-79
Hathaway, Jeff, 1978-79
Headley, Coleman, 1938
Heagy, Al, 1928-29-30
Heatley, Jack, 1945
Heil, George, 1940
Heise, John, 1946-47
Henderson, David, 1977, 1979-80
Henry, Darien, 2003-04-05
Hess, Harry, 1930-31
Hetzal, Fred, 1928-29-30
Hetzal, Will, 1968-69-70
Hilden, Charles, 1968-69-70
Hipp, Exree, 1993-94-95-96
Hisle, John, 1932
Hite, Kelly, 1997
Hoffecker, Thomas, 1945
Holbert, Peter, 1981-82-83-84
Holden, Tahj, 2000-01-02-03
Hood, Steve, 1987-88
Horn, Hechert, 1942
Horst, Rod, 1968-69-70
Horton, Frank, 1992
Housley, Samuel, NA
Howard, Maurice, 1973-74-75-76
Hughes, Harry, 1946
Huntemann, Charles, 1913-14
Hunter, Jo Jo, 1977-78

• **I** •

Ibekwe, Ekene, 2004-05-06

• **J** •


Jackson, William, 1951
Jackson, Reggie, 1979-80-81-82
Jaeck, Paul, 1945
James, Robert, 1942-43
Jarmoska, George, 1941
Jasikevicius, Sarunas, 1995-96-97-98
Jelus, Paul, 1960-61-62
Johnson, Edward, 1937-38-39
Johnson, James, 1951-52
Johnson, John, 1986-87-88-89
Johnson, Julius (Pete), 1967-68-69
Jones, Mike, 2004-05-06
Jones, Thomas, 1985-86
Jones, William, 1966-67-68
Judd, Donny, 1994-95

• **K** •

Kaluzienski, Matt, 1989-90
Kann, R.S., 1918
Kaplan, Zev, 1955
Karver, Mark, 1987-88
Kassel, Steve, 1979-80-81
Kasoff, Mitch, 1987-88-89-90
Kebeck, Steve, 1970-71
Keene, Robert, 1946
Keller, Charles, 1935-36-37
Kelleher, Charles, 1960-61-62
Kerwin, Chris, 1992-93
Kessler, Robert, 1954-55-56
King, Albert, 1978-79-80-81
Kinsman, James, 1943
Knepley, George, 1937-38-39
Knepley, Robert, 1942
Knode, Robert, 1919
Koffenberger, Dick, 1950-51-52
Kovarik, Matt, 1994-95-97-98
Krukar, Pete, 1958-59-60

• **L** •

Ladd, Robert, 1957
Lake, William, 1946
Lann, Alvin, 1948, 50
Ledbetter, Sterling, 2005-06
Leuci, Victor, 1954
Levin, Julius, 1933
Levin, Morris, 1952-53
Levine, Frank, 1933
Lewis, Cedric, 1988-89-90-91
Lewis, Derrick, 1985-86-87-88
Lewis, Robert, 1964
Linkous, Fred, 1926-27-28
Long, Terry, 1984-85-86
Lucas, John, 1973-74-75-76
Lucas, Mario, 1993-94-95-96
Luney, William, NA



Steve Blake



1 TEAM

• M •

MacDonald, Jan, 1968
Mack, Charles, 1949-50
Madigan, George, 1928-29-30
Magid, Bnan, 1976-77
Manis, George, 1951-52-53
Manning, Greg, 1978-79-80-81
Mardesich, Mike, 1998-99-00-01
Marshal, Alfred, NA
Marshall, Ted, 1960-61-62
Martin, Jesse, 1989-90
Massenburg, Tony, 1986, 1988-89-90
May, Charles, 1930-31-32
Mayolo, Vinny, 1982-83-84-85-86
Mays, H.W., 1911
McCall, Calvin, 2000-01-02
McCarthy, John, 1936-37-38
McCoy, Teyon, 1987-88, 90
McCray, Chns, 2003-04-05-06
McCudy, Bruce, 1949
McDonald, Robert, 1959, 61
McDonald, Leib, 1941
McGinnis, Wayne, 1957
McHale, Richard, 1971
McLinton, Kevin, 1990-91-92-93
McMillen, Jay, 1965-66-67
McMillen, Thomas, 1972-73-74
McNeil, Charles, 1958-59
McWilliams, Samuel, 1963-64
Mercer, Alvin, 1973-74
Merma, James, 1956
Michelson, Sheldon, 1967-68
Miller, Danny, 1999-00-01
Miller, Thomas, 1966
Milroy, Thomas, 1968-69-70
Mobus, Paul, 1936-37

Mondorf, Pershing, 1939-40
Mont, Thomas, 1942-43, 47
Moore, Dwight, 1953
Moore, Perry, 1956-57-58
Moran, Donald, 1951-52-53
Morin, Matt, 1990-91-92
Morley, Greg 'Dutch', 1979-80-81-82
Morns, Alan, 1972-73
Morns, John, 1932
Morns, Terence, 1998-99-00-01
Morrin, William, 1913-14
Mouton, Byron, 2001-02
Mueller, Richard, 1964
Multz, Milton, 1937-38, 40
Murphy, William, 1957-58-59
Murray, Robert, 1947-48-49, 55
Mustaf, Jerrod, 1989-90

• N •

Nacincik, John, 1956-57-58
Nakannua, Jeff, 1973
Nared, Greg, 1986-87-88-89
Neal, Dave, 2006
Neal, John, 1971-72
Nevin, Phil, 1987
Newsome, John, 1975-76
Nicholas, Drew, 2000-01-02-03
Nofsinger, Michael, 1960-61-62
Norris, John, 1930-31-32
Nuttle, Byron, 1943

• O •

O'Brien, Jim, 1971-72-73
O'Brien, Robert, 1955-56-57
Ochsenreiter, Eugene, 1939-40-41

• P •

Palmer, Bryan, 1983-85
Parker, Alvin, 1924
Patton, Chns, 1975-76
Pavlos, John, 1975-76-77
Peck, Malvn, 1944, 47
Peebles, Irving, 1924
Petrovic, Nemanja, 1993
Pinocci, Peter, 1946
Pittman, Charles, 1981-82
Pitzer, John, 1930-31
Poling, William, 1946
Porac, Richard, 1972-73-74
Prns, Curtis, 1957
Profit, Laron, 1996-97-98-99

• R •

Radice, Julius, 1928-29-30
Randle, Ryan, 2002-03
Ready, Michael, 1919
Rainge, Alan, 1992
Raydo, Matt,
1994-95-96-97
Rea, William, 1938-39-40
Reyes, Andre, 1987
Rhodes, Johnny,
1993-94-95-96
Rivers, Steve, 1981-82-83
Robinson, Jonathan, 1980-81
Roe, Matt, 1991
Ronkin, Edward, 1930-31-32
Rooney, Partick, 1930
Roy, Thomas, 1973-74-75

• S •

Sandbower, John, 1954-55-56
Sanders, Harvey, 1970
Schauffer, Charles, 1955-56
Scheele, Thomas, 1935
Schmidt, Francis, 1933
Schroeder, David, 1961
Schuerholz, Donald, 1942-43, 47
Schultz, Logan, 1938
Shaffer, Richard, 1939
Shanahan, Gerry, 1960
Sheppard, Steve, 1975-76-77
Shrader, Enc, 1977-78-79
Shue, Gene, 1952-53-54
Shultz, Kurtis, 1992-93-94-95
Shumate, John, 1947
Siegrist, Ronald, 1948-49
Simpkins, Duane, 1993-94-95-96
Simms, Harvey, 1939
Smallwood, Lawrence, 1928-29
Smith, Atman, 1997-98
Smith, Bernard, 1948-49-50
Smith, Garfield, 1991-92
Smith, Jamar, 2003-04
Smith, Joe, 1994-95
Snyder, Robert, 1933-34
Sothoron, Norwood, 1934-35
Stasiulats, William, 1961-62-63
Steiner, Carlton, 1942
Steinman, Edward, 1964
Stevens, James, 1918
Stevens, Myron, 1925-26-27
Stieber, Fred, 1933
Still, James, 1970-71
Stobaugh, Richard, 1969
Stokes, Terrell, 1996-97-98-99
Stone, Junior, 1918-19
Strachan, John, 1951
Strawberry, D.J., 2004-05-06
Suder, George, 1964
Suit, Jack, 1941
Sullivan, William, 1969
Supplee, William, 1924-25-26
Sweeney, Daniel, 1963
Swetnam, Stan, 1974

• T •

Taylor, Richard, 1949
Thibeault, Mike, 1991-92-93
Thomas, Fred, 1936-37
Thurston, Robert, 1955
Tillman, James, 1976-77
Tomlinson, Chris, 1992-93-94-95
Travis, Ernest, 1942-43
Trimble, Japeth, 1972, 74
Troxell, Walter, 1924-25-26
Truax, Terry, 1967-68
Tull, J.J., 1914
Turyn, Victor, 1946-47
Tuschak, Richard, 1944

• U •

Ullman, Bernard, 1941

• V •

Vannais, Leon, 1940
Veal, Herman, 1981-82-83-84
Vincent, J.M., 1914
Vincent, Rufus, 1932-33-34

• W •

Wanwright, Troy, 1988-89-90
Walker, George, 1933
Walker, Rodney, 1988
Walker, Edward, 1947
Walsh, John, 1992-93
Ward, Gary, 1964-65-66
Watkins, Brian, 1997-98-99
Walters, Albert, 1935-36-37
Weber, George, 1933
Webster, David, 1954-55
Weidinger, Charles, 1940
Weingarten, Julian, 1957-58
Wharton, James, 1941
Wheeler, Waverly, 1936-37-38
White, Joseph, 1942
White, Howard, 1971-72-73
Wilcox, Chns, 2001-02
Wiles, F. Michael, 1969-70
Wiles, Peter, 1960
Williams, Charles 'Buck', 1979-80-81
Williams, Gary, 1965-66-67
Williams, Walt, 1989-90-91-92
Wilson, Robert, 1931-32
Wilson, Robert, 1960-61
Wilson, Len, 1913
Winnemore, Augustine, 1929
Wise, Richmond, 1964-65-66
Woodward, Arthur, 1940-41
Worthington, Charles, 1969
Wortsell, Tom, 1987
Wright, Spencer, 1948-49

• Y •

Yates, Barry, 1971
Yordy, Robert, 1945, 49
Young, Curley, 1990
Young, Thomas, 1953-54, 58
Yowell, Roy, 1934

• Z •

Zalesak, Emanuel, 1924
Zimmerman, James, 1935
Zizakovic, Lubo, 1993

Note: This list includes players which appeared on rosters as well as some managers



Byron Mouton and Drew Nichols celebrate the Terps' 2002 NCAA Championship victory.



CAREER STATISTICS

Year	Name	G	MIN	FG	FGA	PCT	3PT	3PA	PCT	FT	FTA	PCT	OR	TR	AVG	AST	TO	PF	STL	BLK	PTS	AVG
81-85	Adkins, Jeff	128	3407	392	836	46.9	22	54	40.7	193	285	67.7	0	310	2.4	360	0	299	110	32	999	7.8
59-60	Alpert, Steve	6	-	2	5	40.0	0	0	0.0	0	0	0.0	0	1	0.2	0	0	0	0	0	4	0.7
89-90	Anderson, Mike	25	248	13	40	32.5	2	12	16.7	26	36	72.2	5	23	0.9	34	42	32	9	0	54	2.2
87-88	Archer, Rudy	31	1070	134	310	43.2	48	122	39.3	77	100	77.0	15	75	2.4	172	86	48	38	2	393	12.7
53-54	Atchison, Ken	6	-	0	2	0.0	0	0	0.0	0	0	0.0	0	0	0.0	0	0	0	0	0	0	0.0
65-68	Avery, John	59	-	117	248	47.2	0	0	0.0	50	67	74.6	0	68	1.2	0	0	59	0	0	284	4.8
99-02	Badu, Earl	18	33	2	5	40.0	0	1	0.0	0	4	0.0	0	4	0.2	9	3	2	0	0	4	0.3
78-82	Baldwin, Taylor	4	26	75	123	61.0	0	0	0.0	49	77	63.6	0	167	2.0	20	0	129	5	50	199	2.4
61-64	Barton, Joe	38	-	44	101	43.6	0	0	0.0	30	47	63.8	0	109	2.9	0	0	71	0	0	118	3.1
82-86	Baxter, Jeff	118	1733	214	461	46.4	6	15	40.0	117	161	72.7	0	116	1.0	196	0	138	46	3	551	4.7
95-02	Baxter, Lonny	138	3373	712	1287	55.3	3	5	60.0	431	718	60.0	347	998	7.2	96	225	408	120	227	1858	13.5
57-60	Bechtel, Jerry	71	-	230	555	41.4	0	0	0.0	153	214	71.5	0	260	3.7	0	0	0	0	0	613	8.6
82-86	Bias, Len	131	4302	838	1562	53.6	3	11	27.3	470	591	79.5	0	745	5.7	168	0	332	84	87	2149	16.4
76-80	Bilney, John	88	-	59	133	44.4	0	0	0.0	34	73	46.6	0	197	2.2	41	0	132	28	20	152	1.7
99-03	Blake, Steve	138	4312	374	932	40.1	182	478	38.1	209	271	77.1	84	465	3.4	972	453	290	234	38	1139	8.3
69-72	Blank, Charlie	70	-	185	389	47.6	0	0	0.0	63	96	65.6	0	246	3.5	58	0	124	0	0	433	6.2
70-73	Boeell, Bob	88	-	204	387	52.7	0	0	0.0	157	217	72.4	0	228	2.6	241	0	141	0	0	565	6.4
93-97	Booth, Keith	126	3869	589	1291	45.6	22	105	21.0	576	824	69.9	326	916	7.3	296	403	407	193	72	1776	14.1
93-94	Bosnic, Nick	28	227	31	75	41.3	8	23	34.8	12	17	70.6	14	41	1.5	13	18	25	8	4	82	2.9
75-78	Boston, Lawrence	2	-	438	760	57.6	0	0	0.0	131	191	68.6	0	629	7.7	67	0	261	44	48	1007	12.3
73-74	Bowen, Bob	8	-	0	4	0.0	0	0	0.0	0	0	0.0	0	6	0.8	0	0	1	0	0	0	0.0
03-06	Bowers, Will	82	840	63	160	39.4	1	5	33.3	41	67	61.2	48	145	1.8	32	46	141	10	42	168	2.0
73-76	Boyle, John	44	-	9	25	36.0	0	0	0.0	2	7	28.6	0	30	0.7	2	0	14	0	0	20	0.5
81-85	Branch, Adnan	13	4179	767	1579	48.6	29	81	35.8	454	607	74.8	0	546	4.4	292	0	372	110	50	2017	16.4
63-66	Brayton, Neil	76	-	278	652	42.6	0	0	0.0	157	207	75.8	0	344	4.5	0	0	270	0	0	713	9.4
91-95	Bristol, Wayne	100	763	87	224	38.8	31	101	30.7	60	102	58.8	51	101	1.0	60	53	82	33	9	265	2.6
88-92	Brodnax, Vince	101	2178	210	429	49.0	0	1	0.0	176	242	72.7	137	296	3.0	204	141	207	88	8	596	5.9
53-54	Brooks, Ronnie	30	-	29	86	33.7	0	0	0.0	24	40	60.0	0	0	0.0	0	0	0	0	0	82	2.7
64-65	Brotman, Don	7	-	2	8	25.0	0	0	0.0	4	5	80.0	0	2	0.3	0	0	9	0	0	8	1.1
70-73	Brown, Darrell	76	-	148	300	49.3	0	0	0.0	62	100	62.0	0	220	2.9	61	0	108	0	0	358	4.7
66-68	Brown, Larry	6	-	0	2	0.0	0	0	0.0	0	0	0.0	0	1	0.2	0	0	0	0	0	0	0.0
05-	Brown, Parrish	29	248	23	53	43.4	7	18	38.9	24	28	85.7	7	32	1.1	51	37	19	12	1	77	2.7
72-75	Brown, Owen	87	-	335	690	48.6	0	0	0.0	118	159	74.2	0	440	5.1	68	0	204	0	0	788	9.1
76-79	Bryant, Bill	55	-	160	353	45.3	0	0	0.0	91	125	72.8	0	129	2.3	97	0	90	37	18	411	7.5
57-60	Bunge, Al	75	-	339	842	40.3	0	0	0.0	257	389	66.1	0	795	10.6	0	0	0	0	0	935	12.5
89-93	Burns, Evers	113	2548	545	1092	49.9	1	4	25.0	224	365	61.4	261	634	5.6	101	170	288	114	64	1315	11.6
02-06	Caner-Medley, Nik	127	3545	570	1240	46.0	116	344	33.7	317	427	74.2	248	659	5.2	222	247	260	146	86	1573	12.4
62-65	Carlson, Phil	62	-	119	258	46.1	0	0	0.0	62	108	57.4	0	213	3.4	0	0	82	0	0	300	4.8
60-63	Carpenter, Connie	58	-	103	239	43.1	0	0	0.0	30	40	75.0	0	105	1.8	0	0	28	0	0	236	4.1
71-72	Cartwright, Mark	15	-	45	82	54.9	0	0	0.0	20	30	66.7	0	54	3.6	6	0	20	0	0	110	7.3
97-01	Cephas, LaRon	64	275	30	81	37.0	4	9	44.4	9	22	40.9	16	69	1.1	3	14	47	5	7	73	1.1
89-91	Chamberlain, Kevin	7	11	1	5	20.0	0	0	0.0	0	0	0.0	1	1	0.1	0	0	1	0	0	2	0.3
74-75	Cherry, Mike	4	-	2	3	66.7	0	0	0.0	0	0	0.0	0	4	1.0	1	0	0	0	0	4	1.0
04-06	Chukura, Gini	17	33	2	9	22.2	1	3	33.3	1	6	16.7	7	10	0.6	0	1	2	2	1	6	0.4
63-66	Cian, Jack	73	-	133	301	44.2	0	0	0.0	141	190	74.2	0	174	2.4	0	0	122	0	0	407	5.6
82-84	Coleman, Ben	62	2089	376	638	58.9	0	0	0.0	193	282	68.4	0	511	8.2	85	0	211	42	75	945	15.2
01-03	Collins, Andre	41	191	34	58	58.6	11	25	44.0	10	15	66.7	1	19	0.5	36	18	15	16	0	89	2.2
76-77	Crawford, Mark	16	-	2	9	22.2	0	0	0.0	12	13	92.3	0	4	0.3	2	0	7	2	1	16	1.0
56-59	Danko, Gene	58	-	92	245	37.6	0	0	0.0	110	155	71.0	0	138	2.4	0	0	0	0	0	294	5.1
74-77	Davis, Brad	84	-	386	721	53.5	0	0	0.0	254	318	79.9	0	262	3.1	431	0	247	25	12	1026	12.2
76-78	Davis, Mike	45	-	88	189	46.6	0	0	0.0	75	114	65.8	0	286	6.4	16	0	140	21	62	251	5.6
95-98	Davis, Nick	79	-	357	809	44.1	0	0	0.0	147	204	72.1	0	263	3.3	0	0	0	0	0	881	10.9
63-67	DeCosmo, Mike	46	-	63	211	29.9	0	0	0.0	45	96	80.4	0	88	1.9	0	0	78	0	0	171	3.7
85-89	Dickerson, Dave	100	2036	193	450	42.9	24	80	30.0	105	148	70.9	116	334	3.3	140	69	264	26	34	515	5.2
53-55	Dilworth, Bob	46	-	63	149	42.3	0	0	0.0	40	74	54.1	0	155	3.4	0	0	0	0	0	166	3.6
98-02	Dixon, Juan	141	4002	802	1713	46.8	239	615	38.9	426	501	85.0	199	599	4.2	371	355	282	92	7	2289	16.1
90-92	Downing, Matt	51	586	52	132	39.4	20	65	30.8	40	62	64.5	32	73	1.4	65	47	72	21	0	164	3.2
65-68	Dreschler, Rich	52	-	162	365	44.4	0	0	0.0	84	128	65.6	0	380	7.3	0	0	118	0	0	408	7.8
81-85	Dressell, Chuck	58	255	29	77	37.7	1	5	20.0	48	77	62.3	0	24	0.4	13	0	30	5	1	107	1.8
55-56	Dunlap, Don	16	-	5	13	38.5	0	0	0.0	8	14	57.1	0	20	1.3	0	0	0	0	0	18	1.1
60-63	Eicher, Bob	66	-	262	646	40.6	0	0	0.0	159	219	72.6	0	320	4.8	0	0	109	0	0	683	10.3
95-99	Ekeze, Obinna	118	2830	408	815	50.1	0	12	0.0	356	544	65.4	253	671	5.7	104	243	355	73	125	1172	9.9
94-98	Elliott, Rodney	123	2227	343	704	48.7	43	128	33.6	212	309	68.6	198	570	4.6	117	141	286	64	44	941	7.7
71-74	Emore, Len	86	-	408	836	48.8	0	0	0.0	201	278	72.3	0	1053	12.2	120	0	210	0	0	1017	11.8
88-90	Ebienne, Max	11	19	5	8	62.5	0	0	0.0	2	4	50.0	2	3	0.3	0	1	4	0	0	12	1.1
53-55	Everett, Bob	54	-	207	446	46.4	0	0	0.0	201	309	65.0	0	250	4.6	0	0	0				

2006-07 MARYLAND MEN'S BASKETBALL



1 TEAM

Year	Name	G	MIN	FG	FGA	PCT	3PT	3PA	PCT	FT	FTA	PCT	OR	TR	AVG	AST	TO	PF	STL	BLK	PTS	AVG
85-86	Gregg, David	15	106	10	17	58.8	0	0	0.0	9	19	47.4	0	11	0.7	2	-	14	2	6	29	1.9
01-05	Ginnon, Mike	59	256	13	39	33.3	5	17	29.4	15	21	71.4	17	49	0.8	18	19	18	4	9	46	0.8
72-75	Hahn, Billy	58	-	40	70	57.1	0	0	0.0	16	29	55.2	0	24	0.4	55	0	36	0	0	96	1.7
96-00	Hahn, Matt	43	110	8	21	38.1	1	9	11.1	20	32	62.5	2	10	0.2	24	14	6	6	0	37	0.9
56-59	Halleck, Jim	71	-	160	409	39.1	0	0	0.0	213	297	71.7	0	381	5.4	0	0	0	0	0	533	7.5
75-76	Hand, Pat	9	-	0	2	0.0	0	0	0.0	2	2	100.0	0	2	0.2	2	0	2	0	0	2	0.2
54-57	Hardiman, Bob	43	-	9	28	32.1	0	0	0.0	19	32	59.4	0	20	0.5	0	0	0	0	0	37	0.9
64-67	Hamington, Joe	63	-	209	427	48.9	0	0	0.0	138	217	63.6	0	344	5.5	0	0	161	0	0	556	8.8
77-79	Hart, Bob	16	-	4	4	100.0	0	0	0.0	2	2	100.0	0	5	0.3	1	0	3	2	0	10	0.6
76-80	Henderson, David	38	-	13	21	61.9	0	0	0.0	9	15	60.0	0	33	0.9	4	0	18	0	5	35	0.9
02-05	Henry, Danen	24	58	8	17	47.1	0	0	0.0	1	3	33.3	5	12	0.5	3	1	7	4	3	17	0.7
68-70	Hetzl, Will	76	-	547	1242	44.0	0	0	0.0	276	353	78.2	0	689	9.1	56	0	240	0	0	1370	18.0
92-96	Hipp, Exree	121	3442	524	1120	46.8	84	286	29.4	240	362	66.3	186	488	4.0	326	250	305	120	37	1372	11.3
95-96	Hite, Kelly	11	36	2	8	25.0	0	4	0.0	6	12	50.0	3	11	1.0	0	4	5	2	0	10	0.9
60-61	Hodor, George	15	-	3	16	18.8	0	0	0.0	13	20	65.0	0	6	0.4	-	0	0	0	0	19	1.3
80-84	Holbert, Pete	75	552	83	203	40.9	2	7	28.6	62	80	77.5	0	76	1.0	22	0	42	7	2	230	3.1
99-03	Holden, Tahj	128	2260	214	489	43.8	55	138	39.9	216	302	71.5	103	358	2.8	144	104	291	86	132	699	5.5
86-87	Holland, Pat	5	11	1	7	14.3	0	1	0.0	0	0	0.0	1	2	0.4	0	0	2	0	2	2	0.4
88-88	Hood, Steve	55	1502	216	456	47.4	61	148	41.2	102	149	68.5	38	173	3.1	111	45	117	34	5	595	10.8
67-70	Horst, Rod	76	-	354	743	47.6	0	0	0.0	152	218	69.7	0	651	8.6	16	0	126	0	0	860	11.3
90-92	Horton, Frank	14	26	4	11	36.4	1	6	16.7	0	0	0.0	1	4	0.3	3	3	2	1	1	9	0.6
72-76	Howard, Maunoe	112	-	485	886	54.7	0	0	0.0	191	250	76.4	0	262	2.3	219	0	282	0	0	1161	10.4
78-78	Hunter, Jo	54	-	234	491	47.7	0	0	0.0	100	123	81.3	0	97	1.8	84	0	94	50	3	568	10.5
03-06	Ibekwe, Ekene	94	1831	261	598	47.0	9	37	24.3	192	333	57.7	181	525	5.6	60	172	276	77	142	763	8.1
78-82	Jackson, Reggie	118	1080	177	462	38.3	0	0	0.0	104	159	65.4	0	211	1.8	223	0	245	69	23	458	3.9
94-98	Jaskiewicz, Sarunas	120	2303	317	725	43.7	136	363	37.5	159	217	73.3	64	234	2.0	273	196	208	95	16	929	7.7
59-62	Jelus, Paul	72	-	229	528	43.4	0	0	0.0	191	258	74.0	0	357	5.0	0	0	48	0	0	649	9.0
85-85	Johnson, John	109	2533	322	700	46.0	59	166	35.5	263	347	75.8	49	204	1.9	229	95	138	51	4	966	8.9
66-69	Johnson, Pete	75	-	408	994	41.0	0	0	0.0	171	243	70.4	0	262	3.5	0	0	188	0	0	987	13.2
65-68	Jones, Bill	65	-	228	601	37.9	0	0	0.0	121	183	66.1	0	292	4.5	0	0	174	0	0	577	8.9
03-06	Jones, Mike	94	1494	240	585	41.0	122	311	29.2	110	136	80.9	78	171	2.5	82	116	129	54	18	712	7.6
84-85	Jones, Tom	70	1845	231	437	52.9	0	0	0.0	69	101	68.3	0	310	4.4	73	0	153	38	19	531	7.6
93-95	Judd, Donny	18	38	10	23	43.5	3	9	33.3	9	15	60.0	6	11	0.6	3	4	4	2	0	32	1.8
88-90	Kaluzinski, Matt	16	36	4	8	50.0	1	1	100.0	1	2	50.0	1	8	0.5	1	7	2	0	0	10	0.6
86-88	Karver, Mark	35	233	24	51	47.1	4	10	40.0	22	27	81.5	16	34	1.0	26	5	34	9	3	74	2.1
86-90	Kasoff, Mitch	44	105	10	42	23.8	1	8	12.5	13	24	54.2	9	21	0.5	17	9	18	9	0	34	0.8
69-71	Kebeck, Steve	47	-	98	235	41.7	0	0	0.0	33	49	67.3	0	45	1.0	31	0	21	0	0	229	4.9
59-62	Kelleher, Bruce	68	-	328	748	43.9	0	0	0.0	198	256	77.3	0	213	3.1	0	0	51	0	0	854	12.6
91-93	Kerwin, Chns	57	1341	139	279	49.8	0	2	0.0	42	87	48.3	104	287	5.0	29	64	181	23	61	320	5.6
53-56	Kessler, Bob	78	-	440	1126	39.1	0	0	0.0	386	587	65.8	0	599	7.7	0	0	0	0	0	1266	16.2
77-81	King, Albert	118	1075	862	1673	51.5	0	0	0.0	334	431	77.5	0	715	6.1	304	0	314	119	50	2058	17.4
90-91	Kjome, Enc	20	89	9	20	45.0	1	3	33.3	14	27	51.9	7	20	1.0	2	6	17	2	0	33	1.7
93-98	Kovank, Matt	129	1359	74	169	43.8	6	29	20.7	63	101	62.4	56	181	1.4	167	110	167	58	5	217	1.7
57-60	Krukar, Pete	55	-	43	108	39.8	0	0	0.0	34	52	65.4	0	57	1.0	0	0	0	0	0	120	2.2
67-68	Labonia, Gene	7	-	0	2	0.0	0	0	0.0	4	5	80.0	0	3	0.4	0	0	5	0	0	4	0.6
84-85	Lancaster, Wally	7	25	5	10	50.0	0	0	0.0	0	0	0.0	0	1	0.1	3	0	2	0	0	10	1.4
04-06	Lebetter, Sterling	55	855	49	136	36.0	7	29	24.1	48	68	70.6	34	108	2.0	107	92	80	25	2	153	2.8
62-65	Lewis, Bob	27	-	18	36	50.0	0	0	0.0	9	27	33.3	0	43	1.6	0	0	23	0	0	45	1.7
87-91	Lewis, Cedric	95	1882	198	416	47.6	0	0	0.0	139	255	54.5	147	424	4.5	37	119	194	70	239	535	5.6
84-88	Lewis, Demok	127	4202	564	1044	54.0	16	38	42.1	314	487	64.5	120	948	7.5	182	83	388	137	339	1458	11.5
83-86	Long, Terry	92	987	87	164	53.0	0	0	0.0	57	98	58.2	0	208	2.3	40	0	122	28	26	231	2.5
55-56	Love, John	9	-	0	6	0.0	0	0	0.0	2	3	66.7	0	1	0.1	0	0	0	0	0	2	0.2
72-76	Lucas, John	110	-	862	1643	52.5	0	0	0.0	291	374	77.8	0	374	3.4	514	0	276	0	0	2015	18.3
92-96	Lucas, Mano	116	1925	295	713	41.4	62	171	36.3	135	230	58.7	169	436	3.8	50	139	214	59	44	787	6.8
68-69	MacDonald, Jon	37	-	18	54	33.3	0	0	0.0	10	19	52.6	0	18	0.5	0	0	17	0	0	46	1.2
75-77	Magid, Bhan	46	-	69	129	53.5	0	0	0.0	30	35	85.7	0	23	0.5	16	0	27	5	0	168	3.7
77-81	Manning, Greg	118	1036	623	1068	58.3	0	0	0.0	315	367	85.8	0	181	1.5	271	0	228	66	7	1561	13.2
97-01	Mardesch, Mike	137	1866	213	513	41.5	0	0	0.0	86	150	57.3	171	447	38.3	80	136	222	45	74	512	3.7
59-62	Marshall, Ted	57	-	69	178	38.8	0	0	0.0	46	74	62.2	0	157	2.8	0	0	58	0	0	184	3.2
53-54	Martin, Bill	19	-	12	36	33.3	0	0	0.0	21	27	77.8	0	0	0.0	0	0	0	0	0	45	2.4
88-90	Martin, Jesse	61	1034	165	351	47.0	3	19	15.8	73	104	70.2	72	160	2.6	107	88	121	33	11	406	6.7
85-90	Massenburg, Tony	112	2939	524	1001	52.3	0	3	0.0	306	476	64.3	270	722	6.4	51	174	300	61	97	1354	12.1
99-03	McCall, Calvin	72	709	72	168	42.9	19	64	29.7	31	46	67.4	42	130	1.8	65	46	64	47	10	194	2.7
86-90	McCoy, Teyon	89	2327	221	507	43.6	132	316	41.8	125	167	74.9	34	156	1.8	294	88	235	59	3	699	7.9
02-06	McCray, Chns	103	2554	365	789	46.2	103	312	33.0	275	322	85.4	110	349	3.4	264	190	229	166	47	1108	10.8
58-61	McDonald, Bob	52	-	178	403	44.2	0	0	0.0	85	106	80.2	0	387	7.4	0	0	0	0	0	441	8.5
56-57	McGinnis, Wayne	16	-	8	15	53.3	0	0	0.0	13	25	52.0	0	36	2.0	0	0	0	0	0	29	1.6
90-91	McGlone, Mark	11	24	1	5	20.0	0	0	0.0	4	6	66.7	3	6	0.5	2	3	7				



2002 NCAA CHAMPIONS
2004 ACC CHAMPIONS

27 SPORTS

Year	Name	G	MIN	FG	FGA	PCT	3PT	3PA	PCT	FT	FTA	PCT	OR	TR	AVG	AST	TO	PF	STL	BLK	PTS	AVG
86-87	Nevin, Phil	13	38	1	2	50.0	0	0	0.0	2	9	22.2	5	17	1.3	1	0	7	2	2	4	0.3
74-76	Newsome, John	37	-	29	61	47.5	0	0	0.0	32	41	78.0	0	72	1.9	5	0	29	0	0	90	2.4
99-03	Nicholas, Drew	138	2868	413	910	45.4	176	447	39.4	219	277	79.1	63	294	2.1	307	179	191	91	33	1221	8.8
59-62	Nolsinger, Mike	53	-	45	102	44.1	0	0	0.0	25	39	64.1	0	44	0.8	0	0	30	0	0	115	2.2
69-70	Norman, Steve	10	-	8	16	50.0	0	0	0.0	1	3	33.3	0	4	0.4	2	0	4	0	0	17	1.7
54-57	O'Brien, Bob	74	-	389	957	40.6	0	0	0.0	194	271	71.6	0	422	5.7	0	0	0	0	0	972	13.1
70-73	O'Brien, Jim	83	-	467	962	48.5	0	0	0.0	301	375	80.3	0	476	5.7	215	0	217	0	0	1235	14.9
82-85	Palmer, Bryan	24	86	1	10	10.0	0	0	0.0	13	21	61.9	0	25	1.0	5	0	16	1	4	15	0.6
74-76	Patton, Chris	33	-	52	99	52.5	0	0	0.0	36	48	75.0	0	90	2.7	3	0	47	0	0	140	4.2
77-78	Peterson, Bruce	5	-	3	6	50.0	0	0	0.0	0	0	0.0	0	6	1.2	1	0	1	0	0	6	1.2
53-54	Peterson, John	15	-	6	18	33.3	0	0	0.0	5	8	62.5	0	0	0.0	0	0	0	0	0	17	1.1
92-93	Petrovic, Nemanja	10	91	13	33	39.4	0	0	0.0	12	15	80.0	21	33	3.3	3	8	17	0	5	38	3.8
80-82	Pittman, Charles	55	1361	165	261	63.2	0	0	0.0	115	167	68.9	0	289	5.3	26	0	125	27	50	445	8.1
71-74	Porac, Rich	69	-	51	120	42.5	0	0	0.0	41	59	69.5	0	30	0.4	112	0	55	0	0	143	2.1
86-87	Powell, Ivan	26	320	54	116	46.6	23	53	43.4	24	26	92.3	10	23	0.9	17	0	25	5	0	155	6.0
67-69	Prebula, John	9	-	0	1	0.0	0	0	0.0	0	0	0.0	0	4	0.4	0	0	1	0	0	0	0.0
95-99	Proff, Laron	125	3389	583	1229	47.4	105	326	32.2	295	430	68.6	181	572	4.6	287	317	276	251	76	1566	12.5
91-93	Rainge, Alan	13	38	5	12	41.7	0	0	0.0	6	10	60.0	0	3	0.2	2	5	3	0	0	16	1.2
01-03	Randle, Ryan	65	1118	223	444	50.2	2	5	40.0	76	127	59.8	114	330	5.1	31	66	134	57	54	524	8.1
93-97	Raydo, Matt	38	83	6	22	27.3	1	11	9.1	10	19	52.6	3	12	0.3	17	11	12	7	0	23	0.6
86-87	Reyes, Andre	23	153	8	21	38.1	0	0	0.0	6	7	85.7	13	22	1.0	3	0	16	1	7	22	1.0
92-96	Rhodes, Johnny	122	4070	684	1482	46.2	186	557	33.4	189	315	60.0	285	704	5.8	437	291	342	344	62	1743	14.3
80-84	Rivers, Steve	82	798	109	221	49.3	22	39	56.4	38	62	61.3	0	42	0.5	54	0	78	8	3	278	3.4
79-82	Robinson, Jon	24	39	17	41	41.5	0	0	0.0	16	26	61.5	0	9	0.4	18	0	14	12	1	50	2.1
90-91	Roe, Matt	28	973	170	414	41.1	48	156	30.8	109	136	80.1	58	154	5.5	72	59	53	17	1	497	17.8
72-75	Roy, Tom	86	-	225	416	54.1	0	0	0.0	125	200	62.5	0	586	6.8	61	0	248	0	0	575	6.7
53-56	Sandower, John	69	-	137	363	37.7	0	0	0.0	107	161	66.5	0	342	5.0	0	0	0	0	0	381	5.5
69-70	Sanders, Harvey	9	-	2	7	28.6	0	0	0.0	0	1	0.0	0	3	0.3	2	0	3	0	0	4	0.4
54-56	Schauffer, Drew	40	-	33	113	29.2	0	0	0.0	43	61	70.5	0	142	3.6	0	0	0	0	0	109	2.7
59-61	Schroeder, Dave	20	-	1	6	16.7	0	0	0.0	1	2	50.0	0	12	0.6	0	0	0	0	0	3	0.2
57-60	Shanahan, Jerry	48	-	37	78	47.4	0	0	0.0	38	63	60.3	0	67	1.4	0	0	0	0	0	112	2.3
74-77	Sheppard, Steve	76	-	491	927	53.0	0	0	0.0	237	329	72.0	0	582	7.7	99	0	176	27	2	1219	16.0
62-63	Shively, Rudy	11	-	13	23	56.5	0	0	0.0	3	8	37.5	0	16	1.5	0	0	6	0	0	29	2.6
75-79	Shrader, Eric	35	-	10	23	43.5	0	0	0.0	10	19	52.6	0	2	0.1	6	0	6	2	0	30	0.9
53-54	Shue, Gene	30	-	237	469	50.5	0	0	0.0	180	228	78.9	0	0	0.0	0	0	0	0	0	654	21.8
91-95	Shultz, Kurtis	67	367	27	71	38.0	5	12	41.7	17	28	60.7	28	71	1.0	13	21	34	9	3	76	1.1
92-96	Simpkins, Duane	119	3191	341	765	44.6	130	320	40.6	311	383	81.2	37	246	2.1	483	325	255	120	16	1123	9.4
95-97	Smith, Atman	15	39	7	17	41.2	1	7	14.3	2	8	25.0	3	11	0.7	4	9	6	2	0	17	1.1
90-92	Smith, Garfield	43	1089	190	403	47.1	7	33	21.2	75	113	66.4	90	249	5.8	53	88	132	45	22	462	10.7
02-04	Smith, Jamar	62	1406	245	559	43.8	5	18	27.8	99	203	48.8	133	401	6.5	48	103	125	32	49	594	9.6
93-95	Smith, Joe	64	2098	451	819	55.1	11	26	42.3	377	511	73.8	244	683	10.7	62	132	175	96	190	1290	20.2
91-92	Soto, Gene	11	55	6	20	30.0	0	3	0.0	2	9	22.2	7	13	1.2	3	2	7	3	2	14	1.3
60-63	Stasulatis, Bill	53	-	181	433	41.8	0	0	0.0	207	279	74.2	0	237	4.5	0	0	72	0	0	569	10.7
69-71	Still, Sparky	52	-	227	466	48.7	0	0	0.0	112	190	58.9	0	428	8.2	60	0	153	0	0	566	10.9
68-71	Stobaugh, Dick	42	-	62	163	38.0	0	0	0.0	28	39	71.8	0	120	2.9	3	0	69	0	0	152	3.6
95-99	Stokes, Terrell	128	3461	222	519	42.8	89	235	37.9	145	223	65.0	46	304	2.4	593	283	294	191	29	678	5.3
03-06	Strawberry, D.J.	77	1908	214	478	44.8	35	110	31.8	158	257	61.5	65	219	2.8	198	169	182	133	33	621	8.1
63-64	Suder, George	25	-	137	298	46.0	0	0	0.0	53	75	70.7	0	66	2.6	0	0	50	0	0	327	13.1
67-69	Sullivan, Bill	24	-	38	84	45.2	0	0	0.0	14	29	48.3	0	54	2.3	0	0	32	0	0	90	3.8
73-74	Swetnam, Stan	12	-	7	13	53.8	0	0	0.0	2	2	100.0	0	6	0.5	1	0	2	0	0	16	1.3
90-93	Thibeault, Mike	52	185	13	51	25.5	5	25	20.0	17	29	58.6	16	37	0.7	23	12	38	14	2	48	0.9
69-70	Thomas, Al	1	-	0	0	0.0	0	0	0.0	0	0	0.0	0	0	0.0	0	0	0	0	0	0	0.0
75-77	Tillman, James	41	-	91	195	46.7	0	0	0.0	45	57	78.9	0	80	2.0	26	0	57	11	0	227	5.5
71-74	Tnmbie, Jap	53	-	136	271	50.2	0	0	0.0	62	91	68.1	0	116	2.2	69	0	90	0	0	334	6.3
55-56	Urbanik, John	12	-	9	32	28.1	0	0	0.0	7	16	43.8	0	42	3.5	0	0	0	0	0	25	2.1
80-84	Veal, Herman	103	2672	260	518	50.2	0	1	0.0	220	293	75.1	0	636	6.2	89	0	265	55	19	740	7.2
66-67	Verth, Dennis	7	-	0	0	0.0	0	0	0.0	0	0	0.0	0	0	0.0	0	0	1	0	0	0	0.0
54-55	Vodopia, Mark	10	-	0	4	0.0	0	0	0.0	2	3	66.7	0	2	0.2	0	0	0	0	0	2	0.2
87-90	Walker, Rodney	21	107	14	26	53.8	0	0	0.0	5	11	45.5	8	19	0.9	2	14	15	2	1	33	1.6
91-93	Walsh, John	48	379	37	103	35.9	5	15	33.3	38	49	77.6	35	76	1.6	18	16	48	13	3	117	2.4
63-66	Ward, Gary	65	-	450	972	46.3	0	0	0.0	194	248	78.2	0	615	9.5	0	0	182	0	0	1094	16.8
67-69	Wamen, Homer	14	-	11	24	45.8	0	0	0.0	11	18	61.1	0	25	1.8	0	0	16	0	0	33	2.4
73-74	Washington, Wilson	1	-	5	5	100.0	0	0	0.0	0	2	0.0	0	2	2.0	0	0	1	0	0	10	10.0
96-99	Watkins, Brian	54	363	52	111	46.8	4	10	40.0	31	51	60.8	27	103	1.9	9	34	50	7	10	139	2.6
53-55	Webster, Dave	45	-	28	84	33.3	0	0	0.0	31	48	64.6	0	22	0.5	0	0	0	0	0	87	1.9
56-59	Wengarten, Doc	53	-	39	92	42.4	0	0	0.0	60	81	74.1	0	105	2.0	0	0	0	0	0	138	2.6
72-73	White, Donald	14	-	5	11	45.5	0	0	0.0	2	4	50.0	0	5	0.4	1	0	9	0	0	12	0.9
70-73	White, Howard	76	-	293	680	43.1	0	0	0.0	128	186	68.8	0	160	2.1	155	0	101	0	0	714	9.4
00-02																						



1 TEAM

COLE FIELD HOUSE

Its official name is the "William P. Cole Jr. Student Activities Building."

That is the name that can be read on the structure that still sits between the tennis courts and the university's student union, on the main thoroughfare of the campus of the University of Maryland, College Park. It is no longer, however, the home of Maryland basketball, as it was for 47 years since December of 1955.

Everyone just called it "Cole." Like Kentucky, where the Wildcats play at "Rupp." Or in Westwood, where UCLA plays at "Pauley."

The building is Cole Field House, even though that description appears nowhere officially. The nation's only on-campus arena to play host to multiple Final Fours, it has hosted numerous NCAA tournaments for basketball, volleyball and wrestling. It also hosted a U.S. vs. China ping-pong match in 1972 before a capacity crowd in what was the first sporting event held between the two nations; it hosted U.S. Presidents and, in September 1974, it even hosted Elvis.

Besides the all-black starting five of Texas Western taking the floor against Kentucky in the national championship game of 1966, Cole Field House was also home to the first black basketball players in the ACC — Maryland's Billy Jones (1966-68) and Pete Johnson (1967-69).

In 47 seasons, Terrapin teams were 486-151 at Cole Field House. A few of Cole's most memorable basketball moments:

COLE WAS A HOUSE OF HORRORS FOR NO. 1 TEAMS

Cole Field House bears distinction as having hosted more upsets of No. 1-ranked teams than any building in the country.

When the No. 3-ranked Terrapins dispatched top-rated Duke on Feb. 27, 2002, it was Cole Field House's seventh game in which a No. 1 ranked team has fallen.

Including NCAA Tournament games, Notre Dame's Joyce Athletics & Convocation Center has hosted six No. 1 upsets and Oklahoma's Lloyd Noble Center has been the site of five.

At Cole, Maryland has beaten the nation's top team in six of those seven games. Also at Cole, No. 3-ranked Texas Western topped No. 1 Kentucky during the 1966 Final Four.

1955

Cole Field House dedicated at a cost of \$3.3 million. Maryland defeats Virginia, 67-55, on Dec. 2 in the first game in the new facility.

1958

Cole is home to the Atlantic Coast Conference champions and Maryland's first NCAA Tournament team.

1965

Bill Bradley scored 41 points in the NCAA East Region championship game as Princeton topped Providence, 109-69.

1966

Cole plays host to the NCAA Final Four. In the semifinals, Kentucky defeats Duke and Texas Western (now Texas-El Paso) defeats Utah. Texas Western then defeats Kentucky in one of the most historic championship games in history.

1970

Cole plays host to the NCAA Final Four for the second time. UCLA defeats Jacksonville for the title as Sidney Wicks outduels Artis Gilmore. It was the fourth of UCLA's seven consecutive NCAA championships.

1971

Maryland defeats No. 2 South Carolina, 31-30, in one of the great "slow-down" games in the history of Cole. Leading only 4-3 at halftime, Maryland needed a lay-up from Jim O'Brien to tie the game with five seconds to go in regulation and an 11-foot jumper from O'Brien to win the game with four seconds remaining in OT.

1972

Cole is home to the National Invitation Tournament champions — the Maryland Terrapins.

The Cole Field House single-game attendance record of 15,287 was set as Maryland played host to North Carolina on Feb. 16. Maryland won 79-77 in an overtime thriller.

1975

Cole was the site of the first women's basketball game ever to be televised.

1979

On Super Bowl Sunday, Larry Gibson sank a free throw with one second on the clock to boost the Terps past top-ranked Notre Dame, 67-66, on Jan. 27, 1979. Gibson scored 11 points that day while Ernest Graham scored 28 and Buck Williams grabbed 15 rebounds.

1984

Cole is home to the ACC champion Terrapins.

1991

In the NCAA Eastern Regional first round, 15th-seeded Richmond defeats No. 2 seed Syracuse, 73-69, in one of the great upsets in NCAA Tournament history. It was only the second time in the history of the tournament that a No. 15 seed had defeated a No. 2 seed.

1992

On Jan. 15, 1992, No. 3 Maryland hosted No. 2 Virginia in a women's basketball shootout before a sellout crowd of 14,500. The game still stands as the ACC attendance mark for a women's game.

Maryland defeats No. 10 North Carolina, 82-80, on a last-second tip-in by All-American Walt Williams. Williams put the Terps up 81-80 with 1.3 seconds remaining to lead the Terps past the Tar Heels in Cole for only the second time since the 1982-83 season.

1994

Before a sellout crowd on March 5, Maryland defeats Virginia, 70-68, to clinch a fourth-place tie in the ACC standings and virtually assure its first NCAA Tournament bid under Gary Williams.

1995

Maryland defeats No. 1 North Carolina, 86-73, in front of a sellout crowd and a national television audience.

1998

Maryland defeats No. 1 North Carolina, 89-83 in overtime, as Laron Profit scores 19 points overall and six during an overtime period. It marks the second time in three years that the Terps beat No. 1 North Carolina in Cole.

1999

Maryland sets a school record with 28 wins on the season, and the Terps host a record 14,455 fans per game at Cole. Junior sensation Steve Francis is named an All-American and later chosen as the second pick in the NBA draft.

2001

Maryland defeats Virginia 102-67 in the final game of the regular season to mark the most lopsided win ever, in the longtime series against its ACC rival. One week later, the Terps advance to their eighth straight NCAA Tournament berth and bring back to College Park the first Final Four banner in school history.

2002

Maryland defeats top-ranked Duke before a national television audience, 87-73, to take over first place in the ACC and mark the seventh time in Cole history that a No. 1 ranked team has been defeated.

Maryland beats Virginia 112-92 to win its first ACC regular season title since 1980, in what is the final game at Cole. A standing-room only crowd witnesses an emotional postgame event with returning All-Americans commemorating Cole's final game, followed by a net-cutting ceremony to celebrate the Terps' league title.

The NCAA Champion Terrapins return to Cole before a crowd of over 12,000 adoring fans, just hours after winning the first national championship in school history.



Lefty Driesell was the architect of Maryland's great teams of the '70s and '80s.



COLE BY THE NUMBERS

ATTENDANCE THROUGH THE YEARS

Home Games Only				Total Season Games			
Season	Games	Attendance	Avg.	Season	Games	Attendance	Avg.
1963-64	9	52,500	5,833	1963-64	26	132,200	5,084
1964-65	12	103,100	8,592	1964-65	26	185,500	7,135
1965-66	10	95,400	9,540	1965-66	25	221,000	8,840
1966-67	10	82,490	8,249	1966-67	25	164,390	6,576
1967-68	10	70,100	7,101	1967-68	24	144,950	6,040
1968-69	10	66,500	6,650	1968-69	26	152,005	5,746
1969-70	14	138,600	9,900	1969-70	26	221,153	8,506
1970-71	15	180,842	12,056	1970-71	26	273,553	10,521
1971-72	14	184,323	13,166	1971-72	32	352,436	11,014
1972-73	13	172,828	13,294	1972-73	30	340,964	11,365
1973-74	12	144,149	12,012	1973-74	28	301,164	10,756
1974-75	14	187,971	13,427	1974-75	29	314,341	10,839
1975-76	15	196,656	13,110	1975-76	28	343,785	12,278
1976-77	19	240,254	12,645	1976-77	27	325,777	12,066
1977-78	14	172,673	12,334	1977-78	28	305,001	10,893
1978-79	18	201,536	11,196	1978-79	30	316,449	10,548
1979-80	16	160,815	10,050	1979-80	31	317,559	10,242
1980-81	15	196,978	13,132	1980-81	31	398,036	12,840
1981-82	16	157,275	9,830	1981-82	29	286,264	9,871
1982-83	17	172,445	10,144	1982-83	30	308,340	10,278
1983-84	15	170,060	11,337	1983-84	32	353,551	11,048
1984-85	16	199,335	12,458	1984-85	37	393,459	10,634
1985-86	14	160,267	11,447	1985-86	33	335,937	10,180
1986-87	16	130,975	8,186	1986-87	26	241,118	9,274
1987-88	12	145,525	12,127	1987-88	31	355,597	11,471
1988-89	14	128,773	9,198	1988-89	29	276,604	9,538
1989-90	16	164,806	10,300	1989-90	33	306,339	9,293
1990-91	14	137,476	9,820	1990-91	28	267,401	9,550
1991-92	15	143,444	9,563	1991-92	29	323,755	11,164
1992-93	15	175,217	11,681	1992-93	28	321,673	11,488
1993-94	13	177,376	13,644	1993-94	30	360,993	12,033
1994-95	16	221,020	13,814	1994-95	34	437,268	12,861
1995-96	14	186,553	13,324	1995-96	30	399,616	13,321
1996-97	14	182,832	13,059	1996-97	32	388,300	12,134
1997-98	14	187,272	13,377	1997-98	32	446,213	13,944
1998-99	14	202,365	14,455	1998-99	34	473,626	13,930
1999-00	16	226,369	14,148	1999-00	35	503,648	14,390
2000-01	14	196,809	14,058	2000-01	36	528,916	14,692
2001-02	15	212,495	14,166	2001-02	36	623,898	17,331

Attendance records prior to 1963 are incomplete

COLE FIELD HOUSE MILESTONES

Dedicated:	December 2, 1955
Capacity:	14,500 (Courtside Seats: 96)
First Game:	December 2, 1955
First Win:	December 2, 1955 Maryland 67, Virginia 55
First Loss:	December 15, 1955 Kentucky 62, Maryland 61
100th Game:	December 18, 1964 Maryland 82, Wake Forest 64
200th Game:	January 23, 1973 Maryland 100, Long Island 73
300th Game:	February 23, 1980 Maryland 82, Virginia 71
400th Game:	January 10, 1987 Virginia 71, Maryland 64
500th Game:	December 2, 1993 Maryland 89, UMBC 80
600th Game:	February 2, 2000 Maryland 91, Virginia 79
100th Victory:	February 25, 1970 Maryland 83, West Virginia 76
200th Victory:	December 28, 1977 Maryland 91, Western Kentucky 78
300th Victory:	November 23, 1985 Maryland 84, Northeastern 72
400th Victory:	December 23, 1995 Maryland 104, American 79
486th Victory:	March 3, 2002 Maryland 112, Virginia 92

NCAA TOURNAMENTS AT COLE

1962 Eastern Regional

RSF: Wake Forest 96, St. Joseph's (Pa.) 85
Villanova 79, New York Univ. 76
RF: Wake Forest 79, Villanova 69
3P: New York Univ. 94, St. Joseph's (Pa.) 85

1963 Eastern Regional

RSF: [2] Duke 81, New York Univ. 76
St. Joseph's (Pa.) 97, West Virginia 88
RF: [2] Duke 73, St. Joseph's (Pa.) 69
3P: West Virginia 83, New York Univ. 73

1965 Eastern Regional

RSF: Princeton 66, North Carolina State 48
[4] Providence 81, St. Joseph's (Pa.) 73 (OT)
RF: Princeton 109, [4] Providence 69
3P: North Carolina State 83, St. Joseph's (Pa.) 81

1966 Final Four

NSF: [1] Kentucky 83, [2] Duke 79
[3] Texas Western 85, Utah 78
NF: [3] Texas Western 85, [1] Kentucky 65
3P: [2] Duke 79, Utah 77

1967 Eastern Regional

RSF: [4] North Carolina 78, [5] Princeton 70 (OT)
[9] Boston College 63, St. John's 62
RF: [4] North Carolina 96, [9] Boston College 80
3P: [5] Princeton 78, St. John's 58

1968 First Round

1R: [8] Davidson 79, St. John's 70
Columbia 83, La Salle 69

1969 Eastern Regional

RSF: [4] North Carolina 79, [9] Duquesne 78
[5] Davidson 79, [8] St. John's 69
RF: [4] North Carolina 87, [5] Davidson 85
3P: [9] Duquesne 75, [8] St. John's 72

1970 Final Four

NSF: [4] Jacksonville 94, [3] St. Bonaventure 83
[2] UCLA 93, [5] New Mexico State 77
NF: [2] UCLA 80, [4] Jacksonville 69
3P: [5] New Mexico State 79, [3] St. Bonaventure 73

1977 Eastern Regional


RSF: [3] Kentucky 93, [20] Virginia Military 78
[5] North Carolina 79, [10] Notre Dame 77
RF: [5] North Carolina 79, [3] Kentucky 72

1991 Eastern Regional

1R: [14] Oklahoma State 67, New Mexico State 54
NC State 114, Southern Mississippi 85
Temple 80, Purdue 63
Richmond 73, [7] Syracuse 69
2R: [14] Oklahoma State 73, NC State 64
Temple 77, Richmond 64

Legend: 1R-First Round; 2R-Second Round; RSF-Regional Semifinals; RF-Regional Final; NSF-National Semifinal; NF-National Final; 3P-Third Place

[] - brackets indicate AP rankings



HERDS IN THE PROS

M
Bb
Basketball



TERPS IN THE NBA DRAFT

Maryland's rising success under Gary Williams over the past 15 years has resulted in a growing number of Terrapin stars in the NBA ranks, and professionally overseas.

In the NBA specifically, the annual draft has become a barometer of Terrapin success, as Maryland has landed 15 players overall in the draft since Williams' return to College Park (an average of one per season) and eight draft picks since 1999 alone.

During Williams' 25-year career as a head coach, an incredible total of 28 players have been NBA draft choices.

In June of 2003, four-year point guard Steve Blake became the eighth Terp drafted over a five-year span with his selection in the second round by the Washington Wizards. In 2002, the Terps landed a pair of first round picks and three selections overall, as Chris Wilcox (8th, Los Angeles Clippers), Juan Dixon (17th, Washington Wizards) and Lonny Baxter (44th, Chicago Bulls) all were chosen from draft proceedings at Madison Square Garden. Wilcox, chosen eighth overall, was Maryland's first lottery pick since Steve Francis three years earlier. When Dixon was made the 17th pick of the draft, Maryland had placed two players in the first round for the first time since 1981.

Buoyed by three first and second round draft picks during the 1999 and 2002 NBA drafts, Maryland and Gary Williams have asserted themselves in recent years among the most prominent schools in developing NBA talent.

In '99, Steve Francis was chosen as the second pick of the first round, followed by second-round selections Obinna Ekezie and Laron Profit. One year later, Terence Morris was taken in the second round of the draft.

The Terps' NBA draft tally since 1999: eight draft picks, three first-round choices and two lottery selections

What's more, Francis, the No. 2 pick in that '99 draft, went on to become the NBA's Co-Rookie of the Year. By the 2002 season, Francis was voted to the NBA All-Star Game.

Chosen on draft day by the Vancouver Grizzlies, Francis was traded in the preseason to the Houston Rockets for whom he led all NBA rookies with 6.6 steals in 1999-00, and was the second-leading rookie scorer with 18 points per game.

Had Francis been the No. 1 overall selection, Maryland would have become the first school in NBA history to have three No. 1 selections. Previously, John Lucas was the top pick by the Houston Rockets in 1976 and Joe Smith was picked first by the Golden State Warriors in 1995.


The Terps' 2002 draft windfall brought the number of all-time Maryland lottery selections to five — a number that is tied for ninth among all NCAA schools. Wilcox's selection brought the number of lottery selections at Maryland under head coach Gary Williams to four. Overall, seven Maryland players and nine overall since 1987 have played for Gary Williams and become first-round draft picks with guaranteed contracts.

MARYLAND'S NBA LOTTERY HISTORY TEAMS WITH TWO NO. 1 OVERALL PICKS

Maryland: John Lucas, 1976; Joe Smith, 1995
Georgetown: Patrick Ewing, 1985; Allen Iverson, 1996
Houston: Elvin Hayes, 1968; Hakeem Olajuwon, 1984
Michigan: Cazzie Russell, 1966; Chris Webber, 1993
No. Carolina: James Worthy, 1982; Brad Daugherty, 1986
Purdue: Joe Barry Carroll, 1980; Glenn Robinson, 1994
UCLA: Kareem Abdul-Jabbar, 1969; Bill Walton, 1974

MOST ALL-TIME NBA LOTTERY PICKS

1. North Carolina (12)
2. Duke (11)
3. Michigan (7)
Connecticut (7)
Arizona (7)
- T6. Georgetown (6)
Kansas (6)
UNLV (6)
- T9. **Maryland (5)**
Georgia Tech (5)
Kentucky (5)
- T12. California (4)
Memphis (4)



Chris Wilcox with NBA Commissioner David Stern at the 2002 Draft.



Joe Smith with NBA Commissioner David Stern at the 1995 Draft.



Juan Dixon with NBA Commissioner David Stern at the 2002 Draft.



1 TEAM

TERPS' NBA DRAFT HISTORY

GARY WILLIAMS' NBA DRAFT PICKS

2003	Steve Blake	Maryland/Washington Wizards
2002	Chris Wilcox	Maryland/Los Angeles Clippers
	Juan Dixon	Maryland/Washington Wizards
	Lonny Baxter	Maryland/Chicago Bulls
2000	Terence Morris	Maryland/Houston Rockets
1999	Steve Francis	Maryland/Vancouver Grizzlies
	Obinna Ekezie	Maryland/Vancouver Grizzlies
	Laron Profit	Maryland/Orlando Magic
1997	Keith Booth	Maryland/Chicago Bulls
1995	Joe Smith	Maryland/Golden State Warriors
1993	Evers Burns	Maryland/Sacramento Kings
1992	Jim Jackson *	Ohio State/Dallas Mavericks
	Walt Williams	Maryland/Sacramento Kings
1990	Jerrold Mustaf	Maryland/New York Knicks
	Tony Massenburg	Maryland/San Antonio Spurs
1989	Dana Barros	Boston College/Seattle SuperSonics
	Jay Burson	Ohio State/San Antonio Spurs
	Chris Jant	Ohio State/Chicago Bulls
1987	Dennis Hopson	Ohio State/New Jersey Nets
1986	Dominic Pressley	Boston College/Seattle SuperSonics
1985	Michael Adams	Boston College/Sacramento Kings
	Stu Primus	Boston College/Indiana Pacers
1984	Martin Clark	Boston College/Philadelphia
	Jay Murphy	Boston College/Golden State
1983	John Garris	Boston College/Cleveland Cavaliers
	Ron Crevier	Boston College/Chicago Bulls
	Gordon Austin	American/Philadelphia 76ers
	Boo Bowers	American/Cleveland Cavaliers

* recruited to Ohio State by Gary Williams

GARY WILLIAMS' NBA FIRST ROUND DRAFT PICKS

2002	Chris Wilcox (#8 overall)	Maryland/Los Angeles Clippers
2002	Juan Dixon (#17 overall)	Maryland/Washington Wizards
1999	Steve Francis (#2 overall)	Maryland/Vancouver Grizzlies
1997	Keith Booth (#28 overall)	Maryland/Chicago Bulls
1995	Joe Smith (#1 overall)	Maryland/Golden State Warriors
1992	Jim Jackson (#5 overall)	Ohio State/Dallas Mavericks
1992	Walt Williams (#7 overall)	Maryland/Sacramento Kings
1990	Jerrold Mustaf (#17 overall)	Maryland/New York Knicks
1987	Dennis Hopson (#3 overall)	Ohio State/New Jersey Nets

ALL-TIME DRAFT PICKS


Year	Selection (Round/Team)
1954	Gene Shue (1st, #3 overall/Philadelphia)
1955	Bob Kessler (2nd/Fort Wayne)
1958	John Nacincik (3rd/Syracuse)
	Nick Davis (11th/Philadelphia)
1960	Al Bunge (1st, #7 overall/Philadelphia)
	Charlie McNeil (6th/New York)
	Jerry Bechtle (16th/New York)
1963	Jerry Greenspan (3rd/Syracuse)
1966	Gary Ward (6th/Boston)
1967	Jay McMillen (9th/L.A. Lakers)
	Joe Harrington (11th/Boston)
1970	Will Hetzel (9th/Baltimore)
1971	Barry Yates (8th/Philadelphia)
1973	Jim O'Brien (3rd/Portland)
	Bob Bodell (10th/Seattle)
	Howard White (14th/Washington)
1974	Tom McMillen (1st, #9 overall/Buffalo)
	Len Elmore (1st/#13 overall/Washington)
1975	Tom Roy (3rd/Portland)
	Owen Brown (9th/Phoenix)
1976	John Lucas (1st, #1 overall/Houston)
	Maurice Howard (2nd/Cleveland)
1977	Brad Davis (1st, #15 overall/L.A. Lakers)
1978	Larry Boston (4th/Washington)
1979	Larry Gibson (3rd/Milwaukee)
1981	Buck Williams (1st, #3 overall/New Jersey)
	Albert King (1st, #10 overall/New Jersey)
	Ernest Graham (3rd/Philadelphia)
	Greg Manning (7th/Denver)
1982	Charles Pittman (3rd/Phoenix)
1984	Ben Coleman (2nd/Chicago)
	Herman Veal (6th/Phoenix)
	Mark Fothergill (8th/Phoenix)
1985	Adnan Branch (2nd/Chicago)
1986	Len Bias (1st, #2 overall/Boston)
1988	Derrick Lewis (3rd/Chicago)
1990	Jerrold Mustaf (1st, #17 overall/New York)
	Tony Massenburg (2nd/San Antonio)
1992	Walt Williams (1st, #7 overall/Sacramento)
1993	Evers Burns (2nd/Sacramento)
1995	Joe Smith (1st, #1 overall/Golden State)
1997	Keith Booth (1st, #28 overall/Chicago)
1999	Steve Francis (1st, #2 overall/Vancouver)
	Obinna Ekezie (2nd/Vancouver)
	Laron Profit (2nd/Orlando)
2001	Terence Morris (2nd/Atlanta)
2002	Chris Wilcox (1st, #8 overall/L.A. Clippers)
	Juan Dixon (1st, #17 overall/Washington)
	Lonny Baxter (2nd/Chicago)
2003	Steve Blake (2nd/Washington)

FIRST ROUND DRAFT PICKS

Player, Team	Year	Number
Gene Shue, Philadelphia	1954	3
Al Bunge, Philadelphia	1960	7
Tom McMillen, L.A. Lakers	1974	9
Len Elmore, Washington	1974	13
John Lucas, Houston	1976	1
Brad Davis, L.A. Lakers	1977	15
Buck Williams, New Jersey	1981	3
Albert King, New Jersey	1981	10
Len Bias, Boston	1986	2
Jerrold Mustaf, New York	1990	17
Walt Williams, Sacramento	1992	7
Joe Smith, Golden State	1995	1
Keith Booth, Chicago	1997	28
Steve Francis, Vancouver	1999	2
Chris Wilcox, L.A. Clippers	2002	8
Juan Dixon, Washington	2002	17

TERPS DRAFTED BY ROUND

First Round	16
Second Round	11
Third Round	8
Fourth Round	1
Fifth Round	0
Sixth Round	3
Seventh Round	1
Eighth Round	2
Ninth Round	3
Tenth Round	1
Eleventh Round	2
Twelfth Round	1
Thirteenth Round	1
Fourteenth Round	1



No. 2 overall selection in 1999, Steve Francis was traded from the Houston Rockets to the Orlando Magic in 2004.



TERPS IN THE PROS

LONNY BAXTER

Chicago Bulls, 2002-03
Toronto Raptors, 2003-04
Washington Wizards, 2004
New Orleans Hornets, 2004-05

STEVE BLAKE

Washington Wizards, 2003-05
Portland Trailblazers, 2005-06
Milwaukee Bucks, present

KEITH BOOTH

Chicago Bulls, 1998-99

LAWRENCE BOSTON

Washington Bullets, 1980

ADRIAN BRANCH

Los Angeles Lakers, 1987
New Jersey Nets, 1988
Portland Trail Blazers, 1989
Minnesota Timberwolves, 1990

EVERS BURNS

Sacramento Kings, 1993

BEN COLEMAN

New Jersey Nets, 1987-88
Philadelphia 76ers, 1988-89
Milwaukee Bucks, 1991

BRAD DAVIS

Los Angeles Lakers, 1978-79
Indiana Pacers, 1979-80
Utah Jazz, 1980
Dallas Mavericks, 1981-92

MIKE DAVIS

New York Knicks, 1983

JUAN DIXON

Washington Wizards, 2002-05
Portland Trailblazers, present

OBINNA EKEZIE

Vancouver Grizzlies, 2000
Washington Wizards, 2000-01
Dallas Mavericks, 2001
Los Angeles Clippers, 2002
Atlanta Hawks, 2003-05

LEN ELMORE

Indiana Pacers, 1975-79
Kansas City Kings, 1980
Milwaukee Bucks, 1981
New Jersey Nets, 1982-83
New York Knicks, 1984

STEVE FRANCIS

Houston Rockets, 2000-2004
Orlando Magic, 2004-06
New York Knicks, 2006-present

JERRY GREENSPAN



Philadelphia 76ers, 1964-65

MAURICE HOWARD

Cleveland Cavaliers, 1977
New Orleans Jazz, 1977

SARUNAS JASIKEVICIUS

Indiana Pacers, present



Three-time NBA All-Star
Steve Francis



**2006-07 MARYLAND
MEN'S BASKETBALL**

1 TEAM

ALBERT KING

New Jersey Nets, 1982-87
Philadelphia 76ers, 1988
San Antonio Spurs, 1989

JOHN LUCAS

Houston Rockets, 1977-78, 1985-86; 1990
Golden State Warriors, 1979-81
Washington Bullets, 1982-83
San Antonio Spurs, 1984
Milwaukee Bucks, 1987-88
Seattle SuperSonics, 1989

TONY MASSENBURG

San Antonio Spurs, 1991, 2003-05
Charlotte Hornets, 1992
Boston Celtics, 1992
Golden State Warriors, 1992
L.A. Clippers, 1994-95
Toronto Raptors, 1995-96
Philadelphia 76ers, 1996
New Jersey Nets, 1996-1997
Vancouver/Memphis Grizzlies, 1999, 2000
Houston Rockets, 1999-2000
Utah Jazz, 2003
Sacramento Kings, 2003

TOM MCMILLEN

Buffalo Braves, 1976-77
New York Knicks, 1977
Atlanta Hawks, 1978-83
Washington Bullets, 1984-85

TERENCE MORRIS

Houston Rockets, 2002-03
Orlando Magic, 2004-06

JERROD MUSTAF

New York Knicks, 1991
Phoenix Suns, 1992-1994

JIM O'BRIEN

New York Nets, 1974
Memphis Sounds (ABA), 1975

CHARLES PITTMAN

Phoenix Suns, 1983-86

LARON PROFIT

Washington Wizards, 1999-01, 2004-05
Los Angeles Lakers, 2005-06
Memphis Grizzlies, present

STEVE SHEPPARD

Chicago Bulls, 1978-79
Detroit Pistons, 1979

GENE SHUE

Philadelphia Warriors, 1955
New York Knicks, 1955-56, 1963
Fort Wayne Pistons, 1957
Detroit Pistons, 1958-62
Baltimore Bullets, 1964

JOE SMITH

Golden State Warriors, 1995-97
Philadelphia 76ers, 1998
Minnesota Timberwolves, 1998-00, 2002-03
Detroit Pistons, 2001
Milwaukee Bucks 2003-06

CHRIS WILCOX

L.A. Clippers, 2002-06
Seattle Sonics, present



BUCK WILLIAMS

New Jersey Nets, 1982-89
Portland Trail Blazers, 1990-96
New York Knicks, 1997-99

WALT WILLIAMS

Sacramento Kings, 1992-96
Miami Heat, 1996
Toronto Raptors, 1996-98
Portland Trail Blazers, 1998-99
Houston Rockets, 1999-2002
Dallas Mavericks, 2003

List as of Oct. 8, 2006



Buck Williams had his No. 52 jersey retired by the Nets on April 11, 1999.



TERPS AS PRO COACHES

GENE SHUE

NBA COACH OF THE YEAR • 1969, 1982

Year	Team	Record	Postseason
1966-67	Baltimore Bullets	16-40	
1967-68	Baltimore Bullets	36-46	
1968-69	Baltimore Bullets	57-25	Eastern Div Semis
1969-70	Baltimore Bullets	50-32	Eastern Div Semis
1970-71	Baltimore Bullets	42-40	NBA Finals
1971-72	Baltimore Bullets	38-44	Eastern Conf. Semis
1972-73	Baltimore Bullets	52-30	Eastern Conf. Semis
1973-74	Philadelphia 76ers	25-57	
1974-75	Philadelphia 76ers	34-48	
1975-76	Philadelphia 76ers	46-36	
1976-77	Philadelphia 76ers	50-32	
1977-78	Philadelphia 76ers	2-4	
1978-79	San Diego Clippers	43-39	
1979-80	San Diego Clippers	35-47	
1981-82	Washington Bullets	39-43	Eastern Conf Semis
1982-83	Washington Bullets	42-40	
1983-84	Washington Bullets	35-47	Eastern Conf 1st Rd
1984-85	Washington Bullets	40-42	Eastern Conf 1st Rd
1985-86	Washington Bullets	32-37	Eastern Conf 1st Rd
1987-88	Los Angeles Clippers	17-65	
1988-89	Los Angeles Clippers	10-28	
BULLETS TOTALS		522-505	.510
76ERS TOTALS		157-177	.470
CLIPPERS TOTALS		105-179	.348
NBA TOTALS		784-861	.477

JOHN LUCAS

Year	Team	Record	Postseason
1992	Miami Tropics (USBL)	24-4	USBL Champions
1993	Miami Tropics (USBL)	14-5	USBL Champions
1992-93	San Antonio Spurs	39-22	Western Conf Semis
1993-94	San Antonio Spurs	55-27	Western Conf 1st Rd
1994-95	Philadelphia 76ers	24-58	
1995-96	Philadelphia 76ers	18-64	
2001-02	Cleveland Cavaliers	29-53	
SPURS TOTALS		94-49	.658
76ERS TOTALS		42-122	.256
CAVALIERS TOTALS		29-53	.354
TROPICS TOTALS		38-9	.809
NBA TOTALS		165-224	.424
OVERALL TOTALS		203-233	.466



John Lucas was named Cleveland Cavaliers head coach on June 19, 2001.



Gene Shue was named NBA Coach of the Year twice in 1969 and 1972

TERPS ON 2006-07 NBA ROSTERS

Name	Team	Pos	Hgt.	Wgt.	Md.Years
Steve Blake	Milwaukee Bucks	G	6-3	172	2000-03
NBA Exp.: 3 Seasons; Acquired: Trade from Portland; League Entry: 2nd Rd (#38) draft pick by Washington, 2003; Previous: Washington, Portland					
Juan Dixon	Portland Trailblazers	G	6-3	164	1999-02
NBA Exp.: 4th season; Acquired: Free Agent; League Entry: 1st Rd (#17) draft pick by Washington, 2002; Previous: Washington					
Steve Francis	New York Knicks	G	6-3	200	1999
NBA Exp.: 7 seasons; Acquired: Trade from Orlando; League Entry: 1st Rd. (#2) draft pick by Vancouver, 1999; Previous: Houston, Orlando					
Sarunas Jasikevicius	Indiana Pacers	G	6-4	195	1995-98
NBA Exp.: 1 season; Acquired: Free Agent; League Entry: Free Agent by Indiana Pacers, 2005					
Chris McCray	Milwaukee Bucks	G	6-5	192	2002-06
NBA Exp.: None; Acquired: Free Agent; League Entry: Free Agent by Milwaukee Bucks, 2006					
Terence Morris	Orlando Magic	F	6-9	221	1998-01
NBA Exp.: 3 seasons; Acquired: Free Agent; League Entry: 2nd Rd. (#34) draft pick by Atlanta, 2001; Previous: Houston					
Laron Profit	Memphis Grizzlies	G-F	6-5	204	1998-01
NBA Exp.: 4th season; Acquired: Free Agent; League Entry: 2nd Rd. (#38) draft pick by Orlando, 1999; Previous: Washington, Los Angeles Lakers					
Joe Smith	Denver Nuggets	F	6-10	225	1994-95
NBA Exp.: 11 seasons; Acquired: Trade from Milwaukee; League Entry: 1st Rd. (#1) draft pick by Golden State, 1995; Previous: Golden State, Philadelphia, Detroit, Minnesota, Milwaukee					
Chris Wilcox	Seattle Sonics	F	6-10	235	2001-02
NBA Exp.: 4 seasons; Acquired: Trade from Los Angeles Clippers; League Entry: 1st Rd. (#8) draft pick by L.A. Clippers, 2002					

(Roster compiled from 2006 NBA Training Camps as of Oct. 11, 2006)



Steve Francis



Chris Wilcox



Obinna Ekezie



Joe Smith



Lonny Baxter



UNIVERSITY OF MARYLAND

ADMINISTRATION

M
Bb
Basketball

MARYLAND



“STRIVE FOR CLARITY, BUT ACCEPT AND UNDERSTAND AMBIGUITY.”

That phrase captures one way in which an educated person approaches the world and its challenges. Students who graduate from the University of Maryland have been exposed to the tools that allow them to put that perspective to work. Imparting such a perspective may be an ambitious project for undergraduate education, but to aim for anything less would be unworthy of a great university's goals for its students. Thirteen years ago, *Promises to Keep*, a plan for undergraduate education at Maryland, articulated those goals so eloquently we repeat them here.

Undergraduate education at Maryland “aims to provide students with a sense of identity and purpose, a concern for others, a sense of responsibility for the quality of life around them, a continuing eagerness for knowledge and understanding, and a foundation for a lifetime of personal enrichment.”

As we learn with and from one another, we try to “develop human values,” “celebrate tolerance and fairness,” “contribute to the social conscience,” “monitor and assess private and collective assumptions,” and “recognize the glory, tragedy and humor of the human condition.”

Your years at the University of Maryland can provide you with all the tools you need to accomplish these goals. Students here are “educated to be able to read with perception and pleasure, write and speak with clarity and verve, handle numbers and computation proficiently, reason mathematically, generate clear questions and find probable arguments, reach substantiated conclusions and accept ambiguity.”

AND WE ALSO HOPE YOU ENJOY THE JOURNEY.

27 SPORTS • I TEAM

2006-07 MARYLAND MEN'S BASKETBALL

UNIVERSITY OF MARYLAND

THE CAMPUS

By virtually every measure of quality, the University of Maryland has gained national recognition as one of the fastest-rising comprehensive research institutions in the country. The momentum of recent years has poised the university to move it into the top ranks of higher education and take leadership in shaping the research university of the 21st century.

The university has enjoyed a decade of momentum in all of the areas that affect quality. The average high school GPA of entering students has zoomed from 3.01 to nearly 3.90, and the average SATs are now more than 1270. The student body is a model of diversity, with minorities making up more than 33 percent of all students, and at least one graduate and undergraduate student from every state in the nation.

The university has 79 graduate and undergraduate programs ranked in the Top 25 by U.S. News and World Report, up from just one program in 1991.

Sponsored research and outreach has nearly tripled in the same 10-year period, exceeding \$350 million last year. Private giving also has increased, and the university last year concluded its first campaign by topping its \$350 million goal by more than \$100 million. Alumni Association membership has been growing at an average rate of 10 percent a year since 1992.

One of the largest research universities in the United States, Fall 2005 enrollment was 25,442 undergraduate and 9,927 graduate students. There are 94 undergraduate programs, 89 master's programs, 70 doctoral programs and one first professional degree program. More than 100 centers and institutes are engaged in research and outreach.

Faculty at the University of Maryland, in all fields of knowledge, are engaged at the highest levels of national and international concern. The university's location near the center of federal policy-making and international political and economic activity enables it to play an active role in research and analysis of public policy.

Maryland is one of 30 public universities in the prestigious 63-member Association of American Universities and the only public institution in the Maryland-D.C. area with membership in the nation's most distinguished honor society, Phi Beta Kappa.

LIBRARIES

Seven libraries make up the University of Maryland library system: McKeldin (main) Library, Architecture Library, Art Library, Engineering and Physical Sciences Library, Hornbake Library, Performing Arts Library and White Memorial (Chemistry) Library.

These libraries constitute the largest university research library institution in the Washington metropolitan area, providing vital resources to researchers, visiting scholars, and businesses throughout the region. The libraries' holdings include more than 2.5 million volumes, 24,000 subscriptions to periodicals and nearly 5 million items available in microfilm format.

RESEARCH

Opportunities for conducting research abound at the University of Maryland, College Park, and in the surrounding area, both for faculty to advance their own expertise and bring their insights into the classroom, and for students to begin their exploration of their unique interests with practical experience. On campus, special facilities and a number of organized research centers, bureaus and institutes promote the acquisition and analysis of new knowledge in the arts, sciences and applied fields.

The university's enviable location — just nine miles from downtown Washington, D.C., and approximately 30 miles from both Baltimore and Annapolis — enhances the research of its faculty and students by providing access to some of the finest libraries and research centers in the country.

SERVICE

Programs of public service are central to the overall mission of the university. The philosophy is reflected in the wide array of programs and initiatives that benefit the state's business, agriculture and education communities.

With more than 90 high-technology firms in the three-county area of Montgomery, Prince George's and Frederick counties, the university has found abundant opportunity to extend its business and technology outreach programs to the region. Many of these programs are part of the Engineering Research Center, which operates the Technology Advancement Program and the Maryland Industrial Partnerships, programs designed to provide Maryland entrepreneurs and small businesses with research facilities, technical assistance, administrative support and access to technology that will advance their economic base.

The Institute for Systems Research has formed partnerships with major corporations, including Lockheed Martin, Westinghouse, BF Goodrich, Hughes Aircraft and Dupont to apply advanced systems research to solving industry problems in the fields of communications, manufacturing, controls and robotics.

The university opened the Clarice Smith Performing Arts Center in 2001, with its six state-of-the-art performance halls, which has quickly become a center of cultural programming in the Washington metropolitan area. The university also boasts four art galleries and a broad range of public art throughout the beautiful campus. Additionally intercollegiate, club and intramural sports provide students of all levels an opportunity to participate as spectators or athletes.

DID YOU KNOW?



In 1991, Maryland had one program listed among Top 25 entrants in the U.S. News & World Report Rankings. Maryland now has 79 programs ranked among the nation's elite, and the university is ranked 18th nationally among public universities.



A report card published in *Technology Review* rated the top U.S. universities in their quest for intellectual property, commercial partners and profits. Johns Hopkins University and the University of Maryland (28th) were the Mid-Atlantic (Delaware, Maryland, Virginia, District of Columbia) schools to make the "campus patenting" top 50 list.



Black Issues In Higher Education ranked the university fourth nationally in bachelor's degrees earned by African-American students at traditionally white schools. Maryland ranks first in African-American undergraduate degrees in social sciences and history.



The Wall Street Journal ranked the Robert H. Smith School of Business No. 15 among the world's business schools. Maryland is the top-ranked school in the Mid-Atlantic region (Delaware, Maryland, District of Columbia, Virginia). *The Financial Times of London* ranked the Robert H. Smith School of Business No. 3 in value for money, No. 6 overall among U.S. public business schools and No. 12 in placement rate.



In the undergraduate program rankings released by *U.S. News & World Report* both the A. James Clark School of Engineering (No. 22) and the Robert H. Smith School of Business (No. 22) were ranked among the top 25.



DISTINGUISHED ALUMNI

William Apollony, '69, Sociology

Senior Vice President, M&T Bank

Sade Baderinwa, '93, Agriculture

Co Anchor, ABC 7 New York

Zvi Barzilay, '73, Architecture

President, Toll Brothers Builders

Robert Basham '70, Bus. Admin.

Co-founder, Outback Steakhouse

Gail Berman, '78, Theatre

President, Fox Entertainment

Bonnie Bernstein, '92, Journalism

President, Velvet Hammer Media

Carl Bernstein, '65, Arts & Sciences

Author, Watergate reporter

Eric Billings, '77, Finance & Economics

CEO, Friedman, Billings, Ramsey Group

Tim Brant, '73, Journalism

Sportscaster, ABC and Jefferson-Pilot

Hal Brierley, '65, Chemical Engineering

Developer of frequent flyer programs

Sergey Brin, '93, Mathematics

Co-founder, Google, Inc. search engine

Kenneth Brody, '64, Electrical Eng.

Former chairman, U.S. Export-Import Bank

John Brophy, '71, History

Exec. Vice President, ACS Solutions

Vicky Bullett, '90, General Studies

WNBA & U.S. Olympian

Dennis Cardoza, '82, Gov./Politics

Congressman, California 18th District

Al Carey '78, Government

President, PepsiCo Sales

Connie Chung, '69, Journalism

Emmy-winning Correspondent

Mark Ciardi, '83, Marketing

Producer, "The Rookie" & "Miracle"

A. James Clark '50, Civil Eng.

President, Clark Enterprises

Fran Contino, '68, Accounting

Executive Vice President & CFO, Mc-Cormick & Co.

Bob Corliss, '76, Gov./Politics

President, Athlete's Foot

Larry David, '69, Bus. Admin.

Executive producer, Seinfeld

Raymond Davis, '37, Chemistry

Nobel Prize Winner, Physics

Dominique Dawes, '02, Speech

U.S. Olympian

Len Elmore, '78, English

Senior Counsel, LeBouef, Lamb, Greene & McRae, LLP, ESPN Commentator

Gordon England, '61, Electrical Engineering

Deputy Defense Secretary

Boomer Esiason, '84,

Undergraduate Studies

Sportscaster, former NFL player

Raul Fernandez, '90, Economics

Chairman, ObjectVideo

Carly Fiorina, '80, M.B.A.

Pioneering Woman CEO

Robert Fischell, '53, M.S. Physics

Chairman, Fischell Biomedical, LLC

Jon Franklin, '70, Journalism

Two-time Pulitzer Prize winner

Ralph Friedgen, '70, P.E.

Head coach, University of Maryland football

Fred Funk, '80, Criminology

Pro golfer

Tom Gallagher, '70, Marketing

Chairman, President & CEO, Genuine Parts Co



Carl Bernstein



Connie Chung



Dominique Dawes



Michael Griffin



Mark McEwen

Joseph Gildenhorn, '51, Bus. Administration

Partner, The JBG Companies; retired US Ambassador

Dave Goldfarb, '79, Accounting

CEO, Lehman Brothers

Michael Griffin, '77, Ph.D. Aerospace Engineering

Chief Administrator, NASA

Roger Hale, '65, History

Board of Directors, H&R Block and Ashland Oil

Herbert Hauptmann, '55, Math

Nobel Prize winner, physics

Jane Henson, '55, Art Education

Creator, The Muppets

Jim Henson, '60, Home Economics

Creator, The Muppets

Donald Himelfarb, '67, History

CEO, Thrifty & Dollar Rental Cars

Steny Hoyer, '63, Political Science

Congressman, Maryland's 5th district

Harry Hughes, '49, Bus. Admin.

Former governor of Maryland

Stan Jones, '56, Education

NFL Hall of Fame inductee, '91

Jeong Kim, '91, Ph.D. Engineering

President, Bell Labs

Jeffrey Kluger, '76, Gov./Politics

Author, Apollo 13

Chris Kubasik, '83, Accounting

E-V.P. & CFO, Lockheed Martin

Tim Kurkjian, '78, Journalism

Reporter, ESPN & ESPN Magazine

John Lauer, '63, Chemical Eng.

Non-Executive Chairman, Diebold, Inc.

George Laurer, '51, Electrical Eng.

Inventor, Universal Price Code

Samuel LeFrak, '40, Bus. Admin.

Chairman, The LeFrak Organization

Liz Lerman, '70, Dance

MacArthur Award Winner, Dance Co. Owner

Barbara Lucas, '67, Gov./Politics

Senior Vice President, Black & Decker

Marvin Mandel, '39, Arts/Law

Former governor of Maryland

William Mayer, '66, Bus. Admin.

Chair, Exec. Comm., Park Ave. Equity Partners

Mark McEwen, '76, Radio/TV/Film

Anchor, WKMG News 6 Orlando

Tom McMillen, '74, Chemistry

CEO, Homeland Security Corp.

Mike Miller, '64, Economics

President, Maryland Senate

Paul Mullan, '68, Marketing; '70, MBA

Strategic Partner, Charterhouse Group International

Renaldo Nehemiah, '81, Radio/TV/Film

U.S. Track & Field Hall of Fame inductee, 1997

Paul Norris, '71, M.B.A.

Non-Executive Chairman, W. R. Grace

Tom Norris, '67, Sociology

Congressional Medal of Honor Winner

Jay Nussbaum, '66, Journalism

Head of Global Sales, Citigroup

Preston Padden, '70, Economics

Executive Vice President, Disney

George Pelecanos, '80, Radio, TV, Film

Novelist

Robert Pincus, '68, Bus. Admin.

Chairman, Milestone Advisors

Kevin Plank, '97, Business Admin.

Founder & CEO, Under Armour

Jesus Rangel, '78, Journalism

Vice President, sales department, Anheuser-Busch

Robert Ratliff, '58, Industrial Education

Chairman, Massey-Ferguson tractors

Judith Resnick, '77, Electrical Engineering

Second woman in space; died in '86 Challenger explosion

Paul Richards, '91, M.S. Electrical Eng.

NASA Astronaut

Jimmy Roberts, '79, Radio/TV/Film

Reporter, NBC

Mark Rosenker, '69, Radio/TV

Chairman, National Transportation Safety Board

Harvey Sanders, '72, Journalism

Founder, Nautica Enterprises

Ben Scotti, '59, Arts & Sciences

Original syndicator, Baywatch series

Tony Scotti, '61, Arts & Sciences

Original syndicator, Baywatch series

David Simon, '83, Undergraduate Studies

Created TV series Homicide

Harry Smith, '49, Electrical Eng.

Inventor, pulse doppler radar

Robert H. Smith, '50, Accounting

Developer of Crystal City complex

Ed Snider, '55, Accounting

Chairman, Philadelphia Flyers

Michele Snyder, '86, Architecture

Minority Owner, Washington Redskins

Deborah Spero, '70, English

Commissioner, U.S. Customs & Border Protection

Bert Sugar, '57, Bus. Admin.

Boxing historian

Mark Turner, '78, Urban Studies

President, Steak Escape restaurant chain

Joe Tydings, '51, Arts-Law

Attorney

Leo Van Munching, '50,

Marketing/Bus. Admin.

Headed one of America's top import companies

Scott Van Pelt, '88,

Radio, TV, Film

ESPN Anchor

Jim Walton, '81, Radio/TV/Film

President, News Group, CNN

Michael Ward, '72, Marketing

Chairman & CEO, CSX

Pam Ward, '84, Radio/TV/Film

Co-anchor, ESPN and ESPN2

Randy White, '74, P.E.

NFL Hall of Fame inductee, '94

Dianne Wiest, '69, Arts & Sciences

Two-time Academy Award winner

Gary Williams, '68, Marketing

Head coach, University of Maryland men's basketball

Morgan Wootten, '56, Phys Ed.

U.S. Basketball Hall of Fame

Dennis Wraase, '66, Accounting

Chairman, President & CEO, PEPCO Holdings



Bert Sugar



Scott Van Pelt



1 TEAM

PRESIDENT C.D. MOTE JR.



In September 1998, C. D. (Dan) Mote, Jr. began his tenure as President of the University of Maryland and Glenn L. Martin Institute Professor of Engineering. He was recruited to lead the University of Maryland to national eminence under a mandate by the state. Since assuming the presidency, he has encouraged an environment of excellence across the University and given new impetus to the momentum generated by a talented faculty and student body. Under his leadership, academic programs have flourished. In 2005, the University was ranked 18th among public research universities, up from 30th in 1998. President Mote has emphasized broad access to the university's model, enriched undergraduate curriculum programs and launched the Baltimore Incentive Awards Program to recruit and provide full support to high school students of outstanding potential who have overcome extraordinary adversity during their lives.

He has spurred the university to lead the state in the development of its high-tech economy, especially in the information and communication, bioscience and biotechnology, and nano-technology sectors. President Mote has greatly expanded the university's partnerships with corporate and federal laboratories and successfully negotiated to bring to the College Park area the first Science Research Park sponsored by the People's Republic of China. Under his leadership, the University has established a research park, The University of Maryland Enterprise Campus, M-Square, located on a 115-acre site adjacent to the University of Maryland/College Park Metro with 3 million square feet of development potential. Among its first tenants are the Center for Advanced Study of Language, a joint venture of the University and Department of Defense, and the National Oceanic and Atmospheric Administration's new World Weather and Climate Prediction Center.

During President Mote's second year in office, the University began the largest building boom in its history, with more than \$100 million in new projects breaking ground that year. New facilities address every aspect of university life, from the arts to recreation to classrooms and laboratories, and, in creative partnership with the private sector, new residential facilities. Highlights of the construction activity include the

stunning Clarice Smith Performing Arts Center; the Comcast Center, a state of the art sports complex; a high tech research greenhouse; and new classrooms for chemistry, computer science, business and engineering. President Mote also led the development of a new Facilities Master Plan for development in the next 20 years, which is noted for its emphasis on environmental stewardship.

Dr. Mote is a leader in the national dialogue on higher education and his analyses of shifting funding models have been featured in local and national media. He has testified on major educational issues before Congress, representing the University and higher education associations on the problem of visa barriers for international students and scholars and on deemed export control issues. He has been asked to serve on a high level National Academies Committee appointed at the request of the Senate Energy Subcommittee of the Senate Energy and Natural Resources Committee to identify challenges to United States leadership in key areas of science and technology and to be a member of the Leadership Council of the National Innovation Initiative, an activity of the Council on Competitiveness. He has served as vice chair of the Department of Defense Basic Research Committee, and is a member of the Council of the National Academy of Engineering. In 2004-2005, he served as President of the Atlantic Coast Conference. In its last ranking in 2002, "Washington Business Forward" magazine counted him among the top 20 most influential leaders in the region.

Prior to assuming the Presidency at Maryland, Dr. Mote served on the University of California, Berkeley faculty for 31 years. From 1991 to 1998, he was Vice Chancellor at Berkeley, held an endowed chair in Mechanical Systems and was President of the UC Berkeley Foundation. He led a comprehensive capital campaign for Berkeley that raised \$1.4 B. He earlier served as chair of Berkeley's Department of Mechanical Engineering and led the department to its number one ranking in the National Research Council review of graduate program effectiveness.

Dr. Mote's research lies in dynamic systems and biomechanics. Internationally recognized for his research on the dynamics of gyroscopic systems and the biomechanics of snow skiing, he has produced more than 300 publications, holds patents in the U.S., Norway, Finland and Sweden, and has mentored 56 Ph.D. students. He received the B.S., M.S. and Ph.D. in mechanical engineering from the University of California, Berkeley. President Mote has received numerous awards and honors, including the Humboldt Prize awarded by the Federal Republic of Germany. He is a recipient of the Berkeley Citation, an award from the University of California-Berkeley similar to the honorary doctorate, and was named Distinguished Engineering Alumnus. He has received two honorary doctorates. He is a member of the U.S. National Academy of Engineering and serves on its Council, and is a member of the American Academy of Arts and Sciences. He was elected to Honorary Membership in the ASME International, its most distinguished recognition, and is a Fellow of the International Academy of Wood Science, the Acoustical Society of America, and the American Association for the Advancement of Science. In Spring 2005, he was named recipient of the 2005 J. P. Den Hartog award by the ASME International Technical Committee on Vibration and Sound to honor his lifelong contribution to the teaching and/or

practice of vibration engineering. In Fall 2005, he received the 2005 Founders Award from the National Academy of Engineering in recognition of his comprehensive body of work on the dynamics of moving flexible structures and for leadership in academia.

He and his wife of over 40 years, Patricia Mote, have two married children, Melissa and Adam, and four grandchildren. Patsy Mote has continued her strong support of the arts and is spokesperson for the Clarice Smith Performing Arts Center and a member of Prince George's County Arts Commission.

UNIVERSITY SYSTEM OF MARYLAND

William Kirwan	Chancellor
Irwin Goldstein	Vice Chancellor for Academic Affairs
Joseph A. Vivona	Vice Chancellor for Admin. And Finance

UNIVERSITY ADMINISTRATION

C.D. Mote Jr.	President
William Destler	Vice President for Academic Affairs,
	Provost
Linda Clement	Vice President for Student Affairs
Jacques Gansler	Vice President for Research
Jeffrey Huskamp	Vice President and Chief Information Officer
John Porcari	Vice President for Administrative Affairs
Brodie Remington	Vice President for University Relations

BOARD OF REGENTS

David H. Nevins	Chairman
Robert L. Pevenstein	Vice Chairman
Robert L. Mitchell	Secretary
Orian M. Johnson	Treasurer
Patricia S. Florestano	Assistant Treasurer
James T. Brady	
Thomas B. Finan, Jr.	
R. Michael Gill	
Alicia Coro Hoffman	
The Hon. Francis X. Kelly, Jr.	
Clifford M. Kendall	
Cheryl G. Krongrad	
The Hon. Marvin Mandel	
A. Dwight Pettit	
The Hon. Lewis R. Riley, ex officio	



DEBORAH A. YOW

DIRECTOR OF ATHLETICS • 13TH YEAR AT MARYLAND



Deborah A. Yow is in the 13th year of her outstanding tenure as director of athletics at the University of Maryland, a tenure that has seen unprecedented success and achievement in Maryland athletics. Each year has brought steady and continued improvement and accomplishment in Terrapin

athletics. In Yow's 12 years at Maryland, the Terrapins have won a remarkable 13 national championships and graduated student-athletes at an enviable rate as Maryland athletics has soared to sustained new heights among the nation's elite intercollegiate athletic programs.

The comprehensive success of Terrapin athletics under Debbie Yow's leadership is a clear and compelling testimony of her values of **excellence, teamwork** and **accountability**.

Likewise, her prior election to the presidency of the National Association of Collegiate Directors of Athletics is an indication of the wide respect with which she is regarded among its 6,100 members representing 1,600 colleges and universities in the U.S. and Canada.

She was honored recently by Street and Smith's Sports Business Journal as one of the 20 most influential people in intercollegiate athletics and she has received the Carl Maddox Sport Management Award presented by the United States Sports Academy for excellence in athletics administration.

Dr. Yow was selected to serve on the U.S. Department of Education's Commission on Opportunities in Athletics to review the status of Federal Title IX regulations. She recently served as the chair of the Atlantic Coast Conference Committee on Television. The committee is charged with overseeing the league's TV contracts and dealing with issues related to television. Yow led the committee during the successful renegotiation of comprehensive, multi-year ACC football and basketball contracts with ABC, ESPN, ESPN2 and syndication entities.

Additionally, she has represented intercollegiate athletics with presentations in a number of prominent settings such as the Harvard University School of Law conference on "Shaping the Future of Collegiate Athletics" and the Street and Smith's Sports Business Journal "National Forum on the Direction of Intercollegiate Athletics" in New York. She was also recently inducted into the State of Maryland Women's Hall of Fame and the North Carolina Sports Hall of Fame, joining fellow Terp Buck Williams as honorees.

Yow, who has served on the NCAA Management Council

and the NCAA Division I Budget Committee, is a strong and steady voice on behalf of intercollegiate athletics in America.

Since taking over as AD at Maryland in 1994, she and her staff have:

- Transformed Terrapin athletics into a responsive, goal-oriented organization with 27 sports and more than 700 student-athletes.
- Balanced all 12 of the department's annual budgets (none of the budgets were balanced in the 10 years prior to her arrival). The budget has now reached \$52 million annually and the multi-million dollar accumulated operating debt which her administration inherited has been eradicated.
- Greatly enhanced the academic support services provided for student-athletes, with an enviable exhausted eligibility graduation rate of approximately 85 percent for student athletes at Maryland.
- Led the Terrapins to a national all-sports ranking in the upper 7 percent of all NCAA Division I institutions.
- Significantly expanded marketing and fund-raising efforts on behalf of Terrapin athletics. As a result, private gifts to athletics have increased over 350 percent and corporate sponsorship revenues have increased by over 300 percent during her tenure at Maryland.
- Continued to dramatically improve venues and facilities for the department's 27 teams. The Comcast Center for men's and women's basketball and other sports that use the facility is a prime example of the dramatic upgrade of athletic facilities.

IN DECEMBER OF 2004, DEBORAH A. YOW WAS NAMED ONE OF THE MOST INFLUENTIAL PEOPLE IN COLLEGE ATHLETICS BY STREET & SMITH'S SPORTS BUSINESS JOURNAL



Dr. Yow with former Terp student-athletes Boomer Esiason (left), Bonnie Bernstein (center) and Steve Francis (right).

1 TEAM

- Implemented a strategic management model.
- Developed a comprehensive Internet strategy with management, marketing and fund-raising applications.
- Significantly improved customer care in every area of Maryland athletics.

The most recent achievements of Maryland athletics are exceptional:

- Maryland captured a remarkable **four national championships** during the 2005-06 academic season.
- In 2005-2006, the Terrapins achieved the highest student-athlete graduation rate in the history of Maryland athletics.
- Maryland was selected by *U.S. News & World Report* as one of the Top 20 athletic programs in the nation (for overall quality and competitive excellence).
- In 2005-06, Maryland Athletics won the inaugural PRISM Award as the most well-managed Division I collegiate athletics program in the nation.
- In men's basketball, the Terps won the Atlantic Coast Conference title over Duke in the championship game in 2004 and won the NCAA National Championship in 2002. Under Coach Gary Williams, the men's basketball team appeared in 11 consecutive NCAA Tournaments.
- Maryland was ranked as the sixth-finest athletic program in the nation by the Laboratory for the Study of Intercollegiate Athletics, based on comprehensive criteria such as graduation rates, financial efficiency, equity effectiveness and competitive excellence.
- Women's basketball won the 2006 NCAA National Championship under head coach Brenda Frese, completing an amazing turnaround that saw the program go from a 10-18 record to a National Championship in four seasons.
- In football, the Terps won the 2001 Atlantic Coast Conference championship and played in the 2002 Orange Bowl, followed that with an 11-win season and a 30-3 victory over the University of Tennessee in the Peach Bowl, again followed by a 10-win season and a 41-7 win over West Virginia in the Gator Bowl on New Year's Day 2004. *Graduation rates in football are near 80 percent and the program was recently recognized by the American Football Coaches Association for its academic excellence under Coach Ralph Friedgen.*
- Additionally, Maryland is one of only two universities in the nation to win National Championships in men's basketball, women's basketball and football. Stanford is the only other NCAA Division I institution to achieve that mark.
- Set an ACC single-game record for women's basketball attendance by drawing 17,243 to a regular-season game at Comcast Center.
- Hired Dave Cottle, the third-winningest active men's lacrosse coach in the U.S., who guided his team to the NCAA Final Four three times in the past four seasons.
- Field Hockey earned a National Championship in 2005-06 and has become a perennial participant in the Final Four in that sport.



Debbie Yow is in her 13th year as Maryland's athletics director.

- Women's Lacrosse has continued its winning ways with seven national championships from 1995-2001, with additional Final Four appearances.
- Men's Soccer has appeared in four consecutive Final Fours and won the NCAA National Championship in the 2005-06 season.
- Football facilities have been significantly enhanced with team house, stadium and practice field upgrades. The Academic Center was the first improvement, as it took priority over all other initiatives.
- The Terrapins have moved into the new \$125 million Comcast Center, housing athletic department offices and seating for 18,000 fans for basketball and other events.
- In 2005-06, 13 Maryland teams competed in postseason play.
- The productivity, morale, and the competitive and academic achievement of Terrapin athletics are exceptional and continue to gain momentum.

Regarding the many achievements of Terrapin athletics over the past 12 years, Yow says, **"We are pleased, but we are not satisfied... our vision is to be one of the Top 5 programs in the nation consistently... we see no reason to settle for less."**

Yow is known for her goal-oriented and proactive management style. She consistently inspires and challenges those around her to **"raise our sights and sharpen our tools... to work hard and work smart... to recognize that our only limitations are those that we place upon ourselves."**

As a manager and a leader, she clearly models these principles. She is the only known current AD in NCAA Division I who has hired both the National Coach of the Year in football (while at Maryland) and the National Coach of the Year in men's basketball (while at Saint Louis University). In 2002, she brought to the University of Maryland Brenda

Frese, who at that time was the National Coach of the Year in women's basketball. Four years later, Frese led the Terrapins to the NCAA National Championship at the Women's Final Four in Boston.

Dr. Yow is known as "a coach's AD," while also being highly organized and a strategic and proactive leader and administrator. Quite simply, Debbie Yow personifies the relational and management dynamics that are necessary to be an excellent administrator.

A successful former basketball coach at the University of Kentucky and University of Florida, she moved into athletics administration at the University of Florida and the University of North Carolina, Greensboro, followed by a successful tenure as AD at Saint Louis University from 1990 through 1994.

She has authored numerous articles and books on athletics management and human behavior, and is a respected leader in intercollegiate athletics in the United States.

Summing up the entire Maryland athletics program, our athletics director recently stated, "We have the finest student-athletes, coaches, support staff and administrative team in America. It is because of their courage, hard work and cooperative spirit that we now have a strong, viable athletic program. I am immensely proud of each of them. I am equally proud of our Terrapin fans who buy tickets, our Terrapin Club members who faithfully support the Maryland athletic program with their donations for scholarships, and the M Club members who serve and give liberally. We are also blessed with a terrific President, Dr. Dan Mote, who has fostered a mindset of excellence across our institution. He is a strong and balanced advocate for what he calls 'the three A's of the University -- Academics, the Arts and Athletics'. We have a great Terrapin family. That's the foundation for all of our success... and the basis for our bright future. It's a great time to be a Terp."



ATHLETICS ADMINISTRATION



KATHLEEN WORTHINGTON
EXECUTIVE SENIOR ASSOCIATE
ATHLETICS DIRECTOR

Kathleen Worthington was named associate athletics director for internal operations in May 1999, and promoted to executive senior associate athletics director in September 2002. She came to Maryland from Morehead State University, where she had served as associate athletics director since February 1998 after spending two years as an assistant athletics director.

At Maryland, Worthington is responsible for supervision of the department's daily operations including all internal operations, academic support, facilities and events, personnel and compliance.

During her time at Morehead State, her primary focus was business operations, policy development, and strategic planning. Prior to Morehead State, Worthington spent two years as the assistant to the AD at the University of Wisconsin-LaCrosse.

She earned her bachelor's degree in mass communications from the College of Notre Dame in Maryland in 1985. She earned a master's degree in public relations from Syracuse and a master's in athletics administration from Wisconsin-LaCrosse.

In April of 2004, Worthington was appointed a member of the NCAA Division I Academics, Eligibility and Compliance Cabinet. She was inducted into College of Notre Dame's Athletic Hall of Fame in 1997 and in 1999 was named an NCAA Leadership Fellow. In 1996, she earned the Graduate Student Achievement Award from University of Wisconsin-LaCrosse.



CHRIS BOYER
SENIOR ASSOCIATE ATHLETICS
DIRECTOR/ADMINISTRATION

Chris Boyer returned to his alma mater in the summer of 2006 to serve the Terrapins as the senior associate athletics director for administration.

In that role, he will be responsible for overseeing the Associate AD for External Operations, wrestling, women's golf, the Maryland Gridiron Network, the M Club and partnering with the executive Senior Associate AD on special projects and research on behalf of the department, as well as serving in a key administrative role for internal operations.

He came to Maryland after five-plus years at Northwestern University in various roles. He began there in April 2001 as an assistant A.D. for marketing and sponsor services, and was promoted in July 2004 to associate A.D. for external affairs. In that role, he assisted with developing Northwestern's long-range strategic plan.

Boyer has also served at CSTV Online, Villanova University and at West Virginia University.

Boyer earned his bachelor of arts in journalism with a concentration in public relations from Maryland in 1996. He was a Francis Scott Key Scholar at Maryland. He then moved on to West Virginia, where he earned a masters in sports management.



JOE HULL
SENIOR ASSOCIATE ATHLETICS DIRECTOR/EXTERNAL OPERATIONS

Joe Hull is in his ninth year at the University of Maryland following 12 years in various athletic fund-raising, ticketing and marketing capacities at North Carolina State University.

Hull was promoted to senior associate athletics director for external operations in June 2002 after serving in that role on an interim basis during the previous year. At Maryland, he oversees all fund-raising efforts for the Terrapins' athletic program. During his tenure, athletic fund-raising has dramatically improved and has increased by over 500 percent. Hull also serves as sport supervisor for the men's and women's tennis teams and is currently working on a project to expand and enhance Byrd Stadium.

Hull served as the project manager for the Comcast Center, the university's extraordinary new arena that opened in October 2002. His duties relevant to the arena process included coordinating the efforts to find a naming gift, designing and managing a capital campaign to help fund arena construction, and working with the architects, construction manager and Maryland Stadium Authority to design and build the arena. Hull has also supervised the compliance, marketing and media relations units.

Prior to his arrival in College Park, he was associate director of the NC State Student Aid Association (Wolfpack Club), which raises more than \$8 million annually for athletic scholarships from its more than 15,000 members/contributors. The Wolfpack Club also was responsible for raising more than \$50 million for the construction of a 20,000-seat sports arena through a campaign designed by Hull.

Hull earned his bachelor's degree in business management from NC State University in 1978 and played four years of collegiate golf for the Wolfpack while earning ACC Honor Roll status. He also earned a law degree from Campbell University in 1981 and a master's in sports administration from Ohio University in 1985.

His wife, JoAnn, formerly served as an assistant attorney general for the state of North Carolina. They have a daughter, Josie, and a son, Josh.



LARRY LECKONBY
SENIOR ASSOCIATE ATHLETICS
DIRECTOR/BUSINESS & FINANCE/
CHIEF FINANCIAL OFFICER

Larry Leckonby begins his fifth season at the University of Maryland as the Chief Financial Officer for the Athletics Department. As the department's CFO, he manages the athletic department's annual \$51.2 million operating budget, capital projects and long-range financial forecasting.

In addition, he is the sport supervisor for women's basketball, assists the Athletic Director with men's basketball and football, and supervises the athletic business office, athletic ticket office and information technology. He is also responsible for coordinating departmental construction projects, which have included expansions to the Gossett Football Team House, new grass and field turf practice fields and the Field Hockey and Lacrosse Complex. He also serves on several campus committees including the University Finance Committee and the University Facilities Advisory Committee.

For his endeavors, Leckonby received the Outstanding Senior Associate Athletic Director Award from the All-American Football Foundation in 2005.

Leckonby came to Maryland after serving as the senior associate director of athletics at the University of Houston for five years. At Houston, Leckonby was responsible for the daily administration of the department and specific areas of duty involving finance, planning, fund-raising and marketing. He also served as interim athletics director for six months in 2001 and 2002.

Prior to his arrival at Houston in January 1998, Leckonby served as the associate AD for business affairs at Boston College for four-and-a-half years (1993-98), and the assistant AD for finance and operations at Old Dominion University for five years (1988-93). He was the ticket manager and assistant business manager at Boston University from 1982 to 1988, after beginning his athletics business career at the University of Massachusetts (Amherst) where he was an administrative assistant to the business manager beginning in 1981. In addition, he has served as the assistant men's lacrosse coach at Duke University and the University of Massachusetts, as well as the head men's club lacrosse coach at Boston University.

A former lacrosse player at Duke University, he graduated with a bachelor's degree in management science in 1979. He earned a master's degree in sport management from the University of Massachusetts in 1983. Besides serving on numerous finance and planning committees during his career, he also has helped direct several NCAA and conference championships including NCAA Baseball Super Regional events in 1999, 2000 and 2002. Leckonby is an active member of the College Athletic Business Managers Association. He also currently serves on the ACC Women's Basketball Committee.

He and his wife, Cris, have two daughters, Hunter and Katie, and a son, Liam, and reside in College Park.



DOUG DULL
**ASSOCIATE ATHLETICS DIRECTOR/
MEDIA RELATIONS**

Doug Dull returned to his alma mater in June 2003 to assume the duties of associate athletics director for media relations. Dull directs the media relations staff and coordinates communications and media relations functions for all 27 sports within the department.

Before coming to Maryland, Dull spent three years as the sports information director at Kansas State University, where he was primarily responsible for the nationally ranked football and track programs.

Prior to that, he was as assistant athletics director for media relations at the University of California, Davis, and at Chico State University in northern California.

In 2006, Dull will be the President of the College Sports Information Directors of America, a national organization with more than 2,000 members serving intercollegiate athletics departments at all levels. He has served two terms on CoSIDA's national board of directors. He is also a member of the Football Writers Association of America and the Track and Field Writers Association of America.

A native of Smithsburg, Md., Dull began his career as a sports writer and sports editor at the Herald-Mail newspapers in Hagerstown. He is the recipient of a number of writing and design awards both in the newspaper and collegiate sports information realms.

A 1981 graduate of the University of Maryland, he holds a bachelor's degree in individual studies with a concentration on sports administration. Dull and his wife, Dr. Patty Brimont, were recently married in August 2006.



RANDY EATON
**ASSOCIATE ATHLETICS DIRECTOR/
BUSINESS**

Randy Eaton was named Associate Athletics Director for Business in June 2003, after three years as the Associate Athletics Director for Facilities, Operations and Special Events at the University of Houston. Eaton is responsible for overseeing all aspects of the Terrapin athletics business office, equipment room operations and the women's lacrosse program.

Eaton has over 15 years of experience in ticket office and business operations in collegiate athletics, having spent time at Texas A&M University-Corpus Christi, East Tennessee State University, Ohio State and UT-San Antonio.

While at East Tennessee, Eaton served in various capacities as Athletic Business/Ticket Manager, Associate Athletic Director for Compliance, Associate Athletics Director for Business Operations and Interim Director of Athletics. He was in charge of all components of internal operations and was accountable for all departmental budgets and oversaw event management and event staff.

Eaton was also the Director of Ticket Operations for the Ohio Glory of the World League Football, where he supervised the front office staff and was responsible for all aspects of the team's ticket operations.

Eaton earned a BBA in business administration from UT-San Antonio in 1990 and a master's of arts degree in sports administration from Ohio State in 1992.

He and his wife, Jeannette, are parents of a 20-year-old daughter, Alex, who is a junior at Maryland.



ANTON GOFF
**ASSOCIATE ATHLETICS DIRECTOR/
ACADEMIC SUPPORT &
CAREER DEVELOPMENT**

Anton Goff was named associate athletics director for the Terrapins' Academic Support and Career Development Unit (ASCDU) in June 2006 after serving as an assistant athletics director for the

previous two years. Goff, who served as an ASCDU assistant director from 1998 to 2001, returned to Maryland after four years as the Associate Director of Student-Athlete Support Services at Michigan State.

Goff is responsible for leading the Terps' academic support unit in providing quality developmental programs and need-based services that enhance academic progress, facilitate career development and encourage the psychosocial growth of all student-athletes. He is also the sport supervisor for men's and women's cross country and men's and women's track and field.

While at Michigan State, Goff served as the academic coordinator for the Spartan football team, where he was responsible for tracking the student-athletes' classroom efforts and monitoring progress toward their degrees in compliance with NCAA and Big Ten regulations. Goff was responsible for overseeing the tutoring programs and study table at MSU and coordinated a faculty/staff mentorship program. Goff supervised four full-time academic counselors/learning specialists, graduate students and several undergraduate tutors.

Prior to his tenure at MSU, Goff provided academic support for Maryland men's basketball, men's and women's track, men's and women's soccer and softball programs from 1998 to 2001. During his first stint in College Park, Goff was instrumental in the development of the Terrapin Student-Athlete Handbook and the implementation of educational programs concerning alcohol and drug abuse, academic integrity, gender violence and human diversity.

Goff earned a bachelor's degree in the administration of justice from Virginia Commonwealth University in Richmond in 1991, before receiving a master's degree in the same discipline from VCU two years later.



JAMES GREENWELL
**ASSOCIATE ATHLETICS DIRECTOR/
OPERATIONS & FACILITIES**

James Greenwell was hired in August 2005 as the Terps Associate AD for Operations & Facilities. The former Assistant AD for Facilities & Operations at the University of Central Florida, Greenwell brings 15 years of facilities experience to Maryland.

Greenwell's department manages all athletic facilities and events for the Terrapins and he also acts as the point of contact for emergency management and construction projects.

During his tenure at UCF, Greenwell oversaw numerous building projects, including the construction of a football team house, football field house and baseball stadium. Greenwell also coordinated the design of the \$300 million UCF Athletics Master Plan.

Before working at UCF, Greenwell worked for at his alma mater, UAB, as the Coordinator of Operations for Bartow Arena (1996-1999) and as a building manager and student assistant for the Hill University Center (1991-1996).

A former member of the military, Greenwell served in the U.S. Army as an infantry rifleman from 1986 to 1990. Greenwell and his wife Casey reside in Laurel with their 1-1/2-year-old son, Dane.



DAVE HAGLUND
**ASSOCIATE ATHLETICS DIRECTOR/
VARSITY SPORTS**

Dave Haglund is in his ninth year on the University of Maryland athletic staff and his third as associate athletics director for varsity sports. He joined the University of Maryland athletic staff in January of 1998 following a 16-year career in the sports information office at

Fresno State University.

In June 2003, after 5 1/2 years as the associate athletic director for media relations, he took over as associate athletic director for varsity sports and championships coordinator. Haglund is the sport supervisor for men's soccer, volleyball, baseball, men's golf, gymnastics, softball and competitive cheer in addition to overseeing the sports medicine and strength and conditioning units. In addition, he coordinates ACC and NCAA championship events hosted by the university.

A 1981 graduate of Oregon State University, Haglund began his sports information career as an assistant SID at Fresno State in 1981 and was elevated to sports information director in 1996. During the course of his career at Fresno State, he served as the primary contact person for the Bulldogs' Division I football, basketball, baseball and soccer programs. He also served as information director of the California Bowl (1982-83) for two years.

Haglund and his wife, Cindy, are the parents of two children: Samantha and Matthew.



CHERYL HARRISON
**ASSOCIATE ATHLETICS DIRECTOR/
EXTERNAL OPERATIONS**

Cheryl Harrison, who has served in various fundraising positions since joining Maryland Athletics in June of 1996, is associate athletics director for external operations.

Harrison is responsible for overseeing units within development operations, including capital campaign and major gift fund raising, the M Club and the Walk of Fame and History.

Harrison came to Maryland in 1996 as the assistant director of major gifts. In July 1997 she was promoted to director of advancement projects and was again promoted in September 1999 to director of development for major gifts. She became the interim assistant AD for external operations in August 2001, and was named permanently to that position in July 2002. Since her arrival at Maryland, capital campaign gifts have increased by over 300 percent. Harrison planned and implemented campaigns to provide funding to capital projects including the Comcast Center and the expansion and renovation of the Gossett Football Team House. She managed day-to-day activities of the Building Partners Campaign for the Comcast Center that surpassed its \$20 million goal. Harrison is the fund raising coordinator for the Fear the Turtle Campaign, the department's effort to raise \$1.2 million in scholarship funds for the eight men's teams that do not have full scholarship funding. Harrison also supervises Terrapin Club travel and event arrangements for post-season games.

Prior to her arrival at Maryland, Harrison served as the director of alumni affairs at Winston-Salem State University for nine years.

Harrison graduated from Winston-Salem State University in 1982 with a bachelor of arts in business administration with a concentration in information systems.



DAN TRUMP
**ASSOCIATE ATHLETICS DIRECTOR/
COMPLIANCE**

Dan Trump is the Terrapins' new associate athletics director for compliance, having joined the staff on March 1, 2006.

In that role, Trump is the senior-level manager in NCAA compliance and certification matters related to recruiting, eligibility, financial aid and rules education.

He came to Maryland from the Patriot League, where he served for two years, finishing as associate executive director. Prior to that, Trump was the associate director of athletics for compliance at Oregon State University for more than two years.

Originally from Los Angeles, Calif., Trump is a 1992 graduate of the University of California-Berkeley, where he earned his bachelor of arts in sociology. During his playing career, Trump was a catcher and four-year letterwinner. He played in the College World Series twice and served as team captain during his senior season.

In 1992, Trump joined the staff at Loyola Marymount University as the Athletic Ticket Manager and Facilities Director. In his second year at LMU, he added responsibilities as assistant baseball coach for the Lions.

He left Loyola Marymount in 1994 to pursue his master's degree at Central Michigan University, where he also volunteered as the coordinator for the Michigan Special Olympics, with responsibility of recruiting, scheduling and housing more than 400 volunteers. After a one-year internship at California, Trump returned to Loyola Marymount as the Athletic Promotions Coordinator/Ticket Manager. He was promoted to Assistant Athletics Director/Compliance Coordinator in 1997 and served in that role for more than two years before accepting his position at Oregon State University.

Trump and his wife, Marcene, have two boys, Davis and Spencer. The family resides in Marriottsville, Md.



TROY TUCKER
**ASSOCIATE ATHLETICS DIRECTOR/
ADMINISTRATION**

Troy Tucker was hired as Associate Athletics Director in July 2004. Tucker is involved many of the day to day operations of the department in addition to overseeing the men's lacrosse, women's soccer, field hockey, men's golf, women's golf and swimming & diving programs

and supervising the Facilities & Operations and Media Relations Units. Tucker also serves as the vice-chair of the ACC swimming & diving committee.

Prior to his arrival at Maryland, Tucker served as the Director of Athletics at 3 institutions; Jamestown-Olean Community College (1992-96), D'Youville College (1996-99) and Herkimer County Community College (1999-2004). During his tenure at Herkimer, Tucker operated the 21-sport, nationally competitive program with a balanced budget. He also oversaw the renovations of nine different facilities.

Under Tucker's direction, Herkimer earned three-consecutive top-10 finishes in the Region III Director's Cup and finished 2003-04 ranked fifth among junior college athletic programs in the nation by NATYCAA Pepsi Cup. Three teams won five NJCAA National Championships and four won 13 regional titles. His teams also earned eight NJCAA Academic Team of the Year awards with the women's swimming & diving squad garnering the honor three times. Tucker also served as the Head Men's Basketball Coach from 1999-2003, earning Coach of the Year Honors in 2001-02.

Prior to his tenure at Herkimer, Tucker was the Director of Athletics and Head Men's Basketball Coach at NCAA Division III D'Youville College in Buffalo, N.Y. While there, he headed the expansion of the athletics program from three to 11 teams, and was named National Athletic Director of the Year in 1998.

A native of Scio, N.Y., Tucker began his collegiate career as an administrator at Jamestown-Olean Community College. During his time there, he helped initiate the college's athletic program and was also the Jaguars' Head Men's Basketball Coach for a year.

Tucker is a 1991 graduate of SUNY Geneseo where he earned a bachelor of science in business. In 1992, he earned his master's from Springfield in athletics administration. Tucker and his wife, Rhonda, have two sons, Griffin and Mason and a daughter, Haley.



BRIAN ULLMANN
**ASSOCIATE ATHLETICS DIRECTOR/
EXTERNAL OPERATIONS**

Brian Ullmann has assumed the position of Associate Athletics Director of External Operations in the Maryland Athletics Department as of the summer of 2006. Previously the Terps' director of marketing, Ullmann will now supervise the ticket office, media relations operation and the Maryland Sports Marketing office.

The Gambrills, Md., native came to the Terps after two years as director of marketing and development for Special Olympics in Washington, D.C. While there, he developed and implemented marketing and fund-raising programs that raised over \$1 million to fund sports training for citizens with mental retardation.

Prior to working with Special Olympics, Ullmann served as the marketing chair for the 2003 World Figure Skating Championships, coordinating marketing, sponsorship, media relations and promotions, and advertising. The 2003 Championships remain the highest-grossing event in the international competition's illustrious history.

Ullmann's 15-plus years working in the area also includes stints with the Washington D.C. Convention and Tourism Corporation (dir. of marketing and communications, 1997-2001) and USAir Arena (marketing manager, 1991-97).

A 1992 graduate of Maryland, Ullmann earned his degree in journalism. He and his wife, Cindy, have a three-year old daughter, Lily, and an infant son, Jacob, and reside in Arlington, Va.



RYAN BOWLES
**ASSISTANT ATHLETICS DIRECTOR/
ADMINISTRATION & CHAMPIONSHIPS**

Ryan Bowles was promoted in the summer of 2006 to serve as Maryland's assistant athletics director for administration and championships. He will have the responsibility for all NCAA and Atlantic Coast Conference championship events hosted by Maryland and will serve as the sport supervisor for water polo.

He will also serve as the liaison for campus and conference sportsmanship issues and will be the liaison to the Athletics Council, a group of faculty, staff and students which reports to the President's Office on matters regarding intercollegiate athletics at Maryland.

Bowles has been on the athletics staff since August 2003, beginning as an intern and working his way to his current position.

Prior to coming to Maryland, he was the Asa S. Bushnell Intern for Championships at the Eastern College Athletic Conference in Massachusetts. There he was also involved in event management and was the liaison for a number of championship committees.

Bowles holds bachelors and masters degrees from McDaniel College in Westminster, where he was a four-time letterwinner for the men's soccer team.



DARRYL CONWAY
**ASSISTANT ATHLETICS DIRECTOR/
SPORTS MEDICINE**

Darryl Conway was hired in June 2004 as Maryland's assistant athletics director for sports medicine after spending three years as the head athletic trainer at the University of Central Florida. Conway will oversee all medical and athletic training operations for the Terrapins' 27 varsity athletic programs.

Conway, who has been an athletic trainer at both the collegiate and professional levels, comes to the Terrapins after serving as head athletic trainer at the University of Central Florida for three years. There he was the head trainer for the Golden Knight football squad, while supervising the assistant trainers, graduate assistants and student assistants who provide training coverage of Central Florida's 17 varsity sports. At UCF, Conway was responsible for overseeing the compilation and input of daily medical records, the computerized injury surveillance program and the NCAA injury surveillance system. He served as a clinical instructor/field experience supervisor for athletic training students, assisted in the development of marketing and fundraising projects for the sports medicine department and served as the site coordinator for the NCAA drug testing program at UCF.

Prior to his position at Central Florida, Conway served as the Director of Sports Medicine at the University of Northern Iowa, working as the head trainer for the Panthers' football and men's basketball teams from 1999 to 2001. He was the head athletic trainer at Morgan State University in Baltimore for one season and was an assistant trainer and professor at Delaware, his alma mater, for two years. From 1993 to 1996, Conway was an assistant trainer with the NFL's New York Jets.

Conway earned a bachelor's degree in physical education studies, magna cum laude, from the University of Delaware in 1993, before receiving a master's degree in physical education and a certificate in sports management from Adelphi University two years later.

Conway has taught numerous collegiate courses related to athletic training, has made numerous presentations and has co-authored several scholarly publications and book chapters. He has been a member of the National Athletic Trainers' Association (NATA) since 1989, and is also a member of the United States Weightlifting Federation.

Conway and his wife, Tracy, have a son, Michael.



KELI CUNNINGHAM
**ASSISTANT ATHLETICS DIRECTOR/
COMPLIANCE**

Keli Cunningham joined the compliance staff at the University of Maryland in June 2004 and was promoted to Assistant Athletics Director for Compliance in November 2005.

Cunningham assists the Associate Athletics Director with day-to-day operations to ensure compliance for the Department of Intercollegiate Athletics and 700 + student-athletes in 27 varsity sports programs. Serving as the primary contact for financial aid, she administers the National Letter of Intent (NLI) process, monitors NCAA squad lists, and awards athletics financial aid to all prospective and current student-athletes. Cunningham provides rules education and interpretations to coaches and student-athletes, completes NCAA and ACC waivers and appeals in addition to assisting senior level management with the investigation and reporting of violations.

Prior to her arrival at Maryland, Cunningham served as a Compliance Assistant at the BIG EAST Conference Office. There, she assisted in the review of institutional compliance audits and processing of all Conference and NCAA waivers and violations in addition to conducting coaches' meetings and the bi-annual BIG EAST Student-Athlete Advisory Committee meeting.

A graduate of West Virginia University, Cunningham began her athletics career in the Compliance Office as a graduate assistant, where she monitored student-athlete employment, completed transfer requests, and organized playing and practice seasons for all varsity sports programs.



KEVIN GLOVER
DIRECTOR OF CHARACTER EDUCATION

A name that will be familiar to Terp and local NFL fans alike, Kevin Glover is in his second season with the Terrapins as the school's first-ever Director of Character Education.

As it relates to the Maryland football program, Glover will be a liaison between the team and the National Football League, taking care of all dealings regarding scouts and agents. He will also, however, serve the university's other varsity sports programs, helping provide developmental programs and appropriate speakers on topics of interest to each team and their growth, collectively and individually.

A first team All-American (The Sporting News) at Maryland in 1984 and a member of the Maryland Athletics Hall of Fame, Glover was a second-round selection of the Detroit Lions in 1985. He anchored a line that helped Barry Sanders to 2,053 yards in 1997 and ultimately saw Glover earn three trips to the Pro Bowl. He was his team's NFL Player Association Representative for six seasons and was ultimately elected to serve on that organization's Executive Committee for two years.

An active speaker in local youth and church organizations, Glover and his wife, Cestaine, reside in Columbia, Md., and have three children: Maya, Matthew and Zaria.



DR. CHARLES WELLFORD
FACULTY ATHLETICS REPRESENTATIVE

Dr. Charles F. Wellford, professor and former chair of the Department of Criminology and Criminal Justice, is in his 11th year as the University of Maryland's faculty athletics representative. In this role, he represents the University of Maryland and its faculty in the institution's relationships with the NCAA and Atlantic Coast Conference. Dr. Wellford also serves as director of the Maryland Justice Analysis Center.

He served as president of the Atlantic Coast Conference for the 1999-2000 academic year, and has chaired the University of Maryland's Athletic Council since 1995-96. He previously served on the Athletic Council from 1986-89 and 1992-95.

At the University of Maryland, Dr. Wellford has been involved in a variety of leadership roles. He was interim associate provost for research and for continuing education. He is chair of the law and justice committee at the National Academy of Sciences.

He serves on numerous state and federal advisory boards and commissions, and is a past (1995-96) president of the American Society of Criminology (ASC).

Dr. Wellford received his bachelor's and master's degrees from the University of Maryland and his Ph.D. from the University of Pennsylvania.



ACADEMIC SUPPORT & CAREER DEVELOPMENT

The University of Maryland is committed to providing the highest quality education to all of its students. The Department of Intercollegiate Athletics strives to provide student-athletes excellent opportunities to participate in an intercollegiate athletics program of the highest quality, with the result that their athletics participation becomes an integral and valued component of their total educational experience at the university.

Terrapin student-athletes will find that the same hard work and discipline that has earned them success in athletics competition is also required in the classroom. Balancing the significant time demands and responsibilities required to be a successful student-athlete at the highest collegiate level is no small task. Therefore, as a result of their commitment to representing the university through athletics, Terrapin student-athletes are able to utilize support programs designed to meet their specific needs.

Led by associate athletics director Anton Goff, the mission of the Academic Support and Career Development Unit (ASCDU) is to provide quality developmental programs and need-based services that will enhance academic progress, facilitate career development, and encourage the psychosocial growth of all UM student-athletes. Michael Heflin (right) works with the men's basketball team.



The Gossett Academic Support and Career Development Center for Terrapin student-athletes, named for long-time Terp supporters Barry and Mary Gossett, is located in the Comcast Center. It features a study center that includes 25 desktop computers, a tutoring center, a classroom, a CHAMPS/Life Skills resource room and individual offices for six professional academic counselors, a director of enrichment programs, an assistant program coordinator and two graduate assistants. In addition, a new academic wing was added to the Gossett football team house last Fall. It features offices for two counselors, a program assistant and the learning specialist; as well as a quiet study area, 29-desk computer lab, classroom, tutor rooms and classroom/lab for the individualized learning program.

Academic courses, programs and services offered by ASCDU include the following:

- Student-athlete orientation
- Academic counseling
- NCAA academic eligibility monitoring
- Academic enrichment and career development presentations and workshops
- Accredited tutorial support
- Individualized learning program
- EDCP 108-K (College learning strategies and skills)
- EDCP 108-M (Math learning strategies and skills)
- UNIV 100 (First-year transitions to the university)

MARYLAND GAMEPLAN

The Maryland Gameplan is intended to assist graduating Terrapin student-athletes as they begin the job search process. It is distributed to more than 500 corporations and businesses across the country, in addition to being featured on the M Club website. Prospective employers are introduced to our graduating student-athletes with resume information relative to academic, career and personal achievements. The Maryland Gameplan directory is produced annually in collaboration with the M Club.



CAREER NETWORKING NIGHT

Because career development is an ongoing process, ASCDU provides a variety of programs for student-athletes throughout the year. Professional assistance with resume-writing, interviewing skills, graduate school search and job search is readily available to all student-athletes. During the spring semester ASCDU hosts the Career Networking Night, where student-athletes can learn about career interests and career planning. Unlike typical "job fairs," the purpose of this program is to allow student-athletes to explore multiple career opportunities by speaking directly to individuals in their chosen areas of interest. Employers at the Career Networking Night recognize the marketable qualities student-athletes have gained through athletic participation. Student-athletes learn about opportunities for internships and full-time jobs.

STUDENT-ATHLETE ADVISORY COUNCIL

The Student-Athlete Advisory Council (S.A.A.C.) plays an important role in the Department of Intercollegiate Athletics. It consists of two representatives from each varsity sport and meets on a regular basis with representatives from the athletic administration. The S.A.A.C. mission is to enhance the total student-athlete experience by developing leadership skills, promoting student-athlete welfare and fostering a positive student-athlete image on the Maryland campus, local area and nationally.



CHAMPS/LIFE SKILLS PROGRAMS

ASCDU houses the NCAA's (National Collegiate Athletic Association) Challenging Athletes' Minds for Personal Success (C.H.A.M.P.S.) Life Skills Program. The ASCDU staff, in collaboration with various other Department of Intercollegiate Athletics' units and campus resources, strives to provide a systematic personal development program designed to reach each student-athlete based on his or her individual needs. The focus of the program is on the individual academically, athletically and emotionally, and on the changing needs and skills of that individual in the years during college and after graduation. The menu of presentations, workshops and seminars is a comprehensive and balanced system of "life learning" programs promoted for use by each varsity sport team.



1 TEAM

Highlights of the CHAMPS/Life Skills Programs:

- Support efforts of every student-athlete toward intellectual development and graduation
- Use athletics as preparation for success in life
- Meet the changing needs of student-athletes
- Promote respect for diversity among student-athletes
- Enhance interpersonal relationships in the lives of student-athletes
- Assist student-athletes in building positive self-esteem
- Enable student-athletes to make meaningful contributions to their communities
- Promote ownership by the student-athletes of their academic, athletic, personal and social responsibilities
- Enhance partnerships between the NCAA, member institutions and their communities for the purpose of education
- Encourage the development of leadership skills

CHAMPS/LIFE SKILLS PROGRAMS COMMITMENT STATEMENTS

Commitment to Academic Excellence

To support the academic progress of the student-athlete toward intellectual development and graduation.

Commitment to Athletic Excellence

To build philosophical foundations for the development of athletic programs that are broad-based, equitable and dedicated to the well-being of the student-athlete.

Commitment to Personal Development

To support the development of a well-balanced lifestyle for student-athletes, encouraging emotional well-being, personal growth and decision-making skills.

Commitment to Career Development

To encourage the student-athlete to develop and pursue career and life goals.

Commitment to Service

To engage student-athletes in service to his/her campus and surrounding communities.

ACADEMIC SUPPORT FOR RETURNING ATHLETES PROGRAM

The Academic Support for Returning Athletes Program was created in 1986 to support the academic efforts of former varsity student-athletes at the University of Maryland, College Park. In 1989, ASRAP was assigned by the President's Office to the Academic Achievements Program and enrolled 40 students that year. As a member of the National Consortium for Academics and Sports (NCAS), the University of Maryland is committed to assisting its former athletes with degree completion. A key component of the program is community outreach. Each returning student completes a "workshop" that allows the cost of tuition and fees to be exchanged for community services with youth. In 2002, ASRAP moved into the ASCDU.

UNDERGRADUATE PROGRAMS OF STUDY

COLLEGE OF AGRICULTURE AND NATURAL RESOURCES (AGNR)

Agricultural and Resource Economics
Agricultural Sciences, General
Animal and Avian Sciences
Biological Resources Engineering
Environmental Science and Policy
Landscape Architecture
Natural Resources Management
Natural Resource Sciences
Nutrition and Food Sciences

SCHOOL OF ARCHITECTURE, PLANNING, AND PRESERVATION (ARCH)

Architecture

COLLEGE OF ARTS AND HUMANITIES (ARHU)

American Studies
Studio Art
Art History and Archaeology
Asian and (East) European Languages and Cultures
Central European, Russian, and Eurasian Studies
Classics
Communication
Comparative Literature
Dance
English Language and Literature
French and Italian Languages and Literatures
Germanic Studies
History
Jewish Studies
Linguistics
Music/Music Performance/
Music Education
Philosophy
Romance Languages
Spanish and Portuguese Languages and Literatures
Theatre
Women's Studies

COLLEGE OF BEHAVIORAL AND SOCIAL SCIENCES (BSOS)

African American Studies
Anthropology
Criminology and Criminal Justice
Economics
Environmental Science and Policy
Geography
Government and Politics
Hearing and Speech Sciences
Psychology
Sociology

ROBERT H. SMITH SCHOOL OF BUSINESS (BMGT)

Accounting
Decision and Information Technologies
Finance
General Business and Management
Logistics, Transportation, and Supply Chain Management
Marketing
Operations and Quality Management

COLLEGE OF COMPUTER, MATHEMATICAL, AND PHYSICAL SCIENCES (CMPS)

Astronomy
Computer Engineering
Computer Science
Environmental Science and Policy
Geology
Mathematics
Physical Sciences
Physics

COLLEGE OF EDUCATION (EDUC)

Early Childhood Education
Elementary Education
Secondary Education
Special Education
Art
English
Foreign Language
Mathematics
Science
Social Studies
Speech and English
Theatre and English

A. JAMES CLARK SCHOOL OF ENGINEERING (ENGR)

Aerospace Engineering
Biological Resources Engineering
Chemical Engineering
Civil and Environmental Engineering
Computer Engineering
Electrical Engineering
Engineering (B.S. in)
Fire Protection Engineering
Materials Science and Engineering
Mechanical Engineering

COMBINED PROGRAMS

Arts - Dentistry
Arts - Law
Biochemistry/Pharmacy
Animal Science/Veterinary Medicine

COLLEGE OF HEALTH AND HUMAN PERFORMANCE (HLHP)

Family Studies
Public and Community Health
Kinesiological Science
Physical Education

PHILIP MERRILL COLLEGE OF JOURNALISM (JOUR)

Journalism

COLLEGE OF LIFE SCIENCES (LFSC)

Biochemistry
Biological Sciences
Chemistry
Environmental Science and Policy
Microbiology

UNDERGRADUATE STUDIES (UGST)

Civics
College Park Scholars
Division of Letters and Sciences
Gemstone
Individual Studies Program
Law and Health Professions
Pre-Dental Hygiene
Pre-Dentistry
Pre-Law
Pre-Biomedical Science Research and Medical Technology
Pre-Medicine
Pre-Nursing
Pre-Occupational Therapy
Pre-Optometry
Pre-Osteopathic Medicine
Pre-Pharmacy
Pre-Physical Therapy
Pre-Physician Assistant
Pre-Podiatric Medicine
Pre-Veterinary Medicine
University Honors Program

CAMPUS-WIDE CERTIFICATES

Air Force Aerospace Studies
Army ROTC
African American Studies
Asian-American Studies
East Asian Studies
International Agriculture and Natural Resources
Latin-American Studies
Lesbian, Gay, Bi-Sexual and Transgender Studies
Science, Technology, and Society
Women's Studies

MULTI-COLLEGE PROGRAMS

Computer Engineering (CMPS, ENGR)
Environmental Science and Policy (AGNR, BSOS, CMPS, LFSC)



STRENGTH AND CONDITIONING

In the highly competitive world of collegiate basketball, the off-court preparation of the basketball athlete is a critical component in the on-court success of any Division I program. Pete Yurish, Maryland's strength and conditioning coach for men's basketball, believes strongly that a solid off-court training program can dramatically improve levels of performance, as well as significantly reduce the chance of injury. The benefit of performing structured strength and power training throughout the entire year has allowed the Terps to reach new levels in physical development and in turn, has resulted in great success on the basketball court.



Pete Yurish

Yurish's philosophy consists of allowing the players to gain strength, speed and change of direction capabilities through drills that are basketball oriented. He believes that the team must be prepared to run and play the up-tempo style of basketball that is Gary Williams' trademark. Yurish trains the team so that it will be able to play up to Williams' style



The Terps' new state-of-the-art weight room at Comcast Center.

The members of the men's basketball team have the use of a fully-equipped weight training facility located down the hall from the men's basketball office and the team's locker room in Comcast Center. The conveniently located 4,000 square foot facility features a combination of Sorinex

weight training equipment and York free weight equipment. The strength staff utilizes this facility specifically during the season as basketball team members are personally trained before, during and after the season.





1 TEAM

SPORTS MEDICINE

The University of Maryland Department of Intercollegiate Athletics and the University of Maryland Medical Center's Sports Medicine program have joined forces to provide the best possible medical attention and care to all Terrapin student-athletes.

Says Deborah A. Yow, Maryland's director of athletics: "When we recruit student-athletes to play for Maryland, we owe them the best education, the best coaching and the best comprehensive health care. It is especially gratifying for us to partner with our medical center in the same fashion as other ACC institutions do with their medical schools."

DARRYL CONWAY



**ASSISTANT AD/
SPORTS MEDICINE
DELAWARE '93
THIRD YEAR AT
MARYLAND**

Darryl Conway was hired in June 2004 as Maryland's assistant athletics director for sports medicine after spending three years as the head athletic trainer at the University of Central Florida. Conway will oversee all medical and athletic training operations for the Terrapins' 27 varsity athletic programs.

Conway, who has been an athletic trainer at both the collegiate and professional levels, comes to the Terrapins after serving as head athletic trainer at the University of Central Florida for three years. There he was the head trainer for the Golden Knight football squad, while supervising the assistant trainers, graduate assistants and student assistants who provide training coverage of Central Florida's 17 varsity sports. At UCF, Conway was responsible for overseeing the compilation and input of daily medical records, the computerized injury surveillance program and the NCAA injury surveillance system. He served as a clinical instructor/field experience supervisor for athletic training students, assisted in the development of marketing and fundraising projects for the sports medicine department and served as the site coordinator for the NCAA drug testing program at UCF.

Prior to his position at Central Florida, Conway served as the Director of Sports Medicine at the University of Northern Iowa, working as the head trainer for the Panthers' football and men's basketball teams from 1999 to 2001. He was the head athletic trainer at Morgan State University in Baltimore for one season and was an assistant trainer and professor at Delaware, his alma mater, for two years. From 1993 to 1996, Conway was an assistant trainer with the NFL's New York Jets.

Conway earned a bachelor's degree in physical education studies, magna cum laude, from the University of Delaware in 1993, before receiving a master's degree in physical education and a certificate in sports management from Adelphi University two years later.

Conway has taught numerous collegiate courses related to athletic training, has made numerous presentations and has co-authored several scholarly publications and book chapters. He has been a member of the National Athletic Trainers' Association (NATA) since 1989, and is also a member of the United States Weightlifting Federation.

Conway and his wife, Tracy, have a son, Michael.

CRAIG BENNETT, M.D.



**HEAD TEAM
PHYSICIAN/
ORTHOPAEDIC
SURGEON
THIRD YEAR**

Craig H. Bennett, M.D., is in his third season as the head team physician and orthopaedic surgeon for Maryland. Dr. Bennett is the Chief of Orthopaedic Sports Medicine at the University of Maryland School of Medicine and has also served as the head orthopaedic surgeon for the NFL's Baltimore Ravens. Prior to his arrival at Maryland, Dr. Bennett was at the University of Pittsburgh where he served as an assistant professor of orthopaedics, as a team physician for Pittsburgh's athletic department and as the associate team physician for the Pittsburgh Steelers.

A native of Buffalo, N.Y., Dr. Bennett graduated with honors from Brown University in 1985. He earned his medical degree from the University of California at San Francisco and completed his residency in orthopaedic surgery at Emory University in Atlanta, Georgia. He then completed a sports medicine-knee and shoulder fellowship at the University of Pittsburgh and subsequently stayed on staff at Pittsburgh for five years. While at Pittsburgh, he also served as the team physician for the men's basketball team.

Dr. Bennett was selected to the American Academy of Orthopaedic Surgeons Leadership Fellows Program in 2003-04 and Towson University honored him as their African-American Scholar of the Year in 2004. He is a board certified member of the American Board of Orthopaedic Surgery and a member of the NFL Team Physicians Association.

JAMES DREESE, M.D.



**ASST. TEAM
PHYSICIAN/
ORTHOPAEDIC
SURGEON
FIRST YEAR**

Dr. James Dreese serves as assistant team physician for University of Maryland athletic teams. He is an Assistant Professor of Orthopaedics at the University of Maryland Medical Center. He received his undergraduate degree from Penn State University, where he competed on the football team and earned a varsity letter.

After completing his Orthopaedic Surgery residency at the renowned Hospital for Special Surgery in New York, NY he received subspecialty training in Sports Medicine and Shoulder Surgery at the University of Pittsburgh in Pittsburgh, Pa. He served as a team physician at Davidson University in Charlotte, N.C., prior to joining the Orthopaedic Surgery staff at the University of Maryland.

Dr. Dreese is a subspecialist in the management of shoulder, knee, and elbow injuries.

YVETTE ROOKS, M.D.



**Primary Care
Physician
Ninth Year**

Dr. Yvette Rooks is in her ninth year as a primary care physician for Maryland's athletics programs. Dr. Rooks graduated from Update Medical School/Health Science Center in Syracuse, N.Y., in 1993. She completed her residency in family medicine and a sports medicine fellowship at the University of Maryland, Baltimore, and is currently an assistant professor in the Department of Family Medicine at the University of Maryland School of Medicine.

In addition, Rooks the Residency Program Director in the Department of Family Medicine at University of Maryland Medical School. She also serves as the Director of the Primary Care Sports Medicine Fellowship.

Rooks graduated with honors from the State University of New York at Albany where she was a four-year starter on the volleyball team. She currently lives in Ellicott City, Md., and has an eight-year old daughter, Madison.

BRIAN CORWELL, M.D.



**Primary Care
Physician
First Year**

Dr. Brian Corwell is in his first year as a primary care team physician at the University of Maryland. He graduated from Tufts University in 1996 with a degree in biology and psychology. He then completed a pre-doctoral clinical fellowship at the National Institute of Health.

Dr. Corwell earned his medical degree from the University of Maryland in 2002, where he was a frequent volunteer in the College Park athletic clinic. Dr. Corwell completed his residency in Emergency Medicine at the Harvard Affiliated Beth Israel Deaconess Medical Center. He then returned to the University of Maryland to complete a fellowship in Sports Medicine. He has lectured and authored numerous publications on the subjects of Emergency and Sports Medicine.

Dr. Corwell lives in Baltimore with his wife, Viveka and newborn son, Gabriel.

STUDENT HEALTH CENTER

Dr. Sacred Bodison and Dr. Stephen Fahey are full-time University Health Center physicians who specialize in sports medicine. Dr. Bodison is the assistant director for medical services at the Health Center and has been involved with the care of student-athletes since 1982. Dr. Fahey is an emergency physician who is in his 16th year working with the Terrapins. Both doctors are available to treat student-athletes daily on an as-needed basis in the Health Center.



ATHLETIC DEVELOPMENT

TERRAPIN CLUB

Athletic excellence is a tradition at the University of Maryland—a tradition alumni and friends alike want to see continue and flourish. That's why we are inviting you to be a member of the Maryland Athletics Family by joining the Terrapin Club. Whether you are an alumnus of the University of Maryland or a friend interested in supporting the state's flagship campus, belonging to the Terrapin Club enables you to:

- Provide annual scholarship support for our student-athletes who will contribute to the community
- Share our vision to fully scholarship all sports to best represent the University
- Take pride in the achievement of athletic excellence
- Participate in the camaraderie and fellowship unique to Terrapin Club members
- Receive a tax deduction for your financial contribution for scholarships
- Enjoy access to great benefits including priority seating in Byrd Stadium for football and Comcast Center for basketball, priority parking and tickets to other events

At Maryland, the Department of Intercollegiate Athletics operates without significant University funding and receives no state appropriations or tax dollars for operational expenses. Sanctioned by the University of Maryland College Park Foundation, 100% of the funds raised through the Terrapin Club are managed by the Foundation for the exclusive use of Maryland Athletics. Your contribution directly supports an annual student-athlete scholarship cost of over \$8 million and Terrapin Club and department expenses. The Terrapin Club provides scholarship support to many of the 700 student-athletes who compete on 27 varsity team representing the University of Maryland.

GETTING INVOLVED

Direct Gifts are the most common way of contributing. They are made in the form of cash, stock, checks or credit card

(Visa, MasterCard, American Express or Discover). For your convenience, a personal checking account can be debited a set amount every month.

In many cases, corporate matching gifts may be used to make your Terrapin Club contribution. Please contact your employer to see if you are eligible for a matching gift program.

CONTRIBUTION LEVELS

Recent Graduate	\$25 (year 1 after graduation)
Recent Graduate	\$75 (year 2 after graduation)
Bronze	\$50
Silver	\$125-\$249
Silver 250	\$250-\$599
Gold	\$600-\$1,199
Diamondback	\$1,200-\$1,999
Super Terrapin	\$2,000-\$4,999
Coaches Club	\$5,000-\$9,999
Top Terp	\$10,000 and More

BOARD OF DIRECTORS

President: John Alahouzos '71
Secretary/Treasurer: Mary Pratt-Henaghan '02
1st Vice President: Stan Goldstein '68
2nd Vice President: Rick Jaklitsch '80
President: Larry Grabenstein '72
 Robert Baker '66, Chuck Carr '85, Tom Ciandella '79, J. Douglas Cox '84, Cheryl Elstins, Marlene Feldman '75, Jon Forster '86, Rick Furlough, Barbara Harley, Alan Horowitz '81, Alan Jefferson, Dan Konick '68, Ben McCarter, Karel Petratis '67, Karabelle Pizzigati, J.R. Randels, Rosalie Reggetz, Cecelia Speake '73, James D. Stallings '72



301-314-7020
800-653-7667
TERRAPINCLUB.COM

THE M CLUB AN 83-YEAR TRADITION OF "ATHLETES HELPING ATHLETES"™

The M Club was founded in 1923 by a group of former University of Maryland athletes led by Dr. H.C. "Curley" Byrd to encourage excellence in athletics. It is one of the oldest and most respected letterwinner clubs in the country with an organization of more than 4,500 former Maryland varsity athletes and a leader in the National Letter Winners Association.

The M Club goals are to help achieve the very best overall academic and athletic program for all the varsity teams, to aid the athletes in making positive contributions to the community, to obtain and maintain funds for awards and scholarships and to cultivate networking, social contact and good sportsmanship among the wearers of the "M."

Membership participation, through the payment of annual dues, helps build the scholarship endowment fund, support student-athletes' awards and recognition efforts and provide for career development initiatives. Members receive information about the current teams and news about former teammates through a monthly electronic newsletter and a quarterly printed newsletter.

In addition, active members receive information about, and discounts for, various M Club activities. Many benefits are intangible, though, including the satisfaction of having lettered at a great university and being a part of a unique and exclusive organization that is nationally recognized.

University of Maryland letterwinners interested in the M Club should call David Diehl at (301) 314-5372 or Dotti Warren at (301) 314-7020, or visit our website at www.themclub.org.

Remember the M Club, "Athletes Helping Athletes."

M Club Executive Committee

Chns Rimonn, President
 Helena Bragg, President Elect
 Dan DeArmas, Vice President
 Dan McGuire, Assistant Secretary
 Marshall Fesche, Treasurer
 Jack Zane, Historian
 Gerald Bechtle, Past President
 Al Naylor, Past President
 Lisa Gibson, Past President
 Steve Hayleck, Past President
 Jack Heise, Legal Council
 David Diehl, Executive Director
 Deborah Yow, Athletic Director

MAJOR GIFTS FUNDRAISING

The University of Maryland recently launched its largest-ever fund raising effort in the quest to be one of the nation's great public research universities. *Great Expectations: The Campaign for Maryland* is the linchpin to the University's transformation from excellence to greatness.

To solidify our position as one of the premier athletics programs in the Atlantic Coast Conference and the nation, the Department of Intercollegiate Athletics will have a challenging, major goal for private donations for the campaign. During the *Great Expectations* campaign, Maryland Athletics will seek to raise a total of \$133 million to (1) enhance and improve competition, practice and training facilities for a number of our teams; (2) fund annual scholarships for student athletes; and (3) endow student athlete scholarships, coaching positions and programs.

Planned facility construction projects for Maryland Athletics are:

Enhancements to Chevy Chase Bank Field at Byrd Stadium, which include the construction of premium seating, containing over 50 suites of varying sizes, along the south sideline; upscale common areas containing lounge, restrooms and elevators; a Presidential Suite with seating for 200; additional mezzanine seating for approximately 500, including food service, heat and covered seating; new work area for television, radio and print media; new work area for coaches and game day operating staff; and enhanced seating for disabled customers. We also will install railings in the South and North lower bowl seats to enhance fan comfort and safety; and will lower the field at Byrd Stadium to improve sight lines for seats on the first 10 rows, converting those seats from obstructed view seats to some of the best views in the stadium. These projects will create a significantly improved Chevy Chase Bank Field at Byrd Stadium.

Renovation of the Varsity Team House, which houses team locker rooms, sports medicine and strength and conditioning areas for the baseball, men's lacrosse, men's and women's soccer, and men's and women's track & field teams.

Improvements to Ludwig Field and Kehoe Track, the competition site for men's and women's soccer, men's lacrosse, and men's and women's track & field teams.

Construction of a golf short game practice facility for the men's and women's golf teams.

Creating a winter indoor practice facility at the lowered field at Byrd Stadium that will service all of our field teams during the inclement weather months.

Private gifts to Maryland Athletics will help us reach our facility, scholarship and endowment goals for the *Great Expectations* campaign. Major gifts for facility renovation and scholarship endowment are an opportunity to have your name permanently and prominently linked with the tradition of Maryland Athletics. Many exciting naming opportunities for athletic facilities (such as the Soccer/Track Stadium, Field Hockey/Women's Lacrosse Stadium, and the Auxiliary Gym in Comcast Center) are available in recognition of major gifts.

To obtain information on facility naming opportunities or endowments for student athlete scholarships, please contact the Athletics Major Gifts Office at (301) 314-7020, or toll-free at (800) 653-7667, or by email at terrapinclub@umd.edu.

TERRAPIN RADIO NETWORK

All of Maryland's games will be broadcast live on the Terrapin Sports Network, which boasts one of the strongest coverage areas in collegiate sports. Terrapin Sports Marketing, a division of Viacom Sports Marketing, manages the Terrapin Sports Network in College Park. In its third year as the multi-media marketing rights partner for University of Maryland athletics, Terrapin Sports Marketing is building a stronger network that will provide coverage in Maryland, Virginia, West Virginia, Pennsylvania, Delaware, New Jersey and Washington, D.C.

Maryland's broadcasts will be accessible on the internet via the Terps' official athletics website, www.umterps.com.



The Maryland Radio Network: Brett Bessell (statistics), Johnny Holliday (play-by-play), Head Coach Gary Williams, Chns Knoche (color analyst) and Tom Marchitto (engineer).

TERRAPIN RADIO NETWORK

Radio Station	Listening Area
LIVE 105.7 FM (WHFS)	Baltimore (Flagship)
ESPN Radio 1300 AM (WJFK)	Baltimore (Flagship)
WMAL AM 630	Washington
WTBO AM 1450	Cumberland
WFMD AM 930	Frederick
WARK AM 1490	Hagerstown
WMSG AM 1050	Oakland
WQMR FM 101.1	Ocean City
WCCEM AM 1240	Cambridge
WAMD AM 970	Aberdeen



JOHNNY HOLLIDAY

PLAY-BY-PLAY ANNOUNCER 28TH YEAR

Johnny Holliday, now in his 28th year as "Voice of the Terps," is considered one of the finest play-by-play announcers in the country. In addition to calling the action for the Maryland basketball and football teams, Holliday hosts the Gary Williams and Ralph Friedgen television shows. As the Terps' director of broadcasting, he also handles a myriad of speaking duties within the athletics department, ranging from banquets to golf outings.

In addition to his exploits calling Terrapin contests, Holliday also hosts the Ralph Friedgen and Gary Williams Television and Radio Shows as well as a myriad of other athletics department speaking engagements.

Now in his 25th year with ABC Sports Radio and heard nationwide weekday mornings, Holliday's experiences in entertainment are as notable as those in sports. He was a long-time disc jockey in Cleveland, Ohio, once named the nation's premier DJ. He has had leading roles as an actor in musicals working the summer stock and dinner theatre circuit in shows such as *The Music Man*, *42nd Street* and *Bye Bye Birdie* to name a few. In addition, he penned an autobiography in 2002, *From Rock to Jock*, which details his rise to one of the nation's most recognizable voices. His most recent book titled *Maryland Hoops Tales*, was released in the fall of 2006.

In the sports field, his credits include anchoring the radio coverage of every summer and winter Olympics since 1984 for

ABC, major golf tournaments, the Orioles, Bullets, Wizards and Washington Senators to name a few.

A Rock and Roll Hall of Fame inductee (2003), Holliday earned a Distinguished Service Award from the Atlantic Coast Conference for his pioneering work in the league's broadcasts of women's basketball. He has also been named one of the top 16 radio announcers for college basketball by ESPN personality Dick Vitale. And when *Washingtonian Magazine* named him one of their annual Washingtonians of the Year, it was not just because of his voice. Holliday has helped raise in excess of \$1.5 million for charity with his basketball and softball teams as well as spent countless hours working with the Special Olympics, March of Dimes, the Catholic Charities, Operation Smile and Victory Youth Center to name a few. In 1998, he was honored by the Greater Washington, D.C. chapter of Operation Smile with the "Smile Award" recognizing his service while in 1995 he earned Maryland's own M Club Distinguished Citizen Award. In 2006 he earned the CYO National Person of the Year award, along with the Diabetes Association Father of the Year award.

A native of Miami, Fla., Holliday began his broadcasting career in Perry, Ga., and has worked in some of the nation's premier markets - Cleveland, New York, San Francisco and Washington. He and his wife, Mary Clare, are the proud parents of three daughters and grandparents seven children. His daughter Kellie is a physician who resides in Bel Air, Md., with her husband and fellow-physician, Steve; Tracie is a neonatal nurse at Shady Grove Hospital who resides in Potomac with husband Chris, an attorney; and Moira who is a freelance TV producer and resides with her husband, Bob, who is an account executive with the Lending Group, in Jacksonville, Fla.



CHRIS KNOCHE COLOR ANALYST EIGHTH YEAR

Chris Knoche, a former player and head coach at American University who has worked in radio and television for the past seven years, is in his eighth season as the color analyst for the Terp men's basketball radio broadcasts.

Knoche spent 17 seasons at American, playing the 1979-80 and '80-81 seasons under current Terp coach Gary Williams before moving into an assistant coaching position and later serving seven seasons (1991-97) as the Eagles' head coach.

Prior to joining Maryland's broadcast crew, he worked 40-50 games each of the previous two seasons as a color commentator, including stints on the Ivy League Game of the Week on Westwood One/CBS Radio and Ivy League Game of the Week for DirecTV and for HDTV. He has also worked telecasts for ESPN and CSN, in addition to doing radio and television analysis for George Mason University games. Currently he makes regular guest appearances on the highly rated "The Sports Reporters" on Sportstalk 980 in Washington, D.C.

"Chris Knoche brings an outstanding background as a player, coach and fan to our basketball broadcasts," said Williams, the Terps' 16th-year head coach. "Being able to work with Johnny Holliday, Chris provides the opportunity for Maryland fans to listen to someone who has very good experience as a color commentator. More important, he is someone who has a great feel for the game of basketball. I have known Chris as a player and a coach for more than 20 years. He has been an exciting addition to our basketball program."



MEDIA GUIDELINES

BASKETBALL CONTACT

Jason Yaman
Assistant Director,
Athletic Media Relations



Jason Yaman

Mailing Address
Room 2725
Comcast Center
Terrapin Trail
College Park, MD 20742

Important Telephone Numbers
301-314-8052 — Yaman's Office Phone
301-314-7064 — Media Relations Office
301-314-9094 — Media Relations FAX
301-314-8624 — Comcast Center Press Row
Athletics Web Site — www.umterps.com

MEDIA CREDENTIALS POLICY

The University of Maryland issues press credentials under the priorities and according to the guidelines set out below. These priorities and guidelines are designed to achieve efficient use of limited space available for working members of the media and of other types of access not enjoyed by members of the public at University of Maryland intercollegiate athletic events.

The University of Maryland Department of Intercollegiate Athletics Office of Media Relations ("Media Relations") is responsible for administering this policy. Credential requests must be made by sports editors or sports directors online at UMTerps.com no later than five days prior to an event. For more information, contact the Media Relations Office at 301-314-7064.

PRIORITIES:

1. Originating radio and television personnel involved in a live television or radio broadcast of a University of Maryland intercollegiate athletic competition.
2. Daily newspapers, wire services, and regional and national publications that regularly and substantially report on University of Maryland intercollegiate athletic competitions.
3. Non-originating radio and television personnel producing reports on a University of Maryland intercollegiate athletic competition. Only local radio stations with a full-time sports director conducting a regular and substantial sports show reporting on University of Maryland intercollegiate athletic competitions receive consideration for credentials.
4. Officially recognized University of Maryland daily student publications and daily student electronic media outlets that regularly and substantially report on University of Maryland intercollegiate athletic competitions; and official websites of Atlantic Coast Conference schools, non-conference opponents, and the Atlantic Coast Conference office.

5. Non-daily newspapers or publications that regularly and substantially report on University of Maryland intercollegiate athletic competitions.
6. Online entities that meet the requirements set out in guideline number 7, below.

GUIDELINES:

1. Season media credentials are issued to those organizations that report on University of Maryland intercollegiate athletic competitions on a regular and substantial basis, as outlined above. Issuance of season media credentials does not guarantee working space in media work areas.
2. With the exception of Terrapin beat reporters reporting on the team on a daily basis and producing daily reports, all passes are approved and issued on a game-by-game basis.
3. Except as otherwise provided for in this Policy, all passes and credentials are non-transferable and are subject to immediate revocation if transferred to any other person, including non-working members of a media organization.
4. Due to limited space and to ensure compliance with NCAA guidelines, credentials will not be issued to "free-lance" writers or photographers without a specific assignment received in writing by the assigning organization.
5. The University of Maryland and the NCAA prohibit the issuance of credentials to representatives of an organization that regularly publishes gambling information, such as "tout sheets" or "tip sheets."
6. Credentials may be issued to the official websites of Atlantic Coast Conference schools, non-conference opponents, and the Atlantic Coast Conference office.
7. Credentials may be issued to other online entities that: a) are affiliated with a national or regional media organization; b) host a website that regularly and substantially reports on University of Maryland intercollegiate athletics, and; c) employ for that University of Maryland dedicated website at least one full-time, permanent employee who writes a substantial majority of all material posted on the site. An online entity that is a outlet primarily devoted to the recruitment of students athletes will not qualify for credentials.
8. All persons picking up credentials will be required to furnish positive identification. No credentials will be issued to individuals under the age of 18.
9. Media Relations may deny or revoke credentials for noncompliance with the Priorities or Guidelines set out in this Policy; for violations of University, Department of Intercollegiate Athletics, NCAA, or ACC policies; and for conduct for which there are reasonable grounds to believe violate state or federal law, or constitute a breach of professional ethics. Any organization that wishes to contest a denial or revocation shall: a) request Media Relations provide a written rationale for the denial or revocation; b) submit a written response to that rationale to the Associate Athletic Director for Media Relations. After

reviewing the response, the Associate Athletic Director for a Media Relations, in consultation with appropriate University officials, shall issue a decision to uphold or reverse the denial or revocation. The Associate Athletic Director's decision shall be final.

CREDENTIAL REQUESTS

Credential requests must be made by sports editors or sports directors on official letterhead no later than five days prior to an event. They should be sent to the Athletic Media Relations Office, University of Maryland, 2725 Comcast Center, College Park, MD 20741-0295. They may also be faxed to 301-314-9094. No credential requests will be accepted via e-mail or by phone.

GAME DAY PRESS PARKING

Parking is located to the north of Comcast Center – in lots P1 and P2. Media parking is best accessed from the University Drive (Rt. 193) entrance to campus at Paint Branch Drive. Access to the media parking area is parking pass only, and is available on a limited basis.

For lots P1 and P2, after entering campus on Paint Branch Drive, take the first right at Terrapin Trail, and proceed approximately 100 yards to the media parking area on the right.

STAYING IN COLLEGE PARK HOTELS

UMUC Inn & Conference Center	301-985-7310
Greenbelt Marriott	301-441-3700
Best Western Maryland Inn	301-474-2800
Greenbelt Holiday Inn	301-982-7000
College Park Holiday Inn	301-345-6700
College Park Comfort Suites	301-441-8110
Courtyard by Marriott	301-441-3311
Quality Inn	301-864-5820
Days Inn	301-345-5000

RESTAURANTS

R.J. Bentley's	301-277-8898
94th Aero Squadron	301-699-9400
Applebee's	301-864-6118
Bennigan's	301-982-9780
Chef's Secret	301-345-6101
Chipotle	240-582-0015
Cornerstone	301-779-7044
Ledo's	301-422-8622
New York Deli	301-345-0366
Santa Fe Cafe	301-779-1345
Sir Walter Raleigh Inn	301-474-6500
TGI Friday's	301-345-2503

Local Taxi Cabs

Bonnette Sedan Taxi Service	301-422-2687
Capital Cab Company	301-322-8877
Greenbelt Cab Company	301-577-2000



1 TEAM

PHOTOGRAPHY REGULATIONS

All photographers and camera operators must remain seated in baseline photo areas, as per NCAA regulations. Locations will be assigned for more crowded games. Photographer and videographer positions are at the complete and absolute discretion of the basketball game officials and the Maryland media relations office at all times, without exception.

The NCAA has established a policy to control congestion in photography areas. Priority shall be given, in all instances, to photographers and videographers on assignment. Only game photographers (no runners, assistants or producers) shall have access to courtside photo areas.

Strobe lights may be installed in Comcast Center, but arrangements must be made through the media relations office two weeks in advance. Space for strobe lights is available on a first-come, first-served basis.

PRESS SEATING AND MEDIA WORK ROOM

The courtside press area and work room both are at the northeast corner of the arena. Both are available for working media only.

Working space in the press area of Comcast Center is limited and seats are expressly reserved for those working on deadline, with no exceptions. Children and other non-workers are not allowed in the press area.

Located on the court level of Comcast Center, the work room is directly across from the men's basketball locker room and directly behind the courtside press area. They are connected by the tunnel area adjacent to the loading dock and service entrance on the arena's northeast corner.

A limited number of long distance phone lines are available in the work room on a first-come, first-served basis, and require a credit card for billing. Dedicated phone lines in the courtside press area are available by placing an advance order with Scott Sargent, Asst. Director of Operations and Facilities, at 301-314-9729.

The work room opens well before game time and media representatives are welcome upon arrival at the arena. A pregame food service is served buffet style. A halftime beverage service is also available. The pregame buffet is available one hour before tipoff.

TELEPHONES

Six complimentary phone lines are available in the Comcast Center press work room, as dictated by ACC policy (calling card or reverse charges required). Additional requests for dedicated lines, either for the work room or courtside, should be directed to Scott Sargent, Asst. Director of Operations and Facilities, at 301-314-9729. List Mark Fratto as the contact for all installations.

POSTGAME PRESS CONFERENCE

Postgame press conferences for both head coaches will be conducted at the conclusion of each game.

The Maryland locker room is open to credentialed media for a brief period after Coach Williams concludes his comments to the media. The visiting team's locker room access policy is determined by officials of that school.

POSTGAME STATISTICS

A statistics packet including running play-by-play, first half and final box scores, and postgame notes and home and visitor head coach quotes, are compiled for each game and made available to the media at press row and in the media work room.

E-MAIL SERVICES

Basketball releases may be obtained electronically by contacting Jason Yaman at jyaman@umd.edu.

IN-SEASON INTERVIEW POLICIES

Maryland players and head coach Gary Williams will be available for interviews with accredited members of the media throughout the season. All interview requests must be made through the media relations office, contacting Jason Yaman. Please give 24 hours notice.

Players' individual phone numbers will not be given to the media. Players will not be available for live call-in radio shows.

WEEKLY TELECONFERENCE

Beginning on January 8 and continuing each Monday through the end of the season, the Atlantic Coast Conference will conduct a weekly telephone press conference featuring all 12 league coaches, beginning at 10:30 a.m.

Each coach will be available to furnish comments and take questions for 10 minutes. Gary Williams is available from 11:30 to 11:40 a.m..

The weekly press conference can be accessed by calling 913-981-5507. There will be an instant replay of each teleconference on the Conference's internet site TheACC.com each Monday afternoon. Please contact Barb Dery at the ACC office (336-851-6062) for further information.

TELECONFERENCE SCHEDULE:

Skip Prosser, Wake Forest	10:30 a.m.
Seth Greenberg, Virginia Tech	10:40 a.m.
Al Skinner, Boston College	10:50 a.m.
Sidney Lowe, NC State	11:00 a.m.
Roy Williams, North Carolina	11:10 a.m.
Frank Haith, Miami	11:20 a.m.
Gary Williams, Maryland	11:30 a.m.
Paul Hewitt, Georgia Tech	11:40 a.m.
Leonard Hamilton, Florida State	11:50 a.m.
Mike Krzyzewski, Duke	12:00 p.m.
Oliver Purnell, Clemson	12:10 p.m.
Dave Leitao, Virginia	12:20 p.m.

DIRECTIONS TO COMCAST CENTER FROM BALTIMORE AND POINTS NORTH

Take I-95 South to Washington, D.C.'s Capital Beltway (I-495 West). Take Exit 27 and then follow signs to Exit 25 (U.S. 1 South toward College Park). Proceed approximately one mile south on Route 1; take the exit for 193 West (University Boulevard). At the first light, turn left onto Paint Branch Drive. The Comcast Center will be on your right.

FROM VIRGINIA AND POINTS SOUTH

Take I-95 North to Washington, D.C.'s Capital Beltway (I-495). Continue north on I-95/I-495 toward Baltimore. Take Exit 25 (U.S. 1 South toward College Park). Proceed approximately one mile south on Route 1; take the exit for 193 West (University Boulevard). At the first light, turn left onto Paint Branch Drive. The Comcast Center will be on your right.

FROM VIRGINIA AND POINTS WEST

Take I-66 East or I-270 South to Washington, D.C.'s Capital Beltway (I-495). Go East on I-495 toward Baltimore/Silver Spring. Take Exit 25 (U.S. 1 South toward College Park). Proceed approximately one mile south on Route 1; take the exit for 193 West (University Boulevard). At the first light, turn left onto Paint Branch Drive. The Comcast Center will be on your right.

FROM ANNAPOLIS AND POINTS EAST

Take U.S. 50 West to Washington, D.C.'s Capital Beltway (I-495). Go north on I-95/I-495 toward Baltimore. Take Exit 25 (U.S. 1 South toward College Park). Proceed approximately one mile south on Route 1; take the exit for 193 West (University Boulevard). At the first light, turn left onto Paint Branch Drive. The Comcast Center will be on your right.

FROM WASHINGTON, D.C. (NORTHWEST/SOUTHWEST)

Take 16th St. North which becomes Georgia Avenue North at the Maryland/D.C. line. Go East on I-495 toward Baltimore. Take Exit 25 (U.S. 1 South toward College Park). Proceed approximately one mile south on Route 1; take the exit for 193 West (University Boulevard). At the first light, turn left onto Paint Branch Drive. The Comcast Center will be on your right.

FROM WASHINGTON, D.C. (NORTHEAST/SOUTHEAST)

Take Rhode Island Avenue (U.S. 1 North) which becomes Baltimore Avenue North at the Maryland/D.C. line. Proceed through the city of College Park. Turn left at the main entrance (the intersection of Route 1 and Paint Branch Parkway). Take the immediate right onto Paint Branch Drive. The Comcast Center will be on your left.



COVERING THE TERPS

Key: [SE] indicates sports editor
[ASE] indicates assistant sports editor
[SD] indicates sports director
[B] indicates beat writer
[C] indicates columnist
[SW] indicates staff writer
[SA] indicates sports anchor
[SR] indicates sports reporter
[STH] indicates sports talk host
[ESP] indicates exec. sports producer
[SP] indicates sports producer
[AM] indicates assignment manager

Maryland Radio Network

Johnny Holliday
ABC Radio
1717 Desales St. NW
Washington D.C. 20036
(301) 946-4261 [home]
(301) 946-9111 [fax]
jholliday6@aol.com

Jonathan Claiborne
1410 Bolton Street
Baltimore, MD 21217
(410) 523-5174 [home]
(410) 347-9409 [work]
jclaiborne@wtplaw.com

Tim Strachan
3925 Washington St
Kensington, MD 20071
(301) 949-7110 [home]
(202) 224-0695 [work]
t13fund@aol.com

Print Outlets

Washington Post
1150 15th St. NW
Washington DC 20071
(202) 334-7350
(202) 334-7685 [fax]
sports@washpost.com
Emilio Garcia-Ruiz [SE]
Matt Rennie [ASE]
Dan Steinberg [B]
Barry Svruga [SW]
Michael Wilbon [C]
Tony Kornheiser [C]
Thomas Boswell [C]
Mike Wise [C]

Baltimore Sun
501 North Calvert Street
Baltimore, MD 21278
(410) 332-6200
(410) 783-2518 [fax]
sports@baltisun.com
Tim Wheatley [SE]
Steve Marcus [ASE]
George VanDaniker [ASE]
Heather Dinich [B]
Rick Maese [C]
David Steele [C]
John Eisenberg [C]
Peter Schmuck [C]

Washington Times
3600 New York Ave., NE
Washington DC 20002
(202) 636-3261
(202) 529-7869 [fax]
sports@washingtontimes.com
Mark Hartsell [SE]
Patrick Stevens [B]
Tom Knott [C]
Dan Daly [C]
Dick Heller [C]
Thom Loverro [C]

Annapolis Capital
2000 Capital Drive
Annapolis, MD 21404
(410) 280-5923
(410) 280-5953 [fax]
sports@capitalgazette.com
Joe Gross [SE]
Bill Wagner [B]
John McNamara [B/C]

Washington Examiner
6208 Edsall Road
Alexandria, VA 22312
(703) 846-8335
(703) 846-8366 [fax]
sports@dcexaminer.com
Dan Rubin [SE]
Leon Saffelle [ASE]
Rick Snider [C]
John Kaum [SW]
Brian McNally [SW]
Kevin Dunleavy [SW]
Craig Stouffer [SW]

Frederick News-Post
200 E. Patrick Street
Frederick, MD 21701
(301) 662-1177
(301) 662-8299 [fax]
sgoldberg@fredericknews.com
Stan Goldberg [SE]
John Cannon [SW]
Brandon Oland [SW]

Hagerstown Herald/Mail
100 Summit Ave
Hagerstown, MD 21740
(301) 733-5131
(301) 714-0245 [fax]
sports@herald-mail.com
Mark Keller [SE, Morning Herald]
Larry Yanos [SE, Daily Mail]
Bob Parasiliti [B]

Montgomery Gazette
1200 Quince Orchard Blvd
Gaithersburg, MD 20878
(301) 670-2050
(301) 670-7183 [fax]
sports@gazette.net
Bnan Heard [SE]
Josh Cooley [ASE]
John Wehmuller [ASE/SW]
Jennifer Beekman [SW]
Chay Rao [SW]
James Peters [SW]

Montgomery Sentinel
30 Courthouse Square
Suite 405
Rockville, MD 20850
(301) 838-0788
(301) 838-3458 [fax]
editor.mc@thesentinel.com
Bnan Karam [SE]
Brandy Simms [SW]
Ryan Gallagher [SW]

Prince George's Gazette
8201 Corporate Drive, Suite 1200
Landover, MD 20785
(301) 731-2117
(301) 731-2116
(301) 731-2141 [fax]
selkin@gazette.net
Seth Elkin [SE]
Adam Rubenstein [ASE]
Ted Black [SW]
Derek Toney [SW]
Terron Hampton [SW]

Salisbury Times
115 E. Carroll Street
Salisbury, MD 21801
(410) 749-7171, ext. 212
(410) 749-7290 [fax]
syonker@smgpo.gannett.com
Shawn Yonker [SE]
Tim Brennan [SW]
Jason Barbato [SW]

Terrapin Times
P.O. Box 993
Bel Air, MD 21014
(800) 594-9320
(410) 256-8838 [fax]
Kcfish4life@hotmail.com (and)
kcav5@aol.com
Keith Cavanaugh [SE]
Mark Clem [SW]
Mike Ashley [SW]
Chris King [SW]

Wire/National Services

Associated Press
218 N. Charles St.
Suite 330
Baltimore, MD 21201
(410) 837-8315 [AP]
(410) 560-2735 [home office]
(410) 727-1550 [fax]
splswwtr@aol.com
Dave Ginsburg [SE]

USA Today
7950 Jones Branch Drive
McLean, VA 22108
(703) 854-7629
(703) 854-2072 [fax]
Tom O'Toole [SE]
Kelly Whiteside [SW]
Jack Carey [SW]
Malcolm Moran [SW]

ESPN/Network Radio Correspondent
Craig Heist
9757 Mountain Laurel Way #1C
Laurel, MD 20723
(301) 490-8041 [home]
(301) 906-8011 [cell]
cheist@aol.com

Student Media

The Diamondback
3136 South Campus Dining Hall
University of Maryland
College Park, MD 20742
(301) 314-8200
(301) 314-8358 [fax]
sports@dbk.umd.edu
Andrew Zuckerman [SE]
Stephen Whyno [B]

WMUC Radio
3130 South Campus Dining Hall
University of Maryland
College Park, MD 20742
(301) 314-7866
(301) 314-7879 [fax]
Bret Lasky [SD]
Nick Verderame
Mark Luff

Radio Outlets

WHFS (105.7-FM)
600 Washington Ave
Suite 201
Baltimore, MD 21204
(410) 828-7722
(410) 821-8256 [fax]

ESPN (1300-AM)
600 Washington Ave
Suite 201
Baltimore, MD 21204
(410) 823-1570
(410) 821-5482 [fax]

WBAL (1090-AM)
3800 Hooper Avenue
Baltimore, MD 21211
(410) 338-6592
(410) 338-6675 [fax]
sdavis@wbal.com
Steve Davis [SD]
Jerry Coleman [SA]
Stan White [SA]
Jared Ruderman [SP]

WTEM (980-AM)
8750 Brookville Road
Silver Spring, MD 20910
(301) 770-5701
(301) 881-8025 [fax]
scottlinn@ciarchannel.com
Andy Pollin [SD]
Steve Czaban [STH]
Rick "Doc" Walker [STH]
Chns Johnson [SP]
Scott Linn [SA]
Bram Weinstein [SR]
Al Galdi [SA]
Scott Jackson [SA]
Kevin Sheehan [SA]

WCBM (680-AM)
1726 Reisterstown Road, Suite 117
Baltimore, MD 21208
(410) 580-6800
(410) 580-6810 [fax]

WFMD (930-AM)
5966 Grove Hill Road
Frederick, MD 21703
(301) 663-4181
(301) 682-8018 [fax]

WJFK (106.7-FM)
10800 Main Street
Fairfax, VA 22030
(703) 691-1900
(703) 352-0111 [fax]

WMAL (630-AM)
4400 Jenifer St.
Washington DC 20015
(202) 686-3020
(202) 537-0009 [fax]
tblaz@cox.net
Bryan c. nehman@abc.com
Tom Blaz [SR]
Bryan Nehman [SR]

WNST (1570-AM)
1550 Hart Road
Towson, MD 21286
(410) 821-9678
(410) 828-4698 [fax]
stevch@wnst.net
Paul Koppelke [GM]
"Nasty" Nestor Apancio [SD]
Bob Haynie [STH]
Steve Hennessey [SP]
Ray Bachman [SP]
Terry Ford [STH]
Drew Forrester [STH]
Jeremy Conn [STH]

WOLB (1450-AM)
5900 Princess Garden Parkway
Lanham, MD 20706
(301) 306-1111
(301) 306-1149 [fax]

WTOP (1500-AM, 820-AM, 107.7-FM)
3400 Idaho Ave., NW
Washington DC 20016
(202) 895-5060
(202) 895-5149 [fax]
djohnson@wtopnews.com
Dave Johnson [SD]
Byron Kerr [SR]
Jonathan Warner [SR]
Craig Heist [SR]

TV Outlets

WBAL (NBC-11)
3800 Hooper Ave.
Baltimore, MD 21211
(410) 338-1750
(410) 467-6671 [fax]
11sports@theWBALchannel.com
Gerry Sandusky [SD]
Pete Gilbert [SA]
Chns Dachille [SP]

WBFF (FOX-45)
2000 W. 41st St.
Baltimore, MD 21211
(410) 467-5595
(410) 467-5093 [fax]
Bruce Cunningham [SD]
Amber Theohams [SA]
Vince Villani [SP]
Steve Penczek [SP]

WJZ (CBS-13)
Television Hill
Baltimore, MD 21211
(410) 578-7522
(410) 578-0642 [fax]
mpupa@cbs.com
Mark Viviano [SD]
Mike Pupa [ESP]
Stan Saunders [SR/SP]
Scott Curkin [SR/SP]
Travis Thomas [SP]

WMAR (ABC-2)
6400 York Road
Baltimore, MD 21212
(410) 377-7558
(410) 377-0493 [fax]
marlyan@wmar.com
Scott Garceau [SD]
Adam Martyan [SP]
Lon Snyder [SP]

WJLA (ABC-7)/Newschannel 8
1100 Wilson Blvd.
6th Floor
Arlington, VA 22209
(703) 236-9499
(703) 236-9263 [fax]
sports@wjla.com
Tim Brant [SD]
Greg Toland [SA]
Keith Abemethy [SP]
Alex Parker [SP]
Ross MacCallum [SP]

WRC (NBC-4)
4001 Nebraska Ave. NW
Washington, DC 20016
(202) 885-4451
(202) 885-4002 [fax]
wrcsports@nbc.com
George Michael [SD]
Lindsay Czarniak [SA]
Joe Schreiber [ESP]
Jeff Greenberg [ESP]
Mallory Crossland [SP]
Jeff Dunne [SP]

WTTG (FOX-5)
5151 Wisconsin Ave.
Washington, DC 20016
(202) 895-3026
(202) 895-3010 [fax]
feldyfox5@yahoo.com
bill.kistner@foxtv.com
Dave Feldman [SD]
Lou Holder [SA/SR]
Diana Roberts [SR]
Bill Kistner [ESP]

WUSA (CBS-9)
4100 Wisconsin Ave. NW
Washington, DC 20016
(202) 895-5600
(202) 363-6472 [fax]
Brett Haber [SD]
Joyce Jackson [SA]
Levan Reid [SA]

WHAG (NBC-25)
13 E. Washington St.
Hagerstown, MD 21740
(301) 797-4408
(301) 745-4093 [fax]
Shawn Stepaner [SD]
James Hill [SR]

WMDT (ABC-47)
202 Downtown Plaza
Salisbury, MD 21803
(410) 742-4747, ext. 324
(410) 749-4777 [fax]
sports@wmdt.com
Nate Dugnderty [SA]


Comcast SportsNet
7700 Wisconsin Ave.
Suite 200
Bethesda, MD 20814
(240) 497-3401
(301) 718-3324 [fax]
jyasharoff@comcastsportsnet.com
Chick Hernandez [SA]
Scott Hanson [SA]
Brent Hams [SA]
Kelli Johnson [SA]
Jill Sorenson [SA]
Sage Steele [SA]
Michael Jenkins [SA]
Russ Thaler [SA]
Manus Payton [SA]
Joe Yasharoff [AM]

Prince George's Co. Cable News 15
9475 Lottsford Rd.,
Suite 125
Largo, MD 20774
(301) 386-7627
(301) 322-6132 [fax]
Dave Goldman [SD]
David Barnes [SP]
Chris Marks [SR]

TERPS IN THE



Juan
DIXON
Portland Trailblazers



Terrence
MORRIS
Orlando Magic



Steve
FRANCIS
New York Knicks



Sarunas
JASIKEVICIUS
Indiana Pacers



Chris
WILCOX
Seattle Sonics



Steve
BLAKE
Milwaukee Bucks



Joe
SMITH
Denver Nuggets



Dave Neal
Sophomore
Forward

Will Bowers
Senior
Center

Parrish Brown
Senior
Guard

Gini Chukura
Senior
Forward

31

33

35

GOT ERIP S