

# 2008-09 BASKETBALL

**Eric Hayes**  
Junior Guard

**Greivis Vasquez**  
Junior Guard  
Second Team All-ACC

**Gary Williams**  
Head Coach  
20th Season at Maryland

**Landon Milbourne**  
Junior Forward

**Dave Neal**  
Senior Forward

UNIVERSITY OF

# MARYLAND

Bb  
Basketball

27  
SPORTS



1  
TEAM

[umterps.com](http://umterps.com)

# CHAMPIONSHIP TRADITION



**2002  
National  
Champions**



**2004 ACC Champions**



# 2008-09 MARYLAND BASKETBALL

Day	Date	Opponent	Time
Sat.	Nov. 8	NORTHWOOD (Exh.)	2:00 p.m.
Fri.	Nov. 14	BUCKNELL	8:00 p.m.
Tue.	Nov. 18	YOUNGSTOWN STATE	8:00 p.m.
Fri.	Nov. 21	VERMONT (CSN)	8:00 p.m.

## Old Spice Classic (Orlando, Fla.)

Thu.	Nov. 27	vs. Michigan State (ESPN2)	7:00 p.m.
Fri.	Nov. 28	vs. Gonzaga/Oklahoma State	TBA
Sun.	Nov. 30	Final-Round Games	TBA

Wed.	Dec. 3	MICHIGAN <sup>&amp;</sup> (ESPNU)	7:30 p.m.
Sun.	Dec. 7	vs. George Washington <sup>#</sup> (MASN)	7:30 p.m.
Fri.	Dec. 12	DELAWARE STATE (CSN)	8:00 p.m.
Mon.	Dec. 22	AMERICAN (CSN)	7:30 p.m.
Sat.	Dec. 27	BRYANT	2:00 p.m.
Tue.	Dec. 30	ELON	8:00 p.m.
Sat.	Jan. 3	CHARLOTTE (CSN)	4:00 p.m.
Wed.	Jan. 7	MORGAN STATE (CSN)	8:00 p.m.
Sat.	Jan. 10	GEORGIA TECH* (RLF Split)	Noon
Wed.	Jan. 14	at Miami* (RLF Split)	9:00 p.m.
Sat.	Jan. 17	at Florida State* (RLF Split)	Noon
Tue.	Jan. 20	VIRGINIA* (RLF Split)	8:00 p.m.
Sat.	Jan. 24	at Duke* (ESPN)	Noon
Tue.	Jan. 27	BOSTON COLLEGE* (ESPN2)	7:30 p.m.
Sat.	Jan. 31	MIAMI* (RLF Split)	8:00 p.m.
Tue.	Feb. 3	at North Carolina* (RLF/ESPN2)	8:00 p.m.
Sun.	Feb. 8	at Georgia Tech* (FSN)	7:30 p.m.
Sat.	Feb. 14	VIRGINIA TECH* (RLF Split)	4:00 p.m.
Tue.	Feb. 17	at Clemson* (ESPN2)	7:30 p.m.
Sat.	Feb. 21	NORTH CAROLINA* (ABC)	3:30 p.m.
Wed.	Feb. 25	DUKE* (ESPN)	9:00 p.m.
Sun.	Mar. 1	at NC State* (FSN)	7:30 p.m.
Tue.	Mar. 3	WAKE FOREST* (RSN)	9:00 p.m.
Sat.	Mar. 7	at Virginia* (ABC)	3:30 p.m.



March 12-15 at ACC Tournament<sup>@</sup> (RLF/ESPN)

March 19-April 6 NCAA Tournament (CBS)

Home games in ALL CAPS; Home games played at Comcast Center; \*-Atlantic Coast Conference game; &-Big 10/ACC Challenge; #-BB&T Classic, Verizon Center, Washington, D.C.; @-at Georgia Dome, Atlanta, Ga.; All times and dates subject to change; All times Eastern



# TABLE OF CONTENTS



## THIS IS MARYLAND BASKETBALL

2007-08 Schedule	1
Table of Contents	2
This Is Maryland Terrapins Basketball	4
Comcast Center	6
Championship Tradition	8
Basketball Family	10
Gameday at Garyland	12
The Power of The ACC	14
Maryland In The Spotlight	16
No Better Place To Be	18
So Much... So Close	20
The Gary Williams Datebook	22

## 2008-09 SEASON PREVIEW

Season Outlook	28
Roster Information	34
Pronunciation Guide	34

## COACHING STAFF

Head Coach Gary Williams	36
Assistant Coach Chuck Driesell	48
Assistant Coach Keith Booth	50
Assistant Coach Robert Ehsan	52
Director of Basketball Operations	
Troy Wainwright	54
Men's Basketball Support Staff	56

## MEET THE TERRAPINS

Dave Neal	60
Eric Hayes	62
Landon Milbourne	64
Greivis Vasquez	66
Jerome Burney	68
Adrian Bowie	70
Braxton Dupree	72
Dino Gregory	74
David Pearman	76
Cliff Tucker	78
Shane Mosley	80
Steve Goins	81
Radio/TV Chart	82

## ACC & OPPONENTS

About the ACC	84
ACC & NCAA Tournament Brackets	85
2007-08 ACC Standings & Stats	86
ACC Composite Schedule	88
Opponent Information	90
American, Boston College, Bryant,	
Bucknell, Charlotte	90
Clemson, Delaware, Duke,	
Elon, Florida State	91
George Washington, Georgia Tech,	
Miami, Michigan, Michigan State	92
Morgan State, North Carolina	
NC State, Vermont, Virginia	93
Virginia Tech, Wake Forest,	
Youngstown State	94



## 2008-09 Media Guide Credits

The 2008-09 University of Maryland Men's Basketball Media Guide was published by the Maryland Athletics Media Relations Office with the intent to serve all media and followers of Terrapin basketball. Additional copies may be purchased for \$25. Mail orders should include \$3 for postage and handling.

The guide was written and edited by publications coordinator Patrick Fischer, associate athletics director Doug Hull and Jason Yaman. Layout and design by Patrick Fischer.

Photography by Bruce L. Schwartzman, Phil Straw, Greg Fiume, Tony Quinn, Bill Vaughan, NEA/Getty Images and NBA Properties.

The Maryland Athletics Media Relations staff extends its thanks to all ACC and opponent sports information offices and all members of past sports information staffs that have assisted in compiling information that is an integral part of this guide. Any corrections or additions to the media guide are welcome and should be directed, via e-mail, to Doug Hull at dhull@umd.edu.



The University of Maryland is an equal opportunity institution with respect to both education and employment. The university does not discriminate on the basis of race, color, origin, sex or handicap in admission, access to, or treatment or employment in, its programs and activities as required by federal (Title VI, Title IX, Section 504) and state laws and regulations. Inquiries regarding compliance with Title VI of the Civil Rights Act of 1964, as amended, Title IX of the 1972 Educational Amendment, Section 504 of the Rehabilitation Act of 1973, or related legal requirements should be directed to the Office of Human Relations, 107 Hornbake Library, University of Maryland, College Park, Md. 20742; telephone—301-405-2633. Inquiries concerning the application of Section 504 and Part 34 of C.F.R. to the University of Maryland, College Park, should be directed to the Director, Disabled Student Services, 0126 Shoemaker Hall, University of Maryland, College Park, Md. 20742; telephone—301-314-7862 (voice) or 301-314-7653 (TTY).

## 2007-08 SEASON REVIEW

Review Notebook	96
Game-By-Game Results	97
Season Statistics	98
Team Game-By-Game	99
Points-Rebounds-Assists	100
Tracking The Terps	100
Superlatives	101
Miscellaneous Statistics	102
Game Recaps	103

## THE RECORD BOOK

Year-By-Year Finishes	116
Coaching History, Arena History	117
All-Time AP Poll	118
All-Time Coaches Poll	119
Individual Records	120
Individual Leaders	121
Class Records	126
Annual Leaders	128
Team Records	130
Largest Margins	132
Overtime Games	132
100-Point Games	133
Maryland Year-By-Year Stats	134
Opponent Year-By-Year Stats	135
Comcast Center Records	136
All-Time Results	137
Series Records	144
Series Results	145
Regular Season Tournaments	152
ACC Tournament History	154
Postseason History	156
NCAA Tournament Records	157

## HISTORY AND HONORS

Teams of Tradition	162
Honored Jerseys	170
Award Winners	175
All-Time Roster	177
Career Statistics	180
Cole Field House	183

## TERPS IN THE PROS

Terps In The NBA Draft	
Lottery History	186
Terps' Draft History	187
Terps In The Pros	188
Terps As Pro Coaches	190

## UNIVERSITY & ATHLETICS DEPARTMENT

University of Maryland	192
Distinguished Alumni	194
President C.D. Mote Jr.	195
Athletics Director Deborah A. Yow	196
Athletic Development	199
Academic Support & Career Development	200
Sports Medicine	203
Strength & Conditioning	204
Terrapin Radio Network	205
Media Guidelines	206
Covering The Terps	208



Maryland has reached 14 straight postseasons. In eight of the last 11 years, Maryland has received a top-5 seed in the NCAA tournament.



**THIS IS**

**MARYLAND**

Head coach Gary Williams is now the school's all-time winningest coach. He has 397 wins as head coach of the Terrapins and will celebrate his 20th year directing the program in 2008-09.



## QUICK FACTS

Location: ..... College Park, Md. 20742  
 Founded: ..... 1856  
 Enrollment: ..... 36,014  
 Nickname: ..... Terrapins, Terps  
 Colors: ..... Red, White, Black and Gold  
 Arena (Capacity): ..... Comcast Center (17,950)  
 Affiliation: ..... NCAA Division I  
 Conference: ..... Atlantic Coast  
 President: ..... Dr. C.D. Mote Jr. (California '59)  
 Athletics Director: ..... Deborah A. Yow (Elon '74)  
 Athletic Department Phone: ..... 301-314-7075  
 Press Row Phone: ..... 301-314-8624  
 First Year of Basketball: ..... 1904-05  
 Overall All-Time Record  
 (since 1923-24): ..... 1,320-908 (.592)  
 NCAA Tournament Appearances/Last: ..... 22/2007  
 National Championships: ..... 1 (2002)  
 NCAA Final Fours: ..... 2 (2001, 2002)  
 NCAA Final Eights: ..... 4 (1973, 1975, 2001, 2002)  
 NCAA Sweet Sixteens: 13 (1958, 1973, 1975, 1980, 1984, 1985, 1994, 1995, 1998, 1999, 2001, 2002, 2003)  
 ACC Championships: ..... 7 (Tournament Champions — 1958, 1984, 2004; Regular Season Champions — 1975, 1980, T-1995, 2002)

## BASKETBALL STAFF

Head Coach: ..... Gary Williams  
 (Maryland '68/19th season)  
 Overall Record (Years): ..... 604-343 (30)  
 Record at Maryland (Years): ..... 397-215 (19)  
 Assistant Coach: ..... Chuck Driesell  
 (Maryland '85/3rd season)  
 Assistant Coach: ..... Keith Booth  
 (Maryland '03/5th season)  
 Assistant Coach: ..... Robert Ehsan  
 (UC Davis '03/4th season)  
 Director/Operations: ..... Troy Wainwright  
 (UMUC '04/13th season)  
 Basketball Office Phone: ..... 301-314-7029

## MEDIA RELATIONS

Associate A.D./Media Relations/  
 Men's Basketball Contact: ..... Doug Dull (Maryland '81)  
 Media Relations Phone: ..... 301-314-1482  
 Media Relations Fax: ..... 301-314-9094  
 E-mail: ..... ddull@umd.edu  
 Office Athletics Website: ..... www.umterps.com  
 Media Relations Mailing Address:  
 ..... 2725 Comcast Center, College Park, MD 20742

## TEAM INFORMATION

2007-08 Overall Record: ..... 19-15  
 ACC Record/Finish: ..... 8-8, T-5th  
 ACC Tournament: ..... 0-1  
 Boston College defeated Maryland, 71-68 (First Round)  
 Postseason: ..... 1-1, NIT Second Round  
 Maryland defeated Minnesota 68-58 (First Round)  
 Syracuse defeated Maryland 88-72 (Second Round)  
 Letterwinners Returning/Lost: ..... 10/4  
 Starters Returning/Lost: ..... 3/2  
 Newcomers: ..... 2

**umterps.com**



Maryland is one of 13 schools to have appeared in 12 of the last 14 NCAA Tournaments, reaching the postseason each year since 1993-94.



Maryland has won 19 games or more in each of the last 12 seasons. The Terps have averaged 23 wins per season since 1996-97.

Head Coach Gary Williams has seven victories over No. 1-ranked teams, catching his latest victim last January at North Carolina.

# THE TERRAPINS BASKETBALL

The Terps finished sixth in the nation in average home attendance in 2007-08. Maryland played before a school-record 341,050 fans at Comcast Center.



# COMCAST QUICK FACTS

Capacity	17,950
Total Square Feet	440,000
On-Site Parking*	6,000
Seats for the Disabled	170
Restrooms	37
Concession Stands	12
Luxury Suites	20
Building Site	On Campus
Heritage Hall	Capacity 400
Auxiliary Competition & Practice Venue	Capacity 1,500
Terps Merchandise Store	Open 10-6, Mon.-Sat. and Gamedays

\*Within an eight-minute walk




Spacious concourses on two levels provide ample room for comfort, including 37 restrooms and 12 concession stands.



Men's and women's basketball locker rooms are decked with individual lockers, a meeting room, a team lounge, coaches locker rooms and adjoining training facilities.



# comcast



## 2007 NCAA DIVISION I MEN'S BASKETBALL HOME ATTENDANCE LEADERS

RANK	SCHOOL	G	ATTENDANCE	AVERAGE
1.	Kentucky	18	405,964	22,554
2.	North Carolina	16	327,953	20,497
3.	Syracuse	22	447,587	20,345
4.	Tennessee	16	324,274	20,267
5.	Louisville	17	331,184	19,481
<b>6.</b>	<b>MARYLAND</b>	<b>19</b>	<b>319,616</b>	<b>16,822</b>
7.	Wisconsin	18	309,420	17,190
8.	Arkansas	16	274,360	17,148
9.	Indiana	19	320,641	16,876
10.	Memphis	21	351,718	16,748





The NABC/Sears National Championship Trophy and Final Four jump circle from Atlanta are displayed in Comcast Center to celebrate the Terps' 2002 national title.



Gary Williams has earned a spacious and stylish office to greet players, coaches, guests and recruits.

# center



On Jan. 18, 2003, No. 17 Maryland downed No. 1 Duke, 87-72, in the Terps' first slaying of a top-ranked team in Comcast Center.



**M**aryland's new home for Terrapin Athletics was completed in the fall of 2002 and has already provided six seasons of topped attendance records and memories on the hardwood. Comcast Center provides a seating capacity of 17,950 fans for basketball, and serves as a campus site for university special events and select community events.

The Terrapins' first public basketball event was its 2002 Midnight Madness celebration, which has grown to one of the premiere student events of the academic year. In its first season, 281,057 fans were on hand to witness Terrapin basketball games for a per-game average of 17,566 as the Terrapins finished fifth in the nation. The Terps went on to finish fifth in the nation once again in 2003-04, with a school-record 287,200 spectators packing the arena for 16 full sellouts and a capacity per-game average of 17,950. Maryland drew 299,391 fans to Comcast Center during the 2004-05 season, again setting a school record. The Terrapins' first public basketball event was its 2002 Midnight Madness celebration, which has grown to one of the premier student events of the academic year. In its first season, 281,057 fans witnessed Terrapin basketball games for a per-game average of 17,566, ranking Maryland fifth in the nation that year. Last season, 341,050 fans came to the 19 home games at Comcast Center, setting a school record for home attendance, and tying the all-time mark for per-game average at 17,950, 100 percent of capacity. Maryland ranked sixth in the nation in home attendance in 2007-08 and this season, will welcome its 2-millionth fan in only the seventh season in the Terps' sparkling new home.

The honored jersey numbers of 15 of the greatest men's basketball players in school history, as well as banners commemorating the 2002 national championship and the 2002 National Coach of the Year Gary Williams, hang high above the court in Comcast Center's rafters. The 2004 ACC Tournament Championship banner was added three years ago.

Twenty suites provide enhanced viewing and entertainment capabilities for Maryland fans. Maryland's student section, affectionately known as "GARYLAND," accommodates 4,000 of the Terps' perennial ardent supporters. Students fill the first 10 rows that ring the arena floor and a majority of seats on the arena's west wall – which at an intimidating 35 degree incline provides the Terrapins' with a unique home court advantage.

Comcast Center houses the university's athletics administration offices and includes a 7,000-square-foot Academic Support Center, providing an enhanced study atmosphere for the school's nearly 750 student-athletes on 27 teams. An additional 1,500-seat gymnasium serves as home to the Terps' volleyball, gymnastics and wrestling teams, and Sprint Heritage Hall multi-purpose room is equipped to host banquets, press conferences, meetings and serve as a pregame restaurant suite overlooking the competition arena.

Comcast Center is an excellent place for alumni and fans to enjoy their favorite sports and share in their common Terrapin spirit. Visitors can learn about the men and women who have forged the Maryland Athletics program among the nation's elite as they stroll through the Terrapin Walk of Fame and History. The Terrapin Team Store, located just off the soaring three-level atrium lobby, allows visitors to outfit their pride.

Maryland has once again reclaimed the status of having the best student activities center and basketball arena in the country.

# CHAMPIONS

Gritty Terps claim 1st NCAA title



## 2002 NATIONAL CHAMPIONS



**NCAA Final Four MVP**  
 Juan Dixon had 155 points in the 2002 tourney, the ninth-highest figure in tournament history. His five steals against Indiana were the most in a title game since 1990.

**ATLANTA** — The dark and loud atmosphere of the Final Four in Atlanta is a far cry from the quiet and focused atmosphere of the Maryland Terrapins' victory in the NCAA championship game in Indianapolis on Monday.



# CHAMPION

The Terps' 32 victories broke the Maryland record for wins in a season. The Terps became the 15th team in ACC history to win 30 games.

Maryland's Baxter & Dixon duo is the highest-scoring tandem (4,127 points) in NCAA history to win a national championship. They are the 12th-highest scoring duo of all time.

Gary Williams became the first coach to lead his alma mater to an NCAA championship since 1974.




### Year of the Turtle

Take Title, Pulling Away After Struggling With Nerves, Hoosiers

**NCAA CHAMPIONS**

NCAA East-Region Champions  
 ACC Regular-Season Champions  
 and No. 1 Seed in  
 NCAA East Region

85 SIENA	70
87 WISCONSIN	57
78 KENTUCKY	68
90 CONNECTICUT	82
97 KANSAS	88
64 INDIANA	52



**TERRAPINS WIN**  
 Juan, and Only

**TERRAPINS ROYALTY**  
 Basketball's Fortunes: Are Title's Hour

ACC  
ATLANTIC COAST CONFERENCE



Maryland's ACC Tournament title was the third in school history (1958, 1984, 2004) and the first for the Terps in 20 years.



# 2004 ACC CHAMPIONS

## ACC CHAMPIONS

87	No. 3 WAKE FOREST	86
85	No. 2 NC STATE	82
95	No. 1 Duke	87 (OT)

Then-Sophomore John Gilchrist averaged 24.0 points, 6.3 assists and 5.3 rebounds per game en route to Tournament MVP honors.

Maryland was only the third team in tournament history to beat the No. 3 seed, the No. 2 seed and the No. 1 seed en route to the conference crown.

The Terps overcame a 21-point first-half deficit to defeat NC State in the ACC Semifinal Round, marking the greatest comeback in the tournament's 51-year history.

# SHIP TRADITION



The Terrapins, statistically the youngest team in college basketball in 2004, captured the Atlantic Coast Conference Tournament title in a season where the ACC was rated the toughest conference in the nation.

## BASKETBALL ALUMNI

Former men's basketball players are among the most devoted followers of the Maryland team, and continue their involvement each year through various events, including an annual alumni game during Midnight Madness festivities and an alumni golf outing with Gary Williams.

Among the numerous participants who returned for the past several alumni games and Midnight Madness celebrations include: Mike Anderson, Earl Badu, Jeff Baxter, Adrian Branch, Neil Brayton, Wayne Bristol, LaRon Cephas, Bob Cutler, Matt Downing, Max Etienne, Norman Fields, Keith Gatlin, Ernie Graham, Jerry Greenspan, Joe Harrington, Bob Hart, Dave Henderson, Pete Holbert, Mo Howard, Speedy Jones, Donny Judd, Matt Kaluziński, Mitch Kasoff, Matt Kovarik, Cedric Lewis, Derrick Lewis, Tom McMillen, Dutch Morley, Jim O'Brien, Brian Palmer, Matt Raydo, Johnny Rhodes, Tom Roy, Harvey Sanders, Ron Siegrist, Kurtis Shultz, Duane Simpkins, Garfield Smith, Jim Spiro, Terrell Stokes, Stan Swetnam, Mike Thibeault, Jap Trimble, and "The Wizard" Walt Williams.



# BASKETBALL


## MARYLAND MADNESS

The Midnight Madness tradition that Charles "Lefty" Driesell started in College Park in 1971 continues today, and arguably, nobody does it better than the University of Maryland.

Perennially one of the Athletics Department's most popular events, Maryland Madness always features a music and laser light show and performances by the Terrapin Spirit Squad, the Gymkana Troupe and the dance team. More than 15,000 screaming fans have turned out annually to the event to catch a sneak preview of the Terps during their annual intrasquad scrimmage.

Head coach Gary Williams has made his spectacular Maryland Madness entrance a tradition. He rode out onto the court in a Harley-Davidson motorcycle in 2003, and drove Donnie Neuenberger's "Fear the Turtle" NASCAR one the floor in 2004.

A Gary Williams look-alike contest was part of the festivities in 2004, which was a fan-favorite during the evening's program. Maryland Madness was televised live on Comcast SportsNet in 2004 and 2006.



## BASKETBALL TRAVEL

The Maryland basketball team flies charter airplanes to nearly every game on its schedule. Pictured is a 50-passenger aircraft which transports the Terps from city to city throughout the season. This regional jet features two-by-two seating with no middle seats, and is the quietest jet in the world. It can cruise at 530 mph and up to 41,000 feet.

Charter flights make getting to, and coming back from, any destination easy and comfortable. This type of travel allows the Terps to be on campus and in class as soon as possible following road games, and overnight stays are minimized. The convenience and comfort of charter airplane travel allows for convenient, efficient, frequent service as well as maximized practice and study time.





## IN THE COMMUNITY

The Terrapins and head coach Gary Williams are active members of the University of Maryland and greater Baltimore-Washington, D.C., community. The men's basketball team is involved in extensive charity, fund-raising and public speaking events throughout the year, particularly in the offseason.

In September of 2004, University of Maryland President C.D. Mote Jr. announced that Williams will co-chair the scholarship component of Maryland's ongoing \$200 million fund-raising campaign. Williams served as the commencement speaker at the graduation proceedings for the Robert H. Smith School of Business in 2004. He has been heavily involved in the NABC's Coaches vs. Cancer efforts, a program that is a partnership between the National Association of Basketball Coaches and the American Cancer Society. Williams also has worked with Maryland grad Boomer Esiason and others to benefit the Cystic Fibrosis Foundation, hosting charity basketball games and golf events. For the past two years, he has served as the honorary chairman for the Walk Far for N.A.A.R., which has raised more than one million dollars for the National Alliance of Autism Research. He has also chaired Salvation Army's FORE Kids golf tournament in 2003 and 2004, which raises proceedings for Washington D.C.'s youth.

In the fall of 2004, Terrapin players and coaches joined with members of the Greek community in raising \$21,000 for Ronald McDonald House Charities as they took part in the Hoops For Kids event at Ritchie Coliseum.

# FAMILY

## COMMITMENT TO EDUCATION

Under Gary Williams, the Maryland basketball program continues to place a high priority on education and the personal growth of its student-athletes. Jerome Burney has been named the recipient of the LeFrak Scholarship Award. The scholarship represents an endowment established by the Samuel J. and Ethel LeFrak Foundation, and is awarded annually to three Maryland student-athletes who exhibit extraordinary athletic, leadership and scholarship abilities.

Many former Terps continue to work toward their degrees while continuing to pursue professional basketball opportunities. Keith Booth, a four-year starter and 1997 All-American, graduated in 2003 after pursuing a professional basketball career that included winning an NBA Championship in 1998, and is now one of Gary Williams' assistant coaches. Former Terps Calvin McCall, Laron Profit and Terrall Stokes are among the recent men's basketball players to earn degrees from the University of Maryland. Maryland student-athletes all work toward completion of their college degree with the assistance of the Academic Support and Career Development Unit.


2007-08 LeFrak Scholar  
Jerome Burney

## NBA SUPERSTAR STEVE FRANCIS


One of Terrapin basketball's most prominent alumni superstars in recent years, two-time NBA All-Star Steve Francis remains very close to Maryland's campus in the off-season. Francis, an All-American with the Terps in 1999 and the NBA Co-Rookie of the Year in 2000, maintains close ties with the Terrapin program and can be found in and around College Park during the summer playing pick-up, making public appearances, or in some cases, helping students in need.

Some of Maryland's students were temporarily without a home following a tornado in the fall of 2001 that swept through campus, but Francis was on hand to help. The NBA superstar did his part to aid in local relief efforts by offering a free meal to the near-700 students who reside in the University Courtyard apartments, which had been rendered unsafe after the disaster. Nearly 110 students got word of Francis' dinner and were in attendance at the UM Golf Course banquet facility. Francis joined the group for dinner, remarking to the group that he remembered people supporting him while he was a Maryland student and it was a small way that he could give back to those who helped him.







Maryland basketball games have become a loud and boisterous experience with capacity crowds since Gary Williams took over as head coach for the 1989-90 season. The Terrapins boast one of the most active and enthusiastic crowds in the country, which has helped carry the Maryland program to two Final Four appearances, the 2002 national championship, the 2004 ACC title and record-breaking attendance in each of the last six seasons at Comcast Center.




**M** Maryland's home attendance numbers have ranked at least eighth in the nation in each of the last six seasons. After shattering all previous records in Comcast Center's first season with an overall attendance of 281,057 (average of 17,566), Maryland eclipsed that mark with 16 full sellouts in 2003-04 when it drew a per-game average of 17,950 to home games.



**M** In 2007-08, Maryland set a school record when 341,050 fans came to see Maryland basketball games, averaging 100 percent of capacity for the second time in Comcast Center history. Over the last six years, 1,820,275 have watched the Terrapins in their sparkling arena, an average of 17,336 each game.



**M** After averaging 13,377 fans and ranking 20th in the country in 1998, the Terps set a then-school record with a 14,474 average in 1999 while ranking 15th nationally. In 2002, Cole Field House's final season, Maryland continued to draw capacity numbers, averaging 14,166 fans and ranking 17th. The Terps drew 14,058 fans and ranked 18th in 2001. Those totals were only eclipsed by the Terps' move to Comcast Center, which ranks as the second-largest on-campus arena in the ACC.



# GAMEDAY AT




**M** For the past nine seasons, the Terps have set school records and ranked in the top 10 nationally in overall attendance, home and away. Maryland eclipsed its own overall record in six straight seasons and has played before at least 400,000 fans in 10 consecutive seasons.

**M** Maryland's home attendance average hit full capacity of 17,950 in 2007-08, matching the school-record mark set in 2003-04. Terrapin basketball continues to be one of the toughest tickets in town as fans flock to the \$125 million, 17,950-seat Comcast Center.

**M** Maryland has combined to fill its home arena to more than 96 percent capacity since the 1993-94 season.

**M** More than 3.5 million people have watched men's basketball in College Park over the last 15 seasons, as the Terps have forged one of the most consistent and animated home crowds in the nation. The Terps own a 199-36 (.847) home record in the last 15 seasons, with perfect marks in 2002 (15-0) and 1995 (16-0).

**M** During Gary Williams' tenure as head coach, the Terps have achieved double-digit home victories in 18 out of 19 seasons.





# CARYLAND



## ACC AND THE RPI

The Atlantic Coast Conference has been the top-rated conference in the nation in four of the last five years, earning the top spot again in 2007-08. In addition to 2004, 2005, 2007 and 2008, the ACC rated first for three consecutive seasons between 1996 and 1998.

## ACC SETS ATTENDANCE MARK

For the third consecutive year, the ACC surpassed the 2.2 million mark in basketball attendance, with the 12 league teams totaling 2,355,822 over 203 regular-season games and six tournament sessions. Maryland was sixth in the nation with an average of 17,950 fans per home game.

## ASSOCIATED PRESS POLLS REFLECT ACC STRENGTH

With Maryland's No. 1 ranking in the final USA Today/ESPN poll in 2002, the ACC became the first conference in history to have two different teams finish the season ranked No. 1 in the two major polls. Duke finished the season as the top-ranked team in the Associated Press poll and helped the ACC become the first league in NCAA history to finish No. 1 in the final AP poll in consecutive seasons.


## ACC UNPRECEDENTED IN THE ASSOCIATED PRESS POLL

The ACC became the first conference in history to have seven teams ranked in the Associated Press poll during two consecutive weeks during the 1997-98 season. Maryland, North Carolina, Duke, Florida State, Clemson, Wake Forest and Georgia Tech were each ranked in the AP polls of Dec. 1 and 8. The ACC reached unprecedented success in the AP poll in 2000-01, with five different teams ranked in the Top 25 from start-to-finish: Duke, Maryland, North Carolina, Virginia and Wake Forest. The ACC has had at least three teams in the final AP poll in 26 of the last 29 years, including a national-best six teams in 2003. Seven of the 12 teams in the ACC were ranked at some point during the 2007-08 season.

## ACC IN THE NCAA TOURNAMENT

In terms of success, the Atlantic Coast Conference is unrivaled in the history of the NCAA Tournament. With a 329-164 (.667) mark, the ACC is the winningest conference in NCAA Tournament history.

■ Over the last eight years (since 2001), the ACC leads all conferences with seven Final Four teams – ACC (7), Big 12 (6), Big Ten (5), Pac-10 (4), Conference USA (3), SEC (3), Big East (3), Colonial (1).







■ Since 1985, the ACC has made 22 Final Four appearances, with the Big Ten in second with 16. The ACC has had at least one Final Four team in 17 of the last 21 years and in 22 of the last 28.

■ Since the NCAA Tournament expanded to 64 teams in 1985, the ACC has the most NCAA Tournament wins (231), the best winning percentage (.669), the most Sweet Sixteen appearances (63) and the most teams (34) in a regional final.

■ Since 1981, four different ACC schools have won a total of eight NCAA titles, three more than any other conference. Since 1981, six different ACC schools have made a total of 27 Final Four appearances, 10 more than any other conference.

■ Eleven of the 12 ACC teams have made at least one NCAA Tournament appearance over the last four seasons.

■ In 2004, the ACC was the first conference in NCAA Tournament history to have five teams – Duke (#1), Georgia Tech (#3), NC State (#3), Maryland (#4), Wake Forest (#4) – seeded fourth or higher.

### **ACC Television**

■ The 2008-09 ACC men's basketball schedule is highlighted by a record 298 television appearances by the league's 12 member schools, including an all-time high 173 appearances on national television networks. It marks the fifth straight year the ACC has had more than 250 television appearances.

■ ACC teams are scheduled to make an ACC-record 173 appearances on national television networks, including 120 spots on ESPN, ESPN2 and ESPNU, 35 on Fox Sports Net, 10 on ABC, seven on CBS and one on CBS College Sports.


■ Fox Sports Net and affiliates will televise 19 Sunday afternoon and evening games on a national basis. This season, 14 of the 19 FSN Sunday games are conference matchups.


■ Headlining the league's non-conference schedule is the 10th annual ACC/Big Ten Challenge on Dec. 1-3, pairing two of the nation's premier conferences in a regular-season challenge series. Last year, the ACC won the Challenge for the ninth straight time, winning eight of the 11 games played. The ACC (.642) and the Big Ten (.615) are the two winningest conferences in NCAA Tournament history.

■ This season, 92 of the league's 96 conference games are scheduled to be televised.



 Playing for the Terps means playing the nation's fourth-largest media market.

 The Terps are covered extensively by two of the nation's top 10 newspapers on a daily basis: the *Washington Post* and the *Baltimore Sun*.

 *USA Today*, the nation's newspaper, is headquartered less than 20 miles from Comcast Center.

 The Terrapin Sports Radio Network can be accessed world wide via the Internet at [umterps.com](http://umterps.com).

 Maryland is scheduled to appear on national television 12 times in 2008-09.

# MARYLAND IN THE



**ESPN**  
THE WORLDWIDE LEADER IN SPORTS

The Washington Post THE SUN

THE BALTIMORE SUN



WBAL-TV



The Diamondback

## Maryland Alumni in the Media

Maryland alumni are familiar faces to sports fans across the nation. Bonnie Bernstein of CBS, Len Elmore, Scott Van Pelt, Bonnie Bernstein, Len Elmore, Pam Ward and Tim Kurkjian of ESPN and Jimmy Roberts of NBC are all Terrapin alumni who have had outstanding broadcasting careers.

ACC basketball will receive extensive live television coverage during the 2008-09 season, with the ESPN networks, Fox Sports Net, CBS and ABC combining for 173 appearances. Counting regional broadcasts, 298 ACC contests will be televised this season.

ESPN, which originated its first-ever sports broadcast from the University of Maryland in 1979, has been a regular visitor to College Park. ESPN's College Basketball GameDay picked Comcast Center as one of eight sites to broadcast its live show in 2005.

ACC basketball is featured weekly during the season on "All-Access" show on regional networks.

Every major television network - ABC, NBC, CBS, and Fox - has a major news-gathering affiliate in both Baltimore and Washington, D.C. No university in the East boasts eight major news outlets within a 35-mile radius of its campus except the University of Maryland. Regional cable broadcasts power Comcast SportsNet and local cable outlets provide the Terps with a TV news presence that is unmatched in college basketball.




# SPOTLIGHT



There is no better place to be than the University of Maryland, College Park. With its top-ranked academic programs, nationally recognized faculty, diverse population, and lush 1,580-acre campus located between Washington, D.C., and Baltimore, Md., it's no wonder the University of Maryland is a sought-after destination for some of the state's — and the country's — best and brightest students.

Attracting them are some 127 majors and some of the highest-ranked programs in the country. As of 2007, 86 programs rank in the top 25 nationally and a school-record 31 programs were in the top 10 in the latest *U.S. News & World Report* undergraduate ranking of top public universities.

Specifically, the University of Maryland's Smith School of Business was ranked 21st, while the Clark School of Engineering was ranked 25th. In graduate school rankings, the College of Education, the Clark School of Engineering, the College of Information Studies and the College of Computer, Mathematical and Physical Sciences each had specialties listed among the top 25 in the nation.



# NO BETTER

High-tech, engineering, and service industries thrive in close proximity to the campus, offering a wide spectrum of internships, work-study opportunities and career choices for students. And, the campus is surrounded by the dynamic cultural opportunities that only a major metropolitan area can provide.

Whether your focus is the sciences or the humanities, a small-town atmosphere or a metropolitan feel, the University of Maryland offers a wide range of educational and cultural opportunities.

There truly is no better place to be than the University of Maryland, College Park.






# PLACE TO BE

## Terps Athletics Tops In Management, Innovation

The University of Maryland athletics department won the inaugural collegiate PRISM Award given by the the University of Massachusetts Department of Sports Management. The award honors demonstrated excellence and innovation in sports management of NCAA Division I-A and I-AA institutions.



## WASHINGTON, D.C.

The nation's capital and its major attractions are within 10 miles of College Park. And the highly efficient Metro rail system, with a station at the campus doorstep, makes navigating the greater Washington, D.C., area easy. Campus shuttle buses serve the College Park Metro station, allowing easy access to one of the country's model transportation systems.

## BALTIMORE

The 12th-largest city in the United States is often referred to as the "Charm City." Located just 35 miles north of the University of Maryland, its rejuvenation as an urban center is unprecedented. The Inner Harbor, its National Aquarium and tall ships, and the nearby Oriole Park at Camden Yards create an exciting, vibrant holiday atmosphere in a city that boasts one of the world's great sea ports.

## ANNAPOLIS

The state capital of Maryland lies just 30 miles east of the University of Maryland. Long called the "sailing capital of the United States," Annapolis is located at the mouth of the Severn River on the Chesapeake Bay. The historic downtown area is known for its wonderful eating and shopping opportunities. There are few places in the world that rival the Chesapeake Bay area for its appealing qualities.

WASHINGTON, D.C.

# IT'S ALL HERE

*beyond the University of Maryland campus.*

City lights, history, sparkling waterfronts, monumental landscapes. Jazz, film festivals, marches and demonstrations. Shopping, professional sports, regattas on the Chesapeake Bay. Not just one city, but three. Not just any city, but the nation's capital, a major port city, and the state capital of Maryland.

# SO MUCH

# BALTIMORE



# SO CLOSE

## AREA PRO TEAMS



## CAMPUS NEIGHBORS

- Arlington National Cemetery
- FDR Memorial
- Federal Bureau of Investigation
- Ford's Theatre
- Frederick Douglass Museum
- John F. Kennedy Center for the Performing Arts
- Library of Congress
- Lincoln Memorial
- MCI Center
- National Aquarium
- National Archives
- National Gallery of Art
- National Mall
- National Zoo
- Oriole Park at Camden Yards
- Pentagon
- Smithsonian Institution
- Supreme Court of the United States
- U.S. Capitol
- Union Station
- Vietnam Veterans Memorial
- Washington Monument
- Washington National Cathedral
- White House



## 1989-90

**June 13, 1989** - Named Maryland's seventh head coach. He becomes only the second former Terp player to be named head coach. **[1]**

**Nov. 25, 1989** - Defeated Delaware State, 87-53, in his first game as head coach.

**Jan. 4, 1990** - Defeated Wake Forest, 88-82, in his first ACC game as Maryland's coach.

**Jan. 10, 1990** - Defeated North Carolina, 98-88, to gain his first victory over a ranked team as Maryland's coach. **[2]**

**March 15, 1990** - Defeated Massachusetts, 91-81, in the first round of the NIT at Cole Field House. Williams becomes the first Maryland coach to take a team to the post-season in his first season.

## 1990-91

**Dec. 29, 1990** - Guided the Terps to victories over Rutgers, 86-81, and South Carolina, 78-69, to gain the championship of the ECAC Holiday Festival at Madison Square Garden. **[3]**

## 1991-92

**March 1, 1992** - Defeated No. 10 North Carolina, 82-80, at Cole Field House.

**June 24, 1992** - All-American Walt Williams selected as the No. 7 overall pick in the 1992 NBA Draft by the Sacramento Kings. **[4]**

## 1992-93

**Jan. 19, 1993** - Defeated No. 12 Oklahoma, 89-78, at Baltimore Arena.

## 1993-94

**Nov. 26, 1993** - Defeated No. 15 Georgetown in overtime, 84-83, at USAir Arena.

**Jan. 17, 1994** - Ranked No. 25 in the weekly AP poll, marking Maryland's first appearance in the national poll since 1985. **[5]**

**March 13, 1994** - Maryland named to the NCAA Tournament for the first time since 1988, earning a No. 10 seed in the Midwest Region.

**March 17, 1994** - Defeated Saint Louis, 74-66, in his first NCAA Tournament game as the Terps' head coach.

**March 19, 1994** - Defeated second-seeded Massachusetts, 95-87, in the biggest upset of the 1994 NCAA Tournament. Maryland reached the Sweet Sixteen for the first time since 1985. **[6]**

## 1994-95


**Nov. 7, 1994** - Signed a seven-year contract extension.

**Dec. 26, 1994** - Ranked No. 9 in the weekly AP Poll to mark the Terps' first top 10 ranking since 1984. **[7]**


**Feb. 7, 1995** - Defeated No. 1 North Carolina, 86-73, for his first win as Maryland's coach over the nation's top-ranked team.

**March 13, 1995** - No. 10 final AP rankings is Terps' first top 10 ranking in a final poll since 1980.

**March 18, 1995** - Defeated Texas, 82-68, to advance to the NCAA Sweet Sixteen for the second consecutive season. **[8]**



# THE GARY WILLIAMS



**7** TUESDAY, DECEMBER 27, 1994

### AP TOP 25 MEN

Rnk.	School	Record	Pts.
1.	N. Carolina (56)	7-0-0	1,590
2.	UCLA (5)	5-0-0	1,506
3.	Arkansas (3)	8-1-0	1,462
4.	Massachusetts	5-1-0	1,419
5.	Kentucky	5-1-0	1,328
6.	Kansas	7-1-0	1,229
7.	Duke	6-1-0	1,197
8.	Connecticut	5-0-0	1,185
9.	Maryland	8-2-0	1,024
10.	Arizona	7-2-0	989
11.	Syracuse	7-1-0	942
12.	Georgetown	5-1-0	816
13.	Florida	5-2-0	801
14.	California	6-0-0	641
15.	Michigan St.	5-1-0	554
16.	Arizona St.	7-2-0	520
17.	Georgia Tech	7-1-0	492
18.	Wake Forest	6-1-0	437
19.	Wisconsin	6-1-0	399
20.	Cincinnati	7-3-0	377
21.	Iowa St.	8-1-0	310
22.	New Mexico St.	8-2-0	294
23.	Nebraska	9-1-0	182
24.	Indiana	6-4-0	154
25.	St. John's	6-0-0	129

Others receiving votes: Stanford 103, Minnesota 98, Missouri 98, Pennsylvania 56, Illinois 52, Iowa 41, St. Louis 41, Virginia 40, Villanova 35, Oklahoma St. 33, Tulane 31, St. Joseph's 29, Alabama 27, Louisville 17, Oklahoma 17, Virginia Tech 17, Xavier, Ohio 16, Ohio University

**5** TUESDAY, JANUARY 18, 1994

MEN		
Rank	Team	Record Points
1.	Kansas (29)	16-1 1,552
2.	UCLA (26)	11-0 1,514
3.	Arkansas (3)	12-1 1,458
4.	North Carolina (1)	13-2 1,425
5.	Duke (2)	11-1 1,393
6.	Massachusetts (4)	13-1 1,360
7.	Kentucky	13-2 1,226
8.	Indiana	10-2 1,160
9.	Arizona	13-2 1,050
10.	Connecticut	14-1 949
11.	Temple	9-2 917
12.	Purdue	14-1 879
13.	Louisville	12-2 843
14.	Wisconsin	12-1 788
15.	Michigan	11-3 787
16.	Syracuse	10-2 536
17.	Georgia Tech	10-4 524
18.	Ala.-Birmingham	13-1 413
19.	Cincinnati	12-3 384
20.	Minnesota	11-4 318
21.	California	10-3 316
22.	Xavier, Ohio	11-1 256
23.	St. Louis	14-0 254
24.	West Virginia	10-2 172
25.	Maryland	10-3 130

Others receiving votes: Boston College 124, Oklahoma St. 74, Florida 66, Illinois 56, New Mexico St. 43, Missouri 42, Nebraska 21, Marquette 20, Mississippi St. 14, LSU 11, Virginia 9, W. Kentucky 7, Michigan St. 5, Penn. 5, Seton Hall 4, Alabama 3, DePaul 3, New Orleans 3, Wake Forest 3, George Washington 2, Providence 2, Tn.-Chattanooga 2, Vanderbilt 2



# NCAA

12



6



8




10

# WILLIAMS DATEBOOK



ARIZONA  
ILLINOIS  
ILLINOIS STATE  
MARYLAND

9



13

## 1995-96

**June 28, 1995** – National Player of the Year selection Joe Smith selected as the No. 1 overall pick in the 1995 NBA Draft in Toronto. [9]

**March 11, 1996** – Maryland named to the NCAA Tournament for the third consecutive season.

## 1996-97

**March 9, 1997** – Maryland named to the NCAA Tournament for the fourth consecutive season.

## 1997-98

**Jan. 14, 1998** – Defeated No. 1 North Carolina in OT, 89-83, for his second victory over a top-ranked opponent. [10]

**March 8, 1998** – Named to the NCAA Tournament for a school-record fifth consecutive season, earning No. 4 seed in the West Region.

**March 14, 1998** – Defeated No. 22 Illinois to advance to the Sweet Sixteen for the third time in five years. [11]

## 1998-99

**Nov. 28, 1998** – Defeated Pittsburgh, 87-52, to win the prestigious Puerto Rico Shootout. [12]

**March 7, 1999** – Named to the NCAA Tournament for the sixth consecutive season, earning a No. 2 seed in the South Region to match Maryland's highest NCAA Tournament seed in history.

**March 13, 1999** – Defeated Creighton, 75-63, to advance to the Sweet Sixteen for the fourth time in six years.

**June 30, 1999** – Second-team All-American Steve Francis selected as the second pick of the 1999 NBA Draft. Obinna Ekezie and Laron Profit were selected in the second round. [13]

## 1999-00

**Dec. 11, 1999** – Defeated No. 22 Kentucky, 72-66, to earn his 200th victory while coaching at Maryland.

**Feb. 9, 2000** – Terps upend Duke at Cameron Indoor Stadium, 98-87, to snap the Devils' 18-game win streak which was then the longest in the country. The win also ended Duke's 46-game win streak at Cameron, and an ACC-record 31-game regular season conference win streak.

**March 1, 2000** – Defeated Florida State, 85-70, to stretch its ACC win streak to nine games and establish a new Terrapin record.

**March 12, 2000** – Advanced to its first ACC Tournament final since 1984, and later named a No. 3 seed in the NCAA Midwest Region.




## 2000-01


- March 3, 2001** – Regular season concluded with a 35-point home win over rival Virginia, the largest win in series history.
- March 11, 2001** – Earned its eighth consecutive bid to the NCAA Tournament, a No. 3 seed in the West Region. [1]
- March 22, 2001** – A 76-60 win over Georgetown sends Maryland to the Elite Eight for the first time since 1975.
- March 24, 2001** – A 87-73 win over top-seeded Stanford catapults Maryland to a West Region title and the Terps' first Final Four. Lonny Baxter is named the regional's Most Outstanding Player. [2]
- March 27, 2001** – Maryland is joined by Stanford, Duke and Michigan State at the 2001 Final Four in Minneapolis. [3]


## 2001-02

- Nov. 5, 2001** – Maryland's No. 2 preseason AP ranking is the highest in school history.
- Feb. 17, 2002** – Defeated top-ranked Duke, 87-73, before a capacity crowd at Cole Field House.
- March 3, 2002** – In the final game ever to be played at Cole Field House, Terps beat Virginia 112-92 to clinch their first ACC regular season crown since 1980, and complete a 15-0 home season.
- March 10, 2002** – Earned the highest NCAA Tournament seed in history, drawing a ninth-straight NCAA bid with a No. 1 seed in the East Region.
- March 11, 2002** – Williams earned his first selection as the ACC's Coach of the Year.
- March 12, 2002** – Shooting guard Juan Dixon was honored as AP first team All-American and the ACC's Player of the Year.
- March 17, 2002** – Terps dismantle Wisconsin at MCI Center, 87-57, to advance to their sixth Sweet Sixteen in nine seasons. In the same game, Juan Dixon became the school's all-time scoring leader.
- March 22, 2002** – Defeated Kentucky, 78-68, to reach the NCAA's Elite Eight.
- March 24, 2002** – Outlasted Connecticut, 90-82, to reach the Final Four for a second consecutive season. Lonny Boxter became the 10th player in history to earn Regional MVP honors a second time. [4]
- March 30, 2002** – Defeated Kansas, 97-88, to advance to the school's first-ever championship game. [5]
- April 1, 2002** – Defeated Indiana, 64-52, to claim Terps' first national title in history. [6]
- April 2, 2002** – Williams accepts the Sears Trophy and celebrates the school's first No. 1 ranking in history, by USA Today/ESPN. Later in the same day, over 10,000 fans greeted the champion Terps at a victory celebration at Cole Field House.
- May 16, 2002** – Williams honored with the Winged Foot Award as the coach of the notional champions at a formal dinner hosted by the New York Athletic Club. [7]
- May 21, 2002** – Terps were welcomed at the White House by President George W. Bush. [8]



# THE GARY W





# SWEET REDEMPTION

9

GARY WILLIAMS  
with DAVID A. VISE

8

10

# WILLIAMS DATEBOOK

12

11

13



14

## 2002-03

**Nov. 24, 2002** - Williams and the Terps open state-of-the-art Comcast Center with 64-49 victory over Miami (Ohio). [10]

**Jan. 18, 2003** - Maryland downs No. 1 Duke, 87-72, tying Williams among active ACC head coaches for the most career victories over top-ranked teams.

**March 2, 2003** - Drew Nicholas' game-winning 3-painter with 1.5 seconds left at NC State gives Williams his 500th career coaching victory.

**March 21, 2003** - Playing in their 10th straight NCAA Tournament, the Terps are lifted to victory over UNC Wilmington by an unbelievable Nicholas buzzer-beating 3-pointer. [11]

**March 28, 2003** - Terps play in their seventh NCAA Sweet Sixteen game in 10 opportunities at the Alamodome in San Antonio, Texas. [12]

## 2003-04

**Dec. 10, 2003** - The Terps post a 69-68 (ot) victory at No. 1 Florida as Williams becomes the nation's winningest active coach over top-ranked opponents.

**March 12, 2004** - Needing a victory to ensure a NCAA bid, the Terrapins down third-seeded Wake Forest, 87-86, in the ACC Tournament's quarterfinal round.

**March 13, 2004** - The Terps complete the greatest comeback in ACC Tournament history, overcoming a 21-point first-half deficit to surprise No. 2 seed NC State in the semifinal round.

**March 14, 2004** - Maryland completes the sweep by dawning top-seeded Duke, 95-87 (ot), to capture their first ACC Tournament since 1984 and the first of Williams' career. [13]

**March 18, 2004** - Playing as the No. 4 seed in their 11th consecutive NCAA Tournament, the Terps down UTEP, 86-83, to give Maryland an eighth-straight 20-win season.

**March 20, 2004** - For only the third time in the history of the NCAA Tournament, the previous two national champions collide as 2002 titlewinner Maryland faces 2003 champion Syracuse. [14]

## 2004-05

**Nov. 26, 2004** – Maryland dominates Memphis, 84-61, before a national television audience at the Hall of Fame Tipoff Classic in Springfield, Mass. (photo available of trophy presentation)

**Jan. 26, 2005** – Defeated second-ranked Duke, 75-66, at Cameron Indoor Stadium behind a 25-point performance from Nik Caner-Medley.

**Feb. 12, 2005** – One of eight sites in all of college basketball selected to host ESPN's new "College Gameday" basketball show, Maryland finished a day-long event with a stirring 99-92 overtime win over Duke, completing the season sweep. [1]

**March 26, 2005** – Maryland defeats TCU, 85-73, in the quarterfinals of the Postseason NIT, earning a trip to Madison Square Garden for the semifinals.

**March 29, 2005** – The Terrapins complete their 12th straight season of postseason action in the NIT semifinals.

## 2005-06

**November 23, 2005** – Maryland tops Arkansas, 75-62, in the Maui Invitational giving the Terps a 2-1 mark in Hawaii.

**December 23, 2005** – Head coach Gary Williams captures his 550th career win with an 81-55 victory over American University.

**January 25, 2006** – Maryland tops Georgia Tech, 86-74, as Gary Williams moves into third place ACC's career wins list (143).

**February 7, 2006** – Gary Williams passes Lefty Driesell as Maryland's all-time winningest coach with 349 wins in College Park. [2]

**March 18, 2006** – The Terrapins complete their 13th consecutive season of postseason action with a berth in the 2006 NIT.

## 2006-07

**November 17, 2006** – Maryland tops Michigan State, 62-60, to capture the Coaches versus Cancer Championship at Madison Square Garden. [3]

**February 3, 2007** – Gary Williams becomes just the third coach in league history to record 150 ACC victories as the Terrapins knock off Wake Forest, 79-72.

**February 25, 2007** – D.J. Strawberry scores a career-high 27 points as Maryland knocks off No. 5 North Carolina, 89-87, at Comcast Center. It was Maryland's 17th win over a top-five opponent under Gary Williams. [4]

**March 3, 2007** – The Terrapins close the season with a 79-59 victory over NC State. The win completed a sweep of the four North Carolina teams in the conference for the first time since 1932-33, with a 6-0 mark.

**March 15, 2007** – For the eighth time in 11 years, Maryland earned a top-5 seed in the NCAA Tournament as the fourth-seeded Terps knocked off No. 13 Davidson, 82-70 in the first round of the NCAA Tournament.

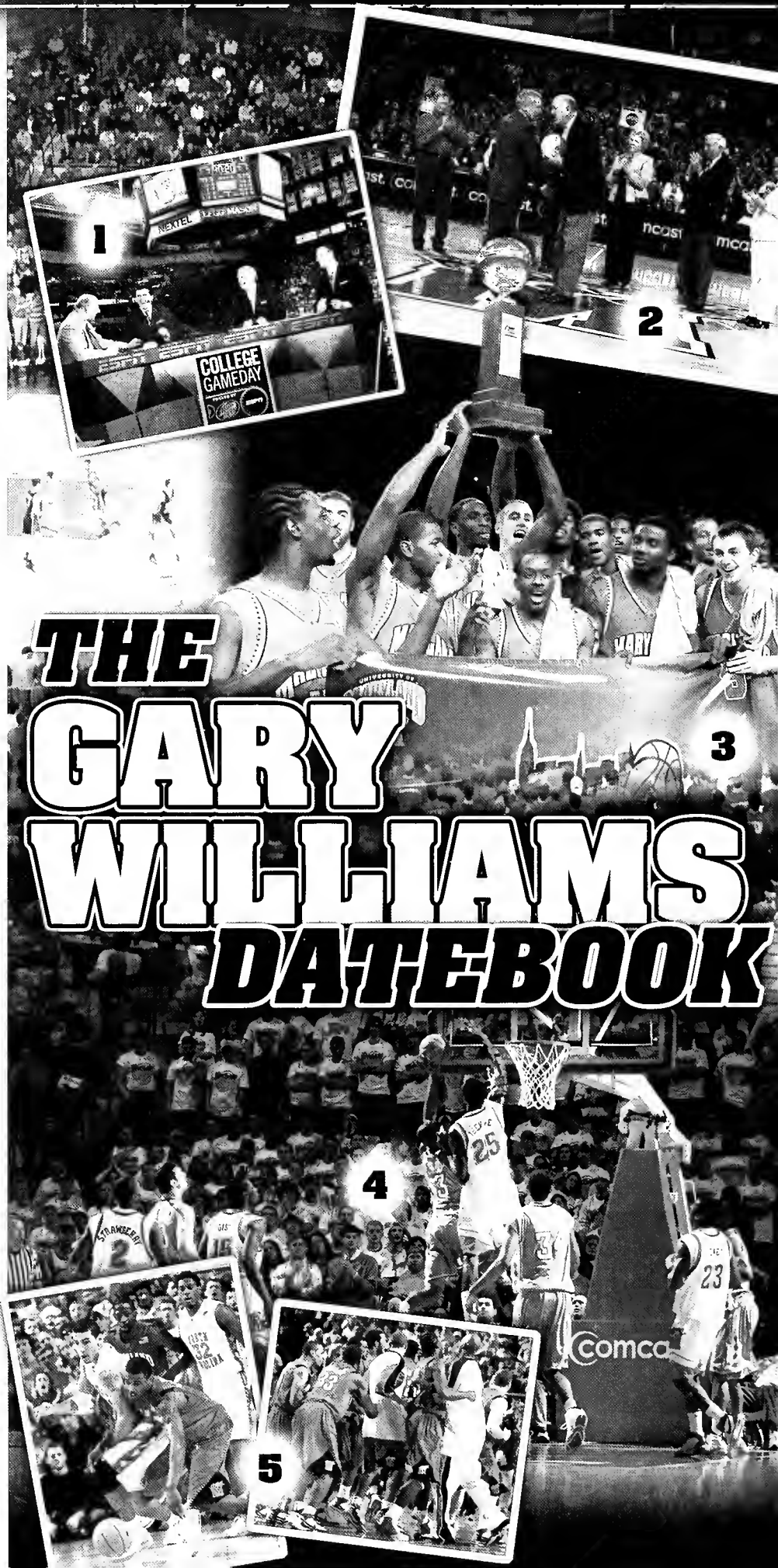
## 2007-08

**November 28, 2007** – Terps beat Illinois, 69-61, to win their third straight game in the Big Ten/ACC Challenge series.

**January 19, 2008** – Gary Williams wins his seventh game against a No. 1-ranked team, scoring on 82-80 upset at North Carolina [5]

**February 6, 2008** – Gary Williams gets his 600th career win in a Hall of Fame career with a 70-65 victory at Boston College.

**March 18, 2008** – Maryland appears in the postseason for the 15th straight year, earning an NIT victory at Minnesota.



SEASON OUTLOOK



THIS IS

# MARYLAND

BASKETBALL

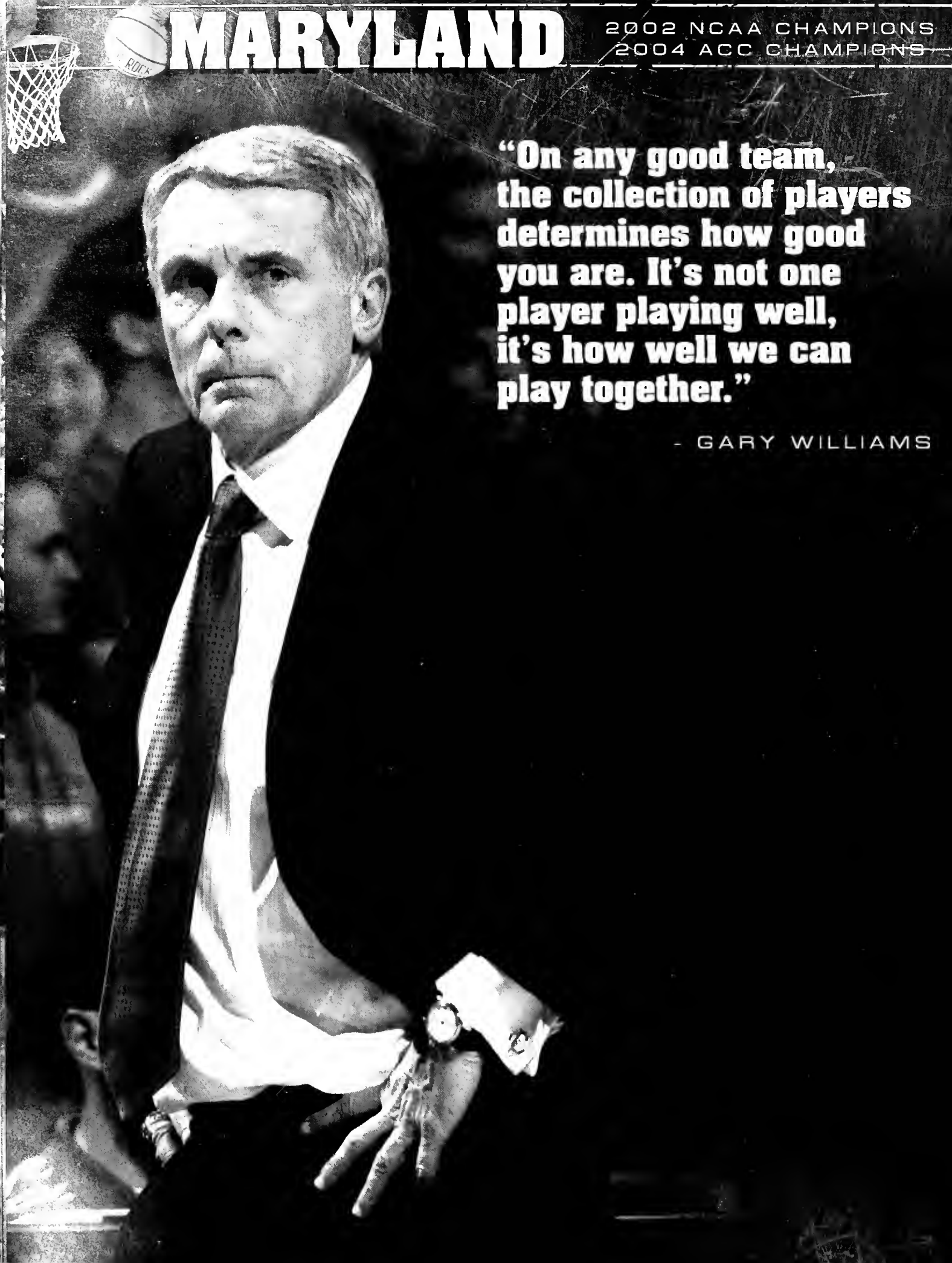


# MARYLAND

2002 NCAA CHAMPIONS  
2004 ACC CHAMPIONS

**“On any good team,  
the collection of players  
determines how good  
you are. It’s not one  
player playing well,  
it’s how well we can  
play together.”**

- GARY WILLIAMS





# Season Outlook

A YOUNG TERPS SQUAD LOOKS TO TAKE THE  
NEXT STEP WITH AN NCAA TOURNAMENT BID

**Basketball is just like anything else in a collegiate setting – it's all about the maturation process and making the most of your opportunity to learn.**

For the University of Maryland men's basketball team, Gary Williams is hoping his talented but inexperienced group of six freshmen and three sophomores from last season have turned into six sophomores and three juniors who are now talented and experienced.

Williams' 20th season at his alma mater will feature one of the top backcourts in the Atlantic Coast Conference, with a wealth of explosive talent, ball-handling and a flair for the exciting. It will also feature a frontcourt with talent but youth that will need to emerge after the graduation of James Gist and Zambela Osby.

For this team to be playing deep into March, Williams and his staff will be molding and guiding this group into the type of squad that will be better than the sum of its parts, and better in March than it was in November. Basically, the type of team that has made Gary Williams one of the most respected coaches in the nation for all of his 31 years in the college game.

"Last year, we had probably the most freshmen we've ever had here," Williams says of his 19-15 team that tied for fifth in the ACC with an 8-8 league mark. "We didn't have a big bank of experience to call on when things got tough.

"We lost some games in the second half that I thought we could have won. Hopefully, that experience will translate into understanding how hard we have to work, how important it is to execute.

"Three things usually come with experience, so hopefully they will," he says. "We're young in terms of having one senior in Dave Neal. But in terms of experience, especially in the backcourt, we're an experienced team.

"When you have the minutes played of Eric Hayes, Grivis Vasquez and Landon Milbourne, that gives you three perimeter players who went through every tough situation last year. Part of being a good player is to be able to give those experiences to those players who don't have that amount of experience. Hopefully, that will happen."

Part of the excitement in College Park for the 2008-09 season will be living the experience of Williams' 20th season as the Terrapins head coach. The future Hall of Fame coach enters the year as one of only seven active coaches with 600 wins at the Division I level. He begins the season only three victories away from posting his 400th at Maryland.

Long known as a teacher of the game who brings his teams along over the course of a year, Williams knows the success of this group of Terrapins is somewhat dependent on its ability to grow during the season.



Greivis Vasquez

**"I think the backcourt is our strength. Greivis made second team All-ACC as a sophomore. Eric was hurt in a key part of the schedule, but came back and played pretty well after that. I think those two guys, you have to look at them to be your leaders."**

- GARY WILLIAMS



Eric Hayes

"I think a key will be the development of our inside players," says Williams. "That will be a gradual thing during the year. It's going to take some time.

"But at the same time, our perimeter people are good enough to get us through that tough stretch early. On any good team, the collection of players determines how good you are. It's not one player playing well, it's how well we can play together.

"I think it's especially true this year with only one senior. But we've got guys who've got some experience and who know what it takes to win. We beat the number-one team in the country last year. But we had some games at home we should have won that we lost in the second half. So hopefully, those two experiences will help."

## Backcourt

Depth, experience and talent abound on the Maryland perimeter this season. Last year's starting duo of Greivis Vasquez and Eric Hayes return a year stronger, a year wiser and a year better.

Vasquez and Hayes finished first and sixth in the ACC last year in assists per game, and also finished second and eighth, respectively, in the league in minutes per game. They will be backed by sophomores Adrian Bowie and Cliff Tucker, along with last year's Player of the Year in Baltimore, freshman Sean Mosley.

"I think the backcourt is our strength," says Williams. "Greivis made second team All-ACC as a sophomore. Eric was hurt in a key part of the schedule, but came back and played pretty well after that. I think those two guys, you have to look at them to be your leaders.

"Adrian and Cliff also played key minutes for us, especially when Eric was out. So I expect them to go from where they left off.

"Then we have an interesting player in Sean Mosley. He's a very skilled and experienced player for a freshman. I think he's going to have some impact in our program. He's 6-4, but has ball-handling skills, so we'll see how he fits in."

Vasquez has recovered from off-season ankle surgery and returns as the Terrapins' leader from last year in scoring (17.0 points per game, fifth in the ACC) and assists (6.8 per game, seventh in the nation). His entertaining, electric style has made him a favorite of Terrapin fans in only two seasons in College Park.

"Greivis has tremendous love of the game," says Williams. "It's very important for him that we win. Any great player has that passion and attitude about winning. It's hard to put that into a player.

"Greivis has that, and hopefully it's contagious. He's unique in that he's 6-5, a very good ball-handler and sees the court very well. He's worked hard to become a better outside shooter over the summer. He can be a great leader because of his passion for the game."

Hayes has been a steady influence in the backcourt during his two seasons, earning more than 1,800 minutes in those two years. An outstanding shooter, he has averaged .392 shooting from 3-point range and .875 from the free throw line in his career thus far. He is a guard who takes advantage of the court sense gained from playing for his father while at Potomac High School in nearby Woodbridge, Va.

Bowie played his best basketball at the end of the season last year, taking full advantage of the learning process. He started both games in the NIT last year and averaged 16.5 minutes per game over Maryland's final six outings. Two of his five games in double figures in points came during that





stretch. He is also a capable ball-handler, committing only eight turnovers in the Terps' final 13 games last year.

Tucker is another of Maryland's bigger guards at 6-6, and has an ability to both be an effective scorer (.491 shooting from the floor last year) and a solid floor player. He picked up 74 rebounds, 44 assists, 11 blocks and 21 steals in 32 games played last year, averaging just under 16 minutes per game. He is an athletic player who was a two-sport standout in basketball and football at Chapin High School in El Paso, Texas.

Mosley comes to Maryland with outstanding credentials after a standout career at St. Frances Academy in Baltimore. He was the 2008 Gatorade Player of the Year in Maryland and finished his career as the second-leading scorer in Maryland high school history with 2,933 points. He averaged 24.2 points and 7.5 rebounds as a senior, just after posting averages of 23.5 points and 9.8 rebounds as a junior.

Those five guards will give Williams and his staff a number of options in terms of different combinations and configurations for the offense and defense this season.

"There are a lot of ways to play for us this year," says Williams. "The old two-forwards-and-a-center thing has kind

**"There are a lot of ways to play for us this year. The old two-forwards-and-a-center thing has kind of gone the way of the two-hand set shot. It'll be interesting. I'm looking forward to practicing. I know who the good players are, it's a matter of trying to get as many of them on the court at the same time."**

- GARY WILLIAMS

of gone the way of the two-hand set shot. It'll be interesting. I'm looking forward to practicing. I know who the good players are, it's a matter of trying to get as many of them on the court at the same time.

"I've always liked to press. Our depth in the backcourt probably will allow us to press more than we have in the last few years."

## Frontcourt

Maryland opens the 2008-09 season with an experienced hand at small forward in **Landon Milbourne**. The 6-7 forward started 29 games for the Terrapins as a sophomore and improved his minutes from 4.8 to 24.7 and his scoring average from 1.0 to 8.2 between his freshman and sophomore years. He also knocked down 22 3-pointers last year and had 14 games in which he scored in double figures.

Milbourne is another of the players Williams is counting on to turn their on-court experience from a year ago into improved and more effective play this season.

As much as Vasquez and Hayes emerged as a formidable duo in the backcourt last year, that was similar to the impact that seniors James Gist and Bambale Osby had on the front line for the Terrapins a season ago.

Those two players finished second and third in the ACC in blocked shots last year, putting Maryland fifth in the nation as a team in that category. After a tremendous four-year career in College Park, Gist was drafted on the second round of the 2008 NBA Draft by San Antonio. Osby was another of the league's most improved players by the end of last season, providing an anchor defensively and a weapon on the blocks offensively for the Terps.


But with graduation comes opportunity in college basketball, and now is the time for **Jerome Burney**, **Braxton Dupree**, **Dave Neal** and **Steve Goins** to turn the chance to play into effective minutes for the Terrapins.

"This is one of the things we have to find out in the pre-season, exactly where players like Jerome and Braxton are in terms of their development," says Williams. "Each guy, basically, has had a year to play, now they have to step up."


"You have guys like James Gist and Bambale Osby, naturally they're not going to get as many minutes as those two guys. Now they're gone, so here comes these two. We'll have to see what they can do, along with **Dino Gregory**."

Neal, a 6-7 forward, is the lone senior on the squad and has used his intelligence and strength to his advantage, according to Williams. He has seen limited time in his three seasons due to injuries, but has played key minutes in his 62 games.





Jerome Burney



Cliff Tucker

"Dave has quietly been in some big situations in games," says Williams. "People overlook the importance of that sometimes. His experience will be important for our younger inside players, especially early in the season."

"Dave knows how to play. He's a very cerebral player in terms of knowing what we're trying to accomplish and being able to pass the ball. At that 6-7 size, he's very strong. He could play valuable minutes for us as the year goes along."


Burney is beginning his third season in the program, having redshirted the 2006-07 season due to a preseason injury. He saw improved playing time late in the season, appearing in each of the Terps' final seven games of the season, he posted five rebounds in 12 minutes at Miami and had six points and four blocks in 16 minutes against Clemson in March.

Dupree is a solid and strong athlete who uses his strength in the paint. He had eight starts last season, including a 14-point, five-board effort against Lehigh, following by a 10-point outing against Illinois in the Big Ten/ACC Challenge. He also had six points and five boards in 14 minutes in the NIT first-round game at Minnesota.

Gregory has played both the small forward and power forward spots for Maryland in the past, but Williams feels he's better suited to play the power forward. Gregory appeared in 14 games last season as a freshman out of a quality Mount St. Joseph's program in Baltimore.

Goins was a late addition in the recruiting season for Maryland, but his 6-10, 260-pound size and his athletic ability attracted the Terps. He averaged 14 points and 11 rebounds at Curie High School as a senior and has been tabbed by high school and AAU observers as the sleeper pick coming out of the rich Chicago metropolitan area.

Walk-on **David Pearman**, a 6-foot-6 small forward, also returns for his sophomore season and will provide depth to the frontcourt.



Braxton Dupree

## Coaching Staff

For the first time in a couple seasons, Williams will have the same group of assistant coaches helping prepare this team. Chuck Driesell and former Terp standout Keith Booth each return, while Robert Ehsan is on his fourth season on the staff and has progressed from graduate assistant to assistant coach.

"We're solid in that our staff is the same," says Williams, who has had key assistants take head-coaching positions recently. "We were together last year, coaching these guys. There's no getting to know anybody for the players."

"A lot of guys got head coaching jobs, and we went through a lot of changes in the staff for three years."

The continuity will hopefully pay off in a season in which Williams feels it will be important to have the team progress over the course of the year.

"I think if we can stay healthy, we're going to be the type of team that really gets better," he says. "I've had teams like this before. I think we have the attitude that we'll work hard all year. If you have that attitude, that's what happens."

"When you play in November, you could be the best team in the country at that point. But if you stay that way, there will be 50 teams that will pass you. If you're a good team in basketball, you continue to get better. Sometimes, it's the games that make you better, it's not just practice."



Gary Williams



Adrian Bowie

## Schedule

The Atlantic Coast Conference has been the top league in the nation in four of the last five seasons in terms of RPI. Once again, the league is loaded with outstanding teams, led by consensus preseason No. 1 pick North Carolina.

With the rotation of the schedule, Maryland has the dubious honor of being the only team in the league that faces both North Carolina and Duke in a home-and-home series. The Terps also play a home-and-home pairing against improving Miami, another team getting Top-25 mention by some observers.

Virginia and Georgia Tech are the other ACC teams Maryland will face twice this season. The Terps play Boston College, Wake Forest and Virginia Tech once each in Comcast Center, and will play single road games in league against NC State, Florida State and Clemson.

After opening the season at home on Nov. 14 against Bucknell, one of the highlights of the non-conference schedule have Maryland playing in Orlando, Fla., at the Old Spice Classic, an eight-team, three-day event that features six teams that appeared in the postseason a year ago.

Maryland will open against Michigan State and have Gonzaga and Oklahoma State on its side of the bracket. Georgetown and Tennessee are also in the field.

The Terps host Michigan in this season's ACC/Big Ten Challenge, then travel to Washington's Verizon Center to play George Washington in the annual BB&T Classic. Following those games, Maryland has a seven-game homestand that ends on Jan. 10 with Georgia Tech coming to Comcast Center to open the league season.

"We're fortunate we have the Big Ten game with Michigan here this year," says Williams. "That gives us a good home game. We also play Charlotte here this year, and they were tough for us last year down there.

"We're probably in as good a tournament as there is in the country this year. It will be a tough tournament, but most teams play in these events now. You need that in November, and it gives you a great deal of exposure."



Cliff Tucker

**"I think if we can stay healthy, we're going to be the type of team that really gets better," he says. "I've had teams like this before. I think we have the attitude that we'll work hard all year. If you have that attitude, that's what happens."**

- GARY WILLIAMS



## Roster Information

### Alphabetical

No.	Name	Pos.	Ht.	Wt.	Cl.-Exp.	Hometown (High School/Previous School)
22	Adrian Bowie	G	6-2	190	So.-1V	Greenbelt, Md. (Montrose Christian)
32	Jerome Burney	F	6-9	222	So.-1V	Atlanta, Ga. (Westlake)
4	Braxton Dupree	C	6-8	260	So.-1V	Baltimore, Md. (Calvert Hall)
25	Steve Goins	C	6-10	260	Fr.-HS	Chicago, Ill. (Curie HS)
33	Dino Gregory	F	6-7	227	So.-1V	Baltimore, Md. (Mount St. Joseph)
5	Eric Hayes	G	6-4	184	Jr.-2V	Woodbridge, Va. (Potomac)
1	Landon Milbourne	F	6-7	207	Jr.-2V	Roswell, Ga. (Oak Hill Academy)
14	Sean Mosley	G	6-4	210	Fr.-HS	Baltimore, Md. (St. Frances Academy)
35	Dave Neal	F	6-7	263	Sr.-3V	McLean, Va. (Bishop O'Connell)
23	David Pearman	G/F	6-6	188	So.-1V	Columbia, Md. (Oakland Mills)
24	Cliff Tucker	G/F	6-6	190	So.-1V	El Paso, Texas (Chapin)
21	Greivis Vasquez	G	6-6	190	Jr.-2V	Caracas, Venezuela (Montrose Christian)

### Numerical

No.	Name	Pos.	Ht.	Wt.	Cl.-Exp.	Hometown (High School/Previous School)
1	Landon Milbourne	F	6-7	207	Jr.-2V	Roswell, Ga. (Oak Hill Academy)
4	Braxton Dupree	C	6-8	260	So.-1V	Baltimore, Md. (Calvert Hall)
5	Eric Hayes	G	6-4	184	Jr.-2V	Woodbridge, Va. (Potomac)
14	Sean Mosley	G	6-4	210	Fr.-HS	Baltimore, Md. (St. Frances Academy)
21	Greivis Vasquez	G	6-6	190	Jr.-2V	Caracas, Venezuela (Montrose Christian)
22	Adrian Bowie	G	6-2	190	So.-1V	Greenbelt, Md. (Montrose Christian)
23	David Pearman	G/F	6-6	188	So.-1V	Columbia, Md. (Oakland Mills)
24	Cliff Tucker	G/F	6-6	190	So.-1V	El Paso, Texas (Chapin)
25	Steve Goins	C	6-10	260	Fr.-HS	Chicago, Ill. (Curie HS)
32	Jerome Burney	F	6-9	222	So.-1V	Atlanta, Ga. (Westlake)
33	Dino Gregory	F	6-7	227	So.-1V	Baltimore, Md. (Mount St. Joseph)
35	Dave Neal	F	6-7	263	Sr.-3V	McLean, Va. (Bishop O'Connell)

Head Coach: Gary Williams, 20th Year at Maryland (Maryland '68)

Assistant Coaches: Chuck Driesell, 3rd Year at Maryland (Maryland, '85), Keith Booth, 5th Year at Maryland (Maryland '03), Robert Ehsan, 4th Year at Maryland (UC Davis '04)

Director of Basketball Operations: Troy Wainwright, 13th Year at Maryland (UMUC '04)

Director of Basketball Student Services: Joe Harrington, 2nd Year at Maryland (Maryland '68)

Athletic Trainer: J.J. Bush, 36th Year at Maryland (Florida State '69)

### Squad Breakdown Terps By Class

Seniors (1): Neal

Juniors (3): Hayes, Milbourne, Vasquez

Sophomores (6): Bowie, Burney, Dupree, Gregory, Pearman, Tucker

Freshmen (2): Goins, Mosley

### Terps By State

Georgia (2): Burney, Milbourne

Illinois (1): Goins

Maryland (5): Bowie, Dupree, Gregory, Mosley, Pearman

Texas (1): Tucker

Virginia (2): Hayes, Neal

Venezuela (1): Vasquez

### Terps By Height

6-10 (1): Goins

6-9 (1): Burney


6-8 (1): Dupree

6-7 (3): Gregory, Milbourne, Neal

6-6 (4): Mosley, Pearman, Tucker, Vasquez

6-4 (1): Hayes

6-2 (1): Bowie



COACHING STAFF



THIS IS



# MARYLAND

BASKETBALL

# MARYLAND

2002 NCAA CHAMPIONS  
2004 ACC CHAMPIONS

# THIS IS GARY



MARYLAND'S ALL-TIME  
WINNINGEST COACH

# 397



# WILLIAMS

 **MARYLAND'S ALL-TIME WINNINGEST COACH WITH 397 VICTORIES**

 **FIRST AMONG ACTIVE COACHES WITH SIX WINS OVER  
NO. 1-RANKED TEAMS**

 **THIRD IN THE ACC WITH 165 LEAGUE VICTORIES**

 **THIRD ALL-TIME WITH 397 WINS AT AN ACC SCHOOL**

 **SEVENTH AMONG ACTIVE COACHES WITH 604 WINS**

 **TIED FOR SEVENTH AMONG ACTIVE COACHES  
WITH 16 20-WIN SEASONS**

 **EIGHTH AMONG ACTIVE COACHES WITH 27 CAREER NCAA  
TOURNAMENT WINS**

 **1999 INDUCTEE INTO THE UNIVERSITY OF MARYLAND  
SPORTS HALL OF FAME**

 **2004 INAUGURAL CLASS OF INDUCTEES INTO THE GREATER  
WASHINGTON SPORTS HALL OF FAME**

 **2005 INDUCTEE INTO THE UNIVERSITY OF MARYLAND  
ALUMNI HALL OF FAME**

 **2005 NAMED ONE OF WASHINGTONIAN MAGAZINE'S  
"WASHINGTONIANS OF THE YEAR"**





# GARY Williams

HEAD COACH • MARYLAND '68  
20TH SEASON AT MARYLAND (397-215, 649)  
31ST SEASON OVERALL (604-343, 638)

## 2002 COACH OF THE YEAR

Since returning to the College Park campus in 1999, Gary Williams (Maryland '68) has led his alma mater's basketball program from a period of troubled times to an era of national prominence. With 12 NCAA Tournament berths in the last 15 seasons, seven Sweet Sixteen appearances, a pair of consecutive Final Four showings, and the 2002 national championship - the first of its kind in Maryland basketball history - Williams and his staff have literally forged what is now more than a decade of dominance in college basketball's most storied and competitive conference.

Now, with 337 victories as Maryland's head coach, Williams stands as the Terrapins all-time winningest head basketball coach. He passed Charles "Lefty" Driessell, who amassed 348 victories in 18 seasons from 1969 to 1986. The Terrapins have averaged 22.7 wins per year since the 1994-95 season.

With 604 career victories in 30 seasons overall, Williams is the seventh-winningest active head coach in NCAA Division I men's basketball. The rise of the Maryland program has run parallel with Williams' ascent among the most notable in the collegiate coaching fraternity. Williams was one of only five coaches to boast a string of 11 consecutive trips to the NCAA Tournament from 1994-2004. He has produced more at least 20 wins in nine of his last 12

seasons, and a school-record eight straight from 1996-97 to 2003-04. With 16 career 20-win seasons, Williams ranks seventh among active coaches.

- Williams has been heavily involved in the NABC's Coaches vs. Cancer efforts. The program is a partnership between the National Association of Basketball Coaches and the American Cancer Society. Williams will serve as President of the National Coaches vs. Cancer for 2008-09. He was the recipient of the organization's Inspiration award for 2008 and was the 2005 Champion Award winner.
- In June of 2005, Williams received the University of Maryland's highest alumni honor as he, Connie Chung, Ronaldo Nehemiah and others were inducted into the University of Maryland's Alumni Hall of Fame. Williams was inducted into the University of Maryland's Sports Hall of Fame in 1999.
- In January of 2005, Williams was named one of Washingtonian Magazine's "Washingtonians of the Year." He joined others such as Washington D.C. mayor Anthony Williams and Tim Russert of NBC's Meet The Press on the prestigious list.

- In September of 2004, Williams joined Washington Redskins great Darrell Green and Washington Sports and Entertainment Chairman and CEO Abe Pollin as the inaugural inductees into the new Greater Washington Sports Hall of Champions.
- Williams was one of only five coaches in NCAA Division I to have led his team to 11 consecutive NCAA Tournaments, from 1994-2004. The Terrapins' 2008 appearance in the NIT marked the 15th consecutive postseason berth for Williams' teams.
- In guiding his 2004 Terrapins to the ACC Tournament title, Williams became the third coach in league history to lead his team to victory over the top three seeds: No. 3 Wake Forest, No. 2 NC State and No. 1 Duke. By overcoming a 21-point first half deficit against the Wolfpack, Williams engineered the greatest comeback in the 55-year history of the ACC Tournament.
- He is one of seven college basketball coaches since 1990 to guide his alma mater to the Final Four and was the first since 1974 to lead his alma mater to a national title.
- A winner of nearly 70 percent of his NCAA Tournament games while at Maryland, he ranks ninth among active coaches in NCAA Tournament winning percentage overall (27-14, .659), and eighth in wins (27).





- With his 500th win at NC State on March 2, 2003, the 1966 Maryland grad became the sixth ACC alumnus in conference history to amass as many as 500 coaching victories.
- With a victory over No. 1 North Carolina in Chapel Hill on Jan. 19, 2008, he is the winningest coach in the nation against top-ranked opponents (7).
- With 397 wins as Maryland's head coach, Williams is only the sixth mentor in Atlantic Coast Conference history to pass the 300-victory milestone.
- With 165 career ACC victories as Maryland's coach, Williams ranks as the third-winningest ACC coach in terms of conference victories. Only Dean Smith (364, North Carolina) and Mike Krzyzewski (264, Duke) have more conference wins.

## National Prominence

For Williams, now in his 20th season, the accomplishments of the past 15 years have been particularly sweet for a coach whose roots with the program extend to his playing days in the late 1950s, and whose earliest seasons as head coach were turmented by NCAA sanctions he inherited. The two-time Final Four architect and ACC championship mentor is himself a Maryland alumnus, who found glory for a program whose history is filled with a myriad of some of the most prominent names in college basketball annals: Shue, Lucas, Elmore, McMillen, Albert King, Elias, Buck Williams and Walt Williams.

Guiding his Maryland team to the 2004 ACC title remains a poignant source of pride for Williams and all of the Terrapin faithful. Coaching the most youth-filled team in college basketball to an incredible weekend of success, in a year where the ACC was rated the nation's most competitive conference, is not an accomplishment soon to be forgotten by Maryland's fans or the coach himself. The weekend featured three hard-fought, instant-classic contests. In the end, the Terrapins emerged victorious, with their first tournament title since 1994 and only the third in the storied history of the Maryland program. In only three days – three days that were the result of a season's worth of determination, diligence and lessons learned – the Terps were transformed from a team teetering on the edge of the NCAA bubble to a No. 4 seed in the national tournament.

The excitement of the 2004 ACC Tournament conjured images of the Terrapins' NCAA title run only two years earlier. Williams followed a remarkable 2001 Final Four season by compiling the most wins in Maryland history, going 32-4 in 2002. He engineered the school's best regular season ever (25-3), its first outright ACC regular season title since 1980, its first No. 1 seed in an NCAA Tournament, and a return to the Final Four. He earned billing as the league's coach of the year for the first time in his career and later was honored with various national awards, the Victor Award and the New York Athletic Club's Winged Foot Award as the coach of the national champions.

Capping his personal ascent to college basketball's highest pinnacle, Williams added another to his resume in summer 2002 by completing an autobiography entitled *Sweet Redemption*, with award-winning journalist David



### Coaches Guiding Their Alma Maters To National Championships

Phog Allen, Kansas	1952
Jim Boeheim, Syracuse	2003
Bud Foster, Wisconsin	1941
Howard Hobson, Oregon	1939
Ed Jucker, Cincinnati	1961, 1962
Branch McCracken, Indiana	1940, 1953
Vadal Peterson, Utah	1944
Norm Sloan, NC State	1974
Fred Taylor, Ohio State	1960
Gary Williams, Maryland	2002
Roy Williams, North Carolina	2005

### Coaches Guiding Their Alma Maters To The Final Four Since 1980

Jim Boeheim, Syracuse	1987, 1996, 2003
Lou Carnesecca, St. John's	1985
Guy Lewis, Houston	1982, 1983, 1984
Eddie Sutton, Oklahoma State	1995, 2004
Gary Williams, Maryland	2001, 2002
Richard Williams, Mississippi State	1996
Roy Williams, North Carolina	2005, 2008



## The Gary Williams File Year-By-Year Head Coaching Record

Year	School	Overall			Conference			Finish	NCAA Tournament Participation
		W	L	Pct.	W	L	Pct.		
1978-79	American	14	13	.519	7	4	.636	4th	
1979-80	American	13	14	.481	5	6	.455	5th	
1980-81	American	24	6	.800	11	0	1.000	1st	
1981-82	American	21	9	.700	8	3	.727	3rd	
1982-83	Boston Coll.	25	7	.781	12	4	.750	T-1st	NCAA West Region Semifinals (1-1)
1983-84	Boston Coll.	18	12	.600	8	8	.500	4th	
1984-85	Boston Coll.	20	11	.645	7	9	.438	6th	NCAA Midwest Region Semifinals (2-1)
1985-86	Boston Coll.	13	15	.464	4	12	.250	7th	
1986-87	Ohio State	20	13	.606	9	9	.500	6th	NCAA Southeast Region Second Round (1-1)
1987-88	Ohio State	20	13	.606	9	9	.500	6th	
1988-89	Ohio State	19	15	.559	6	12	.333	8th	
1989-90	Maryland	19	14	.576	6	8	.429	T-5th	
1990-91	Maryland	16	12	.571	5	9	.357	7th	
1991-92	Maryland	14	15	.483	5	11	.313	8th	
1992-93	Maryland	12	16	.429	2	14	.125	8th	
1993-94	Maryland	18	12	.600	8	8	.500	T-4th	NCAA Midwest Region Semifinals (2-1)
1994-95	Maryland	26	8	.765	12	4	.750	T-1st	NCAA West Region Semifinals (2-1)
1995-96	Maryland	17	13	.567	8	8	.500	T-4th	NCAA West Region First Round (0-1)
1996-97	Maryland	21	11	.656	9	7	.563	T-4th	NCAA Southeast Region First Round (0-1)
1997-98	Maryland	21	11	.656	10	6	.625	3rd	NCAA West Region Semifinals (2-1)
1998-99	Maryland	28	6	.824	13	3	.813	2nd	NCAA South Region Semifinals (2-1)
1999-00	Maryland	25	10	.714	11	5	.688	2nd	NCAA Midwest Region Second Round (1-1)
2000-01	Maryland	25	11	.694	10	6	.625	3rd	NCAA Final Four, West Region Champions (4-1)
2001-02	Maryland	32	4	.889	15	1	.938	1st	NCAA Final Four, NATIONAL CHAMPIONS (6-0)
2002-03	Maryland	21	10	.677	11	5	.688	T-2nd	NCAA South Region Semifinals (2-1)
2003-04	Maryland	20	12	.625	7	9	.438	6th	NCAA Denver Regional Second Round (1-1)
2004-05	Maryland	19	13	.594	7	9	.438	T-6th	
2005-06	Maryland	19	13	.594	8	8	.500	6th	
2006-07	Maryland	25	9	.735	10	6	.625	T-3rd	NCAA Midwest Region Second Round (1-1)
2007-08	Maryland	19	15	.559	8	8	.500	T-5th	
4 Years	American	72	42	.632	31	13	.705		
4 Years	Boston Coll.	76	45	.628	31	33	.484		NCAA — 3-2
3 Years	Ohio State	59	41	.590	24	30	.444		NCAA — 1-1
19 Years	Maryland	397	215	.649	165	136	.548		NCAA — 23-11 (.676)
30 Years	Overall	604	343	.638	251	212	.542		NCAA — 27-14 (.659)

### Coaching Honors

- Naismith National Coach of the Year Finalist, 1995, 1997, 2002
- National Coach of the Year, 2002 (Basketball America, CBSSportsline.com)
- Atlantic Coast Conference Coach of the Year, 2002
- Victor Award, 2002 (National Academy of Sports Editors)
- Winged Foot Award, 2002 (N.Y. Athletic Club)
- Harry Litwack Eastern Coach of the Year Award, 2002 (Herb Good Basketball Club of Philadelphia)
- District Coach of the Year, 2002 (Basketball Times)
- Seaboard Region Coach of the Year, 1997, 2002 (Basketball Times & Eastern Basketball)
- National Coach of the Year, 2001 (Playboy)
- Atlantic Coast Conference Coach of the Year, 2000 (College Hoops Illustrated)
- Atlantic Coast Conference Coach of the Year, 1998 (ACC Athlete Magazine)
- U.S. Olympic Team Selection Committee, 1988
- Eastern Coach of the Year, 1983
- National Coach of the Year, second runner-up, 1983
- District Coach of the Year, 1981

### International Experience

- Five-game, 12-day tour of Italy with Maryland basketball team in August of 2004
- Six-game, nine-day tour of France with Maryland basketball team in August of 1994
- Six-game, nine-day tour of Germany with ACC All-Star Team in July of 1990
- Eight-game, 12-day tour of Yugoslavia with Big East All-Star Team in July of 1984



### Playing Experience

- 1965-67, University of Maryland, basketball letterwinner
- 1964, University of Maryland, freshman basketball team
- 1961-64, Collingswood High School, lettered four years in basketball and baseball

### Playing Honors

- Maryland team captain, 1967
- Maryland field goal percentage record (1,000, 8-8) vs. South Carolina, 12-10-66
- Member 1965 Sugar Bowl Tournament title team and 1966 Charlotte Invitational Tournament championship team

### Personal

Education: University of Maryland, 1968, B.S. in business; Collingswood (N.J.) High School, 1964  
 Date of Birth: March 4, 1945 in Collingswood, N.J.  
 Family: Daughter: Kristin Scott (35), Son-in-law: Geoff Scott, Grandchildren: David Geoffrey Scott (born Nov. 15, 1999), Lauren Kelly Scott and John William Scott (born June 19, 2003)



Vise. The book captures the essence of Williams' arrival at Maryland, the Terps' rebuilding efforts, their return to the NCAA Tournament in 1994 and their tournament climb ever since.

The rise of the Maryland program has run parallel with Williams' ascent among the most notable in the collegiate coaching fraternity. Williams was one of only five coaches to boast a string of 11 consecutive trips to the NCAA Tournament from 1994-2004. He has produced more than 20 wins in 10 of his last 14 seasons, and a school-record eight straight from 1996-97 to 2003-04. Williams' 16 career 20-win seasons places him eighth among active coaches.

Williams, 397-215 at Maryland, boasts a 604-343 overall record including four years at American (1979-82), four at Euston College (1983-86) and three at Ohio State (1987-89). In 30 seasons as a Division I head coach, Williams has coached in 15 NCAA Tournaments and guided nine different teams to the NCAA Sweet Sixteen. One of 26 coaches ever to take three different schools to the NCAA Tournament, Williams has guided teams to the NIT or NCAA Tournament at each of his four coaching stops.

During his run of 11 straight NCAA Tournaments at Maryland, he forged his way to becoming the winningest NCAA Tournament coach in Maryland history with 23 wins and 11 losses — nearly 70 percent. He boasts a 27-14 NCAA Tournament record overall, and has carried Maryland to the Sweet Sixteen in five of the past 11 years.

## Terp Alumnus

Williams is one of just two 600-win coaches who now engineer the programs at their respective alma maters, joining Jim Boeheim at Syracuse. With Roy Williams of North Carolina, those three also are the only active coaches to direct their alma maters to multiple Final Four appearances.

In 2001, Williams became just the sixth coach since 1980 to direct his alma mater to the Final Four. A year later, he became the first coach since 1974 to guide his alma mater to a national title. Williams is the only active coach to take his alma mater to consecutive Final Four appearances. He is only the eighth mentor ever to guide his alma mater to consecutive Final Fours, and the first since Houston's Guy Lewis in 1982, 1983 and 1984.

A former Terrapin point guard and 1986 graduate, Williams was a starter under coach Bud Millikan during the 1985, 1986 and 1987 seasons. He was the team captain as a senior and still lists one of his most memorable basketball moments as his experience as a spectator at the 1986 national championship game conducted at

Maryland's legendary Cole Field House, between Texas Western and Kentucky.

The former Terrapin student-athlete is also noted as one of just eight former ACC basketball players ever to return to the league as a head coach. On March 2, 2003, Williams became the sixth ACC alumnus to win at least 500 games as Drew Nicholas nailed a buzzer-beating 3-pointer to down NC State, 68-65. With 397 wins as Maryland's head coach, Williams is only the sixth ACC coach to reach the 300 milestone.

## Williams Era

Inducted into the University of Maryland Sports Hall of Fame in 1999 and the University's Alumni Hall of Fame in 2005, Williams has placed his alma mater's program back among the elite in the always-competitive Atlantic Coast Conference. The Terps have become synonymous with Duke and North Carolina among the league's most dominant programs, and nationally have become a fixture among weekly polls.

Another success story during the Williams Era at Maryland was the coveted home-court win streak over non-conference foes, which spanned more than 12 years and 87 games. Maryland did not lose a non-league home game under Williams for well over a decade after just his fourth home game as head coach: Dec. 12, 1999 vs. Coppin State. The Terps went undefeated against non-conference foes during the final 12 years of competition at Cole Field House, and ran the record to 87 games before a five-point loss to No. 14 Florida on Dec. 14, 2002 at Comcast Center.

The decade of the 1990s was certainly a decade of resurgence for the Maryland basketball team.

Since Williams' arrival as head coach in the summer of 1989, the Terps have soared to a level of national prominence unmatched during the first century of the program — and unmatched by the vast majority of programs nationwide. Included among the many superior accomplishments during the Williams Era are: a school-record 11 straight NCAA Tournament appearances (1994-04) which included consecutive trips to the Final Four, a national crown and seven Sweet Sixteen appearances; the 2004 ACC title; 11 consecutive upper-division finishes in the ACC including runner-up distinction in 1999, 2000 and 2003; an outright regular season ACC title in 2002 and a shared one in 1995; a school-record 23 victories during the 1999 season which was shattered again with 32 in 2002; four NBA lottery picks, one national Player of the Year, a senior of the year and two ACC Players of the Year; an ACC Tournament MVP; and the first recipient of the nation's Senior CLASS Award.

## NCAA Division I Coaching Wins, Active Coaches

1	Mike Krzyzewski, Duke	803
2	Lute Olson, Arizona	780
3	Jim Calhoun, Connecticut	774
4	Jim Boeheim, Syracuse	771
5	Bob Huggins, West Virginia	616
6	Tom Penders, Houston	608
7	<b>Gary Williams, Maryland</b>	<b>604</b>
8	Homer Drew, Valparaiso	593
9	Roy Williams, North Carolina	560
10	Ben Braun, Rice	556
	Bo Ryan, Wisconsin	556
12	Mike Montgomery, California	547
	Pat Douglass, UC Irvine	547
	Cliff Ellis, Coastal Carolina	547
15	Larry Hunter, Western Carolina	543

## Most 20-Win Seasons, Active Coaches

1	Jim Boeheim, Syracuse	30
2	Lute Olson, Arizona	29
3	Mike Krzyzewski, Duke	24
4	Jim Calhoun, Connecticut	22
5	Bob Huggins, West Virginia	20
6	Roy Williams, North Carolina	18
7	<b>Gary Williams, Maryland</b>	<b>16</b>
	Rick Pitino, Louisville	16
9	Tubby Smith, Minnesota	15
10	John Calipani, Memphis	14

## Career NCAA Tournament Wins, Active Coaches

1	Mike Krzyzewski, Duke	69
2	Roy Williams, North Carolina	49
3	Lute Olson, Arizona	46
4	Jim Calhoun, Connecticut	41
5	Jim Boeheim, Syracuse	40
6	Rick Pitino, Louisville	35
7	Tubby Smith, Minnesota	29
8	<b>Gary Williams, Maryland</b>	<b>27</b>
9	Tom Izzo, Michigan State	25
10	John Calipani, Memphis	23

## Career Wins - All Games While At ACC School

1	Dean Smith, North Carolina	879
2	Mike Krzyzewski, Duke	730
3	<b>Gary Williams, Maryland</b>	<b>397</b>
4	Bobby Cremins, Georgia Tech	354
5	Lefty Driesell, Maryland	348
6	Terry Holland, Virginia	326
7	Norm Sloan, NC State	266
8	Frank McGuire, UNC & USC	264
9	Dave Odom, Wake Forest	240
10	Carl Tacy, Wake Forest	222

## Career Wins - ACC Games

1	Dean Smith, North Carolina	364
2	Mike Krzyzewski, Duke	285
3	<b>Gary Williams, Maryland</b>	<b>165</b>
4	Frank McGuire, UNC & USC	142
5	Bobby Cremins, Georgia Tech	134
6	Lefty Driesell, Maryland	122
7	Terry Holland, Virginia	111
8	Vic Bubas, Duke	106
9	Norm Sloan, NC State	103
10	Dave Odom, Wake Forest	101

prior to 2008-09 season

## Williams Flashback

Check out Gary Williams' player profile as a senior team captain from the 1985-87 Maryland men's basketball media guide.

**GARY WILLIAMS — No. 14**

Senior, 6-7, 180 lbs. Forward. Maryland's most successful player in the history of the program. Led the Terps to a national title in 1986. Was named ACC Player of the Year in 1986. Was named Senior of the Year in 1987. Was named ACC Player of the Year in 1987. Was named ACC Player of the Year in 1987.

## Williams' Playing Statistics At Maryland

Year	GP	FG-FTA	FG %	FT-FTA	FT %	Rebounds	Points
1985-86	20	33-67	.493	25-50	.500	80-3.1	91-3.5
1986-87	23	29-61	.477	20-42	.476	74-3.2	85-2.9
1987-88	25	71-134	.530	31-49	.633	82-3.3	173-6.9
<b>Career</b>	<b>74</b>	<b>127-262</b>	<b>.480</b>	<b>76-141</b>	<b>.539</b>	<b>236-3.2</b>	<b>350-4.5</b>

# MARYLAND

2002 NCAA CHAMPIONS  
2004 ACC CHAMPIONS

Added for good measure are a NBA Co-Rookie of the Year in Steve Francis (2000), and a preseason top-five ranking three times in four seasons (1999-2002). The result is a program and a coach who have reached icon status.

Williams is the only head coach in school history to guide the Terps to 15 postseason tournament appearances. After guiding his first two Maryland teams to winning records and overcoming an NCAA probationary period resulting from the previous regime, he guided the Terps to an NCAA Tournament appearance in just his fifth season, 1994, and earned a share of the ACC regular-season title in just his sixth, 1995.

Williams' past 15 seasons have brought Maryland from striving for contention in the Atlantic Coast Conference to the realization of the tournament title in 2004; from endeavors to become nationally competitive to the reality of 12 NCAA berths, seven Sweet Sixteen appearances, two Final Fours and of course, the 2002 NCAA championship.

In 2003, Williams took a group of experienced but mostly untested Terps to a third-straight Sweet Sixteen. Along the way, the squad earned its fourth final Top 10 ranking in five seasons, posted a seventh-straight 20-win season, recorded a school-record sixth straight finish in the upper echelon of the ACC by capturing second place, and posted a school-record sixth straight season of double-digit ACC victories. The Terrapins helped Williams to his 601th career coaching victory at Boston College on February 6, 2008.

The 2002 championship itself was a product of maturity and steadfast dedication to a common goal – and included a magical ride through the final season of play at venerable Cole Field House. Williams molded a cast of seven returning players from its national semifinalists of 2001, while senior captains Lonny Baxter, Juan Dixon and Byron Mouton keyed a consistent effort from the beginning of practice in October, through an undefeated (15-0) home campaign at Cole, all the way to a net-cutting evening at the Georgia Dome on April 1. The Terrapins overcame personal obstacles and handled the ACC's and the NCAA Tournament's stiffest challenges. After winning the ACC regular season crown with a 15-1 record, the Terps' ascent to the national championship game included successive victories over perennial powers Wisconsin, Kentucky, Connecticut and Kansas – and a 64-52 defeat of Indiana in the title game. Maryland won the first national title in school history, and earned its very first No. 1 ranking, after becoming the first team in NCAA history to reach the championship game by defeating the highest possible seed in every round.

A year earlier, the Terrapins began the season with a lofty No. 5 ranking by the Associated Press and finished with the No. 4 spot by USA Today/ESPN. The Terps butted heads weekly during an ACC schedule that included five nationally ranked teams, but found their stride late in the year to win 10 of their last 12 games. Of those 10, seven nationally ranked foes fell in the Terps' path to the Final Four, with their only losses coming to eventual NCAA and ACC champion Duke. Local rival Georgetown was dispatched in the Sweet Sixteen, and an 87-73 win over top-seeded and top-ranked Stanford earned Maryland the 2002 NCAA regional title.






The 2003 season may have been one of Williams' greatest coaching accomplishments ever — guiding a "rebuilding" Terrapin team to 25 wins, a second straight second-place finish in the ACC and its first trip to the conference tournament final since 1984. All with a freshman point guard (Steve Blake), three first-year starters (Baxter, Blake, Dixon) and only one senior following the loss of three players to the NBA draft. Two years later, those three first-year starters would become seasoned veterans and national champions.

Four years after tying for his first ACC regular season championship in 1995, Williams led Maryland to a then school-record 28 victories and a school-record 13 ACC victories during the 1999 season. The Terps finished the season ranked No. 5 by the Associated Press — then the highest final ranking since 1975 and only the third time in school history that the program had earned a top five final national ranking. Maryland peaked at No. 2 as it won its first 10 games of the season, and its No. 2 seed in the NCAA Tournament matched the highest tournament seed in school history.

Williams has been voted as a national coach of the year finalist five times, including his selection in 2002 as the national coach of the year by Basketball America and CBS Sportsline.com, and in 2001 by Playboy. Besides the ACC coaching honor, other accolades after the 2002 championship season included the Winger Foot Award as presented by the N.Y. Athletic Club, the Victor Award as presented by the National Academy of Sports Editors, the Harry Litwack Award as Eastern Coach of the Year, presented annually by the Herb Good Club of Philadelphia, and Seaboard Region Coach of the Year honors as named by Basketball Times and Eastern Basketball. In 1998, ACC Athlete Magazine voted him as the ACC Coach of the Year. He received the same honor from College Hoops Illustrated in 2000. Following Maryland's 1997 season, when the Terps advanced to the NCAA Tournament and finished with a 9-7 record in the ACC, he was named as the Seaboard Region Coach of the Year by Basketball Times and Eastern Basketball. He was honored as the district coach of the year in 1991, and in 1983 he was named as the Eastern Coach of the Year.

Williams has cemented his legacy as one of America's greatest recruiters and college coaches — a statement backed not just by consecutive Final Four appearances or 25 winning records in 30 seasons, but by 29 NBA draft choices and the numerous former assistant coaches who now guide their own programs. Williams has mentored seven first-round selections and six NBA lottery picks: Walt Williams (#7 pick, 1992), Joe Smith (#1, 1995), Steve Francis (#2, 1998) and Chris Wilcox (#8, 2002); and Ohio State standouts Jim Jackson (#5, 1992) and Dennis Hopson (#3, 1997). Two-time European player of the year Sarunas Jasikevicius played for four years under Williams and starred in Europe before signing with the Indiana Pacers in the summer of 2005.

Williams was hired on June 13, 1993. He inherited a team that had won only nine games the year before and finished in last place in the ACC. Displaying his coaching abilities immediately, he helped the Terps to 19 wins while advancing to the second round of the National Invitation Tournament — and making him the first coach in school history to lead a team into the postseason in his first year.



Gary Williams was invited to be a part of the inaugural AT&T National, which was hosted by Tiger Woods.

### Turnaround Under Williams

Last 11 Years	Overall	ACC
1997-98	21-11 (.656)	10-6 (.625)
1998-99	28-6 (.824)	13-3 (.813)
1999-00	25-10 (.714)	11-5 (.688)
2000-01	25-11 (.694)	10-6 (.625)
2001-02	32-4 (.889)	15-1 (.938)
2002-03	21-10 (.677)	11-5 (.688)
2003-04	20-12 (.625)	7-9 (.438)
2004-05	19-13 (.594)	7-9 (.438)
2005-06	19-13 (.594)	8-8 (.500)
2006-07	25-9 (.735)	10-6 (.625)
2007-08	19-15 (.559)	8-8 (.500)
<b>Totals</b>	<b>280-122 (.697)</b>	<b>122-70 (.635)</b>

First 5 Years	Overall	ACC
1989-90	19-14 (.576)	6-8 (.429)
1990-91	16-12 (.571)	5-9 (.357)
1991-92	14-15 (.483)	5-11 (.313)
1992-93	12-16 (.429)	2-14 (.125)
1993-94	18-12 (.600)	8-8 (.500)
<b>Totals</b>	<b>79-69 (.534)</b>	<b>26-50 (.342)</b>

### Most Victories Under Williams

Season	W	L	Pct.	School
2001-02	32	4	.889	Maryland
1998-99	28	6	.824	Maryland
1994-95	26	8	.765	Maryland
1982-83	25	7	.781	Boston College
2006-07	25	9	.735	Maryland
1999-00	25	10	.714	Maryland
2000-01	25	11	.694	Maryland
1980-81	24	6	.800	American

### Winning Pct. Under Williams

Season	W	L	Pct.	School
2001-02	32	4	.889	Maryland
1998-99	28	6	.824	Maryland
1980-81	24	6	.800	American
1982-83	25	7	.781	Boston College
1994-95	26	8	.765	Maryland
2006-07	25	9	.735	Maryland
1999-00	25	10	.714	Maryland
1981-82	21	9	.700	American

### Williams In The Postseason

Event	GP	W	L	Pct.
NCAA	41	27	14	.659
NIT	21	12	9	.571
ACC	32	15	17	.469
Big East	6	2	4	.333
East Coast	7	3	4	.429
<b>Totals</b>	<b>107</b>	<b>59</b>	<b>48</b>	<b>.551</b>

### Williams' Milestone Victories

Victory #	Opponent, Score	School
No. 1	Catholic, 83-68	American
No. 50	Drexel, 62-60	American
No. 100	New Hampshire, 97-64	Boston College
No. 150	Bowling Green, 89-52	Ohio State
No. 200	Northwestern, 100-89	Ohio State
No. 250	#10 North Carolina, 82-80	Maryland
No. 300	at NC State, 84-67	Maryland
No. 350	#13 Clemson, 76-61	Maryland
No. 400	San Francisco, 71-61	Maryland
No. 450	#16 Temple, 82-74	Maryland
No. 500	NC State, 68-65	Maryland
No. 550	Delaware State, 68-54	Maryland
No. 600	Boston College, 70-65	Maryland

### In The Sagarin Power Rankings (Since 1995)

Year	Schedule Ranking	Team Ranking
1995	19	8
1996	16	28
1997	15	11
1998	1	11
1999	22	5
2000	21	24
2001	12	6
2002	20	3
2003	54	18
2004	3	19
2005	29	33
2006	32	55
2007	41	13
2008	66	59

### Williams vs. the ACC (includes all games)

School	Last 5 Years	Last 10 Years
Boston College	2-4	2-4
Clemson	6-5	15-5
Duke	6-7	9-17
Florida State	6-4	17-4
Georgia Tech	7-3	16-5
Miami	1-5	1-5
North Carolina	5-6	11-12
NC State	7-4	17-6
Virginia	7-5	15-6
Virginia Tech	2-4	2-4
Wake Forest	6-4	13-7
<b>Totals</b>	<b>55-51 (.519)</b>	<b>118-75 (.611)</b>

In addition, Maryland's 16-game improvement in the win column during Williams' first season was the largest in school history and second largest in the annals of the ACC by a first-year coach. Only the legendary Press Maravich, who improved NC State's winning ledger by 13 games in his inaugural season (1965), can boast a higher first-year improvement in the win column.

A 1968 graduate of Maryland, Williams lettered as the Terps' starting point guard from 1965-67 under head coach Bud Millikan, serving as team captain during his senior season. It was as a player in the ACC that Williams began developing his basketball philosophy. Playing beside three-year teammates Joe Harrington and Jay McMillen, he studied the game under Millikan, and it was then that he developed his penchant for the full-court pressure defenses for which his teams are now known. He learned his half-court man-to-man defense from Millikan, who learned from the legendary Hank Iba. The fast-breaking offense that Williams' teams employ is similar to the style Vic Eubank's Duke teams used when Williams was a player.

## Path Back To College Park

Williams began his coaching career alongside Harrington as graduate students at Maryland under freshman coach Tom Davis. The 1969 freshman team finished with a 12-4 record as Williams bonded with Davis in a relationship that would serve him well as his coaching career progressed.

After earning a degree in business, he continued his coaching career as an assistant at Woodrow Wilson High School in Camden, N.J. After one year, he took over as the head coach and guided his first team to a perfect 27-0 record and the state title. Williams has called that season "the ultimate — there wasn't another game to win." Upon winning the NCAA West Region championship in 2001, he fondly recalled his championship at Camden as the "only other time I've ever got to cut down a net."

Williams spent one more year at Woodrow Wilson before accepting an invitation from Davis in 1972 to become an assistant at Lafayette College. While an assistant at Lafayette, Williams also served as the head soccer coach. In 1978, Williams accompanied Davis to Boston College. After one year there, Williams became the head coach at American University.

Williams immediately began making his mark. His 1981 squad set the still-standing school record for victories with a 24-6 mark, won the East Coast Conference championship, and played in the NIT. Williams was named the district coach of the year. American returned to postseason play the next season as the Williams-led Eagles went 21-9 and played in the NIT for the second consecutive year. Only once prior to Williams' arrival had AU attended a postseason tournament, and the Eagles have not returned since. Williams' four-year record at AU was 72-42.

In 1983, Williams succeeded Davis at Boston College. He was once again an instant success, posting a 25-7 record and leading the Eagles to the regular-season championship of the Big East in his first season. Making his first appearance in the NCAA Tournament, Williams directed the Eagles to the Sweet 16. He finished third in the balloting for national coach of the year, and was honored again as the Eastern Coach of the Year by his peers. He went on to duplicate that NCAA Tournament success again in 1985, leading B.C. back to the Sweet Sixteen.

In 1987, Williams accepted the head coaching job at Ohio State, becoming the 10th basketball coach in that school's illustrious history. He succeeded Eldon Miller and once again enjoyed success. In three years, the Buckeyes made three postseason appearances. His first squad defeated then-No. 1 and unbeaten Iowa (coached by Tom Davis) in the regular season, in what would be the first of many giant-killings. During Williams' three-year term at Ohio State, OSU defeated a second-ranked Purdue team, perennial power Kansas and highly regarded Big Ten powers Michigan and Illinois. Each of Williams' three Ohio State teams advanced to postseason play, and he laid the groundwork for the highly successful teams that followed when he left Columbus for College Park.


## Williams With His Family



Williams with his daughter Kristin after he was inducted into the Maryland Hall of Fame.



Lauren, John and David are frequent guests at Comcast Center to root on their grandfather's team.



Coach Williams rolled into last year's Maryland Madness in style in a Lamborghini.



## The Williams' Influence

### NBA First-Round Draft Picks




**Chris Wilcox \***  
2002 • No. 8 overall (L)  
Los Angeles Clippers



**Juan Dixon \***  
2002 • No. 17 overall  
Washington Wizards



**Steve Francis \***  
1999 • No. 2 overall (L)  
Vancouver Grizzlies



**Keith Booth \***  
1997 • No. 28 overall  
Chicago Bulls




**Joe Smith \***  
1995 • No. 1 overall (L)  
Golden State Warriors



**Jim Jackson \***  
1992 • No. 5 overall (L)  
Dallas Mavericks



**Walt Williams**  
1992 • No. 7 overall (L)  
Sacramento Kings



**Jerrod Mustaf**  
1991 • No. 17 overall  
New York Knicks



**Dennis Hopson**  
1987 • No. 3 overall (L)  
New Jersey Nets

### Former Assistants In Charge



**Randy Ayers**

**Randy Ayers**

Assistant to Williams for three years at Ohio State. Head coach at Ohio State for eight years, and was the head coach of the Philadelphia 76ers during the 2013 season. After working as an assistant coach for the Orlando Magic in 2006, he is currently an assistant for the Washington Wizards.

**Rick Barnes**

Assistant to Williams for one year at Ohio State. Has been the head coach at George Mason, Pennsylvania and Clemson. Currently the head coach at Texas.



**Rick Barnes**

**Paul Brazeau**

Assistant to Williams for one year at Boston College and three years at Ohio State. Formerly the head coach at Hartford.

**Jim Clemons**

Assistant to Williams at Ohio State and a former head coach at Youngstown State. Former head coach of the Dallas Mavericks, and a former assistant and NBA Champion with the Chicago Bulls and Los Angeles Lakers. After working as an assistant coach for the New Orleans Hornets for two years he returned to Phil Jackson's staff with the Lakers.



**Dave Dickerson**

**Dave Dickerson**

Assistant to Williams at Maryland for nine years and a former Turney player. Currently head coach at Tulane.

**Fran Dunphy**

Assistant to Williams at American University. After spending 17 years as head coach at the University of Pennsylvania, he is now the head coach at Temple.

**Fran Fraschilla**

Assistant to Williams for two years at Ohio State. Has been the head coach at Manhattan College and St. John's. Formerly the head coach at New Mexico. Currently an ESPN college basketball analyst.

**Billy Hahn**

Assistant to Williams for 12 years at Maryland. Former head coach at Ohio University and LaSalle. Currently works as an assistant at West Virginia.

**Chris Knoche**

Assistant to Williams for two years at American. Has been the head coach at American. Currently the Terrapins' radio analyst.

**Mike Lonergan**

Assistant to Williams for one year at Maryland. Former head coach at Catholic, current head coach at Vermont.



**Mike Lonergan**



**Jimmy Patsos**

**Jimmy Patsos**

Assistant to Williams for 13 seasons at Maryland. Currently the head coach at Loyola.

**Art Perry**

Assistant to Williams for six years at Maryland. Former head coach at American and Delaware State.

**Ed Tapscott**

Assistant to Williams at American, who later served as the head coach at AU. Former vice president of the New York Knicks. Former President and CEO of the Charlotte Bobcats, he now works as the Director of Player Development for the Washington Wizards.







Opponent	Career	Home	at UM	Home	at OSU	at BC	at AU	First	Last
Pittsburgh	7-3	3-1	2-0	0-0		5-3		1982-83 (BC)	1998-99 (UM)
Princeton	3-0	0-0	2-0	0-0		1-0		1982-83 (BC)	2001-02 (UM)
<b>NCAA Tournament: 1-0 ('83 BC, 51-42)</b>									
Providence	5-4	2-2	1-0	0-0		4-4		1982-83 (BC)	1991-92 (UM)
Puget Sound	1-0	1-0				1-0		1983-84 (BC)	
Purdue	2-4	2-1			2-4			1986-87 (OSU)	1988-89 (OSU)
Radford	1-0	1-0			1-0			1988-89 (OSU)	
Randolph-Macon	3-0	2-0			1-0	2-0		1980-81 (AU)	1984-85 (BC)
Rhode Island	4-0	2-0			4-0			1982-83 (BC)	1985-86 (BC)
Richmond	1-0	1-0			1-0			1980-81 (AU)	
Rider	9-0	5-0	3-0	3-0		6-0		1978-79 (AU)	1995-96 (UM)
Rutgers	1-2	0-0	1-1	0-0		0-1		1980-81 (AU)	1991-92 (UM)
Sacramento State	1-0	0-0	1-0	0-0				1989-90 (UM)	
Saint Louis	1-0	0-0	1-0	0-0				1993-94 (UM)	
<b>NCAA Tournament: 1-0 ('94 UM, 74-66)</b>									
St. Bonaventure	0-1	0-0					0-1	1979-80 (AU)	
St. John's	6-9	2-0	1-1	0-0	1-1	4-6	0-1	1978-79 (AU)	2006-07 (UM)
<b>NCAA Tournament: 0-1 ('99 UM, 62-76)</b>									
St. Joseph's	2-4	0-2			1-0	1-4		1978-79 (AU)	1983-84 (BC)
St. Mary's (Md.)	3-0	3-0			3-0			1978-79 (AU)	1981-82 (AU)
St. Michael's	1-0	1-0			1-0			1982-83 (BC)	
San Francisco	1-0	0-0	1-0	0-0				1999-00 (UM)	
Santa Clara	0-1	0-0	0-1	0-0				1995-96 (UM)	
<b>NCAA Tournament: 0-1 ('96 UM, 79-91)</b>									
Savannah State	1-0	1-0	1-0	1-0				2007-08 (UM)	
Seton Hall	7-2	4-0			7-2			1982-83 (BC)	1985-86 (BC)
Siena	3-0	2-0	2-0	1-0	1-0			1986-87 (OSU)	2006-07 (UM)
<b>NCAA Tournament: 1-0 ('02 UM, 85-70)</b>									
South Alabama	1-0	0-0				1-0		1981-82 (AU)	
South Carolina	1-4	0-0	1-3	0-0	0-1			1988-89 (OSU)	2004-05 (UM)
South Carolina State	1-0	1-0	1-0	1-0				1998-99 (UM)	
South Florida	2-0	1-0	2-0	1-0				1989-90 (UM)	1990-91 (UM)
Southern California	2-0	1-0	2-0	1-0				1989-90 (UM)	1990-91 (UM)
Stanford	2-0	0-0	2-0	0-0				1998-99 (UM)	2000-01 (UM)
<b>NCAA Tournament: 1-0 ('01 UM, 87-73)</b>									
Stetson	1-0	0-0				1-0		1978-79 (AU)	
Stonehill	3-0	3-0			3-0			1982-83 (BC)	1984-85 (BC)
Stony Brook	1-0	1-0	1-0	1-0				2000-01 (UM)	
Syracuse	3-11	1-1	0-2	0-0	3-8	0-1		1978-79 (AU)	2007-08 (UM)
<b>NCAA Tournament: 1-0 ('04 UM, 70-72)</b>									
Temple	4-5	1-2	3-2	1-0		1-3		1978-79 (AU)	2005-06 (UM)
Tennessee	0-1	0-0			0-1			1981-82 (AU)	
Texas	1-0	0-0	1-0	0-0				1994-95 (UM)	
<b>NCAA Tournament: 1-0 ('95 UM, 82-68)</b>									
Texas A&M CC	1-0	1-0	1-0	1-0				2005-06 (UM)	
Texas Christian	2-0	0-0	1-0	0-0	1-0			1984-85 (BC)	2004-05 (UM)
Texas-El Paso	1-0	0-0	1-0	0-0				2003-04 (UM)	
<b>NCAA Tournament: 1-0 ('04 UM, 86-83)</b>									

Opponent	Career	Home	at UM	Home	at OSU	at BC	at AU	First	Last
Texas Tech	1-0	0-0				1-0		1984-85 (BC)	
<b>NCAA Tournament: 1-0 ('85 BC, 55-53)</b>									
Toledo	0-1	0-0				0-1		1980-81 (AU)	
Towson	10-0	7-0	7-0	5-0		3-0		1979-80 (AU)	1996-97 (UM)
Trenton State	1-0	1-0				1-0		1978-79 (AU)	
Tulane	1-0	0-0	1-0	0-0				1999-00 (UM)	
UC Irvine	1-0	1-0	1-0	1-0				1990-91 (UM)	
UCLA	1-3	0-0	1-3	0-0				1995-96 (UM)	2007-08 (UM)
<b>NCAA Tournament: 0-1 ('00 UM, 70-105)</b>									
UNC Asheville	2-0	2-0	2-0	2-0				1997-98 (UM)	2004-05 (UM)
UNC Greensboro	2-0	2-0	2-0	2-0				1991-92 (UM)	2003-04 (UM)
UNC Wilmington	3-0	1-0	2-0	1-0		1-0		1981-82 (AU)	2002-03 (UM)
<b>NCAA Tournament: 1-0 ('03 UM, 75-73)</b>									
Utah	1-0	0-0	1-0	0-0				1994-95 (UM)	
Utah State	1-0	0-0	1-0	0-0				1997-98 (UM)	
<b>NCAA Tournament: 1-0 ('98 UM, 82-68)</b>									
Utica	1-0	1-0				1-0		1985-86 (BC)	
Valdosta State	1-0	0-0				1-0		1985-86 (BC)	
Valparaiso	1-0	0-0	1-0	0-0				1998-99 (UM)	
<b>NCAA Tournament: 1-0 ('99 UM, 82-60)</b>									
Vanderbilt	1-0	0-0				1-0		1988-89 (OSU)	
Vermont	1-0	1-0	1-0	1-0				2006-07 (UM)	
Villanova	3-5	2-1				3-5		1982-83 (BC)	1985-86 (BC)
Virginia	23-17	15-5	23-16	15-5		0-1		1982-83 (BC)	2007-08 (UM)
<b>NCAA Tournament: 0-1 ('83 BC, 92-95)</b>									
VCU	0-1	0-0	0-1	0-0				2007-08 (UM)	
VMI	1-0	1-0	1-0	1-0				2005-06 (UM)	
Virginia Tech	4-4	3-1	4-4	3-1				1989-90 (UM)	2007-08 (UM)
Wagner	1-0	1-0	1-0	1-0				2002-03 (UM)	
Wake Forest	23-18	11-5	21-16	11-5		2-0	0-2	1979-80 (AU)	2007-08 (UM)
Washington College	1-0	1-0				1-0		1980-81 (AU)	
West Chester State	4-0	2-0						1978-79 (AU)	1981-82 (AU)
West Virginia	1-5	1-1	1-3	1-0		0-2		1978-79 (AU)	2003-04 (UM)
Western Carolina	2-0	2-0	2-0	2-0				1998-99 (UM)	2005-06 (UM)
Western Kentucky	0-1	0-0				0-1		1982-83 (BC)	
Western Michigan	3-0	2-0				3-0		1986-87 (OSU)	1988-89 (OSU)
William & Mary	5-0	3-0	1-0	1-0				1978-79 (AU)	2001-02 (UM)
Whittier	1-0	1-0						1981-82 (AU)	
Winthrop	2-0	2-0	2-0	2-0				1999-00 (UM)	2006-07 (UM)
Wisconsin	7-4	4-0	2-3	1-0	4-2	1-0		1985-86 (BC)	2004-05 (UM)
<b>NCAA Tournament: 1-0 ('02 UM, 87-57)</b>									
Wyoming	0-1	0-0				0-1		1981-82 (AU)	
Xavier	1-0	0-0	1-0	0-0				2002-03 (UM)	
<b>NCAA Tournament: 1-0 ('03 UM, 77-64)</b>									
<b>Totals:</b>	<b>Career</b>	<b>at UM</b>	<b>at OSU</b>	<b>at AU</b>					
	604-343	397-215	59-41	72-42					
<b>Totals:</b>	<b>Home</b>	<b>Home</b>	<b>at BC</b>						
	346-94	247-56	76-45						

## Williams In The Community

The Terrapins head coach is an active member of the University of Maryland and greater Baltimore-Washington, D.C., community. Williams is involved in extensive charity, fund-raising and public speaking events throughout the year, particularly in the off-season.

In July of 2004, University President C.D. Mote Jr. appointed Williams to co-chair the scholarship component of Maryland's ongoing \$1 billion Great Expectations campaign. Williams, along with journalist Connie Chung and technology entrepreneur Bruno Pati serve as co-chairs of the scholarship campaign, which is working to raise \$350 million. In addition to a pledge of a half-million dollars of his own for academic scholarships at the university, Williams represents the University at various functions and performs various networking duties to spearhead the fund-raising effort.

During the summer of 2006, Williams participated in Operation Hardwood, a goodwill tour to support the American troops serving in the Middle East. He spent a week touring the Persian Gulf region and coaching basketball teams made up of the best military players.

Williams served as the commencement speaker at the graduation proceedings for the Robert H. Smith School of Business. Williams, a 1968 University graduate with a degree in business, addressed the Class of 2004 at the Comcast Center ceremony.

### Williams' recent charity work has benefited:

Coaches vs. Cancer, Cystic Fibrosis Foundation, Great Expectations Campaign, National Autism Research, National Physical Education Council, Operation Hardwood, The Salvation Army and The Babe Ruth Museum

Williams has been heavily involved in the NABC's Coaches vs. Cancer efforts. The program is a partnership between the National Association of Basketball Coaches and the American Cancer Society. The coaches participating in this program are dedicated to fighting cancer through increased support for research, patient services, and prevention education.

Williams has also worked with Maryland grad Boomer Esiason and others to benefit the Cystic Fibrosis Foundation, hosting charity basketball games and golf events.

In addition, Williams has also served as the honorary chairman for the Walk Far for N.A.A.R., which has raised more than one million dollars for the National Alliance of Autism Research. He has also chaired the Salvation Army's FORE Kids golf tournament in 2003 and 2004, which raises proceeds for Washington, D.C.'s youth.





# CHUCK Driesell

ASSISTANT COACH  
MARYLAND '85  
THIRD SEASON AT MARYLAND

Former Terp shooting guard and Maryland alumnus Chuck Driesell enters his third season on head coach Gary Williams' staff. Driesell, who is respected as a recruiter, has gone head-to-head with schools from the Atlantic Coast Conference, Southeastern Conference and the Big East. He brings 13 years of collegiate coaching experience to the Terps' program where his father, the legendary Charles "Lefty" Driesell, coached from 1969-88.

During his first season on staff in 2006-07, the Terrapins posted a 25-9 record. Maryland went 10-6 in ACC play and advanced to the second round of the NCAA Tournament. An integral part of the coaching staff, Driesell works as the lead recruiting coordinator for the Terps. In addition, he is responsible for advance scouting, player development, and game preparation.

Driesell joined the Maryland staff after serving as head coach at Bishop Ireton High School from 2004 to 2006. During that time he coached current Terrapin Shane

Walker. Prior to his stint at Bishop Ireton, he was an assistant coach and recruiting coordinator at Georgetown University in 2003-04. Driesell spent six seasons (1997-2003) as head coach at Marymount University (Division III) in Arlington, Va., where he guided the Saints to an 88-72 mark. In 1999-2000, he led Marymount to the Capital Athletic Conference Tournament Championship and its first Division III NCAA Tournament appearance. Driesell also served as assistant athletic director at Marymount from 1999-2003.

Before arriving at Marymount, Driesell spent nine seasons as associate head coach at James Madison under his father, where he helped guide the Dukes to unprecedented success. From 1989-94, JMU either won or tied for five consecutive Colonial Athletic Association regular-season championships (the only team in the country to do so at the time). The Dukes captured the 1994 CAA Tournament title and advanced to the NCAA Tournament, where James

Madison lost to eventual national finalist Florida, 64-62. JMU compiled a 159-111 record (85-45 CAA) and made four postseason appearances in nine seasons under the Driesells.

As a four-year letterwinner at Maryland from 1981-85, Driesell was part of four postseason teams under his father's leadership. The Terps won 85 games during his career, while making three NCAA Tournament appearances and capturing the 1984 ACC Championship.

The Silver Spring, Md., native was also an ACC Honor Roll selection three of his four years at Maryland and graduated with a B.S. in business marketing in 1985. Following graduation, Driesell began his coaching career at the United States Naval Prep School, where he amassed a 40-29 record from 1985-88.



## The Driesell File Coaching Experience

1985-88	Head Coach, United States Naval Prep School
1988-97	Assistant Coach, James Madison University
1997-03	Head Coach, Marymount University
2003-04	Assistant Coach, Georgetown University
2004-06	Head Coach, Bishop Ireton High School
2006-present	Assistant Coach, University of Maryland

## Head Coaching Positions

1988-88	Head Coach, United States Naval Prep School
1997-03	Head Coach, Marymount University
2004-06	Head Coach, Bishop Ireton High School

## Assistant Coaching Positions


1988-97	Assistant Coach, James Madison University
2003-04	Assistant Coach, Georgetown University
2006-07	Assistant Coach, Maryland Terrapins NCAA Second Round
2007-08	Assistant Coach, Maryland Terrapins NIT Second Round

## Playing Experience

1981-85	University of Maryland basketball letterwinner
---------	------------------------------------------------

## Personal

Education:	Maryland, bachelor's degree in business marketing
Born:	November 3, 1962



# KEITH Booth

ASSISTANT COACH  
MARYLAND '03  
FIFTH SEASON AT MARYLAND

In his fifth season on Gary Williams' coaching staff, former Terrapin All-American and NBA World Champion Keith Booth is back to the place he called home from 1994-97. A powerful and versatile athlete from his playing days in the past, Booth led the Terrapins to four NCAA Tournaments, including a pair of Sweet Sixteen appearances, and in 1994 began Maryland's streak of 11 consecutive NCAA berths that ran from 1994 to 2004.

Booth assists with the daily operations of the men's basketball program, including recruiting, advance scouting, player development, and game preparation. During his time on staff, the Terrapins have won no fewer than 19 games and posted 25 wins in 2006-07.

In a dominant senior season at Maryland, Booth led the Terps in scoring (19.5 ppg), rebounding (7.9 rpg) and steals (2.0 spg) and is still Maryland's all-time leader in free throws made (576). Booth finished his impressive career at Maryland among the Terps' all-time leaders in scoring (8th, 1,778 points), rebounding (6th, 318 points), steals (5th, 193) and is one of 15 players to have his jersey honored above the Terps' home court at Comcast Center. In October of 2008, Booth was inducted into the University of Maryland Athletics Hall of Fame.

## Charm City Connection

The Baltimore, Md., native's decision to attend the University out of Dunbar High School was considered one of the major recruiting win-falls for Williams and the Terps in the mid-1990s. As a 6-foot-6 guard, Booth was frequently called upon by Williams to guard bigger opponents, and he always rose to occasion.

"Keith Booth was the most important recruit during my years here in terms of getting our basketball program to the national level," said Williams when Booth was introduced as an assistant coach at his alma mater. "Keith always achieved success against larger opponents, and his competitive attitude will carry over to our players."

As a senior at Dunbar, Booth was a Parade and McDonald's All-American selection, he also led his team to the Maryland Class "A" State Championship. Booth was named "Player of the Year" in Baltimore City and the state of Maryland by the *Baltimore Sun*. A year earlier, Booth led his Dunbar squad to a 29-0 record as a junior, helping the team to a No. 1 national ranking by *USA Today*.

It was Booth's decision to attend Maryland that revived the Terps' recruiting pipeline to talent-rich Baltimore. Terrapin star Rodney Elliott followed Booth from the Charm City and enjoyed a successful career as a Terp, and in 1998 another Baltimore native, Juan Dixon, arrived on campus. Dixon, of course, would help continue Maryland's resurgence begun by Booth and teammate Joe Smith, as he eventually became the Terps' all-time scoring leader and keyed Maryland to the 2002 National Championship.

Back at Maryland, Booth assists in all facets of the basketball program. He will work with the athletics department's Academic Support and Career Development to ensure that the team's academic responsibilities are met. He will also assume responsibilities as the co-director of the Gary Williams basketball camp, coordinating the management of the coaches, scheduling of the facilities, housing, meals and guest speakers.

## Proven Champion

After a stellar career at Maryland playing alongside Smith, Elliott, Johnny Rhodes and others, Booth was an AP third team All-America selection as a senior in 1997. Booth left Maryland with a host of accolades including All-ACC honors four times, earning first-team honors as a senior, third team as a junior, and honorable mention designation during his freshman and sophomore seasons.

Booth's teams appeared in two NCAA Sweet Sixteens, finishing his sophomore season as ACC regular season co-champions and ranked No. 10 in the country in the final AP poll. That year (1994-95) the Terps compiled a 26-8 record, including a perfect 16-0 record at Cole Field House. Booth finished his Terrapin career with averages of 14.1 points per game and 7.3 rebounds.

After his playing years at Maryland, Booth was a first round draft pick of the Chicago Bulls in 1997, taken as the 24th selection overall. Booth became the second player in school history to win a NBA Championship when the Michael Jordan-led Bulls won the title in 1998. Booth had his best NBA game on March 30, 1999, as he posted career-highs of 13 points, nine rebounds and six assists against the Philadelphia 76ers.

Following a pair of seasons in the NBA, Booth returned to campus and finished his degree in criminology and criminal justice in 2003. Booth worked at an after school program at his former high school Dunbar, and rediscovered his love of coaching while managing a middle school basketball team in Baltimore.



## **The Booth File** **Coaching Experience**

2004-present Assistant Coach,  
University of Maryland

### **Assistant Coaching Positions**

2004-05 Assistant Coach, Maryland Terrapins  
NIT Semifinals  
2005-06 Assistant Coach, Maryland Terrapins  
NIT Tournament  
2006-07 Assistant Coach, Maryland Terrapins  
NCAA Second Round  
2007-08 Assistant Coach, Maryland Terrapins  
NIT Second Round

### **International Experience**

Five game, 12-day tour of Italy with Maryland basketball team in August of 2004

### **Playing Experience**


1994-97, University of Maryland, basketball letterwinner  
1997-99, Chicago Bulls

### **Playing Honors**

AP third team All-America selection, 1997  
All-ACC first-team selection, 1997  
1998 NBA World Champion

### **Personal**

**Education:** University of Maryland 2003, B.S. in  
Criminology and Criminal Justice  
**Date of Birth:** October 9, 1974



ROBERT EHSAN

# Ehsan

ASSISTANT COACH  
UC DAVIS '05  
FOURTH YEAR AT MARYLAND

Robert Ehsan's fourth season on the University of Maryland men's basketball staff will find him having moved to an assistant coach position, continuing his upward progression with the Terps.

After two seasons as a graduate assistant, Ehsan moved up last year to the spot of assistant recruiting coordinator. This season, his areas of responsibilities include working with the department's compliance office, assisting with scheduling and providing training and practice schedules.

Ehsan is responsible for maintaining the Terrapins' recruiting database and works closely with the Gary Williams summer camps and golf tournament.

"Robert is one of the top young assistants in college basketball," said head coach Gary Williams, regarding the former graduate assistant. "He has been a tremendous asset for our program working with academics, advance scouting, player development and game management."


The Terrapins have been to the postseason in each of the past four years and have a record of 82-50 with Ehsan on staff.

Last season, the Terps made pulled one of the nation's stunning upsets with a victory at No. 1-ranked North Carolina. In 2006-07, the Terps finished 25-9, including a 10-6 mark in league play. Maryland's 25 victories marked the fourth-highest win total in school history and four Terps earned all-conference honors following the season.

Ehsan played four seasons at the University of California, Davis. He started his last two seasons for the Aggies and was the team captain in his senior year. Ehsan finished 23rd in the nation in free-throw percentage as a junior for Davis, which was in a transition period while moving from NCAA Division II to Division I. At Davis, Ehsan received the Gordon S. Baranco Award, symbolizing exceptional leadership, unselfishness, work ethic and commitment toward the team.

He became interested in coaching while assisting with camp staffs at Santa Clara, UC Santa Barbara, UC Davis and Gary Williams Basketball Camp at Maryland. Ehsan also held other positions in finance and marketing during summers. Ehsan led his Bella Vista High School team in scoring during all four seasons and was a three-time all-league pick at the Sacramento-area school.

He earned a bachelor's degree in economics while at UC Davis, making the athletics honor roll from 2002 through 2005. Ehsan completed a master's of business administration from UMUC in April 2008. A native of Sacramento, Calif., he resides in College Park.



## **The Eshan File**

### **Coaching Experience**

2005-present University of Maryland

### **Assistant Coaching Positions**

2005-07 Graduate Assistant, University of Maryland

2007-08 Assistant Recruiting Coordinator, University of Maryland

2008-present Assistant Coach, University of Maryland

### **Playing Experience**

2001-05 UC Davis, letterwinner

### **Personal**

**Education:** UC Davis, bachelor's degree in economics, UMD, master's in business administration

**Born:** May 3, 1982



# TROY Wainwright

DIRECTOR OF BASKETBALL OPERATIONS  
UMUC '04  
13TH YEAR AT MARYLAND

Troy Wainwright, the director of basketball operations, is in his 13th year as a member of Gary Williams' staff. He is an essential part of the success of the team, both on and off the court, and is responsible for the administration of the basketball office.

Wainwright is responsible for all internal operations of the basketball program and serves as a liaison to the athletics department including Deborah Yow, Maryland's director of athletics. He is involved in the day-to-day operations of the team, including budgetary matters, team travel, on-campus housing and dining contracts. In addition, Wainwright is responsible for non-conference scheduling and works with the conference office to coordinate the Terps' ACC schedule.

A native of Berlin, Md., Wainwright has played an integral role in the Terps' success since his arrival. The Terps have appeared in the NCAA Tournament nine times, won the NCAA championship in 2002 and captured the ACC title in 2004. Maryland has averaged over 20 wins during his 12 seasons with the team, despite playing the second-toughest schedule in the nation in 2005, the third most difficult in 2002 and the fifth most arduous in 1995. In 2003, 1999 and 1998 the Terps advanced to the Sweet Sixteen of the NCAA Tournament, and in 1999, Maryland won 28 games and was ranked fifth in the nation. In 2001,

the Terps advanced to the Final Four and were ranked No. 4 in final rankings by USA Today/ESPN, and in 2002 the Maryland basketball family captured its first-ever national championship and finished with a No. 1 ranking.

Among Wainwright's chief responsibilities is the administration of team travel plans. Wainwright coordinates all transportation (air and ground) as well as hotel accommodations. During his tenure, Wainwright has successfully coordinated travel to nine NCAA Tournaments, 12 ACC Tournaments, Hawaii, Puerto Rico and Madison Square Garden, as well as every regular-season game. Wainwright successfully directed the Terrapins up and down the East Coast during the 2002 NCAA championship run, to Nashville and San Antonio as part of Maryland's 2003 Sweet Sixteen campaign, and to Denver for a school-record 11th straight NCAA appearance in 2004.

During the summer of 2004, Wainwright played an integral role in coordinating travel for the Terrapins during a 12-day, five-game tour of Italy.

Wainwright serves as the director of the annual Gary Williams golf tournament that raises money to endow scholarships for the basketball program. The tournament has raised more than \$300,000 during the 12 years since Wainwright's arrival. As tournament director, Wainwright helps solicit sponsorships and participants, and helps with


event management on the day of the event. In addition, he coordinates team and individual player awards and a silent auction.

Wainwright also serves as the co-director of the Gary Williams basketball camp each summer. He helps coordinate virtually every aspect of the camp including housing, meals and camp speakers. The recent Gary Williams camps were the largest in its history, attracting more than 1,200 overnight campers each over a three-week period in each of the last four summers.

Wainwright was a sociology major at the University of Maryland and went on to work as an account manager with the Washington Bullets from 1992-1994. He then served as an advertising account executive at the Washington Times from 1994-96. He completed a degree at University of Maryland, University College in 2004.

Wainwright served as head manager for the basketball team during Williams' first season at Maryland, 1990, and accompanied the Terps as they advanced to the second round of the National Invitation Tournament. He served as an assistant manager for the three years preceding Williams' arrival in College Park. Wainwright completed a master's degree in management from UMUC in May 2008.





## The Wainwright File

### Experience

1996-present University of Maryland  
Director of Basketball Operations

### Operations Positions

1996-97	Maryland	NCAA Southeast Region First Round
1997-98	Maryland	NCAA West Region Semifinals
1998-99	Maryland	NCAA South Region Semifinals
1999-00	Maryland	NCAA Midwest Region Second Round
2000-01	Maryland	NCAA Final Four, West Region Champions
2001-02	Maryland	NCAA Champions
2002-03	Maryland	NCAA South Region Semifinals
2003-04	Maryland	ACC Champions, NCAA Denver Region Second Round
2004-05	Maryland	NIT Semifinals
2005-06	Maryland	NIT Tournament
2006-07	Maryland	NCAA Midwest Region Second Round
2007-08	Maryland	NIT Second Round

### International Experience

Five-game, 12-day tour of Italy with Maryland basketball team in August of 2004

### Previous Experience

• 1986-90, University of Maryland Team Manager

### Personal

**Education:** University of Maryland, University College, 2004, B.S. Social Science  
University of Maryland, University College, 2008, M.S. Marketing

**Date Of Birth:** June 7, 1967

**Family:** Wife Noelle (married August 10, 2002)  
Sons Callum (born June 12, 2003)  
Finnen (born August 29, 2008)

## J.J. Bush

ASSISTANT TO THE ATHLETICS DIRECTOR  
ATHLETICS TRAINER - MEN'S BASKETBALL  
FLORIDA STATE '69  
37TH YEAR AT MARYLAND



J.J. Bush is in his 17th season as the athletic trainer for Gary Williams and the Terrapin men's basketball program. The past 16 years represent his second stint working with the program for the University of Maryland 30-Year Service Award winner, as he was also the team's trainer from 1972-1976.

As the trainer for the basketball team, Bush coordinates the daily medical treatments for all the players and supervises all rehabilitative efforts in case of injury. In the last 16 years, Bush has accompanied the Terrapins to 12 NCAA Tournaments, including seven Sweet Sixteen appearances, two Final Fours and the national championship in 2002.

Bush came to the university in 1972 as an assistant trainer and began working immediately with the men's basketball team. The team won the Atlantic Coast Conference regular season championship in 1975 and averaged 23 wins per season during his first four-year stint.

From 1979 until 1992, Bush served as the head trainer of the Terrapin football team, which claimed four ACC championships and played in nine bowl games during that era. In 1992 he returned to Cole Field House and the basketball team as an assistant to the athletics director.


In addition to his training duties, Bush teaches basic and advanced courses on care and prevention of athletic injuries in Maryland's College of Health and Human Performance, and is a frequent lecturer throughout the Mid-Atlantic region of the United States.

In May 2005, Bush was a member of the inaugural class inducted into the Maryland Athletic Trainers Association Hall of Fame. A founding member of MATA, Bush is credited as the author of the organization's constitution and by-laws.

A native of Fort Lauderdale, Fla., Bush, 61, graduated from Florida State University in 1969. He and his wife Gina have two children, Brandon and Jordan, and reside in University Park, Md.

## Joe Harrington

DIR. OF MEN'S BASKETBALL STUDENT-ATHLETE SERVICES  
MARYLAND '67  
SECOND YEAR AT MARYLAND



Joe Harrington has spent decades developing young basketball talent around the nation. Now he brings that expertise back to where his career began in College Park, Md.

Harrington was a teammate of Gary Williams at Maryland from 1965-67 under Head Coach Bud Milikan, and averaged 8.5 points and 5.5 points in 344 career games as a Terrapin. He was selected by the Boston Celtics in the 1967 draft.

Harrington opted to stay at Maryland after he graduated, serving first as a graduate assistant alongside Williams under freshman coach Tom Davis, and later as an assistant to Coach Lefty Driesell from 1969-1979. His time at Maryland marked one of the most successful decades in Maryland basketball history, as the Terps reached the Elite Eight twice and also captured the NIT Championship in 1972. Four of those teams were ranked in the top 14 in the season's final Associated Press poll, including final rankings of No. 4 in 1974 and No. 5 in 1975. Harrington also helped mentor four All-Americans at College Park, coaching Tom McMillen, Len Elmore, John Lucas and Albert King to basketball greatness.

In 1980, Harrington left College Park to take the reins as head coach at George Mason, where he compiled a 112-85 record in a successful career from 1980-1987. He was named the Colonial Athletic Association Coach of the Year in 1984, when the Patriots compiled a 21-7 record. In eight seasons with Mason, he produced 10 all-conference selections and saw Carlos Yates earn honorable mention All-America honors four straight years.

Following his stint with the Patriots, Harrington took over as head coach of Long Beach State, where he posted a record of 53-36 from 1987-90. Harrington guided the 49ers to the NIT in 1988 and 1990, before leaving to take over at the University of Colorado, where he served as head coach from 1990 to 1996.

There, he ended the school's 22-year postseason drought by earning a bid to the 1991 NIT, where the Buffaloes advanced to the Final Four. In addition to guiding CU to a second NIT appearance in 1995, he coached Donnie Boyce, who became Colorado's all-time leading scorer, as well as NBA All-Star Chauncey Billups. Harrington produced seven all-conference performers at Colorado.

Harrington brings NBA experience to the Terps as well, having worked in the National Basketball Association as an assistant on the Toronto Raptors staff from 1999-2001. In Toronto, he helped coach the franchise to its first playoff appearance and mentored NBA All-Stars Vince Carter and Tracy McGrady, who blossomed into the league's Rookie of the Year under Harrington's watch.



## Paul Ricci

STRENGTH & CONDITIONING COACH  
TEMPLE '93  
FIRST YEAR AT MARYLAND



Paul Ricci has joined the University of Maryland men's basketball staff as its strength and conditioning coach, head coach Gary Williams announced recently.

Ricci comes to the Terrapin basketball staff after nine seasons on the strength and conditioning staff of the Baltimore Ravens. During his time in Baltimore, the Ravens won Super Bowl XXXV, and he worked with 17 NFL Pro-Bowlers, including Jonathan Ogden, Ray Lewis, Jamal Lewis and Terrell Suggs.

In his last season, he served as an assistant on the Ravens defensive staff.

Prior to his time with the Ravens, he served on the strength & conditioning staffs of the San Diego Padres, Arizona Cardinals, Philadelphia Eagles, and Seattle Seahawks.

Ricci was an offensive lineman at Penn State University before he finished his undergraduate career with a bachelor's degree in exercise science and leadership from Temple University in December 1993. He earned a master's at Goucher College in 2005.

He is a Certified Strength & Conditioning Specialist by the National Strength & Conditioning Association, and has been certified by the Collegiate Strength & Conditioning Coaches Association. He is a member of the American College of Sports Medicine and the American Council on Exercise.

## Al Tiffany

BASKETBALL EQUIPMENT MANAGER  
MARYLAND '95  
FOURTH YEAR AT MARYLAND



Al Tiffany is in his fourth season at his alma mater to serve as the equipment manager for the men's basketball team. He is responsible for ordering and issuing game uniforms and practice gear for the Terps, as well as coordinating laundry services for the team at home and on the road.

This season, he has coordinated the Maryland basketball team's transition with its new exclusive apparel provider, Under Armour.

Tiffany came to Maryland from the U.S. Naval Academy, where he served for five years in the athletics department on the equipment staff. A former student basketball manager for four years while at Maryland, Tiffany was the head basketball manager in his senior year. He earned his bachelor's degree in kinesiology from Maryland in 1995.

Tiffany also directs the equipment needs for all teams at Comcast Center, including women's basketball, wrestling, volleyball and softball.

## Matthew Lisiewski

VIDEO DIRECTOR  
FLORIDA '02  
THIRD YEAR AT MARYLAND



Matthew Lisiewski enters his third season as video coordinator for the men's basketball program. Lisiewski is responsible for producing all scouting video, film exchange, and recruiting videos. In addition, he is responsible for post-season tournament tapes, fulfilling media requests for archived footage and assists with the postseason banquet highlight video. Lisiewski also assists with the Gary Williams golf outing and summer basketball camp.

Prior to joining the Terrapins for the 2006-07 season, Lisiewski spent two years as video coordinator and head manager with Southern Methodist University in Dallas, Texas. In addition to his duties with film exchange and scouting video, he served as co-director of the Mustangs' summer camps and handled all equipment needs for the men's basketball program. Lisiewski was responsible for set-up prior to practices and individual workouts. He also coordinated shootarounds for opposing teams during his two years with the Mustangs.

Lisiewski is a 2002 graduate of the University of Florida, where he earned his bachelor's degree in telecommunications. He interned with CNN in Atlanta, Ga., and worked for the Gator Radio Network during his time at Florida. After completing his degree, he spent a year working for Fox SportsNet in Los Angeles. A native of The Woodlands, Texas, Lisiewski has worked summer camps at Clemson, Florida, Georgia Tech, Houston, South Carolina, South Florida, Texas, Texas A&M and UCLA.

## Cleo Long-Thomas

ADMINISTRATIVE ASSISTANT  
TO THE HEAD COACH  
21ST YEAR AT MARYLAND



Cleo Long-Thomas is in her 19th season as the administrative assistant to head coach Gary Williams and her 21st year overall at the University of Maryland. She coordinates the professional schedules of Coach Williams and assists the coaching staff. In addition, she is responsible for the overall administration and the day-to-day managerial duties of the basketball office.

Long-Thomas coordinates Williams' schedule for departmental meetings, out-of-town speaking engagements and appearances. She also coordinates travel arrangements for the entire coaching staff and is responsible for all of the senior day activities at the final home game of each season. In the postseason, Long-Thomas plans and coordinates the Terps' annual honors banquet including all invitations, decorations, seating and banquet room setup. The original administrative coordinator of the Gary Williams Basketball Camp, Long-Thomas still assists with day-to-day camp activities such as application and registration.

Long-Thomas is the proud parent of three children: Tyrone, 40, Jabari, 34, and Raven, 25. Tyrone and his wife Yolanda have given Long-Thomas two grandchildren, T.J., 12, and Jovan, 8.

## Kenny Beaver

ADMINISTRATIVE ASSISTANT  
SECOND YEAR AT MARYLAND



Kenny Beaver enters his second season as Maryland's administrative assistant with the men's basketball program after having served as a team manager the previous four seasons. In his new role with the basketball staff, Beaver will work closely with Cleo Long-Thomas and Troy Wainwright, assisting in the daily operations of the program. Beaver will supervise the team managers, assist with travel plans and hotel accommodations for the team and serve as a liaison with the facilities and operations office.

## Student Office Assistants



Alex Freeman



Kelsey Freeman



Vanessa Walters

## Team Managers



Donald Darang



Jason Davis



Bobby Holt



John O'Brien



Arik Orbach



Kyle Sweeney



Billy Vernon



Justin Zawitoski



Geoff Gilbert  
Massage Therapist

TERRAPIN PROFILES



THIS IS

**MARYLAND**

BASKETBALL

# DAVE NEAL

6-7 • 263 • SENIOR, 3V • FORWARD  
MCLEAN, VA. • BISHOP DENIS J. O'CONNELL

## Gary Williams On Dave Neal:

"Our only senior, we're all hoping Dave can stay healthy. He's been injured most of the time during his career at the university."

### On Neal:

Line senior on this year's team... has played 62 games in his three seasons with the Terrapins... outstanding physical presence whose strength helps solidify the front line... smart player and solid passer whose court sense has made him a contributor in key situations.

### As a Junior (2007-08):

Played in 22 games ... earned the Maryland Basketball Academic Award for the second consecutive season ... made his first career start against North Florida (Nov. 11) and went 3-of-5 from the field for a season-high seven points while pulling down four rebounds ... played a career-high 20 minutes against the Ospreys ... missed nine games due to a separated shoulder ... scored five points off the bench at Duke (Jan. 27) ... scored six points in eight minutes at Charlotte (Jan. 5) ... returned to the Terrapins lineup after his injury and played 13 minutes and pulled down four rebounds against American University (Dec. 22) ... scored four points, grabbed two rebounds, and recorded two steals against Hampton (Nov. 12) ... hit a total of four three-pointers on the season, including three vs. ACC schools: Boston College (Dec. 9), Duke (Jan. 27) and Virginia (March 3) ... grabbed two steals twice, against Hampton and Charlotte.

### As a Sophomore (2006-07):

Played in 27 games during his sophomore season ... average 1.6 points and 1.2 rebounds per contest ... came off the bench and grabbed a rebound against Butler (March 17) ... entered the

game late and knocked down two free throws against Davidson (March 15) ... played in a reserve role against Miami (March 6), NC State (March 3) and Duke (Feb. 26) ... contributed off the bench at Clemson (Feb. 18) ... scored four points and grabbed five rebounds in 14 minutes at NC State (Feb. 14) ... played seven minutes and scored two points against Duke (Feb. 11) ... knocked down a three-pointer against Virginia (Feb. 6) ... scored four points and pulled down two rebounds in eight minutes against Georgia Tech (Jan. 24) ... came off the bench and contributed in wins over Iowa (Jan. 4) and Siena (Dec. 31) ... chipped in two points vs. Mount St. Mary's (Dec. 24) ... scored six points on 3-of-5 shooting in four minutes against Missouri-Kansas City (Dec. 13) ... grabbed two rebounds in four minutes against Furman (Dec. 6) ... played nine minutes off the bench and recorded his first career blocked shot against Winthrop (Nov. 22) ... scored two points in two minutes against Michigan State (Nov. 17) ... scored six points and grabbed four rebounds in 12 minutes against Florida A&M (Nov. 12) ... recorded career highs in points (8) and rebounds (7) against Hampton (Nov. 7).

### As a freshman (2005-06):

Appeared in 13 games during 2005-06 ... averaged 1.0 points and 0.8 rebounds per game ... saw first-half action against North Carolina (Feb. 2) and N.C. State (Feb. 5) ... made his first career appearance in an ACC game against Duke (Jan. 11) and finished with two points, a rebound, and a steal ... scored a personal-best seven points in seven minutes against VMI (Dec. 31) ... went 2-for-2 from the foul line in four minutes against Western Carolina

(Dec. 7) ... recorded two rebounds in a six-minute stretch against Chamblade (Nov. 22) ... scored his first collegiate points and grabbed a rebound in five minutes against Fairleigh Dickinson (Nov. 18) in the season opener.

### At Bishop O'Connell:

Starred at Bishop O'Connell in Arlington, Va., for four years, participating in 116 career victories (29 wins per season) ... averaged 20.2 points per game and 13.3 rebounds as a senior in leading O'Connell to a 31-3 record ... named MVP of the prestigious Alhambra Catholic Invitational Tournament in Cumberland, Md., and the MVP of the Virginia state tournament as a senior ... earned first team All-Met honors from the Washington Post and was a unanimous first team Washington Catholic Athletic Conference (WCAC) all league choice in his final season ... helped squad to the 2004 WCAC championship as a junior ... credited with seven game-winning shots in his career ... high school teammates and classmate of Marcus Ginyard, who he and the Torps will face at North Carolina ... high school coach was Dave Wixman.

### Personal:

David Allen Neal ... born June 5, 1985 ... son of Kathy and David Neal ... has one sister, Mackenzie (21) and a brother, Justin (18) ... member of SAJDO (Students Against Driving Drunk) and the Ambassador program in high school ... favorite pro basketball player is Dirk Nowitzki ... lifelong dream to be a Terrapin ... majoring in criminology and criminal justice.





# ERIC HAYES

6-4 • 185 • JUNIOR, 2V • GUARD  
DUMFRIES, VA. • POTOMAC

## Gary Williams On Eric Hayes:

"As a junior, he'll be expected to be one of our key players this year. We're looking for Eric to play a greater offensive role."

### On Hayes:

Started 30 games in the backcourt as a sophomore and averaged 33 minutes per game... excellent long-range shooter, has hit 30 percent of 3-pointers in his career... equally adept at running the break or executing the half-court offense... son of a coach who understands the game.

### As a Sophomore (2007-08):

Played in 31 games and made 30 starts for the Terrapins ... averaged 12.0 points, 4.5 assists and 3.2 rebounds per game ... finished the season sixth in the ACC in assists per game (4.45) and fourth in assist to turnover ratio (1.83) ... recorded 133 assists, the eighth highest single-season total at Maryland ... knocked down 56 three-point shots, the second-highest total for a sophomore in school history ... earned the team's Outstanding Free Throw Shooter Award after connecting on 65 percent of his attempts ... set a career high with 13 points vs. Morgan State (Dec. 6) ... scored in double figures 16 times, while dishing out five or more assists on 15 occasions ... tied his career high with seven rebounds while adding eight points against Florida State (Feb. 15) ... chipped in 14 points, going 4-for-5 from the floor and 4-for-4 from the foul line, against NC State (Feb. 9) ... scored 14 points and added eight assists at Georgia Tech (Feb. 2) ... recorded nine assists for the second straight game while adding 15 points on 6-of-9 shooting against Virginia (Jan. 31) ... handed out nine assists while recording eight points and five rebounds against Duke (Jan. 27) ... contributed seven points and six assists while tying a career high with four steals at Charlotte (Jan. 5) ... went 6-of-9 from the floor for 12 points while dishing out six assists against Savannah State (Jan. 2) ... tied a career high with seven rebounds against Delaware (Dec. 23) ... scored 16 points while going 8-for-11 from the floor, including 4-of-3 from

beyond the arc against American (Dec. 22) ... scored 13 points while tying a career high with seven rebounds against Boston College (Dec. 9) ... dished out seven assists while adding seven points and five rebounds against VCU (Dec. 2) ... scored 18 points while knocking down four three-pointers and recording a career-high four steals against Illinois (Nov. 21) ... recorded 11 points, seven assists, and four rebounds against Lehigh (Nov. 23) ... scored 10 points, secured a career high seven rebounds and dished out six assists against Missouri (Nov. 20) ... recorded 11 points, going 3-for-4 from beyond the arc, and added three rebounds against Northeastern (Nov. 15) ... tallied 15 points and eight assists against North Florida (Nov. 11).

### As a Freshman (2006-07):

Played in all 34 games and made 11 starts as a freshman ... earned the team's Most Outstanding Free Throw Shooter Award ... dished out 132 assists, the sixth-highest single-season total for a freshman at Maryland ... finished ninth in the Atlantic Coast Conference with 3.83 assists per game ... ranked fourth in the ACC in assist-to-turnover ratio (1.83) ... led the team in assists 10 times ... led the squad in steals on six occasions ... averaged 4.3 points per game ... connected on 39 percent (22-of-56) of his three-pointers ... went 31-of-34 (.912) from the free throw line ... made his first 16 free throws to start the season ... recorded at least five assists 12 times as a freshman ... scored six points and dished out six assists against NC State (March 3) ... recorded five assists and five rebounds in 20 minutes against North Carolina (Feb. 25) ... tied his career high with eight assists against Florida State (Feb. 21) ... scored eight points and dished out six assists at NC State (Feb. 14) ... tied his season high with 12 points at Wake Forest (Feb. 3) ... set his career high with 12 points against Georgia Tech (Jan. 24) ... recorded seven assists, five rebounds

and went 8-of-8 from the free throw line against the Yellow Jackets ... scored eight points and dished out five assists at Virginia (Jan. 22) ... scored five points and grabbed a season-high six rebounds against Siena (Dec. 31) ... dished out six assists at Illinois (Nov. 28) ... scored eight points and handed out six assists vs. High Point (Nov. 24) ... tallied seven points and five assists against St. John's (Nov. 16) ... recorded a season-high eight assists against Vermont (Nov. 8) ... made his collegiate debut with a start against Hampton (Nov. 7).

### At Potomac High School:

Capped a stellar four-year career at Potomac high school with a record of 100-9, including a mark of 73-3 his last three seasons ... played for his father Kendall, and guided the Panthers to an undefeated regular season (22-0) as a senior before losing in the regional semifinals ... team captain and team MVP as a junior and senior ... named 3A First-Team All-State honors and First-Team All-Met honors from the Washington Post ... named First-Team All-Area by the Potomac News ... garnered Blackhawk Christmas Tournament MVP honors ... finished his career with 1,888 points ... scored 20 or more points on 14 occasions ... averaged 21.3 points, as a senior and connected on 71 three-pointers ... connected on 86-percent of his free throws as a senior ... tallied a season-high 40 points against Forest Park ... averaged 13.9 points, 5.0 rebounds, 2.7 steals, and 6.4 assists as a junior, leading the Panthers to a 26-1 record ... named district MVP as a junior ... tallied 12.3 points, 7.6 assists, 2.5 steals, and 3.5 rebounds as a sophomore ... earned Second-Team Cedar Run All-District plaudits as a freshman after averaging 10.5 points and 4.4 assists per game ... earned first-team All-District honors as a freshman in football.



**Personal:**

Eric Kendall Hayes ... born February 26, 1987 ... son of Nan and Kendall Hayes ... has two sisters, Sarah (22) and Hannah (13) ... enjoys movies, music, and sports in his free time ... lists Steve Nash as his favorite athlete ... majoring in family science.



**Hayes' Career Highs**

POINTS	19 vs. Morgan St. (12/6/07)
REBOUNDS	7 (4x) last vs. Florida St. (2/16/08)
FG MADE	7 vs. Morgan St. (12/6/07)
FG ATT.	12 (2x) last vs. Ohio (12/12/07)
3 FG MADE	5 vs. Morgan St. (12/6/07)
3 FG ATT.	8 (4x) last at Wake Forest (2/28/08)
FT MADE	8 vs. Ga. Tech (1/24/07)
FT ATT.	8 vs. Ga. Tech (1/24/07)
ASSISTS	9 (2x) last vs. Virginia (1/30/08)
BLOCKS	2 at Georgia Tech (2/2/08)
STEALS	4 (2x) last at Charlotte (1/5/08)
MINUTES	39 (2x) last vs. Florida St. (2/16/08)

**Hayes 2007-08 Game-By-Game**

OPPONENT	MIN	FG-A	3FG-A	FTA	O-DR	PF	A	TO	BLK	S	TP
NORTH FLORIDA*	31*	5-8	1-3	4-4	0-1-1	0	8	2	1	2	15
HAMPTON*	33*	1-7	1-4	4-4	2-2-4	2	4	4	0	1	7
NORTHEASTERN	38*	3-5	3-4	2-2	0-3-3	3	1	2	0	0	11
vs UCLA*	37*	2-5	1-3	1-2	0-3-3	4	5	2	0	1	8
vs Missouri*	38*	3-11	0-5	4-4	1-6-7	0	6	4	0	1	10
LEHIGH	38*	4-12	3-8	0-2	1-3-4	0	7	3	0	2	11
ILLINOIS*	37*	5-10	4-7	4-4	2-1-3	1	4	2	0	4	18
vs VCU*	34*	1-9	1-4	4-4	2-3-5	3	7	3	0	1	7
MORGAN STATE	35*	7-11	5-7	0-0	0-3-3	1	7	2	0	1	19
BOSTON COLLEGE	35*	6-11	2-7	1-2	0-7-7	2	7	0	0	2	13
OHIO	38*	3-12	2-8	1-2	0-2-2	0	5	1	0	1	9
AMERICAN	37*	6-11	4-8	0-0	1-0-1	0	5	1	0	0	16
DELAWARE	34*	2-6	0-3	0-0	1-6-7	2	3	2	0	1	4
SAVANNAH STATE	24*	6-9	0-2	0-0	0-1-1	0	6	0	1	2	12
at Charlotte	36*	2-5	1-2	2-2	0-0-0	1	6	3	0	4	7
HOLY CROSS	dnp-nr										
at Virginia Tech	dnp-nr										
WAKE FOREST	dnp-nr										
at North Carolina	13	2-4	2-4	2-2	0-1-1	2	1	0	0	0	8
DUKE	35*	2-6	1-3	3-4	0-5-5	2	9	4	1	2	8
VIRGINIA	33*	6-9	3-5	0-0	1-2-3	0	9	1	0	0	15
at Georgia Tech	36*	6-9	2-4	0-1	0-3-3	1	8	3	2	0	14
at Boston College	38*	2-4	1-3	0-0	0-2-2	0	5	3	2	0	5
NC STATE	35*	4-5	2-2	4-4	1-1-2	2	2	1	0	1	14
at Duke	34*	1-7	1-4	0-0	1-4-5	4	0	4	0	0	3
FLORIDA STATE	39*	2-9	2-6	2-2	0-7-7	2	2	3	2	2	8
VIRGINIA TECH	34*	2-8	1-3	2-2	1-2-3	3	3	2	0	1	7
at Miami	37*	5-8	3-5	1-1	0-2-2	1	2	4	0	0	14
at Wake Forest	32*	4-10	3-8	0-0	0-3-3	2	0	6	0	0	11
CLEMSON	35*	3-7	1-4	5-6	1-4-5	0	3	3	0	0	12
at Virginia	22*	1-3	1-3	0-0	1-0-1	0	1	0	0	1	3
vs Boston College	27*	4-6	3-5	0-0	2-0-2	2	1	4	0	0	11
at Minnesota*	31*	1-4	0-2	0-0	1-4-5	1	4	1	0	1	2
at Syracuse*	30*	2-8	2-7	0-0	0-0-0	2	7	3	0	1	8

**Hayes 2006-07 Game-By-Game**

OPPONENT	MIN	FG-A	3FG-A	FTA	O-DR	PF	A	TO	BLK	S	TP
VERMONT	28*	0-3	0-2	0-0	0-2-2	2	8	3	0	1	0
FLORIDA A&M	21*	2-4	2-4	0-0	0-0-0	1	6	3	0	1	6
at St. Johns*	24*	3-4	1-1	0-0	0-1-1	2	5	1	1	2	7
vs Morgan State*	24*	3-1	0-1	0-0	0-0-0	3	3	2	0	1	0
WINTHROP	27*	3-5	1-1	1-1	0-0-0	1	4	1	1	0	8
HIGH POINT	24*	3-4	2-2	0-0	0-0-0	1	6	1	0	2	6
at Illinois	25*	1-1	0-0	2-2	0-2-2	0	6	3	0	0	4
vs Notre Dame*	25*	2-3	1-2	0-0	0-2-2	0	2	4	1	0	5
FORDHAM	21*	1-4	0-1	0-0	1-4-5	0	3	6	1	0	2
at Boston College	28*	2-6	1-2	0-0	1-1-2	2	3	2	0	1	5
UMKC	20	2-5	2-5	0-0	1-0-1	1	3	1	0	0	6
AMERICAN	25	2-2	1-1	0-0	0-1-1	1	4	1	0	0	5
MOUNT ST. MARY'S	20	2-6	0-1	0-0	1-1-2	3	4	5	0	1	4
SIENA	22	3-3	1-1	0-0	1-5-6	2	3	2	0	0	5
IONA	22	3-4	0-1	0-0	0-0-0	3	2	2	0	3	6
MIAMI	19	1-3	1-1	2-2	1-2-3	1	0	1	0	1	5
CLEMSON	27	3-5	1-1	0-0	0-1-1	0	4	3	0	1	7
at Virginia	24	3-8	1-5	1-1	2-3-4	2	5	1	0	0	8
at Virginia Tech	28	2-5	1-3	0-0	0-0-0	0	1	2	0	2	5
GEORGIA TECH	30	2-4	0-2	8-8	3-2-5	2	7	2	0	2	12
at Florida State	20	2-4	2-2	0-0	0-0-0	2	0	3	0	1	8
at Wake Forest	22	3-6	2-4	4-5	0-3-3	1	5	2	0	0	12
VIRGINIA	26	1-5	1-4	0-0	0-1-1	1	4	0	0	0	3
DUKE	23	1-7	0-0	0-0	1-1-2	1	3	1	0	2	2
at NC State	27	2-4	1-1	3-3	1-1-2	0	6	3	0	1	8
at Clemson	24	1-4	0-0	4-6	0-4-4	0	4	2	2	0	6
FLORIDA STATE	30	1-4	0-1	2-2	1-2-4	1	8	1	0	0	4
NORTH CAROLINA	20	0-1	0-0	0-0	0-5-5	1	5	5	1	0	0
at Duke	18	0-1	0-0	2-2	0-0-0	0	3	3	0	0	2
NC STATE	25	3-5	0-2	0-0	0-2-2	1	6	0	0	0	6
vs Miami	21	0-3	0-2	0-0	0-1-1	0	2	0	0	0	0
vs Davidson	18	1-3	0-1	0-0	0-1-1	0	2	4	0	1	2
vs Butler	15	0-1	0-1	0-0	1-0-1	0	2	0	0	0	0

**Hayes' Career Statistics**

Year	G-GS	Min-Avg	FG-A	Pct	3FG-A	Pct	FT-A	Pct	Off-Def	Reb-Avg	PF-FO	Ast	TO	Blk	Stl	Pts-Avg
2006-07	34-11	791-23.3	55-131	.420	22-56	.393	31-34	.912	15-49	64-1.9	35-0	132	72	5	26	163-4.8
2007-08	31-30	1036-33.4	102-239	.427	56-143	.392	46-54	.852	19-81	100-3.2	43-0	138	73	6	34	306-9.9
Career	65-41	1827-28.1	157-370	.424	78-199	.392	77-88	.875	34-130	164-2.5	78-0	270	145	11	60	469-7.2

**Hayes' ACC Statistics**

Year	GP-GS	Min.-Avg.	FG-A	Pct.	3P-A	Pct.	FT-A	Pct.	OR-DR	Reb-Avg.	PF-D	Ast	To	Blk	St	Pts.-Avg
2006-07	16-1	389-24.3	27-72	.375	11-28	.393	28-31	.903	10-27	37-2.3	15-0	62	28	1	13	93-5.8
2007-08	14-13	460-32.9	45-100	.450	25-61	.410	20-24	.833	6-43	49-3.5	21-0	52	34	4	11	135-9.6
Career	30-14	849-28.3	72-172	.419	36-89	.404	48-55	.873	16-70	86-2.9	36-0	114	62	5	24	228-7.6

**Hayes' NCAA Tournament Statistics**

Year	GP-GS	Min.-Avg.	FG-A	Pct.	3P-A	Pct.	FT-A	Pct.	OR-DR	Reb-Avg.	PF-D	Ast	To	Blk	St	Pts.-Avg
2006-07	2-0	34-17.0	1-4	.250	0-2	.000	0-0	.000	1-1	2-1.0	0-0	4	4	0	1	2-1.0



# MARYLAND

2002 NCAA CHAMPIONS  
2004 ACC CHAMPIONS

LANDON

# MILBOURNE

6-7 • 207 • JUNIOR, 2V • FORWARD  
ROSWELL, GA. • OAK HILL ACADEMY

## Gary Williams On Landon Milbourne:

"Landon got a great deal of experience as a starter, starting most of the season last year. Hopefully, that experience will enable him to be one of our team leaders this year."

### On Milbourne:

Versatile swingman who was one of the most improved players in the ACC last year... made 29 starts and averaged 8.2 points per game... athletic wing player who can be effective inside or outside... shot 39 percent from 3-point range... should continue in starting role for Tarps as a junior.

### As A Sophomore (2007-08):

Played in 33 games and made 25 starts as a sophomore ... averaged 8.2 points, 3.5 rebounds and posted 23 blocks and 20 steals on the season ... scored in double figures 14 times ... tallied 12 points on 6-of-9 shooting at Virginia (March 3) ... pulled down seven rebounds which tied his career high and hit a personal best three three-pointers at Miami (Feb. 23) ... recorded a career-high 13 points on the strength of 6-of-9 shooting from the floor against Florida State (Feb. 17) ... scored 11 points and pulled down three rebounds against NC State (Feb. 9) ... made six field goals for 15 points at Georgia Tech (Feb. 2) ... posted 13 points and three assists against Virginia (Jan. 31) ... scored 14 points at North Carolina (Jan. 19) ... tallied 11 points and five rebounds against Wake Forest (Jan. 15) ... connected on 11-of-11 attempts from the foul line and finished with 12 points and a personal-best four blocked shots against Holy Cross (Jan. 3) ... scored 10 points in 13 minutes off the bench against Delaware (Dec. 28) ... recorded 11 points in three consecutive games against Ohio (Dec. 12), Boston College (Dec. 9) and Morgan State (Dec. 6) ... tallied 10

points and added two steals and five rebounds against VCU (Dec. 2) ... posted seven points and two rebounds against Illinois (Nov. 26) ... recorded seven points and six rebounds against Missouri (Nov. 20) ... scored six points, grabbed five boards and blocked two shots against UCLA (Nov. 18) ... secured seven rebounds while adding five points against Northeastern (Nov. 15) ... scored eight points and pulled down four rebounds in his first collegiate start against Hampton (Nov. 12).

### As A Freshman (2006-07):


Played in 16 games as a freshman ... averaged 1.0 points and 0.8 rebounds ... played five minutes at Florida State (Jan. 30) and recorded one point and one rebound ... tallied two points, one assist and one rebound vs. Mount St. Mary's (Dec. 20) ... played four minutes vs. American (Dec. 23) ... scored five points, grabbed three rebounds and recorded one assist against Missouri-Kansas City (Dec. 13) ... saw action at Illinois (Nov. 23) ... played three minutes and grabbed one rebound vs. High Point (Nov. 24) ... recorded one rebound in four minutes against Winthrop (Nov. 20) ... scored a season-high five points in five minutes against St. John's (Nov. 16) ... played seven minutes against Vermont (Nov. 8) ... made his collegiate debut against Hampton (Nov. 7) ... scored two points, grabbed three rebounds, dished out two assists and recorded his first career blocked shot in 16 minutes against the Pirates.

### At Oak Hill Academy:

Played his senior season at Oak Hill Academy and helped the Warriors to a record of 40-1, setting a new school record for single-season wins ... one of five players to average double figures in scoring (10.3 ppg) ... averaged 18.0 minutes per game during his senior campaign ... connected on 56 percent of his shots from the floor, and made 52 percent from beyond the three-point line ... played his junior season at St. Francis (Ga.) High School and served as a team captain ... led the squad to a 28-1 record during his junior campaign ... averaged 23.0 points, 4.0 rebounds, and 4.0 blocked shots as a junior ... named Defensive Player of the Year as a sophomore and a junior ... garnered Athlete of the Year in North Fulton as a junior ... Region 1A First-Team All-State selection as during 2004-05 ... posted 15.0 points, 10.0 rebounds, and 4.0 blocked shots as a sophomore ... a three-year honor roll member in high school.

### Personal:

Landon Roshan Milbourne ... born June 23, 1987 ... son of Keona Milbourne and Andre Foreman ... father Andre was a Division III All-American at Salisbury and played professionally in Europe ... has one sister, Mya Taylor (14) ... lists Tracy McGrady as his favorite player ... enjoys making hip-hop beats in his free time ... majoring in criminology and criminal justice.



### Milbourne's Career Highs

POINTS	18 vs. Florida State (2/16/08)
REBOUNDS	7 (2x) last at Miami (2/23/08)
FG MADE	6 (3x) last at Virginia (3/9/08)
FG ATT.	16 at Miami (2/23/08)
3 FG MADE	3 at Miami (2/23/08)
3 FG ATT.	8 at Miami (2/23/08)
FT MADE	10 vs. Holy Cross (1/8/08)
FT ATT.	11 vs. Holy Cross (1/8/08)
ASSISTS	3 vs. Virginia (1/30/08)
BLOCKS	4 vs. Holy Cross (1/8/08)
STEALS	2 (5x) last vs. Florida State (2/16/08)
MINUTES	35 vs. Boston College (12/9/07)

### Milbourne 2007-08 Game-By-Game

OPPONENT	MIN	FG-A	3FG-A	FT-A	O-D-R	PF	A	TO	B	S	TP
NORTH FLORIDA*		dnp									
HAMPTON*	20*	3-7	0-2	2-2	2-2-4	5	1	2	1	0	8
NORTHEASTERN	33*	2-4	0-0	1-2	3-4-7	2	1	6	1	1	5
vs UCLA*	22*	3-8	0-1	0-0	3-2-5	0	0	2	2	1	6
vs Missouri*	27*	3-8	1-3	0-0	3-3-6	4	1	1	0	0	7
LEHIGH	13*	1-3	0-1	0-0	0-2-2	2	0	1	0	0	2
ILLINOIS	25*	2-5	0-1	3-4	1-1-2	1	0	2	1	1	7
vs VCU*	33*	2-4	0-0	6-6	1-4-5	5	1	1	1	2	10
MORGAN STATE	21*	5-12	0-1	1-3	3-1-4	3	0	1	2	2	11
BOSTON COLLEGE	35*	4-14	0-1	3-4	4-2-6	5	0	0	0	0	11
OHIO	13*	4-7	2-3	1-2	2-2-4	0	0	2	0	0	11
AMERICAN	30*	1-7	0-1	2-2	2-3-5	5	3	2	0	0	4
DELAWARE	13	4-7	0-0	2-2	2-0-2	3	1	1	1	0	10
SAVANNAH STATE	21*	2-6	1-3	0-0	0-2-2	3	0	2	1	1	5
at Charlotte	22*	0-3	0-1	2-3	2-1-3	4	1	2	0	0	2
HOLY CROSS	27*	1-4	0-1	10-11	2-1-3	4	1	1	4	2	12
at Virginia Tech	23*	2-6	1-2	1-1	2-2-4	3	1	1	0	0	6
WAKE FOREST	22*	3-6	2-3	3-5	2-3-5	4	0	1	0	0	11
at North Carolina	32*	4-9	2-3	4-4	0-1-1	3	0	1	2	1	14
DUKE	20*	3-4	1-1	0-0	0-0-0	4	0	3	3	0	7
VIRGINIA	28*	4-8	1-5	4-4	3-1-4	1	3	1	0	0	13
at Georgia Tech	32*	6-9	2-2	2-2	1-2-3	2	2	2	0	0	16
at Boston College	31*	1-2	1-1	0-0	2-2-4	2	2	0	0	1	3
NC STATE	27*	2-6	1-1	4-4	1-2-3	4	1	0	0	0	11
at Duke	33*	3-6	0-1	0-0	0-2-2	3	1	2	1	2	4
FLORIDA STATE	32*	6-9	2-2	4-4	3-0-3	2	0	1	0	2	18
VIRGINIA TECH	35*	3-6	1-2	1-3	1-3-4	5	1	2	0	1	8
at Miami	33*	5-16	3-8	0-0	4-3-7	4	0	3	0	0	13
at Wake Forest	23*	1-2	0-1	0-0	2-4-6	5	1	3	0	1	2
CLEMSON	14	2-6	0-1	0-1	2-1-3	2	0	4	0	0	4
at Virginia	24*	6-9	0-2	0-1	0-2-2	3	0	1	0	0	12
vs Boston College	20*	3-5	0-1	3-4	2-0-2	4	1	1	1	0	9
at Minnesota*	13	1-2	0-0	3-4	1-1-2	1	0	2	0	1	5
at Syracuse*	17	1-4	1-1	0-0	0-1-1	0	1	1	1	1	3

### Milbourne 2006-07 Game-By-Game

OPPONENT	MIN	FG-A	3FG-A	FT-A	O-D-R	PF	A	TO	B	S	TP
HAMPTON*	16	1-2	0-0	0-1	0-3-3	2	2	3	1	0	2
VERMONT*	7	0-0	0-0	1-2	1-0-1	1	0	1	0	0	1
FLORIDA A&M	dnp-rr										
at St. John's*	5	2-3	0-1	1-1	0-1-1	0	0	1	0	0	5
vs Michigan State*											
WINTHROP	4	0-0	0-0	0-0	0-1-1	0	0	2	0	0	0
HIGH POINT	3	0-1	0-0	0-2	0-1-1	0	0	0	0	0	0
at Illinois	2	0-0	0-0	0-0	0-0-0	1	0	0	0	0	0
vs Notre Dame*											
FORDHAM	1	0-0	0-0	0-0	0-0-0	0	0	0	0	0	0
at Boston College											
UMKC	11	1-5	0-2	3-4	2-1-3	1	1	2	0	0	5
AMERICAN	4	0-0	0-0	0-0	0-0-0	0	0	0	0	0	0
MOUNT ST. MARY'S	9	1-2	0-0	0-0	0-1-1	2	1	0	0	0	2
SIENA											
IONA	3	0-0	0-0	0-0	0-0-0	1	0	1	0	0	0
MIAMI											
CLEMSON											
at Virginia											
at Virginia Tech	4	0-0	0-0	0-0	0-0-0	1	0	0	0	0	0
GEORGIA TECH	2	0-0	0-0	0-0	0-0-0	0	0	0	0	0	0
at Florida State	5	0-1	0-0	1-2	0-1-1	0	0	0	0	0	1
at Wake Forest											
VIRGINIA											
DUKE											
at NC State	1	0-0	0-0	0-0	0-0-0	0	0	0	0	0	0
at Clemson											
FLORIDA STATE											
NORTH CAROLINA											
at Duke											
NC STATE	0*	0-0	0-0	0-0	0-0-0	0	0	0	0	0	0
vs Miami											
vs Davidson*											
vs Butler*											



\*Starter ACC Big 10 Challenge \*BB&T Classic \*CBE Classic ACC Tournament \*MasterCard NIT

\*Starter \*ACC Big 10 Challenge \*BB&T Classic \*JK Sports Classic @ACC Tournament \*NCAA Tournament

### Milbourne's Career Statistics

Year	G-GS	Min-Avg	FG-A	Pct	3FG-A	Pct	FT-A	Pct	Off-Def	Reb-Avg	PF-FO	Ast	TO	Blk	Stl	Pts-Avg
2006-07	16-0	77-4.8	5-14	.357	0-3	.000	6-12	.500	3-9	12-0.8	9-0	4	10	1	0	16-1.0
2007-08	33-29	814-24.7	93-214	.435	22-56	.393	62-78	.795	56-60	116-3.5	98-6	24	55	24	21	270-8.2
Career	49-29	891-18.2	98-228	.430	22-59	.373	68-90	.756	59-69	128-2.6	107-6	28	65	25	21	286-5.8

### Milbourne's ACC Statistics

Year	GP-GS	Min.-Avg.	FG-A	Pct.	3P-A	Pct.	FT-A	Pct.	OR-DR	Reb-Avg.	PF-D	Ast	To	Blk	St	Pts.-Avg
2006-07	5-0	12-2.4	0-1	.000	0-0	.000	1-2	.500	0-1	1-0.2	1-0	0	0	0	0	1-0.2
2007-08	16-15	444-27.8	55-118	.466	17-36	.472	26-33	.788	27-30	57-3.6	52-3	12	25	8	9	153-9.6
Career	21-15	456-21.7	55-119	.462	17-36	.472	27-35	.771	27-31	58-2.8	53-3	12	25	8	9	154-7.3

# MARYLAND

2002 NCAA CHAMPIONS  
2004 ACC CHAMPIONS

GREIVIS

# VASQUEZ

6-8 • 2007-08 • SR, 2V • GUARD  
CARACAS, VENEZUELA • MONTROSE CHRISTIAN

## Gary Williams On Greivis Vasquez:

"Greivis is one of the best guards in the ACC. He had a great sophomore season. We're looking forward to his continuing improvement as a junior."

### On Vasquez:

Earned second team All-ACC honors as a sophomore... scored in double figures in 50 of his 80 career games... leadership on court comes from his passion for the game of basketball... participated with the Venezuelan national team at the 2007 FIBA Americas Championships... led the ACC in assists last year... 2008-09 LeFrak Foundation Scholar.

### As a Sophomore (2007-08):

Earned All-ACC Second Team honors... the only Terrapin to start all 34 games in 2007-08... led the team in scoring and was fifth in the ACC with 17.0 points per game as a sophomore... averaged 5.7 rebounds, and accumulating 231 assists... led the ACC in assists with 6.3 per game... ranked 11th in the ACC in assist to turnover ratio (1.55) and 20th in rebounds (5.7)... was second in the ACC in minutes played per contest (37.0) and ninth in made three pointers (1.53) per game... ranked seventh in the league in defensive rebounds (4.76) per contest... posted 231 assists, the second-highest single-season total at Maryland among sophomores... ranks first among sophomores at Maryland with 64 made three pointers... scored in double figures 31 times and led the team in scoring in 18 games... tallied three double-doubles as a sophomore and recorded at least five assists 25 times... scored 16 points and dished out nine assists at Virginia (March 9)... recorded 12 points and eight assists at Wake Forest (Feb. 23)... scored 25 points and added nine rebounds and five assists against Virginia Tech (Feb. 20)... recorded 20 points and

eight assists against Florida State (Feb. 18)... scored 25 points, and dished out seven assists at Duke (2/13)... named ESPN.com Player of the Week on February 11... tied the school record with 15 assists against NC State (Feb. 9) and narrowly missed a triple double as he scored 14 points and collected nine rebounds... scored a game-high 25 points on 8-of-19 shooting against Virginia (Jan. 30)... scored 15 points and added seven assists against Duke (Jan. 27)... recorded his second double-double of the season with 12 points and 11 assists at North Carolina (Jan. 19)... scored a game-high 22 points on 6-for-16 shooting from the floor with eight assists and six rebounds against Wake Forest (Jan. 15)... scored 17 points on 6-of-10 shooting while adding six rebounds and six assists against Holy Cross (Jan. 8)... finished 7-of-14 from the floor and 7-for-10 from the foul line for 24 points and five assists at Charlotte (Jan. 5)... scored in double figures for the sixth-straight game with 19 points and eight assists against Delaware (Dec. 29)... led all players with a career-high 28 points against American (Dec. 22)... recorded his first double-double of the season with 17 points and 11 assists against Morgan State (Dec. 6)... scored 19 points while going 9-for-9 from the free throw line against VCU (Dec. 2)... scored 22 points on 8-of-10 shooting from the field while adding two assists and two steals against Lahigh (Nov. 23)... scored 17 points while adding eight rebounds against Missouri (Nov. 20)... recorded 19 points and four assists and two steals against UCLA (Nov. 19)... scored 21 points in 29 minutes against Hampton (Nov. 12)... named MVP of the O'Reilly Auto Parts CBE Classic-College Park Regional.

### As a Freshman (2006-07):

Played in 34 games and started 21 contests... honorable mention ACC All-Freshman... averaged 9.8 points, 4.6 assists and 3.3 rebounds... earned the team's Most Assists Award... his 157 assists was the third-highest single-season total for a freshman at Maryland... finished sixth in the ACC with 4.52 assists per game... ranked sixth in the league with a 1.71 assist-to-turnover ratio... averaged 5.09 assists after becoming a starter in the 12th game of the season... led the team in assists 14 times and paced the squad in steals on 10 occasions... scored in double figures 12 times... dished out at least five assists 15 times... scored 10 points, grabbed four rebounds and added four assists against Davidson (March 15)... fell just one rebound shy of Maryland's first triple-double since 1967 with 13 points, a career-high 12 assists and nine rebounds at Duke (Feb. 21)... scored 10 points and recorded six assists at North Carolina (Feb. 25)... named ACC Rookie of the Week on February 19 after scoring 15 points at Clemson (Feb. 13) and NC State (Feb. 14)... dished out 11 assists at Clemson... scored a personal-best 18 points against Duke (Feb. 11)... tallied 17 points on the strength of 5-of-9 shooting from beyond the three-point line at Virginia (Jan. 16)... scored 10 points and handed out five assists against Iowa (Jan. 4)... finished with 13 points and six assists against Siena (Dec. 31)... recorded 17 points, three assists and two steals off the bench at Illinois (Nov. 29)... tallied 13 points, seven assists and six rebounds against Florida A&M (Nov. 12)... scored 12 points in his collegiate debut against Hampton (Nov. 7).



# MARYLAND

2002 NCAA CHAMPIONS  
2004 ACC CHAMPIONS

FROM

# BURNNEY

6-9 • 222 • SOPHOMORE, IV • FORWARD  
ATLANTA, GA. • WESTLAKE

## Gary Williams On Jerome Burnney:

"Jerome will get the opportunity to play more with the graduation of Bambale Osby and James Gist. He has to be more aggressive in his new role."

### On Burnney:

Athletic sophomore who will be counted on for production in the frontcourt this season... solid shot-blocker and an aggressive rebounder... will compete for a starting spot on the front line... seven of his 17 appearances came at the end of the season.

### As a Redshirt Freshman (2007-08):

Played in 17 games as a redshirt freshman ... averaged 1.8 points and 1.6 rebounds in 7.4 minutes per game in 2007-08 ... came off the bench and posted four points and four rebounds at Virginia (March 3) ... established season highs with six points, three field goals, two assists, and four blocked shots against Clemson (March 2) ... scored four points and pulled down a season-high five rebounds at Miami (Feb. 23) ... finished with two points and two rebounds in two minutes against Delaware (Dec. 23) ... recorded four points, two field goals and two blocks against Illinois (Nov. 26) ... scored two points and added a rebound and a blocked shot in 13 minutes off the bench against Lehigh (Nov. 23) ... pulled down two rebounds in seven minutes of action against Hampton (Nov. 12) ... came off the bench and had two points and two rebounds in six minutes against North Florida (Nov. 11).

### As a Freshman (2006-07):

Set out the season as a redshirt after suffering an injury during fall practice.

### At Westlake High School:


Earned four letters under head coach Damon Rogers ... finished his career at Westlake High School as the school's all-time leader in blocked shots (570) ... team co-captain his final two years at Westlake ... tallied 15 triple-doubles during his high school career ... averaged 12.0 points, 11.0 rebounds, and 10.0 blocks per game as a senior ... led the Lions to a 32-1 record and a runner-up finish in the state Class 4A Championships ... recorded a school-record 18 blocked shots against Kellen High during his senior campaign ... earned first team all-region honors as a senior ... garnered Second Team Class 4A All-State plaudits from the Atlanta Journal Constitution ... named Second Team Class 4A All-State by the Georgia Sports Writers Association ... selected to the Peach State Holiday Classic All-Star team in 2004 and 2005 ... finished with six points, five rebounds, and five blocks in 15 minutes in the Charm City Challenge All-Star Classic ... helped the Lions post a 27-4 record as a junior ... averaged 14.0 points, 11.0 rebounds, and 6.0 blocks per contest in 2004-05.

### Personal:

Jermine Anthony Burney, Jr. ... born January 11, 1988 ... son of Toni and Jerome Burney ... oldest of three with brothers Joshua (18) and Jonathan (4) ... member of the Men of Westlake in high school ... enjoys video games and drawing in his spare time ... majoring in kinesiology.



# #32




### Burney's Career Highs

POINTS	6 vs. Clemson (3/2/08)
REBOUNDS	5 at Miami (2/23/08)
FG MADE	3 vs. Clemson (3/2/08)
FG ATT.	6 vs. Clemson (3/2/08)
3 FG MADE	0
3 FG ATT.	0
FT MADE	0
FT ATT.	2 (2x) last vs. Lehigh (11/23/07)
ASSISTS	2 vs. Clemson (3/2/08)
BLOCKS	4 vs. Clemson (3/2/08)
STEALS	2 vs. Boston College (3/13/08)
MINUTES	16 vs. Clemson (3/2/08)

### Burney 2007-08 Game-By-Game

OPPONENT	MIN	FG-A	3FG-A	FT-A	O-D-R	PF	A	T	B	S	TP
NORTH FLORIDA*	6	1-3	0-0	0-2	1-1-2	0	0	0	0	0	2
HAMPTON*	7	0-0	0-0	0-2	0-2-2	0	0	0	0	0	0
NORTHEASTERN		dnp-inj									
vs. UCLA*		dnp-inj									
vs. Missouri*		dnp-inj									
LEHIGH	13	1-3	0-0	0-2	1-0*	0	0	0	1	0	2
ILLINOIS	10	2-3	0-0	0-0	1-1-2	0	0	0	2	0	4
vs. VCU*	9	1-2	0-0	0-0-0	0-0-0	2	1	0	0	0	2
MORGAN STATE	4	0-1	0-0	0-0	0-1-1	0	0	0	0	0	0
BOSTON COLLEGE		dnp-cd									
OHIO	3	0-0	0-0	0-0	0-1-1	0	0	0	0	0	0
AMERICAN	1	0-0	0-0	0-0	0-0-0	*	0	0	0	0	0
DELAWARE	2	1-2	0-0	0-0	2-0-2	0	0	0	0	0	2
SAVANNAH STATE	2	0-2	0-0	0-0	0-0-0	0	0	0	0	0	0
at Charlotte		dnp-cd									
HOLY CROSS		dnp-cd									
at Virginia Tech		dnp-cd									
WAKE FOREST		dnp-cd									
at North Carolina		dnp-cd									
DUKE		dnp-cd									
VIRGINIA		dnp-cd									
at Georgia Tech		dnp-cd									
at Boston College		dnp-cd									
NC STATE		dnp-cd									
at Duke		dnp-cd									
FLORIDA STATE		dnp-cd									
VIRGINIA TECH		dnp-cd									
at Miami	12	2-4	0-0	0-0	3-2-5	0	0	0	0	0	4
at Wake Forest	16	1-1	0-0	0-0	2-0-2	2	1	0	2	0	2
CLEMSON	16	3-6	0-0	0-0	0-3-3	2	2	0	4	0	6
at Virginia	13	2-4	0-0	0-0	0-4-4	0	0	1	0	0	4
vs. Boston College	7	0-0	0-0	0-0	0-1-1	0	0	1	0	0	2
at Minnesota*	2	1-1	0-0	0-0	0-1-1	0	0	0	0	0	2
at Syracuse*	2	0-0	0-0	0-0	0-0-0	1	0	0	0	0	0

\*Starter  
 \*ACC Big 10 Challenge \*BB&T Classic \*CBE Classic ACC Tournament  
 \*MasterCard NIT




### Burney's Career Statistics

Year	G-GS	Min-Avg	FG-A	Pct	3FG-A	Pct	FT-A	Pct	Off-Def	Reb-Avg	PF-FO	Ast	TO	Blk	Stl	Pts-Avg
2007-08	17-0	125-7.4	15-32	.469	0-0	.00	0-4	.000	10-17	27-1.6	8-0	4	2	9	2	30-1.8

### Burney's ACC Statistics

Year	GP-GS	Min.-Avg.	FG-A	Pct.	3P-A	Pct.	FT-A	Pct.	OR-DR	Reb-Avg.	PF-D	Ast	To	Blk	St	Pts.-Avg
2007-08	4-0	57-14.3	8-15	.533	0-0	.000	0-0	.000	5-9	14-3.5	4-0	3	1	6	0	16-4.0



**BOWIE**  
6-2 • 190 • SOPHOMORE, IV • GUARD  
GREENBELT, MD. • MONTROSE CHRISTIAN

**Gary Williams On Adrian Bowie:**

"Adrian has worked hard to become a better player in the off-season. We look for a bigger contribution from Adrian this year."

**On Bowie:**

Tremendous athlete who saw expanded role at the end of last season... started both Postseason NIT games at the point... can break down his defender off the dribble and get to the basket... expected to see expanded minutes this season in a deep backcourt.

**As a Freshman (2007-08):**

Played in all 34 games and started the final two games of the season against Minnesota (March 10) and Syracuse (March 20) ... averaged 3.7 points, 1.6 rebounds and 0.9 assists per game as a freshman ... scored in double figures five times and recorded at least three steals on two occasions ... tallied a season-high 15 points in 20 minutes off the bench at Virginia (March 9) ... recorded 12 points and six field goals in 12 minutes against Clemson (March 2) ... played 17 minutes and recorded three assists at North Carolina (Jan. 15) ... scored 10 points and pulled down a season-high eight rebounds against Wake Forest (Jan. 15) ... also recorded three steals in less than a minute to spark a clinching 10-2 run against the Demon Deacons ... scored 12 points on 6-for-8 from the floor and matched his personal best with three assists at Virginia Tech (Jan. 12) ... scored four points and

grabbed five boards in 21 minutes off the bench against Lehigh (Nov. 23) ... recorded six points on 3-of-4 shooting from the field against Missouri (Nov. 20) ... tallied four points, five rebounds, three assists and two steals in 15 minutes off the bench against UCLA (Nov. 19) ... finished with three points, one rebound and one steal in 12 minutes against Northeastern (Nov. 15) ... scored two points and added a pair of rebounds against Hampton (Nov. 12) ... played 25 minutes off the bench against North Florida, finishing 4-of-5 from the floor for 12 points while adding three rebounds, two assists and two steals (Nov. 11).

**At Montrose Christian:**

Ranked the 26th best shooting guard nationally by Scout.com ... ranked among the top-30 shooting guards in the country by Rivals.com ... scored 14 points for the Capital All-Stars in the 2007 Capital Classic at Comcast Center ... named to the 2007 All-Met team by the Washington Post ... a four-year starter for Montrose Christian ... averaged 14.6 points, 5.8 assists, 4.2 rebounds and 2.3 steals per game as a senior ... helped the Mustangs post a 21-3 record and finished the year ranked No. 2 by the Washington Post ... named first-team All-Met as a senior ... averaged 14.7 points and 3.6 assists per game as a junior ... started for Montrose Christian,

which finished the year 20-2 in 2005-06 ... named third-team All-Met by the Washington Post in 2006 ... garnered first team all-tournament honors at the Players Tournament in Orlando ... named to the all-tournament team at the Honolulu Invitational ... played with current Terrapin teammate Greivis Vasquez in high school ... recruited by Florida State, Michigan, NC State, Virginia and Virginia Tech ... high school coach was Stu Vetter.



**Personal:**

Adrian Michael Bowie ... born August 6, 1989 ... son of Marsha and John Bowie ... has an older brother, Damin (19) ... father John works as an equipment manager at Maryland ... enjoys watching movies, bowling, and spending time with his family ... lists Tracy McGrady as his favorite athlete ... enrolled in letters & sciences.





# #22



### Bowie's Career Highs

POINTS	15 at Virginia (3/9/08)
REBOUNDS	8 vs. Wake Forest (1/15/08)
FG MADE	6 (3x) last at Virginia (3/9/08)
FG ATT.	8 (2x) at Virginia (3/9/08)
3 FG MADE	3 at Virginia (3/9/08)
3 FG ATT.	4 at Virginia (3/9/08)
FT MADE	3 (2x) last at Minnesota (3/18/07)
FT ATT.	5 (2x) last vs. Wake Forest (1/15/08)
ASSISTS	3 (3x) last at North Carolina (1/19/08)
BLOCKS	0
STEALS	3 (2x) last vs. Wake Forest (1/15/08)
MINUTES	32 vs. Wake Forest (1/15/08)

### Bowie 2007-08 Game-By-Game

OPPONENT	MIN	FG-A	3FG-A	FT-A	O-D-R	PF	A	TO	B	S	TP
NORTH FLORIDA*	28	4/8	1/2	3/3	3	0	3	1	0	0	12
HAMPTON	12	3/7	0/0	2/2	1/0	1	1	1	0	0	10
NORTH-EASTERN	10	1/1	0/1	1/2	2/0	1	1	1	0	0	4
vs. UCLA*	15	1/4	0/0	2/2	1/4	1	3	2	0	0	4
vs. Missouri*	11	3/4	0/0	0/0	0/0	1	1	0	0	0	6
LEHIGH	21	0/7	0/0	0/0	3/3	1	1	1	0	0	14
ILLINOIS	8	2/3	0/0	0/0	2/4	1	1	0	0	0	0
vs. Iowa	6	1/0	0/0	0/0	2/2	1	0	0	0	0	0
MORGAN STATE	8	2/0	0/0	0/0	0/0	1	1	0	0	0	0
BOSTON COLLEGE	2	0/0	0/0	0/0	0/0	0	0	0	0	0	0
OHIO	4	1/1	0/0	0/0	0/0	1	0	0	0	0	0
AMERICAN	8	0/1	0/1	0/0	2/1	1	0	0	0	0	0
DELAWARE	14	0/7	0/0	0/0	0/0	0	1	0	0	0	0
SALAMANCA STATE	14	3/4	0/0	0/0	3/4	2	1	0	0	0	10
at Charlotte	4	0/1	0/0	0/0	0/0	1	0	0	0	0	0
HOLY CROSS	16	3/8	0/1	0/0	0/1	3	2	3	0	0	14
at Virginia Tech	25	6/9	0/0	0/1	1/0	3	0	0	0	0	14
WAKE FOREST	32	4/7	0/0	2/2	2/3	3	0	0	0	0	10
at North Carolina	12	1/0	0/0	1/0	0/0	1	0	1	0	0	0
DUKE	12	1/1	0/0	0/0	3/4	1	1	0	0	0	0
VIRGINIA	16	0/0	0/0	0/0	0/1	1	1	0	0	0	0
at Georgia Tech	6	0/0	0/0	0/0	0/0	1	0	0	0	0	0
at Boston College	6	0/0	0/0	0/0	0/0	1	0	0	0	0	0
NC STATE	7	0/1	0/0	0/0	0/0	0	1	0	0	0	0
at Duke	3	1/1	0/0	0/0	0/0	1	0	0	0	0	0
FLORIDA STATE	8	1/2	0/0	2/2	1/0	1	1	0	0	0	0
VIRG W/TECH	11	0/0	0/0	0/0	0/0	1	0	1	0	0	0
at Miami	3	0/0	0/0	0/0	0/0	1	0	0	0	0	0
at Wake Forest	16	1/3	1/2	0/0	0/0	2	2	1	0	1	10
CLEMSON	12	6/8	0/0	0/1	0/1	0	0	0	0	1	10
at Virginia	23	6/8	1/4	0/0	2/3	4	1	0	0	1	16
vs. Boston College	13	2/4	0/0	1/2	0/1	0	1	0	0	1	10
at Minnesota*	20	2/6	0/1	3/4	0/3	1	2	2	0	2	2
at Syracuse*	18	0/0	0/0	0/0	1/0	1	0	0	0	1	0

\*Starter; ACC B; 10 Challenge; BB&T Classic; CBE Classic; ACC Tournament  
\*MasterCard NIT



### Bowie's Career Statistics

Year	G-GS	Min-Avg	FG-A	Pct	3FG-A	Pct	FT-A	Pct	Off-Def	Reb-Avg	PF-FO	Ast	TO	Blk	Stl	Pts-Avg
2007-08	34-2	420-12.4	50-86	581	6-12	500	19-36	528	15-41	56-1.6	42-0	31	37	0	26	125-3.7

### Bowie's ACC Statistics

Year	GP-GS	Min-Avg	FG-A	Pct	3P-A	Pct	FT-A	Pct	OR-DR	Reb-Avg	PF-D	Ast	To	Blk	St	Pts-Avg
2007-08	16-0	194-12.1	28-41	683	5-7	714	5-11	455	4-17	21-1.3	21-0	14	13	0	11	66-4.1



# BRAXTON DUPREE

6-8 • 260 • SOPHOMORE, IV • CENTER  
BALTIMORE, MD • CALVERT HALL

## Gary Williams On Braxton Dupree:

"Braxton has lost 15 pounds as he gets ready for this year. He has a great opportunity as a sophomore for extended playing time."

### On Dupree:

Solid post player whose off-season work has made him ready for a potential starting role inside... excellent combination of strength and quickness for his size... plays well with his back to the basket... solid rebounder.

### As a Freshman (2007-08):

Played in 27 games and made eight starts during his freshman campaign ... averaged 2.5 points and 2.2 rebounds per game ... scored in double figures twice on the season, including a personal-best 14 points against Lehigh (Nov. 23) ... came off the bench and scored six points and added five rebounds at Minnesota (March 14) ... played 10 minutes against Holy Cross and recorded five rebounds, one assist and one blocked shot against the Crusaders ... pulled down a season-high six rebounds against Morgan State (Dec. 6) ... earned the start and scored in double figures for the second-straight game with 13 points against Illinois (Nov. 29) ... earned his first career start against Lehigh and responded with 14 points on 5-of-9 shooting and pulled down five rebounds ... scored five points and pulled down four rebounds against Mis-

souri (Nov. 20) ... recorded four points, three rebounds, and a blocked shot in 13 minutes against UCLA (Nov. 19) ... recorded a rebound in seven minutes against Northeastern (Nov. 15) ... played two minutes off the bench against Hampton (Nov. 12) ... played 14 minutes off the bench, recording four rebounds and a block against North Florida (Nov. 11).

### At Calvert Hall:

Ranked as the No. 90 overall prospect and 16th among centers by Scout.com ... ranked the 15th best center in the nation by Rivals.com ... named to the U.S. All-Stars team that took part in the 2007 Capital Classic at Comcast Center ... 2007 All-Met selection by the Baltimore Sun ... first team All-Baltimore County as a senior ... first team All-Maryland Interscholastic Athletic Association (MIAA) ... averaged 21.0 points, 13.1 rebounds, 5.0 blocked shots and 1.29 steals per game during his senior year ... named second-team All-Baltimore County by the Baltimore Sun in 2005-06 as Calvert Hall finished 20-14 ... posted 12.5 points, 8.5 rebounds and 13.5 blocked shots as a junior ... averaged 10.0 points and 8.0 rebounds as a sophomore, helping the Cardinals post

a 23-13 record ... recruited by Clemson, Georgetown, Georgia Tech, NC State, Virginia, and Virginia Tech ... high school coach was Mark Amatucci.

### Personal:

Braxton Clark Dupree ... born April 6, 1989 ... son of Denise and James Dupree ... youngest of four with brothers Jaman (34), Sean (30), and Michael (26) ... a member of the Black Awareness club at Calvert Hall ... Calvert Hall is the same school which produced Terrapin great Juan Dixon ... lists Gilbert Arenas as his favorite athlete ... enrolled in letters & sciences.

# #4



### Dupree's Career Highs

POINTS	14 vs. Lehigh (11/23/07)
REBOUNDS	6 vs. Morgan State (12/6/07)
FG MADE	5 (2x) last vs. Illinois (11/28/07)
FG ATT.	9 vs. Lehigh (11/23/07)
3 FG MADE	0
3 FG ATT.	0
FT MADE	4 (2x) last at Minnesota (3/18/08)
FT ATT.	7 vs. Lehigh (11/23/07)
ASSISTS	1 (2x) last vs. Holy Cross (1/8/08)
BLOCKS	2 vs. Savannah State (1/2/08)
STEALS	0
MINUTES	27 vs. Lehigh (11/23/07)

### Dupree 2007-08 Game-By-Game

OPPONENT	MIN	FG-A	3FG-A	FTA	O-DR	PF	A	T	B	S	TP
NORFOLK STATE	14	0-2	0-0	0-0	0-2	1	0	0	0	0	0
HAWTHORN	1	0-0	0-0	0-0	0-0	0	0	0	0	0	0
NORTH-EASTERN	1	0-0	0-0	0-0	0-0	0	0	0	0	0	0
vs. DUCHE	13	0-0	0-0	0-0	0-0	0	0	0	0	0	0
vs. Missouri	27	0-8	0-0	0-0	0-0	0	0	0	0	0	0
vs. Duquesne	27	0-0	0-0	0-0	0-0	0	0	0	0	0	0
ILLINOIS	18	0-0	0-0	0-0	0-0	0	0	0	0	0	0
vs. Duke	10	0-0	0-0	0-0	0-0	0	0	0	0	0	0
MORGAN STATE	10	0-0	0-0	0-0	0-0	0	0	0	0	0	0
BOSTON COLLEGE	10	0-0	0-0	0-0	0-0	0	0	0	0	0	0
vs. Duke	1	0-0	0-0	0-0	0-0	0	0	0	0	0	0
AMERICAN	16	0-0	0-0	0-0	0-0	0	0	0	0	0	0
DELAWARE	10	0-0	0-0	0-0	0-0	0	0	0	0	0	0
SAVANNAH STATE	10	0-0	0-0	0-0	0-0	0	0	0	0	0	0
at Charlotte	9	0-0	0-0	0-0	0-0	0	0	0	0	0	0
HOLY CROSS	13	0-0	0-0	0-0	0-0	0	0	0	0	0	0
at Virginia Tech	8	0-0	0-0	0-0	0-0	0	0	0	0	0	0
HAWKINS	17	0-0	0-0	0-0	0-0	0	0	0	0	0	0
at North Carolina	7	0-0	0-0	0-0	0-0	0	0	0	0	0	0
DUKE	0	0-0	0-0	0-0	0-0	0	0	0	0	0	0
at Florida	8	0-0	0-0	0-0	0-0	0	0	0	0	0	0
at Georgia Tech	17	0-0	0-0	0-0	0-0	0	0	0	0	0	0
at Boston College	4	0-0	0-0	0-0	0-0	0	0	0	0	0	0
at STATE	8	0-0	0-0	0-0	0-0	0	0	0	0	0	0
at Duke	2	0-0	0-0	0-0	0-0	0	0	0	0	0	0
FLORIDA STATE	0	0-0	0-0	0-0	0-0	0	0	0	0	0	0
at RICHMOND	17	0-0	0-0	0-0	0-0	0	0	0	0	0	0
at Miami	0	0-0	0-0	0-0	0-0	0	0	0	0	0	0
at Wake Forest	0	0-0	0-0	0-0	0-0	0	0	0	0	0	0
CLEMSON	0	0-0	0-0	0-0	0-0	0	0	0	0	0	0
at Virginia	0	0-0	0-0	0-0	0-0	0	0	0	0	0	0
vs. Boston College	0	0-0	0-0	0-0	0-0	0	0	0	0	0	0
at Minnesota	14	0-0	0-0	0-0	0-0	0	0	0	0	0	0
at Syracuse	11	0-0	0-0	0-0	0-0	0	0	0	0	0	0
*Starter ACC Big 10 Challenge BBVA Classic C-Casey Classic ACC Tournament											
*MasterCard N											

### Dupree's Career Statistics

Year	G-GS	Min-Avg	FG-A	Pct	3FG-A	Pct	FT-A	Pct	Off-Def	Reb-Avg	PF-FO	Ast	TO	Blk	Stl	Pts-Avg
2007-08	27-8	27.7-10.3	23-60	.383	0-0	.000	21-34	.618	26-33	59-2.2	31-0	2	22	9	0	6.7-2.5

### Dupree's ACC Statistics

Year	GP-GS	Min.-Avg.	FG-A	Pct.	3P-A	Pct.	FT-A	Pct.	OR-DR	Reb-Avg.	PF-D	Ast	To	Blk	St	Pts.-Avg
2007-08	10-2	59-5.9	1-10	100	0-0	.000	4-6	.667	4-3	7-0.7	5-0	0	4	1	0	6-0.6

DINO

# GREGORY

6-7 • 227 • SOPHOMORE, IV • FORWARD  
BALTIMORE, MD. • MOUNT ST. JOSEPH

## Gary Williams On Dino Gregory:

"Dino is another inside player who will get an opportunity to show what he can do this year after not playing much his freshman year."

### On Gregory:

Played at both small forward and power forward last season, but should see more time at power forward in 2008-09... possesses an advanced repertoire around the basket... has the ability to run the floor and finish in transition.

### As a Freshman (2007-08):

Played in 14 games as a true freshman in 2008-09... averaged 0.9 points and 1.4 rebounds in 6.0 minutes per game... scored two points in eight minutes against Holy Cross (Jan. 6)... came off the bench against Savannah State (Jan. 2) and finished with two points and one rebound in eight minutes... grabbed three rebounds and scored two points in reserve action against Ohio (Dec. 12)... scored two points and blocked two shots in five minutes against Boston College (Dec. 9)... recorded two rebounds in six minutes off the bench against Lehigh (Nov. 23)... went 2-for-2 from the three throw line and added a rebound in four minutes against Missouri (Nov. 21)... secured an offensive rebound in one minute off the bench against UCLA (Nov. 13)... played five minutes off the bench and grabbed a rebound against Hampton (Nov. 12)... recorded five rebounds, two assists, a block and a steal against North Florida (Nov. 11).

### At Mount St. Joseph:

Named among the top-40 power forwards in the nation by *Rivals.com*... scored 12 points and grabbed six rebounds in the Capital Classic at Comcast Center... finished his career at Mount Saint Joseph with a record of 123-19... named the 2007 All-Baltimore City Player of the Year by the *Baltimore Sun*... named to the 2007 All-Mat Boys Basketball Team (*Baltimore Sun*)... earned First Team All-Maryland Interscholastic Athletic Association (MIAA) honors as a junior and senior... named all-city and All-SCL first team following his senior year... averaged 14.4 points, 8.5 rebounds and 2.7 blocked shots as a senior... helped the Gaels post a 25-4 record in 2006-07 and finished the year ranked No. 2 by the *Baltimore Sun*... named team MVP as a senior... posted 13.0 points, 9.0 rebounds and 3.0 blocked shots as a junior as the Gaels finished 38-1 and captured their third consecutive league championship... second-team All-Baltimore City in 2005-06... recruited by Clemson, Florida State, Miami, NC State, Stanford and Virginia Tech... high school coach was Pat Clatchey.



### Personal:

Dino Pascal Gregory... born August 14, 1989... son of Dollfreese and Dino Gregory... has two brothers, Daniel (14) and Craig (22)... also has three sisters, Jasmin (16), Donna (16) and Yelanzia (15)... father played college basketball at Long Beach State... named to the academic honor roll at Mount Saint Joseph... enjoys chess and soccer in his spare time... lists Scottie Pippen as his favorite athlete... enrolled in letters & sciences.



D O G G O B O Y

# #33




### Gregory's Career Highs

POINTS	2 (6x) last vs. Holy Cross (1/8/08)
REBOUNDS	5 vs. North Florida (11/11/07)
FG MADE	1 (5x) last vs. Holy Cross (1/8/08)
FG ATT.	3 (2x) last vs. Boston College (12/9/07)
3 FG MADE	0
3 FG ATT.	0
FT MADE	2 vs. Missouri (11/20/07)
FT ATT.	2 vs. Missouri (11/20/07)
ASSISTS	2 vs. North Florida (11/11/07)
BLOCKS	2 vs. Boston College (12/9/07)
STEALS	1 vs. North Florida (11/11/07)
MINUTES	15 (2x) last vs. Ohio (12/12/07)

### Gregory 2007-08 Game-By-Game

OPPONENT	MIN	FG-A	3FG-A	FTA	O-D-R	PF	A	T	B	S	TP
NORTH FLORIDA*	15	0-3	0-0	0-0	1-4-5	1	2	2	1	1	0
HAMPTON*	5	0-1	0-0	0-0	1-0-1	0	0	0	0	0	0
NORTHEASTERN	6	0-1	0-0	0-0	0-0-0	2	0	1	0	0	0
vs. UCLA*	1	0-1	0-0	0-0	1-0-1	0	0	1	0	0	0
vs. Missouri*	4	0-0	0-0	2-2	0-1-1	3	0	1	0	0	2
LEHIGH	6	0-0	0-0	0-1	0-2-2	2	0	1	0	0	0
ILLINOIS vs. VCU*		dnp-cd									
MORGAN STATE	10	1-3	0-0	0-0	2-2-4	2	0	0	0	0	2
BOSTON COLLEGE	5	1-2	0-0	0-0	0-0-0	1	0	0	2	0	2
OHIO	15	1-2	0-0	0-0	2-1-3	2	0	0	0	0	2
AMERICAN	6	0-1	0-0	0-0	0-0-0	1	0	1	0	0	0
DELAWARE	3	0-0	0-0	0-0	0-1-1	0	0	0	0	0	0
SAVANNAH STATE	6	1-2	0-0	0-0	1-0-1	1	0	0	0	0	2
at Charlotte		dnp-cd									
HOLY CROSS	8	1-1	0-0	0-0	0-0-0	1	0	0	0	0	2
at Virginia Tech		dnp-cd									
WAKE FOREST	2	0-0	0-0	0-0	0-0-0	0	0	0	0	0	0
at North Carolina		dnp-cd									
DUKE		dnp-cd									
VIRGINIA		dnp-cd									
at Georgia Tech		dnp-cd									
at Boston College		dnp-cd									
NC STATE		dnp-cd									
at Duke		dnp-cd									
FLORIDA STATE		dnp-cd									
VIRGINIA TECH		dnp-cd									
at Miami		dnp-cd									
at Wake Forest		dnp-cd									
CLEMSON		dnp-cd									
at Virginia		dnp-cd									
vs. Boston College		dnp-cd									
at Minnesota*		dnp-cd									
at Syracuse*		dnp-cd									

\*Starter ACC Big 10 Challenge \*BB&T Classic \*CBE Classic ACC Tournament  
\*MasterCard NIT




### Gregory's Career Statistics

Year	G-GS	Min-Avg	FG-A	Pct	3FG-A	Pct	FT-A	Pct	Off-Def	Reb-Avg	PF-FO	Ast	TO	Blk	Stl	Pts-Avg
2007-08	14-0	92-6.6	5-17	29.4	0-0	0.00	2-3	66.7	8-11	19-1.4	16-0	2	7	3	1	12-0.9

### Gregory's ACC Statistics

Year	GP-GS	Min-Avg	FG-A	Pct.	3P-A	Pct.	FT-A	Pct.	OR-DR	Reb-Avg.	PF-FO	Ast	TO	Blk	St	Pts.-Avg
2007-08	2-0	7-3.5	1-2	50.0	0-0	.000	0-0	.000	0-0	0-0.0	1-0	0	0	2	0	2-1.0



6-6 • 188 • SOPHOMORE, IV • FORWARD  
COLUMBIA, MD. • OAKLAND MILLS

### Gary Williams On David Pearman:

"David is a solid walk-on who gives us great effort in practice."

### On Pearman:

Played in two games for Terps a year ago... walk-on who can play a couple different positions... uses his length and athleticism on defense to disrupt an opponent.

### As a Freshman (2007-08):

Joined the Terps as a walk-on ... played two minutes against Delaware (Dec. 28) ... played a season-high 3 minutes against Savannah State (1/2).

### At Oakland Mills:


Named the 2007 Oakland Mills High School Athlete of the Year ... earned first team all-county honors in 2007 ... named team captain and earned Most Valuable Player award as a senior ... averaged 15.9 points, 9.0 rebounds, 2.1 blocks and 2.2 assists per game as a senior ... helped the Scorpions finish the year 16-7 in 2006-07 ... second team all-county in basketball following his junior season ... averaged 13.0 points and 4.1 rebounds as a junior ... helped the Scorpions record a 16-7 record in 2005-06 ... also lettered in football as a senior ... recorded 25 receptions for 240 yards in 2006 ... recruited by Elmhurst State, Manhattan, Rhode Island and Wagner... high school coach was Jon Browne.

### Personal:

David Martin Pearman ... born June 23, 1988 ... son of Christine and Donald Pearman ... father played college basketball at St. Lawrence (N.Y.) ... has two brothers, Derek (18) and Jared (16) ... a member of the Alpha Achievers at Oakland Mills High School ... dreamed of playing at Maryland since childhood ... enjoys music, cooking and playing sports in his spare time ... lists Michael Jordan as his favorite athlete ... enrolled in letters & sciences.



# #23



### Pearman 2007-08 Game-By-Game

OPPONENT	MIN	FG-A	3FG-A	FT-A	O-D-R	PF	A	T	B	S	TP
NORTH FLORIDA*				dnp-cd							
HAMPTON*				dnp-cd							
NORTHEASTERN				dnp-cd							
vs. UCLA*				dnp-cd							
vs. Missouri*				dnp-cd							
LEHIGH				dnp-cd							
ILLINOIS				dnp-cd							
vs. VCU*				dnp-cd							
MORGAN STATE				dnp-cd							
BOSTON COLLEGE				dnp-cd							
OHIO				dnp-cd							
AMERICAN				dnp-cd							
DELAWARE	2	0-0		0-0	0-0-0	1	0	0	0	0	0
SAVANNAH STATE	3	0-0		0-0	0-0-0	0	0	0	0	0	0
at Charlotte				dnp-cd							
HOLY CROSS				dnp-cd							
at Virginia Tech				dnp-cd							
WAKE FOREST				dnp-cd							
at North Carolina				dnp-cd							
DUKE				dnp-cd							
VIRGINIA				dnp-cd							
at Georgia Tech				dnp-cd							
at Boston College				dnp-cd							
NC STATE				dnp-cd							
at Duke				dnp-cd							
FLORIDA STATE				dnp-cd							
VIRGINIA TECH				dnp-cd							
at Miami				dnp-cd							
at Wake Forest				dnp-cd							
CLEMSON				dnp-cd							
at Virginia				dnp-cd							
vs. Boston College				dnp-cd							
at Minnesota*				dnp-cd							
at Syracuse*				dnp-cd							

\*Starter ACC Big 10 Challenge \*BB&T Classic \*CBE Classic ACC Tournament  
\*MasterCard NIT

### Pearman's Career Statistics

Year	G-GS	Min-Avg	FG-A	Pct	3FG-A	Pct	FT-A	Pct	Off-Def	Reb-Avg	PF-FO	Ast	TO	Blk	Stl	Pts-Avg
2007-08	2-0	5-2.5	0-0	.000	0-0	.000	0-0	.000	0-0	0-0.0	1-0	0	0	0	0	0-0.0

CLIFF

# TUCKER

6-6 • 190 • SOPHOMORE, IV • GUARD/FWD  
EL PASO, TEXAS • CHAPIN

## Gary Williams On Cliff Tucker:

"This will be a big year for Cliff to see how dedicated he is toward becoming a good college basketball player."

### On Tucker:

Athletic wing player who appeared in 32 games as a freshman ... solid shooter who hit 49 percent from the floor ... another swingman who gives Terrapins a number of potential combinations on the floor both offensively and defensively ... great "filler" player who earns rebounds, assists and steals ... two-sport star who also played football in high school.

### As a Freshman (2007-08):

Played in 32 games and made six starts as a freshman ... averaged 4.1 points, 2.3 rebounds and 15.9 minutes per game ... accumulated 43 assists, 11 blocks, and 21 steals on the season ... scored seven points and pulled down three rebounds in 14 minutes at Syracuse ... came off the bench and scored eight points of 4-of-7 shooting from the field against Boston College in the ACC Tournament ... grabbed five rebounds and added a blocked shot and a steal at Duke (Feb. 13) ... scored seven points in nine minutes of action at Georgia Tech (Feb. 2) ... dished out a season-high six assists at Virginia Tech (Jan. 12) ... finished with a season-high 10 points and added four assists and four steals in

30 minutes against Holy Cross (Jan. 8) ... went 3-for-4 from the free throw line and came up with four steals against Savannah State (Jan. 2) ... recorded eight points and five rebounds in 16 minutes of action off the bench against Boston College (Dec. 9) ... scored seven points and added four rebounds and two assists against VCU (Dec. 2) ... scored nine points and grabbed five rebounds against Illinois (Nov. 23) ... grabbed a defensive rebound in eight minutes against UCLA (Nov. 19) ... finished with three points and two assists in nine minutes against Northeastern (Nov. 15) ... scored six points on 2-of-3 shooting from the floor in 15 minutes against Hampton (Nov. 12) ... earned his first career start against North Florida (Nov. 11) and recorded eight points, seven rebounds, and a pair of assists.

### At Chapin High School:

Ranked the No. 39 prospect in the nation and No. 6 in the state of Texas by Rivals.com ... participated in the 2007 Capital Classic at Comcast Center ... named the 2006-07 El Paso Times Boys Basketball Co-MVP ... a four-time all-district and all-city selection ... two-time first team all-region and all-state selection ...

named the 2006-07 Athlete of the Year in Division 1-4A in Texas ... McDonald's All-American nominee ... named the 2006-07 All-Athletic Boy at Chapin High School ... averaged 21.4 points, 10.1 rebounds, 4.5 assists, 4.4 steals and 2.8 blocked shots per game as a senior ... helped the Huskies post a 20-11 record during 2006-07 ... posted 19.9 points, 11.1 rebounds and 4.5 steals per game as a junior ... standout performer as a wide receiver on the gridiron ... was named the 2007 El Paso Gridiron Player of the Year ... hauled in 339 receiving yards and 19 TDs as a senior ... two-time team captain of the football team ... recruited by Clemson, Georgetown, Texas Tech, UTEP, and UC-Irvine ... high school coach was Tom Shukit.

### Personal:


Clifton Lyonnell Tucker, Jr. ... born January 12, 1989 ... son of Regine and Clifton Tucker ... enjoys video games and watching movies in his free time ... lists Juan Dixon as his favorite athlete ... enrolled in letters & sciences.





CLIFF HUCKER

# #24



### Tucker's Career Highs

POINTS	10 vs. Holy Cross (1/8/08)
REBOUNDS	7 vs. North Florida (11/11/07)
FG MADE	5 vs. Holy Cross (1/8/08)
FG ATT.	9 vs. Holy Cross (1/8/08)
3 FG MADE	2 vs. Boston College (12/9/07)
3 FG ATT.	3 (2x) last vs. Holy Cross (1/8/08)
FT MADE	3 vs. Savannah State (1/2/08)
FT ATT.	4 vs. Savannah State (1/2/08)
ASSISTS	6 at Virginia Tech (1/12/08)
BLOCKS	2 (2x) last vs. Delaware (12/28/07)
STEALS	4 (2x) last vs. Holy Cross (1/8/08)
MINUTES	32 at Virginia Tech (1/12/08)

### Tucker 2007-08 Game-By-Game

OPPONENT	MIN	FG-A	3FG-A	FT-A	O-D-R	PF	A	T	B	S	TP
NORTH FLORIDA*	28*	3-4	1-1	1-3	3-4-7	3	2	0	1	0	8
HAMPTON*	15	2-3	1-1	1-2	0-0-0	1	0	0	0	0	6
NORTHEASTERN	9	1-1	0-1	1-2	0-0-0	1	2	2	0	0	3
vs UCLA*	8	0-0	0-0	0-0	0-1-1	0	0	0	0	0	0
vs Missouri*	4	0-0	0-0	0-0	0-0-0	0	0	0	0	1	0
LEHIGH	12	2-2	0-0	0-0	0-1-1	2	2	1	0	0	4
ILLINOIS	12	4-6	1-1	0-0	0-5-5	0	0	1	0	0	9
vs VCU*	14	3-4	1-1	0-0	2-2-4	1	2	4	0	0	7
MORGAN STATE	16	1-3	1-1	0-0	0-4-4	1	0	2	1	0	3
BOSTON COLLEGE	16	3-7	2-3	0-0	4-1-5	2	2	0	1	1	8
OHIO	26	2-6	0-1	0-1	2-1-3	0	3	0	0	1	4
AMERICAN	16	0-2	0-2	1-2	1-1-2	0	0	0	2	2	1
DELAWARE	20*	1-5	0-2	0-0	1-0-1	1	0	0	2	0	2
SAVANNAH STATE	23	2-4	0-0	3-4	0-1-1	2	2	2	0	4	7
at Charlotte	20	1-3	0-2	0-0	1-2-3	2	3	0	0	0	2
HOLY CROSS	30*	5-9	0-3	0-2	3-2-4	0	4	0	1	4	10
at Virginia Tech	32*	1-3	0-1	0-0	0-1-1	2	6	1	0	3	2
WAKE FOREST	19*	1-5	0-2	0-0	0-1-1	0	1	1	0	0	2
at North Carolina	20*	4-7	0-1	0-0	0-2-2	1	1	0	1	1	8
DUKE	18	2-3	0-0	0-0	2-1-3	1	3	2	0	0	4
VIRGINIA	4	0-2	0-1	0-0	0-0-0	0	0	0	0	0	0
at Georgia Tech	9	3-3	0-0	1-2	0-0-0	0	0	1	0	2	7
at Boston College	10	1-4	0-0	0-0	0-1-1	1	1	0	0	0	2
NC STATE	13	2-2	1-1	0-0	1-1-2	1	0	1	0	0	5
at Duke	13	1-2	0-0	0-0	1-4-5	0	0	2	1	1	2
FLORIDA STATE	dnp-illness										
VIRGINIA TECH	dnp-cd										
at Miami	8	0-1	0-0	0-0	0-1-1	0	1	0	0	0	0
at Wake Forest	10	0-1	0-0	1-2	1-4-5	2	0	0	0	0	1
CLEMSON	12	0-1	0-0	0-2	1-2-3	2	1	2	0	1	0
at Virginia	17	1-3	0-1	1-2	0-1-1	1	4	1	0	0	3
vs Boston College*	21	4-7	0-0	0-0	1-0-1	1	1	0	0	0	8
at Minnesota*	17	2-4	0-0	1-2	2-2-4	2	2	1	0	1	5
at Syracuse*	14	3-5	0-1	1-4	2-1-3	0	1	1	0	0	7

\*Slater ACC/Big 10 Challenge BB&T Classic CBE Classic ACC Tournament MasterCard NIT




### Tucker's Career Statistics

Year	G-GS	Min-Avg	FG-A	Pct	3FG-A	Pct	FT-A	Pct	Off-Def	Reb-Avg	PF-FO	Ast	TO	Blk	Stl	Pts-Avg
2007-08	32-6	506-15.8	55-112	.491	8-26	.308	12-30	.400	27-47	74-2.3	30-0	44	25	11	21	130-4.1

### Tucker's ACC Statistics

Year	GP-GS	Min-Avg.	FG-A	Pct.	3P-A	Pct.	FT-A	Pct.	OR-DR	Reb-Avg.	PF-D	Ast	To	Blk	St	Pts.-Avg
2007-08	14-3	201-14.4	19-44	.432	3-10	.300	3-8	.375	10-20	30-2.1	13-0	20	11	3	9	44-3.1



# SEAN MOSLEY

6-4 • 210 • FRESHMAN, HS • GUARD  
BALTIMORE, MD. • ST. FRANCES ACADEMY

## Gary Williams On Shane Mosley:

"Sean was the Player of the Year in Baltimore. He has a great opportunity to be an immediate contributor as a freshman to our basketball program."

## On Mosley:

One of the top freshmen to arrive in College Park in some time... at 6-foot-4, has good size for a guard and can beat a defense in a number of ways... outstanding scorer and ball-handler whose experience and maturity level belies his youth.

## At St. Frances Academy:

Ranked the No. 62 player in the nation and the 11th-best shooting guard by Rivals.com... ranked the No. 8 shooting guard in the nation by Scout.com... named Player of the Year by the Baltimore Sun... one of two players in Maryland high-school history to be named All-Met for four years... named the 2008 Gatorade Player of the Year in Maryland... finished his career as the second-leading scorer in Maryland high school basketball with 2,333 points... a four-year starter for the Panthers... averaged 24.2 points, 7.5 rebounds, 3.3 assists and 2.1 steals per game as a senior, helping his team post a 24-10 record en route to the Baltimore Catholic League championship... shot 55 percent from the field and 94 percent from the free throw line as a senior... BCL Tournament MVP as a senior... named to the All-Tournament team of the 2003 Capital Classic after posting 18 points, six assists and four rebounds... had 15 points, five rebounds and six assists in the 2008 Charm City Classic, earning All-Tournament status... as a junior, averaged 23.5 points, 9.8 rebounds, 5.9 assists and 3.9 steals per game... All-BCL selection as a junior... posted 13.5 points and 6.0 rebounds per game as a sophomore... chose Maryland over Clemson, Florida State and Syracuse... born 3/14/89 in Baltimore... coached by William Wells.

## Personal:

Sean Taron Mosley... born March 14, 1989 in Baltimore... son of Tara and Richard Mosley Sr... worked on his speed and shooting in the off-season... pretended to be Michael Jordan playing sports as a kid... would cast Chris Rock in the lead role in a movie about his life... enrolled in letters and sciences...



# STEVE GOINS

6-10 • 250 • FRESHMAN, HS • CENTER  
CHICAGO, ILL. • CURIE METROPOLITAN

### Gary Williams On Steve Goins:

"Steve is 6-foot-9 and 260 pounds and doesn't have much experience, but he is talented. The amount he'll play will be determined by his conditioning. It's a big step up for Steve to get to a college level conditioning-wise."

### On Goins:

Listed by many recruiting websites as the top "sleeper" prospect out of the Chicago metro area... has good size at 6-foot-10, 250 pounds, but can step out and shoot... began to realize his potential during his senior season in high school.


### At Curie Metropolitan:

Ranked the No. 27 center in the nation by Scout.com after blossoming as a senior... rated a three-star prospect by the recruiting web site... averaged 14 points, 11.5 rebounds and four blocks as a senior on a team that had balanced scoring... had two games in which he was a block shy of posting a triple-double... tabbed as a "late bloomer" and a "sleeper" by coaches in the Chicago metropolitan area, blossomed after transferring from Leo HS to Curie... good low-block scorer, but can also be a spot-up shooter... chose Maryland over South Florida... high school coach Mike Oliver says his best basketball is ahead of him.

### Personal:


Steve C. Goins... born July 29, 1990 in Chicago... parents are Tracy Reed-Goins and Steve Goins... enjoys listening to music before each game... lists Carmelo Anthony as his sports hero... enjoys drawing and is considering a career in drawing or computer graphics after basketball... enrolled in letters and sciences

## Radio/TV Chart



**Landon Milbourne**

F • 6-7 • 207 • Jr.-2V  
Roswell, Ga  
Oak Hill Academy




**Braxton Dupree**

C • 6-8 • 260 • So.-1V  
Baltimore, Md  
Calvert Hall




**Eric Hayes**

G • 6-4 • 184 • Guard • Jr.-2V  
Woodbridge, Va  
Potomac




**Sean Mosley**

G • 6-4 • 210 • Fr.-HS  
Baltimore, Md  
St. Frances Academy



**Greivis Vasquez**

G • 6-6 • 190 • Jr.-2V  
Caracas, Venezuela  
Montrose Christian




**Adrian Bowie**

G • 6-2 • 190 • So.-1V  
Greenbelt, Md  
Montrose Christian



**David Pearman**

G/F • 6-6 • 188 • So.-1V  
Columbia, Md.  
Oakland Mills




**Cliff Tucker**

G/F • 6-6 • 190 • So.-1V  
El Paso, Texas  
Chapin




**Steve Goins**

C • 6-10 • 260 • Fr.-HS  
Chicago, Ill.  
Curie HS



**Jerome Burney**

F • 6-9 • 222 • So.-1V  
Atlanta, Ga  
Westlake



**Dino Gregory**

F • 6-7 • 227 • So.-1V  
Baltimore, Md  
Mount St. Joseph



**Dave Neal**

F • 6-7 • 263 • Sr.-3V  
McLean, Va  
Bishop O'Connell



**Gary Williams**

Head Coach  
20th Year at Maryland  
Maryland '68




**Chuck Driesell**

Assistant Coach  
3rd Year at Maryland  
Maryland '85



**Keith Booth**

Assistant Coach  
5th Year at Maryland  
Maryland '03



**Robert Ehsan**

Assistant Coach  
4th Year at Maryland  
UC Davis '05



**Troy Wainwright**

Director of Basketball Operations  
13th Year at Maryland  
UMUC '04

THE ACC & '08-09 OPPONENTS



THIS IS

# MARYLAND

BASKETBALL

## About the ACC

### The Tradition



John Swofford,  
ACC Commissioner

Consistency. It is the mark of true excellence in any endeavor. However, in today's intercollegiate athletics, competition has become so balanced and so competitive that it is virtually impossible to maintain a high level of consistency.

Yet the Atlantic Coast Conference has defied the odds. Now in its 56th year of competition, the ACC has long enjoyed the reputation as one of the strongest and most competitive intercollegiate conferences in the nation. And that is not mere conjecture, the numbers support it.

Since the league's inception in 1953, ACC schools have captured 109 national championships, including 57 in women's competition and 52 in men's. In addition, NCAA individual titles have gone to ACC student-athletes 145 times in men's competition and 92 times in women's action.

If success is best measured in terms of wins and losses, then the ACC is unrivaled in NCAA annals. With North Carolina's victory over Illinois in the 2005 NCAA title game, ACC teams have captured 10 NCAA basketball championships, including six over the last 18 years.

No conference has posted a better NCAA Tournament record than the ACC since the NCAA's inaugural tournament in 1939. With an impressive 85-43 mark over the past 10 years, ACC teams have posted an NCAA Tournament-best mark of 329-164 for a sterling .667 winning percentage against the nation's toughest competition.

In the 24 years of the current 64-team field, the ACC has produced 22 Final Four teams, an average of almost one per year and five more than any other conference.

Since the 1985 NCAA Tournament when the field was expanded to 64 teams, ACC teams have been even more impressive compiling a 233-115 (.670) NCAA record, including 63 "Sweet 16" appearances and 22 Final Four berths - all NCAA Tournament bests. Since 1985, 63 of the 120 ACC teams receiving NCAA berths have won at least two NCAA Tournament games.

Following their title run in 2005, North Carolina's Tar Heels lead all ACC schools with four NCAA basketball championships to their credit. Duke has claimed three national titles, NC State two and Maryland one. The Tar Heels have captured NCAA titles in 1957, 1982, 1993 and 2005 while the Blue Devils won their third title in 2001, following back-to-back championships in 1991 and 1992. The Wolfpack walked away with the coveted crown in 1974 and 1983 while the Terps claimed the 2002 national title.

The ACC has 10 or more NCAA Tournament wins in four of the last eight years and 13 times overall and the league has not posted a losing record in NCAA Tournament play since 1987. The conference's 19-year non-losing streak in NCAA Tournament play is tops among all conferences.

Since 1981, the ACC has produced 37 consensus All-Americans - 17 more than any other conference and has accounted for 25 percent of the nation's consensus All-Americans (37-of-146).

Seven of the last 12 and nine of the last 16 consensus National Players of the Year have come from the ACC. Since 1975, the ACC has had 16 consensus national players of the year - 13 more than any other conference. Nine of the ACC's 16 National Players of the Year were unanimous selections.

A year ago the ACC led all conferences with 53 players on NBA rosters. In addition, over the past three years 33 ACC players have made their NBA debuts, including 15 in 2006, eight in 2007 and 10 last years.

This past June the ACC had four players selected in the annual NBA draft. The ACC has had the most, or tied for the most, first round draft picks in four of the past seven years and in 10 of the last 16. Since 1986, the ACC has had 89 first round selections (17 more than any other conference) and has had at least one first round selection in 20 consecutive NBA drafts.

In 2007, the ACC became the first conference in NCAA history to have 10 teams finish the season with 20 or more wins. In addition, 10 ACC teams took part in post-season play, including an ACC record seven NCAA Tournament teams.

For the first time in league history, the ACC surpassed the 2.4 million mark in attendance in 2006-07. The 12 league schools totaled 2,435,441 over 213 regular season games and six ACC Tournament sessions.

# ACC

ATLANTIC COAST CONFERENCE

Phone	336-851-6062
Media Relations Fax	336-854-8797
	336-547-6261
Administrative Fax	336-316-6097
E-Mail	mfinn@theacc.org
Web Address	theacc.com

Atlantic Coast Conference  
4512 Weybridge Lane  
Greensboro, NC 27407

#### ACC Media Relations Staff

Mike Finn	Associate Commissioner
Brian Morrison	Associate Commissioner
Lindsey Rogers	Associate Director
Steve Phillips	Assistant Director
Barb Dary	Administrative Assistant

For the third consecutive year, the ACC surpassed the 2.2 million mark in basketball attendance in 2008, with the 12 league teams totaling 2,355,822 over 203 regular-season games and six tournament sessions.

The stature of ACC basketball is no where more clearly defined than by the league's regional and national television exposure. A record-setting 285 television appearances involving ACC teams, highlight the 2007-08 basketball schedule, including 162 appearances on national television networks.

## The Championships

The conference will conduct championship competition in 25 sports during the 2008-09 academic year - 12 for men and 13 for women.

The first ACC championship was held in swimming on February 25, 1954. The conference did not conduct championships in cross country, wrestling or tennis during the first year.

The 12 sports for men include football, cross country, soccer, basketball, swimming, indoor and outdoor track, wrestling, baseball, tennis, golf and lacrosse. Fencing, which was started in 1971, was discontinued in 1981.

Championships for women are currently conducted in cross country, volleyball, field hockey, soccer, basketball, swimming, indoor and outdoor track, tennis, golf, lacrosse, softball and rowing.

## A History

The Atlantic Coast Conference was founded on May 8, 1953, at the Sedgefield Inn near Greensboro, N.C., with seven charter members - Clemson, Duke, Maryland, North Carolina, North Carolina State, South Carolina and Wake Forest - drawing up the conference by-laws.

The withdrawal of seven schools from the Southern Conference came early on the morning of May 8, 1953, during the Southern Conference's annual spring meeting. On June 14, 1953, the seven members met in Raleigh, N.C., where a set of bylaws was adopted and the name became officially the Atlantic Coast Conference.

Suggestions from fans for the name of the new conference appeared in the region's newspapers prior to the meeting in Raleigh. Some of the names suggested were: Dixie, Mid South, Mid Atlantic, East Coast, Seaboard, Colonial, Tobacco, Blue-Gray, Piedmont, Southern Seven and the Shoreline.

Duke's Eddie Cameron recommended that the name of the conference be the Atlantic Coast Conference, and the motion was passed unanimously. The meeting concluded with each member institution assessed \$200.00 to pay for conference expenses.

On December 4, 1953, conference officials met again at Sedgefield and officially admitted the University of Virginia as the league's eighth member. The first, and only, withdrawal of a school from the ACC came on June 30, 1971, when the University of South Carolina tendered its resignation.

The ACC operated with seven members until April 3, 1978, when the Georgia Institute of Technology was admitted. The Atlanta school had withdrawn from the Southeastern Conference in January of 1964.

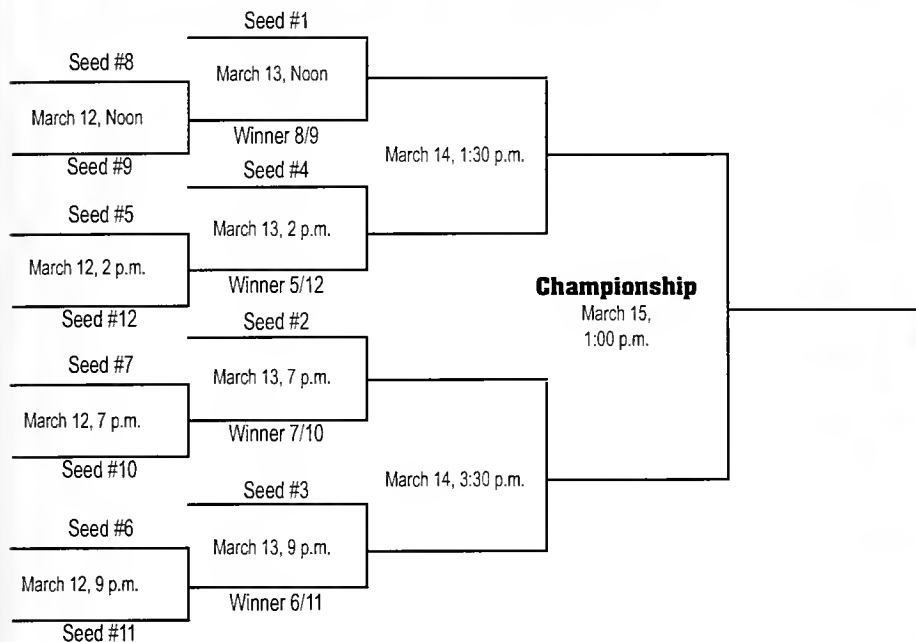
The ACC expanded to nine members on July 1, 1991, with the addition of Florida State University.

The conference expanded to 11 members on July 1, 2004, with the addition of the University of Miami and Virginia Polytechnic Institute and State University. On October 17, 2003, Boston College accepted an invitation to become the league's 12th member starting with the 2005-06 academic year.



## 2009 ACC Tournament

**56th Annual ACC Tournament**  
**March 12-15, 2009**  
**Georgia Dome**  
**Atlanta, Ga.**



## 2009 NCAA Tournament

**Selection Sunday**  
**March 15**

**Opening Round**  
**Tuesday, March 17**

UD Arena  
 Dayton, Ohio  
 Host: Dayton

**First and Second Rounds**  
**Thursday/Saturday, March 19/21**

Greensboro Coliseum  
 Greensboro, North Carolina  
 Host: Atlantic Coast Conference

Sprint Center  
 Kansas City, Missouri  
 Host: Big 12 Conference

Wachovia Center  
 Philadelphia, Pennsylvania  
 Host: Saint Joseph's University

Rose Garden  
 Portland, Oregon  
 Host: University of Oregon

**Friday/Sunday, March 20/22**

Taco Bell Arena  
 Boise, Idaho  
 Host: Boise State University

UD Arena  
 Dayton, Ohio  
 Host: University of Dayton

American Airlines Arena  
 Miami, Florida  
 Host: Florida International University

HHH Metrodome  
 Minneapolis, Minnesota  
 Host: University of Minnesota, Twin Cities

**Regionals**  
**Thursday/Saturday, March 26/28**  
**East Regional**

TD Banknorth Garden  
 Boston, Massachusetts  
 Host: Boston College

**West Regional**  
 University of Phoenix Stadium  
 Glendale, Arizona  
 Host: Arizona State University

**Friday/Sunday, March 27/29**  
**Midwest Regional**

Lucas Oil Stadium  
 Indianapolis, Indiana  
 Host: Butler University/Horizon League

**South Regional**  
 FedExForum  
 Memphis, Tennessee  
 Host: University of Memphis

**Final Four**  
**April 4/6**  
 Ford Field  
 Detroit, Michigan  
 Host: University of Detroit-Mercy



# 2007-08 ACC Standings

Team	ACC Games				Overall							
	W	L	Pct.	Hm	Rd	W	L	Pct.	Hm	Rd	Nu	Last 10
North Carolina	14	2	.875	6-2	8-0	36	3	.923	14-2	13-0	9-1	9-1
Duke	13	3	.813	7-1	6-2	28	6	.824	15-1	8-2	5-3	6-4
Clemson	10	6	.625	7-1	3-5	24	10	.706	14-2	6-5	4-3	6-4
Virginia Tech	9	7	.563	6-2	3-5	21	14	.600	14-3	4-8	3-3	7-3
Miami	8	8	.500	6-2	2-6	23	11	.676	14-2	4-6	5-3	6-4
Maryland	8	8	.500	4-4	4-4	19	15	.559	13-6	6-5	0-4	3-7
Georgia Tech	7	9	.438	3-5	4-4	15	17	.469	6-7	6-8	3-2	4-6
Wake Forest	7	9	.438	6-2	1-7	17	13	.567	15-2	2-10	0-1	4-6
Florida State	7	9	.438	4-4	3-5	19	15	.559	13-5	4-7	2-3	5-5
Virginia	5	11	.313	3-5	2-6	17	16	.515	13-7	4-7	0-2	6-4
Boston College	4	12	.250	3-5	1-7	14	17	.452	11-8	2-7	1-2	2-8
NC State	4	12	.250	3-5	1-7	15	16	.484	10-6	2-9	3-0	1-9



# ACC Individual Statistics

## Scoring

Player-Team, Class	G	FG	3FG	FT	Pts	Avg/G
Tyler Hansbrough, Jr., UNC	39	289	0	304	882	22.6
Tyrese Rice, Jr., BC	30	200	64	165	629	21.0
Sean Singletary, Sr., UVa	33	203	58	189	653	19.8
Jack McClinton, Jr., UM	32	179	94	114	566	17.7
Greivis Vasquez, So., Md.	34	199	64	115	577	17.0
A.D. Vassallo, Jr., VT	35	206	85	95	592	16.9
Wayne Ellington, So., UNC	39	237	78	95	647	16.6
James Gist, Sr., Md.	33	194	22	115	525	15.9
Toney Douglas, Jr., FSU	34	178	62	106	524	15.4
J.J. Hickson, Fr., NCS	31	163	0	132	458	14.8
K.C. Rivers, Jr., Clem.	34	188	80	44	500	14.7
James Johnson, Fr., WF	30	164	28	82	438	14.6
DeMarcus Nelson, Sr., Duke	34	172	40	110	494	14.5
Jason Rich, Sr., FSU	34	183	31	95	492	14.5
Anthony Morrow, Sr., GT	32	154	81	67	456	14.3
Jeff Teague, Fr., WF	30	135	32	114	416	13.9
Kyle Singler, Fr., Duke	34	159	51	82	451	13.3
Deron Washington, Sr., VT	35	147	18	147	459	13.1
Gavin Grant, Sr., NCS	31	125	32	124	406	13.1
Gerald Henderson, So., Duke	34	156	20	101	433	12.7
Ty Lawson, So., UNC	32	140	30	96	406	12.7
Mamadou Diame, Jr., UVa	33	131	60	67	389	11.8
Jeff Allen, Fr., VT	33	155	4	74	388	11.8
Jon Scheyer, So., Duke	34	115	47	120	397	11.7
Ralph Mims, Sr., FSU	34	119	52	103	393	11.6

## Field Goal Pct.

Player-Team, Class	G	FG	FGA	Pct
J.J. Hickson, Fr., NCS	31	163	276	0.591
Tyler Hansbrough, Jr., UNC	39	289	535	0.540
James Gist, Sr., Md.	33	194	391	0.496
DeMarcus Nelson, Sr., Duke	34	172	351	0.490
James Johnson, Fr., WF	30	164	337	0.487
Wayne Ellington, So., UNC	39	237	507	0.467
Jason Rich, Sr., FSU	34	183	410	0.446
A.D. Vassallo, Jr., VT	35	206	465	0.443
K.C. Rivers, Jr., Clem.	34	188	429	0.438
Tyrese Rice, Jr., BC	30	200	462	0.433

## Free Throw Percentage

Player-Team, Class	G	FTM	FTA	Pct
Jack McClinton, Jr., UM	32	114	124	0.919
Jon Scheyer, So., Duke	34	120	135	0.889
Lance Hurdle, Jr., UM	34	96	111	0.865
Sean Singletary, Sr., UVa	33	189	222	0.851
Tyrese Rice, Jr., BC	30	165	195	0.846
Ty Lawson, So., UNC	32	96	115	0.835
Uche Echefu, Jr., FSU	34	105	129	0.814
Toney Douglas, Jr., FSU	34	106	131	0.809
Tyler Hansbrough, Jr., UNC	39	304	377	0.806
Ralph Mims, Sr., FSU	34	103	128	0.805

## Rebounds

Player-Team, Class	G	Reb.	Avg/G
Tyler Hansbrough, Jr., UNC	39	399	10.2
J.J. Hickson, Fr., NCS	31	262	8.5
James Johnson, Fr., WF	30	244	8.1
James Gist, Sr., Md.	33	260	7.9
Jeff Allen, Fr., VT	33	251	7.6
Trevor Booker, So., Clem.	34	249	7.3
Uche Echefu, Jr., FSU	34	248	7.3
Jeremis Smith, Sr., GT	32	227	7.1
Anthony King, Sr., UM	34	239	7
James Mays, Sr., Clem.	29	196	6.8

## Assists

Player-Team, Class	G	Assists	Avg/G
Greivis Vasquez, So., Md.	34	231	6.8
Sean Singletary, Sr., UVa	33	202	6.1
Ty Lawson, So., UNC	32	165	5.2
Tyrese Rice, Jr., BC	30	149	5.0
Ishmael Smith, So., WF	30	141	4.7
Eric Hayes, So., Md.	31	138	4.5
Cliff Hammonds, Sr., Clem.	34	133	3.9
Matt Causey, Sr., GT	30	111	3.7
Mounce Miller, Fr., GT	29	96	3.3
Hank Thoms, Fr., VT	35	113	3.2

## Steals

Player-Team, Class	G	Steals	Avg/G
Toney Douglas, Jr., FSU	34	90	2.7
Jeff Allen, Fr., VT	33	69	2.1
Cliff Hammonds, Sr., Clem.	34	66	1.9
K.C. Rivers, Jr., Clem.	34	64	1.9
Jeff Teague, Fr., WF	30	55	1.8
Sean Singletary, Sr., UVa	33	60	1.8
James Mays, Sr., Clem.	29	50	1.7
Ralph Mims, Sr., FSU	34	57	1.7
Tyrese Rice, Jr., BC	30	48	1.6
Ty Lawson, So., UNC	32	51	1.6

## 3-point FGs

Player-Team, Class	G	3FG	Avg/G
Jack McClinton, Jr., UM	32	94	2.9
Anthony Morrow, Sr., GT	32	81	2.5
Terrence Oglesby, Fr., Clem.	34	85	2.5
Greg Paulus, Jr., Duke	34	83	2.4
A.D. Vassallo, Jr., VT	35	85	2.4
K.C. Rivers, Jr., Clem.	34	80	2.4
Tyrese Rice, Jr., BC	30	64	2.1
Wayne Ellington, So., UNC	39	78	2.0
Greivis Vasquez, So., Md.	34	64	1.9
Toney Douglas, Jr., FSU	34	62	1.8

## 3-Point FG Percentage

Player-Team, Class	G	3FG	FGA	Pct
Anthony Morrow, Sr., GT	32	81	181	0.448
Jack McClinton, Jr., UM	32	94	220	0.427
Terrence Oglesby, Fr., Clem.	34	85	211	0.403

## Blocked Shots

Player-Team, Class	G	Blocks	Avg/G
Tyrelle Blair, Sr., BC	31	105	3.4
James Gist, Sr., Md.	33	77	2.3
Bambale Osby, Sr., Md.	33	69	2.1
Trevor Booker, So., Clem.	34	63	1.9
Chas McFarland, So., WF	30	48	1.6
J.J. Hickson, Fr., NCS	31	47	1.5
Anthony King, Sr., UM	34	48	1.4
James Johnson, Fr., WF	30	40	1.3
Oeon Thompson, So., UNC	39	51	1.3
Jeff Allen, Fr., VT	33	41	1.2

## Offensive Rebounds

Player-Team, Class	G	No.	Avg/G
Tyler Hansbrough, Jr., UNC	39	151	3.9
James Mays, Sr., Clem.	29	98	3.4
James Johnson, Fr., WF	30	93	3.1
Trevor Booker, So., Clem.	34	92	2.7
Dwayne Collins, So., UM	34	88	2.6
J.J. Hickson, Fr., NCS	31	80	2.6
Shamari Spears, So., BC	28	71	2.5
K.C. Rivers, Jr., Clem.	34	83	2.4
Anthony King, Sr., UM	34	83	2.4
Jeremis Smith, Sr., GT	32	78	2.4

## Assist/Turnover Ratio

Player-Team, Class	Asst.	TO	Ratio
Ty Lawson, So., UNC	165	70	2.36
Cliff Hammonds, Sr., Clem.	133	60	2.22
Greg Paulus, Jr., Duke	109	55	1.98
Eric Hayes, So., Md.	138	73	1.89
Quentin Thomas, Sr., UNC	113	62	1.82
Hank Thoms, Fr., VT	113	67	1.69
Ishmael Smith, So., WF	141	84	1.68
Maurice Miller, Fr., GT	96	59	1.63
Sean Singletary, Sr., UVa	202	128	1.58
Greivis Vasquez, So., Md.	231	149	1.55

## Minutes Per Game

Player-Team, Class	G	Minutes	Avg/G
Tyrese Rice, Jr., BC	30	1144	38.1
Greivis Vasquez, So., Md.	34	1258	37.0
Toney Douglas, Jr., FSU	34	1205	35.4
A.D. Vassallo, Jr., VT	35	1201	34.3
Cliff Hammonds, Sr., Clem.	34	1162	34.2
Sean Singletary, Sr., UVa	33	1123	34.0
Jason Rich, Sr., FSU	34	1155	34.0
Eric Hayes, So., Md.	31	1036	33.4
Deron Washington, Sr., VT	35	1159	33.1
Tyler Hansbrough, Jr., UNC	39	1286	33.0





## ACC Composite Schedule

### Monday, November 10

Presbyterian at Duke ESPNU 7:00

### Tuesday, November 11

Duke in Coaches vs. Cancer ESPNU 9:00  
Cameron Indoor Stadium, Durham, N.C.

### Friday, November 14

North Carolina Central at Wake Forest 7:00  
Bucknell at Maryland 8:00  
Gardner-Webb at Virginia Tech 8:00  
Winston Salem State at Georgia Tech 8:30  
Central Connecticut State at Boston College TBA  
Clemson vs. Hofstra CSS 9:30  
Palmetto Classic, Charleston, S.C.

### Saturday, November 15

Penn at North Carolina FSNS 4:00  
Florida State at Jacksonville SUN 7:00  
NC State at New Orleans 7:00  
Florida Southern at Miami 7:30  
Clemson in Palmetto Classic CSS TBA  
Charleston, S.C.

### Sunday, November 16

VMI at Virginia CSN 4:00  
Rhode Island at Duke ESPNU 4:30  
Clemson in Palmetto Classic CSS TBA  
Charleston, S.C.

### Monday, November 17

Loyola-Md. vs. Boston College ESPNU 7:00  
Pre-Season NIT  
Mount St. Mary's at Virginia Tech CSN 8:00

### Tuesday, November 18

Florida State at LaSalle 7:00  
Boston College in Pre-Season NIT ESPNU 7:30  
Youngstown State at Maryland 8:00  
Kentucky at North Carolina ESPN 9:00

### Wednesday, November 19

South Florida at Virginia 7:00  
UNC-Wilmington at Wake Forest 7:00  
Wofford at Clemson 7:30

### Thursday, November 20

Virginia Tech in Puerto Rico Tip-off Classic ESPNU am11:00  
San Juan, Puerto Rico  
Duke in Coaches vs. Cancer ESPNU 7:00  
Madison Square Garden, New York, N.Y.  
Stetson at Florida State FSN-FL 8:00

### Friday, November 21

Radford at Virginia 7:00  
Duke in Coaches vs. Cancer ESPNU 7:00  
Madison Square Garden, New York, N.Y.  
Vermont at Maryland CSN 8:00  
North Carolina at UC-Santa Barbara ESPNU 10:00  
Miami vs. Southern Miss 1:00  
Paradise Jam, St. Thomas, Virgin Islands

### Saturday, November 22

Boston College at St. Louis 1:00  
Georgia Tech at Mercer 6:30  
Coastal Carolina at Florida State FSN-FL 7:00  
Clemson at UNC-Charlotte 7:00  
High Point at NC State TBA  
Miami in Paradise Jam TBA  
St. Thomas, Virgin Islands  
Virginia Tech in Puerto Rico Tip-off Classic TBA  
San Juan, Puerto Rico

### Sunday, November 23

Montana at Duke FSNS 1:00  
Miami in Paradise Jam TBA  
St. Thomas, Virgin Islands  
Virginia Tech in Puerto Rico Tip-off Classic ESPNU or ESPNU TBA  
San Juan, Puerto Rico

### Monday, November 24

Western Illinois at Florida State 7:00  
Winston Salem State at Wake Forest 8:00  
North Carolina vs. Chaminade ESPNU 9:30  
Maui Invitational, Maui, Hawaii  
Miami in Paradise Jam TBA  
St. Thomas, Virgin Islands

### Tuesday, November 25

Winthrop at NC State 7:00  
Liberty at Virginia 7:00  
Arkansas-Pine Bluff at Georgia Tech 7:30  
Savannah State at Clemson 7:30  
North Carolina in EA Sports Maui Invitational ESPN or ESPN2 TBA  
Maui Invitational, Maui, Hawaii

### Wednesday, November 26

Elon at Virginia Tech 7:00  
North Carolina in EA Sports Maui Invitational ESPN or ESPN2 TBA  
Maui Invitational, Maui, Hawaii  
Boston College in Pre-Season NIT TBA

### Thursday, November 27

CSU-Fullerton vs. Wake Forest ESPN2 4:30  
Maryland vs. Michigan State ESPN2 7:00  
Old Spice Classic, Orlando, Florida  
Wake Forest vs. CSU-Fullerton in Anaheim Classic ESPN2 4:30  
Anaheim, Calif.

### Friday, November 28

Duquesne at Duke ESPN 3:00  
Virginia at Syracuse 7:00  
Jacksonville at Georgia Tech 7:30  
Presbyterian at Clemson 7:30  
Florida State vs. Cincinnati 10:30  
Las Vegas Invitational, Las Vegas, Nev.  
Boston College in Pre-Season NIT TBA  
Wake Forest in Anaheim Classic ESPNU TBA  
Anaheim, Calif.  
Maryland in Old Spice Classic ESPN or ESPN TBA  
Orlando, Florida

### Saturday, November 29

Stetson at Miami 1:00  
Florida State in Las Vegas Tournament 8:00  
Las Vegas Invitational, Las Vegas, Nev.

### Sunday, November 30

UNC-Greensboro at NC State 2:00  
UNC-Asheville at North Carolina FSN 6:30  
Wake Forest in Anaheim Classic ESPNU or ESPNU TBA  
Anaheim, Calif.  
Maryland in Old Spice Classic ESPNU or ESPNU TBA  
Orlando, Florida

## ACC/Big Ten Challenge

### Monday, December 1

Wisconsin at Virginia Tech (ACC-Big Ten Challenge) ESPNU 7:00

### Tuesday, December 2

Iowa at Boston College (ACC-Big Ten Challenge) ESPNU 7:00  
Ohio State at Miami (ACC-Big Ten Challenge) ESPN 7:00  
Clemson at Illinois (ACC-Big Ten Challenge) ESPN2 7:30  
Duke at Purdue (ACC-Big Ten Challenge) ESPN 9:00  
Virginia at Minnesota (ACC-Big Ten Challenge) ESPN2 9:30

### Wednesday, December 3

Indiana at Wake Forest (ACC-Big Ten Challenge) ESPN 7:15  
Penn State at Georgia Tech (ACC-Big Ten Challenge) ESPN2 7:30  
Michigan at Maryland (ACC-Big Ten Challenge) ESPNU 7:30  
North Carolina at Michigan St. (ACC-Big Ten Challenge) ESPN 9:15  
Ford Field, Detroit, Michigan  
Florida State at Northwestern (ACC-Big Ten Challenge) ESPN2 9:30

### Saturday, December 6

NC State at Davidson FSNS 12:00  
Bobbac Arena, Charlotte, N.C.  
Vanderbilt at Georgia Tech FSNS 2:00  
Bucknell at Wake Forest 2:00  
Duke at Michigan ESPN 3:30  
Miami at Kentucky ESPN 5:30  
Boston College at Massachusetts 8:30

### Sunday, December 7

Liberty at Clemson 3:00  
Florida at Florida State FSN 6:00  
Maryland vs. George Washington TBA  
Verizon Center, Washington, D.C.  
Virginia Tech vs. Navy TBA  
Verizon Center, Washington, D.C.

### Tuesday, December 9

Virginia Tech at Georgia FSNS/FSN-FL/CSN 7:00

### Wednesday, December 10

Bryant at Boston College 7:00

### Friday, December 12

Florida International at Miami 7:30  
Delaware State at Maryland CSN 8:00

### Saturday, December 13

Winston Salem State at NC State 2:00  
South Carolina State at Clemson 4:00  
Florida State at Georgia State 4:00  
Oral Roberts at North Carolina ESPN2 6:00

### Sunday, December 14

USC Upstate at Boston College 1:00  
Robert Morris at Miami 1:00  
Illinois-Chicago at Georgia Tech 2:00  
Longwood at Virginia Tech 2:00  
Wright State at Wake Forest FSN 4:00

### Tuesday, December 16

Tennessee Tech at Florida State FSN-FL 7:00  
North Florida at Clemson 7:30

### Wednesday, December 17

East Carolina at NC State 7:00  
Longwood at Virginia 7:00  
UNC-Asheville at Duke ESPNU 7:30  
Georgia State at Georgia Tech 7:30

### Thursday, December 18

Charleston Southern at Florida State FSN-FL 7:00  
Evansville at North Carolina ESPN 7:00

### Friday, December 19

Wake Forest at Richmond ESPNU TBA

### Saturday, December 20

North Carolina vs. Valparaiso ESPNU 2:00  
United Center, Chicago, Illinois  
Lipscomb at NC State 2:00  
Duke vs. Xavier CBS 2:00  
The Meadowslands, East Rutherford, N.J.  
Providence at Boston College NESN 4:00  
Auburn at Virginia FSNS/CSN 4:00  
Virginia Tech in Holiday Festival TBA  
Madison Square Garden, New York, N.Y.  
Georgia Tech at Pepperdine TBA

### Sunday, December 21

Pittsburgh at Florida State FSN 5:30  
Clemson at Miami FSN 7:45  
Virginia Tech in Holiday Festival TBA  
Madison Square Garden, New York, N.Y.

### Monday, December 22

Marquette at NC State ESPNU 7:00  
American at Maryland CSN 7:30  
Wake Forest at East Carolina CBS-CS 8:00  
Georgia Tech at Southern California FSN 10:30

### Tuesday, December 23

Maine at Boston College 1:00  
Hampton at Virginia 7:00

### Saturday, December 27

Bryant at Maryland 2:00  
Miami at St. John's 12:00

### Sunday, December 28

Florida State vs. Western Kentucky FSN-FL 4:00  
BankAtlantic Center, Sunrise, Fla.  
Virginia at Georgia Tech FSN 5:30



**Sunday, December 28**

Rutgers at North Carolina FSN 7:45

**Monday, December 29**

Loyola-Md. at NC State 7:00  
 San Francisco at Boston College 7:00  
 Virginia Tech at Charleston Southern FSNS/CSN 7:00  
 North Charleston Coliseum, Charleston, S.C.

**Tuesday, December 30**

Clemson at South Carolina FSNS/FSN-FL 7:00  
 Radford at Wake Forest 7:00  
 Elon at Maryland 8:00  
 Tennessee State at Georgia Tech 8:30

**Wednesday, December 31**

Sacred Heart at Boston College 2:00  
 North Florida at Miami FSN-FL 2:00  
 Towson at NC State 2:00  
 Loyola-Md. at Duke ESPN2 4:00  
 North Carolina at Nevada-Reno ESPN2 10:00

**Saturday, January 3**

North Carolina Central at Miami Sun Sports 1:00  
 Texas A&M-Corpus Christi at Florida State 2:00  
 Xavier at Virginia CSN 2:00  
 Georgia Tech at Alabama FSNS/Sun Sports 3:00  
 UNC-Charlotte at Maryland CSN 4:00  
 NC State at Florida CBS 4:00  
 Wake Forest at Bingham Young 8:00  
 East Carolina at Clemson TBA

**Sunday, January 4**

Boston College at North Carolina FSN 5:30  
 Virginia Tech at Duke FSN 7:45

**Monday, January 5**

Florida Atlantic at Miami FSN-FL 7:00

**Tuesday, January 6**

Georgia at Georgia Tech FSNS 7:00  
 Brown at Virginia FSNS 7:00  
 Alabama at Clemson FSNS 9:00

**Wednesday, January 7**

Harvard at Boston College 7:00  
 Davidson at Duke ESPN 7:00  
 Morgan State at Maryland CSN 8:00  
 College of Charleston at North Carolina FSNS 9:00

**Saturday, January 10**

NC State at Clemson \*Raycom 12:00  
 Georgia Tech at Maryland \*Raycom 12:00  
 Duke at Florida State ESPN 2:00  
 Virginia at Virginia Tech RSN 4:00  
 Miami at Boston College ESPN 7:00

**Sunday, January 11**

North Carolina at Wake Forest FSN 8:00

**Tuesday, January 13**

Florida State at NC State ESPN 7:00

**Wednesday, January 14**

Duke at Georgia Tech ESPN 7:00  
 Richmond at Virginia Tech 7:00  
 Wake Forest at Boston College \*Raycom 9:00  
 Maryland at Miami \*Raycom 9:00

**Thursday, January 15**

North Carolina at Virginia ESPN/ESPN2 9:00

**Saturday, January 17**

Maryland at Florida State \*Raycom 12:00  
 Georgia Tech at NC State \*Raycom 12:00  
 Georgetown at Duke CBS 1:30  
 Wake Forest at Clemson ABC 3:30  
 Boston College at Virginia Tech ESPN 4:00  
 Miami at North Carolina ESPN 9:00

**Tuesday, January 20**

Boston College at Georgia Tech RSN 7:00  
 NC State at Duke \*Raycom/ESPN2 8:00  
 Virginia at Maryland \*Raycom 8:00

**Wednesday, January 21**

Virginia Tech at Wake Forest ESPN2 7:00  
 Florida State at Miami 7:30  
 Clemson at North Carolina ESPN 9:00

**Saturday, January 24**

Maryland at Duke ESPN 12:00  
 NC State at Boston College Raycom 2:00  
 Florida State at Virginia RSN 4:00

**Sunday, January 25**

Virginia Tech at Miami FSN 5:30  
 Georgia Tech at Clemson FSN 7:45

**Tuesday, January 27**

Miami at NC State ESPN 7:00  
 Boston College at Maryland ESPN2 7:30

**Wednesday, January 28**

Duke at Wake Forest ESPN 7:00  
 North Carolina at Florida State Raycom 9:00

**Thursday, January 29**

Clemson at Virginia Tech ESPN or ESPN2 7:00

**Saturday, January 31**

Wake Forest at Georgia Tech Raycom 12:00  
 North Carolina at NC State ABC 3:30  
 Virginia Tech at Boston College \*Raycom 8:00  
 Miami at Maryland \*Raycom 8:00

**Sunday, February 1**

Virginia at Duke FSN 2:00

**Tuesday, February 3**

North Carolina Central at NC State FSN-FL 7:00  
 Maryland at North Carolina Raycom/ESPN2 8:00

**Wednesday, February 4**

Boston College at Virginia ESPN 7:00  
 Wake Forest at Miami ESPN2 7:30  
 Duke at Clemson ESPN 9:00

**Thursday, February 5**

Georgia Tech at Florida State ESPN 7:00

**Saturday, February 7**

Miami at Duke Raycom 1:30  
 Virginia at North Carolina Raycom 4:00  
 Florida State at Clemson RSN 7:00

**Sunday, February 8**

NC State at Virginia Tech Raycom 1:30  
 Boston College at Wake Forest Raycom 4:00  
 Maryland at Georgia Tech FSN 7:30

**Tuesday, February 10**

Virginia at Florida State RSN 7:00  
 Clemson at Boston College RSN 9:00

**Wednesday, February 11**

Wake Forest at NC State 7:00  
 Georgia Tech at Virginia Tech ESPN 7:00  
 North Carolina at Duke Raycom/ESPN 9:00

**Saturday, February 14**

NC State at Georgia Tech Raycom 1:30  
 Virginia Tech at Maryland \*Raycom 4:00  
 Florida State at Wake Forest \*Raycom 4:00

**Sunday, February 15**

Clemson at Virginia Raycom 1:00  
 Duke at Boston College FSN 5:30  
 North Carolina at Miami FSN 7:45

**Tuesday, February 17**

Maryland at Clemson ESPN2 7:30

**Wednesday, February 18**

Miami at Florida State ESPN 7:00  
 Georgia Tech at Wake Forest ESPN 7:30  
 NC State at North Carolina \*Raycom 8:00  
 Virginia Tech at Virginia \*Raycom 8:00

**Thursday, February 19**

Duke at St. John's ESPN 7:00  
 Madison Square Garden, New York, N.Y.

**Saturday, February 21**

Boston College at Miami RSN 12:00  
 Virginia at NC State Raycom 1:00  
 North Carolina at Maryland ABC 3:30  
 Florida State at Virginia Tech RSN 8:00

**Sunday, February 22**

Clemson at Georgia Tech Raycom 1:00  
 Wake Forest at Duke FSN 7:45

**Tuesday, February 24**

Florida State at Boston College ESPN2 9:00

**Wednesday, February 25**

Virginia Tech at Clemson ESPN2 7:30  
 Duke at Maryland ESPN 9:00

**Thursday, February 26**

Miami at Virginia \*Raycom 8:00  
 NC State at Wake Forest \*Raycom 8:00

**Saturday, February 28**

Georgia Tech at North Carolina CBS 12:00  
 Clemson at Florida State \*Raycom 2:00  
 Wake Forest at Virginia \*Raycom 2:00  
 Duke at Virginia Tech ABC 3:30

**Sunday, March 1**

Maryland at NC State FSN 7:30

**Tuesday, March 3**

Virginia at Clemson RSN 7:00  
 Florida State at Duke Raycom 8:00  
 Wake Forest at Maryland RSN 9:00

**Wednesday, March 4**

North Carolina at Virginia Tech ESPN 7:00  
 Boston College at NC State ESPN 7:00  
 Miami at Georgia Tech 7:30

**Saturday, March 7**

Georgia Tech at Boston College \*Raycom 12:00  
 NC State at Miami \*Raycom 12:00  
 Maryland at Virginia ABC 3:30

**Sunday, March 8**

Virginia Tech at Florida State Raycom 2:00  
 Duke at North Carolina CBS 4:00  
 Clemson at Wake Forest FSN 6:00

## 56th Annual ACC Tournament Georgia Dome, Atlanta, Ga. First Round - Thursday, March 12

Game 1 (#8 vs. #9) Raycom 12:00  
 Game 2 (#5 vs. #12) Raycom 2:00  
 Game 3 (#7 vs. #10) ESPN2 7:00  
 Game 4 (#6 vs. #11) Raycom 9:00

### Quarterfinals - Friday, March 13

Game 5 (#1 vs. 8/9 winner) Raycom/ESPN2 12:00  
 Game 6 (#4 vs. 5/12 winner) Raycom/ESPN2 2:00  
 Game 7 (#2 vs. 7/10 winner) Raycom/ESPN2 7:00  
 Game 8 (#3 vs. 6/11 winner) Raycom/ESPN2 9:00

### Semifinals - Saturday, March 14

Game 9 (game 5 & 6 winners) Raycom/ESPN 1:30  
 Game 10 (game 7 & 8 winners) Raycom/ESPN 3:30

### Finals - Sunday, March 15

Game 11 (championship game) Raycom/ESPN 1:00

### Key

CSN Comcast SportsNet  
 CSS College Sports South  
 FSN Fox Sports Net & Affiliates  
 FSNS Fox Sports Net South  
 FSN-FL Fox Sports Net Florida  
 NESN New England Sports Network  
 Raycom Raycom  
 RSN Regional Cable Partners comprised of Comcast Sports Net, Fox Sports Net South, Fox Sports Net Florida and the New England Sports Network

## '08-09 Opponent Information

### American Eagles

Dec. 22, 2008 - College Park, Md.

Web site	www.aueagles.com
Location	Washington, D.C.
Enrollment	5,818
Colors	Red, White & Blue
Athletics Director	Keith Gill
Conference	Patriot League
Arena	Bender Arena
Capacity	3,044
Press Row Phone	(202) 885-8232

Head Coach	Jeff Jones
Alma Mater	Virginia '82
School Record	125-113 (8 seasons)
Career Record	271-217 (16 seasons)
Office Phone	(202) 885-3010
Assistants	Michael Brennan, Kieran Donohue, Jason Williford

2007-08 Record	22-12
Conference Record	10-4
2008 Postseason	Lost first round of NCAA Tournament
Lettermen Returning/Lost	9/3
Starters Returning/Lost	3/2

Series History	Maryland leads, 14-2
Last Meeting	American, 67-59 12/22/2007 in College Park, Md.

Basketball SID	Nancy Yasharoff
E-Mail	yasharof@american.edu
Office	(202) 885-3079
Fax	(202) 885-3033

### Boston College Eagles

Jan. 27, 2009 - College Park, Md.

Web site	www.bceagles.com
Location	Chestnut Hill, Mass.
Enrollment	14,500
Colors	Maroon and Gold
Athletics Director	Gene DeFilippo
Conference	Atlantic Coast
Arena	Silvio O. Conte Forum
Capacity	8,606
Press Row Phone	(617) 552-8989

Head Coach	Al Skinner
Alma Mater	Massachusetts '74
School Record	210-137 (11 seasons)
Career Record	348-263 (20 seasons)
Office Phone	(617) 552-3006
Assistants	Pat Duquette, Bonzie Colson, Mo Cassara

2007-08 Record	14-17
Conference Record	4-12
2008 Postseason	None
Lettermen Returning/Lost	7/5
Starters Returning/Lost	3/2

Series History	Tied, 5-5
Last Meeting	Boston College, 71-68 3/13/08 in Charlotte, N.C.

Basketball SID	Dick Kelley
E-Mail	kelleyri@bc.edu
Office	(617) 552-3039
Fax	(617) 552-4903

### Bryant Bulldogs

Dec. 27, 2008 - College Park, Md.


Web site	www.bryantbulldogs.com
Location	Smithfield, R.I.
Enrollment	3,200
Colors	Black, Gold & White
Athletics Director	Bill Smith
Conference	Independent
Arena	Chace Athletic Center
Capacity	(2,600)
Press Row Phone	(401) 232-6829

Head Coach	Tim O'Shea
Alma Mater	Boston College '84
School Record	First Season
Career Record	120-95 (7 seasons)
Office Phone	(401) 232-6701
Assistants	Dwayne Pina, Kevin Kurbac

2007-08 Record	18-13 (D-II)
Conference Record	12-10 (D-II)
2008 Postseason	NCAA D-II
Lettermen Returning/Lost	8/2
Starters Returning/Lost	1/4

Series History	First Meeting
Last Meeting	N/A

Basketball SID	Jason Sullivan
E-Mail	jsullivan@bryant.edu
Office	(401) 232-6072
Fax	(401) 232-6076



### Bucknell Bison

Nov. 14, 2008 - College Park, Md.

Web site	www.bucknellbison.com
Location	Lewisburg, Pa.
Enrollment	3,400
Colors	Orange and Blue
Athletics Director	John P. Hardt
Conference	Patriot League
Arena	Sojka Pavilion
Capacity	(4,000)
Press Row Phone	(575) 577-1519

Head Coach	Dave Paulsen
Alma Mater	Williams '87
School Record	First Season
Career Record	262-120 (14 seasons)
Office Phone	N/A
Assistants	Dane Fischer, Tim Sweeney, Michael Cotton

2007-08 Record	12-9
Conference Record	6-8
2008 Postseason	None
Lettermen Returning/Lost	9/5
Starters Returning/Lost	3/2

Series History	Maryland leads, 6-0
Last Meeting	Maryland, 102-64 12/3/94 in College Park, Md.

Basketball SID	Jon Terry
E-Mail	N/A
Office	(570) 577-1227
Fax	(570) 577-1660

### Charlotte 49ers

Jan. 3, 2009 - College Park, Md.

Web site	www.charlotte49ers.com
Location	Charlotte, NC
Enrollment	22,254
Colors	Green and White
Athletics Director	Judy Rose
Conference	Atlantic 10
Arena	Halton Arena
Capacity	19,105
Press Row Phone	(704) 687-4999

Head Coach	Bobby Lutz
Alma Mater	Charlotte '80
School Record	188-126 (10 seasons)
Career Record	369-217 (19 seasons)
Office Phone	(704) 687-4939
Assistants	Rob Moxley, Bobby Kummer, Chris Cheeks

2007-08 Record	20-14
Conference Record	9-7
2008 Postseason	Lost in First Round of NIT
Lettermen Returning/Lost	10/2
Starters Returning/Lost	4/1

Series History	Maryland leads, 2-0
Last Meeting	W, 76-72 1/5/2008 at Charlotte, N.C.

Basketball SID	Thomas Whitestone
E-Mail	twhites@uncc.edu
Office	(704) 687-6310
Fax	(704) 687-4918



## Clemson Tigers

Feb. 17, 2009 - Clemson, S.C.

Web site	www.clemsonigers.com
Location	Clemson, S.C.
Enrollment	17,585
Colors	Burnt Orange & Northwest Purple
Athletics Director	Dr. Terry Don Phillips
Conference	Atlantic Coast
Arena	Littlejohn Coliseum
Capacity	10,000
Press Row Phone	(864) 654-3326

Head Coach	Oliver Pumell
Alma Mater	Old Dominion '75
School Record	94-68 (5 seasons)
Career Record	350-259 (20 seasons)
Office Phone	N/A
Assistants	Ron Bradley, Frank Smith, Josh Postorino

2007-08 Record	24-10
Conference Record	10-6
2008 Postseason	NCAA First Round
Lettermen Returning/Lost	11/4
Starters Returning/Lost	3/2

Series History	Maryland leads, 86-47
Last Meeting	Clemson, 73-70 3/8/08 in College Park, Md.

Basketball SID	Philip Sikes
E-Mail	Philips@clemson.edu
Office	(864) 656-2114
Fax	(864) 656-0299

## Delaware State Hornets

Dec. 12, 2008 - College Park, Md.

Web site	www.dsuhornets.com
Location	Dover, Del.
Enrollment	3,756
Colors	Columbia Blue & Red
Athletics Director	Rick Costello
Conference	Mid-Eastern Athletic Conference
Arena	Memorial Hall
Capacity	2,000
Press Row Phone	(302) 857-7112

Head Coach	Greg Jackson
Alma Mater	St. Paul's '80
School Record	132-112 (8 seasons)
Career Record	295-189 (17 seasons)
Office Phone	(302) 857-7559
Assistants	Jarrell Wilkerson, Keith Walker, Mike Bernard

2007-08 Record	14-16
Conference Record	10-6
2008 Postseason	None
Lettermen Returning/Lost	6/3
Starters Returning/Lost	4/1

Series History	Maryland leads, 4-0
Last Meeting	Maryland, 81-55 12/28/05 in College Park, Md.

Basketball SID	Paul Dodson
E-Mail	pdodson@desu.edu
Office	(302) 857-7563
Fax	(302) 857-6069

## Duke Blue Devils

Jan. 24, 2009 - Durham, N.C.

Feb. 25, 2009 - College Park, Md.

Web site	www.goduke.com
Location	Durham, N.C.
Enrollment	6,247
Colors	Duke Blue & White
Athletics Director	Kevin White
Conference	Atlantic Coast
Arena	Cameron Indoor Stadium
Capacity	9,314
Press Row Phone	(919) 684-6186

Head Coach	Mike Krzyzewski
Alma Mater	Army '69
School Record	730-208 (27 seasons)
Career Record	803-267 (32 seasons)
Office Phone	(919) 613-7500
Assistants	Steve Wojciechowski, Chris Collins, Nate James

2007-08 Record	28-6
Conference Record	13-3
2008 Postseason	NCAA Second Round
Lettermen Returning/Lost	11/2
Starters Returning/Lost	4/1

Series History	Maryland trails, 60-103
Last Meeting	Duke, 77-65 2/13/08 in Durham, N.C.

Basketball SID	Matt Pilzga
E-Mail	pilzga@duke.edu
Office	(919) 668-1712
Fax	(919) 684-2489



## Elon Phoenix

Dec. 30, 2008 - College Park, Md.

Web site	www.elonphoenix.com
Location	Elon, N.C.
Enrollment	5,628
Colors	Maroon & Gold
Athletics Director	Dave Blank
Conference	Southern
Arena	Alumni Gym
Capacity	1,558
Press Row Phone	(336) 278-6749

Head Coach	Ernie Nestor
Alma Mater	Alderson-Broadus '68
School Record	56-97 (5 seasons)
Career Record	124-178 (10 seasons)
Office Phone	(336) 278-6730
Assistants	Michael Preston, David Willson, Wes Miller

2007-08 Record	14-19
Conference Record	9-11
2008 Postseason	None
Lettermen Returning/Lost	8/4
Starters Returning/Lost	3/2

Series History	First Meeting
Last Meeting	N/A

Basketball SID	Chris Rash
E-Mail	crash@elon.edu
Office	(336) 278-6712
Fax	(336) 278-6768

## Florida State Seminoles

Jan. 17, 2008 - Tallahassee, Fla.

Web site	www.seminoles.com
Location	Tallahassee, Fla.
Enrollment	32,525
Colors	Gamet and Gold
Athletics Director	Randy Spetman
Conference	Atlantic Coast
Arena	Donald L. Tucker Center
Capacity	12,100
Press Row Phone	(850) 224-4098

Head Coach	Leonard Hamilton
Alma Mater	Tennessee-Martin '71
School Record	106-86 (6 seasons)
Career Record	306-296 (20 seasons)
Office Phone	(850) 644-1461
Assistants	Stan Jones, Corey Williams, Andy Enfield

2007-08 Record	19-15
Conference Record	7-9
2008 Postseason	NIT First Round
Lettermen Returning/Lost	8/5
Starters Returning/Lost	3/2

Series History	Maryland leads, 26-9
Last Meeting	Maryland, 82-72 2/16/08 in College Park, Md.

Basketball SID	Chuck Walsh
E-Mail	cwalsh@fsu.edu
Office	(850) 644-1077
Fax	(850) 644-3820

## George Washington Colonials

**Dec. 7, 2008 - BB&T Classic Washington, D.C.**

Web site	www.gwsports.com
Location	Washington, D.C.
Enrollment	20,280
Colors	Buff & Blue
Athletics Director	Jack Kvacz
Conference	Atlantic 10
Arena	Smith Center
Capacity	5,000
Press Row Phone	(202) 994-1776

Head Coach	Carl Hobbs
Alma Mater	Connecticut '85
School Record	123-82 (7 seasons)
Career Record	Same
Office Phone	(202) 994-6651
Assistants	Darrell Brooks, Roland Houston, Greg Collucci

2007-08 Record	9-17
Conference Record	5-11
2008 Postseason	None
Lettermen Returning/Lost	12/5
Starters Returning/Lost	4/1

Series History	Maryland leads, 35-29
Last Meeting	George Washington, 78-70 12/5/2005 at Washington, D.C. (BB&T Classic)

Basketball SID	Brad Bower
E-Mail	bbower@gwu.edu
Office	(202) 994-0339
Fax	(202) 994-2713

## Georgia Tech Yellow Jackets

**Jan. 10, 2009 - College Park, Md.**

Web site	www.ramblinwreck.com
Location	Atlanta, Ga.
Enrollment	16,793
Colors	Old Gold and White
Athletics Director	Dan Radakovich
Conference	Atlantic Coast
Arena	Alexander Memorial Coliseum
Capacity	9,191
Press Row Phone	(404) 894-5458

Head Coach	Paul Hewitt
Alma Mater	St. John Fisher '85
School Record	142-112 (7 seasons)
Career Record	208-139 (10 seasons)
Office Phone	(404) 894-5425
Assistants	John O'Connor, Charlton Young, Peter Zaharis

2007-08 Record	15-17
Conference Record	7-9
2008 Postseason	None
Lettermen Returning/Lost	11/3
Starters Returning/Lost	3/2

Series History	Maryland leads, 34-33
Last Meeting	Maryland, 88-86 2/2/2008 in Atlanta, Ga.

Basketball SID	Mike Stamus
E-Mail	mstamus@athletics.gatech.edu
Office	(404) 894-5445
Fax	(404) 894-1248

## Miami Hurricanes

**Jan. 14, 2009 - Coral Gables, Fla.  
Jan. 31, 2009 - College Park, Md.**

Web site	www.hurricanesports.com
Location	Coral Gables, Fla.
Enrollment	15,449
Colors	Orange, Green and White
Athletics Director	Kirby Hocutt
Conference	Atlantic Coast
Arena	BankUnited Center
Capacity	7,200
Press Row Phone	(305) 284-2111

Head Coach	Frank Haith
Alma Mater	Elon '88
School Record	69-60 (4 seasons)
Career Record	Same
Office Phone	N/A
Assistants	Jorge Fernandez, Jake Morton, Michael Schwartz

2007-08 Record	23-11
Conference Record	8-8
2008 Postseason	NCAA Second Round
Lettermen Returning/Lost	8/5
Starters Returning/Lost	4/1

Series History	Maryland trails, 5-9
Last Meeting	Miami, 78-63 2/23/08 in Coral Gables, Fla.

Basketball SID	Margaret Belch
E-Mail	mbelch@miami.edu
Office	(305) 284-3241
Fax	(305) 284-2807



## Michigan Wolverines

**Dec. 3, 2008 - College Park, Md.**

Web site	www.mgoblue.com
Location	Ann Arbor, Mich.
Enrollment	38,006
Colors	Maize and Blue
Athletics Director	Bill Martin
Conference	Big Ten
Arena	Crisler Arena
Capacity	13,751
Press Row Phone	(734) 998-7188

Head Coach	John Beilein
Alma Mater	Wheeling Jesuit '75
School Record	10-22 (1)
Career Record	561-340 (30)
Office Phone	(734) 763-5504
Assistants	Jerry Dunn, Mike Jackson, John Mahoney

2007-08 Record	10-22
Conference Record	5-13
2008 Postseason	None
Lettermen Returning/Lost	9/2
Starters Returning/Lost	3/2

Series History	Maryland trails, 2-3
Last Meeting	Maryland, 82-51 12/2/2000 in Washington, D.C. (BB&T Classic)

Basketball SID	Tom Wywrot
E-Mail	twywrot@umich.edu
Office	(734) 647-1268
Fax	(734) 647-1188

## Michigan State Spartans

**Nov. 27, 2008 - Old Spice Classic Orlando, Fla.**

Web site	www.msuspartans.com
Location	East Lansing, Mich.
Enrollment	46,045
Colors	Green and White
Athletics Director	Mark Hollis
Conference	Big Ten
Arena	Jack Breslin Students Events Center
Capacity	14,759
Press Row Phone	(517) 353-1626

Head Coach	Tom Izzo
Alma Mater	Northern Michigan '77
School Record	305-130 (13 seasons)
Career Record	Same
Office Phone	(517) 355-1643
Assistants	Mark Montgomery, Dwayne Stephens, Mike Garland

2007-08 Record	27-9
Conference Record	12-6
2008 Postseason	NCAA Sweet 16
Lettermen Returning/Lost	11/2
Starters Returning/Lost	3/2

Series History	Maryland trails, 1-2
Last Meeting	Maryland, 62-60 11/17/06 in New York

Basketball SID	Matt Larson
E-Mail	larson@ath.msu.edu
Office	(517) 355-2271
Fax	(517) 353-9636



## Morgan State Bears

Jan. 7, 2009 - College Park, Md.

Web site [www.morganstatebears.com](http://www.morganstatebears.com)  
 Location Baltimore, Md.  
 Enrollment 7,500  
 Colors Orange and Blue  
 Athletics Director Floyd Kerr  
 Conference Mid-Eastern Athletic  
 Arena Hill Field House  
 Capacity 4,250  
 Press Row Phone (443) 885-4018

Head Coach Todd Bozeman  
 Alma Mater Rhode Island '86  
 School Record 45-29 (3 seasons)  
 Career Record 98-64 (7 seasons)  
 Office Phone (443) 885-4514  
 Assistants Kevin McClain, Darryl Prue, Sam Brand

2007-08 Record 22-11  
 Conference Record 14-2  
 2008 Postseason NIT First Round  
 Lettermen Returning/Lost 7/4  
 Starters Returning/Lost 3/2

Series History Maryland leads, 5-0  
 Last Meeting Maryland, 89-65  
 12/6/2007 in College Park, Md.

Basketball SID Leonard L. Haynes IV  
 E-Mail [Leonard.haynes@morgan.edu](mailto:Leonard.haynes@morgan.edu)  
 Office (443) 885-3831  
 Fax (443) 885-8307

## North Carolina Tar Heels

Feb. 3, 2009 - Chapel Hill, N.C.  
 Feb. 21, 2009 - College Park, Md.

Web site [www.tarheelblue.com](http://www.tarheelblue.com)  
 Location Chapel Hill, N.C.  
 Enrollment 27,700  
 Colors Carolina Blue & White  
 Athletics Director Dick Baddour  
 Conference Atlantic Coast  
 Arena Dean E. Smith Center  
 Capacity 21,750  
 Press Row Phone N/A

Head Coach Roy Williams  
 Alma Mater North Carolina '72  
 School Record 142-33 (5 seasons)  
 Career Record 560-134 (20 seasons)  
 Office Phone (919) 962-1154  
 Assistants Joe Holladay, Steve Robinson, C.B. McGrath

2007-08 Record 36-3  
 Conference Record 14-2  
 2008 Postseason NCAA Final Four  
 Lettermen Returning/Lost 13/3  
 Starters Returning/Lost 5/0

Series History Maryland trails, 55-113  
 Last Meeting Maryland, 82-80  
 1/19/08 in Chapel Hill, N.C.

Basketball SID Steve Kirschner  
 E-Mail [stevekirschner@unc.edu](mailto:stevekirschner@unc.edu)  
 Office (919) 962-7258  
 Fax (919) 962-0612

## NC State Wolfpack

March 1, 2009 - Raleigh, N.C.

Web site [www.gopack.com](http://www.gopack.com)  
 Location Raleigh, N.C.  
 Enrollment 31,000  
 Colors Red and White  
 Athletics Director Lee Fowler  
 Conference Atlantic Coast  
 Arena RBC Center  
 Capacity 19,700  
 Press Row Phone (919) 861-6190

Head Coach Sidney Lowe  
 Alma Mater St. Paul's '06  
 School Record 35-32 (2 seasons)  
 Career Record Same  
 Office Phone N/A  
 Assistants Monte Towe, Larry Harns, Pete Strickland

2007-08 Record 15-16  
 Conference Record 4-12  
 2008 Postseason None  
 Lettermen Returning/Lost 10/3  
 Starters Returning/Lost 3/2

Series History Maryland trails, 70-72  
 Last Meeting Maryland, 84-70  
 2/9/08 in College Park, Md.

Basketball SID Brian Reinhardt  
 E-Mail [brian\\_reinhardt@ncsu.edu](mailto:brian_reinhardt@ncsu.edu)  
 Office (919) 515-8953  
 Fax (919) 515-2898

## Vermont Catamounts

Nov. 21, 2008 - College Park, Md.

Web site [www.uvmathletics.com](http://www.uvmathletics.com)  
 Location Burlington, Vt.  
 Enrollment 9,040  
 Colors Green & Gold  
 Athletics Director Dr. Robert Corran  
 Conference America East  
 Arena Patrick Gym  
 Capacity 3,266  
 Press Row Phone (802) 656-4173

Head Coach Mike Lonergan  
 Alma Mater Catholic '88  
 School Record 54-40 (3 seasons)  
 Career Record 305-128 (15 seasons)  
 Office Phone (902) 656-7974  
 Assistants Hajji Turner, Matt Hahn, Gabe Rodriguez

2007-08 Record 16-15  
 Conference Record 9-7  
 2008 Postseason None  
 Lettermen Returning/Lost 9/4  
 Starters Returning/Lost 4/1

Series History Maryland leads, 1-0  
 Last Meeting Maryland, 102-75  
 11/8/06 in College Park, Md.

Basketball SID Ben Dickie  
 E-Mail [bdickie@uvm.edu](mailto:bdickie@uvm.edu)  
 Office (802) 656-1188  
 Fax (802) 656-8328

## Virginia Cavaliers

Jan. 20, 2009 - College Park, Md.  
 March 7, 2009 - Charlottesville, Va.

Web site [www.virginiasports.com](http://www.virginiasports.com)  
 Location Charlottesville, Va.  
 Enrollment 20,834  
 Colors Orange and Blue  
 Athletics Director Craig Littlepage  
 Conference Atlantic Coast  
 Arena John Paul Jones Arena  
 Capacity 14,593  
 Press Row Phone (434) 296-5910

Head Coach Dave Leitao  
 Alma Mater Northeastern '83  
 School Record 53-42 (3 seasons)  
 Career Record 133-111 (8 seasons)  
 Office Phone (434) 982-5400  
 Assistants Steve Seymour, Bill Courtney, Drew Diener

2007-08 Record 17-16  
 Conference Record 5-11  
 2008 Postseason CBI Third Round  
 Lettermen Returning/Lost 9/3  
 Starters Returning/Lost 3/2

Series History Maryland leads, 102-66  
 Last Meeting Virginia, 91-76  
 3/9/08 in Charlottesville, Va.

Basketball SID Rich Murray  
 E-Mail [murray@virginia.edu](mailto:murray@virginia.edu)  
 Office (434) 982-5500  
 Fax (434) 982-5525



## Virginia Tech Hokies

Feb. 14, 2009 - College Park, Md.

Web site [www.hokiesports.com](http://www.hokiesports.com)  
 Location Blacksburg, Va  
 Enrollment 30,000  
 Colors Chicago Maroon and Burnt Orange  
 Athletics Director Jim Weaver  
 Conference Atlantic Coast  
 Arena Cassell Coliseum  
 Capacity 9,847  
 Press Row Phone (540) 231-3048

Head Coach Seth Greenberg  
 Alma Mater Fairleigh Dickinson '78  
 School Record 88-70 (5 seasons)  
 Career Record 301-240 (18 seasons)  
 Office Phone (540) 231-6725  
 Assistants James Johnson, Ryan Odom, Stacey Palmore

2007-08 Record 21-14  
 Conference Record 9-7  
 2008 Postseason NIT Third Round  
 Lettermen Returning/Lost 11/2  
 Starters Returning/Lost 4/1

Series History Maryland leads, 25-8  
 Last Meeting Virginia Tech, 69-65  
 2/20/08 in Blacksburg, Va

Basketball SID Bill Dyer  
 E-Mail [wdyer@vt.edu](mailto:wdyer@vt.edu)  
 Office (540) 231-8852  
 Fax (540) 231-6984

## Wake Forest Demon Deacons

March 3, 2009 - College Park, Md.

Web site [www.wakeforestsports.com](http://www.wakeforestsports.com)  
 Location Winston-Salem, N.C.  
 Enrollment 4,412  
 Colors Old Gold & Black  
 Athletics Director Ron Wellman  
 Conference Atlantic Coast  
 Arena Lawrence Joel Veterans Memorial Coliseum  
 Capacity 14,665  
 Press Row Phone (336) 727-2945

Head Coach Dino Gaudio  
 Alma Mater Ohio '81  
 School Record 17-13 (1 season)  
 Career Record 85-137 (8 seasons)  
 Office Phone (336) 758-5622  
 Assistants Jeff Battle, Pat Kelsey, Mike Muse

2007-08 Record 17-13  
 Conference Record 7-9  
 2008 Postseason None  
 Lettermen Returning/Lost 9/1  
 Starters Returning/Lost 5/0

Series History Maryland leads, 61-54  
 Last Meeting Maryland, 74-70  
 2/28/08 in Winston-Salem, N.C.

Basketball SID Scott Wortman  
 E-Mail [wortmasm@wfu.edu](mailto:wortmasm@wfu.edu)  
 Office (336) 758-6099  
 Fax (336) 758-5140

## Youngstown State Penguins

Nov. 18, 2008 - College Park, Md.

Web site [www.ysusports.com](http://www.ysusports.com)  
 Location Youngstown, Ohio  
 Enrollment 13,497  
 Colors Red and White  
 Athletics Director Ron Strollo  
 Conference Horizon League  
 Arena Beeghly Center  
 Capacity 6,300  
 Press Row Phone (330) 941-2270

Head Coach Jerry Slocum  
 Alma Mater Kings N.Y. '75  
 School Record 30-59 (3 seasons)  
 Career Record 610-384 (33 seasons)  
 Office Phone (330) 941-3004  
 Assistants Michael Wernicki, Byron Thorne, Brian DePaoli

2007-08 Record 9-21  
 Conference Record 5-13  
 2008 Postseason None  
 Lettermen Returning/Lost 6/6  
 Starters Returning/Lost 3/2

Series History First Meeting  
 Last Meeting N/A

Basketball SID Jamie Hall  
 E-Mail [jehall@ysu.edu](mailto:jehall@ysu.edu)  
 Office (330) 941-1581  
 Fax (330) 941-3191





2007-08 REVIEW



THIS IS

# MARYLAND

BASKETBALL

## 2007-08 Review Notebook

- The Terrapins made their 15th consecutive postseason appearance by advancing to the second round of the 2008 MasterCard National Invitation Tournament. Maryland finished the season 19-15, marking the 12th straight season the Terps have won at least 19 games.
- Maryland went 8-8 in the ACC, marking the 15th season the Terrapins have won at least seven league games. It is the third longest streak of at least seven league wins in conference history.
- The Terrapins posted an 82-80 win at top-ranked North Carolina on January 19. Maryland is now tied for second in NCAA history with 10 wins over the No. 1 team in the nation. Coach Gary Williams ranks first among all active head coaches with seven career wins over top-ranked teams. Maryland now has 15 wins over top-10 teams in the last six years.
- Maryland was among the nation's best defensive teams. The Terps led the ACC and were fifth nationally in blocked shots (6.6 bpg). Maryland led the conference and was 20th in the nation in field goal percentage defense (.395).
- The Terrapins made at least one 3-point shot in each of the team's 34 games. Maryland has made at least one 3-point shot in 320 consecutive games.
- Head coach Gary Williams is the eighth-winningest active head coach in Division I men's basketball. Maryland's 70-65 victory over Boston College on February 6 gave Williams his 600th career win. Only seven other active head coaches in Division I have 600 career wins.
- The Terrapins blocked 222 shots, the third highest single-season total in school history.
- Maryland set a new school record for total home attendance, as 341,050 fans packed into Comcast Center this season to watch the Terrapins.
- Senior **James Gist** joined elite company as he became just one of five players in school history to record at least 1,000 points, 500 rebounds and 200 blocked shots. Gist finished his career with 1,414 points, 783 rebounds and 231 blocks.
- As a senior, Gist was named second team All-ACC and was named to the ACC All-Defensive team. He was second in the ACC in blocked shots (2.33 bpg) and was fourth in rebounding (7.9 rpg). Gist was third in the league in field goal percentage (.496) and was eighth in scoring (15.9 ppg). He was second in the league in defensive rebounds (6.1 rpg).
- **Greivis Vasquez** finished the year with 231 assists, the third-highest single-season output in school history. Vasquez led the league with 6.8 assists per game, while his 231 helpers was the second-highest output among sophomores at Maryland. He tied the school record with 15 assists against NC State. His 62 3-pointers were a school-best among sophomores at Maryland.
- A second-team All-ACC selection, Vasquez was fourth in the conference in scoring (17.0 ppg), 20th in rebounding (5.7 rpg), seventh in defensive rebounds (4.8 rpg), 10th in assist-to-turnover ratio (1.55) and second in the league in minutes played (37.0).
- **Eric Hayes** finished the season with 138 assists, the eighth-highest total for sophomores at Maryland. Hayes finished the season sixth in the ACC in assists per game (4.6 apg) and was fourth in assist-to-turnover ratio (1.89).

## Season Honors

### James Gist

- All-ACC Second Team
- Rivals.com All-ACC Second Team
- ACC-All Defensive Team

### Greivis Vasquez

- All-ACC Second Team
- Rivals.com All-ACC Second Team



## Starting Lineups

Fwd/Guard Games	Forward	Center	Guard	Guard	Record
Tucker	Neal	Osby	Vasquez	Hayes	1-0
W-North Florida					
Milbourne	Gist	Osby	Vasquez	Hayes	10-8
W-Hampton, W-Northeastern, L-UCLA, L-Missouri, W-Savannah State, W-at Charlotte, L-Duke, W-Virginia, W-at Georgia Tech, W-at Boston College, W-NC State, L-at Duke, W-Florida State, L-Virginia Tech, L-at Miami, W-at Wake Forest, L-at Virginia, L- vs. Boston College (ACC)					
Milbourne	Gist	Dupree	Vasquez	Hayes	3-4
W-Lehigh, W-Illinois, L-VCU, W-Morgan State, L-Boston College, L-Ohio, L-American					
Tucker	Gist	Osby	Vasquez	Hayes	1-0
W-Delaware					
Milbourne	Gist	Osby	Vasquez	Hayes	2-1
W-Holy Cross, L-at Virginia Tech, W-at North Carolina					
Milbourne	Gist	Dupree	Vasquez	Tucker	1-0
W-Wake Forest					
McAlpin	Gist	Osby	Vasquez	Hayes	0-1
L-Clemson					
Bowie	Gist	Osby	Vasquez	Hayes	1-1
W-at Minnesota, L-at Syracuse					



## 2007-08 Season Results

Overall: 19-15 • ACC: 8-8 • Home: 13-6 • Away: 6-5 • Neutral: 0-4

DATE	TIME	MD RANK	OPPONENT	OPP RANK	SCORE	ATTEND	HIGH POINTS	HIGH REBS	HIGH ASTS
11/11/07	8:00 p.m.	[rv/rv]	@ NORTH FLORIDA	--	W 79-50	17,950	Vasquez (18)	Osby (7) Vasquez (7) Tucker (7)	Hayes (8)
11/12/07	9:00 p.m.	[rv/rv]	@ HAMPTON	--	W 70-64	17,950	Vasquez (21)	Gist (12)	Hayes (4) Vasquez (4)
11/15/07	8:00 p.m.	[rv/rv]	NORTHEASTERN	--	W 74-72 (ot)	17,950	Gist (27)	Osby (13)	Vasquez (10)
11/19/07	7:00 p.m.	[rv/rv]	^ vs. UCLA	[T1/2]	L 59-71	18,022	Vasquez (19)	Vasquez (6)	Hayes (5)
11/20/07	7:45 p.m.	[rv/rv]	^ vs. Missouri	[rv/rv]	L 70-84	16,737	Vasquez (17)	Vasquez (8)	Hayes (6)
11/23/07	4:00 p.m.	[rv/rv]	LEHIGH	--	W 72-51	17,950	Vasquez (22)	Gist (8)	Hayes (7)
11/28/07	7:30 p.m.	--	# ILLINOIS	[rv/rv]	W 69-61	17,950	Hayes (18)	Gist (9)	Vasquez (10)
12/02/07	7:30 p.m.	--	\$ vs VCU	--	L 76-85	12,085	Vasquez (19)	Osby (10)	Hayes (7)
12/06/07	8:00 p.m.	--	MORGAN STATE	--	W 89-65	17,950	Hayes (19)	Osby (9)	Vasquez (11)
12/09/07	7:30 p.m.	--	* BOSTON COLLEGE	--	L 78-81	17,950	Gist (18)	Gist (11)	Hayes (7)
12/12/07	8:00 p.m.	--	OHIO UNIV.	--	L 55-61	17,950	Vasquez (13)	Gist (6)	Vasquez (8)
12/22/07	4:00 p.m.	--	AMERICAN	--	L 59-67	17,950	Vasquez (28)	Milbourne (5) Dupree (5) Vasquez (5)	Hayes (5)
12/28/07	6:00 p.m.	--	DELAWARE	--	W 76-46	17,950	Gist (18) Vasquez (18)	Gist (10)	Vasquez (8)
01/02/07	8:00 p.m.	--	SAVANNAH STATE	--	W 75-48	17,950	Gist (13) Osby (13) Vasquez (13)	Gist (6) Vasquez (6)	Hayes (6) Vasquez (6)
01/05/08	12:00 p.m.	--	at Charlotte	--	W 76-72	9,841	Gist (25)	Gist (10)	Hayes (6)
01/08/08	8:00 p.m.	--	HOLY CROSS	--	W 73-48	17,950	Gist (22)	Gist (9)	Vasquez (6)
01/12/08	2:00 p.m.	--	* at Virginia Tech	--	L 66-67	9,847	Gist (16)	Osby (12)	Tucker (6)
01/15/08	9:00 p.m.	--	* WAKE FOREST	--	W 71-64	17,950	Vasquez (22)	Osby (11)	Vasquez (8)
01/19/08	3:30 p.m.	--	* at North Carolina	[1/1]	W 82-80	21,033	Gist (22)	Gist (13)	Vasquez (11)
01/27/08	6:30 p.m.	[rv/-]	* DUKE	[3/4]	L 84-93	17,950	Gist (26)	Osby (15)	Hayes (9)
01/30/08	7:00 p.m.	--	* VIRGINIA	--	W 85-75	17,950	Vasquez (25)	Gist (9)	Hayes (9)
02/02/08	12:00 p.m.	--	* at Georgia Tech	--	W 88-86	9,191	Osby (18)	Osby (11)	Vasquez (9)
02/06/08	7:00 p.m.	--	* at Boston College	--	W 70-65	6,449	Vasquez (25)	Gist (7)	Vasquez (8)
02/09/08	8:00 p.m.	--	* NC STATE	--	W 84-70	17,950	Gist (30)	Gist (9) Vasquez (9)	Vasquez (15)
02/13/08	7:00 p.m.	[rv/rv]	* at Duke	[2/2]	L 65-77	9,314	Vasquez (25)	Gist (10)	Vasquez (7)
02/16/08	3:00 p.m.	[rv/rv]	* FLORIDA STATE	--	W 82-72	17,950	Vasquez (20)	Hayes (7)	Vasquez (8)
02/20/08	9:00 p.m.	--	* VIRGINIA TECH	--	L 65-69	17,950	Vasquez (25)	Gist (9) Vasquez (9)	Vasquez (5)
02/23/08	2:00 p.m.	--	* at Miami	--	L 63-78	6,058	Hayes (14)	Vasquez (8)	Vasquez (6)
02/28/08	8:00 p.m.	--	* at Wake Forest	--	W 74-70	13,686	Gist (31)	Gist (11)	Vasquez (8)
03/02/08	7:30 p.m.	--	* CLEMSON	[rv/rv]	L 70-73	17,950	Gist (15)	Gist (8) Vasquez (8)	Vasquez (7)
03/09/08	7:30 p.m.	--	* at Virginia	--	L 76-91	14,154	Vasquez (16)	Gist (8)	Vasquez (9)
03/13/08	9:30 p.m.	--	% vs. Boston College	--	L 68-71	20,035	Gist (19)	Osby (8)	Vasquez (9)
03/18/08	9:30 p.m.	--	! at Minnesota	--	W 68-58	3,882	Vasquez (16)	Gist (6) Osby (6) Vasquez (6)	Hayes (4)
03/20/08	7:00 p.m.	--	! at Syracuse	--	L 72-88	14,768	Gist (23)	Gist (11)	Vasquez (8)

\* - Atlantic Coast Conference Game

@ - O'Reilly Auto Parts CBE Classic (College Park, Md.)

^ - O'Reilly Auto Parts CBE Classic (Kansas City, Mo.)

# - Big Ten/ACC Challenge (College Park, Md.)


\$ - BB&T Classic (Washington, D.C.)

% - ACC Tournament (Charlotte, N.C.)

! - National Invitation Tournament







# MARYLAND

2002 NCAA CHAMPIONS  
2004 ACC CHAMPIONS

## Points-Rebounds-Assists (Blocks)

	1	2	4	5	10	15	21	22	23	24	32	33	35	50
	Milb'rne	Walker	Dupree	Hayes	McAlpin	Gist	Vasquez	Bowie	Pearman	Tucker	Burney	Gregory	Neal	Osby
Opponent	P-R-A	P-R-B	P-R-B	P-R-A	P-R-B	P-R-B	P-R-A	P-R-A	P-R-A	P-R-A	P-R-A	P-R-A	P-R-B	P-R-B
NO.FLORIDA	dnp	0-0-0	0-4-1	15-1-8	2-0-1	dnp	18-7-6	12-3-2	dnp	8-7-2	2-2-0	0-5-2	7-4-0	15-7-1
HAMPTON	8-4-1	0-1-0	2-2-0	7-4-4	dnp	16-12-1	21-5-4	2-2-1	dnp	6-0-0	0-2-0	0-1-0	4-2-0	6-5-2
N'EASTERN	5-7-1	0-2-2	0-1-0	11-3-1	0-0-0	27-5-1	9-6-10	3-1-0	dnp	3-0-2	inj	0-0-0	inj	16-13-6
vs. UCLA	6-5-0	0-0-1	4-3-1	6-3-5	dnp	7-3-1	19-6-4	4-5-3	dnp	0-1-0	dnp	0-1-0	inj	13-1-3
vs. Missouri	7-6-1	dnp	5-4-0	10-7-6	dnp	12-6-4	17-8-4	6-0-1	dnp	0-0-0	dnp	2-1-0	inj	11-5-0
LEHIGH	2-2-0	2-0-0	14-5-0	11-4-7	0-1-0	11-8-2	22-1-2	4-5-1	dnp	4-1-2	2-1-0	0-2-0	inj	inj
ILLINOIS	7-2-0	dnp	10-5-1	18-3-4	dnp	12-9-4	5-7-10	0-1-1	dnp	9-5-0	4-2-0	dnp	inj	4-4-1
vs. VCU	10-5-1	dnp	3-1-1	7-5-7	dnp	9-8-1	19-3-3	2-2-0	dnp	7-4-2	2-0-1	dnp	inj	17-10-2
MORGAN ST.	11-4-0	dnp	3-6-0	19-3-7	dnp	18-8-2	17-6-11	0-0-1	dnp	3-4-0	0-1-0	2-4-0	inj	16-9-4
BOSTON COLL.	11-6-0	dnp	3-2-0	13-7-7	dnp	18-11-5	11-5-6	0-0-0	dnp	8-5-2	dnp	2-0-0	inj	12-8-1
OHIO UNIV.	11-4-0	dnp	2-0-0	9-2-5	dnp	8-6-0	13-3-8	2-0-0	dnp	4-3-3	0-1-0	2-3-0	inj	4-3-3
AMERICAN	4-5-3	dnp	4-5-1	16-1-5	dnp	3-4-4	28-5-4	0-1-0	dnp	1-2-0	0-0-0	0-0-0	2-4-0	1-1-3
DELAWARE	10-2-1	0-3-0	4-3-0	4-7-3	2-2-0	18-10-5	18-6-8	2-5-1	0-0-0	2-1-0	2-2-0	0-1-0	dnp	14-7-1
SAVANNAH ST.	5-2-0	0-0-0	2-3-2	12-1-6	0-1-0	13-6-2	13-6-6	6-4-1	0-0-0	7-1-2	0-0-0	2-1-0	2-1-0	13-3-3
at Charlotte	2-3-1	0-2-1	0-1-0	7-0-6	dnp	25-10-2	24-3-5	0-0-0	dnp	2-3-3	dnp	dnp	6-2-0	10-5-1
HOLY CROSS	12-3-1	0-0-0	0-5-1	inj	2-2-1	22-9-5	17-6-6	4-1-2	dnp	10-4-4	dnp	2-0-0	0-0-0	4-4-1
at Virginia Tech	6-4-1	4-1-0	2-1-0	inj	0-0-1	16-7-3	10-7-3	12-3-3	dnp	2-1-6	dnp	dnp	0-0-0	14-12-2
WAKE FOREST	11-5-0	0-3-1	0-0-0	inj	0-1-0	10-8-4	22-6-8	10-8-2	dnp	2-1-1	dnp	0-0-0	0-0-0	16-11-4
at North Carolina	14-1-0	3-1-1	0-0-0	8-1-1	dnp	22-13-1	12-6-11	1-0-3	dnp	8-2-1	dnp	dnp	2-3-0	12-5-0
DUKE	7-0-0	0-1-0	dnp	8-5-9	dnp	26-5-0	15-4-7	2-1-1	dnp	4-3-3	dnp	dnp	2-1-0	20-15-1
VIRGINIA	13-4-3	0-0-0	0-0-0	15-3-9	dnp	17-9-2	25-3-3	0-1-0	dnp	0-0-0	dnp	dnp	4-3-1	11-6-3
at Georgia Tech	16-3-2	0-1-0	1-1-1	14-3-8	dnp	14-9-1	13-5-9	5-0-0	dnp	7-0-0	dnp	dnp	0-0-0	18-11-0
at Boston Coll.	3-4-2	0-0-0	0-0-0	5-2-5	dnp	23-7-1	25-6-8	0-1-1	dnp	2-1-1	dnp	dnp	3-1-0	9-5-5
NC STATE	11-3-1	dnp	0-1-0	14-2-2	dnp	30-9-3	13-9-15	0-0-0	dnp	5-2-0	dnp	dnp	0-0-0	11-8-4
at Duke	4-2-1	2-1-0	0-0-0	3-5-0	dnp	9-10-2	25-8-7	2-0-0	dnp	2-5-0	dnp	dnp	5-1-0	13-9-2
FLORIDA STATE	18-3-0	1-3-0	dnp	8-7-2	0-1-0	17-5-3	20-4-8	4-1-1	dnp	inj	dnp	dnp	0-0-0	14-5-4
VIRGINIA TECH	8-4-1	0-3-0	0-2-0	7-3-3	0-0-0	7-9-1	25-9-5	0-0-0	dnp	inj	dnp	dnp	0-1-0	18-4-3
at Miami	13-7-0	0-1-0	dnp	14-2-2	dnp	10-4-1	13-8-6	0-0-0	dnp	0-1-1	4-5-0	dnp	dnp	9-3-1
at Wake Forest	2-6-1	0-0-0	dnp	11-3-0	dnp	31-11-2	24-4-8	3-2-2	dnp	1-5-0	2-2-1	dnp	dnp	0-4-0
CLEMSON	4-3-0	0-0-0	dnp	12-5-3	0-1-1	15-8-3	13-8-7	12-1-0	dnp	0-3-1	6-3-2	dnp	2-3-0	6-3-1
at Virginia	12-2-0	dnp	dnp	3-1-1	dnp	6-8-1	16-4-9	15-3-1	dnp	3-1-4	4-4-0	dnp	3-1-0	14-5-0
vs. Boston Coll.	9-2-1	0-0-0	dnp	11-2-1	dnp	19-6-5	11-7-9	5-1-1	dnp	8-1-1	0-1-0	dnp	0-1-0	5-8-4
at Minnesota	5-2-0	0-1-0	6-5-0	2-5-4	dnp	11-6-3	16-6-3	7-3-2	dnp	5-4-2	2-1-0	dnp	0-2-0	14-6-0
at Syracuse	3-1-1	dnp	4-1-0	6-0-7	0-1-0	23-11-3	8-6-8	0-1-0	dnp	7-3-1	0-0-0	dnp	0-0-0	21-7-3

Bold Indicates Starters; \*ACC game; dnp=did not play/coach's decision; Inj=Injured

## Tracking the Terps 2007-08...

Opponent	Largest Lead	Largest Deficit	Lead Changes	Best Run	Opp. Run	Pts off TO (Md-Opp)	Pts Paint (Md-Opp)	2nd Chance (Md-Opp)	Fast Break Pts. (Md-Opp)	Bench Pts. (Md-Opp)
NORTH FLORIDA	31	3	2	12-0	6-0	31-14	36-14	17-9	10-4	16-18
HAMPTON	14	1	2	9-0	7-0	15-20	26-24	22-14	8-14	12-15
NORTHEASTERN	9	6	4	7-0	9-0	14-19	28-32	13-13	13-12	6-10
vs. UCLA	0	20	0	6-0	7-0	10-21	32-30	10-11	8-13	8-8
vs. Missouri	2	14	2	6-0	10-0	6-28	42-46	11-8	12-4	13-21
LEHIGH	23	1	2	15-0	5-0	21-9	38-18	23-13	16-7	12-8
ILLINOIS	8	3	15	8-0	5-0	8-6	36-16	8-15	11-9	17-21
vs. VCU	4	10	16	5-0	7-0	13-16	32-28	13-6	6-8	28-21
MORGAN STATE	24	2	2	12-0	9-0	14-16	40-26	16-18	11-4	21-13
BOSTON COLLEGE	6	10	7	9-0	9-0	15-9	42-30	17-10	12-9	22-29
OHIO UNIV.	0	17	0	9-0	8-0	12-16	30-36	2-14	10-7	12-5
AMERICAN	6	12	5	6-0	8-0	12-24	14-22	10-7	0-2	4-20
DELAWARE	30	3	1	13-0	4-0	15-10	42-14	16-9	14-4	20-10
SAVANNAH STATE	36	3	1	15-0	13-0	33-11	40-12	17-10	10-0	19-15
at Charlotte	21	4	3	12-0	8-0	21-15	28-26	6-16	16-19	8-25
HOLY CROSS	27	5	1	20-0	5-0	17-16	32-26	15-10	10-0	8-20
at Virginia Tech	6	10	6	13-0	11-0	20-11	32-22	6-17	14-9	18-9
WAKE FOREST	13	9	1	11-0	7-0	12-13	38-40	4-13	4-8	26-7
at North Carolina	11	4	12	8-0	9-0	11-10	n/a	13-27	n/a	14-21
DUKE	9	9	9	10-0	6-0	12-29	48-38	12-16	8-9	8-18
VIRGINIA	17	0	0	9-0	7-0	16-11	36-34	13-13	0-6	4-11
at Georgia Tech	12	0	0	9-0	9-0	15-25	48-40	14-14	6-16	13-47
at Boston College	10	3	10	10-0	8-0	10-14	26-16	9-11	6-0	5-11
NC STATE	15	9	1	12-0	7-0	10-12	42-28	11-4	11-7	5-18
at Duke	2	16	1	10-0	8-0	9-31	32-18	3-3	10-8	15-11
FLORIDA STATE	8	12	16	7-0	9-0	17-19	24-30	12-14	7-13	5-5
VIRGINIA TECH	14	7	3	9-0	11-0	24-17	42-26	4-16	9-9	0-12
at Miami	1	17	4	8-0	10-0	5-17	22-30	9-12	0-11	4-18
at Wake Forest	11	2	3	8-0	8-0	12-16	24-40	9-19	6-2	6-15
CLEMSON	20	5	3	13-0	11-0	18-19	44-40	16-13	10-4	24-23
at Virginia	5	15	11	9-0	8-0	10-20	44-44	10-17	4-6	25-47
vs. Boston College	15	10	4	13-0	13-0	13-19	40-42	8-17	21-15	13-32
at Minnesota	11	6	4	8-0	5-0	10-14	n/a	13-14	n/a	18-31
at Syracuse	8	16	9	6-0	12-0	15-24	42-46	17-19	8-18	14-8



## 2007-08 Superlatives

### Maryland Game Highs

Points Scored	89	Morgan State (12/6)
First-Half Points	51	Duke (1/27)
Second-Half Points	56	Boston College (12/9)
Point Differential	+30 (76-46)	Delaware (12/28)
Field Goals Made	33	(3x) last vs. Virginia (3/9)
Field Goals Attempted	73	Boston College (12/9)
Field Goal Percentage	.569 (33-58)	NC State (2/9)
3-Pointers Made	10	(2x) last vs. Florida State (2/16)
3-Pointers Attempted	24	(2x) last vs. Virginia (1/31)
3-Point FG Percentage	.600 (9-15)	Morgan State (12/6)
Free Throws Made	31	Northeastern (11/15)
Free Throws Attempted	46	Northeastern (11/15)
Free Throw Percentage	.913 (21-23)	vs. Missouri (11/20)
Rebounds	57	Delaware (12/28)
Offensive Rebounds	22	Delaware (12/28)
Defensive Rebounds	37	Wake Forest (1/15)
Rebound Margin	+32 (57-25)	Delaware (12/28)
Assists	24	Duke (1/27)
Turnovers	24	at Georgia Tech (2/2)
Blocks	12	(2x) last vs. Holy Cross (1/8)
Steals	12	Savannah State (1/2)
Fouls	25	Boston College (12/9)

### Opponent Game Highs

Points Scored	93	Duke (1/27)
First-Half Points	43	vs. Missouri (11/20)
Second Half Points	56	Boston College (12/9)
Point Differential	+16 (88-72)	at Syracuse (3/20)
Field Goals Made	34	(2x) last at Syracuse (3/20)
Field Goals Attempted	77	Northeastern (11/15)
Field Goal Percentage	.500 (34-68)	(2x) last at Syracuse (3/20)
3-Pointers Made	12	at Duke (2/13)
3-Pointers Attempted	30	(2x) last at Minnesota (3/18)
3-Point FG Percentage	.529 (9-17)	NC State (2/9)
Free Throws Made	31	Boston College (12/9)
Free Throws Attempted	41	Boston College (12/9)
Free Throw Percentage	1.000 (10-10)	Florida State (2/16)
Rebounds	44	vs. UCLA (11/19)
Offensive Rebounds	24	Holy Cross (1/8)
Defensive Rebounds	30	Miami (1/10)
Rebound Margin	+15 (44-29)	vs. UCLA (11/19)
Assists	21	at Syracuse (3/20)
Turnovers	24	(2x) last vs. Holy Cross (1/8)
Blocks	15	Boston College (12/9)
Steals	18	Hampton (11/12)
Fouls	31	Northeastern (11/15)

### Maryland Game Lows

Points Scored	55	Ohio (12/12)
First-Half Points	18	vs. UCLA (11/19)
Second-Half Points	27	at Miami (2/23)
Point Differential	-16 (72-88)	at Syracuse (3/20)
Field Goals Made	19	(2x) last vs. American (12/10)
Field Goals Attempted	47	(2x) last vs. Florida State (2/16)
Field Goal Percentage	.358 (19-53)	American (12/22)
3-Pointers Made	1	(2x) last vs. Missouri (11/20)
3-Pointers Attempted	9	Savannah State (1/2)
3-Point FG Percentage	.067 (1-15)	vs. Missouri (11/20)
Free Throws Made	2	Ohio (12/12)
Free Throws Attempted	6	Ohio (12/12)
Free Throw Percentage	.333 (2-6)	Ohio (12/12)
Rebounds	27	Ohio (12/12)
Offensive Rebounds	6	NC State (2/9)
Defensive Rebounds	17	Ohio (12/12)
Rebound Margin	-15 (29-44)	vs. UCLA (11/19)
Assists	11	at Duke (2/13)
Turnovers	9	Virginia (1/31)
Blocks	1	at Virginia (3/9)
Steals	2	(3x) last at Miami (2/23)
Fouls	10	Illinois (11/28)

### Opponent Game Lows

Points Scored	46	Delaware (12/28)
First-Half Points	19	(2x) last vs. Holy Cross (1/8)
Second Half Points	20	Lehigh (11/23)
Point Differential	-30 (46-76)	Delaware (12/28)
Field Goals Made	15	Savannah State (1/2)
Field Goals Attempted	46	Savannah State (1/2)
Field Goal Percentage	.271 (16-59)	Holy Cross (1/8)
3-Pointers Made	2	Holy Cross (1/8)
3-Pointers Attempted	11	(2x) last vs. Savannah St. (1/2)
3-Point FG Percentage	.154 (2-13)	Holy Cross (1/8)
Free Throws Made	4	Illinois (11/28)
Free Throws Attempted	8	NC State (2/9)
Free Throw Percentage	.444 (4-9)	Illinois (11/28)
Rebounds	25	Delaware (12/28)
Offensive Rebounds	5	NC State (2/9)
Defensive Rebounds	14	(2x) last vs. Delaware (12/28)
Rebound Margin	-32 (25-57)	Delaware (12/28)
Assists	5	Hampton (11/12)
Turnovers	9	NC State (2/9)
Blocks	0	Virginia (1/31)
Steals	2	Boston College (12/9)
Fouls	9	at Virginia (3/9)

### Individual Game-highs

#### Maryland

Points	31	James Gist at Wake Forest (2/28)
Field Goals Made	13	James Gist vs. NC State (2/9)
Field Goal Attempts	22	Greivis Vasquez at Duke (2/13)
	22	Greivis Vasquez vs. Virginia Tech (2/20)
Field Goal % <sup>(MS-5)</sup>	1.000	Adrian Bowie (6-6) vs. Clemson (3/2)
3-pt FG Made	6	Greivis Vasquez vs. American (12/23)
3-pt FG Attempted	11	Greivis Vasquez vs. Virginia (1/31)
3-pt FG % <sup>(MS-3)</sup>	.833	Greivis Vasquez vs. Holy Cross (1/8)
Free Throws Made	14	Bambale Osby vs. Northeastern (11/15)
Free Throw Attempts	20	Bambale Osby vs. Northeastern (11/15)
Free Throw % <sup>(MS-7)</sup>	1.000	Greivis Vasquez vs. Florida State (2/16)
Rebounds	15	Bambale Osby vs. Duke (1/27)
Assists	15	Greivis Vasquez vs. NC State (2/9)
Turnovers	8	Greivis Vasquez vs. Florida State (2/16)
Blocked Shots	6	Bambale Osby vs. Northeastern (11/15)
Steals	4	Greivis Vasquez at Georgia Tech (2/2)
Minutes Played	43	Greivis Vasquez vs. Northeastern (11/15)

### Opponent

Points	30	Jamal Shuler, VCU (12/2)
Field Goals Made	10	Kyle Singler, Duke (2/13)
Field Goal Attempts	21	Matt Janjning, Northeastern (11/15)
Field Goal % <sup>(MS-5)</sup>	1.000	John Oates (8-8), Boston College (2/6)
3-pt FG Made	6	Jamal Shuler, VCU (12/2)
	6	Kyle Singler, Duke (2/13)
3-pt FG Attempted	12	Leemire Goldwire, Charlotte (1/5)
3-pt FG % <sup>(MS-3)</sup>	1.000	John Oates (5-5), Boston College (2/6)
Free Throws Made	11	Tyrese Rice, Boston College (12/9)
Free Throw Attempts	13	James Johnson, Wake Forest (2/28)
Free Throw % <sup>(MS-7)</sup>	1.000	Sean Singletary (9-9), Virginia (3/9)
Rebounds	16	Kevin Love, UCLA (11/19)
Assists	9	Maurice Miller, Georgia Tech (2/2)
Turnovers	6	Rashad West, Hampton (11/12)
Blocked Shots	11	Tyrelle Blair, Boston College (12/9)
Steals	7	Chaiison Allen, Northeastern (11/15)
Minutes Played	43	Matt Janjning, Northeastern (11/15)



## Miscellaneous Statistics

### Individual Performances

#### Points

31	James Gist at Wake Forest	2/28
30	James Gist vs. NC State	2/9
28	Greivis Vasquez vs. American	12/22
26	James Gist vs. Duke	1/27
27	James Gist vs. Northeastern	11/15
25	James Gist at Charlotte	1/5
25	Greivis Vasquez vs. Virginia Tech	2/20
25	Greivis Vasquez at Duke	2/13
25	Greivis Vasquez at Boston College	2/06
25	Greivis Vasquez vs. Virginia	1/31
24	Greivis Vasquez at Wake Forest	2/28
24	Greivis Vasquez at Charlotte	1/5
23	James Gist at Syracuse	3/20
23	James Gist at Boston College	2/06
22	James Gist at North Carolina	1/19
22	James Gist vs. Holy Cross	1/8
22	Greivis Vasquez vs. Wake Forest	1/15
22	Greivis Vasquez vs. Lehigh	11/23
21	Bambale Osby at Syracuse	3/20
21	Greivis Vasquez vs. Hampton	11/12
20	Bambale Osby vs. Duke	1/27
20	Greivis Vasquez vs. Florida State	2/16

#### Rebounds

15	Bambale Osby vs. Duke	1/27
13	James Gist at North Carolina	1/19
13	Bambale Osby vs. Northeastern	11/15
12	James Gist vs. Hampton	11/12
12	Bambale Osby at Virginia Tech	1/12
11	James Gist at Syracuse	3/20
11	James Gist at Wake Forest	2/28
11	James Gist vs. Boston College	12/9
11	Bambale Osby at Georgia Tech	2/2
11	Bambale Osby vs. Wake Forest	1/15
10	James Gist at Duke	2/13
10	James Gist at Charlotte	1/5
10	James Gist vs. Delaware	12/28
10	Bambale Osby vs. VCU	12/2

#### Assists

15	Greivis Vasquez vs. NC State	2/09
11	Greivis Vasquez at North Carolina	1/19
11	Greivis Vasquez vs. Morgan State	12/6
10	Greivis Vasquez vs. Illinois	11/28
10	Greivis Vasquez vs. Northeastern	11/15
9	Eric Hayes vs. Virginia	1/31
9	Eric Hayes vs. Duke	1/27
9	Greivis Vasquez vs. Boston College	3/13
9	Greivis Vasquez at Virginia	3/9
9	Greivis Vasquez at Georgia Tech	2/2

#### Blocks

6	Bambale Osby vs. Northeastern	11/15
5	James Gist vs. Boston College	3/13
5	James Gist vs. Holy Cross	1/8
5	James Gist vs. Delaware	12/28
5	James Gist vs. Boston College	12/9
5	Bambale Osby at Boston College	2/6

#### Steals

4	James Gist vs. Boston College	3/13
4	James Gist vs. Northeastern	11/15
4	Eric Hayes at Charlotte	1/5
4	Eric Hayes vs. Illinois	11/28
4	Cliff Tucker vs. Holy Cross	1/8
4	Cliff Tucker vs. Savannah State	1/2
4	Greivis Vasquez at Georgia Tech	2/2

### Terrapin Tendencies

Maryland's Record	Overall	ACC
Overall Record	19-15	8-8
Home	13-6	4-4
Road	6-5	4-4
Neutral	0-4	

Leading at the half	16-6	6-5
Trailing at the half	2-8	2-3
Tied at the half	1-1	1-0
Leading with 5:00 to play	18-2	8-2
Trailing with 5:00 to play	1-12	0-5
Tied with 5:00 to play	0-1	0-1

In single overtime	1-0	0-0
In double overtime	0-0	0-0

Shooting 50% or better	9-2	5-1
Shooting 40% to 49%	9-10	3-6
Shooting below 40%	1-3	0-1

Opponent shooting 50% or better	0-2	0-1
Opponent shooting 40% to 49%	6-9	5-5
Opponent shooting below 40%	13-4	3-2

Higher FG% than opponent	18-8	8-6
Lower FG% than opponent	1-7	0-2
FG% is even	0-0	0-0

More field goal attempts	3-6	0-4
Fewer field goal attempts	15-9	8-4
Field goal attempts are even	1-0	0-0

Maryland's Record	Overall	ACC
Making more free throws	16-3	6-1
Making fewer free throws	3-11	2-6
Free throws are even	0-1	0-1

Outrebounding opponent	10-7	4-5
Outrebounded by opponent	7-8	3-3
Rebounding is even	2-0	1-0

More turnovers than opponent	12-13	5-7
Fewer turnovers than opponent	5-2	2-1
Turnovers are even	2-0	1-0

More fouls than opponent	0-11	0-6
Fewer fouls than opponent	17-3	7-2
Fouls are even	2-1	1-0

Zero Maryland players foul out	15-5	6-3
1+ Maryland players foul out	4-10	2-5

Scoring more bench points	4-5	1-2
Scoring fewer bench points	13-9	6-6
Bench scoring is even	1-1	1-0

Games decided by 3 or less	3-4	2-3
Games decided by 4 to 8	6-3	3-1
Games decided by 9 to 12	3-4	2-2
Games decided by 13 to 19	1-4	1-2
Games decided by 20 or more	6-0	0-0

Maryland's Record	Overall	ACC
vs. Top-10 opponent	1-3	1-2
vs. Top-25 opponent	1-3	1-2
vs. Unranked opponent	18-12	7-6
vs. Team with winning record	14-12	8-7
vs. Team with .500 record	2-2	0-1
vs. Team with losing record	3-1	0-0

Player scores 30+ points	2-0	2-0
Player scores 20+ points	12-5	7-3
Terps score under 60 points	0-3	0-0
Terps score 60-69 points	2-5	0-5
Terps score 70-79 points	11-6	3-3
Terps score 80-89 points	2-4	2-1
Terps score 90-99 points	0-2	0-1
Terps score over 100 points	0-0	0-0

Opp. player scores 30+ points	0-1	0-0
Opp. player scores 20+ points	7-8	4-4
Opponents score under 60 points	6-0	0-0
Opponents score 60-69 points	5-4	2-2
Opponents score 70-79 points	6-5	4-4
Opponents score 80-89 points	2-4	2-1
Opponents score 90-99 points	0-2	0-1
Opponents score over 100 points	0-0	0-0

In November	5-2	0-0
In December	2-4	0-1
In January	6-2	3-2
In February	5-3	5-3
In March	1-4	0-2

Day games	5-3	3-2
Night games	14-12	5-6

### Maryland's Largest ... Lead

Overall: 36 (63-27 at 10:55 left-2H vs. Savannah State, 1/2)
ACC: -- 20 (59-39 at 11:21 left-2H vs. Clemson, 3/2)

### Deficit

Overall: 20 (23-43 at 16:29 left-2H vs. UCLA, 11/19)
ACC: -- 17 (61-78 at 0:30 left-2H at Miami, 2/23)

### Margin of Victory

Overall: 30 (70-46 vs. Delaware, 12/28)
ACC: -- 14 (84-70 vs. NC State, 2/9)

### Margin of Defeat

Overall: 16 (12-88 at Syracuse, 3/20)
ACC: -- 15 (2x, 76-91 at Virginia, 3/9)

### Halftime Lead

Overall: 21 (40-19 vs. Savannah State, 1/2)
ACC: -- 12 (37-25 vs. Clemson, 3/2)

### Halftime Deficit

Overall: 11 (23-34 vs. Ohio, 12/12)
ACC: -- 11 (30-41 at Duke, 2/13)

### Home Crowd

Overall: 17,950 (sellout, 19x, last vs. Clemson, 3/2)
ACC: -- 17,950 (sellout, 8x, last vs. Clemson, 3/2)

### Road Crowd

Overall: 21,033 (at North Carolina, 1/19)
ACC: -- 21,033 (at North Carolina, 1/19)

### Neutral Crowd

Overall: 20,035 (vs. Boston College, ACC Tournament, 3/13)
------------------------------------------------------------

















# MARYLAND

2002 NCAA CHAMPIONS  
2004 ACC CHAMPIONS

## MARYLAND GEORGIA TECH

Feb. 2, 2008 • Atlanta, Ga.  
Alexander Memorial Coliseum

Game #22  
**88**  
**86**

ATLANTA - Bambale Osby scored 18 points, including two key free throws with 16.9 seconds left and Landon Milbourne added 16 points to lead five Maryland players in double figures and the Terrapins beat Georgia Tech Saturday in an Atlantic Coast Conference game, ending the Yellow Jackets' three-game winning streak.

Maryland (14-8, 4-3 ACC), winning its fourth in five games and eighth of 10, also got 14 points from James Gist and Eric Hayes and Greivis Vasquez added 13.

Georgia Tech (10-10, 3-4) got within 85-82 on six straight points by Peacock with 1:05 left, then got the ball back when the Yellow Jackets' Alade Aminu blocked a layup by Vasquez with 35 seconds remaining.

Anthony Morrow badly missed a 3-point attempt to tie it with 19 seconds left and Osby made a pair of free throws - his only points of the second half - for an 87-82 lead with 16.9 seconds left.

Tech had another slim chance when Jeremis Smith scored a basket to get within 87-84 with 8.7 seconds left and Vasquez missed two free throws with 7.7 seconds left.

Tech's Causey was fouled with 2.5 seconds left and made the first to make it 87-85. He tried to miss the second on purpose but it hit the backboard and went in to make it 87-86. Vasquez was fouled and made one of two with a second left for the final of 88-86.

The Yellow Jackets fell behind by 12 again at the start of the second half as Gist scored five straight points for a 53-41 lead. But Tech managed to get back in it and trailed by only 65-63 with 12:11 left on a basket by Causey and never got closer than six until the final minute.

Terps	min	FG	3-FG	FT	R	F	A	TO	B	S	TP
Milbourne	32	6-9	2-2	2-2	3	2	2	2	2	0	16
Gist	32	6-12	0-1	2-3	9	4	2	1	1	1	14
Osby	30	5-8	0-0	8-9	11	5	1	5	0	0	18
Hayes	36	6-9	2-4	0-1	3	1	8	3	2	0	14
Vasquez	37	5-15	0-5	3-6	5	1	9	8	0	4	13
Walker	5	0-0	0-0	0-0	1	3	0	1	0	0	0
Dupree	7	0-1	0-0	1-2	1	1	0	1	1	0	1
Bowie	5	2-2	1-1	0-0	0	0	0	0	0	0	5
Tucker	9	3-3	0-0	1-2	0	0	0	1	0	2	7
Neal	7	0-0	0-0	0-0	0	2	0	2	0	1	0
Team											6
Totals	200	33-59	5-13	17-25	39	19	22	24	6	8	88

	Field Goal	3-Point FG	Free Throw
1st Half	18-28 64.3	2-6 33.3	12-15 80.0
2nd Half	15-31 48.4	3-7 42.9	5-10 50.0
Game	33-59 55.9	5-13 38.5	17-25 68.0

Jackets	min	FG	3-FG	FT	R	F	A	TO	B	S	TP
Lawal	16	3-3	0-0	3-6	4	5	0	5	2	0	9
Smith	24	1-3	0-0	1-3	7	3	0	2	0	1	3
Milner	18	3-7	0-2	1-4	4	2	9	1	0	1	6
Bell	32	5-10	0-2	1-1	5	3	2	0	0	4	11
Morrow	21	4-10	2-5	0-0	3	2	0	1	1	1	10
Clinch	20	4-9	0-3	0-0	0	1	0	2	0	1	8
Causey	22	4-12	2-7	2-2	0	3	4	2	0	2	12
Storrs	7	0-1	0-0	0-0	1	0	1	1	0	0	0
Peacock	20	6-12	1-3	5-5	5	2	2	1	0	2	18
Aminu	20	4-5	0-0	1-1	4	0	1	1	3	1	9
Team											3
Totals	200	34-72	5-22	13-19	36	21	19	16	6	13	86

	Field Goal	3-Point FG	Free Throw
1st Half	18-39 46.2	3-12 25.0	2-4 50.0
2nd Half	16-33 48.5	2-10 20.0	11-15 73.3
Game	34-72 47.2	5-22 22.7	13-19 68.4

Officials: Gary Maxwell, Mike Wood, Brian Dorsey  
Technical: None  
Attendance: 9,191

Score By Periods	1st	2nd	Final
MARYLAND	50	38	88
Georgia Tech	41	45	86

## MARYLAND BOSTON COLLEGE

Feb. 6, 2008 • Chestnut Hill, Mass.  
Conte Forum

Game #23  
**70**  
**65**

BOSTON (AP) - Greivis Vasquez scored eight of his 25 points during a key second-half run to help Maryland beat Boston College Wednesday night, giving coach Gary Williams his 600th career victory.

It was the fifth win in six games for the surging Terrapins (15-8 overall, 5-3 Atlantic Coast Conference).

James Gist, the only other Terrapins' player in double figures, had 23 points.

Williams, in his 30th season overall and his 19th at Maryland, improved to 600-336. He is the Terrapins' all-time winningest coach, and eighth among active coaches.

John Oates went 5-for-5 from behind the 3-point line and scored a career-high 21 points for the Eagles (12-9, 3-5). BC has lost five straight.

The Eagles moved ahead for the first time since the game's opening minute, 39-36, on Tyrelle Blair's 3-point play 1:11 into the second half. The teams then traded leads seven times over the ensuing six minutes before Bambale Osby's put-back triggered Maryland's 10-0 run.

BC made a late charge, closing it to 66-65 on Tyrese Rice's 3-pointer with 1:38 to play, but Eric Hayes answered with his own 3-pointer just 29 seconds later. Gist hit one free throw in the closing seconds.

The Terrapins led 36-34 at halftime. BC relied on some effective long-range shooting to stay close in the first half. The Eagles hit 8 of their first 12 from 3-point range, with Oates going 5-for-5.

Terps	min	FG	3-FG	FT	R	F	A	TO	B	S	TP
Milbourne	31	1-2	1-1	0-0	4	2	2	0	0	1	3
Gist	32	9-11	2-4	3-4	7	3	1	3	1	0	23
Osby	29	4-10	0-0	1-2	5	4	0	0	5	0	9
Hayes	36	2-4	1-3	0-0	2	0	5	3	1	2	5
Vasquez	38	9-14	4-7	3-5	6	0	8	3	0	2	25
Walker	3	0-2	0-1	0-0	0	1	0	0	0	0	0
Dupree	4	0-1	0-0	0-0	0	0	0	1	0	0	0
Bowie	5	0-0	0-0	0-0	1	0	1	0	0	1	0
Tucker	10	1-4	0-0	0-0	1	1	1	0	0	0	2
Neal	12	1-4	1-3	0-0	1	2	0	0	0	0	3
Team											1
Totals	200	27-52	9-19	7-11	28	13	18	10	7	6	70

	Field Goal	3-Point FG	Free Throw
1st Half	13-29 44.8	6-11 54.5	4-4 1.00
2nd Half	14-23 60.9	3-8 37.5	3-7 42.9
Game	27-52 51.9	9-19 47.4	7-11 63.6

Eagles	min	FG	3-FG	FT	R	F	A	TO	B	S	TP
Sanders	34	3-11	2-7	1-2	2	2	2	4	0	0	9
Oates	37	8-8	5-5	0-0	4	2	1	3	3	3	21
Blair	22	3-7	0-0	1-1	4	2	0	0	1	1	7
Rice	35	5-10	3-6	0-0	4	4	7	1	0	2	13
Pans	28	1-8	0-4	2-2	2	1	5	4	0	0	4
Raji	14	1-4	0-0	1-2	4	3	0	0	0	0	3
Roche	8	0-0	0-0	0-0	1	0	0	0	0	0	0
Southern	22	2-7	0-0	4-5	7	0	1	0	2	0	8
Team											5
Totals	200	23-55	10-22	9-12	33	14	16	12	6	6	65

	Field Goal	3-Point FG	Free Throw
1st Half	12-28 42.9	8-14 57.1	2-2 1.00
2nd Half	11-27 40.7	2-8 25.0	7-10 70.0
Game	23-55 41.8	10-22 45.5	9-12 75.0

Officials: Karl Hess, Ted Valentine, Roger Ayers  
Technical: None  
Attendance: 6,449

Score By Periods	1st	2nd	Final
MARYLAND	36	34	70
Boston College	34	31	65



Bambale Osby









# MARYLAND

2002 NCAA CHAMPIONS  
2004 ACC CHAMPIONS

## MARYLAND MINNESOTA

March 18, 2008 • Minneapolis, Minn.  
NIT First Round • Williams Arena

Game #33  
**68**  
**58**

MINNEAPOLIS -- Greivis Vasquez had 16 points and six rebounds in a victory over Minnesota on Tuesday night in the first round of the NIT.

Bambale Osby added 14 points and six boards for the fifth-seeded Terrapins (19-14), who advance to play top-seeded Syracuse at the Carrier Dome in the second round.

Damian Johnson had 14 points and 12 rebounds for fourth-seeded Minnesota (20-14).

Johnson also had four blocks and Lawrence Westbrook added 11 points, but the Gophers were out-muscled in the paint and out-hustled in transition in the final game of Tubby Smith's first season as coach here.

Maryland really got rolling during a six-minute span bridging the first and second halves. Maryland went on an 18-4 run, opening the second half with two soaring alley-oops to James Gist to take a 45-34 lead.

Blake Hofferbar, the clutch lefty who downed Indiana in the Big Ten tournament quarterfinals with his buzzer-beating turnaround, hit a 3-pointer with 4.19 to play that cut Maryland's lead to 58-53.

Gist, who finished with 11 points, came back with a big 3-pointer and Osby added a dunk to put the game out of reach.

Terps	min	FG	3-FG	FT	R	F	A	TO	B	S	TP
Gist	33	4-13	1-3	2-2	6	2	1	2	3	1	11
Osby	26	3-7	0-0	8-11	6	3	1	4	0	0	14
Hayes	31	1-4	0-2	0-0	5	1	4	1	0	1	2
Vasquez	39	6-14	2-8	2-2	6	0	3	3	0	0	16
Bowie	20	2-5	0-1	3-4	3	1	2	2	0	2	7
Milbourne	13	1-2	0-0	3-4	2	1	0	2	0	1	5
Walker	2	0-0	0-0	0-0	1	0	0	0	0	0	0
Dupree	14	1-2	0-0	4-4	5	2	0	1	0	0	6
Tucker	17	2-4	0-0	1-2	4	2	2	1	0	1	5
Burney	2	1-1	0-0	0-0	1	0	0	0	0	0	2
Neal	3	0-1	0-0	0-0	2	0	0	0	0	0	0
Team					6						
Totals	200	21-53	3-14	23-31	47	12	13	16	3	6	68

	Field Goal	3-Point FG	Free Throw
1st Half	10-29 .345	1-9 .111	12-16 .750
2nd Half	11-24 .458	2-5 .400	11-15 .733
Game	21-53 .396	3-14 .214	23-31 .742

Gophers	min	FG	3-FG	FT	R	F	A	TO	B	S	TP
Coleman	16	0-4	0-1	0-0	4	5	0	2	1	1	0
Williams	9	1-3	0-0	0-0	2	3	0	0	1	0	2
Nolen	27	1-5	1-5	0-0	1	1	2	2	0	4	3
Westbrook	31	4-12	1-2	2-3	1	3	1	4	0	0	11
Hofferbar	26	3-10	3-8	2-2	6	0	2	0	0	0	11
McKenzie	3	0-0	0-0	0-0	1	1	0	1	0	0	0
Payton	5	0-0	0-0	0-0	0	0	1	2	0	0	0
Busch	10	0-4	0-3	0-0	1	2	1	0	0	1	0
Abu-Salma	24	4-10	3-7	0-0	5	3	0	1	1	0	11
Johnson	35	6-11	0-4	2-2	12	2	4	1	4	4	14
Tollackson	14	2-8	0-0	2-2	3	3	1	1	0	0	6
Team					2						
Totals	200	21-67	8-30	8-9	38	23	12	14	7	10	58

	Field Goal	3-Point FG	Free Throw
1st Half	12-36 .333	4-16 .250	4-5 .800
2nd Half	9-31 .290	4-14 .286	4-4 1.000
Game	21-67 .313	8-30 .267	8-9 .889

Officials: Mike Kitts, John Higgins, Gary Prager  
Technicals: None  
Attendance: 3,882

Score By Periods	1st	2nd	Final
MARYLAND	33	35	68 (19-14)
Minnesota	32	26	58 (20-14)

## MARYLAND SYRACUSE

March 20, 2008 • Syracuse, N.Y.  
NIT Second Round • Carrier Dome

Game #34  
**72**  
**88**

SYRACUSE, N.Y. - Jonny Flynn had 23 points to lead four Syracuse starters in double figures as the Orange advanced to the quarterfinals of the NIT with a victory over Maryland Thursday night.

Anize Onuaku added 14 points and 14 rebounds for Syracuse (21-13). Paul Harris added 19 points and Donte Greene tossed in 16.

Top-seeded Syracuse used a 15-5 spurt late in the second half to pull away from Maryland (19-15), which got 23 points and 11 rebounds from James Gist before he fouled out in the final minute and a career-high 21 from Bambale Osby.

The Terps, a fifth seed, pulled ahead of the Orange to start the second half on three consecutive baskets by Osby. When Osby converted a 3-point play with 13:26 to go he gave Maryland a 54-53 lead.

But Syracuse regained the lead for good with its spurt, taking a 68-59 lead on Flynn's basket with 8:52 to play.

Syracuse took a 40-38 halftime lead, withstanding an 18-point first half by Gist and Maryland's 60 percent shooting from the field. At one point, Gist scored 12 straight points for the Terps, who led by as many as eight points in the first half.

But Syracuse outscored Maryland 12-0 over a 2-1/2 minute span late in the half to seize the lead and build its own eight-point cushion. Back-to-back 3s by Greene and Flynn gave the Orange their first lead of the night, 32-30, with 4:42 to play.

Terps	min	FG	3-FG	FT	R	F	A	TO	B	S	TP
Bowie	18	0-0	0-0	0-0	1	1	0	0	0	1	0
Gist	37	10-15	1-3	2-6	11	5	3	6	3	1	23
Osby	29	8-10	0-0	5-7	7	1	1	3	3	1	21
Hayes	30	2-8	2-7	0-0	0	2	7	3	0	1	6
Vasquez	38	2-10	2-6	2-2	6	4	8	2	2	1	8
Milbourne	17	1-4	1-1	0-0	1	0	1	1	1	1	3
Dupree	11	2-4	0-0	0-0	1	3	0	2	0	0	4
McAlpin	3	0-2	0-1	0-0	1	0	0	0	0	0	0
Tucker	14	3-5	0-1	1-4	3	0	1	1	0	0	7
Burney	2	0-0	0-0	0-0	0	1	0	0	0	0	0
Neal	1	0-0	0-0	0-0	0	0	0	0	0	0	0
Team					1						
Totals	200	28-58	6-19	10-19	32	17	21	18	9	6	72

	Field Goal	3-Point FG	Free Throw
1st Half	16-27 .593	3-7 .429	3-6 .500
2nd Half	12-31 .387	3-12 .250	7-13 .538
Game	28-58 .483	6-19 .316	10-19 .526

Orange	min	FG	3-FG	FT	R	F	A	TO	B	S	TP
Greene	38	7-16	2-5	0-0	4	3	4	1	0	5	16
Ongenaet	25	4-6	0-1	0-0	4	4	0	3	1	2	8
Onuaku	31	7-12	0-0	0-2	14	4	1	1	0	2	14
Flynn	34	8-11	3-4	4-6	1	0	7	2	0	1	23
Harris	39	5-13	0-1	9-12	10	3	4	3	2	1	19
Jackson	14	0-1	0-0	2-2	1	1	1	1	1	0	2
Jardine	19	3-9	0-2	0-0	2	0	4	1	0	1	6
Team					4						
Totals	200	34-68	5-13	15-22	40	15	21	12	4	12	88

	Field Goal	3-Point FG	Free Throw
1st Half	18-36 .500	2-7 .286	2-5 .333
2nd Half	16-32 .500	3-6 .500	13-16 .813
Game	34-68 .500	5-13 .385	15-22 .682

Officials: Sid Rodeheffer, Mike Roberts, Tim Clougherty  
Technicals: Maryland Bench  
Attendance: 14,768

Score By Periods	1st	2nd	Final
MARYLAND	38	34	72 (19-15)
Syracuse	40	48	88 (21-13)



Greivis Vasquez

ALL-TIME RECORDS




THIS IS

**MARYLAND**

BASKETBALL

## Year-By-Year Finishes

Year	Overall			Final				Conference				Conference Tourn.			Coach	Postseason
	Win	Loss	Pct.	Rank	Home	Away	Neu.	Win	Loss	Pct.	Finish	Win	Loss	Finish		
1904-05	0	2	.000													
1910-11	3	9	.250		2-3	1-6										
1913-14	0	16	.000		0-5	0-11										
1918-19	1	5	.167		0-0	0-0	1-5									
1923-24	5	7	.417		3-6	1-0	1-1	1	2	.333	11th	1	1	Quarterfinals	H. Burton Shipley	
1924-25	12	5	.706		7-2	4-2	1-1	3	1	.750	4th	0	1	First Round	H. Burton Shipley	
1925-26	14	3	.824		10-1	4-1	0-1	7	1	.875	4th	0	1	First Round	H. Burton Shipley	
1926-27	10	10	.500		7-2	3-7	0-1	6	4	.600	9th	0	1	First Round	H. Burton Shipley	
1927-28	14	4	.778		11-0	3-4		8	1	.889	4th			DNP	H. Burton Shipley	
1928-29	7	9	.438		3-5	4-3	0-1	2	5	.286	21st	0	1	First Round	H. Burton Shipley	
1929-30	16	6	.727		10-3	6-2	0-1	9	5	.643	10th	0	1	First Round	H. Burton Shipley	
1930-31	18	4	.818		10-2	4-2	4-0	8	1	.889	2nd	2	0	CHAMPIONS	H. Burton Shipley	
1931-32	16	4	.800		11-1	5-2	0-1	9	1	.900	T1st	0	1	First Round	H. Burton Shipley	
1932-33	11	9	.550		10-2	1-6	0-1	7	3	.700	3rd	0	1	First Round	H. Burton Shipley	
1933-34	11	8	.579		9-4	2-3	0-1	6	1	.857	3rd	0	1	First Round	H. Burton Shipley	
1934-35	8	10	.444		6-8	2-2		4	3	.571	5th			DNP	H. Burton Shipley	
1935-36	14	6	.700		9-3	4-2	1-1	4	3	.571	4th	1	1	Semifinals	H. Burton Shipley	
1936-37	8	12	.400		7-4	1-7	0-1	5	8	.385	T10th	0	1	First Round	H. Burton Shipley	
1937-38	15	9	.625		10-3	4-5	1-1	6	4	.600	7th	1	1	Semifinals	H. Burton Shipley	
1938-39	15	9	.625		9-2	4-6	2-1	8	3	.727	T2nd	2	1	Finals	H. Burton Shipley	
1939-40	14	9	.609		9-2	4-6	1-1	7	5	.583	5th	1	1	Semifinals	H. Burton Shipley	
1940-41	1	21	.045		1-10	0-11		0	13	.000	15th			DNP	H. Burton Shipley	
1941-42	7	15	.318		4-5	3-10		3	8	.273	T12th			DNP	H. Burton Shipley	
1942-43	8	8	.500		5-3	3-5		5	5	.500	9th			DNP	H. Burton Shipley	
1943-44	4	14	.222		3-6	1-7	0-1	2	1	.667	4th	0	1	First Round	H. Burton Shipley	
1944-45	2	14	.125		1-5	1-8	0-1	2	5	.286	9th	0	1	First Round	H. Burton Shipley	
1945-46	9	12	.429		8-4	1-7	0-1	5	4	.556	5th	0	1	First Round	H. Burton Shipley	
1946-47	14	10	.583		9-3	5-6	0-1	9	5	.643	5th	0	1	First Round	H. Burton Shipley	
1947-48	11	14	.444		6-4	5-9	0-1	9	7	.563	4th	0	1	First Round	Flucie Stewart	
1948-49	9	18	.333		4-5	5-11	0-2	8	7	.533	8th	0	1	First Round	Flucie Stewart	
1949-50	7	18	.280		6-6	1-12		5	13	.278	13th			DNP	Flucie Stewart	
1950-51	16	11	.593		10-3	5-7	1-1	11	8	.579	8th	1	1	Semifinals	Bud Millikan	
1951-52	13	9	.542		8-1	5-7	0-1	9	5	.643	T6th	0	1	First Round	Bud Millikan	
1952-53	15	8	.652		8-2	6-5	1-1	12	3	.800	T2nd	1	1	Semifinals	Bud Millikan	
1953-54	23	7	.767	[20] [NR]	9-2	11-4	3-1	7	2	.778	2nd	1	1	Semifinals	Bud Millikan	
1954-55	17	7	.708		7-2	7-4	3-1	10	4	.714	3rd	0	1	Quarterfinals	Bud Millikan	
1955-56	14	10	.583		9-5	5-4	0-1	7	7	.500	5th	0	1	Quarterfinals	Bud Millikan	
1956-57	16	10	.615		8-2	5-6	3-2	9	5	.643	2nd	1	1	Semifinals	Bud Millikan	
1957-58	22	7	.759	[6] [6]	10-1	6-4	6-2	9	5	.643	4th	3	0	CHAMPIONS	Bud Millikan	NCAA Elite Eight (2-1)
1958-59	10	13	.435		7-3	2-8	1-2	7	7	.500	T3rd	0	1	Quarterfinals	Bud Millikan	
1959-60	15	8	.652		8-2	7-5	0-1	9	5	.643	3rd	0	1	Quarterfinals	Bud Millikan	
1960-61	14	12	.538		9-2	3-8	2-2	6	8	.750	5th	1	1	Semifinals	Bud Millikan	
1961-62	8	17	.320		4-6	4-8	0-3	3	11	.214	7th	0	1	Quarterfinals	Bud Millikan	
1962-63	8	13	.381		5-6	3-6	0-1	4	10	.286	T6th	0	1	Quarterfinals	Bud Millikan	
1963-64	9	17	.346		5-4	2-10	2-3	5	9	.357	6th	0	1	Quarterfinals	Bud Millikan	
1964-65	18	8	.692		9-3	7-4	2-1	10	4	.714	T2nd	1	1	Semifinals	Bud Millikan	
1965-66	14	11	.560		7-3	5-7	2-1	7	7	.500	5th	0	1	Quarterfinals	Bud Millikan	
1966-67	11	14	.440		5-5	4-8	2-1	5	9	.357	T5th	0	1	Quarterfinals	Bud Millikan	
1967-68	8	16	.333		7-3	1-11	0-2	4	10	.286	6th	0	1	Quarterfinals	Frank Fellows	
1968-69	8	18	.308		4-6	3-10	1-2	2	12	.143	T7th	0	1	Quarterfinals	Frank Fellows	
1969-70	13	13	.500		10-4	3-7	0-2	5	9	.357	6th	0	1	Quarterfinals	Lefty Driesell	
1970-71	14	12	.538		11-4	3-7	0-1	5	9	.357	T6th	0	1	Quarterfinals	Lefty Driesell	
1971-72	27	5	.844	[14] [11]	14-0	7-4	6-1	8	4	.667	T2nd	2	1	Finals	Lefty Driesell	NIT CHAMPIONS (4-0)
1972-73	23	7	.767	[8] [10]	12-1	8-4	3-2	7	5	.583	3rd	2	1	Finals	Lefty Driesell	NCAA Elite Eight (1-1)
1973-74	23	5	.821	[4] [4]	12-1	7-3	4-1	9	3	.750	T2nd	2	1	Finals	Lefty Driesell	
1974-75	24	5	.828	[5] [5]	12-2	10-1	2-2	10	2	.833	1st	0	1	Quarterfinals	Lefty Driesell	NCAA Elite Eight (2-1)
1975-76	22	6	.786	[11] [13]	13-2	8-3	1-1	7	5	.583	T2nd	1	1	Semifinals	Lefty Driesell	
1976-77	19	8	.704		15-4	3-3	1-1	7	5	.583	4th	0	1	Quarterfinals	Lefty Driesell	
1977-78	15	13	.536		10-4	1-8	4-1	3	9	.250	6th	1	1	Semifinals	Lefty Driesell	
1978-79	19	11	.633		12-4	4-4	3-3	6	6	.500	4th	1	1	Semifinals	Lefty Driesell	NIT Second Round (1-1)
1979-80	24	7	.774	[8] [8]	16-0	4-4	4-3	11	3	.786	1st	2	1	Finals	Lefty Driesell	NCAA Sweet 16 (1-1)
1980-81	21	10	.677	[18] [11]	12-3	5-5	4-2	8	6	.571	4th	2	1	Finals	Lefty Driesell	NCAA Second Round (1-1)



Year	Overall			Final Rank	Home			Away			Neu.			Conference			Conference Tour.			Coach	Postseason
	Win	Loss	Pct.		Win	Loss	Pct.	Win	Loss	Pct.	Win	Loss	Pct.	Finish	Win	Loss	Finish				
1981-82	16	13	.551		13-3	2-8	1-2	5	9	.357	5th	0	1	Quarterfinals	Lefty Driesell	NIT Second Round (2-1)					
1982-83	20	10	.667		14-3	5-4	1-3	8	6	.571	T3rd	0	1	Quarterfinals	Lefty Driesell	NCAA Second Round (1-1)					
1983-84	24	8	.750	[11] [10]	13-2	6-4	5-2	9	5	.643	2nd	3	0	CHAMPIONS	Lefty Driesell	NCAA Sweet 16 (1-1)					
1984-85	25	12	.676		14-2	7-6	4-4	8	6	.571	T4th	0	1	Quarterfinals	Lefty Driesell	NCAA Sweet 16 (2-1)					
1985-86	19	14	.576		10-5	6-7	3-2	6	8	.429	6th	1	1	Semifinals	Lefty Driesell	NCAA Second Round (1-1)					
1986-87	9	17	.346		8-8	1-8	0-1	0	14	.000	8th	0	1	Quarterfinals	Bob Wade						
1987-88	18	13	.581		8-4	6-7	4-2	6	8	.429	5th	1	1	Semifinals	Bob Wade	NCAA Second Round (1-1)					
1988-89	9	20	.310		5-9	0-10	4-1	1	13	.071	8th	1	1	Semifinals	Bob Wade						
1989-90	19	14	.576		12-4	3-6	4-4	6	8	.429	T5th	0	1	Quarterfinals	Gary Williams	NIT Second Round (1-1)					
1990-91	16	12	.571		11-3	3-8	2-1	5	9	.357	7th		DNP	Gary Williams							
1991-92	14	15	.483		10-5	2-7	2-3	5	11	.313	8th	1	1	Semifinals	Gary Williams						
1992-93	12	16	.429		8-7	2-8	2-1	2	14	.125	8th	1	1	Semifinals	Gary Williams						
1993-94	18	12	.600	[NR] [20]	10-3	4-6	4-3	8	8	.500	T4th	0	1	Quarterfinals	Gary Williams	NCAA Sweet 16 (2-1)					
1994-95	26	8	.765	[10] [11]	16-0	4-4	6-4	12	4	.750	T1st	1	1	Semifinals	Gary Williams	NCAA Sweet 16 (2-1)					
1995-96	17	13	.567		11-3	3-5	3-5	8	8	.500	T4th	1	1	Semifinals	Gary Williams	NCAA First Round (0-1)					
1996-97	21	11	.656	[22] [NR]	11-3	5-4	5-4	9	7	.562	T4th	1	1	Semifinals	Gary Williams	NCAA First Round (0-1)					
1997-98	21	11	.656	[20] [15]	12-2	3-5	6-4	10	6	.625	3rd	1	1	Semifinals	Gary Williams	NCAA Sweet 16 (2-1)					
1998-99	28	6	.824	[5] [8]	13-1	7-3	8-2	13	3	.813	2nd	1	1	Semifinals	Gary Williams	NCAA Sweet 16 (2-1)					
1999-00	25	10	.714	[17] [25]	15-1	4-5	6-4	11	5	.688	2nd	2	1	Finals	Gary Williams	NCAA Second Round (1-1)					
2000-01	25	11	.694	[11] [4]	11-3	6-3	8-5	10	6	.625	3rd	1	1	Semifinals	Gary Williams	NCAA Final Four (4-1)					
2001-02	32	4	.889	[4] [1]	15-0	7-2	10-2	15	1	.938	1st	1	1	Semifinals	Gary Williams	NCAA CHAMPIONS (6-0)					
2002-03	21	10	.667	[17] [10]	14-2	4-4	3-4	11	5	.688	T2nd	0	1	Quarterfinals	Gary Williams	NCAA Sweet 16 (2-1)					
2003-04	20	12	.625	[19] [24]	12-4	4-5	4-3	7	9	.438	6th	3	0	CHAMPIONS	Gary Williams	NCAA Second Round (1-1)					
2004-05	19	13	.594		15-3	2-7	2-3	7	9	.438	T6th	0	1	Quarterfinals	Gary Williams	NIT Semifinals (3-1)					
2005-06	19	13	.594		14-3	2-7	3-3	8	8	.500	6th	1	1	Quarterfinals	Gary Williams	NIT First Round (0-1)					
2006-07	25	9	.735	[18] [23]	17-2	6-4	2-3	10	6	.625	T3rd	0	1	First Round	Gary Williams	NCAA Second Round (1-1)					
2007-08	19	15	.559		13-6	6-5	0-4	8	8	.500	T5th	0	1	First Round	Gary Williams	NIT Second Round (1-1)					

[ ] indicates final rankings in AP and Coaches Polls

## Coaching History



**H. Burton Shipley**  
1923-24 to 1946-47  
24 seasons  
Overall: 253-218 (.537)  
SC: 124-91 (.577)



**Flucie Stewart**  
1947-48 to 1949-50  
3 seasons  
Overall: 27-50 (.351)  
SC: 22-27 (.468)



**Bud Millikan**  
1950-51 to 1966-67  
17 seasons  
Overall: 243-182 (.572)  
SC/ACC: 130-109 (.544)



**Frank Fellows**  
1967-68 to 1968-69  
2 seasons  
Overall: 16-34 (.320)  
ACC: 6-22 (.214)



**Charles "Lefty" Driesell**  
1969-70 to 1985-86  
17 seasons  
Overall: 348-159 (.686)  
ACC: 122-100 (.550)



**Bob Wade**  
1986-87 to 1988-89  
3 seasons  
Overall: 36-50 (.419)  
ACC: 7-35 (.167)



**Gary Williams**  
1989-90 to Present  
19 seasons  
Overall: 397-214 (.650)  
ACC: 165-137 (.546)

## Arena History




**The Gymnasium**  
1923-24 to 1930-31  
All-Time Record: 61-21 (8)  
H. Burton Shipley (61-21 in 8 seasons)



**Ritchie Coliseum**  
1931-32 to 1954-55  
All-Time Record: 169-90 (24)  
H. Burton Shipley (111-65 in 16 seasons)  
Flucie Stewart (16-15 in 3 seasons)  
Bud Millikan (42-10 in 5 seasons)



**Cole Field House**  
1955-56 to 2001-02  
All-Time Record: 476-151 (47)  
Bud Millikan (86-42 in 12 seasons)  
Frank Fellows (11-9 in 2 seasons)  
Charles "Lefty" Driesell (213-44 in 17 seasons)  
Bob Wade (21-21 in 3 seasons)  
Gary Williams (155-35 in 13 seasons)



**Comcast Center**  
2002-03 to Present  
All-Time Record: 85-20 (6)  
Gary Williams (85-20 in 6 seasons)

## All-Time In The AP Poll

### Maryland Week-By-Week In Associated Press Polls

Year	AP Rank	Coaches Rank
1946-49	-Not Ranked-	
1949-50	-Not Ranked-	
1950-51	-Not Ranked-	
1951-52	-Not Ranked-	
1952-53	-Not Ranked-	
1953-54	D8 D15 D22 D29 J5 J12 J19 J26 F2 F9 F16 F23 M2 M9 M23	
1954-55	D7 D14 D21 D28 J4 J11 J18 J25 F1 F8 F15 F22 M1 M8	
1955-56	-Not Ranked-	
1956-57	-Not Ranked-	
1957-58	D10 D17 D24 D31 J7 J14 J21 J28 F4 F11 F18 F25 M4 M11	
1958-59	-Not Ranked-	
1959-60	-Not Ranked-	
1960-61	D13 D20 D27 J3 J10 J17 J24 J31 F7 F14 F21 F28 M7	
1961-62	-Not Ranked-	
1962-63	-Not Ranked-	
1963-64	-Not Ranked-	
1964-65	-Not Ranked-	
1965-66	-Not Ranked-	
1966-67	-Not Ranked-	
1967-68	-Not Ranked-	
1968-69	-Not Ranked-	
1969-70	-Not Ranked-	
1970-71	-Not Ranked-	
1971-72	PS D7 D14 D21 D28 J4 J11 J18 J25 F1 F8 F15 F22 F29 M7 M14	
1972-73	PS D5 D12 D19 D26 J2 J9 J16 J23 J30 F6 F13 F20 F27 M6 M13	
1973-74	PS D4 D11 D18 D25 J2 J8 J15 J22 J29 F5 F12 F19 F26 M5 M12 M19 M27	
1974-75	PS D3 D10 D17 D24 D31 J7 J14 J21 J28 F4 F11 F18 F25 M4 M11 M18 M25 A2	
1975-76	PS D2 D9 D16 D23 D30 J6 J13 J20 J27 F3 F10 F17 F24 M2 M9 M16	
1976-77	PS N30 D7 D14 D21 D28 J4 J11 J18 J25 F1 F8 F15 F22 M1 M8 M15	
1977-78	PS N29 D6 D13 D20 D27 J3 J10 J17 J24 J31 F7 F14 F21 F28 M6 M13	
1978-79	PS N28 D5 D12 D19 D26 J3 J9 J16 J23 J30 F6 F13 F20 F27 M6 M13	
1979-80	PS D4 D11 D18 D26 J2 J8 J15 J22 J29 F5 F12 F19 F26 M4	
1980-81	PS D2 D9 D16 D23 D30 J6 J13 J20 J27 F3 F10 F17 F24 M3 M10	
1981-82	-Not Ranked-	
1982-83	-Not Ranked-	
1983-84	PS N29 D6 D13 D20 D27 J3 J10 J17 J24 J31 F7 F14 F21 F28 M6 M13	
1984-85	PS N27 D4 D11 D18 D25 J1 J8 J15 J22 J29 F5 F12 F19 F26 M5 M12	
1985-86	PS N26 D3 D10 D17 D24 D31 J7 J14 J21 J28 F4 F11 F18 F25 M4 M11	
1986-87	-Not Ranked-	
1987-88	-Not Ranked-	
1988-89	-Not Ranked-	
1989-90	-Not Ranked-	
1990-91	-Not Ranked-	
1991-92	-Not Ranked-	
1992-93	-Not Ranked-	
1993-94	PS N22 N29 D6 D13 D20 D27 J3 J10 J17 J24 J31 F7 F14 F21 F28 M7 M14	
1994-95	PS N21 N28 D5 D12 D19 D26 J3 J10 J17 J24 J31 F6 F13 F20 F27 M6 M13	
1995-96	PS N20 N27 D4 D11 D18 D25 J2 J9 J16 J22 J29 F5 F12 F19 F26 M4 M11	
1996-97	PS N19 N25 D2 D9 D16 D23 D30 J6 J13 J20 J27 F3 F10 F17 F24 M3 M10	
1997-98	PS N16 N23 D1 D8 D15 D22 D29 J4 J11 J18 J25 F2 F9 F16 F23 M1 M6	
1998-99	PS N15 N22 N29 D7 D14 D21 D28 J4 J11 J18 J25 F1 F8 F15 F22 M1 M8	
1999-00	PS N15 N22 N29 D6 D13 D20 D27 J3 J10 J17 J24 J30 F7 F14 F21 F28 M6 M13	
2000-01	PS N13 N20 N27 D4 D11 D18 D25 J1 J8 J15 J22 J29 F5 F12 F19 F26 M5 M12	
2001-02	PS N19 N26 D3 D10 D17 D24 D31 J7 J14 J21 J28 F4 F11 F18 F25 M4 M11	
2002-03	PS N18 N25 D2 D9 D16 D23 D30 J6 J13 J20 J27 F3 F10 F17 F24 M3 M10	
2003-04	PS N17 N24 D1 D8 D15 D22 D29 J5 J12 J19 J26 F2 F9 F16 F23 M1 M8	
2004-05	PS N22 N29 D6 D13 D20 D27 J3 J10 J17 J24 J31 F7 F14 F21 F28 M7	
2005-06	PS N14 N21 N28 D5 D12 D19 D26 J2 J9 J16 J23 J30 F6 F13 F20 F27 M6 M13	
2006-07	PS N13 N20 N27 D4 D11 D18 D25 J1 J8 J15 J22 J29 F5 F12 F19 F26 M5 M11	
2007-08	PS N12 N19 N26 D3 D10 D17 D24 D31 J7 J14 J21 J28 F4 F11 F18 F25 M3 M10	

### Maryland In Final Polls

Year	AP Rank	Coaches Rank
1954	20	NR
1958	6	6
1972	14	11
1973	8	10
1974	4	4
1975	5	5
1976	11	13
1980	8	8
1981	18	11
1984	11	10
1994	NR	20
1995	10	11
1997	22	NR
1998	20	15
1999	5	8
2000	17	25
2001	11	4
2002	4	1
2003	17	10
2004	19	24
2007	18	23

### AP Poll History

The Associated Press (AP) has maintained its poll consistently since the 1948-49 season. The poll consisted of just 10 teams between the 1960-61 and 1967-68 seasons, and was expanded to include 25 teams since the 1989-90 season.

Poll Debut: Jan. 19, 1954 (No. 14)  
 Total Polls All-Time: 351  
 Most Consecutive Polls: 79 (Feb. 15, 1972 to Jan. 18, 1977)  
 Current Consecutive Polls: 0  
 Total Years In The AP Poll: 30  
 Most Consecutive Years: 14 (1993-94 to 2006-07)  
 Current Consecutive Years: 0  
 Total Appearances In AP Final Poll: 20  
 Total Top 10 Rankings In AP Final Poll: 8  
 Highest Ranking In AP Final Poll: No. 4 (2002 and 1974)  
 Total Polls In AP Top 10: 168  
 Most Consecutive Polls In AP Top 10: 68 (PS 1972 to March 2, 1976)  
 Current Consecutive Polls In AP Top 10: 0  
 Total Polls In AP Top 5: 92  
 Most Consecutive Polls In AP Top 5: 18 (Feb. 4, 1975 to Jan. 20, 1976)  
 Current Consecutive Polls In AP Top 5: 0

Total Top 10 Listings—  
 #10 #9 #8 #7 #6 #5 #4 #3 #2 #1  
 10 14 19 17 16 28 23 18 23 0

### Coaches Poll History

Originated by United Press International (UPI) in the 1950-51 season, USA Today has administered the national Coaches Poll since the 1992-93 season. From 1993-97, it was known as the USA Today/CNN Poll. It was the USA Today/NABC Poll in 1998 and 1999. Since 2000, it has been the USA Today/ESPN Poll. The poll consisted of 20 teams until expanding to 25 teams in 1990-91.

Poll Debut: Jan. 4, 1955 (No. 14)  
 Total Polls All-Time: 326  
 Most Consecutive Polls: 70 (Feb. 23, 1998 to Dec. 1, 2003)  
 Current Consecutive Polls: 0  
 Total Years In The Coaches Poll: 30  
 Most Consecutive Years: 14 (1993-94 to 2006-07)  
 Current Consecutive Years: 0  
 Total Appearances In Coaches Final Poll: 19  
 Total Top 10 Rankings In Coaches Final Poll: 10  
 Highest Ranking In Coaches Final Poll: No. 1 (2002)  
 Total Polls In Coaches Top 10: 142  
 Most Consecutive Polls In Coaches Top 10: 42 (March 13, 1973 to March 2, 1976)  
 Current Consecutive Polls In Coaches Top 10: 1  
 Total Polls In Coaches Top 5: 71  
 Most Consecutive Polls In Coaches Top 5: 11 (Jan. 7, 2002 to Final 2002)  
 Current Consecutive Polls In Coaches Top 5: 0

Total Top 10 Listings—  
 #10 #9 #8 #7 #6 #5 #4 #3 #2 #1  
 12 10 11 21 18 18 20 17 14 1

Note: A total of 26 teams have been ranked No. 2 at least once in all-time AP polls, that have never been ranked No. 1. Maryland leads the way with 23 No. 2 rankings without ever reaching No. 1. A listing: Maryland 23; Louisville 15; Wake Forest 10; Purdue 10; Dayton 7; St. Bonaventure 7; UTEP 4; Auburn 3; Florida State 3; California 3; Minnesota 3; Louisiana State 2; NYU 2; Pittsburgh 2; St. Joseph's 2; Utah 2; Villanova 2; Clemson 1; Davidson 1; Long Island 1; Pennsylvania 1; Santa Clara 1; Southern California 1; SMU 1; Vanderbilt 1; Washington 1.





## All-Time In The Coaches Poll

### Week-By-Week In All-Time Coaches Polls

Year	PS	D7	D14	D21	D28	J4	J11	J18	J25	F1	F8	F15	F22	M1	M8						
1950-51		-Not Ranked-																			
1951-52		-Not Ranked-																			
1952-53		-Not Ranked-																			
1953-54		-Not Ranked-																			
1954-55		D7	D14	D21	D28	J4	J11	J18	J25	F1	F8	F15	F22	M1	M8						
1955-56		-Not Ranked-																			
1956-57		-Not Ranked-																			
1957-58		D10	D17	D24	D31	J7	J14	J21	J28	F4	F11	F18	F25	M4	M11						
1958-59		D9	D16	D23	D30	J6	J13	J20	J27	F3	F10	F17	F24	M2	M9						
1959-60		-Not Ranked-																			
1960-61		D6	D13	D20	D27	J3	J10	J17	J24	J31	F7	F14	F21	F28	M7						
1961-62		-Not Ranked-																			
1962-63		-Not Ranked-																			
1963-64		-Not Ranked-																			
1964-65		-Not Ranked-																			
1965-66		-Not Ranked-																			
1966-67		-Not Ranked-																			
1967-68		-Not Ranked-																			
1968-69		-Not Ranked-																			
1969-70		-Not Ranked-																			
1970-71		-Not Ranked-																			
1971-72		PS	D7	D14	D21	D28	J4	J11	J18	J25	F1	F8	F15	F22	F29	M7	M14				
1972-73		PS	D5	D12	D19	D26	J2	J9	J16	J23	J30	F6	F13	F20	F27	M6	M13				
1973-74		PS	D11	D18	D25	J2	J8	J15	J22	J29	F5	F12	F19	F26	M5	M12					
1974-75		PS	D10	D17	D24	D31	J7	J14	J21	J28	F4	F11	F18	F25	M4	M11					
1975-76		PS	D9	D16	D23	D30	J6	J13	J20	J27	F3	F10	F17	F24	M2	M9					
1976-77		PS	D7	D14	D21	D28	J4	J11	J18	J25	F1	F8	F15	F22	M1	M8					
1977-78		PS	D6	D13	D20	D27	J3	J10	J17	J24	J31	F7	F14	F21	F28	M6					
1978-79		PS	D12	D19	D26	J3	J9	J16	J23	J30	F6	F13	F20	F27	M6						
1979-80		PS	D4	D11	D18	D26	J2	J8	J15	J22	J29	F5	F12	F19	F26	M4					
1980-81		PS	D9	D16	D23	D30	J6	J13	J20	J27	F3	F10	F17	F24	M3	M10					
1981-82		-Not Ranked-																			
1982-83		-Not Ranked-																			
1983-84		PS	D6	D13	D20	D27	J3	J10	J17	J24	J31	F7	F14	F21	F28	M6	M13				
1984-85		PS	N27	D4	D11	D18	D25	J1	J8	J15	J22	J29	F5	F12	F19	F26	M5	M12			
1985-86		-Not Ranked-																			
1986-87		-Not Ranked-																			
1987-88		-Not Ranked-																			
1988-89		-Not Ranked-																			
1989-90		-Not Ranked-																			
1990-91		-Not Ranked-																			
1991-92		-Not Ranked-																			
1992-93		-Not Ranked-																			
1993-94		PS	N29	D6	D13	D20	D27	J3	J10	J17	J24	J31	F7	F14	F21	F28	M7	M14	A5		
1994-95		PS	N28	D5	D12	D19	D26	J3	J10	J17	J24	J31	F6	F13	F20	F27	M6	M13	A4		
1995-96		PS	N20	N27	D4	D11	D18	D25	J2	J9	J16	J23	J29	F5	F12	F19	F26	M4	M11	A3	
1996-97		PS	N19	N25	D2	D9	D16	D23	D30	J6	J13	J20	J27	F3	F10	F17	F24	M3	M10		
1997-98		PS	N24	D1	D8	D15	D22	D29	J4	J11	J18	J25	F2	F9	F16	F23	M1	M8	A1		
1998-99		PS	N22	N29	D7	D14	D21	D28	J4	J11	J18	J25	F1	F8	F15	F22	M1	M8	M31		
1999-00		PS	N22	N29	D6	D13	D20	D27	J3	J10	J17	J24	J30	F7	F14	F21	F28	M6	M13	A3	
2000-01		PS	N20	N27	D4	D11	D18	D25	J1	J8	J15	J22	J29	F5	F12	F19	F26	M5	M12	A3	
2001-02		PS	N12	N19	N26	D3	D10	D17	D24	D31	J7	J14	J21	J28	F4	F11	F18	F25	M4	M11	A2
2002-03		PS	N25	D2	D9	D16	D23	D30	J6	J13	J20	J27	F3	F10	F17	F24	M3	M10	M17	A7	
2003-04		PS	N24	D1	D8	D15	D22	D29	J5	J12	J19	J26	F2	F9	F16	F23	M1	M8	M15	M27	
2004-05		PS	N22	N29	D6	D13	D20	D27	J3	J10	J17	J24	J31	F7	F14	F21	F28	M7	M13		
2005-06		PS	N21	N28	D5	D12	D19	D26	J2	J9	J16	J23	J30	F6	F13	F20	F27	M6	M13		
2006-07		PS	N13	N20	N27	D4	D11	D18	D25	J1	J8	J15	J22	J29	F5	F12	F19	F26	M5	M11	A3
2007-08		PS	N12	N19	N26	D3	D10	D17	D24	D31	J7	J14	J21	J28	F4	F11	F18	F25	M3	M10	A2



Gary Williams with the Sears Trophy, presented annually to the NCAA Champion and No. 1 ranked team in the USA Today/ESPN coaches poll as sponsored by the NABC. Williams received the crystal trophy at a morning press conference following the national championship game, in downtown Atlanta.

### No. 1 Terps!

Maryland has been ranked No. 2 a total of 37 times between the AP and Coaches Polls, but achieved its first and only No. 1 ranking in history on April 2, 2002 – one day after defeating Indiana for the 2002 NCAA Championship. The final AP poll was released prior to the NCAA Tournament, thus the No. 1 ranking by USA Today/ESPN remains the only poll in which Maryland has ever been ranked No. 1. The Terrapins' four losses in 2002 (Oklahoma, Duke, Arizona, NC State) were all on the road to teams ranked in the USA Today/ESPN final Top 25.

The USA Today/ESPN Coaches Final Top 25 college basketball coaches' poll, with number of first-place votes and record in parentheses, total points and previous ranking (Records through April 1, 2002):

Team	Points	Prev.
1. MARYLAND (31) (32-4)	775	4
2. Kansas (33-4)	720	2
3. Indiana (25-12)	701	NR
4. Oklahoma (31-5)	692	3
5. Duke (31-4)	606	1
6. (tie) Connecticut (27-7)	586	13
6. (tie) Oregon (26-9)	586	11
8. Cincinnati (31-4)	489	5
9. Pittsburgh (29-6)	482	7
10. Arizona (24-10)	458	T8
11. Illinois (26-9)	410	T16
12. Kent State (30-6)	402	NR
13. Kentucky (22-10)	394	15
14. Alabama (27-8)	281	T8
15. Missouri (24-12)	272	NR
16. Gonzaga (29-4)	264	6
17. Ohio State (24-8)	237	12
18. (tie) Marquette (25-8)	186	10
18. (tie) Texas (22-12)	186	NR
20. UCLA (21-12)	170	NR
21. Mississippi State (27-8)	162	18
22. Southern Illinois (28-8)	157	NR
23. Florida (22-9)	140	14
24. Xavier (26-6)	116	19
25. NC State (23-11)	86	25

**Dropped Out:** No. 16 (tie) Southern Cal, No. 20 Western Kentucky, No. 21 Miami, Fla., No. 22 Oklahoma State, No. 23 Stanford, No. 24 Hawaii.

**Others Receiving Votes:** USC 80, Miami, Fla. 66, Wake Forest 54, Notre Dame 44, Georgia 44, Western Kentucky 44, California 35, Oklahoma State 31, Stanford 30, Tulsa 20, Wisconsin 17, Hawaii 15, Wyoming 11, Texas Tech 8, Memphis 6, Creighton 5, UNC Wilmington 5, Butler 2.

## Individual Records

### Scoring

Game:	44	Ernest Graham vs. NC State (12-20-78)
Season:	776	Walt Williams (1992)
Fr.:	582	Joe Smith (1994)
So.:	708	Joe Smith (1995)
Jr.:	701	Len Bias (1985)
Sr.:	776	Walt Williams (1992)
Career:	2,269	Juan Dixon (1999-02)

### Scoring Average

Season:	26.8	Walt Williams (1992)
Fr.:	19.7	Joe Smith (1994)
So.:	21.2	Tom McMillen (1972)
Jr.:	23.3	Will Hetzel (1969)
Sr.:	28.8	Walt Williams (1992)
Career:	20.5	Tom McMillen (1974)

### Rebounds

Game:	26	Len Elmore vs. Wake Forest (2-27-74)
Season:	412	Len Elmore (1974)
Fr.:	323	Buck Williams (1979)
So.:	362	Joe Smith (1995)
Jr.:	363	Buck Williams (1981)
Sr.:	412	Len Elmore (1974)
Career:	1,053	Len Elmore (1972-74)

### Rebounding Average

Season:	14.7	Len Elmore (1974)
Fr.:	10.7	Joe Smith (1994)
So.:	11.0	Len Elmore (1972)
Jr.:	12.2	Will Hetzel (1969)
Sr.:	14.7	Len Elmore (1974)
Career:	12.2	Len Elmore (1972-74)

### Assists

Game:	15	Greivis Vasquez vs. NC State (2-9-08)
	15	Terrell Stokes vs. W. Carolina (11-14-98)
Season:	286	Steve Blake (2002)
Fr.:	217	Steve Blake (2000)
So.:	248	Steve Blake (2001)
Jr.:	286	Steve Blake (2002)
Sr.:	221	Steve Blake (2003)
Career:	972	Steve Blake (2000-2003)

### Steals

Game:	9	Johnny Rhodes at North Carolina (2-7-96)
	9	Johnny Rhodes vs. American (12-23-95)
Season:	110	Johnny Rhodes (1996)
Fr.:	71	Steve Blake (2000)
	71	Johnny Rhodes (1993)
So.:	78	Johnny Rhodes (1994)
Jr.:	96	Juan Dixon (2000)
Sr.:	110	Johnny Rhodes (1996)
Career:	344	Johnny Rhodes (1993-96)

### Blocked Shots

Game:	12	Cedric Lewis at South Florida (1-20-91)
	12	Derrick Lewis at James Madison (1-28-87)
Season:	143	Cedric Lewis (1991)
Fr.:	99	Derrick Lewis (1985)
So.:	97	Joe Smith (1995)
Jr.:	114	Derrick Lewis (1987)
Sr.:	143	Cedric Lewis (1991)
Career:	339	Derrick Lewis (1985-88)



Mike Jones

### Field Goal Percentage

Game:	1,000	Ryan Randle vs. Wagner (10 of 10, 1-4-03)
	1,000	Lonny Baxter vs. North Texas (10 of 10, 12-23-98)
Season:	647	Buck Williams (183 of 283, 1981)
So.:	606	Buck Williams (143 of 236, 1980)
Jr.:	643	Greg Manning (196 of 305, 1980)
Sr.:	647	Buck Williams (183 of 283, 1981)
Career:	615	Buck Williams (446 of 725, 1979-81)

### Field Goals Made

Game:	18	Ernest Graham vs. NC State (12-20-78)
Consecutive in Game:	10	Ryan Randle vs. Wagner (1-4-03)
	10	Lonny Baxter vs. North Texas (12-23-98)
	10	Barry Yates vs. Miami (Fla.) (12-29-70)
	10	Keith Gatlin vs. Clemson (2-17-85)

Consecutive in Multiple Games:  
16 Ryan Randle (over three games during the 2003 season, also an ACC record)

Season:	275	Albert King (1980)
Fr.:	190	John Lucas (1973)
So.:	253	John Lucas (1974)
Jr.:	275	Albert King (1980)
Sr.:	270	Adrian Branch (1985)
Career:	862	Albert King (1977-81)
	862	John Lucas (1973-76)

### Field Goals Attempted

Game:	34	Gene Shue vs. Washington & Lee (2-12-53)
Season:	542	Walt Williams (1992)
Fr.:	395	Joe Smith (1994)
So.:	506	Juan Dixon (2000)
Jr.:	527	Will Hetzel (1969)
Sr.:	542	Walt Williams (1992)
Career:	1,713	Juan Dixon (1999-02)

### 3-Point Field Goals Made

Game:	9	Mike Jones vs. Missouri-Kansas City (12-13-06)
Season:	92	Juan Dixon (2002)
Fr.:	59	Johnny Rhodes (1993)
So.:	64	Greivis Vasquez (2008)
Jr.:	64	Teyon McCoy (1990)
Sr.:	92	Juan Dixon (2002)
Career:	239	Juan Dixon (1999-02)

### 3-Point Field Goals Attempted

Game:	13	Danny Miller vs. Clemson (1-22-00)
	13	Mike Jones vs. Missouri-Kansas City (12-13-06)
Season:	240	Walt Williams (1992)
Fr.:	175	Johnny Rhodes (1993)
So.:	207	Greivis Vasquez (2008)
Jr.:	164	Teyon McCoy (1990)
Sr.:	240	Walt Williams (1992)
Career:	615	Juan Dixon (1999-02)

### Free Throw Percentage

Game:	1,000	Jerry Greenspan vs. Minnesota (14 of 14, 12-10-60)
Season (min. 50 att.):	908	Greg Manning (79 of 87, 1980)
Season (min. 100 att.):	903	Chris McCray (102 of 113, 2005)
Career:	858	Greg Manning (315 of 367, 1978-81)

### Free Throws Made

Game:	17	Tom McMillen vs. Canisius (12-17-71)
Consecutive in Game:	15	Albert King vs. Boston University (2-11-80)
Consecutive in Multiple Games:	40	Juan Dixon (2001)
Season:	213	Keith Booth (1997)
Fr.:	188	Joe Smith (1994)
So.:	209	Joe Smith (1995)
Jr.:	162	Keith Booth (1996)
Sr.:	213	Keith Booth (1997)
Career:	576	Keith Booth (1994-97)

### Free Throws Attempted

Game:	24	Keith Booth vs. George Washington (12-9-96)
Season:	297	Keith Booth (1997)
Fr.:	229	Joe Smith (1994)
So.:	282	Joe Smith (1995)
Jr.:	214	Keith Booth (1996)
Sr.:	297	Keith Booth (1997)
Career:	824	Keith Booth (1994-97)

### Games Played

Season:	37	Len Bias (1985)
	37	Adrian Branch (1985)
Career:	141	Juan Dixon (1999-02)
Consecutive in a Career:	141	Juan Dixon (1999-02)

### Games Started

Season:	37	Len Bias (1985)
	37	Adrian Branch (1985)
Career:	136	Steve Blake (2000-2003)
Consecutive in a Career:	126	Keith Booth (1994-97)




Len Bias




Keith Booth




Len Elmore



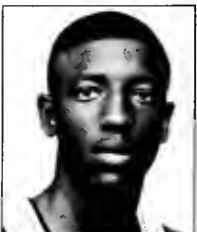
Adrian Branch



Johnny Rhodes



Joe Smith



Walt Williams



## Individual Leaders



Ernest Graham



Tom McMillen



Gary Ward

### Most Points, Game (30-point scorers)

1. 44 Ernest Graham vs. NC State (12-20-78)
2. 43 Al Bunge vs. Yale (1-4-60)
3. 41 Len Bias at Duke (1-25-86)  
Gene Shue vs. Washington & Lee (2-12-53)
5. 40 Joe Smith vs. Duke (3-1-95)  
S - Gene Shue vs. Wake Forest (3-6-53)
7. 39 c - Walt Williams vs. Wake Forest (1-22-92)
8. 38 A - Walt Williams vs. Clemson (3-12-92)  
c - Walt Williams at Florida State (2-5-92)  
A - Albert King vs. Clemson (2-29-80)  
Jim O'Brien vs. North Carolina (1-27-73)  
Howard White vs. South Carolina (12-16-70)
13. 36 Evers Burns vs. Georgia Tech (2-6-93)
14. 35 Nik Caner-Medley vs. Temple (1/15/05)  
Exree Hipp vs. Towson State (12-23-93)  
Jerrod Mustaf vs. Duke (2-10-90)  
Len Bias at North Carolina (2-20-86)  
Tom McMillen at George Washington (12-4-71)
18. 34 Walt Williams at Clemson (2-22-92)  
Tony Massenburb vs. Georgia Tech (2-3-90)  
John Lucas vs. NC State (1-28-76)  
John Lucas vs. Wake Forest (1-10-76)  
Gary Ward vs. Wake Forest (2-7-66)
23. 33 Nik Caner-Medley at Georgia Tech (1-25-06)  
N - Juan Dixon vs. Kansas (3-30-02)  
Juan Dixon vs. Georgia Tech (2-16-00)  
A - Keith Booth vs. Georgia Tech (3-9-96)  
Joe Smith vs. Clemson (2-25-95)  
Joe Smith vs. Utah (11-22-94)  
Joe Smith vs. Rider (11-30-93)  
c - Walt Williams at Virginia (1-29-92)  
Matt Roe vs. Georgia Tech (2-13-91)  
Walt Williams vs. North Carolina (1-10-90)  
Len Bias at George Mason (11-26-85)  
Tom McMillen vs. Navy (1-20-73)  
Tom McMillen vs. Canisius (12-17-71)  
Howard White vs. Georgetown (12-14-70)  
Will Hetzel vs. South Carolina (3-6-69)  
Bob O'Brien vs. Clemson (1-7-56)  
A - Bob Kessler vs. Duke (3-1-56)
39. 32 Lonny Baxter vs. Norfolk State (12-23-00)  
Laron Profit at Florida State (2-27-99)  
Steve Francis vs. Clemson (2-24-99)  
Kevin McLinton vs. Florida State (2-13-93)  
c Walt Williams at North Carolina (1-13-92)  
Rudy Archer vs. Mt. St. Mary's (12-8-87)  
Derrick Lewis vs. Md. Baltimore County (2-18-87)  
Albert King vs. Wake Forest (1-20-80)  
Tom McMillen vs. Georgetown (12-13-71)  
Barry Yates vs. Miami, Fla. (12-29-70)
49. 31 Juan Dixon vs. Duke (2-9-00)  
Lonny Baxter vs. NC State (2-6-00)  
Juan Dixon vs. Georgia Tech (1-15-00)  
N - Joe Smith vs. Texas (3-19-95)  
Walt Williams vs. Virginia (3-7-92)  
c - Walt Williams vs. Clemson (1-25-92)  
Walt Williams vs. West Virginia (12-7-91)  
N - Len Bias vs. UNLV (3-16-86)  
Ernest Graham vs. Bucknell (12-22-79)  
John Lucas at North Carolina (2-15-75)  
John Lucas vs. Duke (2-2-74)
60. 30 Nik Caner-Medley at Temple (1-28-06)  
A - John Gilchrist vs. NC State (3-13-04)  
Juan Dixon vs. NC State (2-20-01)  
Juan Dixon vs. Wake Forest (1-17-01)  
Johnny Rhodes vs. Kentucky (11-24-95)  
Joe Smith vs. Massachusetts (12-10-94)  
Joe Smith at Oklahoma (12-7-93)  
c - Walt Williams vs. Florida State (1-18-92)  
c - Walt Williams vs. NC State (1-11-92)  
Walt Williams vs. Rutgers (12-27-90)  
Walt Williams vs. Boston College (12-3-90)  
Jerrod Mustaf vs. Delaware State (11-25-89)  
Tony Massenburb vs. Georgia Tech (2-14-89)  
Len Bias vs. Georgia Tech (2-22-86)  
Len Bias vs. Villanova (1-27-85)  
Adrian Branch vs. Virginia (1-30-85)

Albert King at Virginia (2-21-79)

John Lucas vs. NC State (1-16-75)

Barry Yates vs. Richmond (1-2-71)

c-consecutive games during the 1991-92 season; N-NCAA Tournament; A-ACC Tournament; S-Southern Conference Tournament

### Multiple 30-Point Scoring Games


1. 15 Walt Williams (1989-92)
2. 7 Joe Smith (1994-95)
3. 6 Juan Dixon (1999-02)
- 6 Len Bias (1983-86)
5. 5 John Lucas (1973-76)

### Most Points, Season (500 or more)

1. 776 Walt Williams (1992)
2. 743 Len Bias (1986)
3. 735 Juan Dixon (2002)
4. 708 Joe Smith (1995)
5. 701 Len Bias (1985)
6. 674 Albert King (1980)
7. 671 Adrian Branch (1985)
8. 667 Tom McMillen (1972)
9. 654 Juan Dixon (2001)  
654 Gene Shue (1954)
11. 630 Juan Dixon (2000)
12. 624 Keith Booth (1997)
13. 616 Tom McMillen (1973)
14. 609 Jerrod Mustaf (1990)
15. 605 Will Hetzel (1969)
16. 582 Joe Smith (1994)
17. 579 Steve Francis (1999)
18. 577 Greivis Vasquez (2008)
19. 564 John Lucas (1974)
20. 561 Lonny Baxter (2001)
21. 559 Albert King (1981)
22. 557 Tony Massenburb (1990)  
557 John Lucas (1976)
24. 552 Drew Nicholas (2003)
25. 547 Lonny Baxter (2000)
26. 541 Adrian Branch (1983)
27. 537 Terence Morris (2000)
28. 533 Lonny Baxter (2002)
29. 525 James Gist (2008)
30. 524 Tom McMillen (1974)
31. 521 Terence Morris (1999)
32. 518 Evers Burns (1993)
33. 512 Jay McMillen (1965)
34. 511 Nik Caner-Medley (2005)
35. 510 Demick Lewis (1987)
36. 506 Laron Profit (1998)
37. 505 D.J. Strawberry (2007)

### Most Points, Career (1,000 or more)

1. 2,269 Juan Dixon (1999-02)
2. 2,149 Len Bias (1983-86)
3. 2,058 Albert King (1978-81)
4. 2,017 Adrian Branch (1982-85)
5. 2,015 John Lucas (1973-76)
6. 1,858 Lonny Baxter (1999-02)
7. 1,807 Tom McMillen (1972-74)
8. 1,776 Keith Booth (1994-97)
9. 1,743 Johnny Rhodes (1993-96)
10. 1,733 Terence Morris (1998-01)
11. 1,704 Walt Williams (1989-92)
12. 1,607 Ernest Graham (1978-81)
13. 1,573 Nik Caner-Medley (2003-06)
14. 1,566 Laron Profit (1996-99)
15. 1,561 Greg Manning (1978-81)
16. 1,457 Demick Lewis (1985-88)
17. 1,414 James Gist (2005-08)
18. 1,386 Gene Shue (1952-54)
19. 1,372 Exree Hipp (1993-96)
20. 1,370 Will Hetzel (1968-70)
21. 1,354 Tony Massenburb (1986, 88-90)



Walt Williams



Len Bias



Juan Dixon



Gene Shue



Len Elmore



Al Bunge



Mike Jones

22.	1,315	Evers Burns (1990-93)
23.	1,300	Jay McMillen (1965-67)
24.	1,290	Joe Smith (1994-95)
25.	1,266	Bob Kessler (1954-56)
26.	1,244	Lee Brawley (1949-52)
27.	1,235	Jim O'Brien (1971-73)
28.	1,221	Drew Nicholas (2000-03)
29.	1,219	Steve Sheppard (1975-77)
30.	1,198	Larry Gibson (1976-79)
31.	1,180	Mike Jones (2004-07)
32.	1,172	Obinna Ekezie (1996-99)
33.	1,161	Maunce Howard (1973-76)
34.	1,153	Buck Williams (1978-81)
35.	1,139	Steve Blake (2000-2003)
36.	1,126	D.J. Strawberry (2004-07)
37.	1,123	Duane Simpkins (1993-96)
38.	1,109	Ekene Ibekwe (2004-07)
39.	1,108	Chris McCray (2003-06)
40.	1,094	Gary Ward (1964-66)
41.	1,087	Keith Gatlin (1984-86, 88)
42.	1,064	Kevin McLinton (1990-93)
43.	1,026	Brad Davis (1975-77)
44.	1,022	John Gilchrist (2003-05)
45.	1,017	Len Elmore (1972-74)
46.	1,007	Lawrence Boston (1976-78)

### Scoring Average, Season (20.0 or more)

1.	26.8	Walt Williams (1992)
1.	26.8	Walt Williams (1992)
2.	23.3	Will Hetzel (1969)
3.	23.2	Len Bias (1986)
4.	22.1	Gene Shue (1953)
5.	21.8	Gene Shue (1954)
6.	21.7	Albert King (1980)
7.	21.2	Tom McMillen (1973)
8.	20.84	Tom McMillen (1972)
9.	20.82	Joe Smith (1995)
10.	20.42	Juan Dixon (2002)
	20.42	Bob Kessler (1955)
12.	20.3	Bob Kessler (1956)
13.	20.1	John Lucas (1976)

### Scoring Average, Career

1.	20.5	Tom McMillen (1972-74)
2.	20.2	Joe Smith (1994-95)
3.	18.7	Gene Shue (1952-54)
4.	18.3	John Lucas (1973-76)
5.	18.0	Will Hetzel (1968-70)
6.	17.4	Albert King (1978-81)
7.	16.6	Jerrold Mustaf (1989-90)
8.	16.2	Walt Williams (1989-92)
9.	16.1	Juan Dixon (1999-02)

### Rebounds, Game (20 or more)

1.	26	Len Elmore at Wake Forest (2-27-74)
2.	24	Len Elmore vs. Kent State (1-2-73)
		Will Hetzel vs. W. Virginia (12-4-68)
4.	23	Derrick Lewis at J. Madison (1-28-87)
5.	22	Buck Williams vs. Louisville (12-13-80)
		Buck Williams at UNLV (12-4-78)
		Al Bunge vs. Georgetown (2-26-58)
		Bob Kessler vs. Georgetown (2-25-56)
9.	21	Joe Smith vs. Texas (3-18-95)
		Joe Smith vs. Virginia (2-1-95)
		Mike Davis vs. Pittsburgh (2-15-77)
		Len Elmore vs. No. Carolina (2-13-74)
		Len Elmore vs. E. Kentucky (12-5-73)
14.	20	Joe Smith vs. Florida St. (1-11-94)
		Tony Massenburg at Ga. Tech (2-13-90)
		Len Elmore vs. Duke (2-2-74)
		Len Elmore vs. Richmond (1-2-74)

### Rebounds, Season

1.	412	Len Elmore (1974)
2.	363	Buck Williams (1981)
3.	362	Joe Smith (1995)
4.	351	Len Elmore (1972)
5.	336	Bob Kessler (1956)
6.	323	Buck Williams (1979)

7.	321	Joe Smith (1994)
		Tom Roy (1975)
9.	318	Will Hetzel (1969)
10.	314	Tony Massenburg (1990)
11.	308	Lonny Baxter (2000)
12.	306	Tom McMillen (1972)

### Rebounds, Career (500 or more)

1.	1,053	Len Elmore (1972-74)
2.	998	Lonny Baxter (1999-02)
3.	948	Derrick Lewis (1985-88)
4.	928	Buck Williams (1979-81)
5.	925	Terence Morris (1998-01)
6.	916	Keith Booth (1994-97)
7.	895	Larry Gibson (1976-79)
8.	859	Tom McMillen (1972-74)
9.	849	Bob Kessler (1954-56)
10.	795	Al Bunge (1958-60)
11.	783	James Gist (2005-08)
12.	781	Ekene Ibekwe (2004-07)
13.	745	Len Bias (1983-86)
14.	722	Tony Massenburg (1986, 88-90)
15.	715	Albert King (1978-81)
16.	704	Johnny Rhodes (1993-1996)
17.	689	Will Hetzel (1968-70)
18.	683	Joe Smith (1994-95)
19.	671	Obinna Ekezie (1996-99)
20.	659	Nik Caner-Medley (2003-06)
21.	651	Rod Horst (1968-70)
22.	636	Herman Veal (1981-84)
23.	634	Evers Burns (1990-93)
24.	629	Lawrence Boston (1976-78)
25.	628	Travis Garrison (2003-06)
26.	615	Gary Ward (1964-66)
27.	599	Juan Dixon (1999-2002)
	599	Bob Kessler (1953-56)
29.	586	Tom Roy (1972-75)
30.	582	Steve Sheppard (1974-77)
31.	572	Ernest Graham (1977-81)
	572	Laron Profit (1995-1999)
33.	570	Rodney Elliott (1994-98)
34.	546	Adrian Branch (1981-85)
35.	542	Jay McMillen (1964-67)
36.	511	Ben Coleman (1982-84)
37.	501	Jerry Greenspan (1960-63)

### Rebounding Average, Season

1.	14.7	Len Elmore (1974)
2.	14.0	Bob Kessler (1956)
3.	12.6	Al Bunge (1960)
4.	12.2	Will Hetzel (1969)
5.	11.7	Buck Williams (1981)
6.	11.2	Len Elmore (1973)
7.	11.1	Tom Roy (1975)
8.	11.0	Len Elmore (1972)
	11.0	Bob Kessler (1955)
10.	10.8	Buck Williams (1979)

### Rebounding Average, Career

1.	12.2	Len Elmore (1972-74)
2.	10.9	Buck Williams (1978-81)
	10.9	Bob Kessler (1954-56)
4.	10.7	Joe Smith (1994-95)
5.	10.6	Al Bunge (1958-60)

### Assists, Game

1.	15	Greivis Vasquez vs. NC State (2-9-08)
	15	Terrell Stokes vs. W. Carolina (11-14-98)
2.	14	Steve Blake vs. No. Carolina (1-9-02)
	14	Terrell Stokes vs. Towson St. (11-30-96)
4.	13	Steve Blake vs. Duquesne (11-30-02)
	13	Steve Blake vs. Wake Forest (2-24-02)
	13	Steve Blake vs. Duke (2-17-02)
	13	Steve Blake vs. Clemson (1-20-02)
	13	Steve Blake vs. Stony Brook (12-6-00)
	13	Steve Francis vs. Virginia (2-6-99)
	13	Keith Gatlin vs. Virginia (1-30-84)



Buck Williams



Herman Veal



Terrell Stokes



Keith Gatlin



DJ Strawberry



Laron Profit

### Assists, Season (150 or more)

1.	286	Steve Blake (7.9 apg; 2002)
2.	248	Steve Blake (6.9 apg; 2001)
3.	231	Greivis Vasquez (6.8 apg; 2009)
4.	221	Steve Blake (7.1 apg; 2003)
	221	Keith Gatlin (6.0 apg; 1985)
6.	217	Steve Blake (6.2 apg; 2000)
7.	213	Terrell Stokes (6.3 apg; 1999)
8.	204	Keith Gatlin (6.4 apg; 1986)
9.	178	John Lucas (5.9 apg; 1973)
10.	175	Kevin McLinton (6.3 apg; 1993)
11.	172	Rudy Archer (5.5 apg; 1998)
12.	165	Brad Davis (5.9 apg; 1976)
13.	162	Duane Simpkins (4.8 apg; 1995)
14.	159	John Gilchrist (5.0 apg; 2004)
	159	John Lucas (5.6 apg; 1974)
15.	157	Greivis Vasquez (4.6 apg; 2007)

### Assists, Career (300 or more)

1.	972	Steve Blake (7.0 apg; 2000-03)
2.	649	Keith Gatlin (5.3 apg; 1984-86, 88)
3.	593	Terrell Stokes (4.6 apg; 1996-99)
4.	514	John Lucas (4.7 apg; 1973-76)
5.	483	Duane Simpkins (4.1 apg; 1993-96)
6.	469	Kevin McLinton (5.2 apg; 1990-93)
7.	460	Dutch Morley (3.8 apg; 1979-82)
8.	437	Johnny Rhodes (3.6 apg; 1993-96)
9.	431	Brad Davis (5.1 apg; 1975-77)
10.	410	Walt Williams (3.9 apg; 1989-92)
11.	398	Greivis Vasquez (5.7 apg; 2007-08)
12.	371	Juan Dixon (2.6 apg; 1999-02)
13.	360	Jeff Adkins (2.8 apg; 1982-85)
14.	364	John Gilchrist (4.0 apg; 2003-05)
15.	346	Ernest Graham (2.9 apg; 1978-81)
16.	316	D.J. Strawberry (2.8 apg; 2004-07)
17.	304	Albert King (2.6 apg; 1978-81)

### Steals, Game

1.	9	Johnny Rhodes at No. Carolina (2-7-96)
	9	Johnny Rhodes vs. American (12-23-95)
3.	8	Juan Dixon vs. Florida State (1-26-02)
	8	Juan Dixon vs. No. Carolina (1-9-02)
	8	Juan Dixon vs. Georgia Tech (1-6-01)
	8	Terrell Stokes vs. S.C. State (12-27-98)
7.	7	Chris McCray vs. Wagner (1-4-03)
	7	Juan Dixon vs. UMES (12-30-00)
	7	Laron Profit vs. Clemson (1-15-97)
	7	Johnny Rhodes at Virginia (2-1-96)
	7	Johnny Rhodes vs. Howard (12-6-95)
	7	Walt Williams vs. No. Carolina (3-11-89)
	7	Walt Williams vs. Mt. St. Mary's (11-23-91)

### Steals, Season

1.	110	Johnny Rhodes (3.7 spg; 1996)
2.	96	Juan Dixon (2.7 spg; 2000)
3.	95	Juan Dixon (2.6 spg; 2001)
	95	Steve Francis (2.8 spg; 1999)
5.	92	Juan Dixon (2.6 spg; 2002)
6.	87	Laron Profit (2.7 spg; 1998)
7.	85	Johnny Rhodes (2.5 spg; 1995)
8.	78	Johnny Rhodes (2.6 spg; 1994)
9.	71	Steve Blake (2.0 spg; 2000)
	71	Johnny Rhodes (2.5 spg; 1993)
11.	69	D.J. Strawberry (2.0 spg; 2007)
12.	68	Laron Profit (2.0 spg; 1999)
13.	67	Terrell Stokes (2.0 spg; 1999)
14.	64	Keith Booth (2.0 spg; 1997)
	64	Dutch Morley (2.1 spg; 1980)

### Steals, Career

1.	344	Johnny Rhodes (2.8 spg; 1993-96)
2.	333	Juan Dixon (2.4 spg; 1999-02)
3.	252	Laron Profit (2.1 spg; 1996-99)
4.	234	Steve Blake (1.7 spg; 2000-03)
5.	202	D.J. Strawberry (1.8 spg; 2004-07)
6.	193	Keith Booth (1.5 spg; 1994-97)
7.	190	Terrell Stokes (1.5 spg; 1996-99)
8.	175	Walt Williams (1.7 spg; 1989-92)
9.	170	Dutch Morley (1.4 spg; 1979-82)
10.	166	Chris McCray (1.6 spg; 2003-06)

11.	162	Terence Morris (1.3 spg; 1998-01)
12.	145	Nik Caner-Medley (1.2 spg; 2003-06)
13.	137	Derrick Lewis (1.1 spg; 1985-88)
14.	136	Kevin McLinton (1.5 spg; 1990-93)
15.	123	John Gilchrist (1.4 spg; 2003-05)
	123	Ernest Graham (1.0 spg; 1978-81)
17.	120	Duane Simpkins (1.1 spg; 1993-96)

### Blocked Shots, Game

1.	12	Cedric Lewis at South Florida (1-20-91)
		Derrick Lewis at James Madison (1-28-87)
3.	10	Derrick Lewis vs. UMES (2-27-87)
		Derrick Lewis vs. UMBC (2-18-87)
		Derrick Lewis vs. Towson State (2-21-85)
		Derrick Lewis vs. Tennessee (11-24-84)
7.	8	Ekene Ibekwe vs. Mount St. Mary's (12-28-06)
		Cedric Lewis vs. Georgia Tech (2-13-91)
		Cedric Lewis vs. UMBC (1-7-91)
		Cedric Lewis vs. Calif.-Irvine (12-11-90)
		Larry Gibson vs. St. Joseph's (12-29-78)

### Blocked Shots, Season

1.	143	Cedric Lewis (5.1 bpg; 1991)
2.	114	Derrick Lewis (4.4 bpg; 1987)
3.	99	Derrick Lewis (2.7 bpg; 1985)
4.	97	Joe Smith (2.9 bpg; 1995)
5.	93	Joe Smith (3.1 bpg; 1994)
6.	88	Ekene Ibekwe (2.7 bpg; 2007)
7.	79	Terence Morris (2.2 bpg; 2001)
	79	Lonny Baxter (2.3 bpg; 2000)
9.	77	James Gist (2.3 bpg; 2008)
	77	Terence Morris (2.3 bpg; 1999)
11.	72	James Gist (2.1 bpg; 2007)
12.	71	Terence Morris (2.1 bpg; 1900)
	71	Derrick Lewis (2.2 bpg; 1986)
14.	69	Lonny Baxter (2.0 bpg; 2002)
15.	67	Larry Gibson (2.5 bpg; 1977)

### Blocked Shots, Career

1.	339	Derrick Lewis (2.7 bpg; 1985-88)
2.	256	Terence Morris (1.7 bpg; 1998-01)
3.	239	Cedric Lewis (2.5 bpg; 1988-91)
4.	231	James Gist (1.8 bpg; 2005-08)
5.	230	Ekene Ibekwe (1.8 bpg; 2004-07)
6.	227	Lonny Baxter (1.6 bpg; 1999-02)
7.	190	Joe Smith (3.0 bpg; 1994-1995)
8.	182	Larry Gibson (1.8 bpg; 1976-79)
9.	136	Travis Garrison (1.1 bpg; 2003-06)
10.	132	Tahj Holden (1.0 bpg; 2000-03)
11.	125	Obinna Ekezie (1.1 bpg; 1996-99)
12.	97	Tony Massenburg (0.9 bpg; 1986, 88-90)
13.	87	Len Bias (0.7 bpg; 1983-86)
14.	86	Buck Williams (1.0 bpg; 1979-81)
	86	Nik Caner-Medley (0.7 bpg; 2003-06)
16.	81	Walt Williams (0.8 bpg; 1989-92)
17.	75	Ben Coleman (1.2 bpg; 1983-84)
18.	74	Mike Mardesich (0.5 bpg; 1998-01)
19.	72	Laron Profit (0.6 bpg; 1996-99)
	72	Keith Booth (0.5 bpg; 1994-97)

### FG Percentage, Game (min. 8 att.)

1.	1.000 (10-10)	Lonny Baxter vs. No. Texas (12-23-98)
	(10-10)	Ryan Randle vs. Wagner (1-4-03)
	(9-9)	Steve Francis vs. NC State (1-10-99)
	(8-8)	Obinna Ekezie vs. American (12-21-96)
	(8-8)	Joe Smith vs. Clemson (1-25-95)
	(8-8)	Buck Williams vs. Canisius (12-23-78)
	(8-8)	Gary Williams vs. S. Carolina (12-10-66)
	(8-8)	Greg Manning vs. F. Dickinson (12-10-80)
	(8-8)	Ben Coleman vs. Duquesne (12-10-83)
	(8-8)	Ben Coleman vs. Wake Forest (2-26-84)

### FG Percentage, Season (min. 100 att.)

1.	.647	(183-283)	Buck Williams (1981)
2.	.643	(196-305)	Greg Manning (1980)
3.	.611	(102-167)	Charles Pittman (1982)
4.	.608	(194-319)	Ben Coleman (1984)
5.	.606	(143-236)	Buck Williams (1980)




Ekene Ibekwe



Cedric Lewis



Derrick Lewis



Greg Manning



Steve Blake



Albert King

### FG Percentage, Career

1.	.615	(446-725)	Buck Williams (1979-81)
2.	.589	(376-638)	Ben Coleman (1983-84)
3.	.583	(623-1068)	Greg Manning (1978-81)
4.	.576	(438-760)	Lawrence Boston (1976-78)
5.	.555	(699-1259)	Tom McMillen (1972-74)
6.	.553	(712-1287)	Lonny Baxter (1999-02)
7.	.551	(484-878)	Larry Gibson (1976-79)
8.	.550	(451-819)	Joe Smith (1994-95)
9.	.547	(485-886)	Maurice Howard (1973-76)
10.	.540	(564-1044)	Derrick Lewis (1985-88)
11.	.536	(838-1562)	Len Bias (1983-86)
12.	.535	(386-721)	Brad Davis (1975-77)
13.	.530	(491-927)	Steve Sheppard (1975-77)
14.	.525	(393-748)	Jerrold Mustaf (1989-90)
15.	.5247	(862-1,643)	John Lucas (1973-76)

### Field Goals Made, Season

1.	275	Albert King (1980)
2.	274	Len Bias (1985)
3.	270	Adnan Branch (1985)
4.	267	Len Bias (1986)
5.	256	Walt Williams (1992)
6.	253	John Lucas (1974)
7.	251	Juan Dixon (2002)
8.	250	Tom McMillen (1973)
9.	245	Joe Smith (1995)
10.	236	Jerrold Mustaf (1990)
11.	235	Tom McMillen (1972)
12.	234	Juan Dixon (2000)
13.	233	John Lucas (1976)
	233	Will Hetzel (1969)
15.	232	Juan Dixon (2001)
	232	Albert King (1981)

### Field Goals Made, Career

1.	862	Albert King (1978-81)
	862	John Lucas (1973-76)
3.	838	Len Bias (1983-86)
4.	802	Juan Dixon (1999-02)
5.	767	Adnan Branch (1982-85)
6.	712	Lonny Baxter (1999-02)
7.	699	Tom McMillen (1972-74)
8.	686	Ernest Graham (1978-81)
9.	684	Johnny Rhodes (1993-96)
10.	644	Terence Morris (1998-01)
11.	623	Greg Manning (1978-81)
12.	589	Keith Booth (1994-97)
13.	583	Laron Profit (1996-99)
	583	Walt Williams (1989-92)
15.	570	Nik Caner-Medley (2003-06)

### Field Goals Attempted, Season

1.	542	Walt Williams (1992)
2.	535	Juan Dixon (2002)
3.	529	Adnan Branch (1985)
4.	527	Will Hetzel (1969)
5.	519	Len Bias (1985)
6.	506	Juan Dixon (2000)
7.	497	Albert King (1980)
8.	495	John Lucas (1974)
9.	491	Len Bias (1986)
10.	480	Juan Dixon (2001)
11.	469	Gene Shue (1954)
12.	468	Bob Kessler (1955)
13.	462	Albert King (1981)
14.	461	Greivis Vasquez (2008)
15.	456	John Lucas (1976)

### Field Goals Attempted, Career

1.	1,713	Juan Dixon (1999-02)
2.	1,673	Albert King (1978-81)
3.	1,643	John Lucas (1973-76)
4.	1,579	Adnan Branch (1982-85)
5.	1,562	Len Bias (1983-86)
6.	1,482	Johnny Rhodes (1993-96)
7.	1,363	Ernest Graham (1978-81)
8.	1,300	Terence Morris (1998-01)
9.	1,291	Keith Booth (1994-97)
10.	1,287	Lonny Baxter (1999-02)
11.	1,259	Tom McMillen (1972-74)

12.	1,251	Walt Williams (1989-92)
13.	1,242	Will Hetzel (1968-70)
14.	1,240	Nik Caner Medley (2003-06)
15.	1,229	Laron Profit (1996-99)

### 3-Point Field Goals Made, Season

1.	92	Juan Dixon (2002)
2.	89	Walt Williams (1992)
3.	81	Mike Jones (2007)
4.	74	Drew Nicholas (2003)
5.	64	Greivis Vasquez (2008)
	64	Steve Blake (2003)
	64	Teyon McCoy (1990)
8.	62	Juan Dixon (2001)
9.	61	Mike Jones (2006)
10.	60	Sarunas Jasikevicius (1998)
11.	59	Johnny Rhodes (1993)
12.	56	Eric Hayes (2008)
	56	Keith Gallin (1988)
14.	49	Juan Dixon (2000)
15.	48	Matt Roe (1991)
	48	Rudy Archer (1988)

### 3-Point Field Goals Made, Career

1.	239	Juan Dixon (1999-02)
2.	203	Mike Jones (2004-07)
3.	186	Johnny Rhodes (1993-96)
4.	182	Steve Blake (2000-03)
5.	176	Drew Nicholas (2000-03)
6.	154	Walt Williams (1989-92)
7.	136	Sarunas Jasikevicius (1995-98)
8.	132	Teyon McCoy (1987-88, 90)
9.	130	Duane Simpkins (1993-96)
10.	116	Nik Caner-Medley (2003-06)
11.	105	Laron Profit (1996-99)
12.	103	Chris McCray (2003-06)
13.	101	Terence Morris (1998-01)
14.	95	Greivis Vasquez (2007-08)
15.	89	Terrell Stokes (1996-99)

### 3-Point Field Goals Attempted, Season

1.	240	Walt Williams (1992)
2.	232	Juan Dixon (2002)
3.	207	Greivis Vasquez (2008)
4.	184	Mike Jones (2007)
5.	178	Drew Nicholas (2003)
6.	173	Johnny Rhodes (1993)
7.	164	Teyon McCoy (1990)
8.	156	Matt Roe (1991)
9.	154	Steve Blake (2003)
10.	151	Juan Dixon (2001)
	151	Laron Profit (1998)
12.	147	Mike Jones (2006)
13.	143	Eric Hayes (2008)
14.	135	Juan Dixon (2000)
	135	Johnny Rhodes (1996)

### 3-Point Field Goals Attempted, Career

1.	615	Juan Dixon (1999-02)
2.	557	Johnny Rhodes (1993-96)
3.	495	Mike Jones (2004-07)
4.	478	Steve Blake (2000-03)
5.	447	Drew Nicholas (2000-03)
6.	429	Walt Williams (1989-92)
	429	Sarunas Jasikevicius (1995-98)
8.	348	Nik Caner-Medley (2003-06)
9.	326	Laron Profit (1996-99)
10.	320	Duane Simpkins (1993-96)
11.	316	Teyon McCoy (1987-88, 90)
12.	312	Chris McCray (2003-06)
13.	305	Greivis Vasquez (2007-08)
14.	299	Terence Morris (1998-01)
15.	286	Exree Hipp (1993-96)




Terence Morris



John Lucas



Matt Roe



Sarunas Jasikevicius



Johnny Rhodes



Jerry Greenspan



Greg Manning

### FT Percentage, Game (min. 10 att.)

1.	1.000 (14-14)	Jerry Greenspan vs. Minnesota (12-10-60)
	(13-13)	Len Bias vs. No. Carolina (2-20-86)
		Lee Brawley vs. No. Carolina (1-2-51)
	(12-12)	Nik Caner-Medley at Virginia (3-6-06)
		Duane Simpkins vs. Kentucky (11-24-95)
		Matt Roe vs. Wake Forest (2-23-91)
		T. Massenburg at Penn St. (3-19-90)
		Bill Stasiulatis vs. Wake Forest (3-3-61)
		Lee Brawley vs. No. Carolina (1-2-51)
		Bob Kessler vs. Geo. Washington (1-5-56)
	(11-11)	Juan Dixon vs. Georgia Tech (1-6-01)
		Duane Simpkins vs. Virginia (3-5-94)
	(10-10)	Chris McCray vs. Duke (2/12/05)
		Juan Dixon vs. Wake Forest (1-17-01)
		Tom Milroy vs. Penn St. (11-30-68)
		Jerry Bechtle vs. No. Carolina (2-23-60)

### FT Percentage, Season (min. 50 att.)

1.	.908 (79-87)	Greg Manning (1990)
2.	.903 (102-113)	Chris McCray (2005)
3.	.898 (141-157)	Juan Dixon (2002)
4.	.897 (61-68)	Chris McCray (2006)
5.	.865 (128-149)	Juan Dixon (2001)
6.	.864 (209-242)	Len Bias (1986)
	.864 (57-66)	Jo Jo Hunter (1978)
8.	.862 (50-58)	Keith Gatlin (1985)
9.	.857 (66-77)	Greg Manning (1979)

### FT Percentage, Career

1.	.858 (315-367)	Greg Manning (1978-81)
2.	.854 (275-322)	Chris McCray (2003-06)
3.	.850 (426-501)	Juan Dixon (1999-02)
4.	.836 (122-146)	Dutch Morley (1979-82)
5.	.813 (100-123)	Jo Jo Hunter (1977-78)
6.	.812 (311-383)	Duane Simpkins (1993-96)
7.	.803 (301-375)	Jim O'Brien (1971-73)
8.	.8029 (163-203)	Mike Jones (2004-07)
9.	.802 (85-106)	Bob McDonald (1959, 61)
10.	.799 (409-512)	Tom McMillen (1972-74)
11.	.7953 (470-591)	Len Bias (1983-86)
12.	.7951 (163-205)	Keith Gatlin (1984-86, 88)
13.	.799 (254-318)	Brad Davis (1975-77)

### Free Throws Made, Season

1.	213	Keith Booth (1997)
2.	209	Joe Smith (1995)
	209	Len Bias (1986)
4.	197	Tom McMillen (1972)
5.	175	Walt Williams (1992)
6.	174	Bob Kessler (1956)
7.	168	Joe Smith (1994)
8.	162	Keith Booth (1996)
9.	153	Len Bias (1985)
10.	147	Lonny Baxter (2002)
12.	145	Tony Massenburg (1990)
13.	143	Jerry Greenspan (1963)
14.	141	Juan Dixon (2002)
15.	139	Will Hetzel (1969)

### Free Throws Made, Career

1.	576	Keith Booth (1994-97)
2.	470	Len Bias (1983-86)
3.	454	Adrian Branch (1982-85)
4.	431	Lonny Baxter (1999-02)
5.	426	Juan Dixon (1999-02)
6.	409	Tom McMillen (1972-74)
7.	386	Bob Kessler (1954-56)
8.	384	Walt Williams (1989-92)
9.	377	Joe Smith (1994-95)
10.	356	Obinna Ekezie (1996-99)
11.	344	Terence Morris (1998-01)
12.	334	Albert King (1978-81)
13.	317	Jerry Greenspan (1961-63)
	317	Nik Caner-Medley (2003-06)
15.	315	Greg Manning (1978-81)

### Free Throws Attempted, Season

1.	297	Keith Booth (1997)
2.	282	Joe Smith (1995)
3.	263	Bob Kessler (1956)
4.	242	Len Bias (1986)
5.	241	Tom McMillen (1972)
6.	236	Lonny Baxter (2002)
7.	231	Walt Williams (1992)
8.	229	Joe Smith (1994)
9.	214	Keith Booth (1996)
10.	206	Lonny Baxter (2001)
11.	204	Bob Kessler (1955)
12.	201	Tony Massenburg (1990)
13.	200	Obinna Ekezie (1998)
14.	197	Len Bias (1985)
15.	191	Jerry Greenspan (1963)

### Free Throws Attempted, Career

1.	824	Keith Booth (1994-97)
2.	718	Lonny Baxter (1999-02)
3.	607	Adrian Branch (1982-85)
4.	591	Len Bias (1983-86)
5.	587	Bob Kessler (1954-56)
6.	544	Obinna Ekezie (1996-99)
7.	512	Tom McMillen (1972-74)
8.	511	Joe Smith (1994-95)
9.	504	Walt Williams (1989-92)
10.	501	Juan Dixon (1999-02)
11.	487	Derrick Lewis (1985-88)
12.	484	Ekene Ibekwe (2004-07)
13.	476	Tony Massenburg (1986, 88-90)
14.	441	Terence Morris (1998-01)
15.	431	Laron Profit (1996-99)
	431	Albert King (1978-81)
17.	427	Nik Caner-Medley (2003-06)
18.	420	Jerry Greenspan (1961-63)
19.	419	Buck Williams (1979-81)
20.	406	D.J. Strawberry (2004-07)



Keith Booth



Joe Smith



Obinna Ekezie



Juan Dixon



Adrian Branch

## Freshman Records



Joe Smith

### Points

1.	582	Joe Smith (1994)
2.	442	Adrian Branch (1982)
3.	425	John Lucas (1973)
4.	392	Johnny Rhodes (1993)
5.	381	Albert King (1978)
6.	371	Jerrold Mustaf (1989)
7.	369	Steve Hood (1987)
8.	364	Brad Davis (1975)

### Scoring Average

1.	19.7	Joe Smith (1994)
2.	15.2	Adrian Branch (1982)
3.	14.3	Jerrold Mustaf (1989)
4.	14.2	Steve Hood (1987)
5.	14.2	John Lucas (1973)
6.	14.0	Johnny Rhodes (1993)
7.	13.6	Albert King (1978)
8.	12.8	Brad Davis (1975)

### Rebounds

1.	323	Buck Williams (1979)
2.	322	Joe Smith (1994)
3.	241	Demck Lewis (1985)
4.	202	Jerrold Mustaf (1989)
5.	187	Albert King (1978)
6.	183	Keith Booth (1994)
7.	173	Bnan Williams (1988)
8.	157	Larry Gibson (1976)

### Rebound Average

1.	10.7	Joe Smith (1994)
2.	10.0	Buck Williams (1979)
3.	9.8	Larry Gibson (1976)
4.	7.8	Jerrold Mustaf (1989)
5.	6.7	Albert King (1978)
6.	6.5	Demck Lewis (1985)
7.	6.1	Keith Booth (1994)
8.	6.0	Bnan Williams (1988)



Greivis Vasquez

### Assists

1.	217	Steve Blake (2000)
2.	178	John Lucas (1973)
3.	157	Greivis Vasquez (2007)
4.	148	Keith Gatlin (1984)
5.	134	Brad Davis (1975)
6.	132	Eric Hayes (2007)
7.	128	Dutch Morley (1979)
8.	111	Teyon McCoy (1987)

### Steals

1.	71	Steve Blake (2000)
2.	71	Johnny Rhodes (1993)
3.	51	D.J. Strawberry (2004)
4.	50	Juan Dixon (1999)
5.	45	Keith Booth (1994)
6.	43	Dutch Morley (1979)
7.	42	Joe Smith (1994)
8.	40	Laron Proffit (1996)

### Blocked Shots

1.	99	Demck Lewis (1985)
2.	93	Joe Smith (1994)
3.	44	Ekene Ibekwe (2004)
4.	36	Brian Williams (1988)
5.	31	James Gist (2005)
6.	29	Terence Morns (1998)
7.	28	Jerrold Mustaf (1989)
8.	27	Terence Morns (1998)

### Field Goals Made

1.	190	John Lucas (1973)
2.	168	Joe Smith (1994)
3.	164	Adrian Branch (1982)
4.	164	Albert King (1978)
5.	157	Jerrold Mustaf (1989)
6.	149	Johnny Rhodes (1993)
7.	141	Brad Davis (1975)
8.	135	Steve Hood (1987)

### Field Goals Attempted

1.	395	Joe Smith (1994)
2.	355	Johnny Rhodes (1993)
3.	353	John Lucas (1973)
4.	346	Adrian Branch (1982)
5.	327	Albert King (1978)
6.	302	Jerrold Mustaf (1989)
7.	290	Steve Hood (1987)
8.	270	Exree Hipp (1993)

### 3-Point Field Goals Made

1.	59	Johnny Rhodes (1993)
2.	37	Steve Blake (2000)
3.	36	Juan Dixon (1999)
4.	36	Teyon McCoy (1987)
5.	35	Steve Hood (1987)
6.	31	Drew Nicholas (2000)
7.	31	Greivis Vasquez (2007)
8.	25	Mike Jones (2004)

### 3-Point Field Goals Attempted

1.	173	Johnny Rhodes (1993)
2.	102	Steve Blake (2000)
3.	98	Greivis Vasquez (2007)
4.	97	Juan Dixon (1999)
5.	92	Drew Nicholas (2000)
6.	80	Steve Hood (1987)
7.	80	Teyon McCoy (1987)
8.	63	Exree Hipp (1993)

### Free Throws Made

1.	168	Joe Smith (1994)
2.	114	Adrian Branch (1982)
3.	92	Greg Manning (1978)
4.	87	Keith Booth (1994)
5.	82	Brad Davis (1975)
6.	75	Greivis Vasquez (2007)
7.	65	Al Bunge (1958)
8.	62	Steve Hood (1987)

### Free Throw Attempts

1.	229	Joe Smith (1994)
2.	149	Adrian Branch (1982)
3.	149	Keith Booth (1994)
4.	109	Buck Williams (1979)
5.	108	Greg Manning (1978)
6.	100	Brad Davis (1975)
7.	95	D.J. Strawberry (2004)
8.	95	Steve Hood (1987)

## Sophomore Records



Tom McMillen

### Points

1.	708	Joe Smith (1995)
2.	667	Tom McMillen (1972)
3.	630	Juan Dixon (2000)
4.	609	Jerrold Mustaf (1990)
5.	577	Greivis Vasquez (2008)
6.	564	John Lucas (1974)
7.	547	Lonny Baxter (2000)
8.	541	Adnan Branch (1983)

### Scoring Average

1.	21.2	Tom McMillen (1972)
2.	20.8	Joe Smith (1995)
3.	20.1	John Lucas (1974)
4.	19.7	Jay McMillen (1965)
5.	18.7	Adrian Branch (1983)
6.	18.5	Jerrold Mustaf (1990)
7.	18.0	Juan Dixon (2000)
8.	17.0	Greivis Vasquez (2008)

### Rebounds

1.	362	Joe Smith (1995)
2.	351	Len Eimore (1972)
3.	308	Lonny Baxter (2000)
4.	306	Tom McMillen (1972)
5.	265	Al Bunge (1958)
6.	257	Chris Wilcox (2002)
7.	254	Jerrold Mustaf (1990)
8.	249	Lawrence Boston (1976)

### Rebound Average

1.	11.0	Len Eimore (1972)
2.	10.7	Joe Smith (1995)
3.	10.1	Buck Williams (1980)
4.	9.8	Tom McMillen (1972)
5.	9.1	Al Bunge (1958)
6.	8.9	Lawrence Boston (1976)
7.	8.8	Lonny Baxter (2000)
8.	8.6	Barry Yates (1971)



Nik Caner-Medley

### Assists

1.	248	Steve Blake (2001)
2.	231	Greivis Vasquez (2008)
3.	221	Keith Gatlin (1985)
4.	165	Brad Davis (1976)
5.	159	John Gilchrist (2204)
6.	159	John Lucas (1974)
7.	143	Terrell Stokes (1997)
8.	138	Eric Hayes (2008)

### Steals

1.	95	Juan Dixon (2000)
2.	78	Johnny Rhodes (1994)
3.	64	Dutch Morley (1980)
4.	57	Steve Blake (2001)
5.	57	Laron Proffit (1997)
6.	57	Walt Williams (1990)
7.	56	John Gilchrist (2004)
8.	53	Chns McCray (2004)

### Blocked Shots

1.	97	Joe Smith (1995)
2.	97	Joe Smith (1995)
3.	79	Lonny Baxter (2000)
4.	77	Terence Morris (1999)
5.	71	Demck Lewis (1986)
6.	55	Ekene Ibekwe (2005)
7.	53	Chris Wilcox (2002)
8.	51	James Gist (2005)
9.	43	Keith Booth (1995)

### Field Goals Made

1.	253	John Lucas (1974)
2.	245	Joe Smith (1995)
3.	236	Jerrold Mustaf (1990)
4.	235	Tom McMillen (1972)
5.	234	Juan Dixon (2000)
6.	222	Ernest Graham (1979)
7.	218	Lonny Baxter (2000)
8.	211	Len Bias (1984)

### Field Goals Attempted

1.	506	Juan Dixon (2000)
2.	495	John Lucas (1974)
3.	461	Greivis Vasquez (2008)
4.	454	Ernest Graham (1979)
5.	446	Jerrold Mustaf (1990)
6.	428	Tom McMillen (1972)
7.	424	Joe Smith (1995)
8.	424	Jay McMillen (1965)

### 3-Point Field Goals Made

1.	64	Greivis Vasquez (2008)
2.	56	Eric Hayes (2008)
3.	49	Juan Dixon (2000)
4.	43	John Gilchrist (2004)
5.	40	Johnny Rhodes (1994)
6.	38	Duane Simpkins (1994)
7.	37	Steve Blake (2001)
8.	36	Nik Caner-Medley (2004)
9.	36	Mike Jones (2005)

### 3-Point Field Goals Attempted

1.	207	Greivis Vasquez (2008)
2.	143	Eric Hayes (2008)
3.	135	Juan Dixon (2000)
4.	129	Johnny Rhodes (1994)
5.	115	Nik Caner-Medley (2004)
6.	112	John Gilchrist (2004)
7.	102	Mike Jones (2005)
8.	101	Chns McCray (2004)

### Free Throws Made

1.	209	Joe Smith (1995)
2.	197	Tom McMillen (1972)
3.	134	Jim O'Brien (1971)
4.	133	Jim Halleck (1957)
5.	127	Jerrold Mustaf (1990)
6.	118	Adrian Branch (1983)
7.	115	Greivis Vasquez (2008)
8.	114	Keith Booth (1995)


### Free Throw Attempts

1.	282	Joe Smith (1995)
2.	241	Tom McMillen (1972)
3.	187	Lonny Baxter (2000)
4.	174	Jim Halleck (1957)
5.	171	Jim O'Brien (1971)
6.	165	Adrian Branch (1983)
7.	164	Keith Booth (1995)
8.	164	Jerrold Mustaf (1990)






## Junior Records



Len Bias



James Gist

### Points

1.	701	Len Bias (1985)
2.	674	Albert King (1980)
3.	654	Juan Dixon (2001)
4.	616	Tom McMillen (1973)
5.	605	Will Hetzel (1969)
6.	579	Steve Francis (1999)
7.	561	Lonny Baxter (2001)
8.	537	Terence Morris (2000)

### Scoring Average

1.	23.3	Will Hetzel (1969)
2.	21.7	Albert King (1980)
3.	21.2	Tom McMillen (1973)
4.	20.9	Bob Kessler (1956)
5.	19.6	Derrick Lewis (1987)
6.	19.5	John Lucas (1975)
7.	16.9	Len Bias (1985)
8.	16.7	Walt Williams (1991)

### Rebounds

1.	363	Buck Williams (1961)
2.	318	Will Hetzel (1969)
3.	293	Terence Morris (2000)
4.	290	Len Elmore (1973)
5.	286	Lonny Baxter (2001)
6.	284	Tom McMillen (1973)
7.	271	Gary Ward (1965)
8.	253	Larry Gibson (1978)

### Rebound Average

1.	12.2	Will Hetzel (1969)
2.	11.7	Buck Williams (1981)
3.	11.2	Len Elmore (1973)
4.	11.8	Bob Eicher (1962)
5.	11.6	Al Bunge (1959)
6.	11.0	Bob Kessler (1956)
7.	10.4	Gary Ward (1965)
8.	10.1	Rod Horst (1969)

### Assists

1.	286	Steve Blake (2002)
2.	204	Keith Gatlin (1986)
3.	172	Rudy Archer (1988)
4.	162	Duane Simpkins (1995)
5.	154	Kevin McLinton (1992)
6.	153	John Gilchrist (2005)
7.	152	Steve Francis (1999)
8.	149	Terrell Stokes (1998)

### Steals

1.	95	Juan Dixon (2001)
	95	Steve Francis (1999)
3.	87	Laron Profit (1998)
4.	85	Johnny Rhodes (1995)
5.	58	Chns McCray (2005)
	58	D.J. Strawberry (2006)
7.	56	Steve Blake (2002)
8.	53	Terence Morris (2000)
9.	47	Kevin McLinton (1992)

### Blocked Shots

1.	114	Derrick Lewis (1987)
2.	72	James Gist (2007)
3.	71	Terence Morris (2000)
4.	57	Larry Gibson (1978)
5.	55	Lonny Baxter (2001)
6.	49	Cedric Lewis (1990)
7.	43	Travis Garrison (2005)
	43	Ekene Ibekwe (2006)

### Field Goals Made

1.	275	Albert King (1980)
2.	274	Len Bias (1985)
3.	250	Tom McMillen (1973)
4.	233	Will Hetzel (1969)
5.	232	Juan Dixon (2001)
6.	219	Lonny Baxter (2001)
7.	205	Steve Francis (1999)
8.	203	Steve Sheppard (1976)

### Field Goals Attempted

1.	527	Will Hetzel (1969)
2.	519	Len Bias (1985)
3.	497	Albert King (1980)
4.	480	Juan Dixon (2001)
5.	468	Bob Kessler (1956)
6.	427	Tom McMillen (1973)
7.	412	Laron Profit (1998)
8.	409	Nik Caner-Medley (2005)

### 3-Point Field Goals Made

1.	64	Teyon McCoy (1990)
2.	62	Juan Dixon (2001)
3.	61	Mike Jones (2006)
4.	48	Rudy Archer (1988)
5.	45	Steve Francis (1999)
	45	Johnny Rhodes (1995)
7.	44	Steve Blake (2002)
8.	43	Nik Caner-Medley (2005)
9.	42	Sarunas Jasikevicius (1997)

### Field Goals Made

1.	270	Adnan Branch (1985)
2.	267	Len Bias (1986)
3.	256	Walt Williams (1992)
4.	251	Juan Dixon (2002)
5.	233	John Lucas (1976)
6.	232	Albert King (1981)
7.	214	Tom McMillen (1974)
8.	211	Evers Burns (1993)

### Field Goals Attempted

1.	542	Walt Williams (1992)
2.	535	Juan Dixon (2002)
3.	529	Adnan Branch (1985)
4.	491	Len Bias (1986)
5.	469	Gene Shue (1954)
6.	462	Albert King (1981)
7.	456	John Lucas (1976)
8.	437	Keith Booth (1997)

### 3-Point Field Goals Made

1.	92	Juan Dixon (2002)
2.	89	Walt Williams (1992)
3.	81	Mike Jones (2007)
4.	73	Drew Nicholas (2003)
5.	64	Steve Blake (2003)
6.	60	Sarunas Jasikevicius (1998)
7.	56	Keith Gatlin (1988)
8.	48	Matt Roe (1991)

### 3-Point Field Goals Attempted

1.	164	Teyon McCoy (1990)
2.	151	Juan Dixon (2001)
3.	147	Mike Jones (2006)
4.	131	Sarunas Jasikevicius (1997)
5.	128	Steve Blake (2002)
6.	126	Nik Caner-Medley (2005)
7.	122	Rudy Archer (1988)
8.	120	Chns McCray (2005)
	120	Johnny Rhodes (1995)

### Free Throws Made

1.	162	Keith Booth (1996)
2.	153	Len Bias (1985)
3.	139	Will Hetzel (1969)
4.	134	Obinna Ekezie (1998)
5.	131	Bob Kessler (1956)
6.	130	Jerry Greenspan (1962)
7.	128	Juan Dixon (2001)
8.	124	Steve Francis (1999)

### Free Throw Attempts

1.	214	Keith Booth (1996)
2.	206	Lonny Baxter (2001)
3.	200	Obinna Ekezie (1998)
4.	197	Len Bias (1985)
5.	182	Buck Williams (1981)
6.	177	Derrick Lewis (1987)
7.	171	Will Hetzel (1969)
8.	167	Jerry Greenspan (1962)

## Senior Records



Walt Williams



Keith Booth

### Points

1.	776	Walt Williams (1992)
2.	743	Len Bias (1986)
3.	735	Juan Dixon (2002)
4.	671	Adnan Branch (1985)
5.	654	Gene Shue (1954)
6.	624	Keith Booth (1997)
7.	559	Albert King (1981)
8.	557	John Lucas (1976)
	557	Tony Massenbourg (1990)

### Scoring Average

1.	26.8	Walt Williams (1992)
2.	23.2	Len Bias (1986)
3.	20.42	Juan Dixon (2002)
	20.42	Bob Kessler (1956)
5.	19.9	John Lucas (1976)
6.	19.5	Keith Booth (1997)
7.	19.4	Tom McMillen (1974)
8.	18.5	Evers Burns (1993)

### Rebounds

1.	412	Len Elmore (1974)
2.	336	Bob Kessler (1956)
3.	321	Tom Roy (1975)
4.	314	Tony Massenbourg (1990)
5.	288	Lonny Baxter (2002)
6.	283	Jamar Smith (2004)
7.	277	Terence Morris (2001)
8.	269	Ben Coleman (1984)
	269	Tom McMillen (1974)

### Rebound Average

1.	14.7	Len Elmore (1974)
2.	14.0	Bob Kessler (1956)
3.	12.6	Al Bunge (1960)
4.	11.1	Tom Roy (1975)
5.	10.7	Bob McDonald (1961)
6.	10.4	Bob Everett (1955)
7.	10.1	Tony Massenbourg (1990)
8.	10.0	Tom McMillen (1974)

### Assists

1.	221	Steve Blake (2003)
2.	213	Terrell Stokes (1999)
3.	175	Kevin McLinton (1993)
4.	135	Greg Nared (1989)
	135	Mickey Wiles (1970)
6.	124	Dutch Morley (1982)
7.	121	Bob Bodell (1973)
8.	120	Ernest Graham (1981)
9.	119	D.J. Strawberry (2007)

### Steals

1.	110	Johnny Rhodes (1996)
2.	92	Juan Dixon (2002)
3.	69	D.J. Strawberry (2007)
4.	68	Laron Profit (1999)
5.	67	Terrell Stokes (1999)
6.	64	Keith Booth (1997)
7.	60	Walt Williams (1992)
8.	50	Steve Blake (2003)

### Blocked Shots

1.	143	Cedric Lewis (1991)
2.	88	Ekene Ibekwe (2007)
3.	79	Terence Morris (2001)
4.	77	James Gist (2008)
5.	69	Lonny Baxter (2002)
6.	67	Bambale Osby (2008)
7.	59	Tahj Holden (2003)
8.	58	Larry Gibson (1979)

### 3-Point Field Goals Attempted

1.	240	Walt Williams (1992)
2.	232	Juan Dixon (2002)
3.	184	Mike Jones (2007)
4.	178	Drew Nicholas (2003)
5.	154	Steve Blake (2003)
6.	156	Matt Roe (1991)
7.	151	Sarunas Jasikevicius (1998)
8.	135	Johnny Rhodes (1996)

### Free Throws Made


1.	213	Keith Booth (1997)
2.	209	Len Bias (1986)
3.	175	Walt Williams (1992)
4.	174	Bob Kessler (1956)
5.	147	Lonny Baxter (2002)
6.	145	Tony Massenbourg (1990)
7.	143	Jerry Greenspan (1963)
8.	141	Juan Dixon (2002)

### Free Throw Attempts

1.	297	Keith Booth (1997)
2.	263	Bob Kessler (1956)
3.	242	Len Bias (1986)
4.	236	Lonny Baxter (2002)
5.	231	Walt Williams (1992)
6.	201	Tony Massenbourg (1990)
7.	191	Jerry Greenspan (1963)
8.	182	Bob Everett (1955)

## Annual Leaders

Year	Scoring		Rebounding		Field Goal Pct.			
	Leader	Points	Avg.	Leader	Rebs.	Avg.	Leader	FG Pct.
2007-08	Greivis Vasquez	577	17.0	James Gist	260	7.9	Bambale Osby	.521
2006-07	D.J. Strawberry	505	14.9	Ekene Ibekwe	256	7.8	Bambale Osby	.563
2005-06	Nik Caner-Medley	490	15.3	Ekene Ibekwe	212	6.6	Chris McCray	.516
2004-05	Nik Caner-Medley	511	16.0	Travis Garrison	207	6.5	James Gist	.493
2003-04	John Gilchrist	492	15.4	Jamar Smith	283	8.8	Ekene Ibekwe	.504
2002-03	Drew Nicholas	552	17.8	Ryan Randle	224	7.2	John Gilchrist	.588
2001-02	Juan Dixon	735	20.4	Lonny Baxter	288	8.2	Lonny Baxter	.545
2000-01	Juan Dixon	645	18.2	Lonny Baxter	286	7.9	Lonny Baxter	.566
1999-00	Juan Dixon	630	18.0	Lonny Baxter	308	8.8	Lonny Baxter	.533
1998-99	Steve Francis	579	17.0	Terence Morris	242	7.1	Terence Morris	.551
1997-98	Laron Profit	506	15.8	Rodney Elliott	236	7.4	Terence Morris	.523
1996-97	Keith Booth	624	19.5	Keith Booth	253	7.9	Obinna Ekezie	.550
1995-96	Johnny Rhodes	502	16.7	Keith Booth	233	7.8	Jonny Rhodes	.478
1994-95	Joe Smith	708	20.4	Joe Smith	362	10.7	Joe Smith	.578
1993-94	Joe Smith	582	19.4	Joe Smith	321	10.7	Joe Smith	.522
1992-93	Evers Burns	518	18.5	Evers Burns	249	8.9	Evers Burns	.506
1991-92	Walt Williams	776	26.8	Evers Burns	206	7.1	Evers Burns	.516
1990-91	Matt Roe	498	17.8	Cedric Lewis	233	8.3	Garfield Smith	.527
	Walt Williams	318	18.7					
1989-90	Jerrod Mustaf	609	18.5	Tony Massenburg	314	10.1	Jerrod Mustaf	.529
1988-89	Tony Massenburg	481	16.6	Tony Massenburg	226	7.8	Tony Massenburg	.550
1987-88	Derrick Lewis	466	15.0	Derrick Lewis	237	7.6	Brian Williams	.600
1986-87	Derrick Lewis	510	19.6	Derrick Lewis	248	9.5	Derrick Lewis	.602
1985-86	Len Bias	743	23.2	Len Bias	224	7.0	Tom Jones	.551
1984-85	Len Bias	701	18.9	Len Bias	251	6.8	Len Bias	.530
1983-84	Ben Coleman	491	15.3	Ben Coleman	269	8.4	Ben Coleman	.608
1982-83	Adrian Branch	541	18.7	Ben Coleman	242	8.1	Ben Coleman	.571
1981-82	Adrian Branch	442	15.2	Herman Veal	213	7.3	Charles Pittman	.611
1980-81	Albert King	559	18.0	Buck Williams	363	11.7	Buck Williams	.647
1979-80	Albert King	674	21.7	Buck Williams	242	10.1	Greg Manning	.643
1978-79	Ernest Graham	499	16.6	Buck Williams	323	10.8	Buck Williams	.583
1977-78	Lawrence Boston	428	15.5	Larry Gibson	253	9.0	Lawrence Boston	.580
1976-77	Lawrence Boston	338	13.0	Larry Gibson	228	8.4	Lawrence Boston	.597
	Steve Sheppard	309	16.2					
1975-76	John Lucas	557	19.9	Lawrence Boston	157	8.9	Maurice Howard	.553
				Larry Gibson	249	9.8		
1974-75	John Lucas	469	19.5	Tom Roy	321	11.1	Tom Roy	.606
1973-74	John Lucas	564	20.1	Len Elmore	412	14.7	Maurice Howard	.553
1972-73	Tom McMillen	616	21.2	Len Elmore	290	11.2	Tom McMillen	.585
1971-72	Tom McMillen	667	20.8	Len Elmore	351	11.0	Tom McMillen	.549
1970-71	Howard White	389	15.6	Barry Yates	224	8.6	Charlie Blank	.473
	Jim O'Brien	342	16.3					
1969-70	Rod Horst	605	16.5	Rod Horst	258	9.9	Rod Horst	.532
1968-69	Will Hetzel	605	23.3	Will Hetzel	318	12.2	Rod Horst	.480
1967-68	Pete Johnson	360	15.0	Jay McMillen	195	8.1	Will Hetzel	.423
1966-67	Jay McMillen	392	16.3	Jay McMillen	195	8.1	Rich Drescher	.445
1965-66	Gary Ward	430	17.2	Gary Ward	241	9.6	Gary Ward	.463
1964-65	Jay McMillen	512	19.7	Gary Ward	271	10.4	Jay McMillen	.486
1963-64	George Suder	327	13.0	Rick Wise	185	7.1	Jackie Clark	.480
				Gary Ward	103	7.4		
1962-63	Jerry Greenspan	365	17.4	Jerry Greenspan	184	8.8	Connie Carpenter	.447
1961-62	Jerry Greenspan	380	15.2	Jerry Greenspan	235	9.4	Bruce Kelleher	.437
1960-61	Bob McDonald	347	13.4	Bob McDonald	279	10.7	Bob McDonald	.453
1959-60	Al Bunge	383	16.6	Al Bunge	289	12.6	Paul Jelus	.470
1958-59	Charles McNeil	311	14.8	Al Bunge	241	10.5	Charles McNeil	.443
1957-58	Charles McNeil	311	14.8	Al Bunge	265	9.1	Nick Davis	.463
1956-57	Bob O'Brien	342	13.2	Jim Halleck	195	7.5	John Nacinick	.470
1955-56	Bob Kessler	490	20.4	Bob Kessler	336	14.0	Bob O'Brien	.421
1954-55	Bob Kessler	487	20.3				— not available —	—
1953-54	Gene Shue	654	21.8				Gene Shue	.506
1952-53	Gene Shue	508	22.1				Gene Shue	.469
1951-52	— not available —	—	—				— not available —	—
1950-51	Lee Brawley	404	15.0				Dick Koffenberger	.480



Evers Burns



Bob McDonald



Tony Massenburg



### Free Throw Pct.

Year	Leader	Pct.
2007-08	Eric Hayes	.852
2006-07	Eric Hayes	.912
2005-06	Chris McCray	.897
2004-05	Chris McCray	.903
2003-04	Chris McCray	.822
2002-03	Drew Nicholas	.852
2001-02	Juan Dixon	.898
2000-01	Juan Dixon	.865
1999-00	Juan Dixon	.790
1998-99	Juan Dixon	.830
1997-98	Sarunas Jasikevicius	.759
1996-97	Sarunas Jasikevicius	.742
1995-96	Duane Simpkins	.845
1994-95	Duane Simpkins	.841
1993-94	Duane Simpkins	.784
1992-93	Kevin McLinton	.822
1991-92	Kevin McLinton	.781
1990-91	Walt Williams	.837
1989-90	Walt Williams	.776
1988-89	John Johnson	.790
1987-88	Rudy Archer	.770
1986-87	John Johnson	.790
1985-86	Len Bias	.864
1984-85	Keith Gatlin	.862
1983-84	Len Bias	.767
1982-83	Herman Veal	.762
1981-82	Herman Veal	.780
1980-81	Greg Manning	.821
1979-80	Greg Manning	.908
1978-79	Greg Manning	.857
1977-78	Jo Jo Hunter	.863
1976-77	Brad Davis	.784
1975-76	Maurice Howard	.828
1974-75	John Lucas	.836
1973-74	Maurice Howard	.786
1972-73	Jim O'Brien	.844
1971-72	Tom McMillen	.817
1970-71	Jim O'Brien	.784
1969-70	Will Hetzel	.781
1968-69	Will Hetzel	.813
1967-68	Pete Johnson	.721
1966-67	Jay McMillen	.787
1965-66	Jay McMillen	.792
1964-65	Gary Ward	.818
1963-64	Neil Brayton	.803
1962-63	Jerry Greenspan	.749
1961-62	Bruce Kelleher	.816
1960-61	Bob McDonald	.873
1959-60	Paul Jelus	.842
1958-59	Jerry Bechtle	.783
1957-58	Charles McNeil	.762
1956-57	Jim Halleck	.764
1955-56	Bob O'Brien	.767
1954-55	— not available —	—
1953-54	Gene Shue	.789
1952-53	Gene Shue	.700
1951-52	— not available —	—
1950-51	Dick Koffenberger	.772

### Assists


Year	Leader	Assists	Avg.
2007-08	Greivis Vasquez	231	6.8
2006-07	Greivis Vasquez	157	4.6
2005-06	D.J. Strawberry	128	4.0
2004-05	John Gilchrist	153	5.5
2003-04	John Gilchrist	159	5.0
2002-03	Steve Blake	221	7.1
2001-02	Steve Blake	286	7.9
2000-01	Steve Blake	248	6.9
1999-00	Steve Blake	217	6.2
1998-99	Terrell Stokes	213	6.3
1997-98	Terrell Stokes	149	4.7
1996-97	Terrell Stokes	143	4.5
1995-96	Duane Simpkins	118	4.4
1994-95	Duane Simpkins	162	4.8
1993-94	Duane Simpkins	136	4.5
1992-93	Kevin McLinton	154	5.3
1991-92	Kevin McLinton	154	5.3
1990-91	Kevin McLinton	123	4.4
	Walt Williams	91	5.4
1989-90	Walt Williams	149	4.5
1988-89	Greg Nared	135	4.8
1987-88	Rudy Archer	172	5.5
1986-87	Teyon McCoy	111	4.3
1985-86	Keith Gatlin	204	6.4
1984-85	Keith Gatlin	221	6.0
1983-84	Keith Gatlin	148	4.6
1982-83	Jeff Adkins	121	4.0
1981-82	Dutch Morley	128	4.3
1980-81	Ernest Graham	120	3.9
1979-80	Ernest Graham	136	4.4
1978-79	Dutch Morley	128	4.3
1977-78	Greg Manning	74	2.6
1976-77	Brad Davis	132	4.9
1975-76	Brad Davis	165	5.9
1974-75	Brad Davis	134	4.6
1973-74	John Lucas	159	5.7
1972-73	John Lucas	178	5.9
1971-72	Howard White	93	2.9
1970-71	Jim O'Brien	70	3.3
1969-70	Mickey Wiles	135	5.2

### Steals

Year	Leader	Steals	Avg.
2007-08	Greivis Vasquez	47	1.4
2006-07	D.J. Strawberry	69	2.0
2005-06	D.J. Strawberry	58	1.8
2004-05	Chris McCray	58	1.9
2003-04	John Gilchrist	56	1.8
2002-03	Steve Blake	50	1.6
2001-02	Juan Dixon	92	2.6
2000-01	Juan Dixon	95	2.6
1999-00	Juan Dixon	96	2.7
1998-99	Steve Francis	95	2.8
1997-98	Laron Profit	87	2.7
1996-97	Keith Booth	64	2.0
1995-96	Johnny Rhodes	110	3.7
1994-95	Johnny Rhodes	85	2.5
1993-94	Johnny Rhodes	78	2.3
1992-93	Johnny Rhodes	71	2.5
1991-92	Walt Williams	60	2.1
1990-91	Cedric Lewis	48	1.5
1989-90	Walt Williams	57	1.7
1988-89	Greg Nared	46	1.6
1987-88	Derrick Lewis	45	1.5
1986-87	Derrick Lewis	38	1.5
1985-86	Derrick Lewis	37	1.1
1984-85	Adrian Branch	45	1.2
1983-84	Adrian Branch	29	1.0
1982-83	Jeff Adkins	23	0.8
1981-82	Dutch Morley	33	1.1
1980-81	Ernest Graham	42	1.4
1979-80	Dutch Morley	64	2.1
1978-79	Dutch Morley	43	1.4
1977-78	Jo Jo Hunter	26	1.0
1976-77	Steve Sheppard	27	1.4

### Blocked Shots


Year	Leader	Blocks	Avg.
2007-08	James Gist	77	—
2006-07	Ekene Ibekwe	88	2.6
2005-06	James Gist	51	1.6
2004-05	Ekene Ibekwe	55	1.8
2003-04	Ekene Ibekwe	44	1.4
2002-03	Ryan Randle	36	1.2
2001-02	Lonny Baxter	69	2.0
2000-01	Terence Morris	79	2.2
1999-00	Lonny Baxter	79	2.3
1998-99	Terence Morris	77	2.3
1997-98	Obinna Ekezie	37	1.2
1996-97	Obinna Ekezie	33	1.1
1995-96	Keith Booth	23	0.8
1994-95	Joe Smith	97	2.9
1993-94	Joe Smith	93	3.1
1992-93	Chris Kerwin	30	1.1
1991-92	Chris Kerwin	31	1.1
1990-91	Cedric Lewis	143	5.1
1989-90	Cedric Lewis	49	1.5
1988-89	Cedric Lewis	36	1.3
1987-88	Derrick Lewis	55	1.8
1986-87	Derrick Lewis	114	4.4
1985-86	Derrick Lewis	71	2.2
1984-85	Derrick Lewis	99	2.7
1983-84	Ben Coleman	48	1.3
1982-83	Ben Coleman	33	1.1
1981-82	Charles Pittman	31	1.3
1980-81	Buck Williams	29	0.9
1979-80	Taylor Baldwin	35	1.1
1978-79	Larry Gibson	58	1.9
1977-78	Larry Gibson	57	2.0
1976-77	Larry Gibson	67	2.5



Jim O'Brien



Cedric Lewis



Kevin McLinton

## Team Records • Season

All seasons are reflected by a single year (i.e., 1950-51 is indicated as 1951). Statistical records except for wins and losses are since 1951, except for the following: three-point records are since 1987, assists records are since 1970; blocks and steals records are since 1977.

### Most Games Played

37 in 1965 (25 wins, 12 losses)  
36 in 2002 (32 wins, 4 losses)  
36 in 2001 (25 wins, 11 losses)  
35 in 2000 (25 wins, 10 losses)

### Highest Win Percentage

889 (32-4), 2002  
844 (27-5), 1972  
828 (24-5), 1975  
824 (28-6), 1999  
824 (14-3), 1926  
821 (23-5), 1974

### Lowest Win Percentage

.000 (0-16), 1914  
.000 (0-2), 1905  
.045 (1-21), 1941  
.125 (2-14), 1945  
.167 (1-5), 1919

### Highest Home Court Winning Pct.

1.000 (16-0), 1995  
1.000 (15-0), 2002  
1.000 (16-0), 1980  
1.000 (14-0), 1972  
1.000 (11-0), 1928  
.938 (15-1), 2000  
.929 (13-1), 1999  
.923 (12-1), 1974  
.923 (12-1), 1973  
.917 (11-1), 1932  
.909 (10-1), 1958  
.909 (10-1), 1926

### Most Wins

32 in 2002  
28 in 1999  
27 in 1972  
26 in 1995  
25 in 2007  
25 in 2001  
25 in 2000  
25 in 1985

### Most Losses

21 in 1941  
20 in 1989  
18 in 1969  
18 in 1950  
18 in 1949

### Most Consecutive Wins

14 (began vs. Washington & Lee on Jan. 15, 1932; ended by No. Carolina on Feb. 19, 1932)  
13 (began vs. Clemson on Jan. 20, 2002; ended by NC State on March 9, 2002)  
11 (began vs. Howard on Nov. 26, 1996; ended by Georgia on Dec. 30, 1996)  
11 (began vs. E. Carolina on Nov. 29, 1975; ended by Wake Forest on Jan. 10, 1976)  
11 (began vs. Duke on Feb. 2, 1973; ended by NC State on March 9, 1973)  
10 (began vs. Michigan on Dec. 2, 2000; ended by No. Carolina on Jan. 10, 2001)  
10 (began vs. W. Carolina on Nov. 14, 1998; ended by Kentucky on Dec. 12, 1998)  
10 (began vs. Alaska-Anchorage on Nov. 24, 1984; ended by Ga. Tech on Dec. 28, 1984)  
10 (began vs. Ball St. on Nov. 30, 1976; ended by Wake Forest on Jan. 8, 1977)  
10 (began vs. Brown on Nov. 29, 1972; ended by NC State on Jan. 14, 1973)

### Most Consecutive Losses

22 (began vs. Duke on March 1, 1940; ended vs. Washington College on Feb. 22, 1941)

### Most Consecutive ACC Wins

Overall: 14 (began vs. Clemson on Jan. 20, 2002; ended at Wake Forest on Jan. 15, 2003)  
Season: 12 (began vs. Clemson on Jan. 20, 2002; final 12 ACC games of 2001-02 season)

### Most Consecutive Home Wins

Overall: 24 (began vs. UMES on Nov. 30, 1979; ended vs. Virginia on Jan. 14, 1981)

### Most Consecutive Non-League Home Wins

87 (began vs. Alcorn St. on Dec. 30, 1989; ended vs. Florida on Dec. 14, 2002)

### Most Home Games Without Consecutive Losses

163 (began Feb. 24, 1993 vs. NC State; still current entering the 2004-05 season)

### Most Overtime Games

4 in 2005, 2004, 1998, 1965

### Most Overtime Periods

7 in 1984

### Most 100-Point Games

8 in 1975  
8 in 1974

### Consecutive 100-Pt. Games

4 in 2001 (123 vs. Norfolk State, 117 vs. Chicago State, 105 vs. Mid-Eastern Shore, 104 at Clemson)

### Overall Total Attendance

608,859 in 2002 (36 games)  
528,916 in 2001 (36 games)  
526,152 in 2008 (34 games)  
518,712 in 2007 (34 games)  
509,925 in 2004 (32 games)  
503,648 in 2000 (35 games)  
475,751 in 2005 (32 games)

### Home Total Attendance

341,050 in 2008 (19 games)  
319,616 in 2007 (19 games)  
299,391 in 2005 (18 games)  
291,961 in 2006 (17 games)  
287,200 in 2004 (16 games)  
281,057 in 2003 (16 games)  
240,254 in 1977 (19 games)  
226,369 in 2000 (16 games)  
221,020 in 1995 (16 games)

### Overall Avg. Attendance

16,912 in 2002 (36 games)  
16,591 in 2003 (31 games)  
15,935 in 2004 (32 games)  
15,475 in 2008 (34 games)  
15,256 in 2007 (34 games)  
14,867 in 2005 (32 games)  
14,692 in 2001 (36 games)  
14,390 in 2000 (35 games)  
14,320 in 2006 (32 games)

### Home Avg. Attendance

17,950 in 2008 (19 games)  
17,950 in 2004 (16 games)  
17,566 in 2003 (16 games)  
17,174 in 2006 (17 games)  
16,822 in 2007 (19 games)  
16,633 in 2005 (18 games)  
14,455 in 1999 (14 games)  
14,166 in 2002 (15 games)

### Most Points Scored

3,087 in 2001 (36 games)  
3,060 in 2002 (36 games)  
2,946 in 1995 (34 games)  
2,873 in 1999 (34 games)  
2,747 in 1990 (33 games)  
2,685 in 2007 (34 games)

### Average Points Per Game

89.9 in 1975 (2,607 in 29 games)  
88.2 in 1976 (2,469 in 28 games)  
87.1 in 1973 (2,613 in 30 games)  
86.7 in 1995 (2,946 in 34 games)  
85.7 in 1974 (2,400 in 28 games)

### Average Scoring Margin

18.1 points in 1999 (84.5-66.4)  
16.7 points in 1974 (85.7-69.0)  
15.3 points in 1975 (89.9-74.6)  
14.1 points in 2002 (85.0-70.9)  
13.9 points in 1976 (86.2-74.3)  
13.0 points in 2003 (79.7-66.7)  
12.9 points in 1973 (87.1-74.2)

### Most Points Allowed

2,605 in 2001 (36 games)  
2,563 in 1990 (33 games)  
2,552 in 2002 (36 games)  
2,514 in 1995 (34 games)

### Highest Scoring Avg. Allowed Per Game

84.1 in 1969 (2,188 in 26 games)  
79.53 in 1978 (2,227 in 28 games)  
79.50 in 1993 (2,226 in 28 games)

### Lowest Scoring Average Allowed Per Game

46.5 in 1952 (1,116 in 22 games)  
52.6 in 1951 (1,420 in 27 games)  
54.3 in 1953 (1,256 in 23 games)

### Most Field Goals Made

1,120 in 2001 (36 games)  
1,089 in 1973 (30 games)  
1,083 in 2002 (36 games)  
1,049 in 1974 (28 games)  
1,044 in 1999 (34 games)  
1,038 in 1985 (37 games)

### Most Field Goals Attempted

2,313 in 2001 (36 games)  
2,248 in 2002 (36 games)  
2,151 in 2000 (35 games)  
2,109 in 1999 (34 games)  
2,094 in 1973 (30 games)  
2,094 in 2005 (32 games)  
2,080 in 1995 (34 games)

### Field Goal Percentage

.561 in 1980 (985 of 1,789)  
.547 in 1975 (1,049 of 1,918)  
.539 in 1984 (941 of 1,745)  
.537 in 1976 (996 of 1,854)  
.532 in 1981 (943 of 1,774)

### Most Free Throws Made

697 in 1995 (34 games)  
677 in 2002 (36 games)  
633 in 1990 (33 games)  
622 in 2001 (36 games)  
616 in 1997 (32 games)  
601 in 1999 (34 games)  
600 in 2005 (32 games)  
600 in 2006 (32 games)

### Most Free Throws Attempted

987 in 1995 (34 games)  
933 in 2002 (36 games)  
904 in 1997 (32 games)  
894 in 2001 (36 games)  
893 in 1990 (33 games)  
858 in 1958 (29 games)

### Free Throw Percentage

.758 in 1976 (477 of 629)  
.757 in 1975 (509 of 672)  
.751 in 1982 (476 of 634)  
.747 in 1960 (399 of 534)  
.7460 in 1974 (376 of 504)

### 3-Point Field Goals Made

217 in 2002 (36 games)  
205 in 2001 (36 games)  
204 in 2003 (31 games)  
196 in 2007 (34 games)  
195 in 2000 (35 games)  
195 in 1988 (31 games)  
185 in 1996 (30 games)

### 3-Point Field Goals Att.

580 in 2002 (36 games)  
553 in 2000 (35 games)  
544 in 1996 (30 games)  
542 in 2005 (32 games)  
540 in 2001 (36 games)  
539 in 2008 (34 games)  
523 in 2003 (31 games)  
509 in 2007 (34 games)

### 3-Point Field Goal Pct.

.461 in 1987 (122 of 260)  
.430 in 1988 (195 of 451)  
.398 in 1990 (100 of 278)  
.385 in 2007 (195 of 509)  
.380 in 2001 (205 of 540)  
.374 in 2002 (217 of 580)  
.373 in 2006 (155 of 415)

### Most Rebounds

1,479 in 2002 (36 games)  
1,478 in 2001 (36 games)  
1,388 in 1972 (32 games)  
1,385 in 2005 (32 games)  
1,368 in 1974 (28 games)  
1,367 in 1995 (34 games)  
1,361 in 1973 (30 games)

### Average Rebounds Per Game

49.1 in 1955 (1,178 in 24 games)  
48.9 in 1974 (1,368 in 28 games)  
48.3 in 1956 (1,158 in 24 games)  
45.4 in 1973 (1,361 in 30 games)  
45.2 in 1970 (1,174 in 26 games)

### Most Assists

714 in 2002 (36 games)  
692 in 2001 (36 games)  
674 in 1999 (34 games)  
667 in 2000 (35 games)  
641 in 1995 (34 games)  
602 in 1998 (32 games)

### Average Assists Per Game

19.83 in 2002 (714 in 36 games)  
19.82 in 1999 (674 in 34 games)  
19.2 in 2001 (692 in 35 games)  
19.1 in 2000 (667 in 35 games)  
18.9 in 1995 (641 in 34 games)  
18.8 in 1998 (602 in 32 games)

### Most Blocked Shots

235 in 2000 (35 games)  
233 in 2007 (34 games)  
222 in 2008 (34 games)  
215 in 2004 (32 games)  
216 in 2002 (36 games)  
213 in 2001 (36 games)  
202 in 1999 (34 games)  
200 in 2005 (32 games)  
198 in 2003 (31 games)  
191 in 2006 (32 games)

### Most Steals

431 in 1999 (34 games)  
355 in 2000 (35 games)  
329 in 1996 (30 games)  
322 in 2003 (31 games)  
322 in 2001 (36 games)  
303 in 1994 (30 games)  
302 in 2002 (36 games)

### Most Personal Fouls

713 in 2001 (36 games)  
704 in 1990 (33 games)  
672 in 1999 (34 games)



## Team Records • Game

### Highest Overall Total Attendance

53,406 vs. Indiana on April 1, 2002 (NCAA Championship at Georgia Dome, Atlanta, Ga.)

### Highest Home Total Attendance

17,950 92 times from 2002-08 (Comcast Center)

### Most Points Scored

138 vs. Morgan State (138-72), 12-23-94  
132 vs. North Texas (132-57), 12-23-98  
130 vs. East Carolina (130-106), 12-7-77  
128 vs. Canisius (128-103), 12-23-78  
127 vs. East Carolina (127-84), 11-29-75  
127 vs. Brown (127-82), 12-1-72

### Most Points Scored In A Half

85 vs. Morgan State, 12-23-94

### Largest Margin of Victory

75 vs. North Texas (132-57), 12-23-98  
67 vs. Western Carolina (113-46), 11-14-98  
66 vs. Morgan State (138-72), 12-23-94  
66 vs. Md.-Eastern Shore (117-51), 2-27-87  
64 vs. DePauw (113-49), 12-12-74

### Largest ACG Margin of Victory

40 vs. North Carolina (96-56), 2-22-03  
40 vs. South Carolina (99-59), 3-1-88  
40 at Clemson (81-41), 12-4-53  
39 vs. Clemson (91-52), 2-25-03  
33 at Florida State (96-63), 2-27-02  
33 vs. North Carolina (112-79), 1-9-02

### Most Points Scored In A Loss

111 vs. Duke (111-114), 2-10-90  
100 vs. NC State (100-103), 3-9-74

### Most Points Scored By An Opponent

114 at NC State (91-114), 2-27-91  
114 vs. Duke (111-114), 2-10-90  
110 vs. NC State (124-110), 12-20-78  
109 at North Carolina (109-75), 1-8-05  
108 vs. NC State (109-108), 3-1-78  
107 at North Carolina (67-107), 2-1-69

### Fewest Points Scored

28 vs. NC State (28-40), 3-5-82  
31 vs. South Carolina (31-30), 1-9-71  
36 at West Virginia (36-39), 12-15-51  
37 at NC State (37-53), 2-14-59  
38 vs. NC State (38-52), 2-24-82  
40 at Virginia (40-45), 1-12-82  
40 at Duke (40-36), 1-9-82  
40 vs. Duke (40-49), 2-16-51

### Largest Margin of Defeat

39 vs. Wake Forest (41-80), 2-28-63  
36 vs. North Carolina (66-102), 3-12-93  
35 vs. UCLA (70-105), 3-18-00  
35 vs. Indiana (64-99), 3-14-81  
35 vs. North Carolina (70-105), 1-30-71

### Fewest Points Scored By An Opponent

26 vs. Washington & Lee (51-25), 2-4-54  
30 vs. South Carolina (31-30), 1-9-71  
31 vs. UMBC (67-31), 12-4-96  
31 vs. Duke (64-31), 1-7-59  
32 vs. AU-Puerto Rico (82-32), 11-26-98  
32 vs. Santa Clara (53-32), 12-22-73  
33 vs. Boston College (58-37), 12-30-73  
33 vs. Richmond (42-33), 2-21-51  
36 vs. UNC Wilmington (74-36), 12-27-97  
36 at Duke (40-36), 1-9-82

### Most Points Scored By Both Teams

236 vs. East Carolina (130-106), 12-7-77  
234 vs. NC State (124-110), 12-20-78  
231 vs. Canisius (128-103), 12-23-78  
225 vs. Duke (111-114), 2-10-90  
217 vs. NC State (109-108), 3-1-78

### Most Field Goals Made

55 vs. Canisius, 12-23-78  
55 vs. Brown, 11-29-72  
52 vs. East Carolina, 12-7-77  
51 vs. Boston U., 12-8-75  
51 vs. Virginia, 3-2-74

### Fewest Field Goals Made

6 vs. Seton Hall, 12-30-41

### Most Field Goal Attempts

99 vs. Canisius, 12-23-78  
97 vs. East Carolina, 12-7-77  
93 vs. Long Island, 1-23-73  
93 vs. George Washington, 12-4-71  
93 vs. Miami-Ohio, 12-29-70

### Fewest Field Goal Attempts

18 vs. South Carolina, 1-9-71

### Highest Field Goal Percentage

833 vs. South Carolina (15-18), 1-9-71  
739 vs. Wake Forest (34-46), 1-28-86  
732 vs. NC State (30-41), 12-20-80  
704 vs. Miami-Ohio (50-71), 12-28-79  
667 vs. Western Carolina (46-69), 11-14-98  
631 vs. UMES (41-65), 2-17-86

### Most Free Throws Made

41 vs. Morgan State, 12-23-94  
41 at Georgia Tech, 1-25-06  
40 vs. North Carolina, 3-8-58  
39 vs. Hampton, 11-7-06  
35 vs. NC State, 12-30-01  
35 vs. Lafayette, 12-23-96  
35 vs. Oklahoma, 1-12-93  
35 vs. North Carolina, 1-10-90

### Most Free Throws Attempted

67 vs. Morgan State, 12-23-94  
57 vs. North Carolina, 1-3-53  
55 vs. Hofstra, 11-29-03  
54 vs. Hampton, 11-7-06  
52 vs. Oklahoma, 1-12-93  
50 vs. Lafayette, 12-23-97  
49 vs. NC State, 12-30-01

### Fewest Free Throws Attempted

0 several times (last vs. Georgia Tech, 2-6-93)

### Highest Free Throw Percentage

1,000 vs. Holy Cross (19-19), 1-21-85  
.966 vs. Duke (28-29), 2-7-76  
.962 vs. Virginia (25-26), 1-31-02  
.950 vs. Duke (19-20), 2-2-80  
.938 vs. North Carolina (15-16), 2-7-95  
.935 vs. Duke (29-31), 1-18-03  
.932 vs. North Carolina (28-31), 1-27-73

### Lowest Free Throw Percentage

000 vs. Wake Forest (0-1), 2-28-73

### Most 3-Point Field Goals Made

17 vs. Missouri-Kansas City, 12-13-06  
13 vs. North Carolina, 1-9-02  
13 vs. William & Mary, 12-27-01  
12 vs. Mount St. Mary's, 12-28-06  
12 vs. Florida A&M, 11-12-06  
12 at Temple, 1-28-06  
12 vs. Clemson (2-25-03)  
12 vs. George Washington (12-8-02)  
12 vs. The Citadel (11-27-02)

### Most 3-Point Field Goals Attempted

31 vs. Clemson, 1-22-00

### Most Rebounds

74 vs. Penn State, 12-2-64  
68 vs. Chicago State, 12-2-96  
67 vs. East Carolina, 12-7-77  
65 vs. Bucknell, 12-22-76  
64 vs. North Texas, 12-23-98

### Most Assists

37 vs. Chicago State, 12-27-00  
37 vs. North Texas, 12-23-98  
36 vs. Brown, 11-29-72  
35 vs. Brown, 12-1-71  
34 vs. Morgan State, 12-23-94

### Most Blocked Shots

17 vs. UMES, 2-27-87  
17 vs. Georgia Tech, 12-10-75  
16 vs. UMES, 12-1-88  
15 vs. Mount St. Mary's, 12-28-06  
15 vs. Oral Roberts, 3-16-05  
15 vs. Norfolk State, 1-3-02  
14 vs. Tulane, 11-19-99  
14 vs. North Carolina, 2-13-99  
14 vs. South Carolina, 11-14-97  
14 vs. James Madison, 1-28-87

### Most Steals

24 vs. Duquesne, 11-30-02  
24 vs. Pittsburgh, 11-28-98  
22 vs. UCLA, 11-26-98  
22 vs. UNC Asheville, 12-22-97  
21 at AU-Puerto Rico, 11-26-98  
20 vs. South Carolina State, 12-27-98

### Most Personal Fouls

44 vs. William & Mary, 2-16-52

### Fewest Personal Fouls

7 vs. Buffalo, 1-25-72

### Most Overtime Periods

3 vs. Clemson on Feb. 18, 1984 (W 66-65)  
3 vs. Rhode Island on March 7, 1979 (W 67-65)  
3 vs. NC State on March 1, 1978 (W 109-108)  
3 vs. NC State on Feb. 15, 1958 (L 69-64)  
3 vs. Memphis State on Dec. 30, 1957 (L 47-46)



Johnny Rhodes



Terrell Stokes



Derrick Lewis

## Largest Margins

### Largest Margin of Victory

Rk.	Marg.	Opponent	Score
1.	+75	North Texas (12-23-98)	132-57
2.	+67	Western Carolina (11-14-98)	113-46
3.	+66	Morgan State (12-23-94)	138-72
	+66	Md.-Eastern Shore (2-27-87)	117-51
5.	+64	DePauw (12-12-74)	113-49
6.	+63	Delaware State (1-17-96)	118-55
7.	+62	Chicago State (12-27-00)	117-55
8.	+60	Colgate (12-8-94)	113-53
9.	+59	Fairleigh Dickinson (11-22-99)	104-45
10.	+58	UNC-Asheville (12-22-97)	110-52
11.	+57	DePauw (12-3-75)	99-42
12.	+55	Md.-Eastern Shore (11-26-91)	115-60
13.	+53	Towson State (2-21-85)	91-38
	+52	Md.-Eastern Shore (12-30-00)	105-53
15.	+52	Coastal Carolina (1-2-00)	100-48
	+52	Md.-Baltimore County (2-22-90)	113-61
17.	+51	Cornell (11-27-93)	92-41
	+51	Missouri-Kansas City (12-13-06)	101-50
19.	+50	Hampton (1-8-03)	108-58
	+50	Duquesne (11-30-03)	89-39

	+50	at AU Puerto Rico (11-26-98)	82-32
	+50	Chicago State (12-2-96)	94-44
	+50	Md.-Eastern Shore (2-25-88)	101-51
24.	+49	Md.-Eastern Shore (1-06-04)	87-38
	+49	Eastern Kentucky (12-5-73)	106-57
26.	+48	The Citadel (11-27-03)	97-49
	+48	Stony Brook (12-6-00)	107-59
28.	+47	Florida International (11-25-97)	117-70
	+47	Towson State (12-12-94)	120-73
30.	+46	Appalachian State (1-2-75)	96-50
31.	+45	Brown (11-29-72)	127-82
32.	+44	Liberty (12-18-04)	112-68
	+44	Norfolk State (12-23-00)	123-79
	+44	Md.-Eastern Shore (12-1-88)	97-53
34.	+43	Johns Hopkins (11-26-83)	108-65
	+43	East Carolina (11-29-75)	127-84
36.	+41	UMBC (12-23-02)	101-60
	+41	Lafayette (12-23-96)	108-67
38.	+40	North Carolina (2-22-03)	96-56
	+40	Howard (1-2-93)	109-69
	+40	Morgan State (12-26-92)	103-63
	+40	Boston University (12-8-75)	122-82
	+40	South Carolina (3-1-58)	99-59
	+40	at Clemson (12-4-53)	81-41

### Largest Margin of Defeat

Rk.	Marg.	Opponent	Score
1.	-63	at Army (3-1-44)	22-85
2.	-53	at Bainbridge Navy (1-24-44)	25-78
3.	-44	at Seton Hall (12-30-41)	15-59
4.	-39	vs. Wake Forest (2-28-63)	41-80
5.	-38	at West Virginia (12-14-46)	43-81
	-38	at Navy (1-28-33)	21-59
7.	-37	at Cincinnati (2-2-49)	33-70
	-37	vs. South Carolina (2-24-33)	28-65
9.	-36	vs. North Carolina (3-12-93)	66-102
10.	-35	vs. UCLA (3-18-00)	70-105
	-35	vs. Indiana (3-14-81)	64-99
	-35	at North Carolina (1-30-71)	70-105

## Overtime Games

#### All-Time In OT: 45-47

#### Home: 23-17

#### By Decades

Cole Field House: 17-16

1950s: 6-11

Comcast Center: 5-0

1960s: 7-10

Away: 18-17

1970s: 10-6

Neutral Sites: 7-14

1980s: 10-5

#### By Tournament

1990s: 6-8

ACC Tournament: 5-6

2000s: 8-8

NCAA Tournament: 1-0

#### By Site

Overtime games are incomplete prior to 1953.

Date	OT	Opponent	Result
Nov. 15, 2007		Northeastern	W 74-72
Jan. 21, 2007		at Virginia Tech	L 64-67
Feb. 18, 2006		Georgia Tech	W 87-84
Feb. 19, 2005	2OT	at Virginia	W 92-89
Feb. 12, 2005		Duke	W 99-92
Feb. 5, 2005		at Miami	L 73-75
Dec. 19, 2004		Florida State	W 90-88
March 14, 2004		vs. Duke <sup>10</sup>	W 95-87
Dec. 12, 2003		at Florida	W 69-68
Dec. 7, 2003		vs. West Virginia <sup>17</sup>	L 77-78
Dec. 2, 2003		Wisconsin <sup>15</sup>	W 73-67
March 9, 2003		at Virginia	L 78-80
Dec. 3, 2002		vs. Indiana <sup>16</sup>	L 74-80
Jan. 27, 2001		Duke	L 96-98
Nov. 29, 2000		vs. Wisconsin <sup>15</sup>	L 75-78
March 4, 2000		at Virginia	L 87-89
Dec. 7, 1999		Winthrop	W 76-65
Jan. 24, 1999		at Clemson	W 81-79
March 7, 1998		vs. North Carolina <sup>5</sup>	L 73-83
Jan. 14, 1998		North Carolina	W 89-83
Dec. 4, 1997		at Clemson	L 65-78
Nov. 14, 1997		vs. South Carolina <sup>14</sup>	L 72-76
Dec. 30, 1996		vs. Georgia <sup>11</sup>	L 65-73
Jan. 20, 1996		NC State	W 77-74
Jan. 6, 1996		North Carolina	L 86-88
March 11, 1995		vs. North Carolina <sup>5</sup>	L 92-97
Nov. 26, 1993		at Georgetown <sup>13</sup>	W 84-83
Jan. 18, 1992		Florida State	L 83-91
March 2, 1991		at Virginia	W 78-74
Feb. 10, 1990		Duke	L 111-114
Jan. 17, 1989		Virginia	L 58-64

Date	OT	Opponent	Result
Feb. 20, 1986		at North Carolina	W 77-72
March 15, 1985		vs. Miami-OH <sup>12</sup>	W 69-68
Jan. 14, 1985		Duke	W 78-76
Dec. 25, 1984		vs. Iowa <sup>11</sup>	W 78-68
Feb. 18, 1984	3OT	at Clemson	W 66-65
Feb. 8, 1984	2OT	at Wake Forest <sup>10</sup>	L 87-90
Feb. 4, 1984	2OT	at Georgia Tech	L 70-71
March 11, 1983		vs. Georgia Tech <sup>9</sup>	L 58-64
Dec. 23, 1982	2OT	UCLA	W 80-79
Feb. 27, 1982		Virginia	W 47-46
Jan. 12, 1982		at Virginia	L 40-45
Jan. 27, 1981		at Pittsburgh	W 69-66
Jan. 17, 1981		Clemson	W 68-62
Feb. 28, 1980		vs. Georgia Tech <sup>5</sup>	W 51-49
March 7, 1979	3OT	Rhode Island <sup>6</sup>	W 67-65
Jan. 10, 1979	2OT	at NC State	W 82-81
Dec. 29, 1978		St. Joseph's <sup>7</sup>	W 62-56
March 1, 1978	3OT	vs. NC State <sup>5</sup>	W 109-108
Feb. 16, 1978		at Pittsburgh	L 86-89
Feb. 5, 1977		at Duke	W 65-64
Jan. 8, 1977		Wake Forest	L 85-86
Nov. 27, 1976		Notre Dame	L 79-80
March 4, 1976		vs. Duke <sup>6</sup>	W 80-78
Jan. 25, 1976		at North Carolina	L 93-95
March 9, 1974		vs. NC State <sup>5</sup>	L 100-103
March 1, 1972		Wake Forest	W 64-56
Feb. 16, 1972		North Carolina	W 79-77
March 6, 1971		Virginia	W 89-84
Feb. 23, 1971		at Clemson	L 45-51
Jan. 9, 1971		South Carolina	W 31-30
Jan. 15, 1968	2OT	at Clemson	L 93-94
Dec. 22, 1967		vs. Southern Illinois <sup>4</sup>	L 72-73
Jan. 14, 1967		Duke	L 69-72
Jan. 11, 1967		at West Virginia	W 82-81
Feb. 7, 1966		at Wake Forest	W 86-78
Jan. 15, 1966		at NC State	L 58-60
Jan. 14, 1965		at Wake Forest	W 93-85
Jan. 8, 1965	2OT	Clemson	W 67-65
Dec. 19, 1964		Kansas	L 61-63
Dec. 12, 1964		West Virginia	L 73-80
Jan. 6, 1964		South Carolina	L 69-73
Dec. 11, 1962		NC State	L 74-76

Date	OT	Opponent	Result
Dec. 12, 1961		NC State	L 68-73
Dec. 6, 1961	2OT	Georgetown	L 78-79
Feb. 25, 1961		Clemson	W 82-80
Feb. 26, 1960	2OT	Clemson	W 66-59
Feb. 20, 1960		George Washington	W 86-84
Feb. 10, 1959		George Washington	L 65-66
Dec. 15, 1958		at Kentucky	L 56-58
March 7, 1958		vs. Duke <sup>2</sup>	W 71-65
Feb. 15, 1958	3OT	at NC State	L 64-69
Dec. 30, 1957	3OT	vs. Memphis State <sup>3</sup>	L 46-47
Feb. 5, 1957	2OT	North Carolina	L 61-65
Jan. 21, 1956		at Georgetown	W 62-57
March 3, 1955		vs. Virginia <sup>2</sup>	L 67-68
Feb. 25, 1955	2OT	at Georgetown	W 57-49
Dec. 10, 1954		Wake Forest	L 58-62
March 5, 1954		vs. Wake Forest <sup>2</sup>	L 56-64
Feb. 13, 1954		at Navy	W 61-60
Jan. 9, 1954		at Georgetown	L 56-58
March 6, 1953		vs. Wake Forest <sup>1</sup>	L 59-61
Feb. 3, 1953	2OT	at G. Washington	L 62-63
Jan. 8, 1953		at Richmond	W 63-60
Feb. 19, 1951		Clemson	W 54-50
Feb. 20, 1932		at Duke	W 20-18
Feb. 1927		Virginia	W 29-28

<sup>1</sup>-So. Conf. Tournament at Raleigh, N.C. (Reynolds Coliseum); <sup>2</sup>-ACC Tournament at Raleigh, N.C. (Reynolds Coliseum); <sup>3</sup>-Sugar Bowl Tournament at New Orleans, La. (Loyola Field House); <sup>4</sup>-Sun Carnival Tournament at El Paso, Texas (Memorial Gymnasium); <sup>5</sup>-ACC Tournament at Greensboro, N.C. (Greensboro Coliseum); <sup>6</sup>-ACC Tournament at Landover, Md. (Capital Center); <sup>7</sup>-Maryland Invitational at College Park, Md. (Cole Field House); <sup>8</sup>-National Invitation Tournament at College Park, Md. (Cole Field House); <sup>9</sup>-ACC Tournament at Atlanta, Ga. (Orni); <sup>10</sup>-at Greensboro, N.C. (Greensboro Coliseum); <sup>11</sup>-Rainbow Classic at Honolulu, Hawaii (Blaisdell Center); <sup>12</sup>-NCAA Tournament at Dayton, Ohio (Dayton Arena); <sup>13</sup>-at Landover, Md. (Capital Center); <sup>14</sup>-Black Coaches Assoc. Classic at Minneapolis, Minn. (Target Center); <sup>15</sup>-ACC/Big Ten Challenge at Milwaukee, Wisc. (Bradley Center); <sup>16</sup>-ACC/Big Ten Challenge at Indianapolis, Ind. (Conseco Fieldhouse); <sup>17</sup>-BB&T Classic (MCI Center); <sup>18</sup>-ACC/Big Ten Challenge at College Park, Md. (Comcast Center)



## 100-Point Games

### Maryland's 100-Point Games

Total 100 Point Games: 104  
 Most in a Season: 8 (1974-75; 1973-74)  
 Most Consecutive 100-Point Games: 4 (2000-01)

#### 2006-07 (2)

102-75 Hampton, 11-7-06  
 101-50 Missouri-Kansas City, 12-13-06

#### 2005-06 (1)

111-85 Fairleigh Dickenson, 11-18-05

#### 2004-05 (1)

112-68 Liberty, 12-28-04

#### 2002-03 (2)

108-58 Hampton, 1-8-03  
 101-60 UMBC, 12-23-02

#### 2001-02 (3)

112-92 Virginia, 3-3-02  
 112-79 North Carolina, 1-9-02  
 103-75 William & Mary, 12-27-01

#### 2000-01 (6)

102-67 Virginia, 3-3-01  
 104-92 at Clemson, 1-2-01  
 105-53 UMES, 12-30-00  
 117-55 Chicago State, 12-27-00  
 123-79 Norfolk State, 12-23-00  
 107-59 Stony Brook, 12-6-00

#### 1999-00 (2)

100-48 Coastal Carolina, 1-2-00  
 104-45 Fairleigh Dickinson, 11-22-99

#### 1998-99 (4)

107-87 Florida State, 1-27-99  
 104-70 So. Carolina State, 12-27-98  
 132-57 North Texas, 12-23-98  
 113-46 Western Carolina, 11-14-98

#### 1997-98 (4)

110-52 UNC Asheville, 12-22-97  
 104-66 UMBC, 12-13-97  
 117-70 Fla. International, 11-25-97  
 102-74 Mt. St. Mary's, 11-22-97

#### 1996-97 (2)

103-73 vs. Pennsylvania, 1-21-97  
 108-67 Lafayette, 12-23-96

#### 1995-96 (3)

118-55 Delaware State, 1-17-96  
 104-66 Md.-Eastern Shore, 12-28-95  
 104-79 American, 12-23-95

#### 1994-95 (5)

138-72 Morgan State, 12-23-94  
 120-73 Towson, 12-12-94  
 113-53 Colgate, 12-8-94  
 102-77 UMBC, 12-5-94  
 102-64 Bucknell, 12-3-94

#### 1993-94 (2)

102-70 NC State, 1-22-94  
 109-71 vs. Towson, 12-23-93

#### 1992-93 (3)

109-69 Howard, 1-2-93  
 103-63 Morgan State, 12-26-92  
 103-80 UMBC, 12-1-92

#### 1991-92 (2)

101-91 West Virginia, 12-7-91  
 115-60 UMES 11-26-91

#### 1990-91 (1)

104-100 NC State, 1-26-91

#### 1989-90 (5)

113-61 UMBC, 2-22-90  
 111-114 Duke (OT), 2-10-90  
 110-91 Alcorn State, 12-30-89  
 104-86 vs. George Mason, 12-22-89  
 105-74 Augusta College, 11-27-89

#### 1987-88 (1)

101-51 Md.-Eastern Shore, 2-25-88

#### 1986-87 (1)

117-51 Md.-Eastern Shore, 2-27-87

#### 1983-84 (3)

102-77 vs. West Virginia, 3-17-84  
 104-69 Md.-Eastern Shore, 12-14-83  
 108-65 Johns Hopkins, 11-26-83

#### 1982-83 (2)

101-90 at Duke, 2-21-83  
 106-94 North Carolina, 2-16-83

#### 1980-81 (2)

114-89 Marshall, 12-29-80  
 109-83 Fairleigh Dickinson, 12-10-80

#### 1979-80 (3)

101-82 Duke, 2-2-80  
 115-76 Miami-OH, 12-28-79  
 113-79 Catholic, 12-10-79

#### 1978-79 (3)

128-103 Canisius, 12-23-78  
 124-110 NC State, 12-20-78  
 107-97 Bucknell, 11-24-78

#### 1977-78 (2)

109-108 vs. NC State (3OT), 3-1-78  
 130-106 East Carolina, 12-7-77

#### 1976-77 (1)

106-72 Bucknell, 12-22-76

#### 1975-76 (7)

105-91 Wake Forest, 2-25-76  
 102-91 Duke, 2-7-76  
 102-84 NC State, 1-28-76  
 111-88 Long Island, 1-3-76

104-69 Seton Hall, 12-29-75  
 122-82 Boston U., 12-8-75  
 127-84 East Carolina, 11-29-75

#### 1974-75 (8)

104-87 E. Tennessee, 3-1-75  
 103-82 at Duquesne, 2-23-75  
 104-80 at Duke, 2-8-75  
 103-85 NC State, 1-16-75  
 105-67 Georgia Tech, 12-27-74  
 113-49 DePauw, 12-12-74  
 104-71 vs. Georgetown, 12-10-74  
 106-81 Richmond, 11-18-74

#### 1973-74 (8)

100-103 vs. NC State (OT), 3-9-74  
 105-85 vs. North Carolina, 3-8-74  
 110-75 Virginia, 3-2-74  
 104-83 Duke, 2-2-74  
 112-73 Fordham, 1-17-84  
 102-75 Holy Cross, 12-29-73  
 115-83 Georgetown, 12-11-73  
 106-57 Eastern Kentucky, 12-5-73

#### 1972-73 (4)

100-73 Long Island, 1-23-73  
 105-76 Wake Forest, 1-22-73  
 107-80 at Canisius, 12-9-72  
 127-82 Brown, 11-29-72

#### 1971-72 (5)

100-69 Niagara, 3-25-72  
 103-67 Western Kentucky, 12-29-71  
 102-79 at Holy Cross, 12-22-71  
 117-96 at G. Washington, 12-4-71  
 100-83 at Brown, 12-1-71

#### 1970-71 (2)

111-77 Miami, 12-29-70  
 109-70 Buffalo, 12-5-70

#### 1969-70 (1)

103-85 Clemson, 2-23-70

#### 1965-66 (2)

107-92 West Virginia, 12-12-66  
 107-81 at G. Washington, 1-27-66

#### 1959-60 (1)

103-80 Yale, 1-4-60

### Opponents' 100-Point Games

Total 100-Point Games: 34  
 Most in a Season: 5 (1990-91)  
 Most Consecutive 100-Point Games: 2 (1992-93; 1978-79; 1977-78; 1969-70)

#### 2006-07 (1)

91-103 at Virginia, 1-16-07

#### 2004-05 (2)

92-101 vs. George Washington, 12-4-04  
 75-109 at North Carolina, 1-8-05

#### 1999-00 (1)

70-105 vs. UCLA, 3-18-00

#### 1998-99 (1)

91-103 at Kentucky, 12-12-98

#### 1997-98 (1)

72-104 vs. Duke, 1-3-98

#### 1995-96 (1)

78-100 at Florida State, 2-10-96

#### 1994-95 (2)

91-100 at Georgia Tech, 2-4-95  
 90-100 at North Carolina, 1-7-95

#### 1992-93 (3)

66-102 vs. North Carolina, 3-13-93  
 85-105 at Florida State, 1-13-93  
 73-101 at North Carolina, 1-9-93

#### 1990-91 (5)

91-114 at NC State, 2-27-91  
 81-101 at Duke, 2-9-91  
 104-100 NC State, 1-26-91  
 73-105 at North Carolina, 1-9-91  
 85-100 vs. Boston College, 12-3-90

#### 1989-90 (2)

84-104 vs. Duke, 3-9-90  
 111-114 Duke (OT), 2-10-90

#### 1987-88 (1)

82-104 at Georgia Tech, 2-17-88

#### 1978-79 (3)

79-102 vs. North Carolina, 3-2-79  
 128-103 Canisius, 12-23-78  
 124-110 NC State, 12-20-78

#### 1977-78 (3)

109-108 vs. NC State (3OT), 3-1-78  
 90-101 at G. Washington, 12-10-77  
 130-106 East Carolina, 12-7-77

#### 1973-74 (1)

100-103 vs. NC State (OT), 3-9-74

#### 1972-73 (1)

89-103 vs. Providence, 3-17-73

#### 1970-71 (2)

76-100 North Carolina, 2-17-71  
 70-105 at North Carolina, 1-30-71

#### 1969-70 (2)

68-101 South Carolina, 12-15-69  
 87-104 Wake Forest, 12-13-69

#### 1968-69 (1)

87-107 at North Carolina, 2-1-69

#### 1963-64 (1)

72-104 Duke, 2-8-64



# MARYLAND

2002 NCAA CHAMPIONS  
2004 ACC CHAMPIONS

## Maryland Year-By-Year Stats

YEAR	—TOTAL—			—3PT—		FTM-FTA	.PCT	AST	BLK	STL	PF-DQ	OFF	DEF	TOTAL	TOTAL
	GP	FGM-FGA	.PCT	FGM-FGA	.PCT							REBS	REBS	REBS-AVG	PTS-AVG
1950-51	27	481-1210	.398	—	—	450-663	.679	—	—	—	—	—	—	—	1412-52.3
1951-52	stats not available														
1952-53	23	487-1285	.379	—	—	432-698	.617	—	—	—	—	—	—	—	1406-61.1
1953-54	30	712-1661	.429	—	—	532-787	.648	—	—	—	—	—	—	—	1959-65.3
1954-55	24	563-1417	.398	—	—	447-682	.657	—	—	—	—	—	—	1178-49.0	1573-65.5
1955-56	24	550-1382	.398	—	—	500-744	.672	—	—	—	—	—	—	1158-48.3	1600-66.7
1956-57	26	597-1414	.422	—	—	486-679	.716	—	—	—	—	—	—	911-35.0	1680-64.6
1957-58	29	706-1698	.416	—	—	590-858	.688	—	—	—	—	—	—	1175-40.5	2004-69.1
1958-59	23	502-1262	.398	—	—	361-545	.655	—	—	—	—	—	—	889-38.7	1365-59.3
1959-60	23	548-1310	.418	—	—	399-534	.747	—	—	—	—	—	—	864-37.6	1495-65.0
1960-61	26	628-1482	.424	—	—	491-659	.745	—	—	—	—	—	—	1143-44.0	1747-67.2
1961-62	25	637-1476	.432	—	—	474-644	.736	—	—	—	—	—	—	1082-43.3	1748-69.9
1962-63	21	506-1272	.398	—	—	337-496	.679	—	—	—	332-na	—	—	888-42.3	1349-64.2
1963-64	26	714-1634	.437	—	—	397-572	.694	—	—	—	512-16	—	—	1058-40.7	1825-70.2
1964-65	26	726-1596	.455	—	—	457-634	.720	—	—	—	435-15	—	—	1162-44.7	1909-73.4
1965-66	25	705-1535	.459	—	—	381-560	.680	—	—	—	449-18	—	—	1107-44.3	1791-71.6
1966-67	25	637-1448	.439	—	—	350-479	.730	—	—	—	378-5	—	—	884-35.3	1624-64.9
1967-68	24	653-1678	.389	—	—	346-519	.667	—	—	—	457-21	—	—	1058-44.1	1652-68.8
1968-69	26	782-1842	.425	—	—	485-657	.738	—	—	—	487-15	—	—	1068-41.1	2049-78.8
1969-70	26	781-1709	.457	—	—	417-586	.712	337	—	—	458-17	—	—	1174-45.1	1979-76.1
1970-71	26	735-1650	.448	—	—	480-715	.671	302	—	—	442-13	—	—	1106-42.5	1950-75.0
1971-72	32	929-1877	.495	—	—	586-786	.746	443	—	—	490-10	—	—	1154-44.4	2444-76.4
1972-73	30	1089-2094	.520	—	—	435-606	.718	557	—	—	547-17	—	—	1361-45.4	2613-87.1
1973-74	28	1012-1983	.510	—	—	376-504	.746	450	—	—	492-10	—	—	1368-48.9	2400-85.7
1974-75	29	1049-1918	.547	—	—	509-672	.757	413	—	—	535-18	—	—	1261-43.5	2607-89.9
1975-76	28	996-1854	.537	—	—	477-629	.758	397	—	—	562-20	—	—	1126-43.5	2469-88.2
1976-77	27	850-1645	.516	—	—	415-566	.733	310	155	163	500-20	—	—	1059-40.2	2115-78.3
1977-78	28	935-1829	.509	—	—	433-599	.722	336	142	148	577-20	—	—	1188-38.8	2303-82.1
1978-79	27	954-1897	.503	—	—	430-600	.717	415	126	195	589-18	—	—	1154-42.4	2338-77.9
1979-80	30	985-1789	.551	—	—	511-706	.724	558	114	233	569-12	—	—	1089-38.5	2481-80.0
1980-81	31	943-1774	.532	—	—	467-649	.720	503	93	201	596-17	—	—	1095-35.1	2353-75.9
1981-82	29	651-1359	.479	—	—	476-634	.751	307	78	126	530-15	—	—	876-35.3	1778-61.3
1982-83	30	820-1672	.490	—	—	496-724	.685	375	88	105	619-25	—	—	1098-30.2	2222-74.1
1983-84	32	941-1745	.539	—	—	509-702	.725	548	100	148	578-15	—	—	1078-36.6	2391-74.7
1984-85	37	1038-2065	.503	—	—	526-708	.743	575	181	206	639-14	—	—	1184-33.7	2602-70.3
1985-86	33	911-1786	.510	—	—	500-686	.729	465	135	159	549-9	—	—	1030-32.0	2322-70.4
1986-87	26	674-1344	.501	122-290	.461	395-553	.714	423	143	130	474-15	200	524	769-31.2	1865-71.7
1987-88	31	874-1633	.504	195-451	.430	407-606	.672	536	140	177	537-12	303	583	957-29.6	2350-75.8
1988-89	29	760-1651	.460	88-311	.283	398-587	.672	427	125	159	529-15	309	615	1002-30.9	2006-69.2
1989-90	33	1002-2073	.483	110-278	.396	633-893	.709	583	162	217	704-20	438	802	1351-34.6	2747-83.2
1990-91	28	814-1795	.454	90-309	.291	527-772	.683	455	185	227	550-19	373	625	1098-39.2	2245-80.2
1991-92	29	848-1880	.451	128-294	.325	526-751	.700	495	107	242	611-32	403	611	1092-37.7	2350-81.0
1992-93	28	813-1907	.443	106-339	.313	439-653	.672	521	99	258	577-18	375	665	1116-39.9	2235-79.8
1993-94	30	868-1901	.457	141-401	.352	522-766	.682	502	176	303	624-26	411	711	1193-39.8	2399-80.0
1994-95	34	1035-2080	.498	179-508	.352	697-987	.706	641	168	302	632-15	476	804	1367-40.2	2946-86.7
1995-96	30	860-1917	.449	185-544	.340	535-783	.683	529	88	329	652-15	405	664	1158-38.6	2440-81.3
1996-97	32	836-1800	.465	118-378	.312	616-904	.681	518	112	274	600-18	346	793	1226-38.3	2406-75.2
1997-98	32	908-1969	.461	166-476	.349	538-794	.678	602	158	275	637-28	369	793	1271-39.7	2520-78.8
1998-99	34	1044-2108	.495	184-504	.365	601-857	.701	674	202	431	672-7	417	835	1343-39.5	2873-84.5
1999-00	35	1001-2151	.465	195-553	.353	486-710	.685	667	235	355	637-13	418	820	1354-38.7	2683-76.7
2000-01	36	1120-2313	.484	205-540	.380	622-894	.696	692	213	322	713-10	543	935	1478-41.1	3067-85.2
2001-02	36	1083-2248	.482	217-580	.374	677-933	.726	714	216	302	640-8	473	1006	1479-41.1	3060-85.0
2002-03	31	901-1940	.464	204-523	.390	466-654	.713	573	198	322	588-6	409	832	1241-40.0	2472-79.7
2003-04	32	891-2021	.441	165-490	.337	530-840	.631	451	215	274	631-21	501	821	1322-41.3	2477-77.4
2004-05	32	920-2094	.439	180-542	.332	600-826	.726	499	200	267	610-17	479	906	1385-43.3	2620-81.9
2005-06	32	875-1952	.448	155-415	.373	600-821	.731	512	191	258	623-15	458	814	1272-39.8	2505-78.3
2006-07	34	971-2032	.478	196-509	.385	547-787	.695	587	233	253	612-12	437	888	1325-39.0	2685-79.0
2007-08	34	895-1939	.462	182-539	.338	511-727	.703	562	222	225	591-18	403	890	1293-38.0	2483-73.0





## Opponent Year-By-Year Stats

YEAR	GP	--TOTAL--			--3PT--			FTM-FTA	PCT	AST	BLK	STL	PF-DQ	OFF	DEF	TOTAL	TOTAL
		FGM-FGA	PCT	FGM-FGA	PCT	REBS	REBS							REBS-AVG	PTS-AVG		
1950-51	27	510-na	--	--	--	400-663	.603	--	--	--	--	--	--	--	--	--	1420-52.6
1951-52	stats not available															1116-46.5	
1952-53	23	369-na	--	--	--	515-788	.654	--	--	--	--	--	--	--	--	--	1256-54.3
1953-54	30	539-na	--	--	--	594-888	.668	--	--	--	--	--	--	--	--	--	1672-55.7
1954-55	stats not available															1486-61.9	
1955-56	24	509-1470	.346	--	--	537-733	.732	--	--	--	--	--	--	--	--	977-40.7	1555-64.8
1956-57	26	553-1414	.391	--	--	484-729	.661	--	--	--	--	--	--	--	--	940-36.2	1590-61.5
1957-58	29	583-1687	.352	--	--	497-735	.676	--	--	--	--	--	--	--	--	1031-35.6	1671-57.6
1958-59	23	444-1201	.369	--	--	408-584	.697	--	--	--	--	--	--	--	--	814-35.4	1296-57.6
1959-60	23	529-1331	.397	--	--	343-490	.700	--	--	--	--	--	--	--	--	795-34.6	1407-56.3
1960-61	26	642-1676	.384	--	--	473-679	.697	--	--	--	--	--	--	--	--	1119-43.0	1757-61.2
1961-62	25	700-1669	.419	--	--	405-679	.649	--	--	--	--	489-	--	--	--	1115-44.6	1805-67.6
1962-63	21	614-1336	.460	--	--	276-624	.697	--	--	--	--	336-	--	--	--	879-41.9	1504-71.6
1963-64	26	736-1618	.455	--	--	509-396	.692	--	--	--	--	462-14	--	--	--	1145-44.0	1964-75.5
1964-65	26	686-1655	.415	--	--	417-735	.714	--	--	--	--	490-23	--	--	--	1021-30.3	1789-68.8
1965-66	25	649-1603	.405	--	--	415-584	.706	--	--	--	--	454-11	--	--	--	1029-41.2	1711-68.4
1966-67	25	644-1380	.467	--	--	340-588	.714	--	--	--	--	393-7	--	--	--	928-37.1	1628-65.1
1967-68	24	670-1533	.437	--	--	434-476	.701	--	--	--	--	419-12	--	--	--	1188-49.0	1744-73.9
1968-69	26	858-1846	.465	--	--	472-619	.725	--	--	--	--	488-18	--	--	--	1225-47.1	2188-84.1
1969-70	26	762-1695	.449	--	--	421-651	.680	--	--	--	--	472-13	--	--	--	1082-41.6	1945-74.7
1970-71	26	743-1625	.457	--	--	422-619	.703	308	--	--	--	544-24	--	--	--	1056-40.6	1908-73.4
1971-72	32	843-1933	.436	--	--	417-600	.687	302	--	--	--	607-30	--	--	--	1040-32.5	2107-65.8
1972-73	30	947-2023	.449	--	--	332-607	.686	363	--	--	--	598-23	--	--	--	1043-34.8	2226-74.2
1973-74	28	798-1993	.400	--	--	335-484	.705	278	--	--	--	513-11	--	--	--	1066-38.1	1931-69.0
1974-75	29	916-2075	.441	--	--	331-475	.694	355	--	--	--	634-28	--	--	--	999-34.5	2163-74.6
1975-76	28	867-1954	.444	--	--	346-477	.725	307	--	--	--	575-25	--	--	--	1024-36.6	2080-74.3
1976-77	27	804-1845	.436	--	--	393-489	.722	299	58	202	529-21	--	--	--	--	978-36.2	2001-74.1
1977-78	28	906-2001	.453	--	--	415-612	.678	363	60	227	563-14	--	--	--	--	1057-37.7	2227-79.5
1978-79	30	912-1923	.474	--	--	416-601	.692	402	99	240	576-17	--	--	--	--	1036-34.5	2240-74.7
1979-80	31	926-1952	.474	--	--	374-534	.700	476	83	231	662-31	--	--	--	--	1000-32.3	2226-71.8
1980-81	31	879-1860	.473	--	--	406-582	.698	454	76	254	613-27	--	--	--	--	954-30.8	2164-69.8
1981-82	31	666-1424	.468	--	--	372-548	.679	326	80	150	581-30	--	--	--	--	802-27.7	1704-58.8
1982-83	29	808-1783	.453	--	--	425-634	.670	385	78	144	655-22	--	--	--	--	1022-34.1	2141-71.4
1983-84	30	889-1922	.462	--	--	373-537	.694	465	66	170	644-32	--	--	--	--	996-31.1	2151-67.2
1984-85	32	981-2136	.459	--	--	440-637	.691	510	84	192	681-26	--	--	--	--	1222-33.0	2404-65.0
1985-86	33	873-1820	.480	--	--	420-575	.730	457	78	187	639-16	--	--	--	--	1017-30.0	2166-65.6
1986-87	26	728-1521	.479	113-245	.561	336-491	.684	425	61	193	497-12	298	520	--	--	871-33.5	1905-73.3
1987-88	31	840-1744	.482	126-318	.396	421-589	.715	488	60	203	567-	347	599	--	--	1010-32.6	2227-71.8
1988-89	29	798-1722	.463	125-339	.369	431-615	.701	475	72	171	531-13	330	604	--	--	1024-34.6	2152-74.2
1989-90	33	911-2122	.429	175-490	.357	566-811	.698	535	103	238	692-25	466	676	--	--	1244-37.7	2563-77.7
1990-91	28	817-1827	.447	161-465	.346	427-631	.677	475	128	179	595-18	384	645	--	--	1114-39.8	2222-79.4
1991-92	29	829-1763	.470	164-440	.373	467-729	.641	460	152	165	612-18	378	656	--	--	1130-39.0	2289-78.9
1992-93	28	813-1812	.449	163-446	.313	437-661	.661	521	170	203	544-17	408	694	--	--	1186-42.4	2226-79.5
1993-94	30	798-1846	.432	168-526	.319	433-640	.640	448	145	213	632-17	367	687	--	--	1148-38.3	2197-73.2
1994-95	34	923-2098	.440	241-685	.352	427-651	.656	511	573	220	727-34	398	647	--	--	1142-33.6	2514-73.9
1995-96	30	780-1730	.451	195-537	.363	533-731	.729	429	155	195	594-21	321	693	--	--	1114-37.1	2288-76.3
1996-97	32	752-1857	.405	195-601	.325	437-654	.668	425	122	229	669-29	335	666	--	--	1092-34.1	2136-66.8
1997-98	32	799-1957	.408	220-667	.330	488-740	.660	421	113	233	638-33	398	721	--	--	1209-37.8	2306-72.1
1998-99	34	772-1991	.388	213-703	.303	502-763	.658	447	104	279	706-26	410	690	--	--	1209-35.6	2259-66.4
1999-00	35	844-2098	.402	218-659	.331	480-705	.681	491	140	295	650-14	494	802	--	--	1296-37.0	2386-68.2
2000-01	36	888-2196	.404	242-705	.343	587-829	.708	444	144	262	738-10	507	792	--	--	1299-36.1	2605-72.4
2001-02	36	920-2304	.399	227-717	.317	485-712	.681	489	128	256	741-15	508	839	--	--	1347-37.4	2552-70.9
2002-03	31	704-1864	.378	208-646	.322	453-647	.700	399	135	217	591-0	430	726	--	--	1156-37.3	2069-66.7
2003-04	32	774-1910	.405	228-623	.366	532-739	.720	409	141	247	696-26	420	813	--	--	1233-38.5	2308-72.1
2004-05	32	854-2096	.407	239-695	.344	485-726	.668	447	163	267	663-21	467	811	--	--	1278-39.9	2432-76.0
2005-06	32	808-1938	.417	244-665	.367	492-717	.686	461	149	275	650-19	420	738	--	--	1158-36.2	2352-73.5
2006-07	34	823-2117	.389	205-679	.302	444-640	.694	396	131	275	684-13	501	755	--	--	1256-36.9	2295-67.5
2007-08	34	839-2124	.395	209-645	.324	486-657	.740	420	160	316	630-9	478	750	--	--	1228-36.1	2373-69.8

## Comcast Center Records

### Individual Records, Game

#### Most Points

Maryland	Nik Caner-Medley vs. Temple, 1/15/2005	35
Opponent	Justin Gray, Wake Forest, 1/15/2006	38

#### Most Field Goals

Maryland	Nik Caner-Medley vs. Temple, 1/15/2005	14
Opponent	Larry Blair, Liberty, 12/28/2004	13

#### Most Field Goals Attempted

Maryland	Greivis Vasquez vs. Virginia Tech, 2/20/2008	22
Opponent	Ken Tutt, Oral Roberts, 3/16/2005	27

#### Highest Field Goal Percentage

Maryland	Ryan Randle vs. Wagner, 1/4/2003	1.000 (10-for-10)
Opponent	Craig Smith, Boston College, 12/11/2006	.733 (11-for-15)

#### Most 3-Point Field Goals

Maryland	Mike Jones vs. UMKC, 12/13/2006	9
Opponent	Justin Gray, Wake Forest, 1/15/2005	7

#### Most 3-Point Field Goals Attempted

Maryland	Mike Jones vs. UMKC, 12/13/2006	13
Opponent	Devin Harris, Wisconsin, 12/2/2003	12

#### Highest 3-Point Field Goal Percentage

Maryland	Drew Nicholas vs. Citadel, 11/27/2002	.714 (5-for-7)
Opponent	J.J. Redick, Duke, 1/21/2004	.833 (5-for-6)

#### Most Free Throws

Maryland	Bambale Osby vs. Northeastern, 11/15/2007	14
Opponent	J.J. Redick, Duke, 2/11/2006	13

#### Most Free Throws Attempted

Maryland	Bambale Osby vs. Northeastern, 11/15/2007	20
Opponent	Glen McGowan, Pepperdine, 12/14/2003	15

#### Highest Free Throw Percentage

Maryland	Drew Nicholas vs. UMBC, 12/23/2002	1.000 (10-for-10)
Maryland	Chris McCray vs. Duke, 2/12/2005	1.000 (10-for-10)
Opponent	Julius Hodge, NC State, 2/1/2004	1.000 (10-for-10)

#### Most Rebounds

Maryland	Ryan Randle vs. Duke, 1/18/2003	17
Opponent	Shelden Williams, Duke, 2/13/2005	16

#### Most Assists

Maryland	Greivis Vasquez vs. NC State, 2/9/2008	15
Opponent	Mardy Collins, Temple, 1/15/2005	11

#### Most Blocks

Maryland	Ekene Ibekwe vs. Mount St. Mary's, 12/28/2006	8
Opponent	Sharrod Ford, Clemson, 2/22/2005	9

#### Most Steals

Maryland	Chris McCray vs. Wagner, 1/4/2003	7
Opponent	Chaiison Allen, Northeastern, 11/15/2007	7

### Team Records, Game

#### Most Points

Maryland	Liberty, 12/28/2004	112
Opponent	Clemson, 2/25/2005	97

#### Fewest Points

Maryland	Ohio, 12/12/2007	55
Opponent	UMES, 1/6/2004	38

#### Fewest Points in a Half

Maryland	Miami, 1/10/2007	(1 <sup>st</sup> half) 21
Opponent	American, 11/22/2003	(1 <sup>st</sup> half) 8

#### Most Field Goals

Maryland	Liberty, 12/28/2004	45
Opponent	Clemson, 1/13/2007	37

#### Fewest Field Goals

Maryland	Miami, 1/10/2007	13
Opponent	UMES, 1/6/2004	14

#### Most Field Goal Attempts

Maryland	Liberty, 12/28/2004	83
Opponent	Siena, 12/31/2006	83

#### Fewest Field Goal Attempts

Maryland	Northeastern, 11/15/2008	46
Opponent	NC State, 1/30/2003	44

#### Highest Field Goal Percentage

Maryland	Clemson, 2/25/2003	(34-for-54) .630
Opponent	Clemson, 2/22/2005	(32-for-55) .582

#### Lowest Field Goal Percentage

Maryland	Miami, 1/10/2007	(19-for-61) .311
Opponent	UMES, 1/6/2004	(14-for-54) .259

#### Most 3-Point Field Goals

Maryland	UMKC, 12/13/2006	17
Opponent	Wake Forest, 2/28/2004	13

#### Most 3-Point Field Goal Attempts

Maryland	UMKC, 12/13/2006	37
Opponent	Hampton, 11/7/2006	44

#### Most Free Throws Made

Maryland	Hampton, 11/7/2006	39
Opponent	Boston College, 12/9/2007	31

#### Fewest Free Throws Made

Maryland	Ohio, 12/12/2007	2
Opponent	High Point, 11/24/2006	2

#### Most Free Throw Attempts

Maryland	Hofstra, 11/29/2003	55
Opponent	Boston College, 12/9/2007	41
	Clemson, 2/22/2005	41

#### Fewest Free Throw Attempts

Maryland	George Mason, 11/25/2003	8
Opponent	High Point, 11/24/2006	6

#### Highest Free Throw Percentage

Maryland	UNC Asheville, 12/12/2004	(13-for-13) 1.000
Opponent	Florida State, 2/16/2008	(10-for-10) 1.000

#### Lowest Free Throw Pct.

Maryland	Florida, 12/14/2002	(4-for-11) .364
Opponent	VMI, 12/31/2005	(3-for-12) .250

### Most Rebounds

Maryland	Liberty, 12/28/2004	61
Opponent	Florida State, 12/19/2004	56

### Most Assists

Maryland	Hampton, 1/8/2003	29
	Clemson, 2/25/2003	29
Opponent	North Carolina, 2/2/2006	22
	North Carolina, 2/25/2007	22

### Largest Victory Margin

Maryland	UMKC, 12/13/2006	51
Opponent	NC State, 1/23/2005	16

### Most Personal Fouls

Maryland	Clemson, 2/22/2005	29
Opponent	Hampton, 11/7/2006	40

### Fewest Personal Fouls

Maryland	American, 11/22/2003	8
Opponent	VMI, 12/31/2005	10

### Most Disqualifications

Maryland	Florida State, 12/19/2004	2
	Clemson, 2/22/2005	2
Opponent	Hofstra, 11/29/2003	6

### Most Victories

By Maryland	17 in 2006-07
-------------	---------------

### Most Losses

By Maryland	4 in 2003-04
-------------	--------------

### Fewest Losses

By Maryland	2 in 2002-03
	2 in 2006-07

### Most 100-Point Games

By Maryland	2 in 2002-03
	2 in 2006-07
By Opponents	0

### All-Time 100-Point Games

By Maryland	6
By Opponents	0

### Longest Winning Streak

Mar. 16, 2005 - Feb. 2, 2006	14 games
------------------------------	----------

### Longest Non-Conference Winning Streak

Dec. 23, 2002 - Mar. 18, 2006	30 games
-------------------------------	----------

### Milestone Games

Game 1	Nov. 24, 2002	Maryland 64, Miami (OH) 49
Game 50	Mar. 26, 2005	Maryland 85, TCU 73
Game 100	Jan. 27, 2008	Duke 93, Maryland 84



# All-Time Results

Game-by-game results for every Maryland basketball season since 1910-11. Maryland was known as Maryland Agricultural College until 1915, and as Maryland State College from 1916-1919. Maryland's conference affiliations: Atlantic Coast Conference since 1953-54, and the Southern Conference from 1923-24 to 1952-53.

An all-college basketball team was formed in 1904-05, and played just two games. Due to a fire in 1912 which burnt the armory and college gymnasium, the team that was fielded in 1913-14 did not have a regular home, practiced only three times all season and lost 16 games. Another team was not fielded until 1918-19.

In 1918-19, Maryland State participated in the District Intercollegiate Basketball League, in which all games were played at the Washington YMCA. Another season would not be conducted until Maryland opened its new facility at The Gymnasium, inside Annapolis Hall, in 1923-24. It is considered to be the school's first "varsity" team.

Home games were played at The Gymnasium from 1923-24 to 1930-31. Home games were played at Richie Coliseum from 1931-32 to 1954-55. Home games from 1955-56 through 2001-02 were played at Cole Field House. Beginning in 2002-03, Maryland moved to Comcast Center.

Maryland and opponent Associated Press rankings are in brackets -- AP polls began in 1948-49. From 1960-61 to 1967-68, the Associated Press ranked only the nation's top 10 teams.  
\* - indicates conference games.

## H. Burton Shipley



24 Seasons  
1923-24 to  
1946-47  
Rec.: 243-199  
Conf.: 124-91

### 1923-24

Record: 5-7 H: 3-6 A: 1-0 N: 1-1  
SC: 1-2, 11th place

George Washington	W	41-22
Gallaudet	W	42-28
Catholic	L	13-30

F5

• No. Carolina	L	20-26
• Virginia	L	13-26

F9

at Richmond	W	24-22
Catholic	L	14-20
George Washington	L	19-20
• Washington & Lee	W	22-21
VMU	L	12-21
VMU <sup>1</sup>	W	34-19

F29

Georgia <sup>1</sup>	L	25-29
----------------------	---	-------

1-SoCon Tournament at Atlanta, Ga.

### 1924-25

Record: 12-5 H: 7-2 A: 4-2 N: 1-1  
SC: 3-1, 4th place

• Virginia	W	24-18
at Columbia	W	24-23
at Stevens Institute	W	21-19
at Navy	L	16-23
Lafayette	W	30-15
at Catholic	W	18-14
Stevens Institute	W	21-17

J31

• No. Carolina	L	16-21
Gallaudet	W	25-14
Washington College	L	16-27
at Princeton	L	24-38
City College of NY	W	22-16
• South Carolina	W	38-22
• at Virginia	W	36-25

F26

Alabama <sup>1</sup>	W	27-21
----------------------	---	-------

F27

NC State <sup>1</sup>	L	18-30
Catholic	W	27-17

1-SoCon Tournament at Atlanta, Ga.

### 1925-26

Record: 14-3 H: 10-1 A: 4-1 N: 0-1  
SC: 7-1, 4th place

• Washington & Lee	W	40-27
at Navy	W	21-12

J12

Richmond	W	30-14
• at VMI	W	30-21
• at Washington & Lee	W	33-20
• at Virginia Tech	W	19-17
• at Virginia	L	28-34

F9

• No. Carolina	W	23-22
West Virginia	W	25-15
Duke	W	41-20
• Virginia	W	30-21
Princeton	W	32-26
Gallaudet	W	40-13
Washington College	W	30-26
Stevens Institute	L	24-27
• Virginia Tech	W	30-14

F26

Mississippi <sup>1</sup>	L	19-22
--------------------------	---	-------

1-SoCon Tournament at Atlanta, Ga.

### 1926-27

Record: 10-10 H: 7-2 A: 3-7 N: 0-1  
SC: 6-4, 9th place

at American	L	16-21
• Washington & Lee	W	44-32
at Michigan	L	25-39

J4

• at Virginia	L	17-22
at Navy	L	30-32
Washington College	L	18-22
• Georgia	W	34-33
Gallaudet	W	39-26
Stevens Institute	W	27-18

F7

• No. Carolina	W	28-20
----------------	---	-------

F8

• No. Carolina	L	23-32
----------------	---	-------

F9

at Pennsylvania	W	26-21
• at Washington & Lee	L	32-34

• at VMI	W	32-15	
• Virginia (OT)	W	29-28	
• at NC State	L	23-38	
at Washington College	L	16-21	
Western Maryland	W	32-25	
F19	• at No. Carolina	W	23-19
F25	Georgia <sup>1</sup>	L	22-27

1-SoCon Tournament at Atlanta, Ga.

### 1927-28

Record: 14-4 H: 11-0 A: 3-4  
SC: 9-1, 3rd place (tie)

D19	• Washington & Lee	W	38-24
J12	• at Virginia Tech	W	29-20
J13	• at Washington & Lee	W	31-28
J14	• at VMI	W	23-9
J18	Gallaudet	W	45-20
J19	• Kentucky	W	37-7
J20	at Johns Hopkins	L	20-22
J25	St. John's (Annapolis)	W	25-22
J27	• Virginia	W	26-20

F30

Stevens Institute	W	31-24
-------------------	---	-------

J40

at Navy	L	26-35
---------	---	-------

F18

at Pennsylvania	L	26-30
-----------------	---	-------

F8

• NC State	W	36-24
------------	---	-------

F13

• at Virginia	L	12-34
---------------	---	-------

F17

Washington College	W	22-20
--------------------	---	-------

F21

Johns Hopkins	W	23-19
---------------	---	-------

F23

• Virginia Tech	W	30-10
-----------------	---	-------

F24

Western Maryland	W	30-29
------------------	---	-------

### 1928-29

Record: 7-9 H: 3-5 A: 4-3 N: 0-1  
SC: 2-5, 21st place

D20	William & Mary	W	30-20
D22	at Pennsylvania	L	18-30

J9

Randolph Macon	L	20-33
----------------	---	-------

J15

• at Virginia	W	30-22
---------------	---	-------

J18

Johns Hopkins	L	23-25
---------------	---	-------

J26

St. John's (Annapolis)	W	20-18
------------------------	---	-------

F1

• Virginia	L	22-25
------------	---	-------

F2

• Washington & Lee	L	22-47
--------------------	---	-------

F4

• at Virginia Tech	L	19-39
--------------------	---	-------

F5

• at VMI	W	30-27
----------	---	-------

F6

• at Washington & Lee	L	18-42
-----------------------	---	-------

F8

• No. Carolina	L	22-28
----------------	---	-------

F13

at Navy	W	30-27
---------	---	-------

J14

Western Maryland	W	32-17
------------------	---	-------

F23

at Johns Hopkins	W	19-18
------------------	---	-------

M1

Mississippi <sup>1</sup>	L	35-37
--------------------------	---	-------

1-SoCon Tournament at Atlanta, Ga.

### 1929-30

Record: 16-6 H: 10-3 A: 6-2 N: 0-1  
SC: 9-5, 10th place

D13	William & Mary	W	27-23
J9	• Duke	L	27-28

J11

Catholic	W	37-30
----------	---	-------

J14

• Virginia	W	54-20
------------	---	-------

J17

Johns Hopkins	W	41-24
---------------	---	-------

J22

at Navy	W	43-39
---------	---	-------

J25

• Virginia Tech	W	44-27
-----------------	---	-------

F1

• NC State	L	26-28
------------	---	-------

F3

• Washington & Lee	L	25-29
--------------------	---	-------

F6

Western Maryland	W	37-18
------------------	---	-------

F8

• No. Carolina	W	36-33
----------------	---	-------

F11

• at Virginia Tech	W	34-23
--------------------	---	-------

F12

• at VMI	W	44-25
----------	---	-------

F13

• at Washington & Lee	L	21-36
-----------------------	---	-------

F15

• Virginia	W	51-29
------------	---	-------

F18

• at NC State	W	21-19
---------------	---	-------

F19

• at No. Carolina	W	29-22
-------------------	---	-------

F20

• at Duke	L	24-39
-----------	---	-------

F22

at Johns Hopkins	W	39-24
------------------	---	-------

F22

• VMI	W	39-21
-------	---	-------

F25

St. John's (Annapolis)	W	42-25
------------------------	---	-------

F28

Kentucky <sup>1</sup>	L	21-26
-----------------------	---	-------

1-SoCon Tournament at Atlanta, Ga.

### 1930-31

Record: 18-4 H: 10-2 A: 4-2 N: 0-0  
SC: 8-1, 2nd place, SoCon Tournament Champion

J7	Gallaudet	W	38-29
J9	• at VMI	W	35-18

J10

• at Washington & Lee	W	36-21
-----------------------	---	-------

J15

• Duke	W	32-24
--------	---	-------

J17

Loyola (Md.)	L	30-33
--------------	---	-------

J22

at Johns Hopkins	W	33-20
------------------	---	-------

J30

VMU	W	44-20
-----	---	-------

J31

• Virginia Tech	W	33-16
-----------------	---	-------

F2

• at Virginia	L	31-34
---------------	---	-------

F3

• Washington & Lee	W	28-17
--------------------	---	-------

F6

at Catholic	W	24-21
-------------	---	-------

F10

• No. Carolina	W	33-31
----------------	---	-------

F11

Washington College	L	32-33
--------------------	---	-------

F13

• Virginia	W	34-21
------------	---	-------

F14

Western Maryland	W	45-35
------------------	---	-------

F17

St. John's (Annapolis)	W	32-27
------------------------	---	-------

F21

at Navy	L	33-36
---------	---	-------

F25

Johns Hopkins	W	31-22
---------------	---	-------

F27

Louisiana State <sup>1</sup>	W	37-33
------------------------------	---	-------

F28

No. Carolina <sup>1</sup>	W	19-17
---------------------------	---	-------

M2

Georgia <sup>1</sup>	W	26-25
----------------------	---	-------

M3

Kentucky <sup>1</sup>	W	29-27
-----------------------	---	-------

1-SoCon Tournament at Atlanta, Ga.

### 1931-32

Record: 16-4 H: 11-1 A: 5-2 N: 0-1  
SC: 9-1, SoCon Regular Season Co-Champion

D30	at Wisconsin	L	30-32
J11	Loyola (Md.)	L	27-28

J15

• at Washington & Lee	W	42-38
-----------------------	---	-------

J16

• at VMI	W	43-28
----------	---	-------

J20

Navy	W	26-15
------	---	-------

J21

• at Virginia	W	36-31
---------------	---	-------

J23

at Johns Hopkins	W	33-26
------------------	---	-------

J26

• VMI	W	38-20
-------	---	-------

J30

• Virginia Tech	W	51-16
-----------------	---	-------

J30

Catholic	W	39-34
----------	---	-------

F6

• No. Carolina	W	26-25
----------------	---	-------

F10

Washington College	W	36-16
--------------------	---	-------

F12

Western Maryland	W	25-15
------------------	---	-------

F13

• Virginia	W	46-18
------------	---	-------

F15

• Washington & Lee	W	48-19
--------------------	---	-------

F17

St. John's (Annapolis)	W	24-20
------------------------	---	-------

F19

• at No. Carolina	L	26-32
-------------------	---	-------

F20

• at Duke (OT)	W	20-18
----------------	---	-------

F23

Johns Hopkins	W	38-24
---------------	---	-------

F26

Florida <sup>1</sup>	L	24-39
----------------------	---	-------

1-SoCon Tournament at Atlanta, Ga.

### 1932-33

Record: 11-9 H: 10-2 A: 1-6 N: 0-1  
SC: 7-3, 3rd place

D23	Wisconsin	L	13-22
J7	• at Virginia Tech	W	40-20

J12

• Duke	W	30-28
--------	---	-------

J13

• at VMI	L	29-30
----------	---	-------

J14

• at Washington & Lee	L	40-43
-----------------------	---	-------

J18

at Johns Hopkins	L	27-37
------------------	---	-------

J21

• Virginia Tech	W	37-21
-----------------	---	-------

J25

at Catholic	L	27-29
-------------	---	-------

J28

at Navy	L	21-59
---------	---	-------

J31

• at Virginia	L	19-26
---------------	---	-------

F3

• No. Carolina	W	42-29
----------------	---	-------

F4

Georgia	L	36-40
---------	---	-------

F8

Washington College	W	35-27
--------------------	---	-------

F9

• Virginia	W	37-28
------------	---	-------

F11

• Washington & Lee	W	46-28
--------------------	---	-------

F14

• VMI	W	45-29
-------	---	-------

F16

St. John's (Annapolis)	W	34-22
------------------------	---	-------

F18

Western Maryland	W	37-32
------------------	---	-------

F22

Johns Hopkins	W	35-31
---------------	---	-------

F24

South Carolina <sup>1</sup>	L	28-65
-----------------------------	---	-------

1-SoCon Tournament at Raleigh, N.C. (Memorial Auditorium)

### 1933-34

Record: 11-8 H: 9-4 A: 2-3 N: 0-1  
SC: 6-1, 3rd place

D18	Michigan	W	29-25
D30	Indiana	L	17-30

J5

at West Virginia	L	24-26
------------------	---	-------

J11

• Duke	W	37-33
--------	---	-------

J13

• at Virginia Tech	W	29-24
--------------------	---	-------

J20

• Virginia Tech	W	34-32
-----------------	---	-------

J24

at Johns Hopkins	L	32-35
------------------	---	-------

J26

• at Virginia	W	43-20
---------------	---	-------

J30

• No. Carolina	L	24-28
----------------	---	-------

F2

Catholic	W	33-25
----------	---	-------

F3

at Navy	L	27-46
---------	---	-------

F6

• Virginia	W	28-25
------------	---	-------

F9

Richmond	L	33-44
----------	---	-------

F10

Western Maryland	W	49-33
------------------	---	-------

F13

• VMI	W	36-27
-------	---	-------

F15

St. John's (Annapolis)	L	32-37
------------------------	---	-------

F17

Washington College	W	44-33
--------------------	---	-------

F21

Johns Hopkins	W	32-19
---------------	---	-------

M1

Washington & Lee <sup>1</sup>	L	37-45
-------------------------------	---	-------

1-SoCon Tournament at Raleigh, N.C. (Memorial Auditorium)

### 1934-35

Record: 8-10 H: 6-8 A: 2-2  
SC: 4-3, 5th place

D20	Indiana	L	29-30
D29	Ohio State	W	50-41

J2

West Virginia	L	29-39
---------------	---	-------

J4

• South Carolina	W	35-21
------------------	---	-------

J8

• VMI	W	39-24
-------	---	-------

J11

• Duke	L	39-48
--------	---	-------

J16

Washington College	W	43-27
--------------------	---	-------

J18

• No. Carolina	L	31-39
----------------	---	-------

J30

at Navy	L	36-43
---------	---	-------

F2

• Virginia	W	44-24
------------	---	-------

F9

Richmond	L	26-56
----------	---	-------

F12

at Catholic	L	29-45
-------------	---	-------

F16

• Washington & Lee	L	29-33
--------------------	---	-------

F20

• at Virginia	W	33-32
---------------	---	-------

F26

at Johns Hopkins	W	41-35
------------------	---	-------

M2

St. John's (Annapolis)	L	17-24
------------------------	---	-------

M6

Johns Hopkins	W	52-25
---------------	---	-------

M11

Georgetown	L	24-25
------------	---	-------

### 1935-36

Record: 14-6 H: 9-3 A: 4-2 N: 1-1  
SC: 4-3, 4th place

J7	• VMI	W	44-29
J10	• at Washington & Lee	L	27-30

J11

• at VMI	W	53-32
----------	---	-------

J15

at Navy	W	32-20
---------	---	-------

J18

Richmond	W	28-24
----------	---	-------

J21

Baltimore City College	W	55-33
------------------------	---	-------

J23

Washington College	W	46-34
--------------------	---	-------

J25

• No. Carolina	L	32
----------------	---	----

# MARYLAND

2002 NCAA CHAMPIONS  
2004 ACC CHAMPIONS

F5	• Washington & Lee	W	36-32
F10	• William & Mary	W	45-38
F11	• VMI	W	43-33
F12	Catholic	W	49-33
F16	at Washington College	W	43-42
F19	Dickinson College	W	57-27
F21	Johns Hopkins	W	56-30
F23	St. John's (Annapolis)	W	38-29
M4	The Citadel <sup>1</sup>	W	45-43
M5	Duke <sup>1</sup>	L	32-35

1-SoCon Tournament at Raleigh, N.C. (Memorial Auditorium)

## 1938-39

Record: 15-9 H: 9-2 A: 4-6 N: 2-1  
SC: 8-3, 2nd place (tie).  
SoCon Tournament Finalist

D13	• at Richmond	L	34-39
D15	• Clemson	W	45-35
D16	• Davidson	W	44-27
J4	at Pennsylvania	L	24-36
J7	at Army	L	25-45
J11	at Navy	L	37-47
J13	• Duke	W	37-34
J14	Hampden-Sydney	W	34-25
J20	• No. Carolina	W	34-32
J28	Virginia	W	31-21
F2	• at Duke	W	60-44
F3	• at No. Carolina	W	66-41
F4	• at NC State	L	40-46
F8	Georgetown	L	25-39
F11	• Washington & Lee	W	39-37
F14	• William & Mary	L	49-57
F15	at St. John's (Annapolis)	W	48-20
F18	• VMI	W	53-35
F20	at Catholic	W	40-38
F22	at Geo. Washington	L	24-37
F24	Washington College	W	47-37
M2	Richmond	W	47-32
M3	at NC State <sup>1</sup>	W	53-29
M4	Clemson <sup>1</sup>	L	27-39

1-SoCon Tournament at Raleigh, N.C. (Memorial Auditorium)

## 1939-40

Record: 14-9 H: 9-2 A: 4-6 N: 1-1  
SC: 7-5, 5th place

D12	Western Maryland	W	48-32
D14	Randolph Macon	W	47-16
J1	• Clemson	W	53-26
J3	at Pennsylvania	L	34-41
J4	at Rutgers	W	51-39
J5	at Rhode Island	L	53-59
J9	• Duke	W	32-30
J13	• Richmond	W	35-19
J17	at Georgetown	W	28-27
J19	• Virginia Tech	W	49-41
J20	• Washington & Lee	L	25-44
J26	• at NC State	W	43-36
J27	• at Clemson	L	30-48
J29	• at South Carolina	L	39-33
J30	• at Duke	L	37-48
F3	Johns Hopkins	W	49-36
F7	• at VMI	W	60-33
F8	at Washington & Lee	L	19-39
F17	Catholic	W	46-31
F20	• VMI	W	27-25
F22	George Washington	L	26-44
F28	Washington & Lee <sup>1</sup>	W	43-30
M1	Duke <sup>1</sup>	L	32-44

1-Southern Conference Tournament at Raleigh, N.C. (Memorial Auditorium)

## 1940-41

Record: 1-21 H: 1-10 A: 0-11  
SC: 0-13, 15th place

D14	• Richmond	L	36-48
D17	at Johns Hopkins	L	24-38
D19	• Clemson	L	34-48
J8	at Pennsylvania	L	32-43
J11	• Duke	L	26-40
J14	• at Washington & Lee	L	41-59
J15	• at VMI	L	30-64
J17	at Georgetown	L	34-51
J24	• No. Carolina	L	36-55
J31	• at Richmond	L	17-38
F1	• at Duke	L	17-43
F3	• at No. Carolina	L	29-44
F5	at Navy	L	27-52
F6	at Virginia	L	18-47
F8	• Washington & Lee	L	15-42
F10	at Geo. Washington	L	28-61
F14	• William & Mary	L	40-58
F15	Connecticut	L	43-52
F18	• VMI	L	27-41
F19	Rutgers	L	45-50
F21	• Virginia Tech	L	39-48
F22	Washington College	W	26-18

## 1941-42

Record: 7-15 H: 4-5 A: 3-10  
SC: 3-8, 12th place (tie)

D13	• at Richmond	W	41-23
D16	• at William & Mary	L	34-39
D19	at West Virginia	L	36-63
D30	at Seton Hall	L	15-59
D31	at City College of NY	L	40-57
J2	at St. John's	L	48-64
J9	at Virginia	W	35-34
J10	• at Duke	L	33-37
J16	Washington College	W	28-25
J21	at Georgetown	W	51-42
J24	• George Washington	L	29-47
J29	Virginia	W	36-26
F2	• at VMI	L	41-46
F3	• at Washington & Lee	L	44-52
F7	• Washington & Lee	L	28-30
F11	at Navy	L	47-61
F13	• William & Mary	W	42-32
F14	West Virginia	L	27-41
F18	at Army	L	32-44
F20	• No. Carolina	L	30-34
F25	• Duke	L	46-64
F27	• VMI	W	39-36

## 1942-43

Record: 8-8 H: 5-3 A: 3-5  
SC: 5-5, 9th place

D10	• Richmond	W	32-28
J1	• No. Carolina	W	47-40
J9	Virginia	W	53-49
J13	at Pennsylvania	L	49-51
J15	• at Washington & Lee	L	40-50
J16	• at VMI	L	34-35
J23	• at Geo. Washington	L	43-48
J30	at Navy	W	63-54
F6	at Army	L	40-44
F12	• Duke	L	43-46
F13	• Washington & Lee	W	55-35
F15	at Virginia	W	56-42
F16	• at No. Carolina	W	40-31
F20	Georgetown	L	36-46
F23	• William & Mary	W	51-36
F25	• VMI	L	35-36

## 1943-44

Record: 4-14 H: 3-6 A: 1-7 N: 0-1  
SC: 2-1, 4th place

D11	Quantico Marines	L	33-59
D17	Marshall	L	39-46
D21	Bainbridge Navy	L	20-52
J8	at Virginia	L	20-52
J15	• VMI	W	43-36
J22	Hampden-Sydney	L	43-51
J24	at Bainbridge Navy	L	25-78
J26	Fort Belvoir	L	29-60
J29	Catholic	W	33-31
F5	Virginia	L	26-49
F8	at Catholic	L	33-53
F9	Woodrow Gen. Hospital	W	48-26
F12	• at Richmond	L	34-65
F18	at Woodrow Gen. Hospital	L	25-35
F19	• at VMI	W	31-29
F24	at NC State <sup>1</sup>	L	23-42
F26	at Navy	L	35-69
M1	at Army	L	22-85

1-SoCon Tournament at Raleigh, N.C. (Memorial Auditorium)

## 1944-45

Record: 2-14 H: 1-5 A: 1-8 N: 0-1  
SC: 2-5, 9th place

D21	Gallaudet	L	26-27
J5	• at No. Carolina	L	28-53
J6	• at Duke	L	24-51
J8	• at NC State	L	32-46
J10	at Navy	L	33-70
J13	• VMI	W	46-28
J18	Marine Corps Institute	L	34-50
J20	• NC State	L	42-57
J27	Hampden-Sydney	L	42-43
F3	at Virginia	L	26-57
F5	• at VMI	L	27-35
F10	Virginia	L	33-61
F17	• at William & Mary	W	53-46
F22	Duke <sup>1</sup>	L	49-76
F27	at U.S. Merchant Marines	L	41-54
F28	at Army	L	34-54

1-SoCon Tournament at Raleigh, N.C. (Memorial Auditorium)

## 1945-46

Record: 9-12 H: 8-4 A: 1-7 N: 0-1  
SC: 5-4, 5th place

D18	Marine Corps Institute	W	61-46
D20	Marshall	L	43-50
D21	Quantico Marines	L	47-50
J4	• at Duke	L	25-59
J5	• at NC State	W	47-39
J7	• at No. Carolina	L	28-64
J16	at Navy	L	35-44
J19	• NC State	W	37-33
J23	at Virginia	L	45-48
J25	• Duke	W	43-38
J26	Hampden-Sydney	W	35-32
F2	• George Washington	W	48-35
F8	• No. Carolina	L	31-33
F9	Virginia	W	37-36
F14	U.S. Merchant Marines	W	43-39
F16	• Richmond	W	37-31
F20	• at William & Mary	L	36-42
F23	West Virginia	L	33-35
F26	at U.S. Merchant Marines	L	31-48
F27	at Army	L	25-52
M1	No. Carolina <sup>1</sup>	L	27-54

1-Southern Conference Tournament at Raleigh, N.C. (Memorial Auditorium)

## 1946-47

Record: 14-10 H: 9-3 A: 5-6 N: 0-1  
SC: 9-5, 5th place

D14	at West Virginia	L	43-81
D17	Western Maryland	W	49-39
D18	Johns Hopkins	W	41-36
J3	at Quantico Marines	W	62-48
J4	• at No. Carolina	L	42-58
J8	• Richmond	L	39-41
J10	• George Washington	W	44-43
J16	• at Washington & Lee	W	65-60
J17	• at Virginia Tech	W	57-49
J18	• at VMI	W	61-50
J22	at Navy	L	27-55
J24	• No. Carolina	W	61-57
J31	• Washington & Lee	W	59-50
F4	Georgetown	W	55-49
F10	• George Washington	L	48-63
F15	• at Richmond	L	49-68
F17	• Virginia Tech	W	55-42
F18	• Duke	L	38-40
F19	at U.S. Merchant Marines	L	47-73
F24	at Army	W	57-54
F26	• The Citadel	W	52-40
M1	• VMI	W	53-45
M12	at Pennsylvania	L	54-80
M13	NC State <sup>1</sup>	L	43-55

1-SoCon Tournament at Durham, N.C. (Duke Indoor Stadium)

### Flucie Stewart



**3 Seasons**  
1947-48 to  
1949-50  
Rec.: 27-48  
Conf.: 22-27

## 1947-48

Record: 11-14 H: 6-4 A: 5-9 N: 0-1  
SC: 9-7, 4th place

D11	at Western Maryland	W	63-58
D12	Loyola (Md.)	L	52-63
D16	• Davidson	W	59-58
D17	• at Washington & Lee	L	64-70
D18	• at VMI	W	53-46
D20	at Johns Hopkins	W	64-53
J3	• at No. Carolina	L	46-70
J5	• at Duke	L	42-53
J7	at Georgetown	L	40-52
J10	• Clemson	W	49-42
J12	at Virginia	L	44-64
J14	at Navy	L	47-51
J16	• South Carolina	W	68-54
J17	• VMI	W	63-48
J31	at Army	L	44-48
F7	• Washington & Lee	W	64-38
F11	• at Geo. Washington	L	49-65
F13	• No. Carolina	L	47-51
F16	Virginia	L	56-68
F19	• Richmond	W	60-53
F21	• at South Carolina	W	54-53
F23	at Clemson	W	63-61
F26	• at Richmond	L	62-64

## M1

• George Washington L 35-59  
M4 Davidson<sup>1</sup> L 51-58

1-SoCon Tournament at Durham, N.C. (Duke Indoor Stadium)

## 1948-49

Record: 9-18 H: 4-5 A: 5-11 N: 0-2  
SC: 8-7, 7th place

D4	at Temple	L	49-67
D9	• Virginia Tech	W	60-51
D11	at Loyola (Md.)	L	75-77
D13	• Richmond	L	45-54
D16	Virginia	L	47-53
D18	• Clemson	W	74-50
J3	• at No. Carolina	L	47-55
J4	• Davidson <sup>1</sup>	L	49-52
J7	at Virginia	L	43-79
J10	at Georgetown	L	51-53
J12	at Pennsylvania	L	67-81
J22	at Navy	L	46-52
J26	• George Washington	L	54-66
J28	at Miami	W	43-42
J29	at Miami	L	48-58
F2	at Cincinnati <sup>2</sup>	L	33-70
F4	• at VMI	W	53-45
F5	• at Washington & Lee	W	66-60
F8	• South Carolina	W	79-49
F11	• No. Carolina	L	52-66
F17	Georgetown	L	52-56
F19	• at South Carolina	W	57-56
F20	at Clemson	L	49-68
F24	• at Richmond	W	66-51
F26	• at Geo. Washington	L	42-61
F28	• VMI	W	70-55
M3	No. Carolina <sup>3</sup>	L	61-79

1-at Charlottesville, Va. (Memorial Gymnasium); 2-at Cincinnati, Ohio (Music Hall); 3-SoCon Tournament at Durham, N.C. (Duke Indoor Stadium)

## 1949-50

Record: 7-18 H: 6-6 A: 1-12  
SC: 5-13, 13th place

D3	• at Virginia Tech	L	57-63
D5	at Tennessee	L	40-61
D6	at Virginia	L	56-66
D10	• Washington & Lee	W	65-46
D14	at Pennsylvania	L	52-54
D16	• Clemson	L	56-60
D17	at Navy	L	62-75
D19	Ohio Wesleyan	L	71-75
D4	• at No. Carolina	L	53-55
J3	• at Duke	L	46-58
J7	at Georgetown	W	71-65
J10	• William & Mary	L	52-56
J12	• at Richmond	L	49-59
J14	• George Washington	L	51-72
J21	• at William & Mary	L	56-64
F1	• VMI	W	65-53
F3	• No. Carolina	L	56-69
F6	• at VMI	L	61-62
F10	• Duke	W	67-57
F13	• South Carolina	L	56-61
F14	Virginia	W	70-52
F18	• Davidson	W	64-61
F21	• Richmond	W	67-48
F24	• at South Carolina	L	44-59
F25	• at Clemson	L	68-70

### Bud Millikan



**17 Seasons**  
1950-51 to  
1965-67  
Rec.: 243-182  
Conf.: 130-109

## 1950-51

Record: 16-11 H: 10-3 A: 5-7 N: 1-1  
SC: 11-8, 8th place

D1	Virginia	W	59-57
D6	at Pennsylvania	L	65-74
D11	• William & Mary	W	48-41
D13	at Virginia	W	46-43
D18	• Washington & Lee	W	52-43
D19	Rutgers	W	51-45
J2	• at No. Carolina		



**1954-55**  
Record: 17-7 H: 7-2 A: 7-4 N: 3-1  
ACC: 10-4, 3rd place

D4	Georgetown	W	60-43
D7	[17] Duke	W	49-47
D10	[17] Wake Forest (OT)	L	58-62
D14	at Virginia	W	72-69
D17	at Duke	L	61-68
D18	at No. Carolina	W	70-60
D27	Texas Tech	W	58-54
D28	Rhode Island	W	83-66
D30	Cincinnati	W	78-61
J4	[11] South Carolina	W	68-51
J6	[11] Virginia	W	78-65
J8	[11] at Clemson	W	71-63
J10	[11] at South Carolina	W	68-52
J13	[11] [2] NC State	W	68-64
J16	[6] [9] at Geo. Washington	L	53-75
J29	[8] at Navy	W	60-54
F5	[12] at William & Mary	W	67-62
F8	[11] [6] George Washington	L	67-73
F12	[11] No. Carolina	W	63-61
F15	[11] Clemson	W	68-66
F19	[11] [7] at NC State	L	58-78
F21	[11] at Wake Forest	L	71-75
F25	[17] at Georgetown (2OT)	W	57-49
M3	[18] Virginia (OT)	L	67-68

1-All-American City Tournament at Owensboro, Ky.; 2-ACC Tournament at Raleigh, N.C. (Reynolds Coliseum)

**1955-56**  
Record: 14-10 H: 9-5 A: 5-4 N: 0-1  
ACC: 7-7, 5th place

D2	Virginia	W	67-55
D8	William & Mary	W	52-51
D10	Wake Forest	W	61-51
D15	[12] Kentucky	L	61-62
D17	[11] No. Carolina	L	62-68
D29	[16] Michigan State	L	75-95
D30	St. Francis	W	75-66

J4	South Carolina	W	76-57
J5	[7] George Washington	W	62-48
J7	at Clemson	W	71-63
J9	at South Carolina	W	59-53
J12	[3] NC State	L	64-73
J14	[6] at Duke	L	62-76
J16	[9] at No. Carolina	L	56-64
J21	at Georgetown (OT)	W	62-57
F4	Navy	W	80-61
F7	[8] Duke	L	70-82
F11	[19] at Geo. Washington	W	67-46
F14	Clemson	W	81-69
F18	[5] at NC State	W	71-62
F20	at Wake Forest	L	60-76
F23	at Virginia	L	60-73
F25	Georgetown	W	72-61
M1	[11] Duke	L	69-94

1-Mid-Winter Festival at College Park, Md. (Cole Field House); 2-ACC Tournament at Raleigh, N.C. (Reynolds Coliseum)

**1956-57**  
Record: 16-10 H: 8-2 A: 5-6 N: 3-2  
ACC: 9-5, 2nd place

D1	at Virginia	W	67-63
D6	Fordham	L	62-68
D10	Wake Forest	W	59-53
D15	[3] at Kentucky	L	56-76
D17	[6] at No. Carolina	L	61-70
D30	Montana State	W	89-72
D31	New Mexico A&M	L	43-45
J1	Virginia	W	43-39
J4	at Clemson	W	59-52
J5	at South Carolina	L	60-68
J10	[15] Duke	W	62-51
J12	at Geo. Washington	W	68-48
J14	South Carolina	W	66-59
J16	Georgetown	W	82-69
J19	NC State	W	79-66
J31	[19] at Duke	L	60-72
F2	George Washington	W	84-67
F5	[1] No. Carolina (2OT)	L	61-65
F12	Virginia	W	85-64
F16	at NC State	W	56-49
F18	[17] at Wake Forest	L	58-62
F23	at Navy	L	56-56
F25	Clemson	W	74-65
F27	at Georgetown	W	62-59
M7	Virginia	W	71-68
M8	South Carolina	L	64-74

1-All-American City Tournament at Owensboro, Ky.; 2-ACC Tournament at Raleigh, N.C. (Reynolds Coliseum)

**1958-59**  
Record: 10-13 H: 7-3 A: 2-8 N: 1-2  
ACC: 7-7, 3rd place (tie)

D3	NC State	L	53-55
D6	at Northwestern	L	62-66
D10	Virginia	W	63-56
D15	[2] at Kentucky (OT)	L	56-58
D17	Navy	L	50-53
D20	Wake Forest	W	68-65
D29	[7] Mississippi State	L	45-56
D30	Loyola (Md.)	W	54-50
J7	Duke	W	64-31
J9	at South Carolina	W	59-41
J10	at Clemson	L	46-55
J14	Georgetown	W	61-53
J17	at Duke	L	69-78
F4	[2] at No. Carolina	L	57-64
F7	at Wake Forest	L	53-56
F10	G. Washington (OT)	L	65-66
F14	[6] at NC State	L	37-53
F16	Clemson	W	77-58
F18	at Virginia	L	50-62
F21	[1] No. Carolina	W	69-51
F25	at Georgetown	W	67-56
F27	South Carolina	W	75-45
M5	Virginia	L	65-66

1-Sugar Bowl Tournament at New Orleans, La (Loyola Field House); 2-ACC Tournament at Raleigh, N.C. (Reynolds Coliseum)



Gene Shue

**1957-58**  
Record: 22-7 H: 10-1 A: 6-4 N: 6-2  
ACC: 9-5, 4th place, ACC Tournament Champion  
Postseason: NCAA East Region 3rd place, AP No. 6, UPI No. 6

D4	George Washington	W	64-55
D7	at Fordham	W	61-58
D9	Kentucky	W	71-62
D13	Wake Forest	W	72-58
D18	[6] Navy	W	88-58
D28	[6] Vanderbilt	W	71-56
D30	[6] Memphis State (3OT)	L	46-47
J3	[7] at South Carolina	W	72-59
J4	[7] at Clemson	L	66-73
J8	[11] Duke	W	74-49
J11	[11] [3] No. Carolina	W	74-61
J14	[8] at Georgetown	W	55-45
J20	[8] [20] NC State	L	48-57
F1	[9] at Navy	W	64-51
F7	[9] at Virginia	W	87-66
F8	[8] at Wake Forest	W	74-67
F13	[9] Clemson	W	72-54
F15	[9] [10] at NC State (3OT)	L	64-69
F18	[14] Virginia	W	69-56
F21	[14] [7] at Duke	L	59-68
F22	[14] [16] at No. Carolina	L	59-66
F26	[17] Georgetown	W	56-46
M1	[17] South Carolina	W	99-59
M6	[17] Virginia	W	70-66
M7	[17] [6] Duke (OT)	W	71-65
M8	[17] [13] No. Carolina	W	86-74
M11	[6] Boston College	W	86-63
M14	[6] [5] Temple	L	67-71
M15	[6] Manhattan	W	59-55

1-Sugar Bowl Tournament at New Orleans, La (Loyola Field House); 2-ACC Tournament at Raleigh, N.C. (Reynolds Coliseum); 3-NCAA East Region First Round at New York, N.Y. (Madison Square Garden); 4-NCAA East Regional at Charlotte, N.C. (Charlotte Coliseum)

**1961-62**  
Record: 8-17 H: 4-6 A: 4-8 N: 0-3  
ACC: 3-11, 7th place

D2	at Penn State	L	65-71
D6	Georgetown (2OT)	L	78-79
D12	NC State (OT)	L	68-73
D15	Minnesota	W	75-69
D16	[3] Wake Forest	W	79-62
D18	at Virginia	W	91-70
D29	Mississippi State	L	62-64
D30	Louisville	L	64-83
J3	at Geo. Washington	W	67-56
J6	South Carolina	L	77-86
J10	at Georgetown	W	83-70
J13	[10] at Duke	L	68-84
J16	George Washington	W	81-67
J20	at NC State	L	61-68
J22	at Miami	W	71-68
F3	at Navy	L	58-67
F6	No. Carolina	W	79-62
F9	at South Carolina	L	68-85
F10	at Clemson	L	61-73
F13	[7] Duke	L	53-79
F17	at Wake Forest	L	78-81
F19	at No. Carolina	L	67-70
F21	Virginia	L	68-72
F24	Clemson	L	68-75
M1	[8] Duke	L	58-71

1-Sugar Bowl Tournament at New Orleans, La (Loyola Field House); 2-ACC Tournament at Raleigh, N.C. (Reynolds Coliseum)

**1959-60**  
Record: 15-8 H: 8-2 A: 7-5 N: 0-1  
ACC: 9-5, 3rd place

D3	at Geo. Washington	W	64-57
D9	Virginia	W	70-62
D14	Georgetown	W	59-48
D18	Wake Forest	L	47-54
D28	[9] Indiana	L	63-72
D29	Fordham	W	76-54
J4	Yale	W	103-80
J8	South Carolina	W	85-52
J13	at Georgetown	L	51-66
J16	at Duke	W	56-48
J18	NC State	W	63-53
J20	at Navy	W	51-50
F3	[17] No. Carolina	L	66-75
F6	at Wake Forest	L	64-65
F10	at Virginia	W	44-43
F13	at NC State	L	46-48
F15	Clemson	W	70-55
F18	Duke	W	71-61
F20	G. Washington (OT)	W	86-84
F23	at No. Carolina	L	64-81
F26	at Clemson (2OT)	W	66-59
F27	at South Carolina	W	72-55
M3	at NC State	L	78-74

1-Blue Grass Festival at Louisville, Ky. (Kentucky State Fairgrounds Pavilion); 2-ACC Tournament at Raleigh, N.C. (Reynolds Coliseum)

**1960-61**  
Record: 14-12 H: 9-2 A: 3-8 N: 2-2  
ACC: 6-8, 5th place

D1	Penn State	W	64-47
D3	at Virginia	W	57-52
D6	George Washington	W	80-68
D10	at Minnesota	W	64-53
D14	[12] at Georgetown	W	78-67
D17	[12] Wake Forest	L	60-72
D29	[11] No. Carolina	L	57-81
D30	[10] at NC State	L	67-75
D31	Wyoming	W	84-77
J7	at South Carolina	W	72-58
J11	Georgetown	W	55-47
J14	[8] at Duke	L	62-70
J16	[7] No. Carolina	L	52-58
J18	Navy	W	63-62
J21	NC State	W	75-57
F2	[5] at No. Carolina	L	56-63
F4	at Wake Forest	L	89-78
F10	at Clemson	L	59-76
F11	at South Carolina	L	61-64
F13	at NC State	L	66-83
F16	[3] Duke	W	76-71
F18	at Geo. Washington	L	44-63
F22	Virginia	W	77-62
F25	Clemson (OT)	W	82-80
M2	Clemson	W	91-75
M3	Wake Forest	L	76-98

1-Dixie Classic at Raleigh, N.C. (Reynolds Coliseum); 2-ACC Tournament at Raleigh, N.C. (Reynolds Coliseum)

**1961-62**  
Record: 8-17 H: 4-6 A: 4-8 N: 0-3  
ACC: 3-11, 7th place

D2	at Penn State	L	65-71
D6	Georgetown (2OT)	L	78-79
D12	NC State (OT)	L	68-73
D15	Minnesota	W	75-69
D16	[3] Wake Forest	W	79-62
D18	at Virginia	W	91-70
D29	Mississippi State	L	62-64
D30	Louisville	L	64-83
J3	at Geo. Washington	W	67-56
J6	South Carolina	L	77-86
J10	at Georgetown	W	83-70
J13	[10] at Duke	L	68-84
J16	George Washington	W	81-67
J20	at NC State	L	61-68
J22	at Miami	W	71-68
F3	at Navy	L	58-67
F6	No. Carolina	W	79-62
F9	at South Carolina	L	68-85
F10	at Clemson	L	61-73
F13	[7] Duke	L	53-79
F17	at Wake Forest	L	78-81
F19	at No. Carolina	L	67-70
F21	Virginia	L	68-72
F24	Clemson	L	68-75
M1	[8] Duke	L	58-71

1-Sugar Bowl Tournament at New Orleans, La (Loyola Field House); 2-ACC Tournament at Raleigh, N.C. (Reynolds Coliseum)

**1962-63**  
Record: 8-13 H: 5-6 A: 3-6 N: 0-1  
ACC: 4-10, 6th place (tie)

D1	Penn State	L	61-62
D4	at Georgetown	L	70-79
D9	[2] at Duke	L	56-92
D11	NC State (OT)	L	74-76
D15	at Virginia	W	67-61
D19	Wake Forest	L	74-85
J5	South Carolina	W	68-63
J7	George Washington	W	74-72
J12	Navy	W	67-61
J14	[10] No. Carolina	L	56-78
J19	at NC State	L	59-79
F1	at Geo. Washington	W	68-67
F4	Georgetown	W	73-72
F7	at No. Carolina	L	68-82
F9	at Clemson	L	60-62
F11	at South Carolina	W	51-44
F14	at Wake Forest	L	54-75
F16	Virginia	L	69-71
F19	[2] Duke	L	70-76
F23	Clemson	W	69-67
F28	Wake Forest	L	41-80

1-ACC Tournament at Raleigh, N.C. (Reynolds Coliseum)

**1963-64**  
Record: 9-17 H: 5-4 A: 2-10 N: 2-3 ACC: 5-9, 6th place


D2	Virginia	W	68-58
D4	at Georgetown	L	72-83
D7	at Penn State	L	62-91
D10	NC State	W	72-62

D14	West Virginia	W	74-72
D16	Clemson	W	56-48
D20	Tennessee	L	59-70
D21	Louisiana State	W	75-65
D27	Arizona	L	54-57
D28	Columbia	W	82-76
J6	at South Carolina (OT)	L	69-73
J11	at Navy	L	55-68
J13	at No. Carolina	L	89-97
J18	at NC State	L	65-66
J20	at Wake Forest	W	91-82
F1	at Geo. Washington	W	80-76
F5	at West Virginia	L	67-91
F8	[7] Duke	L	72-104
F14	Wake Forest	L	77-79
F18	No. Carolina	W	74-64
F20	at Virginia	L	73-79
F22	[4] at Duke	L	63-84
F25	Georgetown	L	78-81
F28	at Clemson	L	68-53
F29	at South Carolina	L	64-74
M5	Clemson	L	67-81

1-VPJ Tournament at Blacksburg, Va. (Virginia Tech Coliseum); 2-Evansville Holiday Tournament at Evansville, Ind. (Roberts Stadium); 3-ACC Tournament at Raleigh, N.C. (Reynolds Coliseum)

**1964-65**  
Record: 18-8 H: 9-3 A: 7-4 N: 2-1  
ACC: 10-4, 2nd place (tie)

D2	Penn State	W	72-71
D3	George Washington	W	82-80
D5	at Virginia	L	59-61
D8	NC State	L	62-63
D12	West Virginia (OT)	L	73-80
D18	Wake Forest	W	82-64
D19	Kansas (OT)	L	61-63
D28	Tulsa	W	66-59
D29	at Miami	L	73-80
J4	No. Carolina	W	76-68
J8	at Clemson (2OT)	W	67-65
J9	at South Carolina	W	75-70
J13	Navy	W	77-58
J14	at Wake Forest (OT)	W	



# MARYLAND

2002 NCAA CHAMPIONS  
2004 ACC CHAMPIONS

**1965-68**

Record: 8-16 H: 7-3 A: 1-11 N: 0-2  
ACC: 4-10, 6th place

D2	at Penn State	L 71-76
D4	at Geo. Washington	W 84-53
D6	at NC State	L 62-75
D9	at South Carolina	W 66-65
D14	at Wake Forest	L 60-73
D21	at Texas-El Paso	L 53-70
D22	Southern Illinois (OT) 1	L 72-73
J3	at South Carolina	L 59-68
J6	at NC State	L 52-68
J10	West Virginia	W 79-75
J13	at Duke	L 52-84
J15	at Clemson (2OT)	L 93-94
J17	Navy	W 76-72
J30	at Miami	L 73-93
F3	[3] at No. Carolina	L 67-73
F6	at Duke	L 64-85
F10	at West Virginia	L 66-83
F13	at Virginia	W 85-76
F17	at Wake Forest	W 87-74
F21	[3] at No. Carolina	L 60-83
F24	at Clemson	W 81-68
F28	at Virginia	L 68-70
M2	Georgetown	W 68-60
M7	NC State 2	L 54-63

1-Sun Carnival Tournament at El Paso, Texas (Memorial Gymnasium); 2-ACC Tournament at Charlotte, N.C. (Charlotte Coliseum)

**Frank Fellows**

**2 Seasons**  
**1967-68 to**  
**1968-69**  
**Rec.: 16-34**  
**Conf.: 6-22**

**1967-68**

Record: 8-16 H: 7-3 A: 1-11 N: 0-2  
ACC: 4-10, 6th place

D2	at Penn State	L 71-76
D4	at Geo. Washington	W 84-53
D6	at NC State	L 62-75
D9	at South Carolina	W 66-65
D14	at Wake Forest	L 60-73
D21	at Texas-El Paso	L 53-70
D22	Southern Illinois (OT) 1	L 72-73
J3	at South Carolina	L 59-68
J6	at NC State	L 52-68
J10	West Virginia	W 79-75
J13	at Duke	L 52-84
J15	at Clemson (2OT)	L 93-94
J17	Navy	W 76-72
J30	at Miami	L 73-93
F3	[3] at No. Carolina	L 67-73
F6	at Duke	L 64-85
F10	at West Virginia	L 66-83
F13	at Virginia	W 85-76
F17	at Wake Forest	W 87-74
F21	[3] at No. Carolina	L 60-83
F24	at Clemson	W 81-68
F28	at Virginia	L 68-70
M2	Georgetown	W 68-60
M7	NC State 2	L 54-63

1-Sun Carnival Tournament at El Paso, Texas (Memorial Gymnasium); 2-ACC Tournament at Charlotte, N.C. (Charlotte Coliseum)

**1968-69**

Record: 8-18 H: 4-5 A: 3-10 N: 1-2  
ACC: 2-12, 7th place (tie)

N30	Penn State	W 66-56
D4	at West Virginia	L 65-86
D7	at South Carolina	L 67-79
D11	Princeton	L 63-72
D14	at Wake Forest	L 87-95
D17	George Washington	W 99-96
D20	at Marshall 1	W 89-80
D21	Miami 1	L 85-92
D27	[3] at Davidson 2	L 69-83
D28	Wichita State 2	W 95-83
J3	at Wake Forest 1	L 71-93
J4	at NC State	L 69-85
J8	at South Carolina	L 67-69
J11	at Duke	L 85-96
J13	at Clemson	W 83-78
J16	at Virginia	L 77-78
F1	[2] at No. Carolina	L 87-107
F5	at NC State	L 81-86
F8	West Virginia	W 91-84
F10	at Duke	L 83-93
F12	at Navy	L 68-72
F15	at Virginia	L 78-84
F19	[3] at No. Carolina	L 86-88
F22	at Clemson	W 84-83
M1	at Georgetown	W 83-78

M6 [13] South Carolina 2 L 71-92

1-Marshall Invitational at Huntington, W. Va. (Memorial Field House); 2-Charlotte Invitational at Charlotte, N.C. (Charlotte Coliseum); 3-at Greensboro, N.C. (Greensboro Coliseum); 4-ACC Tournament at Charlotte, N.C. (Charlotte Coliseum)

**Charles 'Lefty' Driesell**

**17 Seasons**  
**1969-70 to**  
**1985-86**  
**Rec.: 348-159**  
**Conf.: 122-100**

**1969-70**

Record: 13-13 H: 10-4 A: 3-7 N: 0-2  
ACC: 5-9, 6th

D1	Buffalo	W 97-77
D3	at Geo. Washington	W 92-71
D10	at Princeton	L 67-75
D13	at Wake Forest	L 87-104
D15	[8] at South Carolina	L 68-101
D19	Army 1	L 54-69
D20	Fordham 1	W 94-71
D29	Delaware	W 94-58
J2	[15] at NC State 2	L 57-91
J3	at Wake Forest 2	W 96-88
J7	West Virginia	W 83-76
J10	[3] at South Carolina	L 44-55
J12	at Clemson	W 75-68
J14	Navy	W 73-57
J24	Maine	W 97-68
J28	at Duke	W 52-50
J31	[9] at No. Carolina	L 69-77
F4	[5] at NC State	L 54-64
F7	Georgetown	W 81-71
F11	at Virginia	L 69-71
F18	[13] at No. Carolina	L 83-90
F21	at Duke	L 76-87
F23	at Clemson	W 103-85
F25	at West Virginia	L 78-83
F28	at Virginia	W 79-71
M5	[19] at NC State 3	L 57-67

1-Maryland Invitational Tournament at College Park, Md (Cole Field House); 2-at Greensboro, N.C. (Greensboro Coliseum); 3-ACC Tournament at Charlotte, N.C. (Charlotte Coliseum)

**1970-71**

Record: 14-12 H: 11-4 A: 3-7 N: 0-1  
ACC: 5-9, 6th place (tie)

D1	Delaware	W 86-73
D5	Buffalo	W 109-70
D8	Lehigh	W 85-66
D12	at Wake Forest	W 72-71
D16	[2] at South Carolina	L 70-96
D19	at Georgetown	L 79-92
D22	Tampa	W 80-72
D29	Miami	W 111-77
J2	Richmond	W 99-67
J6	at NC State	L 81-83
J9	[2] at South Carolina (OT)	W 31-30
J11	at Clemson	W 56-52
J23	George Washington	W 69-67
J27	at Loyola (Md.)	W 89-69
J30	[20] at No. Carolina	L 79-105
F3	at NC State	L 61-71
F6	at Duke	W 88-79
F10	at Virginia	L 63-78
F13	at Duke	L 67-70
F17	[8] at No. Carolina	L 76-100
F20	at Seton Hall	W 56-55
F23	at Clemson (OT)	L 45-51
F27	West Virginia	L 81-83
M2	at Wake Forest	L 66-72
M6	at Virginia (OT)	W 89-84
M11	[6] South Carolina 1	L 63-71

1-ACC Tournament at Greensboro, N.C. (Greensboro Coliseum)

**1971-72**

Record: 27-5 H: 14-0 A: 7-4 N: 6-1  
ACC: 8-4, 2nd place (tie)

ACC Tournament Finalist  
Postseason: NIT Champion, AP No. 14, UPI No. 11

D1	[6] Brown	W 100-83
D4	[6] at Geo. Washington	W 117-96
D8	[5] at Virginia	L 57-78
D13	[5] Georgetown	W 79-46
D17	[15] Canisius	W 86-77
D20	[15] at Loyola (Md.)	W 73-60

D22 [15] at Holy Cross W 102-79

D29 [16] Western Kentucky 1 W 103-67

D30 [16] [9] St. John's 1 W 90-69

J5 [12] at NC State W 83-70

J8 [12] at Clemson L 61-63

J10 [12] at Wake Forest 2 W 49-46

J22 at Navy W 85-60

J25 [18] Buffalo W 82-58

J29 [18] [3] at No. Carolina L 72-92

J31 [18] [3] at NC State W 66-95

F5 at Duke W 77-58

F9 [20] Duquesne W 85-71

F12 at Long Island W 78-60

F16 [19] [3] at No. Carolina (OT) W 79-77

F19 [19] at Clemson W 67-57

F22 [12] Richmond W 76-61

F26 [12] at Duke L 59-68

M1 [18] at Wake Forest (OT) W 64-56

M4 [18] [12] Virginia W 45-42

M9 [13] Clemson 3 W 54-52

M10 [13] [15] Virginia 2 W 62-57

M11 [13] [3] No. Carolina 3 L 64-73

M18 [14] St. Joseph's 4 W 67-65

M20 [14] Syracuse 4 W 71-65

M23 [14] Jacksonville 4 W 91-77

M25 [14] Niagara 4 W 100-69

1-Maryland Invitational at College Park, Md (Cole Field House); 2-ACC Tournament at Greensboro, N.C. (Greensboro Coliseum); 4-National Invitation Tournament at New York, N.Y. (Madison Square Garden)

**1972-73**

Record: 23-7 H: 12-1 A: 8-4 N: 3-2  
ACC: 7-5, 3rd place, ACC Tournament Finalist

Postseason: NCAA Elite Eight, AP No. 8, UPI No. 10

N29	[3] Brown	W 127-82
D2	[3] at Richmond	W 82-50
D9	[3] at Canisius	W 107-80
D12	[3] at Georgetown	W 99-73
D22	[2] George Washington	W 88-79
D29	[2] Georgia Tech 1	W 90-55
D30	[2] Syracuse 1	W 90-76
J2	[2] Kent	W 76-58
J6	[2] at Clemson	W 79-75
J9	[2] at Virginia	W 93-74
J14	[2] [3] at NC State	L 85-87
J20	[3] at Navy	W 76-67
J22	[3] at Wake Forest	W 105-76
J23	[4] Long Island	W 100-73
J27	[4] [3] at No. Carolina	W 94-88
J31	[3] [2] at NC State	L 78-89
F3	[3] at Duke	L 81-85
F8	[9] at Fordham	W 83-72
F11	[9] Buffalo	W 93-64
F14	[10] [6] at No. Carolina	L 85-95
F17	[10] at Clemson	W 69-66
F21	[8] at Duquesne	W 81-71
F24	[8] at Duke	W 96-68
F28	[9] at Wake Forest	L 60-62
M3	[9] at Virginia	W 92-81
M8	[10] Clemson 2	W 77-61
M9	[10] Wake Forest 2	W 73-65
M10	[10] [2] NC State 2	L 74-76
M15	[8] [14] Syracuse 3	W 91-75
M17	[8] [4] Providence 3	L 89-103

1-Maryland Invitational at College Park, Md. (Cole Field House); 2-ACC Tournament at Greensboro, N.C. (Greensboro Coliseum); 3-NCAA East Regional at Charlotte, N.C. (Charlotte Coliseum)

**1973-74**

Record: 23-5 H: 12-1 A: 7-3 N: 4-1  
ACC: 9-3, 2nd place (tie)

ACC Tournament Finalist  
Postseason: AP No. 4, UPI No. 4

D1	[4] [1] at UCLA	L 64-65
D5	[4] Eastern Kentucky	W 106-57
D11	[4] Georgetown	W 115-83
D21	[2] San Francisco 1	W 78-60
D22	[2] Santa Clara 2	W 53-32
D29	[2] Holy Cross 2	W 102-75
D30	[2] Boston College 2	W 58-37
J2	[3] at Richmond	W 96-60
J5	[3] at Clemson	W 89-50
J11	[3] at Wake Forest	W 72-59
J13	[3] [4] at NC State	L 74-80
J17	[4] Fordham	W 112-73
J19	[4] at Navy	W 72-50
J22	[5] Canisius	W 86-73
J26	[5] [4] at No. Carolina	L 73-82
J30	[6] [2] at NC State	L 80-86
F2	[6] at Duke	W 104-83
F6	[7] at Virginia	W 88-81
F9	[7] George Washington 3	W 92-71
F13	[6] [4] at No. Carolina	W 91-80

F16 [6] at Clemson W 56-54

F20 [5] Duquesne W 98-72

F23 [5] at Duke W 64-61

F27 [5] at Wake Forest W 77-68

M2 [5] at Virginia W 110-75

M7 [4] Duke 2 W 86-66

M8 [4] [6] No. Carolina 4 W 105-85

M9 [4] [1] NC State (OT) 4 L100-103

1-Cable Car Classic at Oakland, Calif. (Oakland Coliseum); 2-Maryland Invitational at College Park, Md. (Cole Field House); 3-at Landover, Md. (Capital Centre); 4-ACC Tournament at Greensboro, N.C. (Greensboro Coliseum)

**1974-75**

Record: 24-5 H: 12-2 A: 10-1 N: 2-2  
ACC: 10-2, ACC Regular Season Champion

Postseason: NCAA Elite Eight, AP No. 5, UPI No. 5

N18	[4] Richmond	W 108-81
D4	[4] at Wake Forest	W 99-78
D7	[4] Long Island	W 99-84
D10	[5] Georgetown 1	W 104-71
D12	[5] DePaul	W 113-49
D21	[5] George Washington 1	W 81-67
D28	[5] [3] UCLA 2	L 75-81
J2	[7] Appalachian State	W 96-50
J4	[7] [19] Notre Dame	W 90-82
J8	[5] at Duke	W 83-77
J11	[5] [19] Wake Forest	W 89-73
J16	[5] [4] at NC State	W 103-85
J18	[5] at Navy	W 87-73
J22	[3] at Clemson	L 82-83
J25	[3] [14] at No. Carolina	L 66-69
F1	[8] [2] at NC State	W 98-97
F4	[4] at Virginia	W 86-79
F6	[4] at Fordham	W 65-46
F8	[4] at Duke	W 104-80
F15	[3] at No. Carolina	W 96-74
F19	[3] at Virginia	W 70-51
F23	[3] at Duquesne	W 103-82
F26	[2] [11] at NC State	W 70-64
M1	[2] E. Tennessee State	W 104-87
M6	[2] [8] NC State 3	L 85-87
M18	[4] Creighton 1	W 83-79
M20	[4] [9] Notre Dame 5	W 83-71
M22	[4] [3] Louisville 3	L 82-96

1-at Landover, Md. (Capital Centre); 2-Maryland Invitational at College Park, Md. (Cole Field House); 3-ACC Tournament at Greensboro, N.C. (Greensboro Coliseum); 4-NCAA Midwest Region First Round at Lubbock, Texas (Memorial Coliseum); 5-NCAA Midwest Regional at Las Cruces, N.M. (Pan American Center)

**1975-76**

Record: 22-6 H: 13-2 A: 8-3 N: 1-1  
ACC: 7-5, 2nd place (tie)

Postseason: AP No. 11, UPI No. 13

N29	[3] East Carolina	W 127-84
D3	[2] DePaul	W 99-42
D6	[2] at Richmond	W 98-71
D8	[2] Boston University	W 122-82
D10	[2] Georgia Tech	W 93-65
D20	[2] Fordham	W 81-56
D22	[2] UNC Charlotte	W 70-60
D29	[2] Seton Hall 1	W 104-69
D30	[2] Princeton 1	W 66-59
J3	[2] Long Island	W 111-88
J7	[2] at Geo. Washington	W 82-72
J10	[2] [7] at Wake Forest 2	L 93-96
J14	[2] [13] at NC State	W 87-69
J17	[2] at Navy	W 87-69
J21	[2] at Clemson	L 77-82
J25	[2] [5] at No. Carolina (OT)	L 93-95
J28	[7] [8] at NC State	W 102-84
J31	[7] [10] at Notre Dame	W 69-63
F4	[5] at Virginia	W 69-66
F7	[5] at Duke	W 102-91
F11	[4] [3] at No. Carolina	L 69-81
F14	[4] at Clemson	W 98-89
F18	[7] at Georgetown	W 72-63
F21	[7] at Duke	L 67-69
F25	[10] at Wake Forest	W 105-91
F28	[10] at Virginia	W 81-73
M5	[9] Duke (OT) 3	W 80-78
M8	[9] Virginia 3	L 65-73

1-Maryland Invitational at College Park, Md. (Cole Field House); 2-at Greensboro, N.C. (Greensboro Coliseum); 3-ACC Tournament at Landover, Md. (Capital Centre)

**1976-77**

Record: 19-8 H: 15-4 A: 3-3 N: 1-1  
ACC: 7-5, 4th place

N27	[8] Notre Dame (OT)	L 79-80
N30	[16] Ball State	W 86-70
D2	[16] Long Island	W 49-45
D4	[16] Princeton	W 58-45
D8	[17] East Carolina	W 80-69
D12	[17] [19] DePaul	W 92-74
D18	[14] Appalachian State	W 76-74
D22	[15] Bucknell	W 108-72
D28	[16] Xavier 1	W 84-74
D29	[16] [18] Syracuse 1	W 96-85
J4	[15] Richmond	W 90-87
J8	[15] [10] at Wake Forest (OT)	L 85-86
J9	[15] at NC State	W 87-80
J15	[14] Navy 2	W 62-54
J19	[13] at Clemson	L 71-93



Lefty Driesell



J22 [13] [4]	• No. Carolina	L 68-71
J27	• at NC State	W 75-73
J29	George Washington	L 76-86
F2	• Virginia	W 82-67
F5	• at Duke (OT)	W 65-64
F9 [14]	• at No. Carolina	L 70-97
F12 [15]	• Clemson	W 84-78
F15	Pittsburgh	W 88-75
F19	• Duke	W 85-72
F22 [11]	• at Wake Forest <sup>3</sup>	W 81-80
F26	• at Virginia	L 68-77
M3	NC State <sup>4</sup>	L 72-82
1-Maryland Invitational at College Park, Md. (Cole Field House); 2-at Landover, Md. (Capital Centre); 3-at Greensboro, N.C. (Greensboro Coliseum); 4-ACC Tournament at Greensboro, N.C. (Greensboro Coliseum)		

### 1977-78

Record: 15-13 H: 10-4 A: 1-8 N: 4-1

ACC: 3-9, 8th place

N25 [14]	Bucknell	W 95-62
N27 [14]	American <sup>1</sup>	W 78-65
N28 [14]	Georgetown <sup>1</sup>	W 91-87
D1 [14]	Penn State <sup>2</sup>	W 89-80
D7 [12]	East Carolina	W 130-106
D10 [12]	at Geo. Washington	L 90-101
D17 [18]	Long Island	W 94-64
D21 [20]	Army	W 99-77
D28 [14]	Western Kentucky <sup>3</sup>	W 91-78
D29 [14]	Georgia Tech <sup>3</sup>	W 65-63
J4 [15]	• Duke	L 78-88
J7 [15]	• at Wake Forest <sup>4</sup>	L 75-84
J11 [16]	• at NC State	L 82-88
J14	Air Force	W 74-73
J16	• Clemson	W 90-75
J21 [5]	• at No. Carolina	L 71-85
J25	• NC State	L 73-80
J29 [5]	at Notre Dame	L 54-69
F1 [11]	• at Virginia	L 64-66
F4	UNLV	W 81-68
F8 [7]	• No. Carolina	L 64-66
F11	• at Clemson	W 80-75
F16	at Pittsburgh (OT)	L 86-89
F18 [20]	• at Duke	L 70-81
F22	• Wake Forest	W 91-89
F25	• Virginia	L 70-79
M1	NC State (3OT) <sup>5</sup>	W 109-108
M2 [15]	Duke <sup>2</sup>	L 69-81
1-Tip Off Tournament at Landover, Md. (Capital Centre); 2-at Hershey, Pa. (Hershey Park Arena); 3-Maryland Invitational at College Park, Md. (Cole Field House); 4-at Greensboro, N.C. (Greensboro Coliseum); 5-ACC Tournament at Greensboro, N.C. (Greensboro Coliseum)		

### 1978-79

Record: 19-11 H: 12-4 A: 4-4 N: 3-3

ACC: 6-6, 4th place

Postseason: NIT Second Round		
N24	Bucknell	W 107-97
N28 [19]	Georgetown <sup>1</sup>	L 65-68
D2 [19]	at Air Force	W 81-68
D4 [19]	at UNLV	L 88-94
D7 [19]	Penn State <sup>2</sup>	W 69-61
D9 [19]	Biscayne	W 86-60
D16	East Carolina	W 82-71
D20 [4]	• NC State	W 124-110
D23	Canisius	W 128-103
D29	St. Joseph's (OT) <sup>3</sup>	W 62-56
D30 [20]	Southern California <sup>3</sup>	W 83-79
J3 [20]	George Washington	W 84-72
J6 [20]	• Wake Forest	L 60-66
J10 [8]	• at NC State (2OT)	W 82-81
J13 [12]	Louisville	L 84-99
J17 [19]	• at Clemson	W 77-63
J20 [19] [2]	• No. Carolina	L 53-54
J23	Navy	W 82-62
J27 [1]	Notre Dame	W 67-66
J31 [7]	• Virginia	L 63-69
F3 [17] [3]	• at Duke	L 78-87
F7 [6]	• at No. Carolina	L 67-76
F10	• Clemson	W 77-69
F17 [5]	• Duke	W 70-68
F19	• at Wake Forest <sup>4</sup>	W 54-53
F21	• at Virginia	L 72-75
M1	Clemson <sup>5</sup>	W 75-67
M2 [7]	• No. Carolina <sup>3</sup>	L 79-102
M7	Rhode Island (3OT) <sup>5</sup>	W 67-65
M12	Ohio State <sup>6</sup>	L 72-79
1-at Landover, Md. (Capital Centre); 2-at Hershey, Pa. (Hershey Park Arena); 3-Maryland Invitational at College Park, Md. (Cole Field House); 4-at Greensboro, N.C. (Greensboro Coliseum); 5-ACC Tournament at Greensboro, N.C. (Greensboro Coliseum); 6-National Invitation Tournament at College Park, Md. (Cole Field House)		

1-at Landover, Md. (Capital Centre); 2-at Hershey, Pa. (Hershey Park Arena); 3-Maryland Invitational at College Park, Md. (Cole Field House); 4-at Greensboro, N.C. (Greensboro Coliseum); 5-ACC Tournament at Greensboro, N.C. (Greensboro Coliseum); 6-National Invitation Tournament at College Park, Md. (Cole Field House)

### 1979-80

Record: 24-7 H: 16-0 A: 4-4 N: 4-3

ACC: 11-3, ACC Regular Season Champion

Postseason: NCAA Sweet Sixteen, AP No. 8, UPI No. 8

N30	UMES	W 82-58
D3	Penn State <sup>1</sup>	W 56-55
D4 [17]	Georgetown <sup>2</sup>	L 71-83
D8	Brown	W 72-59
D10	Catholic	W 113-79
D19	• Georgia Tech	W 70-60
D22	Bucknell	W 95-73
D28	Miami-OH <sup>3</sup>	W 115-76
D29	Temple <sup>3</sup>	W 85-63
J3	• at Georgia Tech	W 83-74
J5	• at Wake Forest	W 84-76
J10	• at NC State	L 62-67
J12	Pittsburgh	W 95-88
J16 [17]	• Clemson	W 84-83
J20 [9]	• at No. Carolina	W 92-86
J23 [15]	• NC State	W 66-82
J26 [15] [8]	at Notre Dame	L 63-64
J30 [12] [13]	• at Virginia	W 78-65
F2 [12] [5]	• Duke	W 101-82
F7 [7] [11]	• No. Carolina	W 70-69
F9 [7] [16]	• at Clemson	L 81-90
F11 [7]	Boston University	W 99-76
F13 [8]	East Carolina	W 85-72
F16 [8] [16]	• at Duke	L 61-66
F20 [9]	• Wake Forest	W 83-77
F23 [9]	• Virginia	W 82-71
F28 [7]	Georgia Tech (OT) <sup>4</sup>	W 51-49
F29 [7] [17]	Clemson <sup>5</sup>	W 91-85
M1 [7]	Duke <sup>6</sup>	L 72-73
M8 [8]	Tennessee <sup>3</sup>	W 86-75
M14 [8] [11]	Georgetown <sup>6</sup>	L 68-74
1-at Hershey, Pa. (Hershey Park Arena); 2-at Washington D.C. (Municipal Armory); 3-Maryland Invitational at College Park, Md. (Cole Field House); 4-ACC Tournament at Greensboro, N.C. (Greensboro Coliseum); 5-NCAA East Region Second Round at Greensboro, N.C. (Greensboro Coliseum); 6-NCAA East Regional at Philadelphia, Pa. (The Spectrum)		

### 1980-81

Record: 21-10 H: 12-3 A: 5-5 N: 4-2

ACC: 8-6, 4th place, ACC Tournament Finalist

Postseason: NCAA Second Round, AP No. 18, UPI No. 11

N28 [4]	Navy	W 86-64
D2 [4]	American	W 95-65
D5 [4]	Wagner	W 96-73
D6 [4] [18]	at Syracuse	W 83-73
D10 [4]	Fairleigh Dickinson	W 109-83
D13 [4]	at Louisville	L 67-78
D20 [9]	• NC State	W 82-75
D23 [9]	• at Georgia Tech	W 66-55
D29 [9]	Marshall <sup>1</sup>	W 114-89
D30 [9]	St. Joseph's <sup>2</sup>	W 74-57
J3 [9]	William & Mary	W 69-64
J7 [8] [16]	• at No. Carolina	L 66-78
J10 [8]	• Duke	W 94-79
J14 [10]	• Virginia	L 64-66
J17 [10] [12]	• at Clemson (DT)	W 68-62
J20 [10]	UMES	W 81-65
J24 [10] [13]	Notre Dame	L 70-73
J27 [14]	at Pittsburgh (OT)	W 69-66
J31 [14]	• Georgia Tech	W 72-64
F4 [13] [8]	• at Wake Forest	L 60-67
F7 [13]	• at Duke	L 54-55
F12 [19]	• Clemson	W 72-70
F15 [19] [10]	• No. Carolina	L 63-76
F21 [20] [5]	• Wake Forest	W 94-80
F25 [17]	• NC State	W 76-72
F28 [17] [3]	• at Virginia	L 63-74
M5 [20]	Duke <sup>3</sup>	W 56-53
M6 [20] [4]	Virginia <sup>4</sup>	W 85-62
M7 [20] [12]	No. Carolina <sup>5</sup>	L 60-61
M12 [18]	Tenn.-Chattanooga <sup>6</sup>	W 81-69
M14 [18] [9]	Indiana <sup>7</sup>	L 64-99
1-Camer Classic at Syracuse, N.Y. (Camer Dome); 2-Maryland Invitational at College Park, Md. (Cole Field House); 3-ACC Tournament at Landover, Md. (Capital Centre); 4-NCAA Midwest Region First and Second Round at Dayton, Ohio (Dayton Arena)		

### 1981-82

Record: 16-13 H: 13-3 A: 2-8 N: 1-2

ACC: 5-9, 5th place

Postseason: NIT Second Round

N27	St. Peter's	W 49-42
N29	Lafayette	W 82-58
D2	Long Island	W 87-79
D5	George Mason	W 74-62
D7	UMES	W 76-64
D9	Towson	W 75-59
D12	• at NC State	L 53-74
D19	Ohio University	W 90-64

D23	• Georgia Tech	L 43-45
D29 [16]	at UCLA	L 57-90
J5 [1]	• No. Carolina	L 50-66
J9	• at Duke	W 40-36
J12 [3]	• at Virginia (DT)	L 40-45
J16	• Clemson	W 62-57
J20	Canisius	W 91-73
J23	at Notre Dame	L 51-55
J27	at William & Mary	W 50-43
J30	• at Georgia Tech	L 63-64
F3 [13]	• Wake Forest	W 61-56
F6	• Duke	W 77-60
F7	Hofstra	W 94-59
F11 [2]	• at No. Carolina	L 56-59
F13	• at Clemson	L 66-75
F20	• at Wake Forest <sup>1</sup>	L 42-48
F24	• NC State	L 38-52
F27 [1]	• Virginia (OT)	W 47-46
M5	NC State <sup>2</sup>	L 28-40
M12	Richmond <sup>3</sup>	W 66-50
M15	Georgia <sup>3</sup>	L 69-83

1-at Greensboro, N.C. (Greensboro Coliseum); 2-ACC Tournament at Greensboro, N.C. (Greensboro Coliseum); 3-National Invitation Tournament at New York, N.Y. (Madison Square Garden)

### 1982-83

Record: 20-10 H: 14-3 A: 5-4 N: 1-3

ACC: 8-6, 3rd place (tie)

Postseason: NCAA Second Round

N27	Penn State <sup>1</sup>	L 79-97
D1	UMES	W 91-70
D4	at Canisius	W 67-66
D8	St. Joseph's <sup>2</sup>	L 56-64
D11	Duquesne	W 85-64
D14	Towson	W 66-56
D23 [3]	UCLA (2OT)	W 80-79
J3	American	W 73-71
J5	William & Mary	W 56-51
J8 [4]	• Virginia	L 64-83
J12 [11]	• at No. Carolina	L 71-72
J15	• Duke	L 67-86
J19	• at Clemson	W 80-61
J22	Notre Dame	W 68-67
J26	at Holy Cross <sup>3</sup>	W 55-53
J29	• NC State	W 86-81
J31	Navy	W 98-73
F2	Did Dominion	W 87-67
F5	• Georgia Tech	W 77-68
F9	• at Wake Forest <sup>3</sup>	L 66-79
F16 [3]	• No. Carolina	W 106-94
F19	• Clemson	W 92-88
F21	• at Duke	W 101-90
F23	• at Georgia Tech	L 60-70
F26	• Wake Forest	W 83-75
M3	• at NC State	W 67-58
M7 [2]	• at Virginia	L 81-83
M11	Georgia Tech (OT) <sup>4</sup>	L 58-64
M17 [15]	Tenn.-Chattanooga <sup>5</sup>	W 52-51
M22 [1]	Houston <sup>6</sup>	L 50-60
1-at Baltimore, Md. (Baltimore Arena); 2-at Worcester, Mass. (Worcester Centrum); 3-at Greensboro, N.C. (Greensboro Coliseum); 4-ACC Tournament at Atlanta, Ga. (Omni); 5-NCAA First and Second Round at Houston, Texas (The Summit)		

### 1983-84

Record: 24-8 H: 13-2 A: 6-4 N: 5-2

ACC: 9-5, 2nd place, ACC Tournament Champion

Postseason: NCAA Sweet Sixteen, AP No. 11, UPI No. 10

N26 [8]	Johns Hopkins	W 108-65
D1 [6]	Ohio State <sup>1</sup>	L 66-72
D3 [6]	Canisius	W 77-55
D6 [11]	Penn State <sup>2</sup>	W 67-58
D10 [11]	at Duquesne	W 78-67
D14 [9]	UMES	W 104-69
D24 [8] [6]	Boston College	W 89-76
D29 [6]	Randolph Macon <sup>3</sup>	W 58-52
D30 [6]	La Salle <sup>4</sup>	W 96-83
J4 [5] [12]	• at NC State	W 59-55
J7 [5]	William & Mary	W 58-44
J12 [5] [1]	• No. Carolina	L 62-74
J14 [5]	• at Duke	W 81-75
J17 [7]	• Clemson	W 85-72
J21 [7]	at Old Dominion	W 69-58
J28 [5]	at Notre Dame	L 47-52
F3 [10]	• at Virginia	W 67-66
F4 [10] [18]	• at Georgia Tech (2OT)	L 70-71
F8 [13] [14]	W. Forest (2OT) <sup>5</sup>	L 87-90
F11 [13]	• Duke	L 84-89
F13 [13]	Dayton	W 61-59
F18	• at Clemson (3OT)	W 66-65
F19 [1]	• at No. Carolina	L 63-78
F23	• Georgia Tech	W 79-74
F26 [15]	• Wake Forest	W 90-79
F29 [19]	• NC State	W 63-50
M4 [19]	• Virginia	W 74-65
M9 [14]	NC State <sup>3</sup>	W 69-63

M10 [14] [19]	Wake Forest <sup>5</sup>	W 66-64
M11 [14] [16]	Duke <sup>6</sup>	W 74-62
M17 [11]	West Virginia <sup>6</sup>	W 102-77
M22 [11] [6]	Illinois <sup>7</sup>	L 70-72
1-at East Rutherford, N.J. (Brendan Byrne Arena); 2-at Hershey, Pa. (Hershey Park Arena); 3-Maryland Invitational at College Park, Md. (Cole Field House); 4-at Greensboro, N.C. (Greensboro Coliseum); 5-ACC Tournament at Greensboro, N.C. (Greensboro Coliseum); 6-NCAA Midwest Region Second Round at Birmingham, Ala. (Birmingham Coliseum); 7-NCAA Midwest Regional at Lexington, Ky. (Rupp Arena)		

### 1984-85

Record: 25-12 H: 14-2 A: 7-6 N: 4-4

ACC: 8-6, 4th place (tie)

Postseason: NCAA Sweet Sixteen

N23 [19]	Kansas <sup>1</sup>	L 56-58
N24	at Ala.-Anchorage <sup>2</sup>	W 54-52
N25	Tennessee <sup>3</sup>	W 72-49
D1	West Virginia	W 76-67
D5	Cleveland State	W 95-84
D8	at Alabama	W 59-54
D11	Ohio State	W 76-73
D13	UMES	W 87-48
D22	at Loyola (Md.)	W 81-74
D25	Iowa (OT) <sup>2</sup>	W 78-68

# MARYLAND

2002 NCAA CHAMPIONS  
2004 ACC CHAMPIONS

D5	at South Carolina	L 51-57
D7	Morgan State	W 73-61
D10	at Arkansas	L 68-73
D13	Monmouth	W 74-70
D27	West Virginia	L 61-69
D29	Lamar <sup>2</sup>	W 74-70
D30	at Texas-El Paso <sup>2</sup>	L 51-69
J2	Louisiana State	L 77-79
J4	at Wake Forest	L 60-70
J7	at Clemson	L 58-75
J11	[8] at No. Carolina	L 72-88
J14	[1] Duke	L 72-82
J17	Virginia (OT)	L 58-64
J24	[5] Missouri	L 73-87
J29	[15] NC State	L 67-90
F1	UMBC	W 78-66
F4	at Georgia Tech	L 74-87
F7	Clemson	W 98-87
F11	[14] at Duke	L 60-86
F14	Georgia Tech	L 66-67
F19	[8] No. Carolina	L 75-86
F25	Wake Forest	L 61-75
M2	[20] at NC State	L 77-94
M5	at Virginia	L 58-86
M10	[17] NC State <sup>3</sup>	W 71-49
M11	[9] No. Carolina <sup>3</sup>	L 58-88

1-Freedom Bowl Classic at Irvine, Calif. (Bren Events Center); 2-Sun Bowl Tournament at El Paso, Texas (Special Events Center); 3-ACC Tournament at Atlanta, Ga. (Omni)

## Gary Williams



19 Seasons  
1989-90 to Present  
Rec.: 397-215  
Conf.: 165-135

### 1989-90

Record: 19-14 H: 12-4 A: 3-6 N: 4-4

ACC: 6-8, 5th place (tie)

Postseason: NIT Second Round

N25	Delaware State	W 87-53
D27	Augusta College	W 105-74
N1	South Carolina <sup>1</sup>	L 51-52
D4	Army <sup>1</sup>	W 78-60
D2	Connecticut <sup>2</sup>	L 65-87
D9	Jacksonville	W 68-53
D12	Coppin State	L 63-70
D22	George Mason <sup>3</sup>	W 104-86
D23	E. Tennessee State <sup>3</sup>	W 91-86
D24	Sacramento State <sup>3</sup>	W 98-68
D30	Alcorn State	W 110-91
J4	at Wake Forest	W 88-82
J6	at Clemson	L 77-82
J10	No. Carolina	W 98-88
J13	[10] at Duke	L 80-91
J17	at Virginia	W 74-72
J20	Boston University <sup>4</sup>	L 61-65
J23	South Florida	W 84-86
J27	at NC State	L 61-81
J29	Virginia Tech	W 89-80
F3	[17] at Georgia Tech	L 84-90
F7	Clemson	L 73-75
F10	[4] Duke (OT)	L 111-114
F13	[13] at Georgia Tech	L 78-80
F17	at No. Carolina	W 80-76
F19	at So. California	W 64-62
F22	UMBC	W 113-61
F24	at Wake Forest	L 74-84
F28	NC State	W 96-95
M3	Virginia	W 89-74
M9	[12] Duke <sup>5</sup>	L 84-104
M15	Massachusetts <sup>6</sup>	W 91-81
M19	at Penn State <sup>7</sup>	L 78-80

1-Central Fidelity Classic at Richmond, Va. (Robbins Center); 2-ACC/Big East Challenge, Hartford at Conn. (Hartford Civic Center); 3-Chaminade Christmas Classic at Honolulu, Hawaii (Blaisdell Center); 4-at Boston, Mass. (Boston Garden); 5-ACC Tournament at Charlotte, N.C. (Charlotte Coliseum); 6-National Invitation Tournament at College Park, Md. (Cole Field House); 7-National Invitation Tournament at State College, Pa. (Recreation Building)

### 1990-91

Record: 16-12 H: 11-3 A: 3-8 N: 2-1

ACC: 5-9, 7th place

N26	Towson	W 93-69
N28	Southern California	W 72-59
D1	at West Virginia	L 85-90

D3	Boston College <sup>1</sup>	L 85-100
D8	at Jacksonville	L 70-71
D11	UC Irvine	W 93-79
D22	Lafayette	W 64-48
D27	Rutgers <sup>2</sup>	W 86-81
D29	[12] South Carolina <sup>2</sup>	W 78-69
J2	at Wake Forest	L 62-74
J5	Clemson	W 81-65
J7	UMBC	W 92-66
J9	[5] at No. Carolina	L 73-105
J12	[14] Duke	L 78-94
J16	[14] Virginia	L 62-76
J19	at South Florida	W 87-81
J22	Boston University	W 85-59
J26	NC State	W104-100
J29	American	W 72-69
F1	[23] at Georgia Tech	L 65-80
F6	at Clemson	L 69-73
F9	[6] at Duke	L 81-101
F13	Georgia Tech	W 96-93
F16	[8] No. Carolina	L 75-87
F19	at Virginia Tech	W 82-67
F23	Wake Forest	W 86-78
F27	at NC State	L 91-114
M2	[25] at Virginia (OT)	W 78-74

### 1991-92

Record: 14-15 H: 10-5 A: 2-7 N: 2-3

ACC: 5-11, 8th place

N23	Mount St. Mary's	W 83-53
N26	UMES	W 115-60
N30	American	W 93-68
D4	Providence <sup>1</sup>	W 76-66
D7	West Virginia	W 101-91
D10	at Louisville	L 79-96
D21	Towson	W 83-76
D23	Rider	W 83-69
D28	Rutgers <sup>2</sup>	L 79-95
D30	Evansville <sup>2</sup>	L 64-75
J5	[15] at Georgia Tech	L 67-92
J8	[1] Duke	L 66-83
J11	at NC State	L 88-94
J13	[14] at No. Carolina	L 76-96
J18	Florida State (OT)	L 83-91
J22	Wake Forest	L 76-86
J25	Clemson	W 84-71
J29	at Virginia	L 75-82
F5	at Florida State	W 93-85
F9	[24] Georgia Tech	L 65-67
F13	NC State	W 77-74
F20	[1] at Duke	L 89-91
F22	at Clemson	L 70-82
F25	UNC Greensboro	W 84-55
M1	[10] No. Carolina	W 82-80
M5	at Wake Forest	W 77-66
M7	Virginia	L 74-76
M8	Clemson <sup>3</sup>	W 81-75
M9	[1] Duke <sup>3</sup>	L 87-94

1-ACC/Big East Challenge at Hartford, Conn. (Hartford Civic Center); 2-Fiesta Bowl Classic at Tucson, Ariz. (McKale Center); 3-ACC Tournament at Charlotte, N.C. (Charlotte Coliseum)

### 1992-93

Record: 12-16 H: 8-7 A: 2-8 N: 2-1

ACC: 2-14, 8th place

D1	UMBC	W 103-80
D5	at West Virginia	L 72-86
D7	UMES	W 94-63
D10	American	W 98-67
D12	at La Salle	W 93-76
D23	Towson	W 78-68
D26	Morgan State	W 103-63
D28	Louisville	W 72-67
J2	Howard	W 109-69
J5	[10] at Georgia Tech	L 75-85
J9	[6] at No. Carolina	L 73-101
J13	at Florida State	L 85-105
J16	Wake Forest	L 73-86
J19	Oklahoma <sup>1</sup>	W 89-78
J23	at NC State	W 70-65
J26	at Clemson	L 72-82
J30	[7] Duke	L 62-78
F4	Virginia	L 68-70
F6	[22] at Georgia Tech	L 79-93
F9	[6] No. Carolina	L 63-77
F13	[10] Florida State	L 84-87
F17	[10] at Wake Forest	L 64-88
F24	NC State	W 88-71
F27	Clemson	L 73-81
M3	[6] at Duke	L 79-95
M6	at Virginia	L 74-88
M11	NC State <sup>2</sup>	W 76-55
M12	[1] No. Carolina <sup>2</sup>	L 66-102

1-at Baltimore, Md. (Baltimore Arena); 2-ACC Tournament at Charlotte, N.C. (Charlotte Coliseum)

### 1993-94

Record: 18-12 H: 10-3 A: 4-6 N: 3-3

ACC: 8-8, 4th place (tie)

Postseason: NCAA Sweet Sixteen, USA Today/CNN No. 11

N26	[15] at Georgetown (OT) <sup>1</sup>	W 84-83
N27	Cornell	W 92-41
N30	Rider	W 93-79
D2	UMBC	W 89-80
D7	Morgan State	W 85-62
D4	Oklahoma <sup>2</sup>	L 85-88
D23	Towson <sup>3</sup>	W 109-71
D28	Hofstra <sup>4</sup>	W 93-67
D29	[9] Massachusetts <sup>4</sup>	L 80-94
J4	[12] at Georgia Tech	W 91-88
J8	[2] No. Carolina	L 70-75
J11	Florida State	W 80-74
J15	at Wake Forest	W 61-58
J22	[25] NC State	W 102-70
J26	[18] Clemson	W 73-53
J29	[18] [2] at Duke	L 62-75
F2	[21] at Virginia	L 66-73
F5	[21] Georgia Tech	L 71-83
F10	[1] at No. Carolina	L 89-95
F12	at Florida State	W 69-66
F16	Wake Forest	W 81-58
F19	Loyola (Md.)	W 94-71
F23	at NC State	L 71-79
F26	at Clemson	L 67-73
M2	[2] Duke	L 69-73
M5	Virginia	W 70-68
M11	Virginia <sup>5</sup>	L 63-69
M17	[24] St. Louis <sup>6</sup>	W 74-66
M19	[8] Massachusetts <sup>6</sup>	W 95-87
M25	[11] Michigan <sup>7</sup>	L 71-78

1-at Landover, Md. (Capital Centre); 2-at Oklahoma City, Okla. (The Myriad); 3-at Baltimore, Md. (Baltimore Arena); 4-Hall of Fame Classic at Springfield, Mass. (Springfield Civic Center); 5-ACC Tournament at Charlotte, N.C. (Charlotte Coliseum); 6-NCAA Midwest Region First and Second Rounds at Wichita, Kan. (Kansas Coliseum); 7-NCAA Midwest Regional at Dallas, Texas (Reunion Arena)

### 1994-95

Record: 28-8 H: 16-0 A: 4-4 N: 6-4

ACC: 12-4, ACC Regular Season Co-Champion

Postseason: NCAA Sweet Sixteen, AP No. 10, USA Today/CNN No. 11

N21	[7] Chaminade <sup>1</sup>	W 95-67
N22	[7] Utah <sup>1</sup>	W 90-78
N23	[7] Arizona State <sup>1</sup>	L 90-97
N29	[11] Loyola (Md.)	W 92-62
D3	[11] Bucknell	W 102-64
D5	[11] UMBC	W 102-77
D8	[11] Colgate	W 113-63
D10	[11] [5] Massachusetts <sup>2</sup>	L 74-85
D12	[12] Towson	W 120-73
D23	[11] Morgan State	W 138-72
D27	[9] La Salle	W 96-80
D30	[9] American	W 98-77
J4	[7] [24] Georgia Tech	W 90-67
J7	[7] [1] at No. Carolina	L 90-100
J10	[9] at Florida State	W 70-57
J14	[9] [14] Wake Forest	W 76-66
J22	[8] at NC State	W 84-67
J25	[8] at Clemson	W 56-51
J28	[8] Duke	W 74-72
F1	[15] [15] Virginia	W 71-62
F4	[5] [21] at Georgia Tech	L 91-100
F7	[8] [1] No. Carolina	W 86-73
F11	[8] Florida State	W 80-65
F15	[7] [14] at Wake Forest	L 54-63
F19	[7] Cincinnati <sup>3</sup>	W 74-72
F22	[7] NC State	W 84-71
F25	[7] Clemson	W 84-68
M1	[6] at Duke	W 94-92
M5	[6] [13] at Virginia	L 67-92
M10	[10] Florida State <sup>4</sup>	W 71-64
M11	[10] [4] No. Carolina (OT) <sup>4</sup>	L 92-97
M16	[10] Gonzaga <sup>5</sup>	W 87-63
M18	[10] Texas <sup>5</sup>	W 82-68
M23	[8] [10] Connecticut <sup>4</sup>	L 89-99

1-Maui Invitational at Lahaina, Hawaii (Lahaina Civic Center); 2-at Baltimore, Md. (Baltimore Arena); 3-at San Antonio, Texas (Alamodome); 4-ACC Tournament at Greensboro, N.C. (Greensboro Coliseum); 5-NCAA West Region First and Second Round at Salt Lake City, Utah (Jon Huntsman Center); 6-NCAA West Regional at Oakland, Calif. (Oakland Coliseum)

### 1995-96

Record: 17-13 H: 11-3 A: 3-5 N: 3-5

ACC: 8-8, 4th place (tie)

Postseason: NCAA First Round

N24	[14] [1] Kentucky <sup>1</sup>	L 84-96
N27	[19] Towson <sup>2</sup>	W 70-67
D2	[19] [5] Massachusetts <sup>3</sup>	L 47-50
D3	[19] George Washington <sup>3</sup>	W 98-81
D6	[20] Howard	W 88-71
D9	[20] UCLA <sup>4</sup>	L 63-73
D13	Rider	W 83-67
D23	American	W 104-79
D28	UMES	W 104-66
J3	at Georgia Tech	L 84-98
J6	[16] [6] No. Carolina (OT)	L 86-88
J13	[8] at Wake Forest	L 64-77
J17	Delaware State	W 118-55
J20	NC State (OT)	W 77-74
J24	[18] Clemson	W 65-60
J28	at Duke	L 73-83
F1	at Virginia	W 80-72
F3	[25] Georgia Tech	W 88-74
F6	[12] at No. Carolina	W 84-78
F10	at Florida State	L 78-100
F15	[8] Wake Forest	L 78-85
F18	Missouri	W 91-72
F22	at NC State	W 86-84
F24	at Clemson	L 61-68
F28	Duke	L 75-77
M2	Virginia	W 83-71
M4	Florida State	W 88-78
M8	Duke <sup>5</sup>	W 82-69
M9	[18] Georgia Tech <sup>5</sup>	L 79-84
M15	Santa Clara <sup>6</sup>	L 79-91

1-Hall of Fame Tip-Off Classic at Springfield, Mass. (Springfield Civic Center); 2-at Baltimore, Md. (Baltimore Arena); 3-Franklin National Bank Classic at Landover, Md. (USAR Arena); 4-John Wooden Classic at Anaheim, Calif. (Arrowhead Pond of Anaheim); 5-ACC Tournament at Greensboro, N.C. (Greensboro Coliseum); 6-NCAA West Region First Round at Tempe, Ariz. (Special Events Center)

### 1996-97

Record: 21-11 H: 11-3 A: 5-4 N: 5-4

ACC: 9-7, 4th place (tie)

Postseason: NCAA First Round, AP No. 22

N26	Howard	W 93-55
N25	Towson State	W 93-76
D2	Chicago State	W 94-44
D4	UMBC	W 67-31
D8	California <sup>1</sup>	W 80-64
D19	George Washington <sup>1</sup>	W 74-68
D9	Georgia Tech	W 77-63
D21	[25] American	W 81-74
D23	[21] Lafayette	W 108-67
D27	[21] Pittsburgh <sup>2</sup>	W 66-63
D28	[21] at Hawaii <sup>3</sup>	W 76-59
D30	[19] Georgia (OT) <sup>2</sup>	L 65-73
J4	[19] Virginia	W 78-62
J8	[19] [13] at No. Carolina	W 85-75
J12	[19] at NC State	W 68-59
J15	[11] [3] Clemson	L 63-67
J19	[11] [2] at Wake Forest	W 54-51
J21	[7] [10] Pennsylvania <sup>3</sup>	W 103-73
J26	[7] [10] Duke	W 74-70
J29	[5] at Florida State	L 70-74
F1	[5] [2] Wake Forest	L 69-74
F5	[7] NC State	W 66-55
F8	[7] [10] at Clemson	L 68-80
F13	[10] Florida State	W 73-57
F15	[10] Massachusetts <sup>4</sup>	L 61-78
F19	[14] at Georgia Tech	W 76-68
F22	[14] [12] No. Carolina	L 81-93
F27	[16] [7] at Duke	L 69-81
M2	[16] at Virginia	L 74-81
M7	[22] [13] Clemson <sup>5</sup>	W 76-61
M6	[22] NC State <sup>5</sup>	L 58-65
M13	[22] [16] College of Charleston <sup>6</sup>	L 66-75

1-Franklin National Bank Classic at Landover, Md. (USAR Arena); 2-Rainbow Classic at Honolulu, Hawaii (Blaisdell Center); 3-at Baltimore, Md. (Baltimore Arena); 4-at Worcester, Mass. (Worcester Centrum); 5-ACC Tournament at Greensboro, N.C. (Greensboro Coliseum); 6-NCAA Southeast Region First Round at Memphis, Tenn. (The Pyramid)

### 1997-98

Record: 21-11 H: 12-2 A: 3-5 N: 6-4

ACC: 10-6, 3rd place

Postseason: NCAA Sweet Sixteen, AP No. 20, USA Today/NABC No. 22





D27 [14]	George Mason	W	69-66
D30 [14]	UMBC	W	82-52
J2 [14]	Coastal Carolina	W	100-48
J6 [12]	at NC State	L	66-68
J9 [12] [8]	Duke	L	70-80
J15 [18]	at Georgia Tech	L	68-69
J19 [24]	Wake Forest	W	71-53
J22 [24]	Clemson	W	74-62
J27 [22]	at No. Carolina	L	63-75
J29 [22]	at Florida State	W	82-63
F2 [25]	Virginia	W	91-79
F6 [25]	NC State	W	78-73
F9 [23] [3]	at Duke	W	98-87
F13 [23] [19]	at Temple	L	65-73
F16 [22]	Georgia Tech	W	92-70
F19 [22]	at Wake Forest	W	73-67
F22 [19]	at Clemson	W	76-63
F26 [19]	No. Carolina	W	81-73
M1 [17]	Florida State	W	85-70
M4 [17]	at Virginia (OT)	L	87-89
M10 [20]	Florida State <sup>5</sup>	W	82-61
M11 [20]	NC State <sup>5</sup>	W	64-61
M12 [20] [3]	Duke <sup>3</sup>	L	68-81
M16 [17]	Iona <sup>4</sup>	W	74-59
M18 [17]	UCLA <sup>4</sup>	L	70-105

1-Presason NIT at College Park, Md. (Cole Field House); 2-Presason NIT at New York, N.Y. (Madison Square Garden); 3-ACC/Big Ten Challenge at Baltimore, Md. (Baltimore Arena); 4-BB&T Classic at Washington, D.C. (MCI Center); 5-ACC Tournament at Charlotte, N.C. (Charlotte Coliseum); 6-NCAA Midwest Region First and Second Round at Minneapolis, Minn. (HHH Metrodome)

## 2000-01

Record: 25-11 H: 11-3 A: 6-3 N: 8-5  
ACC: 10-6, 3rd place

Postseason: NCAA National Semifinalist, AP No. 11, USA Today/ESPN No. 4

N20 [6]	Louisville <sup>1</sup>	W	95-73
N21 [6] [8]	Illinois <sup>1</sup>	L	80-90
N22 [6]	Dayton <sup>1</sup>	L	71-77
N29 [13] [23]	at Wisconsin <sup>2</sup> (OT)	L	75-78
D2 [13]	Michigan <sup>1</sup>	W	82-51
D3 [13]	George Washington <sup>3</sup>	W	71-83
D6 [19]	Stony Brook	W	107-59
D9 [19]	at Pennsylvania	W	87-81
D13 [20]	UMBC	W	93-67
D23 [20]	Norfolk State	W	123-79
D27 [18]	Chicago State	W	117-55
D30 [18]	UMES	W	105-53
J2 [17]	at Clemson	W	104-92
J6 [17]	Georgia Tech	W	93-80
J10 [14] [9]	No. Carolina	L	83-86
J14 [14]	at Florida State	W	76-55
J17 [12] [10]	Wake Forest	W	81-71
J21 [12]	at NC State	W	75-61
J27 [8] [2]	Duke (OT)	L	96-98
J31 [9] [11]	at Virginia	L	78-99
F4 [9]	Clemson	W	69-54
F6 [13]	at Georgia Tech	L	62-72
F10 [13] [1]	at No. Carolina	L	82-96
F14 [17]	Florida State	L	71-74
F17 [17] [23]	at Wake Forest	W	73-57
F20 [20]	NC State	W	95-66
F24 [20] [16]	Oklahoma	W	68-80
F27 [16] [2]	at Duke	W	91-80
M3 [16] [7]	Virginia	W	102-67
M9 [11] [22]	Wake Forest <sup>4</sup>	W	71-53
M10 [11] [3]	Duke <sup>4</sup>	L	82-84
M15 [11]	George Mason <sup>3</sup>	W	83-80
M17 [11]	Georgia State <sup>3</sup>	W	79-60
M22 [11] [21]	Georgetown <sup>5</sup>	W	76-66
M24 [11] [2]	Stanford <sup>4</sup>	W	87-73
M31 [11] [1]	Duke <sup>1</sup>	L	84-95

1-Maur Invitational at Lahaina, Hawaii (Lahaina Civic Center); 2-ACC/Big Ten Challenge at Milwaukee, Wis. (Bradley Center); 3-BB&T Classic at Washington, D.C. (MCI Center); 4-ACC Tournament at Atlanta, Ga. (Georgia Dome); 5-NCAA West Region First and Second Round at Boise, Idaho (BSU Pavilion); 6-NCAA West Regional at Anaheim, Calif. (Arrowhead Pond of Anaheim); 7-NCAA Final Four at Minneapolis, Minn. (HHH Metrodome)

## 2001-02

Record: 32-4 H: 15-0 A: 7-2 N: 10-2  
ACC: 15-1, ACC Regular Season Champion

Postseason: NCAA National Champion, AP No. 4, USA Today/ESPN No. 1

N8 [2]	Anzora <sup>1</sup>	L	67-71
N9 [2] [16]	Temple <sup>1</sup>	W	82-74
N17 [2]	American	W	83-53
N24 [6]	Delaware State	W	77-53
N27 [5] [2]	Illinois <sup>2</sup>	W	76-63
D2 [5]	Pennetson <sup>3</sup>	W	61-53
D3 [3]	Connecticut <sup>3</sup>	W	77-65
D9 [3]	Detroit	W	79-54

D11 [3]	Monmouth	W	91-55
D21 [2] [22]	at Oklahoma	L	56-72
D27 [8]	William & Mary	W	103-75
D30 [8]	at NC State	W	72-65
J3 [9]	Norfolk State	W	92-69
J9 [14]	North Carolina	W	112-79
J13 [4]	at Georgia Tech	W	92-87
J17 [3] [1]	at Duke	L	78-99
J20 [3]	Clemson	W	99-90
J23 [3] [21]	at Wake Forest	W	85-63
J26 [3]	Florida State	W	84-63
J31 [3] [8]	at Virginia	W	91-87
F3 [3]	NC State	W	89-73
F10 [3]	at No. Carolina	W	92-77
F13 [3]	Georgia Tech	W	85-65
F17 [3] [1]	Duke	W	87-73
F20 [2]	at Clemson	W	84-68
F24 [2] [20]	Wake Forest	W	90-89
F27 [2]	at Florida State	W	96-63
M3 [2]	Virginia	W	112-92
M8 [2]	Florida State <sup>4</sup>	W	85-59
M9 [2]	NC State <sup>4</sup>	L	82-86
M15 [4]	Siena <sup>5</sup>	W	85-70
M17 [4]	Wisconsin <sup>5</sup>	W	87-57
M22 [4] [16]	Kentucky <sup>6</sup>	W	78-68
M24 [4] [10]	Connecticut <sup>6</sup>	W	90-82
N30 [4] [2]	Kansas <sup>7</sup>	W	97-88
A1 [4]	Indiana <sup>7</sup>	W	64-52

1-Coaches vs. Cancer IKON Classic at New York, N.Y. (Madison Square Garden); 2-ACC/Big Ten Challenge at College Park, Md. (Cole Field House); 3-BB&T Classic at Washington, D.C. (MCI Center); 4-ACC Tournament at Charlotte, N.C. (Charlotte Coliseum); 5-NCAA East Region First and Second Round at Washington, D.C. (MCI Center); 6-NCAA East Regional at Syracuse, N.Y. (Carmel Dome); 7-NCAA Final Four at Atlanta, Ga. (Georgia Dome)

Postseason: NCAA Sweet Sixteen, AP No. 17, USA Today/ESPN No. 10

## 2002-03

Record: 21-10 H: 14-2 A: 4-4 N: 3-4  
ACC: 11-5, 2nd place

Postseason: NCAA National Semifinalist, AP No. 11, USA Today/ESPN No. 4

N12 [12]	Miami (Ohio)	W	64-49
N27 [11]	The Citadel	W	97-49
N30 [11]	Duquesne	W	89-39
D3 [9] [10]	Indiana (OT)	L	74-90
D7 [9]	vs. Notre Dame <sup>2</sup>	L	67-79
D8 [9]	vs. G. Washington <sup>2</sup>	W	93-82
D14 [18] [14]	Florida	L	64-69
D23 [23]	UMBC	W	101-60
D29 [23]	Georgia Tech	W	84-77
J4 [22]	Wagner	W	79-57
J8 [21]	Hampton	W	108-58
J11 [21]	Florida State	W	89-62
J15 [17] [19]	at Wake Forest	L	72-81
J18 [17] [1]	Duke	W	87-72
J22 [12]	at North Carolina	W	81-66
J25 [12]	at Clemson	W	52-47
J30 [10]	NC State	W	75-60
F2 [10]	Loyola (Md.)	W	85-58
F6 [8]	Virginia	L	78-86
F9 [8]	at Georgia Tech	L	84-90
F12 [16]	at Florida State	W	74-72
F17 [13] [10]	Wake Forest	W	90-67
F19 [13] [8]	at Duke	L	70-75
F22 [13]	North Carolina	W	96-56
F25 [14]	Clemson	W	91-52
M2 [14]	at NC State	W	68-65
M9 [13]	at Virginia	L	78-80
M14 [14]	vs. North Carolina <sup>3</sup>	L	72-84
M21 [17]	vs. UNC Wilmington <sup>4</sup>	W	75-73
M23 [17] [12]	vs. Xavier <sup>4</sup>	W	77-64
M28 [17]	vs. Michigan State <sup>5</sup>	L	58-60

1-ACC/Big Ten Challenge at Indianapolis, Ind. (Conseco Fieldhouse); 2-BB&T Classic at Washington, D.C. (MCI Center); 3-ACC Tournament at Greensboro, N.C. (Greensboro Coliseum); 4-NCAA South Region First and Second Round at Nashville, Tenn. (Gaylord Entertainment Center); 5-NCAA South Regional at San Antonio, Texas (Alamodome)

## 2003-04

Record: 20-12 H: 12-4 A: 4-5 N: 4-3  
ACC: 7-9, 6th place, ACC Tournament Champion

Postseason: NCAA Second Round, AP No. 19, USA Today/ESPN No. 24

N22 [25]	American	W	79-48
N25 [24]	George Mason	W	79-64
N29 [24]	Holstra	W	87-72
D2 [25] [15]	Wisconsin (OT)	W	73-67
D6 [25] [17]	Gonzaga <sup>2</sup>	L	68-82
D7 [25]	West Virginia <sup>2</sup> (OT)	L	77-78
D10 [1]	at Florida (OT)	W	69-68
D14	Pepperdine	W	96-72
D23 [24]	UNC Greensboro	W	85-58



2004 ACC Champions

D28 [24]	at Florida State	L	75-79
J3	Mount St. Mary's	W	89-56
J6	MD-Eastern Shore	W	87-38
J14 [9]	at North Carolina	W	90-84
J17 [12]	at Georgia Tech	L	71-81
J21 [1]	Duke	L	60-68
J25	at Clemson	W	65-52
J29 [19]	at Wake Forest	L	85-93
F1	NC State	L	69-81
F4	at Virginia	W	71-67
F8	Florida State	W	73-62
F15 [14]	at North Carolina	L	86-97
F19 [18]	Georgia Tech	L	64-75
F22 [3]	at Duke	L	63-86
F24	Clemson	W	70-49
F28 [11]	Wake Forest	L	83-91
M3 [16]	at NC State	W	70-69
M7	Virginia	W	70-61
M12 [15]	Wake Forest <sup>1</sup>	W	87-86
M13 [17]	NC State <sup>1</sup>	W	85-82
M14 [5]	Duke <sup>2</sup>	W	99-87
M18 [19]	UTEP <sup>2</sup>	W	86-83
M20 [19]	Syracuse <sup>1</sup>	L	70-72

1-ACC/Big Ten Challenge at College Park, Md. (Comcast Center); 2-BB&T Classic at Washington, D.C. (MCI Center); 3-ACC Tournament at Greensboro, N.C. (Greensboro Coliseum); 4-NCAA First and Second Rounds at Denver, Colo. (Pepsi Center)

## 2004-05

Record: 19-13 H: 15-3 A: 2-7 N: 2-3  
ACC: 7-9, 16th place

Postseason: NIT Semifinalist

N19 [15]	Jackson State	W	93-57
N23 [13]	Mercer	W	93-67
N26 [13] [25]	vs. Memphis	W	84-61
N30 [12] [25]	at Wisconsin <sup>1</sup>	L	64-69
D4 [12]	vs. George Mason <sup>2</sup>	W	78-54
D5 [12]	vs. Geo. Washington <sup>2</sup>	L	92-101
D12 [23]	UNC Asheville	W	96-72
D19 [23]	Florida State (OT)	W	90-88
D23 [24]	American	W	82-61
D28 [24]	Liberty	W	112-68
J4 [22]	Mount St. Mary's	W	85-53
J8 [22] [3]	at North Carolina	L	75-109
J11 [RV] [4]	at Wake Forest	L	66-81
J15 [RV]	Temple	W	80-69
J19 [RV]	Virginia	W	82-68
J23 [RV] [RV]	NC State	L	69-85
J26 [RV] [2]	at Duke	W	75-66
J30 [RV] [22]	Georgia Tech	W	79-71
F1 [22]	at Clemson	L	73-88
F5 [22]	at Miami (OT)	L	73-75
F8 [RV]	Virginia Tech	W	86-71
F12 [RV] [7]	Duke (OT)	W	99-92
F16 [22]	at NC State	L	63-82
F19 [22]	at Virginia (2OT)	W	92-89
F22 [RV]	Clemson	L	93-97
F23 [RV] [2]	North Carolina	L	83-85
M5 [RV]	at Virginia Tech	L	76-86
M10	vs. Clemson <sup>3</sup>	L	72-84
M16	Oral Roberts <sup>3</sup>	W	85-72
M23	Davidson <sup>3</sup>	W	78-83
M26	Texas Christian <sup>3</sup>	W	85-73
M29	vs. South Carolina <sup>3</sup>	L	67-75

1-Hall of Fame Tipoff Classic at Springfield, Mass.; 2-ACC/Big Ten Challenge at Madison Wisconsin (Kohl Center); 3-BB&T Classic at Washington, D.C. (MCI Center); 4-ACC Tournament at Washington D.C. (MCI Center); 5-NIT Tournament at College Park, Md. (Comcast Center); 6-NIT Semifinals at New York, N.Y. (Madison Square Garden)

## 2005-06

Record: 19-13 H: 14-3 A: 2-7 N: 3-3

ACC: 8-8, 6th place  
Postseason: NIT First Round

N18 [21]	Fairleigh Dickinson	W	111-85
N21 [20] [9]	vs. Gonzaga <sup>1</sup>	L	76-83
N22 [20]	vs. Chamaine <sup>1</sup>	W	98-69
N23 [20] [RV]	vs. Arkansas <sup>1</sup>	W	75-62
N27 [20]	Nicholls State	W	98-56
N30 [20]	Minnesota <sup>2</sup>	W	83-66
D5 [17] [19]	vs. Geo. Washington <sup>1</sup>	L	70-78
D7 [17]	Western Carolina	W	87-57
D11 [17] [6]	Boston College	W	73-71
D23 [16]	American	W	81-55
D28 [14]	Delaware State	W	68-54
D31 [14]	VMI	W	99-69
J4 [12]	Texas A&M-CC	W	99-73
J7 [12]	at Miami	L	70-84
M12 [21] [1]	at Duke	L	52-76
M15 [21] [RV]	Wake Forest	W	90-86
J21 [22]	Virginia Tech	W	81-72
J25 [18]	at Georgia Tech	W	86-74
J28 [18]	at Temple	L	85-91
F2 [23] [RV]	North Carolina	L	62-77
F5 [23] [17]	at NC State	L	58-62
F7 [RV]	Virginia	W	76-65
F11 [RV] [2]	Duke	L	88-96
F14	at Clemson	L	77-89
F18	Georgia Tech (OT)	W	87-84
F22	at Florida State	L	60-71
F26 [21]	at North Carolina	L	67-81
M1	Miami	W	65-61
M3	at Virginia	W	71-70
M9	vs. Georgia Tech <sup>4</sup>	W	82-64
M10 [11]	vs. Boston College <sup>4</sup>	L	66-80
M18	Manhattan <sup>1</sup>	L	84-87

1-EA Sports/Mau Invitational at Lahaina, Hawaii; 2-ACC/Big Ten Challenge; 3-BB&T Classic at Washington, DC; 4-ACC Tournament at Greensboro, N.C.; 5-Postseason NIT

## 2006-07

Record: 25-9 H: 17-2 A: 6-4 N: 2-3  
ACC: 10-6, T3rd place

Postseason: NCAA Second Round, AP No. 18, USA Today/ESPN No. 23

N7 [RV]	Hampton <sup>1</sup>	W	102-75
N8 [RV]	Vermont <sup>1</sup>	W	81-63
N12 [RV]	Florida A&M	W	93-54
N16 [RV]	at St. John's <sup>2</sup>	W	92-60
N17 [RV] [RV]	vs. Michigan State <sup>2</sup>	W	62-60
N20 [24]	Winthrop	W	71-60
N24 [24]	High Point	W	81-63
N28 [19] [RV]	at Illinois <sup>3</sup>	W	72-66
D3 [19]	vs. Notre Dame <sup>1</sup>	L	74-81
D6 [22]	Fordham	W	79-59
D10 [22] [RV]	at Boston College	L	62-73
D13 [RV]	Missouri-Kansas City	W	101-50
D23 [RV]	American	W	66-54
D29 [RV]	Mount Saint Mary's	W	91-50
D31 [RV]	Siena	W	94-75
J4 [RV]	Iona	W	88-57
J10 [25]	Miami	L	58-63
J13 [25] [14]	Clemson	W	92-87
J16 [22]	at Virginia	L	91-103
J21 [22] [23]	at Virginia Tech (OT)	L	64-67
J24 [RV] [RV]	Georgia Tech	W	80-65
J30 [RV]	at Florida State	L	79-96
F3 [RV]	at Wake Forest	W	79-72
F6 [RV] [RV]	Virginia	L	65-69
F11 [RV] [16]	Duke	W	72-60

F14	at NC State	W	85-70
F18 [RV]	at Clemson	W	82-66
F21 [RV]	Florida State	W	73-55

## Series Records

Opponent (GP)	Record	Opponent (GP)	Record	Opponent (GP)	Record	Opponent (GP)	Record	Opponent (GP)	Record
Air Force (2)	2-0	Delaware (5)	3-2	Kentucky (13)	5-8	UNC Wilmington (2)	2-0	Stevens Institute (5)	4-1
Alabama (3)	3-0	Delaware College (1)	0-1	Kentucky Wesleyan (1)	1-0	<b>NC State (142)</b>	<b>70-72</b>	Stony Brook (1)	1-0
Alaska (1)	1-0	<b>Delaware State (4)</b>	<b>4-0</b>	Kent State (1)	1-0	Northeastern (2)	2-0	Syracuse (7)	5-2
Alcorn State (1)	1-0	DePaul (2)	2-0	Lafayette (4)	4-0	Northwestern (1)	1-0	Tampa (2)	2-0
<b>American (16)</b>	<b>15-1</b>	DePauw (2)	2-0	Lamar (1)	1-0	North Florida (1)	1-0	Temple (8)	4-4
AU-Puerto Rico (1)	1-0	Detroit (1)	1-0	La Salle (3)	3-0	North Texas (1)	1-0	Tennessee (3)	2-1
Appalachian State (2)	2-0	<b>Duke (163)</b>	<b>60-103</b>	Lehigh (2)	2-0	Notre Dame (18)	9-9	Tennessee-Chattanooga (2)	2-0
Arizona (3)	0-3	Duquesne (8)	8-0	Liberty (1)	1-0	Old Dominion (5)	4-1	Texas-El Paso (3)	3-0
Arizona State (2)	1-1	East Carolina (6)	6-0	Long Island (7)	7-0	Ohio State (5)	3-2	Texas (1)	1-0
Arkansas (3)	2-1	Eastern Kentucky 91)	1-0	Louisiana State (4)	2-2	Ohio University (2)	1-1	Texas A&M-Corpus Christi (1)	1-0
Army (4)	3-1	East Tennessee State (2)	2-0	Louisville (7)	2-5	Oklahoma (4)	2-2	Texas Christian (2)	2-0
Augusta College (1)	1-0	Evansville (2)	1-1	Loyola (Md.) (13)	8-5	Oklahoma State (1)	1-0	Texas Tech (1)	1-0
Ball State (1)	1-0	Fairleigh Dickinson (6)	6-0	Maine (1)	1-0	Oral Roberts (1)	1-0	Towson (12)	12-0
Baltimore City (3)	2-1	Florida (3)	1-2	Manhattan (2)	1-1	<b>Penn State (16)</b>	<b>8-8</b>	Tulane (1)	1-0
Biscayne College (2)	2-0	Florida A&M (1)	1-0	Marshall (2)	2-0	Pennsylvania (15)	3-12	Tulsa (1)	1-0
<b>Boston College (10)</b>	<b>5-5</b>	Florida International (1)	1-0	Md.-Balt. County (UMBC) (13)	13-0	Penn Military Academy (1)	0-1	UCLA (8)	2-6
Boston University (3)	2-1	<b>Florida State (35)</b>	<b>26-9</b>	Md.-Eastern Shore (UMES) (15)	15-0	Pepperdine (2)	2-0	Utah (1)	1-0
Brown (3)	3-0	Fordham (9)	8-1	Massachusetts (6)	2-4	Pittsburgh (6)	5-1	Utah State (1)	1-0
<b>Bucknell (6)</b>	<b>6-0</b>	Gallaudet (14)	7-7	Memphis (3)	1-2	Princeton (7)	5-2	Valparaiso (1)	1-0
Buffalo (4)	4-0	George Mason (7)	7-0	Mercer (1)	1-0	Providence (2)	1-1	Vanderbilt (1)	1-0
Butler (1)	0-1	George Washington (64)	35-29	<b>Miami (Fla.) (14)</b>	<b>5-9</b>	Randolph Macon (4)	3-1	<b>Vermont (1)</b>	<b>1-0</b>
California (1)	1-0	Georgetown (61)	36-25	Miami (Ohio) (3)	3-0	Rhode Island (2)	2-0	Villanova (3)	1-2
California-Irvine (1)	1-0	Georgia (6)	2-4	Michigan (5)	2-3	Richmond (39)	25-14	<b>Virginia (168)</b>	<b>102-66</b>
California-Santa Barbara (1)	1-0	Georgia State (2)	2-0	Michigan State (3)	1-2	Rider (3)	3-0	Virginia Commonwealth	0-1
Canisius (7)	7-0	<b>Georgia Tech (67)</b>	<b>34-33</b>	Minnesota (4)	4-0	Rutgers (6)	3-3	Virginia Military Institute (50)	40-10
Catholic (22)	12-10	Gonzaga (3)	1-2	Mississippi (2)	1-1	Sacramento State (1)	1-0	<b>Virginia Tech (33)</b>	<b>25-8</b>
Central Florida (1)	1-0	Hampton (3)	3-0	Mississippi State (3)	0-3	St. Francis (Pa.) (1)	1-0	Wagner (2)	2-0
Chaminade (2)	2-0	Hawaii (2)	2-0	Missouri (5)	1-4	St. John's (Md.) (14)	9-5	<b>Wake Forest (115)</b>	<b>61-54</b>
<b>Charlotte (2)</b>	<b>2-0</b>	Hawaii-Pacific (1)	1-0	Missouri-Kansas City (1)	1-0	St. John's (N.Y.) (4)	2-2	Washington College (15)	12-3
College of Charleston (1)	0-1	High Point (1)	1-0	Monmouth (N.J.) (2)	2-0	St. Joseph's (4)	3-1	Washington & Lee (51)	27-24
Chicago State (2)	2-0	Hofstra (4)	4-0	Montana State (1)	1-0	St. Louis (1)	1-0	West Virginia (36)	15-21
City College of New York (2)	1-1	Holy Cross (5)	5-0	<b>Morgan State (5)</b>	<b>5-0</b>	St. Peter's (1)	1-0	Western Carolina (2)	2-0
Cincinnati (2)	2-0	Houston (2)	1-1	Mount Saint Joseph (3)	1-2	San Francisco (2)	2-0	Western Kentucky (2)	2-0
The Citadel (3)	3-0	Howard (3)	3-0	Mount Saint Mary's (6)	6-0	Santa Clara (2)	1-1	Western Maryland (9)	9-0
<b>Clemson (133)</b>	<b>86-47</b>	Illinois (7)	5-2	Navy (56)	30-26	Savannah State	1-0	Wichita (1)	1-0
Cleveland State (1)	1-0	Indiana (6)	1-5	Nevada-Las Vegas (UNLV) (5)	1-4	Seton Hall (3)	2-1	William & Mary (15)	15-0
Coastal Carolina (1)	1-0	Iona (2)	2-0	New Mexico A&M (1)	0-1	Siena (2)	2-0	Winthrop (4)	4-0
Columbia (2)	2-0	Iowa (2)	2-0	New York University (2)	0-2	South Carolina (58)	31-27	Wisconsin (6)	2-4
Connecticut (4)	2-2	Jackson State (1)	1-0	Niagara (1)	1-0	South Carolina State (1)	1-0	Wyoming (1)	1-0
Coppin State (1)	0-1	Jacksonville (3)	2-1	Nicholls State (1)	1-0	South Florida (2)	2-0	Xavier (2)	2-0
Cornell (1)	1-0	James Madison (1)	1-0	Norfolk State (1)	1-0	Southern California (3)	3-0	Yale (1)	1-0
Creighton (2)	2-0	Johns Hopkins (19)	15-4	<b>North Carolina (168)</b>	<b>55-113</b>	Southern Illinois (1)	1-0		
Davidson (4)	3-1	Kansas (5)	2-3	UNC Asheville (2)	2-0	Stanford (3)	3-0		
Dayton (4)	2-2	Kansas State (1)	1-0	UNC Greensboro (2)	2-0	Staunton Military Academy (1)	0-1		

2008-09 Opponents in Bold





## Series Results

### Air Force

**Maryland leads, 2-0**

1-14-78	H	W	74-73
12-2-78	A	W	81-68

### Alabama

**Maryland leads, 3-0**

2-26-25	N1	W	27-21
12-8-84	A	W	59-54
12-21-85	H	W	60-58

1-So. Conf. Tournament at Atlanta, Ga.

### Alaska-Anchorage

**Maryland leads, 1-0**

11-24-84	N1	W	54-52
----------	----	---	-------

1-Great Alaska Shootout at Anchorage, Alaska (Sullivan Arena)

### Alcorn State

**Maryland leads, 1-0**

12-30-89	H	W	110-91
----------	---	---	--------

### American

**Maryland leads, 14-2**

1926-27	A	L	16-21
11-27-77	N1	W	78-65
12-2-80	H	W	95-65
1-3-83	H	W	73-71
1-29-91	H	W	72-69
11-30-91	H	W	93-68
12-10-92	H	W	98-67
12-30-94	H	W	98-77
12-23-95	H	W	104-79
12-21-96	H	W	81-74
11-17-01	H	W	83-53
11-22-03	H	W	79-48
12-23-04	H	W	82-61
12-23-05	H	W	81-55
12-13-06	H	W	66-54
12-22-07	H	L	59-67

1-Tip Off Tournament at Landover, Md. (Capital Centre)

### AU of Puerto Rico

**Maryland leads, 1-0**

11-26-98	A1	W	82-32
----------	----	---	-------

1-Puerto Rico Shootout at Bayamon, P.R. (Eugenio Guerra Sports Complex)

### Appalachian State

**Maryland leads, 2-0**

1-2-75	H	W	96-50
12-18-76	H	W	76-74

### Arizona

**Maryland trails, 0-3**

12-27-63	N1	L	54-57
3-19-98	N2	L	79-87
11-8-01	N3	L	67-71

1-Evansville Holiday Tournament (Roberts Stadium); 2-NCAA Tournament at Anaheim, Calif. (Arrowhead Pond of Anaheim); 3-Coaches vs. Cancer IKON Classic at New York, N.Y. (Madison Square Garden)

### Arizona State

**The series is tied, 1-1**

12-30-53	N1	W	65-50
11-23-94	N2	L	90-97

1-All-American City Tournament at Owensboro, Ky.; 2-Maui Invitational at Lahaina, Hawaii (Lahaina Civic Center)

### Arkansas

**Maryland leads, 2-1**

12-30-87	H	W	88-61
12-10-88	A	L	68-73
11-23-05	N1	W	75-62

1-EA Sports/Maui Invitational at Lahaina, Hawaii (Lahaina Civic Center)

### Army

**Maryland trails, 4-8**

1-7-39	A	L	25-45
2-18-42	A	L	32-44
2-6-43	A	L	40-44
3-1-44	A	L	22-85
2-28-45	A	L	34-54

**Augusta College**  
Maryland leads, 1-0

11-27-89	H	W	105-74
----------	---	---	--------

### Bainbridge Navy

**Maryland trails, 0-2**

12-21-43	H	L	20-52
1-24-44	A	L	25-78

### Ball State

**Maryland leads, 1-0**

11-30-76	H	W	86-70
----------	---	---	-------

### Baltimore City College

**Maryland leads, 2-1**

2-21-14	H	L	
1-21-36	H	W	55-33
1-4-38	A	W	50-32

### Biscayne

**Maryland leads, 1-0**

12-9-78	H	W	86-60
---------	---	---	-------

### Boston College

**Series Tied, 5-5**

3-11-58	N1	W	86-63
12-30-73	H2	W	58-37
12-24-83	H	W	89-76
12-3-90	N3	L	85-100
12-11-05	H	W	73-71
3-10-06	N4	L	66-80
12-10-06	A	L	62-73
12-9-07	H	L	78-81
2-6-08	A	W	70-65
3-13-08	N5	L	68-71

1-NCAA Tournament at New York City, N.Y. (Madison Square Gardens); 2-Maryland Invitational at College Park, Md. (Cole Field House); 3-ACC/Big East Challenge at Richmond, Va. (Richmond Coliseum); 4-ACC Tournament at Greensboro, N.C. (Greensboro Coliseum); 5-ACC Tournament at Charlotte, N.C. (Bobcats Arena)

### ACC SERIES PROFILE

**Terps at Home:** 2-1  
**Terps on the Road:** 1-1  
**Terps at Neutral Sites:** 2-3  
**Last 10 Games:** 5-5  
**Current Streak:** BC won 1  
**Longest UM Win Streak:** 3

### Boston University

**Maryland leads, 3-1**

12-8-75	H	W	122-82
2-11-80	H	W	99-76
1-20-90	N1	L	61-65
1-22-91	H	W	85-59

1-at Boston Mass. (Boston Garden)

### Brown

**Maryland leads, 3-0**

12-1-71	H	W	100-83
11-29-72	H	W	127-82
12-8-79	H	W	72-59

### Bucknell

**Maryland leads, 6-0**

12-22-76	H	W	106-72
11-25-77	H	W	95-62
11-24-78	H	W	107-97
12-22-79	H	W	95-73
1-19-87	H	W	77-68
12-3-94	H	W	102-64

### Buffalo

**Maryland leads, 4-0**

12-1-89	H	W	97-77
12-5-70	H	W	109-70
1-25-72	H	W	82-58
2-11-73	H	W	93-64

### Butler

**Maryland trails, 0-1**

3-17-07	N1	L	59-62
---------	----	---	-------

1-NCAA Tournament Second Round at Buffalo, N.Y. (HSBC Arena)

### California

**Maryland leads, 1-0**

12-8-96	N1	W	80-64
---------	----	---	-------

1-Franklin National Bank Classic at Landover, Md. (USAir Arena)

### Canisius

**Maryland leads, 7-0**

12-17-71	H	W	86-77
12-9-72	H	W	107-80
1-22-74	H	W	86-73
12-23-78	H	W	128-103
1-20-82	H	W	91-73
12-4-82	A	W	67-66
12-3-83	H	W	77-55

### Carroll Institute

**Maryland trails, 0-1**

1904-05	L		
---------	---	--	--

### Catholic

**Maryland leads, 12-10**

1910-11	H	W	35-30
1-14-14	A	L	
1-31-14	H	L	
1-25-19	N1	L	7-25
3-3-19	N1	L	12-14
1923-24	H	L	13-30
	H	L	14-20
1924-25	A	W	18-14
	H	W	27-17
1-11-30	H	W	37-30
2-6-31	A	W	24-21
2-3-32	H	W	39-34
1-25-33	A	L	27-29
2-2-34	H	W	33-25
2-12-35	A	L	29-45
2-15-36	H	L	29-40
2-12-38	H	W	49-33
2-20-39	A	W	40-38
2-17-40	H	W	46-31
1-29-44	H	W	33-31
2-8-44	A	L	33-53
12-10-79	H	W	113-79

1-at Washington YMCA

### Central Florida

**Maryland leads, 1-0**

2-16-87	H	W	73-55
---------	---	---	-------

### Chaminade

**Maryland leads, 2-0**

11-21-94	N1	W	95-67
11-22-05	N1	W	98-69

1-Maui Invitational at Lahaina, Hawaii (Lahaina Civic Center)

### Charlotte

**Maryland leads, 2-0**

12-22-75	H	W	70-60
1-5-08	A	W	76-72

### Chicago State

**Maryland leads, 2-0**

12-2-96	H	W	94-44
12-27-00	H	W	117-55

### CCNY

**The series is tied, 1-1**

1924-25	H	W	22-16
12-31-41	A	L	40-57

### Cincinnati

**Maryland leads, 2-1**

2-2-49	A1	L	33-70
12-30-54	N2	W	78-61
2-19-95	N3	W	74-72

1-at Cincinnati, Ohio (Music Hall); 2-All-American City Tournament at Owensboro, Ky.; 3-at San Antonio, Texas (Alamodome)

### The Citadel

**Maryland leads, 3-0**

3-4-38	N1	W	45-43
2-26-47	H	W	52-40
11-27-02	H	W	97-49

1-So. Conf. Tournament at Raleigh, N.C. (Raynolds Coliseum)

### Clemson

**Maryland leads, 86-47**

12-15-38	H	W	45-35
3-4-39	N1	L	27-39
1-1-40	H	W	53-26
1-27-40	A	L	30-48
12-19-40	H	L	34-48
1-10-48	H	W	49-42
2-23-48	A	W	63-61
12-18-48	H	W	74-60
2-20-49	A	L	49-68
12-16-49	H	L	55-60
2-25-50	A	L	68-70
2-3-51	A	L	44-50
2-19-51	H	W	54-50 <sup>(OT)</sup>
3-1-51	N1	W	50-48
12-4-53	A	W	81-41
1-6-54	H	W	79-54
3-4-54	N2	W	75-59
1-8-55	A	W	71-63
2-15-55	H	W	68-66
1-7-56	A	W	71-63
2-14-56	H	W	81-69
1-4-57	A	W	59-52
2-25-57	H	W	74-65
1-4-58	A	L	66-73
2-13-58	H	W	72-54
1-10-59	A	L	46-55
2-16-59	H	W	77-58
2-15-60	H	W	70-55
2-26-60	A	L	66-59 <sup>(OT)</sup>
2-10-61	A	L	59-76
2-25-61	H	W	82-80 <sup>(OT)</sup>
3-2-61	N2	W	91-75
2-10-62	A	L	61-73
2-24-62	H	L	68-75
2-9-63	A	L	60-62
2-23-63	H	W	69-67
12-16-63	H	W	56-48
2-28-64	A	L	68-83
3-5-64	N2	L	67-81
1-8-65	A	W	67-65 <sup>(OT)</sup>
2-26-65	H	W	88-71
3-4-65	N2	W	61-50
1-29-66	A	L	66-71
2-26-66	H	L	69-81
1-16-67	H	W	68-48
2-25-67	A	L	61-65
1-15-68	A	L	93-94 <sup>(OT)</sup>
2-24-68	H	W	81-68
1-13-69	H	W	83-78
2-26-69	A	W	84-83
1-12-70	A	W	75-68
2-23-70	H	W	103-85
1-11-71	H	W	56-52
2-23-71	A	L	45-51 <sup>(OT)</sup>
1-8-72	A	L	61-63
2-19-72	H	W	67-57
3-9-72	N3	W	54-52
1-6-73	A	W	79-75
2-17-73	H	W	69-66
3-8-73	N3	W	77-61
1-5-74	H	W	89-80
2-16-74	A	W	56-54
1-22-75	A	L	82-83
2-26-75	H	W	70-64
1-21-76	H	L	77-82
2-14-76	A	W	98-89
1-19-77	A	L	71-93
2-12-77	H	W	84-78
1-16-78	H	W	90-75
2-11-78	A	W	80-75
1-17-79	A	W	77-63
2-10-79	H	W	77-69

3-1-79	N3	W	75-67
1-16-80	H	W	84-83
2-9-80	A	L	81-90
2-29-80	N3	W	91-85
1-17-81	A	W	68-62 <sup>(OT)</sup>
2-12-81	H	W	72-70
1-16-82	H	W	62-57
2-13-82	A	L	66-75
1-19-83	A	W	80-61
2-19-83	H	W	92-88
1-17-84	H	W	85-72
2-18-84	A	W	66-65 <sup>(OT)</sup>
1-16-85	H	W	94-84
2-17-85	A	L	64-71
2-8-86	H	W	78-69
2-15-86	A	L	60-70
1-17-87	A	L	64-72
2-4-87	H	L	79-80
1-9-88	H	W	68-53
2-10-88	A	W	70-66
1-7-89	A	L	58-75

# MARYLAND

2002 NCAA CHAMPIONS  
2004 ACC CHAMPIONS

## Delaware State

**Maryland leads, 4-0**

7-25-89	H	W	87-53
1-17-96	H	W	118-55
11-24-01	H	W	77-53
12-28-05	H	W	81-55

## DePaul

**Maryland leads, 2-0**

12-12-76	H	W	92-74
12-7-88	N1	W	92-75
1-BB&T Classic at Washington D.C. (MCI Center)			

## DePaul

**Maryland leads, 2-0**

12-12-74	H	W	113-49
12-3-75	H	W	99-42

## Detroit

**Maryland leads, 1-0**

12-9-01	H	W	79-54
---------	---	---	-------

## Dickinson College

**Maryland leads, 1-0**

2-19-38	H	W	57-27
---------	---	---	-------

## Duke

Maryland trails, 60-103

1925-26	H	W	41-20
1-9-30	H	L	27-28
2-20-30	A	L	24-39
1-15-31	H	W	32-24
2-20-32	A	W	20-18 (OT)
1-12-33	H	W	30-28
1-11-34	H	W	37-33
1-11-35	H	L	39-48
2-1-36	H	W	38-34
3-5-36	N1	W	47-35
1-16-37	H	L	31-34
1-30-37	A	L	30-34
1-15-38	H	W	40-35
1-29-38	A	L	34-44
3-5-38	N1	L	32-35
1-13-39	H	W	37-34
2-2-39	A	W	60-44
1-9-40	H	W	32-30
1-30-40	A	L	37-48
3-1-40	N1	L	32-44
1-11-41	H	L	26-40
2-1-41	A	L	17-43
1-10-42	A	L	33-37
2-25-42	H	L	46-64
2-12-43	H	L	43-46
1-6-45	A	L	24-51
2-22-45	N1	L	49-76
1-4-46	A	L	25-59
1-26-46	H	W	43-38
2-18-47	H	L	38-40
1-5-48	A	L	42-53
1-3-50	A	L	46-58
2-10-50	H	W	67-57
2-16-51	H	L	40-49
2-18-52	A	L	51-56
3-6-52	N1	L	48-51
3-5-53	N1	W	74-65
2-16-54	H	L	61-68
12-7-54	H	W	49-47
12-17-54	A	L	61-68
1-14-56	A	L	62-76
2-7-56	H	L	70-82
3-1-56	N2	L	69-94
1-10-57	H	W	62-51
1-31-57	A	L	60-72
1-8-58	H	W	74-49
2-21-58	A	L	59-68
3-7-58	N2	W	71-65 (OT)
1-7-59	H	W	64-31
1-17-59	A	L	69-78
1-16-60	A	W	56-48
2-18-60	H	W	71-61
1-14-61	A	L	62-70
2-16-61	H	W	76-71
1-13-62	A	L	68-84
2-13-62	H	L	53-79
3-1-62	N2	L	59-71
12-9-62	A	L	56-92
2-19-63	H	L	70-76
2-8-64	H	L	72-104
2-22-64	A	L	63-84
2-1-65	A	L	64-82
2-23-65	H	W	85-82

1-13-66	A	L	61-76
2-19-66	H	L	69-74
1-14-67	H	L	69-72 (OT)
2-18-67	A	L	58-81
1-13-68	H	L	52-84
2-6-68	A	L	64-85
1-11-69	A	L	85-96
2-10-69	H	L	83-93
1-28-70	H	W	52-50
2-21-70	A	L	76-87
2-6-71	A	W	88-79
2-13-71	H	L	67-70
2-5-72	H	W	77-58
2-26-72	A	L	59-68
2-3-73	A	L	81-85
2-24-73	H	W	96-68
2-2-74	H	W	104-83
2-23-74	A	W	64-61
3-7-74	N3	W	85-66
1-8-75	H	W	83-77
2-8-75	A	W	104-80
2-7-76	H	W	102-91
2-21-76	A	L	67-69
3-4-76	N4	W	80-78 (OT)
2-5-77	A	W	65-64 (OT)
2-19-77	H	W	85-72
1-4-78	H	L	78-87
2-18-78	A	L	70-81
3-2-78	N3	L	69-81
2-3-79	A	L	78-87
2-17-79	H	W	70-68
2-2-80	H	W	101-82
2-16-80	A	L	61-66
3-1-80	N3	L	72-73
1-10-81	H	W	94-79
2-7-81	A	L	54-55
3-5-81	N4	W	56-53
1-9-82	A	W	40-36
2-6-82	H	W	77-60
1-15-83	H	L	67-86
2-21-83	A	W	101-90
1-14-84	A	W	81-75
2-11-84	H	L	84-89
3-11-84	N3	W	74-82
1-14-85	H	W	78-76 (OT)
2-8-85	A	L	62-70
3-8-85	N5	L	73-86
1-4-86	H	L	75-81
1-25-86	A	L	68-80
1-14-87	H	L	61-85
2-7-87	A	L	67-76
1-16-88	A	W	72-69
2-13-88	H	L	83-90
1-14-89	H	L	72-82
2-11-89	A	L	60-86
1-13-90	A	L	80-91
2-10-90	H	L	111-114 (OT)
3-9-90	N6	L	84-104
1-12-91	H	L	78-94
2-9-91	A	L	81-101
1-8-92	H	L	66-83
2-20-92	A	L	89-91
3-9-92	N6	L	87-94
1-30-93	H	L	62-78
3-3-93	A	L	79-95
1-29-94	A	L	62-75
3-2-94	H	L	69-73
1-28-95	H	W	74-72
3-1-95	A	W	94-92
1-28-96	A	L	73-83
2-28-96	H	L	75-77
3-8-96	N3	W	82-69
1-26-97	H	W	74-70
2-27-97	A	L	69-81
1-3-98	H	L	72-104
1-29-98	A	L	59-86
1-3-99	H	L	64-82
2-3-99	A	L	77-95
1-9-00	H	L	70-80
2-8-00	A	W	98-87
3-12-00	N6	L	68-81
1-27-01	H	L	96-98 (OT)
2-27-01	A	W	91-80
3-10-01	N7	L	82-84
3-31-01	N8	L	84-95
1-17-02	A	L	78-99
2-17-02	H	W	87-73
1-18-03	H	W	87-72
2-19-03	A	L	70-75
1-21-04	H	L	60-68
2-22-04	A	L	63-86
3-14-04	N3	W	95-87 (OT)
1-26-05	A	W	75-66
2-12-05	H	W	99-92 (OT)
1-11-06	A	L	52-76

2-11-05	H	L	88-96
2-11-07	H	W	85-77
2-28-07	A	W	85-77
1-27-08	H	L	84-93
2-13-08	A	L	65-77

1-So. Conf. Tournament at Raleigh, N.C. (Reynolds Coliseum); 2-ACC Tournament at Raleigh, N.C. (Reynolds Coliseum); 3-ACC Tournament at Greensboro, N.C. (Greensboro Coliseum); 4-ACC Tournament at Landover Md (Capital Centre); 5-ACC Tournament at Atlanta, Ga. (Omni); 6-ACC Tournament at Charlotte, N.C. (Charlotte Coliseum); 7-ACC Tournament at Atlanta, Ga. (Georgia Dome); 8-NCAA Final Four at Minneapolis, Minn. (HHH Metrodome)

## ACC SERIES PROFILE

Terps at Home: 36-37  
Terps at Cole Field House: 22-25  
Terps at Comcast Center: 3-3  
Terps on the Road: 15-53  
Terps at Neutral Sites: 8-13  
Terps since 1953-54: 43-81  
Last 10 Games: 5-5  
Current Streak: Duke won 2  
Longest UM Win Streak: 7  
Longest DU Win Streak: 15  
Largest Win Margin: 33 (64-31 on Jan. 7, 1959)  
Largest Loss Margin: 36 (92-56 on Dec. 9, 1962)  
Most UM Points Scored: 111  
Most DU Points Scored: 114

## Duquesne

**Maryland leads, 8-0**

2-9-72	H	W	85-71
2-21-73	A	W	81-71
2-20-74	H	W	98-72
2-23-75	A	W	103-82
12-11-82	H	W	85-64
12-10-83	A	W	78-67
11-23-88	H	W	81-47
11-30-02	H	W	89-39

## East Carolina

**Maryland leads, 6-0**

11-29-75	H	W	127-84
12-8-76	H	W	80-69
12-7-77	H	W	130-106
12-16-78	H	W	82-71
2-13-80	H	W	85-72
12-10-87	H	W	75-59

## Eastern Kentucky

**Maryland leads, 1-0**

12-5-73	H	W	106-57
---------	---	---	--------

## East Tennessee State

**Maryland leads, 2-0**

3-1-75	H	W	104-87
12-23-89	N1	W	91-86

1-Chamade Christmas Classic at Honolulu, Hawaii (Blasdel Center)

## Evansville

The series is tied, 1-1

12-31-53	N1	W	66-58
12-30-91	N2	L	64-75

1-All-American City Tournament at Owensboro, Ky.; 2-Fiesta Bowl Classic at Tucson, Ariz. (McKale Center)

## Fairleigh Dickinson

**Maryland leads, 6-0**

12-10-80	H	W	109-83
12-31-85	H	W	74-51
12-29-86	H	W	70-59
11-18-97	H	W	81-70
11-22-99	H	W	104-45
11-18-05	H	W	111-85

## Florida

**Maryland trails, 0-2**

2-26-32	N1	L	24-39
12-14-02	H	L	64-69

1-So. Conf. Tournament at Atlanta, Ga.

## Florida AGM

**Maryland leads, 1-0**

11-12-06	H	W	93-54
----------	---	---	-------

## Florida International

**Maryland leads, 1-0**

11-25-97	H	W	117-70
----------	---	---	--------

## Florida State

**Maryland leads, 26-9**

1-18-92	H	L	83-91 (OT)
2-5-92	A	W	93-85
1-13-93	A	L	85-105
2-13-93	H	L	84-87
1-11-94	H	W	80-74
2-12-94	A	W	69-66
1-10-95	A	W	70-57
2-11-95	H	W	80-65
2-10-95	N1	W	71-64
2-10-96	A	L	78-100
3-4-96	H	W	88-78
1-29-97	A	L	70-74
2-13-97	H	W	73-57
1-7-98	H	W	81-74
2-7-98	A	W	68-62
1-27-99	H	W	107-87
2-27-99	A	W	84-75
3-5-99	N1	W	93-69
1-29-00	A	W	82-63
3-1-00	H	W	85-70
3-10-00	N2	W	82-61
1-14-01	A	W	76-55
2-14-01	H	L	71-74
1-26-02	H	W	84-63
2-27-02	A	W	96-63
2-8-02	N2	W	85-59
1-11-03	H	W	89-62
2-12-03	A	W	74-72
12-28-03	A	L	75-79
2-8-04	H	W	73-62
12-19-04	H	W	90-98 (OT)
2-22-06	A	L	60-71
1-30-07	A	L	79-96
2-21-07	H	W	73-55
2-16-08	H	W	82-72

1-ACC Tournament at Greensboro, N.C. (Greensboro Coliseum); 2-ACC Tournament at Charlotte, N.C. (Charlotte Coliseum)

## ACC SERIES PROFILE

Terps at Home: 13-3  
Terps at Cole Field House: 8-3  
Terps at Comcast Center: 5-0  
Terps on the Road: 9-5  
Terps at Neutral Sites: 4-0  
Terps since 1953-54: 25-8  
Last 10 Games: 7-3  
Current Streak: UM won 2  
Longest UM Win Streak: 10  
Longest FSU Win Streak: 2  
Largest Win Margin: 33 (96-63 on Feb. 27, 2002)  
Largest Loss Margin: 22 (100-78 on Feb. 10, 1996)  
Most UM Points Scored: 107  
Most FSU Points Scored: 105

## Fordham

**Maryland leads, 7-1**

12-6-56	H	L	62-68
12-7-57	A	W	61-58
12-29-59	N1	W	76-54
12-20-69	H2	W	94-71
2-8-73	A	W	83-72
1-17-74	H	W	112-73
2-6-75	A	W	65-46
12-20-75	H	W	81-56
12-6-06	H	W	79-59

1-Blue Grass Festival at Louisville, Ky. (Kentucky State Fairgrounds Pavilion); 2-Maryland Invitational at College Park, Md. (Cole Field House)

## Fort Belvoir

**Maryland trails, 0-1**

1-26-44	H	L
---------	---	---



## Georgia State

**Maryland leads, 2-0**

11-26-98	N1	W	69-62
3-17-01	N2	W	79-60

1-Freedom Bowl Classic at Irvine, Calif. (Iren Events Center); 2-NCAA Tournament at Boise, Idaho (BSU Pavilion)

## Georgia Tech

**Maryland leads, 34-33**

12-29-72	H1	W	90-55
12-27-74	H1	W	105-67
12-10-75	H	W	93-65
12-29-77	H1	W	65-63
12-19-79	H	W	70-60
1-3-80	A	W	83-74
2-28-80	N2	W	51-49 (OT)
12-23-80	A	W	66-55
1-31-81	H	W	72-64
12-23-81	H	L	43-45
1-30-82	A	L	63-64
2-5-83	H	W	77-68
2-23-83	A	L	60-70
3-11-83	N3	L	58-64 (OT)
2-4-84	A	L	70-71 (OT)
2-23-84	H	W	79-74
12-28-84	N4	L	69-70
2-2-85	H	L	60-72
2-19-85	A	L	43-48
1-11-86	A	L	67-68
2-22-86	H	L	70-77
3-8-86	N2	L	62-64
2-1-87	A	L	72-76
2-10-87	H	L	74-78
2-8-88	H	L	83-86
2-17-88	A	L	82-104
3-11-88	N2	W	84-67
2-4-89	A	L	74-87
12-14-89	H	L	66-67
2-3-90	H	L	84-90
2-13-90	A	L	78-80
2-1-91	A	L	65-80
2-13-91	H	W	96-93
1-5-92	A	L	67-92
2-9-92	H	L	65-67
1-5-93	H	L	75-85
2-6-93	A	L	79-83
1-4-94	A	W	91-88
2-5-94	H	L	71-83
1-4-95	H	W	80-67
2-4-95	A	L	91-100
1-3-96	A	L	84-98
2-3-96	H	W	88-74
3-9-96	N2	L	79-84
12-12-96	H	W	77-63
2-19-97	A	W	76-68
1-21-98	A	W	70-67
2-21-98	H	W	81-69
3-6-98	N2	W	83-65
1-19-99	A	W	77-62
2-21-99	H	W	91-60
1-15-00	A	L	68-69
2-16-00	H	W	92-70
1-6-01	H	W	93-80
2-6-01	A	L	62-72
1-13-02	A	W	92-87
2-13-02	H	W	85-65
12-29-02	H	W	84-77
2-9-03	A	L	84-90
1-17-04	A	L	71-81
2-19-04	H	L	64-75
1-30-05	H	W	79-71
1-25-06	A	W	86-74
2-18-06	H	W	87-84 (OT)
3-9-06	N2	W	82-64
1-24-07	H	W	80-65
2-2-08	A	W	88-86

1-Maryland Invitational at College Park, Md. (Cole Field House); 2-ACC Tournament at Greensboro, N.C. (Greensboro Coliseum); 3-ACC Tournament at Atlanta, Ga. (Omni); 4-Rainbow Classic at Honolulu, Hawaii (Blaisdell Center)

## ACC SERIES PROFILE

**Terps at Home:** 21-11  
**Terps at Cole Field House:** 17-10  
**Terps at Comcast Center:** 4-1  
**Terps on the Road:** 9-18  
**Terps at Neutral Sites:** 4-4  
**Terps since 1953-54:** 34-33  
**Last 10 Games:** 7-3  
**Current Streak:** UM won 6  
**Longest UM Win Streak:** 9  
**Longest GT Win Streak:** 10  
**Largest Win Margin:** 38 (105-67 on Dec. 27, 1974)  
**Largest Loss Margin:** 25 (92-67 on Jan. 5, 1992)  
**Most UM Points Scored:** 105  
**Most GT Points Scored:** 104

## Gonzaga

**Maryland trails, 1-2**

3-16-95	N1	W	87-63
12-6-04	N2	L	68-82
11-21-05	N3	L	76-88

1-NCAA Tournament at Salt Lake City, Utah (Jon Huntsman Center); 2-BB&T Classic at Washington, D.C. (MCI Center); 3-EA Sports Maui Invitational at Lahaina, Hawaii (Lahaina Civic Center)

## Hampden-Sydney

**The series is tied, 2-2**

1-14-39	H	W	34-25
1-22-44	H	L	43-51
1-27-45	H	L	42-43
1-26-46	H	W	35-32

## Hampton

**Maryland leads, 3-0**

1-8-03	H	W	108-58
11-7-06	H1	W	102-75
11-12-07	H2	W	70-64

1-2K Sports College Hoops Classic at College Park, Md. (Comcast Center); 2-CBE Classic at College Park, Md. (Comcast Center)

## Hawaii

**Maryland leads, 2-0**

12-27-84	A1	W	79-71
12-28-96	A1	W	76-59

1-Rainbow Classic at Honolulu, Hawaii (Blaisdell Center)

## Hawaii-Pacific

**Maryland leads, 1-0**

12-29-85	A1	W	92-85
----------	----	---	-------

1-Hawaii-Pacific Tournament at Wailuku, Hawaii (War Memorial Coliseum)

## high point

**Maryland leads, 1-0**

11-24-06	H	W	81-63
----------	---	---	-------

**Hofstra**  
**Maryland leads, 4-0**

2-7-82	H	W	94-59
12-28-83	N1	W	93-67
11-20-98	H	W	89-59
1-29-03	H	W	87-72

1-Hall of Fame Classic at Springfield, Mass. (Springfield Civic Center)

## Holy Cross

**Maryland leads, 5-0**

12-22-71	A	W	102-79
12-29-73	H1	W	102-75
1-26-83	A2	W	55-53
1-21-85	H	W	99-75
1-8-08	H	W	73-48

1-Maryland Invitational at College Park, Md. (Cole Field House); 2-at Worcester, Mass (Worcester Centrum)

## Houston

**The series is tied, 1-1**

12-29-65	N1	W	69-68
3-22-83	N2	L	50-60

1-Sugar Bowl Tournament at New Orleans, La. (Loyola Field House); 2-NCAA Tournament at Houston, Texas (The Summit)

## Howard

**Maryland leads, 3-0**

1-2-83	H	W	109-69
12-6-95	H	W	88-71
11-26-96	H	W	93-55

## Illinois

**Maryland leads, 4-1**

3-22-84	N1	L	70-72
3-14-88	N2	W	67-81
12-4-99	N3	W	69-67
11-21-00	N4	L	80-80
11-27-01	H5	W	76-63
11-28-06	A6	W	72-66
11-28-07	H7	W	69-61

1-NCAA Tournament at Lexington, Ky. (Rupp Arena); 2-NCAA Tournament at Sacramento, Calif. (Arco Arena); 3-BB&T Classic at Washington, D.C. (MCI Center); 4-Maui Invitational at Lahaina, Hawaii (Lahaina Civic Center); 5-ACC/Big Ten Challenge at College Park, Md. (Cole Field House); 6-ACC/Big Ten Challenge at Champaign, Ill. (Assembly Hall); 7-ACC/Big Ten Challenge at College Park, Md. (Comcast Center)

## Indiana

**Maryland trails, 1-5**

12-30-33	H	L	17-30
12-20-34	H	L	29-30
12-28-59	N1	L	63-72
3-14-81	N2	L	64-99
4-1-02	N3	W	64-52
12-3-02	N4	L	74-80 (OT)

1-Blue Grass Festival at Louisville, Ky. (Kentucky State Fairgrounds Pavilion); 2-NCAA Tournament at Dayton, Ohio (Dayton Arena); 3-NCAA Final Four at Atlanta, Ga. (Georgia Dome); 4-ACC/Big Ten Challenge at Indianapolis, Ind. (Conseco Fieldhouse)

## Iona

**Maryland leads, 2-0**

3-16-00	N1	W	74-59
1-4-06	H	W	88-57

1-NCAA Tournament at Minneapolis, Minn. (HHH Metrodome)

## Iowa

**Maryland leads, 2-0**

12-25-84	N1	W	78-68 (OT)
11-30-99	N2	W	83-65

1-Rainbow Classic at Honolulu, Hawaii (Blaisdell Center); 2-ACC/Big Ten Challenge at Baltimore, Md. (Baltimore Arena)

## Jackson state

**Maryland leads, 1-0**

11-19-04	H	W	93-57
----------	---	---	-------

## Jacksonville

**Maryland leads, 2-1**

3-23-72	N1	W	91-77
12-9-89	H	W	68-53
12-8-90	A	L	70-71

1-National Invitation Tournament at New York, N.Y. (Madison Square Garden)

## James Madison

**Maryland leads, 1-0**

1-28-87	A	W	90-76
---------	---	---	-------

## Johns Hopkins

**Maryland leads, 19-5**

1-20-28	A	L	20-22
2-21-28	H	W	23-19
1-18-29	H	L	23-25
2-23-29	A	W	19-18
1-17-30	H	W	41-24
2-22-30	A	W	39-24
1-22-31	A	W	33-20
2-25-31	H	W	31-22
1-23-32	A	W	33-26
2-23-32	H	W	38-24
1-18-33	A	L	27-37
2-22-33	H	W	35-31
1-24-34	A	L	32-35
2-21-34	H	W	32-19
2-26-35	A	W	41-35
3-6-35	H	W	52-25
2-19-36	H	W	45-40
1-6-37	H	W	54-31
2-21-38	H	W	56-30
2-3-40	H	W	49-36
12-17-40	A	L	24-38
12-18-46	H	W	41-36
12-20-47	A	W	64-53
11-26-83	H	W	108-65

## Kansas

**Maryland trails, 2-3**

12-19-64	H	L	61-63 (OT)
12-10-65	A	L	62-71
11-23-84	N1	L	56-58
12-7-97	N2	W	86-83
3-30-02	N3	W	97-88

1-Great Alaska Shootout at Anchorage, Alaska (Sullivan Arena); 2-Franklin National Bank Classic at Washington, D.C. (MCI Center); 3-NCAA Final Four at Atlanta, Ga. (Georgia Dome)

## Kansas State

**Maryland leads, 1-0**

12-11-65	A	W	63-57
----------	---	---	-------

## Kentucky

**Maryland trails, 5-8**

1-19-28	H	W	37-7
2-28-30	N1	L	21-26
3-3-31	N1	W	29-27
12-15-55	H	L	61-62
12-15-56	A	L	55-76
12-9-57	H	W	71-62
12-15-58	A	L	56-58 (OT)
3-20-88	N2	L	81-90
11-24-95	N3	L	84-96
12-12-98	A	L	91-103
11-24-99	N4	L	58-61
12-11-99	H	W	72-66
3-22-02	N5	W	78-68

1-So. Conf. Tournament at Atlanta, Ga.; 2-NCAA Tournament at Cincinnati, Ohio (Riverfront Coliseum); 3-Hall of Fame Tip-Off Classic at Springfield, Mass. (Springfield Civic Center); 4-Preseason NIT at New York, N.Y. (Madison Square Garden); 5-NCAA East Regional at Syracuse, N.Y. (Carrier Dome)

## Kentucky Wesleyan

**Maryland leads, 1-0**

1-2-54	A1	W	54-37
--------	----	---	-------

1-All-American City Tournament at Owensboro, Ky.

## Kent

**Maryland leads, 1-0**

1-2-73	H	W	76-58
--------	---	---	-------

## Lafayette

**Maryland leads, 4-0**

1924-25	H	W	30-15
11-29-81	H	W	82-58
12-22-90	H	W	64-48
12-23-96	H	W	108-67

## Lamar

**Maryland leads, 1-0**

12-29-88	N1	W	74-65
----------	----	---	-------

1-Sun Bowl Tournament at El Paso, Texas (Special Events Center)

## La Salle

**Maryland leads, 3-0**

12-30-83	H1	W	96-83
12-12-92	A	W	93-76
12-27-94	H	W	96-80

1-Maryland Invitational at College Park, Md. (Cole Field House)

## Lehigh

**Maryland leads, 2-0**

12-8-70	H	W	85-66
11-23-07	H	W	72-51

## liberty

**Maryland leads, 1-0**

12-28-04	H	W	112-68
----------	---	---	--------

## Long Island

**Maryland leads, 7-0**

2-12-72	A	W	78-60
1-23-73	H	W	100-73
12-7-74	H	W	99-84
1-3-76	H	W	111-88
12-2-76	H	W	49-45
12-17-77	H	W	94-64
12-2-81	H	W	87-79

## Louisiana State

**The series is tied, 2-2**

2-27-31	N1	W	37-33
12-21-63	N2	W	75-65
12-12-87	A	L	54-55
1-2-89	H	L	77-79

1-So. Conf. Tournament at Atlanta, Ga.; 2-VPI Tournament at Blacksburg, Va. (Virginia Tech Coliseum)

## Louisville

**Maryland trails, 2-5**

12-30-61	N1	L	64-83
3-22-75	N2	L	82-96
1-13-79	H	L	84-99
12-13-80	A	L	67-78
12-10-91	A	L	79-96
12-28-92	H	W	72-67
11-20-00	N3	W	95-73

1-Sugar Bowl Tournament at New Orleans, La. (Loyola Field House); 2-NCAA Tournament at Las Cruces, N.M. (Pan American Center); 3-Maui Invitational at Lahaina, Hawaii (Lahaina Civic Center)

## Loyola (Md.)

**Maryland leads, 8-5**

1-24-14	A	L	
1-17-31	H	L	30-33
1-11-32	H	L	27-28
12-12-47	H	L	52-63
12-11-48	A	L	

### Miami-OH

Maryland leads, 3-0

12-28-79	H1	W	115-76
3-15-85	N2	W	69-68 <sup>(OT)</sup>
11-24-02	H	W	64-49

1-Maryland Invitational at College Park, Md. (Coke Field House); 2-NCAA Tournament at Dayton, Ohio (Dayton Arena)

### Michigan

Maryland trails, 2-3

1-4-27	A	L	25-39
12-18-33	H	W	29-25
12-17-37	H	L	26-43
3-25-94	N1	L	71-78
12-2-00	N2	W	82-51

1-NCAA Tournament at Dallas, Texas (Reunion Arena); 2-BB&T Classic at Washington, D.C. (MCI Center)

### Michigan State

Maryland trails, 1-2

12-29-55	H1	L	75-95
3-28-03	N2	L	58-60
11-17-06	N3	W	62-60

1-Mid-Winter Festival at College Park, Md. (Coke Field House); 2-NCAA Tournament at San Antonio, Texas (Alamodome); 3-2K Spors College Hoops Classic at New York, N.Y. (Madison Square Garden)

### Minnesota

Maryland leads, 4-0

12-10-60	A	W	74-63
12-15-61	H	W	65-59
11-30-05	H	W	83-66
3-16-08	A1	W	68-58

1-NIT at Minneapolis, Minn. (Williams Arena)

### Mississippi

Maryland leads, 1-2

2-26-26	N1	L	19-22
3-1-29	N1	L	35-37
11-28-87	N2	W	77-69

1-So. Conf. Tournament at Atlanta, Ga.; 2-MCI Harbor Classic at Baltimore, Md. (Baltimore Arena)

### Mississippi State

Maryland trails, 0-2

12-29-58	N1	L	45-56
12-29-61	N1	L	62-64

1-Sugar Bowl Tournament at New Orleans, La. (Loyola Field House)

### Missouri

Maryland trails, 1-4

1-6-88	A	L	85-93
1-24-89	H	L	73-87
2-18-95	H	W	91-72
12-30-97	A	L	79-83
11-20-07	N1	L	70-84

1-CBE Classic at Kansas City, Mo. (Sprint Center)

### Missouri-Kansas city

Maryland leads, 1-0

12-13-05	H	W	101-50
----------	---	---	--------

### Monmouth

Maryland leads, 2-0

12-13-88	H	W	74-70
12-11-01	H	W	91-55

### Montana State

Maryland leads, 1-0

12-30-56	N1	W	89-72
----------	----	---	-------

1-All-American City Tournament at Owensboro, Ky.

### Morgan State

Maryland leads, 5-0

12-7-88	H	W	73-61
12-26-92	H	W	103-63
12-4-93	H	W	85-62
12-23-94	H	W	138-72
12-6-07	H	W	76-85

### Mount St. Joseph's

Maryland trails, 1-2

1910-11	H	W	22-20
1-10-14	H	L	
1-17-14	A	L	

### Mount St. Mary's

Maryland leads, 6-0

12-8-87	A	W	82-54
11-23-91	H	W	83-53
11-22-97	H	W	102-74
1-3-04	H	W	89-56
1-4-05	H	W	85-53
12-28-06	H	W	91-50

### Navy

Maryland leads, 30-27

1924-25	A	L	16-23
1925-26	A	W	21-12
1926-27	A	L	30-32
2-4-28	A	L	26-35
2-13-29	A	W	30-27
1-22-30	A	W	43-39
2-21-31	A	L	33-36
1-20-32	H	W	26-15
1-28-33	A	L	21-59
2-3-34	A	L	27-46
1-30-35	A	L	36-43
1-15-36	A	W	32-20
2-3-37	A	L	37-53
2-2-38	A	L	34-37
1-11-39	A	L	37-47
2-5-41	A	L	27-52
2-11-42	A	L	47-61
1-30-43	A	W	63-54
2-26-44	A	L	35-69
1-10-45	A	L	33-70
1-16-46	A	L	35-44
1-22-47	A	L	27-55
1-14-48	A	L	47-51
1-22-49	A	L	46-52
12-17-49	A	L	62-75
1-10-51	A	L	47-51
1-5-52	A	W	48-45
2-21-53	A	L	47-51
2-13-54	A	W	61-60 <sup>(OT)</sup>
1-29-55	A	W	60-54
2-4-56	H	W	80-61
2-23-57	A	L	55-56
12-18-57	H	W	88-58
2-1-58	A	W	64-51
12-17-58	H	L	50-53
1-20-60	A	W	51-50
1-16-61	H	W	63-62
2-3-62	A	L	56-57
1-12-63	H	W	67-61
1-11-64	A	L	55-68
1-13-65	H	W	77-58
2-20-65	A	W	70-57
2-9-66	H	W	74-69
2-16-67	A	L	65-66
1-17-68	H	W	76-72
2-12-69	A	L	68-72
1-14-70	H	W	73-57
1-22-72	A	W	85-60
1-20-73	A	W	76-67
1-19-74	A	W	72-50
1-18-75	A	W	87-73
1-17-76	A	W	87-69
1-15-77	N1	W	62-54
1-23-79	H	W	82-62
11-28-80	H	W	86-64
1-31-83	H	W	98-73
3-17-85	N2	W	64-59

1-at Landover, Md. (Capital Centre); 2-NCAA Tournament at Dayton, Ohio (Dayton Arena)

1-So. Conf. Tournament at Atlanta, Ga.; 2-MCI Harbor Classic at Baltimore, Md. (Baltimore Arena)

1-Sugar Bowl Tournament at New Orleans, La. (Loyola Field House)

1-CBE Classic at Kansas City, Mo. (Sprint Center)

1-All-American City Tournament at Owensboro, Ky.

1-National Invitation Tournament at New York, N.Y. (Madison Square Garden)

### Nicholls state

Maryland leads, 1-0

11-27-05	H	W	88-56
----------	---	---	-------

### Norfolk State

Maryland leads, 2-0

12-23-00	H	W	123-79
1-3-02	H	W	92-69

### North Carolina

Maryland trails, 55-113

2-5-24	H	L	20-26
1-31-25	H	L	16-21
2-9-26	H	W	23-22
2-7-27	H	W	28-20
2-8-27	H	L	23-32
2-19-27	A	W	23-19
2-8-29	H	L	22-28
2-8-30	H	W	36-33
2-19-30	A	W	29-22
2-10-31	H	W	33-31
2-28-31	N1	W	19-17
2-6-32	H	W	26-25
2-19-32	A	L	26-29
2-3-33	H	W	29-22
1-30-34	H	L	24-28
1-18-35	H	L	31-39
1-25-36	H	L	32-44
1-29-37	A	L	24-41
2-6-37	H	L	35-44
1-28-38	A	L	24-43
1-20-39	H	W	34-32
2-3-39	A	W	66-41
1-24-41	H	L	36-65
2-3-41	A	L	29-44
2-20-42	H	L	30-34
1-1-43	H	W	47-40
2-16-43	A	W	40-31
1-5-45	A	L	28-53
1-7-46	A	L	28-84
2-8-46	H	L	31-33
3-1-46	N2	L	27-54
1-4-47	A	L	42-58
1-24-47	H	W	61-57
1-3-48	A	L	46-70
2-13-48	H	L	47-51
1-3-49	A	L	47-55
2-11-49	H	L	52-66
3-3-49	N3	L	61-79
1-2-50	A	L	53-55
2-3-50	H	L	56-69
1-2-51	A	W	67-59
1-20-51	H	W	56-55
1-3-52	A	L	47-51
1-18-52	H	W	71-51
1-3-53	A	L	49-59
1-17-53	H	W	66-66
12-18-54	A	W	70-60
2-12-55	H	W	63-61
12-17-55	H	L	62-68
1-16-56	A	L	55-64
1-27-56	A	L	61-70
2-5-57	H	L	61-65 <sup>(OT)</sup>
1-11-58	H	W	74-61
2-22-58	A	L	59-65
3-8-58	N4	W	86-74
2-4-59	A	L	57-64
2-21-59	H	W	69-51
2-3-60	H	L	66-75
2-23-60	A	L	64-81
12-29-60	N5	L	57-81
1-16-61	H	L	52-58
2-2-61	A	L	56-63
2-6-62	H	W	79-62
2-19-62	A	L	67-70
1-14-63	H	L	56-78
2-7-63	A	L	68-82
1-13-64	A	L	88-97
2-18-64	H	W	74-64
1-4-65	H	W	76-68
1-30-65	A	W	91-80
1-3-66	A	L	52-67
2-5-66	H	W	76-66
3-3-66	N4	L	70-77
2-4-67	A	L	77-85
2-22-67	H	L	78-79
2-3-68	H	L	67-73
2-21-68	A	L	60-83
2-1-69	A	L	87-107
2-19-69	H	L	85-88
1-31-70	H	L	69-77
2-18-70	A	L	83-90
1-30-71	A	L	79-105
2-17-71	H	L	76-100

1-29-72	A	L	72-92
2-16-72	H	W	79-77 <sup>(OT)</sup>
3-11-72	N6	L	64-73
1-27-73	H	W	94-88
2-14-73	A	L	85-95
1-26-74	A	L	73-82
2-13-74	H	W	91-80
3-8-74	N6	W	105-85
1-25-75	H	L	66-69
2-15-75	A	W	96-74
1-25-76	A	L	93-85 <sup>(OT)</sup>
2-11-76	H	L	59-81
1-22-77	H	L	68-71
2-9-77	A	L	70-97
2-11-78	A	L	71-85
2-8-78	H	L	64-66
1-20-79	H	L	53-54
2-7-79	A	L	67-76
3-2-79	N6	L	79-102
1-20-80	A	W	92-86
2-7-80	H	W	70-69
1-7-81	A	L	66-75
2-15-81	H	L	63-76
3-7-81	N7	L	60-61
1-5-82	H	L	50-66
2-11-82	A	L	56-59
1-12-83	A	L	71-72
2-16-83	H	W	106-94
1-12-84	H	L	62-74
2-19-84	A	L	63-78
1-9-85	A	L	74-75
2-13-85	H	L	54-60
1-14-86	H	L	67-71
2-20-86	A	W	77-72 <sup>(OT)</sup>
2-7-86	N6	W	85-75
1-8-87	A	L	65-98
2-14-87	H	L	86-93
3-6-87	N7	L	63-82
1-14-88	H	L	65-71
2-20-88	A	L	73-74
3-12-88	N6	L	64-74
1-11-89	A	L	72-88
2-19-89	H	L	75-86
3-11-89	N8	L	58-88
1-10-90	H	W	98-88
2-17-90	A	W	80-76
1-9-91	A	L	73-105
2-16-91	H	L	75-87
1-13-92	A	L	76-96
3-1-92	H	W	82-80
1-9-93	A	L	73-101
2-9-93	H	L	63-77
3-12-93	N9	L	66-102
1-8-94	H	L	70-75
2-10-94	A	L	89-95
1-7-95	A	L	90-100
2-7-95	H	W	86-73
3-11-95	N6	L	92-97 <sup>(OT)</sup>
1-6-95	H	L	86-88
2-6-96	A	W	84-78
1-8-97	A	W	85-75
2-22-97	H	L	81-93
1-14-98	H	W	89-83 <sup>(OT)</sup>
2-14-98	A	L	67-85
3-7-98	N5	L	73-83 <sup>(OT)</sup>
1-13-99	A	W	89-76
2-13-99	H	W	81-64
3-6-99	N6	L	79-86
1-27-00	A	L	63-75
2-26-00	H	W	81-73
1-10-01	H	L	83-86
2-10-01	A	L	82-96
1-9-02	H	W	112-79
2-10-02	A	W	92-77
1-22-03	A	W	81-66
2-22			

TERRAPINS



Northeastern

Maryland leads, 2-0
11-23-85 H W 84-72
11-14-07 H W 74-72 (OT)

Northwestern

Maryland trails, 0-1
12-6-58 A L 62-66

North Florida

Maryland leads, 1-0
11-11-07 H1 W 79-50
1-CBE Classic at College Park, Md. (Comcast Center)

North Texas

Maryland leads, 1-0
12-23-98 H W 132-57

Notre Dame

Maryland trails, 8-10
1-4-75 H W 90-82
3-20-75 N1 W 83-71
1-31-76 A W 69-63
11-27-76 H L 79-80 (OT)

Ohio State

Maryland leads, 4-1
2-2-83 H W 87-67
1-21-84 A W 63-58
2-4-85 H W 87-75
1-24-87 A L 73-87
2-6-88 A W 70-65

Old Dominion

Maryland leads, 4-1
2-2-83 H W 87-67
1-21-84 A W 63-58
2-4-85 H W 87-75
1-24-87 A L 73-87
2-6-88 A W 70-65

Ohio State

Maryland trails, 2-3
12-29-34 H W 50-41
3-12-79 H1 L 72-79
12-1-83 N2 L 68-72
12-11-84 H W 76-73
11-30-85 A L 66-78
1-National Invitation Tournament at College Park, Md. (Cole Field House); 2-at East Rutherford, N.J. (Brendan Byrne Arena)

Ohio U.

Series Tied, 1-1
12-19-81 H W 90-64
12-12-07 H L 55-61

Ohio Wesleyan

Maryland trails, 0-1
12-19-49 H L 71-75

Oklahoma

The series is tied, 2-2
1-19-93 N1 W 89-78
12-7-93 N2 L 85-88
2-24-01 H W 68-60
12-21-01 A L 56-72
1-at Baltimore, Md. (Baltimore Arena); 2-at Oklahoma City, Okla. (The Mynad)

Oklahoma State

Maryland leads, 1-0
12-16-66 N1 W 50-49
1-Memphis Invitational at Memphis, Tenn. (Mid-South Coliseum)

Oral Roberts

Maryland leads, 1-0
3-16-05 H1 W 85-72
1-NIT First Round at College Park, Md. (Comcast Center)

Penn State

Maryland leads, 8-7
12-1-80 H W 64-47
12-2-61 A L 65-71
12-1-62 H L 61-82
12-7-63 A L 62-91
12-2-64 H W 72-71
12-1-65 A L 61-85
12-1-66 H W 76-53
12-2-67 A L 71-76
11-30-68 H W 66-56
12-1-77 N1 W 89-80
12-2-78 N1 W 69-61
12-3-79 N1 W 56-55
11-27-82 N2 L 79-97
12-6-83 N1 W 67-58
3-19-90 A3 L 78-80

1-at Hershey, Pa. (Hershey Park Arena); 2-at Baltimore, Md. (Baltimore Arena); 3-National Invitation Tournament at State College, Pa. (Recreation Building)

Pennsylvania

Maryland trails, 3-12
2-9-27 A W 26-21
2-8-28 A L 26-30
12-22-28 A L 18-30
1-4-39 A L 24-36
1-3-40 A L 34-41
1-8-41 A L 32-43
1-13-43 A L 49-51
3-12-47 A L 54-80
1-12-49 A L 67-81
12-14-49 A L 52-54
12-6-50 A L 65-74
12-8-51 A L 52-53
12-6-52 A L 53-70
1-21-97 N1 W 103-73
12-9-00 A W 87-81

1-at Baltimore, Md. (Baltimore Arena)

Pepperdine

Maryland leads, 2-0
3-14-86 N1 W 69-64
12-14-03 H W 96-72
1-NCAA Tournament at Long Beach, Calif. (Long Beach Arena)

Pittsburgh

Maryland leads, 5-1
2-15-77 H W 88-75
2-16-78 A L 86-89 (OT)
1-12-80 H W 95-88
1-27-81 A W 69-66 (OT)
12-27-96 N1 W 66-63
11-28-98 N2 W 87-52
1-Rainbow Classic at Honolulu, Hawaii (Blaisdell Center); 2-Puerto Rico Shootout at Bayamon, P.R. (Eugenio Guerra Sports Complex)

Princeton

Maryland leads, 5-3
1924-25 A L 24-38
1925-26 H W 32-26
12-11-68 H L 63-72
12-10-59 A L 67-75
12-30-75 H1 W 66-59
12-4-76 H W 58-45
12-19-98 N2 W 81-58
12-2-01 N3 W 61-53
1-Maryland Invitational at College Park, Md. (Cole Field House); 2-at Baltimore, Md. (Baltimore Arena); 3-BB&T Classic at Washington, D.C. (MCI Center)

Providence

The series is tied, 1-1
3-17-73 N1 L 89-103
12-4-91 N2 W 76-66
1-NCAA Tournament at Charlotte, N.C. (Charlotte Coliseum); 2-ACC/Big East Challenge at Hartford, Conn. (Hartford Civic Center)

Quantico Marines

Maryland trails, 1-2
12-11-43 H L 33-59
12-21-45 H L 47-50
1-3-47 A W 62-48

Randolph Macon

Maryland leads, 4-1
1-9-29 H L 20-33
1-5-38 H W 43-27
12-14-39 H W 47-16
12-29-83 H1 W 58-52
1-7-86 H W 74-50
1-Maryland Invitational at College Park, Md. (Cole Field House)

Rhode Island

Maryland leads, 2-1
1-5-40 A L 53-59
12-26-54 N1 W 83-66
3-7-79 H2 W 67-65 (OT)
1-All-American City Tournament at Owensboro, Ky.; 2-National Invitation Tournament at College Park, Md. (Cole Field House)

Richmond

Maryland leads, 25-15
2-9-24 A W 24-22
1-12-26 H W 30-14
2-9-34 H L 33-44
2-8-35 H L 26-56
1-18-36 H W 28-24
12-17-36 A L 40-51
12-16-37 H L 26-31
12-13-38 A L 34-39
3-2-39 N1 W 47-32
1-13-40 H W 35-19
12-14-40 H L 36-48
1-31-41 A L 17-38
12-13-41 A W 41-23
12-10-42 H W 32-28
2-12-44 A L 34-65
2-16-46 H W 37-31
1-8-47 H L 39-41
2-15-47 A L 49-68
2-19-48 H W 80-53
2-26-48 A L 62-64
12-13-48 H L 45-54
2-24-49 A W 86-51
1-12-50 A L 49-59
2-21-50 H W 67-48
1-6-51 A W 48-42
2-21-51 H W 42-33
2-14-52 H W 55-45
2-27-52 A W 54-50
1-8-53 A W 63-60 (OT)
2-9-53 H L 46-49
1-4-54 A W 72-64
1-11-54 H L 71-73
2-1-71 H W 99-67
2-22-72 H W 76-61
12-2-72 A W 82-50
1-2-74 A W 96-60
11-18-74 H W 106-81
12-6-75 A W 98-71
1-4-77 H W 90-87
3-12-82 N2 W 66-50
1-So. Conf. Tournament at Raleigh, N.C. (Reynolds Coliseum); 2-National Invitation Tournament at New York, N.Y. (Madison Square Garden)

Rider

Maryland leads, 3-0
12-23-91 H W 83-89
11-30-93 H W 93-79
12-13-95 H W 83-67

Rutgers

The series is tied, 3-3
1-4-40 A W 51-39
2-19-41 H L 45-50
12-19-50 H W 51-45
1-12-52 A L 55-61
12-27-90 N1 W 86-81
12-28-91 N2 L 79-95
1-ECAC Holiday Festival at New York, N.Y. (Madison Square Garden); 2-Fiesta Bowl Classic at Tucson, Ariz. (McKale Center)

Sacramento State

Maryland leads, 1-0
12-24-89 N1 W 98-68
1-Chiamande Christmas Classic at Honolulu, Hawaii (Blaisdell Center)

St. Francis (Pa.)

Maryland leads, 1-0
12-30-55 H1 W 75-66
1-Mid-Winter Festival at College Park, Md. (Cole Field House)

St. John's (Annapolis)

Maryland leads, 9-5
1-23-14 A L 10-48
2-7-14 A L 15-38
1-25-28 H W 25-22
1-26-29 H W 20-18
2-25-30 H W 42-25
2-17-31 H W 32-27
2-17-32 H W 24-20
2-16-33 H W 34-22
2-15-34 H L 32-37
3-2-35 H L 17-24
2-12-36 H W 40-28
2-23-37 A L 37-39
2-23-38 H W 38-29
2-15-39 A W 48-20

St. John's

Series Tied, 2-2
1-2-42 A L 48-64
12-30-71 H1 W 90-69
3-18-99 N2 L 62-76
11-16-06 A3 W 92-60
1-Maryland Invitational at College Park, Md. (Cole Field House); 2-NCAA Tournament at Knoxville, Tenn. (Thompson-Boling Arena); 3-2K Sports College Hoops Classic at New York, N.Y. (Madison Square Garden)

St. Joseph's

Maryland leads, 3-1
3-18-72 N1 W 67-55
12-29-78 H2 W 62-56 (OT)
12-30-80 H2 W 74-57
12-8-82 H L 56-64
1-National Invitation Tournament at New York, N.Y. (Madison Square Garden); 2-Maryland Invitational at College Park, Md. (Cole Field House)

St. Louis

Maryland leads, 1-0
3-17-94 N1 W 74-66
1-NCAA Tournament at Wichita, Kan. (Kansas Coliseum)

Santa Clara

The series is tied, 1-1
12-22-73 N1 W 53-32
3-15-96 N2 L 79-91
1-Cable Car Classic at Oakland, Calif. (Oakland Coliseum); 2-NCAA Tournament at Tempe, Ariz. (Special Events Center)

Savannah state

Maryland leads, 1-0
1-2-08 H W 75-48

Seton Hall

Maryland leads, 2-1
12-30-41 A L 15-59
2-20-71 A W 56-55
12-29-75 H1 W 104-69
1-Maryland Invitational at College Park, Md. (Cole Field House)

Sienna

Maryland leads, 2-0
3-15-02 N1 W 85-70
12-31-06 H W 94-75
1-NCAA Tournament at Washington, D.C. (MCI Center)

South Carolina

Maryland leads, 31-27
1924-25 H W 38-22
2-24-33 N1 L 28-65
1-4-35 H W 35-21
1-29-40 A L 30-33
1-16-48 H W 68-54
2-21-48 A W 54-53
2-8-49 H W 79-49
2-19-49 A W 57-56
2-13-50 H L 56-61
2-24-50 A L 44-59
2-2-51 A L 43-70
2-12-51 H W 47-37
12-3-53 A W 53-49
12-18-53 H W 79-48
1-4-55 H W 68-51
1-10-55 A W 68-52
1-4-56 H W 76-57
1-9-56 A W 59-53
1-5-57 A L 60-58
1-14-57 H W 66-59
3-8-57 N2 L 64-74
1-3-58 A W 72-59
3-1-58 H W 99-59
1-9-59 A W 59-41
2-27-59 H W 75-45
1-8-60 H W 85-52
2-27-60 A W 72-55
1-7-61 H W 72-58
2-11-61 A L 61-64
1-6-62 H L 77-86
2-9-62 A L 68-85
1-5-63 H W 68-83
2-11-63 A W 51-44
1-6-64 H L 69-73 (OT)
2-29-64 A L 64-74
1-9-65 A W 75-70
2-27-65 H W 73-59
1-31-66 A W 78-63
2-25-66 H W 56-42
12-10-66 H L 63-85
1-30-67 A L 53-80
3-9-67 N3 L 54-57
12-9-67 H W 66-65
1-3-68 A L 59-68
12-7-68 A L 67-79
1-8-69 H L 67-69
3-6-69 N4 L 71-92
12-15-69 H L 68-101
1-10-70 A L 44-55
12-16-70 A L 70-96
1-9-71 H W 31-30 (OT)
3-11-71 N3 L 63-71
12-28-87 H W 82-77
12-5-88 A L 51-57
12-1-89 N5 L 51-52
12-29-90 N6 W 78-69
11-14-97 N7 L 72-76 (OT)
3-29-05 N8 L 67-75
1-So. Conf. Tournament at Raleigh, N.C. (Reynolds Coliseum); 2-ACC Tournament at Raleigh, N.C. (Reynolds Coliseum); 3-ACC Tournament at Greensboro, N.C. (Greensboro Coliseum); 4-ACC Tournament at Charlotte, N.C. (Charlotte Coliseum); 5-Central Fidelity Classic at Richmond, Va. (Robbins Center); 6-ECAC Holiday Festival at New York, N.Y. (Madison Square Garden); 7-Black Coaches Assoc. Classic at Minneapolis, Minn. (Target Center); 8-NIT Semifinals at New York, N.Y. (Madison Square Garden)

South Carolina State

Maryland leads, 1-0
12-27-98 H W 104-70

Tennessee

The series is tied, 2-2
12-5-49 A L 40-61
12-20-63 N1 L 59-70
3-8-80 N2 W 86-75
11-25-84 N3 W 72-49
1-VPI Tournament at Blacksburg, Va. (Virginia Tech Coliseum); 2-NCAA Tournament at Greensboro, N.C. (Greensboro Coliseum); 3-Great Alaska Shootout at Anchorage, Alaska (Sullivan Arena)

Southern Illinois

Maryland trails, 0-1
12-22-67 N1 L 72-73 (OT)
1-Sun Carnival Tournament at El Paso, Texas (Memorial Gymnasium)

South Florida

Maryland leads, 2-0
1-23-90 H W 84-66
1-19-91 A W 87-81

Stanford

Maryland leads, 3-0
12-28-85 N1 W 67-65
12-6-98 N2 W 62-60
3-24-01 N3 W 87-73
1-Hawaii-Pacific Tournament at Waiuku, Hawaii (War Memorial Coliseum); 2-BB&T Classic at Washington, D.C. (MCI Center); 3-NCAA Tournament at Anaheim, Calif. (Arrowhead Pond of Anaheim)

Staunton Military

Maryland trails, 0-1
1910-11 A L 24-58

Stevens Institute

Maryland leads, 4-1
1924-25 A W 21-19
1924-25 H W 21-17
1925-26 H L 24-27
1926-27 H W 27-18
1-30-28 H W 31-24

Stony Brook

Maryland leads, 1-0
12-6-00 H W 107-59

Syracuse

Maryland leads, 5-2
3-20-72 N1 W 71-65
12-30-72 H2 W 90-76
3-15-73 N3 W 91-75
12-29-76 H2 W 96-85
12-6-80 A4 W 83-73
3-20-04 N5 L 70-72
3-20-08 A6 L 72-88
1-National Invitation Tournament at New York, N.Y. (Madison Square Garden); 2-Maryland Invitational at College Park, Md. (Cole Field House); 3-NCAA Tournament at Charlotte, N.C. (Charlotte Coliseum); 4-Camer Classic at Syracuse, N.Y. (Camer Dome); 5-NCAA tournament at Denver, Colo. (Pepsi Center); 6-NIT at Syracuse, N.Y. (Camer Dome)

Tampa

Maryland leads, 2-0
1-30-54 A W 61-51
12-22-70 H W 80-72

Temple

The series is tied, 4-4
12-4-48 A L 49-67
3-14-58 N1 L 67-71
12-29-79 H2 W 85-63
2-28-98 N3 W 83-66
2-13-00 A L 65-73
11-9-01 N4 W 82-74
1-15-05 H W 60-69
1-29-06 A L 85-91
1-NCAA Tournament at Charlotte, N.C. (Charlotte Coliseum); 2-Maryland Invitational at College Park, Md. (Cole Field House); 3-at Baltimore, Md. (Baltimore Arena); 4-Coaches vs Cancer IKON Classic at New York, N.Y. (Madison Square Garden)

All-Time Records • 149

# MARYLAND

2002 NCAA CHAMPIONS  
2004 ACC CHAMPIONS

## Tennessee-Chattanooga

**Maryland leads, 2-0**

3-12-81	N1	W	81-69
3-17-83	N2	W	52-51

1-NCAA Tournament at Dayton, Ohio (Dayton Arena), 2-NCAA Tournament at Houston, Texas (The Summit)

## Texas-El Paso

**Maryland trails, 1-2**

12-21-67	A1	L	53-70
12-30-88	A2	L	51-69
3-18-04	N3	W	86-83

1-Sun Carnival Tournament at El Paso, Texas (Memorial Gymnasium), 2-Sun Bowl Tournament at El Paso, Texas (Special Events Center), 3-NCAA Tournament at Denver, Colo. (Pepsi Center)

## Texas

**Maryland leads, 1-0**

3-18-95	N1	W	82-68
---------	----	---	-------

1-NCAA Tournament at Salt Lake City, Utah (Jon Huntsman Center)

## Texas A&M Corpus Christi

**Maryland leads, 1-0**

1-4-06	H	W	99-73
--------	---	---	-------

## Texas Christian

**Maryland leads, 2-0**

11-25-88	N1	W	74-67
3-26-05	H2	W	85-73

1-Freedom Bowl Classic at Irvine, Calif. (Bren Events Center), 2-NIT Third Round at College Park, Md. (Comcast Center)

## Texas Tech

**Maryland leads, 1-0**

12-27-54	N1	W	58-54
----------	----	---	-------

1-All-American City Tournament at Owensboro, Ky.

## Towson

**Maryland leads, 12-0**

12-9-81	H	W	75-59
12-14-82	H	W	86-56
2-21-85	H	W	91-38
12-13-85	H	W	91-58
1-5-87	H	W	79-71
11-26-90	H	W	93-69
12-21-91	H	W	83-76
12-23-92	H	W	78-68
12-23-93	N1	W	109-71
12-12-94	H	W	120-73
11-27-95	N1	W	70-67
11-30-96	H	W	93-76

1-at Baltimore, Md. (Baltimore Arena)

## Tulane

**Maryland leads, 1-0**

11-19-99	H1	W	78-70
----------	----	---	-------

1-Preseason NIT at College Park, Md. (Cole Field House)

## Tulsa

**Maryland leads, 1-0**

12-28-64	N1	W	66-58
----------	----	---	-------

1-Hurricane Classic at Miami, Fla. (Miami Beach Convention Center)

## UC Irvine

**Maryland leads, 1-0**

12-11-90	H	W	93-79
----------	---	---	-------

## UCLA

**Maryland trails, 2-6**

12-1-73	A	L	64-65
12-28-74	H1	L	75-81
12-29-81	A	L	57-90
12-23-82	H	W	80-79 (OT)
12-9-95	N2	L	63-73
11-27-98	N3	W	76-54
3-18-00	N4	L	70-105
11-19-07	N5	L	58-71

1-Maryland Invitational at College Park, Md. (Cole Field House), 2-John Wooden Classic at Anaheim, Calif. (Arrowhead Pond of Anaheim), 3-Puerto Rico Shootout at Bayamon, P.R. (Eugenio Guerra Sports Complex), 4-NCAA Tournament at Minneapolis, Minn. (HHH Metrodome), 5-CBE Classic at Kansas City, Mo. (Sprint Center)

## UC Santa Barbara

**Maryland leads, 1-0**

3-18-88	N1	W	92-82
---------	----	---	-------

1-NCAA Tournament at Cincinnati, Ohio (Riverfront Coliseum)

## UNC Asheville

**Maryland leads, 2-0**

12-22-97	H	W	110-52
12-12-04	H	W	96-72

## UNC Greensboro

**Maryland leads, 2-0**

2-25-92	H	W	84-55
12-23-03	H	W	85-58

## UNC Wilmington

**Maryland leads, 2-0**

12-27-97	H	W	74-36
3-21-03	N1	W	75-73

1-NCAA Tournament at Nashville, Tenn. (Gaylord Entertainment Center)

## UNLV

**Maryland trails, 1-4**

2-4-78	H	W	81-68
12-4-78	A	L	88-94
1-19-85	A	L	76-78
12-7-85	H	L	61-64
3-16-86	N1	L	64-70

1-NCAA Tournament at Long Beach, Calif. (Long Beach Arena)

## U.S. Merchant Marines

**Maryland trails, 1-3**

2-27-45	A	L	41-54
2-14-46	H	W	43-39
2-26-46	A	L	31-48
2-19-47	A	L	47-73

## Utah

**Maryland leads, 1-0**

11-22-94	N1	W	90-78
----------	----	---	-------

1-Maur Invitational at Lahaina, Hawaii (Lahaina Civic Center)

## Utah State

**Maryland leads, 1-0**

3-12-98	N1	W	82-68
---------	----	---	-------

1-NCAA Tournament at Sacramento, Calif. (Arco Arena)

## Valparaiso

**Maryland leads, 1-0**

3-11-99	N1	W	82-60
---------	----	---	-------

1-NCAA Tournament at Orlando, Fla. (Orlando Arena)

## Vanderbilt

**Maryland leads, 1-0**

12-28-57	N1	W	71-56
----------	----	---	-------

1-Sugar Bowl Tournament at New Orleans, La. (Loyola Field House)

## Vermont

**Maryland leads, 1-0**

11-8-06	H1	W	102-75
---------	----	---	--------

1-ZK Sports College Hoops Classic at College Park, Md. (Comcast Center)

## Villanova

**Maryland trails, 1-2**

1-27-85	H	W	77-74
3-22-85	N1	L	43-46
2-1-86	A	L	62-64

1-NCAA Tournament at Birmingham, Ala. (Birmingham Coliseum)

## Virginia

**Maryland leads, 102-66**

1923-24	H	L	13-26
1924-25	H	W	24-18
1924-25	A	W	36-25
1925-26	A	L	28-34
1925-26	H	W	30-21
1926-27	A	L	17-22
1926-27	H	W	29-28 (OT)
1-27-28	H	W	26-20
2-13-28	A	L	12-34
1-15-29	A	W	30-22

2-1-29	H	L	22-25
1-14-30	H	W	54-20
2-15-30	H	W	51-29
2-2-31	A	L	31-34
2-13-31	H	W	34-21
2-1-32	A	W	36-31
2-13-32	H	W	46-18
1-31-33	A	L	19-26
2-9-33	H	W	37-28
1-26-34	A	W	43-20
2-6-34	H	W	28-25
2-2-35	H	W	44-24
2-20-35	A	W	33-32
2-6-36	H	W	40-34
1-23-37	H	W	37-23
1-27-38	A	W	39-23
1-28-39	H	W	31-21
2-6-41	A	L	18-47
1-9-42	A	W	35-34
1-29-42	H	W	36-26
1-9-43	H	W	53-49
2-15-43	A	W	56-42
1-8-44	A	L	20-52
2-5-44	H	L	26-49
2-3-45	A	L	26-57
2-10-45	H	L	33-61
1-23-46	A	L	45-48
2-9-46	H	W	37-36
1-12-48	A	L	44-64
2-16-48	H	L	56-68
12-16-48	H	L	47-53
1-7-49	A	L	43-79
12-6-49	A	L	56-66
2-14-50	H	W	70-52
12-1-50	H	W	59-57
12-13-50	A	W	46-43
12-2-51	A	W	59-42
1-7-52	H	W	63-53
12-2-52	H	W	71-61
1-5-53	A	W	59-56
1-5-54	H	W	70-64
1-18-54	A	W	70-56
12-14-54	A	W	72-69
1-6-55	H	W	78-65
3-3-55	N1	L	67-68 (OT)
12-2-55	H	W	67-55
2-23-56	A	L	60-73
12-1-56	A	W	67-63
1-1-57	N2	W	43-39
2-12-57	H	W	85-64
3-7-57	N1	W	71-68
2-7-58	A	W	87-66
2-18-58	H	W	69-56
3-6-58	N1	W	70-66
12-10-58	H	W	63-56
2-18-59	A	L	50-62
3-5-59	N1	L	65-66
12-9-59	H	W	70-62
2-10-60	A	W	44-43
12-3-60	A	W	57-52
2-22-61	H	W	77-62
12-18-61	A	W	91-70
2-21-62	H	L	68-72
12-15-62	A	W	67-61
2-16-63	H	L	69-71
12-2-63	H	W	68-58
2-20-64	A	L	73-79
12-5-64	A	L	59-61
2-17-65	H	W	52-47
1-5-66	H	L	62-65
2-16-66	A	W	71-64
12-13-66	A	W	85-65
2-13-67	H	W	87-76
2-13-68	H	W	85-76
2-28-68	A	L	68-70
1-16-69	H	L	77-78
2-15-69	A	L	78-84
2-11-70	A	L	69-71
2-28-70	H	W	79-71
12-10-71	A	L	63-78
3-6-71	H	W	89-84 (OT)
12-8-71	A	L	57-78
3-4-72	H	W	45-42
3-10-72	N3	W	62-57
1-9-73	H	W	93-74
3-3-73	A	W	92-81
2-6-74	A	W	88-81
3-2-74	H	W	110-75
2-4-75	H	W	86-79
2-19-75	A	W	70-51
2-27-76	A	W	69-66
2-28-76	H	W	81-73
3-5-76	N4	L	65-73
2-2-77	H	W	82-67
2-26-77	A	L	68-77
2-1-78	A	L	64-66
2-25-78	H	L	70-79

1-31-79	H	L	63-69
2-21-79	A	L	72-75
1-30-80	A	W	63-61
2-23-80	H	W	82-71
1-14-81	H	L	64-66
2-28-81	A	L	63-74
3-6-81	N4	W	85-62
1-12-82	A	L	40-45 (OT)
2-27-82	H	W	47-46 (OT)
1-8-83	H	L	64-83
3-7-83	A	L	81-83
1-31-84	A	W	67-66
3-4-84	H	W	74-65
1-30-85	H	W	71-58
3-3-85	A	W	60-55
1-19-86	A	L	49-70
3-1-86	H	W	87-72
1-10-87	H	L	64-71
3-1-87	A	L	77-82
1-20-88	A	L	72-84
3-5-88	H	W	69-63
1-17-89	H	L	58-64 (OT)
3-5-89	A	L	59-66
1-17-90	A	W	74-72
3-3-90	H	W	89-74
1-16-91	H	L	62-76
3-2-91	A	W	78-74 (OT)
1-29-92	A	L	75-82
3-7-92	H	L	74-76
2-4-93	H	L	68-70
3-9-93	A	L	74-88
2-2-94	A	L	66-73
3-5-94	H	W	70-68
3-11-94	N5	L	63-69
2-1-95	H	W	71-62
3-5-95	A	L	67-92
2-1-96	A	W	80-72
3-2-96	H	W	83-71
1-4-97	H	W	78-62
3-2-97	A	L	74-81
2-1-98	H	W	77-70
2-24-98	A	W	74-66
1-7-99	A	W	71-66
2-6-99	H	W	88-72
2-2-00	H	W	91-79
3-4-00	A	L	87-89 (OT)
1-31-01	A	L	78-99
1-31-02	A	W	91-87





5-10-84	N4	W	66-64
2-6-85	A	W	64-62
2-24-85	H	W	69-66
1-29-86	H	W	77-55
2-26-86	A3	W	59-48
2-2-87	A	L	58-69
2-22-87	H	L	68-75
1-2-88	H	W	93-76
2-27-88	A3	W	70-65
1-4-89	A	L	60-70
2-25-89	H	L	61-75
1-4-90	H	W	88-82
2-24-90	A	L	74-84
1-2-91	A	L	62-74
2-23-91	H	W	86-78
2-16-92	H	L	76-86
3-5-92	A	W	77-66
1-16-93	H	L	73-86
2-17-93	A	L	64-88
1-15-94	A	W	61-58
2-16-94	H	W	81-58
1-14-95	H	W	76-66
2-15-95	A	L	54-63
1-13-96	A	L	64-77
2-15-96	H	L	78-85
1-19-97	A	W	54-51
2-1-97	H	L	69-74
1-17-98	A	L	60-72
2-19-98	H	L	79-83
12-3-98	H	W	92-69
1-31-99	A	L	72-85
1-19-00	H	W	71-53
2-19-00	A	W	73-67
1-17-01	H	W	81-71
2-17-01	A	W	73-57
3-9-01	N5	W	71-53
1-23-02	A	W	85-83
2-24-02	H	W	90-89
1-15-03	A	L	72-81
2-17-03	H	W	90-67
1-23-04	A	L	85-93
2-28-04	H	L	83-91
3-12-04	N4	W	87-86
1-11-05	A	L	66-81
1-15-06	H	W	90-86
2-3-07	A	W	79-72
1-15-08	H	W	71-64

2-28-08 A W 74-70  
 1-So. Conf. Tournament at Raleigh N.C. (Reynolds Coliseum), 2-ACC Tournament at Raleigh N.C. (Reynolds Coliseum), 3-at Greensboro, N.C. (Greensboro Coliseum), 4-ACC Tournament at Greensboro N.C. (Greensboro Coliseum), 5-ACC Tournament at Atlanta, Ga. (Georgia Dome)

## ACC SERIES PROFILE

**Terps at Home: 35-17**  
**Terps at Cole Field House: 31-15**  
**Terps at Comcast Center: 3-1**  
**Terps on the Road: 22-33**  
**Terps at Neutral Sites: 4-1**  
**Terps since 1953-94: 59-51**  
**Last 10 Games: 6-4**  
**Current Streak: MD won 4**  
**Longest UM Win Streak: 7**  
**Longest WFU Win Streak: 6**  
**Largest Win Margin: 29 (105-76 on Jan. 22, 1973)**  
**Largest Loss Margin: 39 (80-41 on Feb. 28, 1983)**  
**Most UM Points Scored: 105**  
**Most WFU Points Scored: 104**

## Washington College

Maryland leads, 13-4

1924-25	H	L	16-27
1925-26	H	W	30-26
1926-27	H	L	18-22
1926-27	A	L	16-21
2-17-28	H	W	22-20
2-11-31	H	L	32-33
2-10-32	H	W	36-16
2-8-33	H	W	35-27
2-17-34	H	W	44-33
1-16-35	H	W	43-27
1-23-36	H	W	46-34
2-18-36	A	W	56-30
1-20-37	H	W	41-20
2-16-38	A	W	43-42
2-24-39	H	W	47-37
2-22-41	H	W	26-18
1-16-42	H	W	26-25

## Washington & Lee

Maryland leads, 27-26

1910-11	A	L	17-46
1-31-11	H	L	24-29
2-3-14	A	L	8-63
1923-24	H	W	22-21
1925-26	H	W	40-27
1925-26	A	W	33-20
1926-27	H	W	44-32
1926-27	A	L	32-34
12-19-27	H	W	38-24
1-13-28	A	W	31-28
2-2-29	H	L	22-47
2-6-29	A	L	18-42
2-3-30	H	L	25-29
2-13-30	A	L	21-36
1-10-31	A	W	36-21
2-3-31	H	W	28-17
1-15-32	A	W	42-38
2-15-32	H	W	49-19
1-14-33	A	L	40-43
2-11-33	H	W	46-28
3-1-34	N1	L	37-45
2-16-35	H	L	29-33
1-10-36	A	L	27-30
2-11-36	H	L	54-55
3-6-36	N1	L	32-38
1-8-37	A	L	27-51
2-18-37	H	L	35-41
1-7-38	A	L	29-31
2-5-38	H	W	36-32
2-11-39	H	W	39-37
1-20-40	H	L	25-44
2-8-40	A	L	19-39
2-28-40	N1	W	43-30
1-14-41	A	L	41-59
2-8-41	H	L	15-42
2-3-42	A	L	44-52
2-7-42	H	L	28-30
1-15-43	A	L	40-50
2-13-43	H	W	55-35
1-16-47	A	W	65-60
1-31-47	H	W	59-50
12-17-47	A	L	64-70
2-7-48	H	W	64-38
2-5-49	A	W	66-60
12-10-49	H	W	65-46

12-18-50	H	W	52-43
2-7-51	A	L	85-83
12-5-51	H	W	71-51
12-19-51	A	W	51-43
12-18-52	A	W	58-40
2-14-53	H	W	87-56
2-4-54	A	W	51-25
2-11-54	H	W	76-43

1-So. Conf. Tournament at Raleigh, N.C. (Reynolds Coliseum)

## Washington Y.M.C.A.

Maryland trails, 0-1  
 1904-05 L

## West Virginia

Maryland trails, 14-23

1925-26	H	W	25-15
1-5-34	A	L	24-26
1-2-35	H	L	29-39
2-10-36	A	L	26-51
12-19-41	A	L	36-63
2-14-42	H	L	27-41
2-23-46	H	L	33-35
12-14-46	A	L	43-81
2-14-51	H	L	64-70
12-15-51	A	L	36-39
12-13-52	H	W	52-45
12-14-53	A	L	71-87
12-14-63	H	W	74-72
2-5-64	A	L	67-91
12-12-64	H	L	73-80
2-10-65	A	W	86-78
12-21-65	A	L	74-76
2-12-66	H	W	107-92
1-11-67	A	W	82-81
1-28-67	H	L	58-61
1-10-68	H	W	79-75
2-10-68	A	L	66-83
12-4-68	A	L	65-86
2-8-69	H	W	91-84
1-7-70	H	W	83-76
2-25-70	A	L	76-83
2-27-71	H	L	81-83
3-17-84	N1	W	102-77

12-1-84	H	W	56-47
12-12-85	A	W	42-41
1-21-87	H	W	65-62
12-5-87	A	L	49-75
12-27-88	H	L	61-69
12-1-90	A	L	85-90
12-7-91	H	W	101-91
12-5-92	A	L	72-86
12-7-03	N2	L	77-76

1-NCAA Tournament at Birmingham, Ala. (Birmingham Coliseum), 2-BB&T Classic at Washington, D.C. (MCI Center)

## Western Carolina

Maryland leads, 2-0  
 11-14-98 H W 113-46  
 12-7-05 H W 87-57

## Western Kentucky

Maryland leads, 2-0  
 12-29-71 H1 W 103-67  
 12-28-77 H1 W 91-78

1-Maryland Invitational at College Park, Md. (Cole Field House)

## Western Maryland

Maryland leads, 12-0

1926-27	H	W	32-25
2-24-28	H	W	30-29
2-15-29	H	W	32-17
2-6-30	H	W	37-18
2-14-31	H	W	45-35
2-12-32	H	W	25-15
2-18-33	H	W	37-32
2-10-34	H	W	49-33
1-14-37	H	W	48-36
12-12-39	H	W	48-32
12-17-46	H	W	49-39
12-11-47	A	W	63-58

## Wichita State

Maryland leads, 1-0  
 12-28-68 N1 W 95-83

1-Charlotte Invitational at Charlotte, N.C. (Charlotte Coliseum)

## Widener College

Maryland trails, 0-2  
 1910-11 A L 19-50  
 2-28-14 A L

## William & Mary

Maryland leads, 22-8

12-20-28	H	W	30-20
12-13-29	H	W	27-23
1-30-36	H	W	41-39
2-9-37	H	W	41-29
2-10-38	H	W	45-38
2-14-39	H	L	49-57
2-14-41	H	L	40-56
12-16-41	A	L	34-39
2-13-42	H	W	42-32
2-23-43	H	W	51-36
2-17-45	A	W	53-46
2-20-46	A	L	36-42
1-10-50	H	L	52-56
1-21-50	A	L	56-64
12-11-50	H	W	48-41
2-17-51	A	L	50-55
12-12-51	H	W	54-53
2-16-52	A	L	66-71
12-4-52	H	W	64-61
2-17-53	A	W	79-57
12-8-53	A	W	69-54
2-25-54	H	W	74-55
2-5-55	A	W	67-62
12-8-55	H	W	52-51
1-3-81	H	W	69-64
1-27-82	A	W	50-43
1-5-83	H	W	56-51
1-7-84	H	W	58-44
12-5-85	H	W	77-48
12-27-01	H	W	103-75

Maryland leads, 4-0

12-27-86	H	W	76-58
12-3-87	H	W	65-52
12-7-89	H	W	76-65
11-20-06	H	W	71-60

## Winthrop

Maryland leads, 4-0

## Wisconsin

Maryland trails, 1-4

12-30-31	A	L	30-32
12-23-32	H	L	13-22
11-29-00	N1	L	75-78
3-17-02	N2	W	87-57
12-2-03	H3	W	73-67
11-30-04	A4	L	64-69

1-ACC Big Ten Challenge at Milwaukee, Wisc. (Bradley Center), 2-NCAA Tournament at Washington, D.C. (MCI Center), 3-ACC Big Ten Challenge at College Park, Md. (Comcast Center), 4-ACC Big Ten Challenge at Madison, Wisc. (Kohl Center)

## Woodrow General Hospital

The series is tied, 1-1  
 2-9-44 H W 48-26  
 2-18-44 A L 25-35

## Wyoming

Maryland leads, 1-0  
 12-31-60 N1 W 84-77

1-Dixie Classic at Raleigh, N.C. (Reynolds Coliseum)

## Xavier

Maryland leads, 2-0

12-28-76	H1	W	84-74
3-23-03	N1	W	77-64

1-Mark and Invitational at College Park, Md. (Cole Field House), 1-NCAA Tournament at Nashville, Tenn. (Gaylord Entertainment Center)

## Yale

Maryland leads, 1-0  
 1-4-60 H W 103-80



## Regular Season Tournaments

Total In-Season Tournaments: 63  
Overall Record: 102-41 (.713)  
Total Championships: 28  
Runner-Ups: 12

### All-American City Tournament (Owensboro, Ky.)

12-30-53	vs. Arizona State	W	65-50
12-31-53	vs. Evansville	W	66-58
1-2-54	vs. Kentucky Wesleyan	W	54-37 (champions)
12-27-54	vs. Texas Tech	W	58-54
12-28-54	vs. Rhode Island	W	83-66
12-30-54	vs. Cincinnati	W	78-61 (champions)
12-30-56	vs. Montana State	W	89-72
12-31-56	vs. New Mexico A&M	L	43-45
1-1-57	vs. Virginia	W	43-39

### BB&T Bank/Children's Charities Classic (Landover, Md./Washington, D.C.) \*

12-2-95	vs. Massachusetts	L	47-50
12-3-95	vs. George Washington	W	99-81
12-8-96	vs. California	W	80-64
12-9-96	vs. George Washington	W	74-68 (champions)
12-7-97	vs. Kansas	W	86-83
12-8-97	vs. George Washington	L	66-70
12-6-98	vs. Stanford	W	62-60
12-7-98	vs. DePaul	W	92-75 (champions)
12-4-99	vs. Illinois	W	69-67
12-5-99	vs. George Washington	L	69-74
12-2-00	vs. Michigan	W	82-51
12-3-00	vs. George Washington	W	71-63 (champions)
12-2-01	vs. Princeton	W	61-53
12-3-01	vs. Connecticut	W	77-65 (champions)
12-7-02	vs. Notre Dame	L	67-79
12-8-02	vs. George Washington	W	93-82
12-6-03	vs. Gonzaga	L	68-82
12-7-03	vs. West Virginia	L	77-78 (OT)
12-4-04	vs. George Mason	W	78-54
12-5-05	vs. George Washington	L	92-101
12-3-06	vs. Notre Dame	L	74-81


12-2-07 vs. Virginia Commonwealth L 76-85  
\* Known as the Franklin National Bank/Children's Charities Classic in its first three seasons. Held at US Airways Arena (Landover, Md.) in 1995 and 1996, moved to MCI Center (Washington, D.C.) in 1997.

### Blue Grass Festival (Louisville, Ky.)

12-28-59	vs. Indiana	L	63-72
12-29-59	vs. Fordham	W	76-54

### Cable Car Classic (San Francisco, Calif.)

12-21-73	vs. San Francisco	W	78-60
12-22-73	vs. Santa Clara	W	53-32 (champions)



2006 Coaches vs. Cancer Classic Champions

### Carrier Classic

(Syracuse, N.Y.)

12-5-80	vs. Wagner	W	96-73
12-6-80	vs. Syracuse	W	83-73 (champions)

### CBE Classic (Kansas City, Mo.)

11-11-07	vs. North Florida <sup>1</sup>	W	79-50
11-12-07	vs. Hampton <sup>1</sup>	W	70-64
11-19-07	vs. UCLA	L	59-71
11-20-07	vs. Missouri	L	70-84 (champions)

<sup>1</sup>College Park, Md. (Comcast Center)

### Central Fidelity Classic (Richmond, Va.)

12-1-89	vs. South Carolina	L	51-52
12-2-89	vs. Army	W	78-60

### Chaminade Christmas Classic (Honolulu, Hawaii)

12-22-89	vs. George Mason	W	104-86
12-23-89	vs. East Tennessee St.	W	91-86
12-24-89	vs. Sacramento State	W	98-68 (champions)

### Charlotte Invitational

(Charlotte, N.C.)

12-28-66	vs. Davidson	W	66-55
12-29-66	vs. Army	W	57-54 (champions)
12-27-68	vs. Davidson	L	69-83
12-28-68	vs. Wichita	W	95-83

### Coaches vs. Cancer Classic

(New York, N.Y.)

11-8-01	vs. Arizona	L	67-71
11-9-01	vs. Temple	W	82-74
11-7-06	vs. Hampton <sup>1</sup>	W	102-75
11-8-06	vs. Vermont <sup>1</sup>	W	81-63
11-16-06	vs. St. John's	W	92-60
11-17-06	vs. Michigan State	W	62-60 (champions)

<sup>1</sup>College Park, Md. (Comcast Center)

### Dixie Classic

(Raleigh, N.C.)

12-29-60	vs. North Carolina	L	57-81
12-30-60	vs. NC State	L	67-75
12-31-60	vs. Wyoming	W	84-77

### ECAC Holiday Festival

(New York, N.Y.)

12-27-90	vs. Rutgers	W	86-81
12-29-90	vs. South Carolina	W	78-69 (champions)

### Evansville Holiday Tournament

(Evansville, Ind.)

12-27-63	vs. Arizona	L	54-57
12-28-63	vs. Columbia	W	82-76



## Fiesta Bowl Classic

(Tucson, Ariz.)

12-28-91	vs. Rutgers	L	79-95
12-30-91	vs. Evansville	L	64-75

## Freedom Bowl Classic

(Irvine, Calif.)

11-25-88	vs. Texas Christian	W	74-67
11-26-88	vs. Georgia State	W	69-62 (champions)

## Great Alaska Shootout

(Anchorage, Alaska)

11-23-84	vs. Kansas	L	56-58
11-24-84	vs. Alaska-Anchorage	W	54-52
11-25-84	vs. Tennessee	W	72-49

## Hall of Fame Classic

(Springfield, Mass.)

12-28-93	vs. Hofstra	W	93-67
12-29-93	vs. Massachusetts	L	80-94

## Hawaii Pacific Tournament

(Wailuku, Hawaii)

12-28-85	vs. Stanford	W	67-65
12-29-85	vs. Hawaii-Pacific	W	92-85 (champions)

## Hurricane Classic

(Miami, Fla.)

12-28-64	vs. Tulsa	W	66-59
12-29-64	vs. Miami (Fla.)	L	73-80

## MCI Harbor Classic

(Baltimore, Md.)

11-27-87	vs. Loyola (Md.)	W	74-60
11-28-87	vs. Mississippi	W	77-69 (champions)

## Marshall Invitational

(Huntington, W.Va.)

12-20-68	vs. Marshall	W	89-80
12-21-68	vs. Miami (Fla.)	L	85-92

## Maryland Invitational Tournament

(College Park, Md.)

12-19-69	Army	L	54-69
12-20-69	Fordham	W	94-71

12-29-71	Western Kentucky	W	103-67
12-30-71	St. John's	W	90-69 (champions)

12-29-72	Georgia Tech	W	90-55
12-30-72	Syracuse	W	90-76 (champions)

12-29-73	Holy Cross	W	102-75
12-30-73	Boston College	W	58-37 (champions)

12-27-74	Georgia Tech	W	105-67
12-28-74	UCLA	L	75-81

12-29-75	Seton Hall	W	104-69
12-30-75	Princeton	W	66-59 (champions)

12-28-76	Xavier	W	84-74
12-29-76	Syracuse	W	96-85 (champions)

12-28-77	Western Kentucky	W	91-78
12-29-77	Georgia Tech	W	65-63 (champions)

12-29-78	St. Joseph's	W	62-56 (OT)
12-30-78	Southern California	W	83-79 (champions)

12-28-79	Miami-OH	W	115-76
12-29-79	Temple	W	85-63 (champions)

12-29-80	Marshall	W	114-89
12-30-80	St. Joseph's	W	74-57 (champions)

12-29-83	Randolph Macon	W	58-52
12-30-83	La Salle	W	96-83 (champions)

## Maui Invitational

(Lahaina, Hawaii)

11-21-94	vs. Chaminade	W	95-67
11-22-94	vs. Utah	W	90-78
11-23-94	vs. Arizona State	L	90-97

11-20-00	vs. Louisville	W	95-73
11-21-00	vs. Illinois	L	80-90
11-22-00	vs. Dayton	L	71-77

11-21-05	vs. Gonzaga	L	76-88
11-22-05	vs. Chaminade	W	98-69
11-23-05	vs. Arkansas	W	75-62

## Memphis Invitational

(Memphis, Tenn.)

12-16-66	vs. Oklahoma State	W	50-49
12-17-66	vs. Memphis State	L	53-55

## Mid-Winter Festival

(College Park, Md.)

12-29-55	Michigan State	L	75-95
12-30-55	St. Francis (Pa.)	W	75-66

## Preseason NIT

(New York, N.Y.)

11-17-99	San Francisco <sup>1</sup>	W	71-61
11-19-99	Tulane <sup>1</sup>	W	78-70
11-24-99	vs. Kentucky	L	58-61
11-26-99	vs. Notre Dame	W	72-67

1-College Park, Md. (Cole Field House)

## Puerto Rico Shootout

(Bayamon, P.R.)

11-26-98	vs. AU-Puerto Rico	W	82-32
11-27-98	vs. UCLA	W	70-54
11-28-98	vs. Pittsburgh	W	87-52 (champions)

## Rainbow Classic

(Honolulu, Hawaii)

12-25-84	vs. Iowa	W	78-68 (OT)
12-27-84	vs. Hawaii	W	79-71
12-28-84	vs. Georgia Tech	L	69-70

12-27-96	vs. Pittsburgh	W	66-63
12-28-96	vs. Hawaii	W	76-59
12-30-96	vs. Georgia	L	65-73 (OT)

## Sugar Bowl Tournament

(New Orleans, La.)

12-28-57	vs. Vanderbilt	W	71-56
12-30-57	vs. Memphis State	L	46-47 (3OT)

12-29-58	vs. Mississippi State	L	45-56
12-30-58	vs. Loyola (Md.)	W	54-50

12-29-61	vs. Mississippi State	L	62-64
12-30-61	vs. Louisville	L	64-83

12-29-65	vs. Houston	W	69-68
12-30-65	vs. Dayton	W	77-75 (champions)

## Sun Bowl Tournament

(El Paso, Texas)

12-29-88	vs. Lamar	W	74-65
12-30-88	vs. Texas-El Paso	L	51-69

## Sun Carnival Tournament

(El Paso, Texas)

12-21-67	vs. Texas-El Paso	L	53-70
12-22-67	vs. Southern Illinois	L	72-73 (OT)

## Tip-Off Tournament

(Landover, Md.)

11-27-77	vs. American	W	78-65
11-28-77	vs. Georgetown	W	91-87 (champions)

## Virginia Tech Tournament

(Blacksburg, Va.)

12-20-63	vs. Tennessee	L	59-70
12-21-63	vs. Louisiana State	W	75-65



2005 Maui Invitational

## ACC Tournament History

### 1954, Reynolds Coliseum (Raleigh, N.C.)

#2 Maryland def. #7 Clemson	75-59	H: 38-25	
#2 Maryland lost to #3 Wake Forest	56-64 (ot)	H: 29-29	R: 50-50

### 1955, Reynolds Coliseum (Raleigh, N.C.)

#3 Maryland lost to #6 Virginia	67-68 (ot)	H: 33-35	R: 59-59
---------------------------------	------------	----------	----------

### 1956, Reynolds Coliseum (Raleigh, N.C.)

#5 Maryland lost to #4 Duke	69-94	H: 33-44	
-----------------------------	-------	----------	--

### 1957, Reynolds Coliseum (Raleigh, N.C.)

#2 Maryland def. #7 Virginia	71-68	H: 35-35	
#2 Maryland lost to #6 South Carolina	64-74	H: 30-30	

### 1958, Reynolds Coliseum (Raleigh, N.C.)

#4 Maryland def. #5 Virginia	70-66	H: 40-35	
#4 Maryland def. #1 Duke	71-65 (ot)	H: 29-23	R: 61-61
#4 Maryland def. #3 North Carolina	86-74	H: 27-34	

### 1959, Reynolds Coliseum (Raleigh, N.C.)

#4 Maryland lost to #5 Virginia	65-66	H: 33-23	
---------------------------------	-------	----------	--

### 1960, Reynolds Coliseum (Raleigh, N.C.)

#3 Maryland lost to #6 N.C. State	58-74	H: 33-36	
-----------------------------------	-------	----------	--

### 1961, Reynolds Coliseum (Raleigh, N.C.)

#4 Maryland def. #5 Clemson	91-75	H: 38-27	
#4 Maryland lost to #1 Wake Forest	76-98	H: 27-44	

### 1962, Reynolds Coliseum (Raleigh, N.C.)

#7 Maryland lost to #2 Duke	58-71	H: 30-32	
-----------------------------	-------	----------	--

### 1963, Reynolds Coliseum (Raleigh, N.C.)

#7 Maryland lost to #2 Wake Forest	41-80	H: 21-34	
------------------------------------	-------	----------	--

### 1964, Reynolds Coliseum (Raleigh, N.C.)

#3 Maryland lost to #6 Clemson	67-81	H: 29-37	
--------------------------------	-------	----------	--

### 1965, Reynolds Coliseum (Raleigh, N.C.)

#3 Maryland def. #6 Clemson	61-50	H: 32-27	
#3 Maryland lost to #2 N.C. State	67-76	H: 27-38	

### 1966, Reynolds Coliseum (Raleigh, N.C.)

#5 Maryland lost to #4 North Carolina	70-77	H: 38-36	
---------------------------------------	-------	----------	--

### 1967, Greensboro Coliseum (Greensboro, N.C.)

#6 Maryland lost to #3 South Carolina	52-60	H: 30-28	
---------------------------------------	-------	----------	--

### 1968, Charlotte Coliseum (Charlotte, N.C.)

#6 Maryland lost to #3 N.C. State	54-63	H: 25-29	
-----------------------------------	-------	----------	--

### 1969, Charlotte Coliseum (Charlotte, N.C.)

#7 Maryland lost to #2 South Carolina	71-92	H: 34-42	
---------------------------------------	-------	----------	--

### 1970, Charlotte Coliseum (Charlotte, N.C.)

#6 Maryland lost to #3 N.C. State	57-67	H: 31-29	
-----------------------------------	-------	----------	--

### 1971, Greensboro Coliseum (Greensboro, N.C.)

#7 Maryland lost to #2 South Carolina	63-71	H: 27-37	
---------------------------------------	-------	----------	--

### 1972, Greensboro Coliseum (Greensboro, N.C.)

#2 Maryland def. #7 Clemson	54-52	H: 22-28	
#2 Maryland def. #4 Virginia	63-48	H: 35-23	
#2 Maryland lost to #1 North Carolina	64-73	H: 29-41	

### 1973, Greensboro Coliseum (Greensboro, N.C.)

#3 Maryland def. #6 Clemson	77-61	H: 31-26	
#3 Maryland def. #7 Wake Forest	73-65	H: 30-34	
#3 Maryland lost to #1 N.C. State	74-76	H: 32-32	

### 1974, Greensboro Coliseum (Greensboro, N.C.)

#2 Maryland def. #7 Duke	85-66	H: 42-26	
#2 Maryland def. #3 North Carolina	105-85	H: 50-34	
#2 Maryland lost to #1 N.C. State	100-103 (ot)	H: 55-50	R: 97-97

### 1975, Greensboro Coliseum (Greensboro, N.C.)

#1 Maryland, bye			
#1 Maryland lost to #4 N.C. State	85-87	H: 42-49	

### 1976, Capital Centre (Landover, Md.)

#2 Maryland def. #7 Duke	80-78 (ot)	H: 39-46	R: 74-74
#2 Maryland lost to #6 Virginia	65-73	H: 31-37	

### 1977, Greensboro Coliseum (Greensboro, N.C.)

#4 Maryland lost to #5 N.C. State	72-82	H: 35-49	
-----------------------------------	-------	----------	--

### 1978, Greensboro Coliseum (Greensboro, N.C.)

#6 Maryland def. #3 N.C. State	109-108 (3ot)	H: 48-36	R: 84-84
		1ot: 92-92	2ot: 98-98
#6 Maryland lost to #2 Duke	69-81	H: 31-37	

### 1979, Greensboro Coliseum (Greensboro, N.C.)

#4 Maryland def. #5 Clemson	75-67	H: 40-33	
#4 Maryland lost to #1 North Carolina	79-102	H: 29-43	

### 1980, Greensboro Coliseum (Greensboro, N.C.)

#1 Maryland def. #8 Georgia Tech	51-49 (ot)	H: 26-25	R: 43-43
#1 Maryland def. #4 Clemson	91-85	H: 56-40	
#1 Maryland lost to #6 Duke	72-73	H: 37-33	

### 1981, Capital Centre (Landover, Md.)

#4 Maryland def. #5 Duke	56-53	H: 29-22	
#4 Maryland def. #1 Virginia	85-62	H: 35-25	
#4 Maryland lost to #2 North Carolina	60-61	H: 26-32	

### 1982, Greensboro Coliseum (Greensboro, N.C.)

#5 Maryland lost to #4 N.C. State	28-40	H: 11-13	
-----------------------------------	-------	----------	--

### 1983, The Omni (Atlanta, Ga.)

#3 Maryland lost to #6 Georgia Tech	58-64 (ot)	H: 19-26	R: 47-47
-------------------------------------	------------	----------	----------

### 1984, Greensboro Coliseum (Greensboro, N.C.)

#2 Maryland def. #7 N.C. State	69-63	H: 34-31	
#2 Maryland def. #3 Wake Forest	66-64	H: 33-20	
#2 Maryland def. #4 Duke	74-62	H: 27-30	

### 1985, The Omni (Atlanta, Ga.)

#5 Maryland lost to #4 Duke	73-86	H: 37-43	
-----------------------------	-------	----------	--

### 1986, Greensboro Coliseum (Greensboro, N.C.)

#6 Maryland def. #3 North Carolina	85-75	H: 28-34	
#6 Maryland lost to #2 Georgia Tech	62-64	H: 34-31	

### 1987, Capital Centre (Landover, Md.)

#8 Maryland lost to #1 North Carolina	63-82	H: 33-37	
---------------------------------------	-------	----------	--

### 1988, Greensboro Coliseum (Greensboro, N.C.)

#5 Maryland def. #4 Georgia Tech	84-67	H: 43-29	
#5 Maryland lost to #1 North Carolina	64-74	H: 29-35	

### 1989, The Omni (Atlanta, Ga.)

#8 Maryland def. #1 N.C. State	71-49	H: 32-31	
#8 Maryland lost to #4 North Carolina	58-88	H: 14-38	

### 1990, Charlotte Coliseum (Charlotte, N.C.)

#7 Maryland lost to #2 Duke	84-104	H: 48-48	
-----------------------------	--------	----------	--

H - Halftime Score; R - Regulation Score



### 1992, Charlotte Coliseum (Charlotte, N.C.)

#8 Maryland def. #9 Clemson	81-75	H: 36-39
#8 Maryland lost to #1 Duke	87-94	H: 44-49

### 1993, Charlotte Coliseum (Charlotte, N.C.)

#8 Maryland def. #9 N.C. State	76-55	H: 31-26
#8 Maryland lost to #1 North Carolina	66-102	H: 34-51

### 1994, Charlotte Coliseum (Charlotte, N.C.)

#5 Maryland lost to #4 Virginia	63-69	H: 23-21
---------------------------------	-------	----------

### 1995, Greensboro Coliseum (Greensboro, N.C.)

#3 Maryland def. #6 Florida State	71-64	H: 32-36
#3 Maryland lost to #2 No. Carolina	92-97(ot)	H: 36-43 R: 86-86

### 1996, Greensboro Coliseum (Greensboro, N.C.)

#5 Maryland def. #4 Duke	82-69	H: 35-39
#5 Maryland lost to #1 Georgia Tech	79-84	H: 38-48

### 1997, Greensboro Coliseum (Greensboro, N.C.)

#5 Maryland def. #4 Clemson	76-61	H: 31-25
#5 Maryland lost to #8 N.C. State	58-65	H: 25-20

### 1998, Greensboro Coliseum (Greensboro, N.C.)

#3 Maryland def. #6 Georgia Tech	83-65	H: 43-33
#3 Maryland lost to #2 North Carolina	73-83 (ot)	H: 30-26 R: 66-66

### 1999, Charlotte Coliseum (Charlotte, N.C.)

#2 Maryland def. #8 Florida State	93-69	H: 42-30
#2 Maryland lost to #3 North Carolina	79-86	H: 34-40

H - Halftime Score; R - Regulation Score

### 2000, Charlotte Coliseum (Charlotte, N.C.)

#2 Maryland def. #7 Florida State	82-61	H: 43-24
#2 Maryland def. #5 NC State	82-73	H: 36-37
#2 Maryland lost to #1 Duke	68-81	H: 36-37

### 2001, Georgia Dome (Atlanta, Ga.)

#3 Maryland def. #6 Wake Forest	71-53	H: 31-26
#3 Maryland lost to #2 Duke	82-84	H: 45-42

### 2002, Charlotte Coliseum (Charlotte, N.C.)

#1 Maryland def. #8 Florida State	85-69	H: 40-28
#1 Maryland lost to #4 NC State	82-86	H: 38-40

### 2003, Greensboro Coliseum (Greensboro, N.C.)

#2 Maryland lost to #7 North Carolina	72-84	H: 40-36 R: 66-66
---------------------------------------	-------	-------------------

### 2004, Greensboro Coliseum (Greensboro, N.C.)

#6 Maryland def. #3 Wake Forest	87-86	H: 36-36
#6 Maryland def. #2 NC State	85-82	H: 26-45
#6 Maryland def. #1 Duke	95-87	H: 38-36 R: 77-77

### 2005, MCI Center (Washington, D.C.)

#8 Maryland lost to #9 Clemson	72-84	H: 36-39
--------------------------------	-------	----------

### 2006, Greensboro Coliseum (Greensboro, N.C.)

#6 Maryland def. #11 Georgia Tech	82-64	H: 42-27
#6 Maryland lost to #3 Boston College	80-66	H: 22-41

### 2007, St. Pete Times Forum (Tampa, Fla.)

#5 Maryland lost to #12 Miami	67-62	H: 37-24
-------------------------------	-------	----------

### 2008, Bobcats Arena (Charlotte, N.C.)

#6 Maryland lost to #11 Boston College	71-68	H: 31-25
----------------------------------------	-------	----------

## ACC Tournament Composite

TEAM NAME	W	L	Pct.	1st	Qtr/2nd	Semi	Final	MD vs.
North Carolina	83	37	.692	0-0	37-12	29-13	17-12	3-12
Duke	81	39	.675	4-1	34-16	27-11	16-11	7-9
NC State	61	45	.575	5-4	29-20	17-14	10-7	6-11
Boston College	4	3	.571	1-0	2-1	1-1	0-1	0-2
Wake Forest	42	51	.452	2-1	26-27	10-17	4-6	4-3
Maryland	41	51	.446	3-3	26-24	9-18	3-6	n/a
Georgia Tech	20	26	.435	1-4	10-15	6-4	3-3	4-3
Miami	3	4	.429	3-1	0-3	0-0	0-0	1-0
Virginia	30	54	.357	3-3	20-32	6-14	1-5	4-4
Virginia Tech	2	4	.333	0-1	2-1	0-2	0-0	0-0
Florida State	7	17	.292	6-5	1-11	0-1	0-0	4-0
Clemson	16	55	.225	3-8	11-36	2-9	0-2	9-2
South Carolina	13	17	.433	0-0	9-9	3-6	1-2	0-4

## Maryland Record By Seeds

Seed (yrs.)	Record (Titles)
No. 1 (3)	3-3
No. 2 (9)	13-8 (1)
No. 3 (8)	5-8
No. 4 (6)	7-5 (1)
No. 5 (9)	3-9
No. 6 (7)	6-6
No. 7 (5)	0-5
No. 8 (5)	3-5
No. 9 (0)	0-0

## Maryland's Individual Game Highs

<b>Points:</b> 38, Walt Williams vs. Clemson, 1992; Albert King vs. Clemson, 1980
<b>FG:</b> 17, Albert King vs. Clemson, 1980
<b>FGA:</b> 30, Will Hetzel vs. South Carolina, 1969; Bob Kessler vs. Duke, 1956
<b>FG%:</b> .846, John Gilchrist (11-13) vs. NC State, 2004
<b>3FG:</b> 6, Keith Gatlin vs. Georgia Tech, 1988
<b>3FGA:</b> 12, Walt Williams vs. Clemson, 1992
<b>3FG%:</b> 1.000, Keith Gatlin (6-6) vs. Georgia Tech, 1988; John Gilchrist (4-4) vs. Wake Forest, 2004
<b>FT:</b> 13, Keith Booth vs. Clemson, 1997; John Johnson vs. N.C. State, 1989
<b>FTA:</b> 15, John Johnson vs. N.C. State, 1989
<b>FT%:</b> 1.000, Bill Stasiulatis (12-12) vs. Wake Forest, 1961
<b>Reb:</b> 18, Larry Gibson vs. N.C. State 1978
<b>Ast:</b> 11, Steve Blake vs. NC State, 2002; Steve Blake vs. Duke, 2001; Dutch Morley vs. Clemson, 1979
<b>Blk:</b> 4, Lonny Baxter vs. Duke, 2001; Lonny Baxter vs. NC State, 2000; Joe Smith vs. North Carolina, 1995
<b>Stl:</b> 7, Walt Williams vs. North Carolina, 1989

## ACC Tournament Fast Facts

- The only time that four players on one team scored 20 or more points in an ACC Tournament game: John Lucas (24), Owen Brown (22), Mo Howard (20) and Tom McMillen (20) scored 86 of Maryland's 105 points in the Terps' 105-85 semifinal victory over North Carolina in 1974.
- The 2004 Maryland basketball team captured the ACC Title, winning the conference tournament for the third time in history and the first time since 1984. The Terrapins defeated No. 3 seed Wake Forest (87-86), No. 2 seed NC State (85-82) and No. 1 seed Duke (95-87 (OT)) to mark the third time in ACC Tournament history that a team has knocked off the top three seeds.
- John Gilchrist was named the 2004 ACC Tournament MVP, becoming the first Terrapin to earn that distinction since Len Bias in 1984. He averaged 24.0 points, 6.3 assists, 5.3 rebounds and 2.0 steals across the three ACC tournament games, including a 30-point, seven-assist, four-rebound, four-steal performance in Maryland's comeback victory over NC State in the semifinal round.

## Postseason History

### NCAA Appearances

NCAA Appearances: 22  
Overall Record: 36-21  
National Championships: 1 (2002)  
Times to the Final Four: 2 (2001, 2002)  
Times to the Final Eight: 4 (1973, 1975, 2001, 2002)  
Times to the Sweet Sixteen: 13 (1958, 1973, 1975, 1980, 1984, 1985, 1994, 1995, 1998, 1999, 2001, 2002, 2003)

### Overall Appearances

Year	Maryland's Result	Md. Seed
1958	East Regional Semifinals	n/a
1973	East Regional Final	n/a
1975	Midwest Regional Final	n/a
1980	East Regional Semifinal	2
1981	Midwest Regional Second Round	6
1983	Midwest Regional Second Round	8
1984	Midwest Regional Semifinals	3
1985	Southeast Regional Semifinal	5
1986	West Regional Second Round	5
1988	Southeast Regional Second Round	7
1994	Midwest Regional Semifinals	10
1995	West Regional Semifinals	3
1996	West Regional First Round	7
1997	Southeast Regional First Round	5
1998	West Regional Semifinals	4
1999	Southeast Regional Semifinals	2
2000	Midwest Regional Second Round	3
2001	West Regional Champions/Final Four	3
2002	NCAA & East Regional Champions	1
2003	South Region Semifinals	6
2004	Denver Second Round	4
2007	Midwest Second Round	4

### 1958

**East Regional, First Round**  
Site: New York, N.Y.  
Maryland 88, Boston College 63 (3-11-58)  
**East Regional, Semifinals/Third Place Game**  
Site: Charlotte, N.C.  
Temple 81, Maryland 67 (3-14-58)  
Maryland 59, Manhattan 55 (3-15-58)

### 1973

**East Regional, First Round**  
Site: Charlotte, N.C.  
First Round Bye  
**East Regional, Semifinal/Final**  
Site: at Charlotte, N.C.  
Maryland 91, Syracuse 75 (3-15-73)  
Providence 103, Maryland 89 (3-17-73)

### 1975

**Midwest Regional, First Round**  
Site: Lubbock, Texas  
Maryland 83, Creighton 79 (3-15-75)  
**Midwest Regional, Semifinal/Final**  
Site: Las Cruces, N.M.  
Maryland 83, Notre Dame 71 (3-20-75)  
Louisville 96, Maryland 82 (3-22-75)

### 1980

**East Regional, First/Second Rounds**  
Site: Greensboro, N.C.  
First Round Bye  
No. 2 Maryland 86, No. 7 Tennessee 75 (3-8-80)  
**East Regional, Semifinal**  
Site: Philadelphia, Pa.  
No. 3 Georgetown 74, No. 2 Maryland 68 (3-14-80)

### 1981

**Midwest Regional, First/Second Rounds**  
Site: at Dayton, Ohio  
No. 6 Maryland 81, No. 11 Tenn. Chattanooga 69 (3-12-81)  
No. 3 Indiana 99, No. 6 Maryland 64 (3-14-81)

### 1983

**Midwest Regional, First/Second Rounds**  
Site: Houston, Texas  
No. 8 Maryland 52, No. 9 Tenn. Chattanooga 51 (3-17-83)  
No. 1 Houston 60, No. 8 Maryland 50 (3-19-83)

### 1984

**Midwest Regional, First/Second Rounds**  
Site: Birmingham, Ala.  
First Round Bye  
No. 3 Maryland 102, No. 11 West Virginia 77 (3-17-84)  
**Midwest Regional Semifinal**  
Site: Lexington, Ky.  
No. 2 Illinois 72, No. 3 Maryland 70 (3-22-84)

### 1985

**Southeast Regional, First/Second Rounds**  
Site: Dayton, Ohio  
No. 5 Maryland 69, No. 12 Miami-OH 68 (OT) (3-15-85)  
No. 5 Maryland 64, No. 13 Navy 59 (3-17-85)  
**Southeast Regional, Semifinal**  
Site: Birmingham, Ala.  
No. 8 Villanova 46, No. 5 Maryland 43 (3-22-85)

### 1986

**West Regional, First/Second Rounds**  
Site: Long Beach, Calif.  
No. 5 Maryland 69, No. 12 Pepperdine 64 (3-14-86)  
No. 4 Nevada-Las Vegas 70, No. 5 Maryland 64 (3-16-84)

### 1988\*

**Southeast Regional, First/Second Rounds**  
Site: Cincinnati, Ohio  
No. 7 Maryland 92, No. 12 UC Santa Barbara 82 (3-18-88)  
No. 2 Kentucky 90, No. 7 Maryland 81 (3-20-88)  
\* Maryland's 1988 NCAA Tournament appearance was vacated by the NCAA.

### 1994

**Midwest Regional, First/Second Rounds**  
Site: Wichita, Kan.  
No. 10 Maryland 74, No. 7 St. Louis 67 (3-17-94)  
No. 10 Maryland 95, No. 2 Massachusetts 87 (3-19-94)  
**Midwest Regional, Semifinal**  
Site: Dallas, Texas  
No. 3 Michigan 78, No. 10 Maryland 71 (3-25-94)

### 1995

**West Regional, First/Second Rounds**  
Site: Salt Lake City, Utah  
No. 3 Maryland 87, No. 14 Gonzaga 63 (3-16-95)  
No. 3 Maryland 82, No. 11 Texas 68 (3-18-95)  
**West Regional, Semifinal**  
Site: Oakland, Calif.  
No. 2 Connecticut 99, No. 3 Maryland 89 (3-23-95)

### 1996

**West Regional, First Round**  
Site: Tempe, Ariz.  
No. 10 Santa Clara 91, No. 7 Maryland 79 (3-15-96)

### 1997

**Southeast Regional, First Round**  
Site: Memphis, Tenn.  
No. 12 Charleston 75, No. 5 Maryland 66 (3-13-97)

### 1998

**West Regional, First/Second Rounds**  
Site: Sacramento, Calif.  
No. 4 Maryland 82, No. 13 Utah State 68 (3-13-98)  
No. 4 Maryland 67, No. 5 Illinois 61 (3-15-98)  
**West Regional, Semifinal**  
Site: Anaheim, Calif.  
No. 1 Arizona 87, No. 4 Maryland 79 (3-19-98)

### 1999

**South Regional, First/Second Rounds**  
Site: Orlando, Fla.  
No. 2 Maryland 82, No. 15 Valparaiso 60 (3-11-99)  
No. 2 Maryland 75, No. 10 Creighton 63 (3-13-99)  
**South Regional, Semifinal**  
Site: Knoxville, Tenn.  
No. 3 St. John's 76, No. 2 Maryland 63 (3-18-99)

### 2000

**Midwest Regional, First/Second Rounds**  
Site: Minneapolis, Minn.  
No. 3 Maryland 74, No. 14 Iowa 59 (3-16-00)  
No. 6 UCLA 105, No. 3 Maryland 70 (3-18-00)

### 2001

**West Regional, First/Second Rounds**  
Site: Boise, Idaho  
No. 3 Maryland 83, No. 14 George Mason 80 (3-15-01)  
No. 3 Maryland 79, No. 11 Georgia State 60 (3-17-01)  
**West Regional Semifinal/Final**  
Site: Anaheim, Calif.  
No. 3 Maryland 76, No. 10 Georgetown 66 (3-22-01)  
No. 3 Maryland 87, No. 1 Stanford 73 (3-24-01)  
**Final Four**  
Site: Minneapolis, Minn.  
No. 1 Duke 95, No. 3 Maryland 84 (3-31-01)

### 2002

**East Regional, First/Second Rounds**  
Site: Washington, D.C.  
No. 1 Maryland 85, No. 16 Siena 70 (3-15-02)  
No. 1 Maryland 87, No. 8 Wisconsin 57 (3-17-02)  
**East Regional Semifinal/Final**  
Site: Syracuse, N.Y.  
No. 1 Maryland 78, No. 4 Kentucky 68 (3-22-02)  
No. 1 Maryland 90, No. 2 Connecticut 82 (3-24-02)  
**Final Four**  
Site: Atlanta, Ga.  
No. 1 Maryland 97, No. 1 Kansas 88 (3-30-02)  
No. 1 Maryland 64, No. 5 Indiana 52 (4-1-02)

### 2003

**South Regional, First/Second Rounds**  
Site: Nashville, Tenn.  
No. 6 Maryland 75, No. 11 UNC Wilmington 73 (3-21-03)  
No. 6 Maryland 77, No. 3 Xavier 64 (3-23-03)  
**South Regional Semifinal**  
Site: San Antonio, Texas  
No. 7 Michigan State 60, No. 6 Maryland 58 (3-28-03)

### 2004

**Denver Regional, First/Second Rounds**  
Site: Denver, Colo.  
No. 4 Maryland 86, No. 13 UTEP 83 (3-18-04)  
No. 5 Syracuse 72, No. 4 Maryland 70 (3-20-04)

### 2007

**Midwest Regional, First/Second Rounds**  
Site: Buffalo, N.Y.  
No. 4 Maryland 82, No. 13 Davidson (3-15-07)  
No. 5 Butler 62, No. 4 Maryland 59 (3-17-07)

### NIT Appearances

Overall Record: 11-6  
Championships: 1 (1972)

### Overall Appearances

Year	Maryland's Result
1972	Champions
1979	Second Round
1982	Second Round
1990	Second Round
2005	Semifinals
2006	First Round
2008	Second Round

### 1972

**First Round/Quarterfinals (16 Teams)**  
Site: New York, N.Y.  
Maryland 67, St. Joseph's 55 (3-18-72)  
Maryland 71, Syracuse 65 (3-20-72)  
**Semifinals/Championship**  
Site: New York, N.Y.  
Maryland 91, Jacksonville 77 (3-23-72)  
Maryland 100, Niagara 69 (3-25-72)

### 1979

**First Round/Second Round (24 teams)**  
Site: College Park, Md.  
Maryland 67, Rhode Island 65 (3-7-79) (3 OT)  
Ohio State 79, Maryland 72 (3-12-79)

### 1982

**First Round (32 Teams)**  
Site: Richmond, Va.  
Maryland 60, Richmond 50 (3-12-82)  
**Second Round**  
Site: Athens, Ga.  
Georgia 83, Maryland 69 (3-15-82)

### 1990

**First Round (32 Teams)**  
Site: College Park, Md.  
Maryland 91, Massachusetts 81 (3-15-90)  
**Second Round**  
Site: State College, Pa.  
Penn State 80, Maryland 78 (3-19-90)

### 2005

**First Round (40 Teams)**  
Site: College Park, Md.  
Maryland 85, Oral Roberts 72 (3-16-05)  
**Second Round**  
Site: College Park, Md.  
Maryland 78, Davidson 63 (3-23-05)  
**Quarterfinals**  
Site: College Park, Md.  
Maryland 85, TCU 73 (3-26-05)  
**Semifinals**  
Site: New York, N.Y.  
South Carolina 75, Maryland 67 (3-29-05)

### 2006

**First Round (40 Teams)**  
Site: College Park, Md.  
Manhattan 87, Maryland 84 (3-18-06)

### 2008

**First Round (32 Teams)**  
Site: Minneapolis, Minn.  
Maryland 68, Minnesota 58 (3-18-08)  
**Second Round**  
Site: Syracuse, N.Y.  
Syracuse 88, Maryland 72 (3-20-08)



## NCAA Individual Records

All career records require participation in a minimum two NCAA Tournaments. Series records require participation in a minimum two tournament games. Single game abbreviations: 1R-First Round; 2R-Second Round; RSF-Regional Semifinal; RF-Regional Final; NSF-National Semifinal; NF-National Final. Three-point records are since Maryland's participation in the 1988 tournament. Blocks and steals records begin with the 1975 tournament, assists records begin in the 1973 tournament.

### Career - Games Played

1. Steve Blake (00, 01, 02, 03)	16
Tahj Holden (00, 01, 02, 03)	16
Drew Nicholas (00, 01, 02, 03)	16
Lonny Baxter (99, 00, 01, 02)	16
Juan Dixon (99, 00, 01, 02)	16
6. Mike Mardesich (98, 99, 00, 01)	13
Terence Morris (98, 99, 00, 01)	13

### Career - Games Started

1. Steve Blake (00, 01, 02, 03)	16
Lonny Baxter (99, 00, 01, 02)	16
3. Juan Dixon (99, 00, 01, 02)	13
4. Byron Mouton (01, 02)	11
5. Terence Morris (98, 99, 00, 01)	10
6. Len Bias (83, 84, 85, 86)	9

### Career - Minutes Played

1. Juan Dixon (99, 00, 01, 02)	506 (31.6)
2. Steve Blake (00, 01, 02, 03)	409 (31.5)
3. Lonny Baxter (99, 00, 01, 02)	394 (24.6)
4. Len Bias (83, 84, 85, 86)	336 (37.3)
5. Terence Morris (98, 99, 00, 01)	335 (25.8)

### Series - Minutes Played

1. Juan Dixon (02)	219 (36.5)
2. Steve Blake (02)	186 (31.0)
3. Juan Dixon (01)	178 (35.6)
4. Byron Mouton (02)	175 (29.2)
5. Lonny Baxter (02)	167 (27.8)
6. Steve Blake (01)	158 (31.6)
7. Chris Wilcox (02)	156 (26.0)
8. Lonny Baxter (01)	133 (26.6)

### Career - Points

1. Juan Dixon (99, 00, 01, 02)	294 (18.4)
2. Lonny Baxter (99, 00, 01, 02)	237 (14.8)
3. Len Bias (83, 84, 85, 86)	168 (18.7)
4. Terence Morris (98, 99, 00, 01)	143 (11.0)
5. Drew Nicholas (00, 01, 02, 03)	137 (8.6)
6. Adrian Branch (83, 84, 85)	129 (18.4)
7. Joe Smith (94, 95)	125 (20.8)
8. Steve Blake (00, 01, 02, 03)	122 (7.6)
7. John Lucas (73, 75)	111 (22.2)
8. Johnny Rhodes (94, 95, 96)	107 (15.3)

### Series - Points

1. Juan Dixon (02)	155 (25.8)
2. Lonny Baxter (02)	94 (15.7)
3. Juan Dixon (01)	85 (17.0)
4. Chris Wilcox (02)	81 (13.5)
Lonny Baxter (01)	81 (16.2)
6. John Lucas (75)	70 (23.3)
7. Joe Smith (94)	63 (21.0)
8. Joe Smith (95)	62 (20.7)
9. Len Bias (86)	57 (28.5)
Drew Nicholas (03)	57 (19.0)



Lonny Baxter

### Game - Points

1. Juan Dixon vs. Kansas (FF, NSF, 3-30-02)	33
2. Joe Smith vs. Texas (W, 2R, 3-18-95)	31
Len Bias vs. UNLV (W, 2R, 3-16-86)	31
4. Lonny Baxter vs. Connecticut (E, RF, 3-24-02)	29
Juan Dixon vs. Wisconsin (E, 2R, 3-17-02)	29
Juan Dixon vs. Siena (E, 1R, 3-15-02)	29
Joe Smith vs. Saint Louis (MW, 1R, 3-17-94)	29
8. Greg Manning vs. Tennessee (E, 2R, 3-8-80)	28
9. Juan Dixon vs. Connecticut (E, RF, 3-24-02)	27
Johnny Rhodes vs. Santa Clara (W, 1R, 3-15-96)	27
John Lucas vs. Louisville (MW, RF, 3-22-75)	27

### Career - Scoring Average

1. John Lucas (73, 75)	22.2 (111)
2. Joe Smith (94, 95)	20.8 (125)
3. Albert King (80, 81)	20.5 (82)
4. Len Bias (83, 84, 85, 86)	18.7 (168)
5. Juan Dixon (99, 00, 01, 02)	18.4 (294)

### Series - Scoring Average


1. Len Bias (86)	28.5 (57)
2. Juan Dixon (02)	25.8 (155)
3. Albert King (81)	23.5 (47)
Greg Manning (80)	23.5 (47)
5. John Lucas (75)	23.3 (70)

### Career - Field Goals Made

1. Juan Dixon (99, 00, 01, 02)	99
2. Lonny Baxter (99, 00, 01, 02)	84
3. Len Bias (83, 84, 85, 86)	65
4. Terence Morris (98, 99, 00, 01)	52

### Series - Field Goals Made

1. Juan Dixon (02)	52
2. Chris Wilcox (02)	33
3. Lonny Baxter (02)	32
4. Lonny Baxter (01)	30
5. Juan Dixon (01)	29



John Lucas

### Game - Field Goals Made

1. Lonny Baxter vs. Stanford (W, RF, 3-24-01)	11
Johnny Rhodes vs. Santa Clara (W, 1R, 3-15-96)	11
Demick Lewis vs. UC Santa Barbara (SE, 1R, 3-18-88)	11
Len Bias vs. UNLV (MW, 2R, 3-16-86)	11
Albert King vs. UT Chattanooga (MW, 1R, 3-12-81)	11
Greg Manning vs. Tennessee (E, 2R, 3-8-80)	11
John Lucas vs. Louisville (MW, RF, 3-22-75)	11
Nick Davis vs. Boston College (E, 1R, 3-11-58)	11

### Career - Field Goals Attempted

1. Juan Dixon (99, 00, 01, 02)	205
2. Lonny Baxter (99, 00, 01, 02)	164
3. Len Bias (83, 84, 85, 86)	120
4. Terence Morris (98, 99, 00, 01)	114

### Series - Field Goals Attempted

1. Juan Dixon (02)	96
2. Chris Wilcox (02)	64
3. Lonny Baxter (01)	62
4. Juan Dixon (01)	61
5. Lonny Baxter (02)	57

### Game - Field Goals Attempted

1. Albert King vs. Indiana (ME, 2R, 3-14-81)	28
2. Len Bias vs. UNLV (W, 2R, 3-16-86)	23
3. Johnny Rhodes vs. Santa Clara (W, 1R, 3-15-96)	22
Owen Brown vs. Louisville (MW, RF, 3-22-75)	22

### Career - Field Goal Pct. (min. 25 att.)

1. Buck Williams (80, 81)	.667 (26 of 39)
2. Greg Manning (80, 81)	.609 (28 of 46)
3. Joe Smith (94, 95)	.556 (45 of 81)
4. John Lucas (73, 75)	.554 (46 of 83)



Joe Smith

### Series - Field Goal Pct. (min. 15 att.)

1. Len Bias (83).750 (12 of 16)	
2. Buck Williams (80)	.696 (16 of 23)
3. Tom McMillen (73)	.692 (18 of 26)
4. Greg Manning (80)	.690 (20 of 29)

### Game - Field Goal Pct. (min. 8 att.)

1. Ben Coleman vs. West Virginia (ME, 2R, 3-17-84)	.889 (8 of 9)
2. Laron Profit vs. Valparaiso (S, 1R, 3-11-99)	.800 (8 of 10)
Buck Williams vs. Georgetown (E, RSF, 3-14-80)	.800 (8 of 10)
Tom McMillen vs. Syracuse (E, RSF, 3-15-73)	.800 (8 of 10)

### Career - 3-Point Field Goals Made

1. Juan Dixon (99, 00, 01, 02)	38
2. Steve Blake (00, 01, 02, 03)	17
Drew Nicholas (00, 01, 02, 03)	17
4. Sarunas Jasikevicius (95, 96, 97, 98)	10

### Series - 3-Point Field Goals Made

1. Juan Dixon (02)	22
2. Juan Dixon (01)	9
Keith Gatlin (88)	9
4. Drew Nicholas (03)	8
Sarunas Jasikevicius (98)	8

### Game - 3-Point Field Goals Made

1. Mike Jones vs. Butler (MW, 2R, 3-17-07)	5
Drew Nicholas vs. UNC Wilmington (S, 1R, 3-21-03)	5
Juan Dixon vs. Kansas (FF, NSF, 3-30-02)	5
Juan Dixon vs. Siena (E, 1R, 3-15-02)	5
Keith Gatlin vs. UC Santa Barbara (SE, 1R, 3-18-88)	5

## Career - 3-Point Field Goals Att.

1. Juan Dixon (99, 00, 01, 02)	88
2. Drew Nicholas (00, 01, 02, 03)	49
3. Steve Blake (00, 01, 02, 03)	47
4. Duane Simpkins (94, 95, 96)	29
5. Terence Morris (98, 99, 00, 01)	26

## Series - 3-Point Field Goals Att.

1. Juan Dixon (02)	43
2. Juan Dixon (01)	24
3. Steve Blake (02)	21
4. Drew Nicholas (03)	20
5. Drew Nicholas (02)	19

## Game - 3-Point Field Goals Att.

1. Juan Dixon vs. Kansas (FF, NSF, 3-30-02)	11
2. Juan Dixon vs. Duke (FF, NSF, 3-31-01)	10
3. Drew Nicholas vs. UNC Wilmington (S, 1R, 3-21-03)	8
Juan Dixon vs. Kentucky (E, RSF, 3-22-02)	8
Juan Dixon vs. Siena (E, 1R, 3-12-02)	8
Keith Gatlin vs. Kentucky (SE, 2R, 3-20-88)	8
Keith Gatlin vs. UC Santa Barbara (SE, 1R, 3-18-88)	8

## Career - 3FG Pct. (min. 10 att.)

1. Keith Gatlin (84, 85, 86, 88)	563 (9 of 26)
2. Sarunas Jasikevicius (95, 96, 97, 98)	500 (10 of 20)
3. Juan Dixon (99, 00, 01, 02)	432 (38 of 88)

## Series - 3FG Pct. (min. 7 att.)

1. Sarunas Jasikevicius (98)	615 (8 of 13)
2. Keith Gatlin (88)	563 (9 of 16)
3. Juan Dixon (02)	512 (22 of 43)
4. Steve Blake (01)	500 (6 of 12)
5. Terence Morris (98)	429 (3 of 7)
Teyon McCoy (88)	429 (3 of 7)

## Game - 3FG Pct. (min. 3 att.)

1. Sarunas Jasikevicius vs. Illinois (W, 2R, 3-14-98)	1,000 (4 of 4)
Duane Simpkins vs. Massachusetts (MW, 2R, 3-19-94)	1,000 (4 of 4)
Steve Blake vs. Stanford (W, RF, 3-24-01)	1,000 (3 of 3)
4. Mike Jones vs. Butler (MW, 2R, 3-017-07)	833 (5 of 6)
5. Tahj Holden vs. Stanford (W, RF, 3-24-01)	750 (3 of 4)

## Career - Free Throws Made

1. Lonny Baxter (99, 00, 01, 02)	69
2. Juan Dixon (99, 00, 01, 02)	58
3. Len Bias (83, 84, 85, 86)	38
4. Adrian Branch (83, 84, 85)	37
5. Tahj Holden (01, 02, 03, 04)	35

## Series - Free Throws Made

1. Lonny Baxter (02)	30
2. Juan Dixon (02)	29
3. Lonny Baxter (01)	21
Len Bias (86)21	
5. Joe Smith (94)	20
Tom Young (58)	20

## Game - Free Throws Made

1. Lonny Baxter vs. Connecticut (E, RF, 3-24-02)	12
2. Len Bias vs. Pepperdine (W, 1R, 3-14-86)	15
3. Joe Smith vs. Texas (W, 2R, 3-18-95)	11
Rudy Archer vs. UC Santa Barbara (SE, 1R, 3-18-88)	11
5. Byron Mouton vs. George Mason (W, 1R, 3-15-01)	9
Joe Smith vs. Saint Louis (MW, 1R, 3-17-94)	9
Len Bias vs. UNLV (W, 2R, 3-16-86)	9

## Career - Free Throws Att.

1. Lonny Baxter (99, 00, 01, 02)	105
2. Juan Dixon (99, 00, 01, 02)	70
3. Keith Booth (94, 95, 96, 97)	48
Adrian Branch (83, 84, 85)	48
5. Joe Smith (94, 95)	45

## Series - Free Throws Att.

1. Lonny Baxter (02)	42
2. Lonny Baxter (01)	35
3. Juan Dixon (02)	33
4. Keith Booth (94)	28
5. Joe Smith (94)	25
Tom Young (58)	25

## Game - Free Throws Att.

1. Lonny Baxter vs. Connecticut (E, RF, 3-24-02)	18
2. Joe Smith vs. Texas (W, 2R, 3-18-95)	16
3. Len Bias vs. Pepperdine (W, 1R, 3-14-86)	14
4. Lonny Baxter vs. Georgetown (W, RSF, 3-22-01)	13

## Career - Free Throw Pct. (min. 12 att.)

1. Byron Mouton (01, 02)	929 (26 of 28)
2. Drew Nicholas (00, 01, 02, 03)	889 (32 of 36)
3. Len Bias (83, 84, 85, 86)	864 (38 of 44)
John Lucas (73, 75)	864 (19 of 22)
5. Juan Dixon (99, 00, 01, 02)	829 (58 of 70)

## Series - Free Throw Pct. (min. 10 att.)

1. Tahj Holden (02)	1,000 (15 of 15)
2. Byron Mouton (02)	941 (16 of 17)
3. Rudy Archer (88)	929 (13 of 14)
4. Steve Sheppard (75)	917 (11 of 12)
5. Len Bias (86)	913 (21 of 23)

## Game - Free Throw Pct. (min. 7 att.)

1. Byron Mouton vs. George Mason (W, 1R, 3-15-01)	1,000 (9 of 9)
Len Bias vs. UNLV (W, 2R, 3-16-86)	1,000 (9 of 9)
John Lucas vs. Notre Dame (MW, RSF, 3-20-75)	1,000 (8 of 8)
Juan Dixon vs. George Mason (W, 1R, 3-15-01)	1,000 (7 of 7)
5. Rudy Archer vs. UC Santa Barbara (SE, 1R, 3-18-88)	917 (11 of 12)

\* Len Elmore shot 12-for-12 from the free throw line in the championship game of the 1972 NIT.

## Career - Rebounds


1. Lonny Baxter (99, 00, 01, 02)	137 (8.6)
2. Terence Morris (98, 99, 00, 01)	85 (6.5)
3. Joe Smith (94, 95)	73 (12.2)
4. Keith Booth (94, 95, 96, 97)	68 (8.5)

## Series - Rebounds

1. Lonny Baxter (02)	51 (8.5)
2. Lonny Baxter (01)	50 (10.0)
3. Joe Smith (95)	39 (13.0)
4. Terence Morris (01)	38 (7.6)
5. Keith Booth (95)	37 (12.3)

## Single Game - Rebounds

1. Joe Smith vs. Texas (W, 2R, 3-18-95)	21
2. Tom Roy vs. Louisville (MW, RF, 3-22-75)	20
3. Ryan Randle vs. UNC Wilmington (S, 1R, 3-21-03)	16
Buck Williams vs. UT-Chattanooga (ME, 1R, 3-12-81)	16
5. Keith Booth vs. Gonzaga (W, 1R, 3-16-95)	15
Joe Smith vs. Saint Louis (MW, 1R, 3-17-94)	15
Buck Williams vs. Georgetown (E, RSF, 3-14-80)	15



Juan Dixon

## Career - Rebounding Average

1. Buck Williams (80, 81)	12.5 (50)
2. Joe Smith (94, 95)	12.2 (73)
3. Ernest Graham (80, 81)	8.8 (35)
4. Lonny Baxter (99, 00, 01, 02)	8.6 (137)
5. Keith Booth (94, 95)	8.5 (68)

## Series - Rebounding Average

1. Joe Smith (95)	13.0 (39)
Buck Williams (81)	13.0 (26)
Keith Booth (95)	12.3 (37)
4. Buck Williams (80)	12.0 (24)
Len Elmore (73)	12.0 (24)

## Career - Assists

1. Steve Blake (00, 01, 02, 03)	97 (6.1)
2. Keith Gatlin (84, 85, 86, 88)	69 (7.7)
3. Juan Dixon (99, 00, 01, 02)	43 (2.7)
4. Terrell Stokes (96, 97, 98, 99)	39 (4.9)
5. Duane Simpkins (94, 95, 96)	38 (5.4)

## Series - Assists

1. Steve Blake (02)	40 (6.7)
2. Steve Blake (01)	30 (6.0)
3. Keith Gatlin (85)	24 (8.0)
4. Duane Simpkins (94)	22 (7.3)

## Single Game - Assists

1. Keith Gatlin vs. Navy (SE, 2R, 3-17-85)	12
2. Steve Blake vs. Kansas (FF, NSF, 3-30-02)	11
Steve Blake vs. Siena (E, 1R, 3-15-02)	11
Duane Simpkins vs. Saint Louis (MW, 1R, 3-17-94)	11

## Career - Assists Average

1. Keith Gatlin (84, 85, 86, 88)	7.7 (69)
2. Steve Blake (00, 01, 02, 03)	6.1 (97)
3. Duane Simpkins (94, 95, 96)	5.4 (38)
4. Terrell Stokes (96, 97, 98, 99)	4.9 (39)

## Series - Assists Average

1. Keith Gatlin (84)	8.5 (17)
2. Keith Gatlin (85)	8.0 (24)
3. Keith Gatlin (86)	7.5 (15)
4. Duane Simpkins (94)	7.3 (22)

## Career - Blocked Shots

1. Terence Morris (98, 99, 00, 01)	21
2. Lonny Baxter (99, 00, 01, 02)	22
3. Joe Smith (94, 95)	14



Buck Williams

Derrick Lewis (85, 86)	14
5. Tahj Holden (00, 01, 02, 03)	12

## Series - Blocked Shots

1. Lonny Baxter (02)	13
Terence Morris (01)	8
Joe Smith (95)	8
4. Chris Wilcox (02)	7

## Game - Blocked Shots

1. Joe Smith vs. Texas (W, 2R, 3-18-95)	7
2. James Gist vs. Butler (MW, 2R, 3-17-07)	4
Chris Wilcox vs. Kansas (FF, NSF, 3-30-02)	4
Lonny Baxter vs. Wisconsin (E, 2R, 3-17-02)	4
Terence Morris vs. Georgetown (W, RSF, 3-22-01)	4
Lonny Baxter vs. Iowa (MW, 1R, 3-16-00)	4
Derrick Lewis vs. Miami-OH (SE, 1R, 3-15-85)	4

## Career - Steals

1. Juan Dixon (99, 00, 01, 02)	30
2. Steve Blake (00, 01, 02, 03)	27
3. Johnny Rhodes (94, 95, 96)	15
4. Terence Morris (98, 99, 00, 01)	14
5. Byron Mouton (01, 02)	13

## Series - Steals

1. Juan Dixon (01)	14
2. Juan Dixon (02)	12
3. Steve Blake (03)	9
Steve Blake (02)	9
5. Chris Wilcox (02)	8
Byron Mouton (02)	8

## Single Game - Steals

1. Steve Blake vs. Michigan State (S, RSF, 3-28-03)	5
Juan Dixon vs. Kansas (FF, NSF, 3-30-02)	5
Johnny Rhodes vs. Santa Clara (W, 1R, 3-15-96)	5
Derrick Lewis vs. UC Santa Barbara (SE, 1R, 3-18-89)	5
5. Juan Dixon vs. Georgia State (W, 2R, 3-17-01)	4
Steve Francis vs. Creighton (S, 2R, 3-13-99)	4
Johnny Rhodes vs. Michigan (MW, RSF, 3-24-94)	4
Joe Smith vs. Texas (W, 2R, 3-18-95)	4
Albert King vs. Georgetown (E, RSF, 3-14-80)	4





# NCAA Team Records

## Maryland Team

### Largest Margin of Victory

30 vs. Wisconsin (87-57), 3-17-02

### Largest Margin of Defeat

35 vs. UCLA (105-70), 3-18-00; vs. Indiana (99-64), 3-14-81

### Overtime Periods

1- Maryland def. Miami-OH, 69-68, 3-15-85

### Points

Series High- 502 in 2002 (6 games)

Single Game High- 102 vs. West Virginia, 3-17-84

Single Game Low- 43 vs. Villanova, 3-22-85

### Scoring Average

Series High- 90.0 in 1973 (180 in 2 games)

Series Low- 51.0 in 1983 (102 in 2 games)

### Field Goals Made

Series High- 170 in 2002 (6 games)

Single Game High- 40 vs. Providence, 3-17-73

Single Game Low- 16 vs. Manhattan, 3-15-58

### Field Goals Attempted

Series High- 357 in 2002 (6 games)

Single Game High- 83 vs. Connecticut, 3-23-95

Single Game Low- 39 vs. Houston, 3-19-83

### Field Goal Pct.

Series High- .583 in 1980 (67 of 115, 2 games)

Series Low- .398 in 1958 (68 of 171, 3 games)

Single Game High- .667 vs. West Virginia (36 of 54), 3-17-84

Single Game Low- .271 vs. Manhattan (16 of 59), 3-15-58

### 3-Point Field Goals Made

Series High- 37 in 2002 (6 games)

Single Game High- 11 vs. Arizona, 3-19-98

Single Game Low- 0 vs. Texas, 3-18-95

### 3-Point Field Goals Attempted

Series High- 93 in 2002 (6 games)

Single Game High- 29 vs. Santa Clara, 3-15-96

Single Game Low- 5 vs. Texas, 3-18-95;

vs. Saint Louis, 3-17-94

### 3-Point Field Goal Pct.

Series High- .410 in 1988 (16 of 39, 2 games)

Series Low- .262 in 1995 (11 of 42, 3 games)

Single Game High- .800 vs. Massachusetts (8 of 10), 3-19-94

Single Game Low- .000 vs. Texas (0 of 5), 3-18-95

### Free Throws Made

Series High- 124 in 2002 (6 games)

Single Game High- 31 vs. Connecticut, 3-24-02

Single Game Low- 4 vs. Indiana, 3-14-81

### Free Throws Attempted

Series High- 154 in 2002 (6 games)

Single Game High- 42 vs. Boston College, 3-11-58

Single Game Low- 6 vs. Indiana, 3-14-81

### Free Throw Pct.

Series High- .824 in 1985 (28 of 34, 3 games)

Series Low- .588 in 1983 (20 of 34, 2 games); in 1980 (20 of 34, 2 games)

Single Game High- .917 vs. Miami-OH (11 of 12), 3-15-85

Single Game Low- .455 vs. Santa Clara (10 of 22), 3-15-96

### Rebounds

Series High- 231 in 2002 (6 games)

Single Game High- 54 vs. Davidson, 3-15-07; vs. Boston College, 3-11-58

Single Game Low- 23 vs. Kentucky, 3-20-88; vs. Navy, 3-17-85; vs. Houston, 3-19-83

### Rebounding Average

Series High- 48.3 in 1995 (145 in 3 games)

Series Low- 25.0 in 1988 (50 in 2 games)

### Fouls

Series High- 108 in 2001 (5 games)

Single Game High- 31 vs. Santa Clara, 3-15-96

Single Game Low- 11 vs. Illinois, 3-14-98

### Assists

Series High- 102 in 2002 (6 games)

Single Game High- 25 vs. Siena, 3-15-02

Single Game Low- 7 vs. Houston, 3-19-83

### Blocked Shots

Series High- 28 in 2002 (6 games)

Single Game High- 8 vs. Butler, 3-17-07; vs. Miami-OH, 3-15-85

Single Game Low- 0 vs. several opponents

### Steals

Series High- 50 in 2002 (6 games)

Single Game High- 13 vs. Santa Clara, 3-15-96

Single Game Low- 1 vs. Houston, 3-19-83;

vs. Notre Dame, 3-20-75

## Opponent Team

### Points

Series High- 417 in 2002 (6 games)

Single Game High- 105 by UCLA, 3-18-00

Single Game Low- 46 by Villanova, 3-22-85

### Scoring Average

Series High- 89.0 in 1973 (178 in 2 games)

Series Low- 55.5 in 1983 (111 in 2 games)

### Field Goals Made

Series High- 146 in 2002 (6 games)

Single Game High- 43 by Providence, 3-17-83

Single Game Low- 17 by Villanova, 3-22-85;

by Boston College, 3-11-58

### Field Goals Attempted

Series High- 365 in 2002 (6 games)

Single Game High- 74 by Connecticut, 3-23-95

Single Game Low- 39 by Houston, 3-19-83

### Field Goal Pct.

Series High- .570 in 1973 (77 of 135, 2 games)

Series Low- .343 in 1958 (68 of 198, 3 games)

Single Game High- .651 by Indiana (41 of 63), 3-14-81

Single Game Low- .243 by Boston College (17 of 70), 3-11-58

### 3-Point Field Goals Made

Series High- 46 in 2002 (6 games)

Single Game High- 14 by UCLA, 3-18-00

Single Game Low- 3 by Utah State, 3-12-98; by Texas, 3-18-95; by Massachusetts, 3-19-94

### 3-Point Field Goals Attempted

Series High- 124 in 2002 (6 games)

Single Game High- 37 by Davidson, 3-15-07

Single Game Low- 9 by Kentucky, 3-20-88

### 3-Point Field Goal Pct.

Series High- .517 in 1988 (15 of 29, 2 games)

Series Low- .250 in 1995 (15 of 60, 3 games)

Single Game High- .560 by UCLA (14 of 25), 3-18-00

Single Game Low- .143 by Texas (3 of 21), 3-18-95

### Free Throws Made

Series High- 98 in 2001 (5 games)

Single Game High- 34 by Santa Clara, 3-15-96

Single Game Low- 2 by Indiana, 4-1-02

### Free Throws Attempted

Series High- 137 in 2001 (5 games)

Single Game High- 41 by Santa Clara, 3-15-96

Single Game Low- 6 by Illinois, 3-14-98

### Free Throw Pct.

Series High- .903 in 1981 (28 of 31, 2 games)

Series Low- .463 in 1983 (19 of 41, 2 games)

Single Game High- 1.000 by Siena (10 of 10), 3-15-02;

UT-Chattanooga (11 of 11), 3-12-81

Single Game Low- .286 by Indiana (2 of 7), 4-1-02

### Rebounds

Series High- 210 in 2002 (6 games)

Single Game High- 46 by Temple, 3-14-58

Single Game Low- 23 by Saint Louis, 3-17-94;

by Syracuse, 3-15-73

### Rebounding Average

Series High- 43.0 in 1958 (129 in 3 games)

Series Low- 29.0 in 1984 (58 in 2 games)

### Fouls

Series High- 126 in 2002 (6 games)

Single Game High- 28 by Georgetown, 3-22-01

Single Game Low- 9 by Indiana, 3-14-81

### Assists

Series High- 85 in 2002 (6 games)

Single Game High- 28 by UCLA, 3-18-00

Single Game Low- 5 by Texas, 3-18-95

### Blocked Shots

Series High- 23 in 2002 (6 games); in 2001 (5 games)

Single Game High- 8 by St. John's, 3-18-99;

by Arizona, 3-19-98

Single Game Low- 0 by several opponents

### Steals

Series High- 43 in 2002 (6 games)

Single Game High- 14 by Creighton, 3-13-99

Single Game Low- 0 by Notre Dame, 3-20-75

## NCAA Team Miscellany

### All-Time Roster - NCAA Tournament Games

- A**  
Jeff Adkins (7-7, 83, 84, 85)  
Rudy Archer (2-2, 88)
- B**  
Earl Badu (2-0, 00, 02)  
Taylor Baldwin (3-0, 80, 81)  
Jeff Baxter (9-2, 83, 84, 85, 86)  
Lonny Baxter (16-16, 99, 00, 01, 02)  
Jerry Bechtle (2-0, 58)  
Len Bias (9-9, 83, 84, 85, 86)  
Steve Blake (16-16, 00, 01, 02, 03)  
Bob Bodell (2-2, 73)  
Keith Booth (8-8, 94, 95, 96, 97)  
Nick Bosnic (3-0, 94)  
Will Bowers (2-0, 07)  
John Boyle (1-0, 75)  
Adrian Branch (7-7, 83, 84, 85)  
Wayne Bristol (6-0, 94, 95)  
Darrell Brown (2-0, 73)  
Owen Brown (5-3, 73, 75)  
Parrish Brown (2-0, 07)  
Al Bunge (3-3, 58)
- C**  
Nik Caner-Medley (5-4, 03, 04)  
LaRon Cephas (5-0, 98, 99, 00)  
Ben Coleman (4-4, 83, 84)  
Andre Collins (5-0, 02, 03)
- D**  
Gene Danko (3-0, 58)  
Brad Davis (3-3, 75)  
Nick Davis (3-3, 58)  
Dave Dickerson (3-0, 86, 88)  
Juan Dixon (16-13, 99, 00, 01, 02)  
Chuck Driesell (1-0, 84)
- E**  
Obinna Ekezie (5-5, 96, 97, 98)  
Rodney Elliott (7-4, 95, 96, 97, 98)  
Len Elmore (2-2, 73)
- F**  
Ed Farmer (2-1, 83)  
Norman Fields (3-0, 96, 99)  
Mark Fothergill (4-1, 83-84)  
Steve Francis (3-3, 99)
- G**  
John Gilchrist (5-2, 03, 04)  
James Gist (2-2, 07)  
Travis Garrison (5-2, 03, 04)  
Keith Gatlin (9-7, 84, 85, 86, 88)  
Ernest Graham (4-4, 80, 81)  
Mike Gnnnon (1-0, 02)
- H**  
Billy Hahn (4-0, 73, 75)  
Matt Hahn (2-0, 99, 00)  
Jim Halleck (3-0, 58)  
Eric Hayes (2-0, 07)  
Exree Hipp (7-7, 94, 95, 96)  
Pete Holbert (1-0, 84)  
Tahj Holden (16-4, 00, 01, 02, 03)  
Steve Hood (2-0, 88)  
Maurice Howard (5-0, 73, 75)
- I-J**  
Ekene Ibekwe (4-2, 04, 07)  
Reggie Jackson (4-4, 80, 81)  
Sarunas Jasikevicius (7-3, 95, 96, 97, 98)  
John Johnson (1-0, 86)  
Mike Jones (4-2, 04, 07)  
Tom Jones (5-0, 85, 86)  
Donny Judd (3-0, 94, 95)

- K**  
Albert King (4-4, 80, 81)  
Matt Kovanic (9-0, 94, 95, 97, 98)  
Pete Krukar (1-0, 58)
- L**  
Derrick Lewis (7-7, 85, 86, 88)  
Terry Long (7-2, 84, 85, 86)  
John Lucas (5-5, 73, 75)  
Mario Lucas (7-0, 94, 95, 96)
- M**  
Greg Manning (4-4, 80, 81)  
Mike Mardesich (13-0, 98, 99, 00, 01)  
Tony Massenburg (2-2, 88)  
Calvin McCall (8-1, 00, 02, 03)  
Teyon McCoy (2-0, 88)  
Chris McCray (2-2, 04)  
Tom McMillen (2-2, 73)  
Charles McNeill (3-3, 58)  
Danny Miller (9-1, 99, 00, 01)  
Perry Moore (2-0, 58)  
Dutch Morley (4-0, 80, 81)  
Terence Morris (13-10, 98, 99, 00, 01)  
Byron Mouton (11-11, 01, 02)  
Bill Murphy (2-0, 58)
- N**  
John Nacincik (3-3, 58)  
Dave Neal (2-0, 07)  
John Newsome (1-0, 75)  
Draw Nicholas (16-3, 00, 01, 02, 03)
- O**  
Jim O'Brien (2-2, 73)  
Bambale Osby (2-0, 07)
- P**  
Chris Patton (3-0, 75)  
Charles Pittman (2-0, 81)  
Rich Porac (1-0, 73)  
Laron Profit (8-7, 96, 97, 98, 99)
- R**  
Ryan Randle (9-3, 02, 03)  
Matt Rayda (4-0, 94, 95, 96)  
Johnny Rhodes (7-7, 94, 95, 96)  
Steve Rivers (4-0, 81, 83)  
Tom Roy (5-3, 73, 75)
- S**  
Steve Sheppard (3-3, 75)  
Kurtis Shultz (3-0, 94, 95)  
Duane Simpkins (7-7, 94, 95, 96)  
Jamar Smith (5-2, 03, 04)  
Joe Smith (6-6, 94, 95)  
Terrell Stokes (8-7, 96, 97, 98, 99)  
D.J. Strawberry (4-2, 04, 07)
- V**  
Greivis Vasquez (2-2, 07)  
Herman Veal (2-2, 84)
- W**  
Rodney Walker (1-0, 88)  
Brian Walkins (2-0, 99)  
Julian Weingarten (1-0, 58)  
Howard White (2-0, 73)  
Chris Wilcox (11-6, 01, 02)  
Brian Williams (2-2, 88)  
Buck Williams (4-4, 80, 81)
- Y**  
Tom Young (3-3, 58)

### Terps On NCAA All-Tournament Teams

Lonny Baxter  
2002 - Final Four  
2002 - East Region MVP  
2001 - West Region MVP

Juan Dixon  
2002 - Final Four MVP  
2002 - East Region  
2001 - West Region

Chris Wilcox  
2002 - Final Four

Adrian Branch  
1985 - Southeast Region

John Lucas  
1975 - Midwest Region

Tom McMillen  
1973 - East Region

Nick Davis  
1958 - East Region



Chris Wilcox



Juan Dixon



Nick Davis



John Lucas



Tom McMillen

### NCAA Tournament Starting Lineups

Year	Lineup
1958	F Charles McNeil, F John Nacincik, C Al Bunge, G Nick Davis, G Tom Young
1973	F Jim O'Brien, F Len Elmore, C Tom McMillen, G John Lucas, G Bob Bodell
1975	F Steve Sheppard, F Owen Brown, C Tom Roy, G John Lucas, G Brad Davis
1980	F Albert King, F Ernest Graham, C Buck Williams, G Reggie Jackson, G Greg Manning
1981	F Albert King, F Ernest Graham, C Buck Williams, G Reggie Jackson, G Greg Manning
1983	F Len Bias, F Ed Farmer, F Mark Fothergill, C Ben Coleman, G/F Adrian Branch, G Jeff Adkins
1984	F Len Bias, F Herman Veal, C Ben Coleman, G/F Adrian Branch, G Jeff Adkins
1985	F Len Bias, G/F Adrian Branch, F/C Derrick Lewis, G Keith Gatlin, G Jeff Adkins
1986	F Len Bias, F/C Derrick Lewis, C Terry Long, G Keith Gatlin, G Jeff Baxter
1988	F Tony Massenburg, F Derrick Lewis, C Brian Williams, G Keith Gatlin, G Rudy Archer
1994	F Exree Hipp, F/G Keith Booth, F/C Joe Smith, G Duane Simpkins, G Johnny Rhodes
1995	F Exree Hipp, F/G Keith Booth, F/C Joe Smith, G Duane Simpkins, G Johnny Rhodes
1996	F Exree Hipp, F/G Keith Booth, C Obinna Ekezie, G Duane Simpkins, G Johnny Rhodes
1997	F Laron Profit, F Rodney Elliott, C Obinna Ekezie, G Terrell Stokes, G Keith Booth
1998	F Laron Profit, F Rodney Elliott, C Obinna Ekezie, G Terrell Stokes, G Sarunas Jasikevicius
1999	F Laron Profit, F Terence Morris, C Lonny Baxter, G Terrell Stokes, G Steve Francis
2000	F Danny Miller, F Tahj Holden, F Terence Morris, C Lonny Baxter, G Juan Dixon, G Steve Blake
2001	F Byron Mouton, F Terence Morris, C Lonny Baxter, G Juan Dixon, G Steve Blake
2002	F Byron Mouton, F Chris Wilcox, C Lonny Baxter, G Juan Dixon, G Steve Blake
2003	F Nik Caner-Medley/Calvin McCall, F Tahj Holden, F/C Ryan Randle, G Draw Nicholas, G Steve Blake
2004	F Nik Caner-Medley, F Travis Garrison, C Jamar Smith, G Chris McCray, G John Gilchrist
2007	F James Gist, F Ekene Ibekwe, G Mike Jones, G D.J. Strawberry, G Greivis Vasquez

HISTORY & HONORS



THIS IS


**MARYLAND**

BASKETBALL

## Teams Of Tradition

### 1957-58

Record: 22-7 H: 10-1 A: 6-4 N: 6-2  
ACC: 9-5, 4th place, ACC Tournament champion  
Postseason: NCAA East Region 3rd place  
Rankings: AP No. 6, UPI No. 6



### 1972-73

Record: 23-7 H: 13-1 A: 7-4 N: 3-2  
ACC: 7-5, 3rd place, ACC Tournament finalist  
Postseason: NCAA Elite Eight  
Rankings: AP No. 8, UPI No. 10



### 1974-75

Record: 23-7 H: 13-1 A: 7-4 N: 3-2  
ACC: 10-2, 1st place, ACC Regular Season champion  
Postseason: NCAA Elite Eight  
Rankings: AP No. 5, UPI No. 5



#### Team Roster

No.	Name	Yr.	Pos.	Ht.	Wt.	Hometown
22	Bill Murphy	Jr.	F	6-3	180	Pittsburgh, Pa.
25	Gene Danko	Jr.	G	6-2	180	McKeesport, Pa.
30	Tom Young	Sr.	G	6-1	170	Natrona Heights, Pa.
32	Nick Davis	Sr.	F	6-2	185	Rankin, Pa.
33	John Nacinick	Sr.	F	6-3	175	Brooklyn, N.Y.
34	Pete Krukar	So.	G	6-1	175	Ford City, Pa.
35	Jerry Bechtle	So.	F	6-2	195	Elizabeth, N.J.
40	Julian "Doc" Weingarten Jr.	F	6-4	190	Washington, D.C.	
43	Bob McDonald	So.	F-C	6-7	190	Lansdowne, Pa.
44	Jim Halleck	Jr.	F	6-0	195	Elizabeth, N.J.
45	Perry Moore	Sr.	C	6-4	205	Belpre, Ohio
50	Charles McNeil	So.	C-F	6-6	180	Pennsgrove, N.J.
53	Jerry Shanahan	So.	F	6-2	190	Pittsburgh, Pa.
54	Al Bunge	So.	C	6-9	215	Palmyra, N.J.

Head Coach: H.A. "Bud" Millikan  
Assistant Coach: Bob Ladd

#### Team Roster

No.	Name	Yr.	Pos.	Ht.	Wt.	Hometown
10	Rich Porac	Jr.	G	6-0	178	Monroeville, Pa.
13	Howard White	Sr.	G	6-0	160	Hampton, Va.
14	Donald White	So.	G	6-4	179	Pittsburgh, Pa.
15	John Lucas	Fr.	G	6-4	175	Durham, N.C.
21	Billy Hahn	So.	G	5-10	155	Mishawaka, Ind.
22	Jap Trimble	Jr.	G	6-3	181	New York, N.Y.
23	Vanck Cutler	So.	F	6-7	205	N. Tanawanda, N.Y.
24	Maurice Howard	Fr.	G	6-2	170	Philadelphia, Pa.
33	Darrell Brown	Sr.	F	6-6	225	Pittsburgh, Pa.
35	Bob Bode'll	Sr.	G	6-4	180	Frankfort, Ky.
41	Len Elmore	Jr.	F-C	6-9	232	Springfield Gardens, N.Y.
42	Owen Brown	So.	F-C	6-9	205	La Grange, Ill.
44	Jim O'Brien	Sr.	F	6-8	202	Falls Church, Va.
45	Tom Roy	So.	C	6-9	210	S.Windsor, Conn.
54	Tom McMillen	Jr.	C	6-11	213	Mansfield, Pa.

Head Coach: Charles "Lefty" Driesell  
Assistant Coaches: Jim Moloney, Joe Harrington, Tim Autry

#### Team Roster

No.	Name	Yr.	Pos.	Ht.	Wt.	Hometown
5	John Boyle	Jr.	F	6-7	210	Hyattsville, Md.
10	Steve Sheppard	So.	F	6-6	210	New York, N.Y.
12	Mike Brashears	Fr.	G	6-1	170	Hagerstown, Md.
13	James Jones	Jr.	G	6-4	205	Seat Pleasant, Md.
15	John Lucas	Jr.	G	6-4	170	Durham, N.C.
20	John Newsome	Fr.	F	6-6	195	Norfolk, Va.
21	Billy Hahn	Sr.	G	5-11	150	Mishawaka, Ind.
22	Mike Cherry	Fr.	F	6-5	190	Elm City, N.C.
24	Maurice Howard	Jr.	G	6-3	170	Philadelphia, Pa.
30	Brad Davis	Fr.	G	6-3	180	Monaca, Pa.
42	Owen Brown	Sr.	F-C	6-8	205	LaGrange, Ill.
44	Chris Patton	Fr.	C	6-9	210	Bessemer, Ala.
45	Tom Roy	Sr.	C	6-9	210	S.Windsor, Conn.

Head Coach: Charles "Lefty" Driesell  
Assistant Coaches: Joe Harrington, Dave Pritchett, Howard White

#### Season Statistics

Name	GP	FG%	FT%	Reb.-Avg.	Asst.	Pts.-Avg
Charles McNeil	29	.442	.762	202-6.9	—	401-13.8
Nick Davis	29	.463	.761	75-2.6	—	372-12.8
Al Bunge	29	.402	.542	265-9.1	—	297-10.2
John Nacinick	28	.360	.735	151-5.4	—	246-8.9
Tom Young	23	.388	.740	120-5.2	—	224-9.8
Gene Danko	28	.407	.762	48-1.7	—	122-4.4
Jim Halleck	23	.457	.672	64-2.8	—	85-3.7
Jerry Bechtle	26	.416	.429	47-1.8	—	82-3.2
Doc Weingarten	19	.517	.775	38-2.0	—	61-3.2
Bill Murphy	20	.312	.774	43-2.2	—	54-2.7
Jerry Shanahan	16	.706	.575	11-7	—	39-2.6
Pete Krukar	19	.400	.900	9-5	—	17-0.9
Perry Moore	24	.136	.636	31-1.3	—	13-0.5
Maryland Totals	29	.416	.688	1175-40.5	—	2004-69.1
Opponent Totals	29	.352	.676	1031-35.6	—	1671-57.6

#### ACC Tournament

Quarterfinals – defeated Virginia, 70-66  
Semifinals – defeated Duke, 71-65 (OT)  
Championship – defeated North Carolina, 86-74

#### NCAA Tournament

East Region First Round – defeated Boston College, 86-63  
East Region Semifinal – lost to Temple, 71-67  
East Region Consolation – defeated Manhattan, 59-55

#### Season Statistics

Name	GP	FG%	FT%	Reb.-Avg.	Asst.	Pts.-Avg
Tom McMillen	29	.585	.800	284-9.8	28	616-21.2
Jim O'Brien	30	.555	.844	144-4.8	67	498-16.6
John Lucas	30	.538	.703	83-2.8	178	425-14.2
Len Elmore	26	.469	.607	290-11.2	35	261-10.0
Bob Bodell	30	.503	.820	80-2.6	121	238-7.9
Darrell Brown	27	.508	.684	77-2.9	44	147-5.4
Tom Roy	29	.517	.529	113-3.9	8	128-4.4
Owen Brown	30	.419	.643	72-2.4	17	122-4.1
Maurice Howard	29	.404	.579	19-1.5	25	81-2.8
Rich Porac	24	.483	.529	7-2.9	23	37-1.5
Howard White	19	.405	.750	14-7	7	36-2.0
Don White	14	.455	.500	5-4	1	12-0.9
Billy Hahn	16	.714	.000	0-0	1	10-0.6
Maryland Totals	30	.520	.718	1367-45.4	557	2613-87.1
Opponent Totals	30	.468	.686	1043-34.8	363	2226-74.2

#### ACC Tournament

Quarterfinals – defeated Clemson, 77-61  
Semifinals – defeated Wake Forest, 73-65  
Championship – lost to NC State, 76-74

#### NCAA Tournament

East Region First Round – bye  
East Region Semifinal – defeated Syracuse, 91-75  
East Region Final – lost to Providence, 103-89

#### Season Statistics

Name	GP	FG%	FT%	Reb.-Avg.	Asst.	Pts.-Avg
John Lucas	24	.549	.836	100-4.2	91	469-19.5
Owen Brown	29	.513	.829	206-7.8	31	431-14.9
Steve Sheppard	29	.519	.712	217-7.5	25	416-14.3
Maurice Howard	29	.565	.727	77-2.7	65	388-13.4
Brad Davis	29	.580	.820	95-3.3	134	364-12.6
Tom Roy	29	.606	.686	321-11.1	30	320-11.0
Chris Patton	19	.531	.733	54-2.8	3	90-4.7
John Newsome	23	.487	.778	49-2.1	3	59-2.6
Billy Hahn	22	.561	.546	15-7	30	58-2.6
John Boyle	18	.333	.400	13-7	0	8-0.4
Maryland Totals	29	.547	.757	1261-43.5	413	2607-89.9
Opponent Totals	29	.441	.694	999-34.5	355	2163-74.6

#### ACC Tournament

Quarterfinals – lost to NC State, 87-85

#### NCAA Tournament


Midwest Region First Round – defeated Creighton, 83-79  
Midwest Region Semifinal – defeated Notre Dame, 83-71  
Midwest Region Final – lost to Louisville, 96-82



## 1979-80

Record: 24-7 H: 16-0 A: 4-4 N: 4-3  
 ACC: 11-3, ACC Regular Season champion  
 Postseason: NCAA Sweet Sixteen  
 Rankings: AP No. 8, UPI No. 8

### Team Roster



No.	Name	Yr.	Pos.	Ht.	Wt.	Hometown
10	Greg Manning	Jr.	G	6-1	170	Highspire, Pa.
15	Reggie Jackson	So.	G	6-4	210	Philadelphia, Pa.
21	Mark "Dutch" Morley	So.	G	6-2	170	Hyattsville, Md.
22	Mark Fothergill	Fr.	F	6-9	220	Somerset, Ky.
23	David Henderson	Jr.	C	6-9	215	Roanoke, Va.
25	Ernest Graham	Jr.	F	6-7	215	Baltimore, Md.
41	Jon Robinson	Fr.	G	6-4	184	Gastonia, N.C.
42	Herman Veal	Fr.	F	6-6	200	Jackson, Miss.
50	John Bilney	Sr.	C-F	6-8	220	Woodcliff Lake, N.J.
52	Charles "Buck" Williams	So.	C-F	6-8	215	Rocky Mount, N.C.
54	Taylor Baldwin	So.	C	6-10	225	Greenwich, Conn.
55	Albert King	Jr.	F	6-6	190	Brooklyn, N.Y.

Head Coach: Charles "Lefty" Driesell  
 Assistant Coaches: Tom Abatemarco, John Kochan, Sherman Dillard

### Season Statistics

Name	GP	FG%	FT%	Reb.-Avg.	Asst.	Pts.-Avg.
Albert King	31-31	.553	.821	207-6.7	86	674-21.7
Ernest Graham	31-30	.501	.658	230-7.4	136	483-15.6
Greg Manning	30-29	.643	.908	47-1.6	65	471-15.7
Buck Williams	24-23	.606	.664	242-10.1	27	371-15.5
Reggie Jackson	31-20	.429	.611	65-2.1	88	158-5.1
Taylor Baldwin	31-8	.657	.652	82-2.7	11	122-3.9
Dutch Morley	31-14	.453	.792	51-1.7	124	98-3.1
Mark Fothergill	15-0	.518	.538	20-1.3	1	35-2.3
Jon Robinson	14-0	.333	.750	2-0.1	15	31-2.2
John Bilney	14-1	.450	.462	38-2.7	2	24-1.7
David Henderson	16-0	.600	.500	18-1.1	3	16-1.0
Maryland Totals	31	.551	.724	1089-35.1	558	2481-80.0
Opponent Totals	31	.474	.700	1000-32.3	476	2226-71.8

### ACC Tournament


Quarterfinals - defeated Georgia Tech, 51-49 (OT)  
 Semifinals - defeated Clemson, 91-85  
 Finals - lost to Duke, 73-72

### NCAA Tournament

East Region First Round - bye  
 East Region Second Round - defeated Tennessee, 86-75  
 East Region Semifinal - lost to Georgetown, 74-68

## 1980-81

Record: 21-10 H: 12-3 A: 5-5 N: 4-2  
 ACC: 8-6, 4th place, ACC Tournament finalist  
 Postseason: NCAA Second Round  
 Rankings: AP No. 18, UPI No. 11



### Team Roster

No.	Name	Yr.	Pos.	Ht.	Wt.	Hometown
10	Greg Manning	Sr.	G	6-1	173	Highspire, Pa.
14	Steve Rivers	Fr.	G	6-3	170	Brockville, N.Y.
15	Reggie Jackson	Jr.	G	6-4	210	Philadelphia, Pa.
21	Greg "Dutch" Morley	Jr.	G	6-2	170	Hyattsville, Md.
22	Mark Fothergill	So.	F	6-9	220	Somerset, Ky.
25	Ernest Graham	Sr.	G-F	6-7	207	Baltimore, Md.
32	Charles Pittman	Jr.	F	6-8	215	Rocky Mount, N.C.
33	Pete Halbert	Fr.	F	6-6	190	Fairfax, Va.
41	Jon Robinson	So.	G	6-4	185	Gastonia, N.C.
42	Herman Veal	Fr.	F	6-6	200	Jackson, Miss.
42	Charles "Buck" Williams	Jr.	C-F	6-6	215	Rocky Mount, N.C.
54	Taylor Baldwin	Jr.	C	6-10	219	Greenwich, Conn.
55	Albert King	Sr.	F	6-6	180	Brooklyn, N.Y.

Head Coach: Charles "Lefty" Driesell  
 Assistant Coaches: Tom Abatemarco, John Kochan, Sherman Dillard

### Season Statistics

Name	GP	FG%	FT%	Reb.-Avg.	Asst.	Pts.-Avg.
Albert King	31-31	.502	.812	177-5.7	92	559-18.0
Buck Williams	31-31	.647	.637	363-11.7	31	482-15.6
Ernest Graham	31-31	.514	.727	176-5.7	120	448-14.5
Greg Manning	31-31	.558	.821	41-1.3	85	422-13.6
Charles Pittman	31-2	.670	.640	115-3.7	13	158-5.1
Reggie Jackson	31-23	.353	.750	45-1.5	60	93-3.0
Dutch Morley	30-7	.548	.790	40-1.3	84	61-2.0
Steve Rivers	24-0	.404	.917	10-0.4	19	53-2.2
Herman Veal	16-0	.353	.591	31-1.9	4	25-1.6
Pete Halbert	12-0	.240	.667	15-1.3	1	22-1.8
Jon Robinson	9-0	.529	.167	7-0.8	3	19-2.1
Taylor Baldwin	9-0	.667	.750	11-1.2	1	11-1.6
Maryland Totals	31	.532	.720	1095-35.3	503	2353-75.9
Opponent Totals	31	.473	.698	954-30.8	454	2164-69.8

### ACC Tournament


Quarterfinals - defeated Duke, 56-53  
 Semifinals - defeated Virginia, 85-62  
 Finals - lost to North Carolina, 61-60

### NCAA Tournament

Midwest Region First Round - defeated  
 Tenn.-Chattanooga, 81-69  
 Midwest Region Second Round - lost to Indiana, 99-64

## 1982-83

Record: 20-10 H: 14-3 A: 5-4 N: 1-3  
 ACC: 8-6, 3rd place (tie)  
 Postseason: NCAA Second Round  
 Rankings: None



### Team Roster

No.	Name	Yr.	Pos.	Ht.	Wt.	Hometown
10	Jeff Adkins	So.	G	6-5	185	Martinsville, Va.
11	Chuck Driesell	So.	G	6-2	170	Silver Spring, Md.
12	Jeff Baxter	Fr.	G	6-1	165	Washington, D.C.
14	Steve Rivers	Jr.	G	6-3	175	Uniondale, N.Y.
20	Ed Farmer	Fr.	F	6-8	210	Wilson, N.C.
22	Mark Fothergill	Jr.	F	6-9	220	Somerset, Ky.
32	Adrian Branch	So.	F	6-8	185	Largo, Md.
31	Bryan Palmer	Fr.	F	6-10	205	Susquehannock, Md.
33	Pete Halbert	Jr.	F-G	6-6	190	Annapdale, Va.
34	Len Bias	Fr.	F	6-8	195	Landover, Md.
42	Herman Veal	Jr.	F	6-6	220	Jackson, Miss.
52	Greg Stevens	Fr.	C	7-2	260	Stow, Ohio
54	Ben Coleman	Jr.	C-F	6-9	220	Minneapolis, Minn.

Head Coach: Charles "Lefty" Driesell  
 Assistant Coaches: John Kochan, Sherman Dillard, Mel Cartwright

### Season Statistics

Name	GP	FG%	FT%	Reb.-Avg.	Asst.	Pts.-Avg.
Adrian Branch	29-29	.469	.715	150-5.2	95	541-18.7
Ben Coleman	30-30	.571	.652	242-8.1	32	454-15.1
Jeff Adkins	30-30	.468	.648	80-2.7	121	297-9.9
Len Bias	30-13	.478	.636	125-4.2	22	214-7.1
Mark Fothergill	30-23	.557	.758	112-3.7	19	187-6.2
Herman Veal	26-19	.479	.762	179-6.9	18	176-6.8
Steve Rivers	25-5	.556	.313	21-0.8	22	137-5.5
Jeff Baxter	30-0	.417	.794	20-0.7	33	103-3.4
Ed Farmer	20-1	.408	.636	44-2.2	3	54-2.7
Pete Halbert	20-0	.222	.826	11-0.6	4	33-1.7
Chuck Driesell	17-0	.333	.571	5-0.3	5	21-1.3
Bryan Palmer	12-0	.000	.250	15-1.3	1	2-0.2
Maryland Totals	30	.490	.685	1098-36.6	375	2222-74.1
Opponent Totals	30	.453	.670	1022-34.1	385	2141-71.4

### ACC Tournament

Quarterfinals - lost to Georgia Tech, 64-58 (OT)

### NCAA Tournament


Midwest Region First Round - defeated  
 Tenn.-Chattanooga, 52-51  
 Midwest Region Second Round - lost to Houston, 60-50

# MARYLAND

2002 NCAA CHAMPIONS  
2004 ACC CHAMPIONS

## 1983-84

Record: 24-8 H: 13-2 A: 6-4 N: 5-2  
ACC: 9-5, 2nd place, ACC Tournament champion  
Postseason: NCAA Sweet Sixteen  
Rankings: AP No. 11, UPI No. 10



### Team Roster

No.	Name	Yr.	Pos.	Ht.	Wt.	Hometown
3	Keith Gatlin	Fr.	G	6-5	165	Grimesland, N.C.
10	Jeff Adkins	Jr.	G	6-5	185	Martinsville, Va.
11	Chuck Driesell	Jr.	G	6-2	170	Silver Spring, Md.
12	Jeff Baxter	So.	G	6-1	165	Washington, D.C.
14	Steve Rivers	Sr.	G	6-3	170	Uniondale, N.Y.
22	Mark Fothergill	Sr.	F	6-9	220	Somerset, Ky.
24	Adrian Branch	Jr.	F	6-8	185	Largo, Md.
31	Bryan Palmer	So.	C	6-10	205	Glen Rock, Pa.
32	Terry Long	Fr.	F	6-8	240	Glen Allen, Va.
33	Pete Holbert	Sr.	F	6-6	190	Fairfax, Va.
34	Len Bias	So.	F	6-8	195	Landover, Md.
42	Herman Veal	Sr.	F	6-6	200	Jackson, Miss.
54	Ben Coleman	Sr.	C	6-9	220	Minneapolis, Minn.

Head Coach: Charles "Lefty" Driesell

Assistant Coaches: Sherman Dillard, Mel Cartwright, Ron Bradley

### Season Statistics

Name	GP	FG%	FT%	Reb.-Avg.	Asst.	Pts.-Avg
Ben Coleman	32-32	.608	.715	269-8.4	53	491-15.3
Len Bias	32-31	.567	.767	145-4.5	48	488-15.2
Adrian Branch	28-25	.479	.752	89-3.1	75	363-13.0
Jeff Adkins	32-31	.538	.673	86-2.7	119	304-9.4
Herman Veal	32-28	.554	.733	213-6.7	57	268-8.4
Keith Gatlin	32-9	.487	.761	52-1.6	148	198-6.2
Mark Fothergill	32-3	.535	.846	64-2.0	12	109-3.4
Terry Long	27-0	.542	.515	52-1.9	10	55-2.0
Jeff Baxter	21-0	.393	.733	8-0.4	46	48-2.3
Chuck Driesell	15-0	.462	.526	8-0.4	5	34-2.3
Pete Holbert	14-0	.421	.833	13-0.9	4	21-1.5
Steve Rivers	6-0	.429	1.000	1-0.2	1	12-2.0
Maryland Totals	32	.539	.725	1078-33.7	548	2391-74.7
Opponent Totals	32	.462	.694	996-31.1	465	2151-67.2

### ACC Tournament


Quarterfinals - defeated N.C. State, 69-63  
Semifinals - defeated Wake Forest, 66-64  
Finals - defeated Duke, 74-62

### NCAA Tournament

Midwest Region First Round - bye  
Midwest Region Second Round - defeated West Virginia, 102-77  
Midwest Region Semifinal - lost to Illinois, 72-70

## 1984-85

Record: 25-12 H: 14-2 A: 7-6 N: 4-4  
ACC: 8-6, 4th place (tie)  
Postseason: NCAA Sweet Sixteen  
Rankings: None



### Team Roster

No.	Name	Yr.	Pos.	Ht.	Wt.	Hometown
3	Keith Gatlin	So.	G	6-5	165	Grimesland, N.C.
10	Jeff Adkins	Sr.	G	6-5	185	Martinsville, Va.
11	Chuck Driesell	Sr.	G	6-2	170	Silver Spring, Md.
12	Jeff Baxter	Jr.	G	6-1	165	Washington, D.C.
22	Walter Lancaster	Fr.	G	6-4	180	Lanham, Md.
24	Adrian Branch	Sr.	G-F	6-8	185	Largo, Md.
31	Bryan Palmer	So.	C	6-10	205	Glen Rock, Pa.
32	Terry Long	So.	C-F	6-8	240	Glen Allen, Va.
33	Demick Lewis	Fr.	F	6-7	195	Temple Hills, Md.
34	Len Bias	Jr.	F	6-8	195	Landover, Md.
41	Tom Jones	Jr.	F	6-6	205	Oak Hill, W.Va.
50	Ed Woods	Fr.	F	6-7	210	Rockville, Md.

Head Coach: Charles "Lefty" Driesell

Assistant Coaches: Sherman Dillard, Mel Cartwright, Ron Bradley

### Season Statistics

Name	GP	FG%	FT%	Reb.-Avg.	Asst.	Pts.-Avg
Len Bias	37-37	.530	.777	251-6.8	65	701-19.0
Adrian Branch	37-37	.510	.762	182-4.9	81	671-18.1
Keith Gatlin	37-35	.514	.862	70-1.8	221	306-8.3
Tom Jones	37-20	.507	.741	155-4.2	37	264-7.1
Demick Lewis	37-34	.466	.625	241-6.5	33	221-6.0
Jeff Adkins	37-14	.456	.711	78-4.1	68	193-5.2
Jeff Baxter	35-0	.500	.697	26-0.7	46	97-2.8
Terry Long	37-8	.508	.613	69-1.9	14	85-2.3
Chuck Driesell	14-2	.333	.727	8-0.6	3	38-2.7
Bryan Palmer	12-0	.167	.846	10-0.8	4	13-1.1
Walter Lancaster	7-0	.500	.000	1-0.1	3	10-1.4
Ed Woods	5-0	.000	.429	3-0.4	0	3-0.6
Maryland Totals	37	.503	.743	1184-32	575	2602-70.3
Opponent Totals	37	.459	.691	1222-33	510	2404-65.0

### ACC Tournament


Quarterfinals - lost to Duke, 86-73

### NCAA Tournament

Southeast Region First Round - defeated Miami-Ohio, 69-68 (OT)  
Southeast Region Second Round - defeated Navy, 64-59  
Southeast Region Semifinal - lost to Villanova, 46-43

## 1985-86

Record: 19-14 H: 10-5 A: 6-7 N: 3-2  
ACC: 6-8, 6th place  
Postseason: NCAA Second Round  
Rankings: None



### Team Roster

No.	Name	Yr.	Pos.	Ht.	Wt.	Hometown
3	Keith Gatlin	Jr.	G	6-5	165	Grimesland, N.C.
12	Jeff Baxter	Sr.	G	6-1	165	Washington, D.C.
21	John Johnson	Fr.	G	6-4	170	Knoxville, Tenn.
23	Dave Dickerson	Fr.	F	6-6	200	Olar, S.C.
25	Tony Massenburg	Fr.	F	6-8	215	Sussex, Va.
31	Bryan Palmer	Jr.	C	6-10	205	Glen Rock, Pa.
32	Terry Long	Jr.	C-F	6-8	240	Glen Allen, Va.
33	Demick Lewis	So.	F	6-7	195	Temple Hills, Md.
34	Len Bias	Sr.	F	6-8	195	Landover, Md.
40	David Gregg	Fr.	F	6-9	190	Hyattsville, Md.
41	Tom Jones	Sr.	F	6-6	205	Oak Hill, W.Va.
50	Phil Nevin	Fr.	C	6-11	250	Vandergrift, Pa.
54	Christoph Weisheit	Fr.	C	7-2	210	Cologne, W. Germany

Head Coach: Charles "Lefty" Driesell

Assistant Coaches: Ron Bradley, Oliver Purnell, Bart Bellairs

### Season Statistics

Name	GP	FG%	FT%	Reb.-Avg.	Asst.	Pts.-Avg
Len Bias	32-32	.544	.864	224-7.0	33	743-23.2
Keith Gatlin	32-30	.475	.784	86-2.7	204	326-10.2
Jeff Baxter	32-30	.478	.703	62-1.9	101	303-9.5
Tom Jones	33-9	.551	.617	155-4.7	36	267-8.1
Demick Lewis	33-33	.485	.684	222-6.7	28	261-7.9
John Johnson	31-8	.500	.842	29-0.9	35	181-5.8
Terry Long	28-21	.546	.618	87-3.1	16	91-3.3
Tony Massenburg	29-8	.500	.563	60-2.1	0	83-2.9
Dave Dickerson	15-0	.440	.769	22-1.5	7	32-2.1
David Gregg	15-1	.588	.474	11-0.7	2	29-1.9
Greg Nared	7-0	.375	.000	5-0.7	3	6-0.9
Maryland Totals	33	.510	.729	1030-31.2	465	2322-70.4
Opponent Totals	33	.480	.730	1017-30.8	457	2166-65.6

### ACC Tournament

Quarterfinals - defeated North Carolina, 85-75  
Semifinals - lost to Georgia Tech, 64-62


### NCAA Tournament

West Region First Round - defeated Pepperdine, 69-64  
West Region Second Round - lost to UNLV, 70-64



## 1987-88

Record: 18-13 H: 8-4 A: 6-7 N: 4-2  
ACC: 6-8, 5th place  
Postseason: NCAA Second Round  
Rankings: None



### Team Roster

No.	Name	Yr.	Pos.	Ht.	Wt.	Hometown
3	Keith Gatlin	Sr.	G	6-5	170	Grimesland, N.C.
5	Mitch Kasoff	So.	G	6-1	175	Pikesville, Md.
10	Mark Karver	So.	F	6-7	195	Keningston, Md.
11	Teyon McCoy	So.	G	6-1	170	Hammond, Ind.
12	Rudy Archer	Jr.	G	6-1	170	Baltimore, Md.
21	John Johnson	Jr.	G	6-4	170	Knoxville, Tenn.
22	Greg Nared	Jr.	G	6-4	190	Wilmington, Ohio
23	Dave Dickerson	Jr.	F	6-6	200	Olar, S.C.
24	Brian Williams	Fr.	C	6-10	210	Santa Monica, Calif.
25	Tony Massenburg	So.	F-C	6-9	230	Sussex, Va.
30	Rodney Walker	Jr.	F	6-9	250	Baltimore, Md.
33	Demick Lewis	Sr.	F	6-7	195	Temple Hills, Md.
43	Cedric Lewis	Fr.	F	6-9	200	Temple Hills, Md.
44	Steve Hood	So.	G-F	6-6	190	New Carrollton, Md.

Head Coach: Bob Wade

Assistant Coaches: Ron Bradley, Oliver Purnell, Jeff Adkins

### Season Statistics

Name	GP	FG%	FT%	Reb.-Avg.	Asst.	Pts.-Avg
Demick Lewis	31-31	.556	.593	237-7.6	71	466-15.0
Rudy Archer	31-31	.432	.770	75-2.4	172	393-12.7
Brian Williams	29-29	.600	.671	173-6.0	22	363-12.5
Keith Gatlin	21-10	.506	.758	63-3.0	76	257-12.2
Tony Massenburg	23-16	.520	.573	122-5.3	10	233-10.1
Steve Hood	29-12	.482	.741	72-2.5	55	226-7.8
Teyon McCoy	31-8	.486	.871	31-1.0	68	165-5.3
Dave Dickerson	30-6	.472	.724	62-2.1	30	135-4.5
John Johnson	23-0	.444	.700	16-0.7	12	51-2.2
Cedric Lewis	7-2	.313	.308	14-2.0	1	14-2.0
Mark Karver	12-0	.313	.727	9-0.8	10	19-1.6
Rodney Walker	12-0	.417	.333	9-0.8	1	12-1.0
Mitch Kasoff	6-0	.400	.333	0-0.0	0	5-0.8
Greg Nared	14-1	.182	.875	3-0.2	8	11-0.8
Maryland Totals	31	.504	.672	957-30.9	516	2350-75.8
Opponent Totals	31	.482	.715	1010-32.6	488	2227-71.8

### ACC Tournament

Quarterfinals - defeated Georgia Tech, 84-67  
Semifinals - lost to North Carolina, 74-64

### NCAA Tournament

Southeast Region First Round - defeated UC Santa Barbara, 92-82  
Southeast Region Second Round - lost to Kentucky, 70-64

## 1993-94

Record: 18-12 H: 10-3 A: 4-6 N: 4-3  
ACC: 8-8, 4th place (tie)  
Postseason: NCAA Sweet Sixteen  
Rankings: USA Today/CNN No. 20



### Team Roster

No.	Name	Yr.	Pos.	Ht.	Wt.	Hometown
3	Matt Raydo	Fr.	G	5-10	160	Ft. Lauderdale, Fla.
4	Exree Hipp	So.	F	6-8	183	Washington, D.C.
10	Duane Simpkins	So.	G	6-0	173	Ft. Washington, Md.
11	Matt Kovarik	Fr.	G	6-5	179	Greensboro, N.C.
12	Donny Judd	So.	F	6-5	185	Forestville, Md.
15	Johnny Rhodes	So.	G	6-5	205	Washington, D.C.
21	Mano Lucas	So.	F	6-8	230	Memphis, Tenn.
22	Keith Booth	Fr.	F	6-5	220	Baltimore Md.
24	John Walsh	Jr.	F	6-8	221	West Islip, N.Y.
30	Nick Bosnic	Fr.	F-G	6-7	197	Uniontown, Pa.
31	Wayne Bristol	Jr.	G	6-1	178	Beltsville, Md.
32	Joe Smith	Fr.	F-C	6-9	213	Norfolk, Va.
55	Kurtis Shultz	Jr.	F	6-6	235	Randallstown, Md.

Head Coach: Gary Williams

Assistant Coaches: Billy Hahn, Art Perry, Jimmy Patsos

### Season Statistics

Name	GP	FG%	FT%	Reb.-Avg.	Asst.	Pts.-Avg
Joe Smith	30-30	.522	.734	321-10.7	25	582-19.4
Exree Hipp	30-30	.472	.688	120-4.0	76	397-13.2
Johnny Rhodes	30-29	.419	.623	203-6.8	122	374-12.5
Duane Simpkins	30-30	.485	.784	77-2.6	136	355-11.8
Keith Booth	30-30	.454	.584	183-6.1	65	324-10.8
Mano Lucas	30-0	.391	.585	107-3.6	11	163-5.4
Nick Bosnic	28-0	.413	.706	41-1.5	24	82-2.9
Donny Judd	8-0	.417	.667	6-0.8	0	16-2.0
Matt Kovarik	29-1	.421	.792	33-1.1	31	53-1.8
Wayne Bristol	22-0	.379	.632	17-0.8	6	38-1.7
Kurtis Shultz	19-0	.294	.333	11-0.6	4	12-0.6
Matt Raydo	9-0	.000	.429	3-0.3	2	3-0.3
Maryland Totals	30	.457	.682	1193-39.8	502	2399-80.0
Opponent Totals	30	.432	.640	1148-38.3	448	2197-73.2

### ACC Tournament

Quarterfinals - lost to Virginia, 69-63

### NCAA Tournament

Midwest Region First Round - defeated St. Louis, 74-67  
Midwest Region Second Round - defeated Massachusetts, 95-87  
Midwest Region Semifinal - lost to Michigan, 78-71

## 1994-95

Record: 26-8 H: 16-0 A: 4-4 N: 6-4  
ACC: 12-4, ACC Regular Season co-champion  
Postseason: NCAA Sweet Sixteen  
Rankings: AP No. 10, USA Today/CNN No. 11



### Team Roster

No.	Name	Yr.	Pos.	Ht.	Wt.	Hometown
3	Matt Raydo	So.	G	5-10	160	Ft. Lauderdale, Fla.
4	Exree Hipp	Jr.	F	6-6	205	Washington, D.C.
10	Duane Simpkins	Jr.	G	6-0	172	Ft. Washington, Md.
11	Matt Kovarik	So.	G	6-5	185	Greensboro, N.C.
12	Donny Judd	Sr.	F	6-5	185	Forestville, Md.
13	Sarunas Jasikevicius	Fr.	G	6-4	202	Kaunas, Lithuania
15	Johnny Rhodes	Jr.	G	6-4	205	Washington, D.C.
21	Mario Lucas	Jr.	F	6-8	233	Memphis, Tenn.
22	Keith Booth	So.	F	6-5	225	Baltimore Md.
25	Rodney Elliott	Fr.	F	6-8	207	Baltimore Md.
31	Wayne Bristol	Sr.	G	6-1	185	Beltsville, Md.
32	Joe Smith	So.	F-C	6-10	221	Norfolk, Va.
55	Kurtis Shultz	Sr.	F	6-5	235	Randallstown, Md.

Head Coach: Gary Williams

Assistant Coaches: Billy Hahn, Art Perry, Jimmy Patsos

### Season Statistics

Name	GP	FG%	FT%	Reb.-Avg.	Asst.	Pts.-Avg
Joe Smith	34-34	.578	.741	362-10.7	40	708-20.8
Johnny Rhodes	34-34	.525	.694	179-5.3	126	475-14.0
Exree Hipp	34-34	.514	.656	141-4.2	109	461-13.6
Keith Booth	34-34	.455	.695	247-7.3	76	369-10.9
Duane Simpkins	34-33	.445	.841	72-2.1	162	358-10.5
Mano Lucas	34-0	.420	.577	125-3.7	23	241-7.1
Wayne Bristol	34-0	.465	.636	40-1.2	31	133-3.9
Sarunas Jasikevicius	29-0	.446	.810	19-0.7	22	89-3.1
Donny Judd	10-0	.455	.556	5-0.5	3	16-1.6
Kurtis Shultz	12-0	.636	1.00	11-0.9	1	19-1.6
Rodney Elliott	30-0	.500	.519	46-1.5	13	43-1.4
Matt Raydo	12-0	.445	.800	6-0.5	8	12-1.0
Matt Kovarik	31-1	.313	.647	27-0.9	27	22-0.7
Maryland Totals	34	.498	.706	1367-40.2	641	2946-86.7
Opponent Totals	34	.440	.656	1142-33.6	511	2514-73.9

### ACC Tournament

Quarterfinals - defeated Florida State, 71-64  
Semifinals - lost to North Carolina, 97-92 (OT)

### NCAA Tournament

West Region First Round - defeated Gonzaga, 87-63  
West Region Second Round - defeated Texas, 82-68  
West Region Semifinal - lost to Connecticut, 99-89

## 1995-96

Record: 17-13 H: 11-3 A: 3-5 N: 3-5  
ACC: 8-8, 4th place (tie)  
Postseason: NCAA First Round  
Rankings: None



### Team Roster

No.	Name	Yr.	Pos.	Ht.	Wt.	Hometown
3	Laron Profit	Fr.	F-G	6-5	189	Charleston, S.C.
4	Exree Hipp	Sr.	F	6-8	224	Washington, D.C.
5	Matt Raydo	Jr.	G	5-10	153	Ft. Lauderdale, Fla.
10	Duane Simpkins	Sr.	G	6-0	172	Ft. Washington, Md.
11	Matt Kovarik	Jr.	G	6-4	201	Greensboro, N.C.
12	Terrell Stokes	Fr.	G	6-0	172	Philadelphia, Pa.
13	Sarunas Jasikevicius	So.	G	6-4	195	Kaunas, Lithuania
14	Norman Fields	Fr.	G	6-0	173	Mt. Vernon, N.Y.
15	Johnny Rhodes	Sr.	G	6-4	212	Washington, D.C.
21	Mario Lucas	Sr.	F	6-8	241	Memphis, Tenn.
22	Keith Booth	Jr.	F	6-6	222	Baltimore Md.
25	Rodney Elliott	So.	F	6-8	213	Baltimore Md.
45	Brian Watkins	So.	F	6-9	216	Nashville, Tenn.
54	Obinna Ekezie	Fr.	F-C	6-9	260	Port Harcourt, Nigeria

Head Coach: Gary Williams

Assistant Coaches: Billy Hahn, Art Perry, Jimmy Patsos

### Season Statistics

Name	GP	FG%	FT%	Reb.-Avg.	Asst.	Pts.-Avg
Johnny Rhodes	30-30	.478	.569	177-5.9	98	502-16.7
Keith Booth	30-30	.442	.757	233-7.8	73	459-15.3
Duane Simpkins	27-27	.458	.845	65-2.4	118	328-12.2
Mario Lucas	29-6	.427	.628	151-5.2	8	305-10.5
Exree Hipp	29-27	.368	.661	89-3.1	54	198-6.8
Laron Profit	27-0	.482	.756	74-2.7	32	154-5.7
Rodney Elliott	29-6	.500	.692	91-3.1	11	142-4.9
Obinna Ekezie	30-18	.472	.550	111-3.7	10	135-4.5
Sarunas Jasikevicius	27-2	.427	.500	32-1.2	33	106-3.9
Terrell Stokes	30-4	.470	.635	40-1.3	85	100-3.3
Matt Raydo	8-0	.250	.500	0-0.0	3	4-0.5
Norman Fields	10-0	.286	.000	4-0.4	1	5-0.5
Matt Kovarik	5-0	.000	.500	2-0.4	3	2-0.4
Maryland Totals	30	.449	.683	1158-38.6	529	2440-81.3
Opponent Totals	30	.451	.729	1114-37.1	429	2288-76.3

### ACC Tournament

Quarterfinals - defeated Duke, 82-69  
Semifinals - lost to Georgia Tech, 84-79

### NCAA Tournament

West Region First Round - lost to Santa Clara, 91-79

## 1996-97

Record: 21-11 H: 11-3 A: 5-4 N: 5-4  
ACC: 9-7, 4th place (tie)  
Postseason: NCAA First Round  
Rankings: AP No. 22



### Team Roster

No.	Name	Yr.	Pos.	Ht.	Wt.	Hometown
3	Laron Profit	So.	F-G	6-5	189	Charleston, S.C.
4	Atman Smith	Fr.	G	5-10	160	Baltimore, Md.
5	Matt Raydo	Sr.	G	5-10	152	Ft. Lauderdale, Fla.
10	Kelly Hite	Fr.	G	6-4	190	Temple Terrace, Fla.
11	Matt Kovarik	Jr.	G	6-4	201	Greensboro, N.C.
12	Terrell Stokes	Sr.	G	6-0	171	Philadelphia, Pa.
13	Sarunas Jasikevicius	Jr.	G	6-4	195	Kaunas, Lithuania
14	Norman Fields	So.	G	6-0	173	Mt. Vernon, N.Y.
20	Matt Hahn	Fr.	G	6-0	155	Columbia, Md.
22	Keith Booth	Sr.	F	6-6	222	Baltimore Md.
25	Rodney Elliott	Jr.	F	6-8	213	Baltimore Md.
45	Brian Watkins	So.	F	6-9	216	Nashville, Tenn.
54	Obinna Ekezie	So.	F-C	6-9	260	Port Harcourt, Nigeria
55	Mike Mardesich	Fr.	C	7-0	220	Boston, Mass.

Head Coach: Gary Williams

Assistant Coaches: Billy Hahn, Dave Dickerson, Jimmy Patsos

### Season Statistics

Name	GP	FG%	FT%	Reb.-Avg.	Asst.	Pts.-Avg
Keith Booth	32-32	.469	.717	253-7.9	82	624-19.5
Laron Profit	32-30	.475	.626	171-5.3	78	412-12.9
Sarunas Jasikevicius	32-32	.418	.742	80-2.5	102	338-10.6
Obinna Ekezie	32-32	.550	.639	212-6.6	22	322-10.1
Rodney Elliott	32-2	.483	.728	197-6.2	42	275-8.6
Terrell Stokes	32-31	.427	.645	88-2.8	143	263-8.2
Brian Watkins	25-0	.445	.647	54-2.2	2	70-8.2
Matt Kovarik	32-1	.431	.679	58-1.8	41	64-2.0
Norman Fields	8-0	.400	.833	8-1.0	1	14-1.8
Atman Smith	4-0	.429	.000	3-0.8	0	6-1.5
Matt Hahn	4-0	.500	.667	1-0.3	1	4-1.0
Kelly Hite	11-0	.250	.500	11-1.0	0	10-0.9
Matt Raydo	9-0	.200	.333	3-0.3	4	4-0.5
Maryland Totals	32	.465	.681	1226-38.3	518	2406-75.2
Opponent Totals	32	.405	.668	1092-34.1	425	2136-66.8

### ACC Tournament

Quarterfinals - defeated Clemson, 76-61  
Semifinals - lost to NC State, 65-58

### NCAA Tournament

Southeast Region First Round - lost to College of Charleston, 75-66

## 1997-98

Record: 21-11 H: 12-2 A: 3-5 N: 6-4  
ACC: 10-6, 3rd place  
Postseason: NCAA Sweet Sixteen  
Rankings: AP No. 20, USA Today/NABC No. 22



### Team Roster

No.	Name	Yr.	Pos.	Ht.	Wt.	Hometown
3	Laron Profit	Jr.	F-G	6-5	194	Charleston, S.C.
4	Atman Smith	So.	G	6-0	170	Baltimore, Md.
11	Matt Kovarik	Sr.	G	6-4	196	Greensboro, N.C.
12	Terrell Stokes	Jr.	G	6-0	189	Philadelphia, Pa.
13	Sarunas Jasikevicius	Sr.	G	6-4	197	Kaunas, Lithuania
20	Matt Hahn	So.	G	6-0	155	Columbia, Md.
21	LaRon Cephas	Fr.	F	6-7	220	Wilmington, Del.
25	Rodney Elliott	Sr.	F	6-8	221	Baltimore Md.
31	Norman Fields	Jr.	G	6-0	183	Mt. Vernon, N.Y.
33	Mike Mardesich	Fr.	C-F	7-0	250	Boston, Mass.
44	Terence Morris	Fr.	F	6-8	199	Frederick, Md.
45	Brian Watkins	Jr.	F	6-9	220	Nashville, Tenn.
54	Obinna Ekezie	Jr.	F-C	6-10	256	Port Harcourt, Nigeria

Head Coach: Gary Williams

Assistant Coaches: Billy Hahn, Dave Dickerson, Jimmy Patsos

### Season Statistics

Name	GP	FG%	FT%	Reb.-Avg.	Asst.	Pts.-Avg
Laron Profit	32-32	.447	.707	165-5.2	104	506-15.8
Rodney Elliott	32-32	.485	.686	236-7.4	51	481-15.0
Obinna Ekezie	32-32	.484	.670	207-6.5	51	410-12.8
Sarunas Jasikevicius	32-32	.456	.759	104-3.3	116	396-12.4
Terence Morris	32-0	.523	.695	113-3.5	25	236-7.4
Mike Mardesich	32-0	.424	.622	138-4.3	26	172-5.4
Terrell Stokes	32-25	.415	.667	82-2.6	149	172-5.4
Matt Kovarik	32-7	.484	.429	53-1.7	64	76-2.4
Brian Watkins	9-0	.500	.600	15-1.7	3	19-2.1
Norman Fields	12-0	.526	.000	11-0.9	4	23-1.9
Matt Hahn	11-0	.250	.750	0-0.0	4	11-1.0
Atman Smith	11-0	.400	.500	8-0.7	4	11-1.0
LaRon Cephas	21-0	.143	.250	30-1.4	1	7-0.3
Maryland Totals	32	.461	.678	1271-39.7	602	2520-78.8
Opponent Totals	32	.408	.660	1209-37.8	421	2306-72.1

### ACC Tournament

Quarterfinals - defeated Georgia Tech, 83-65  
Semifinals - lost to North Carolina, 83-73 (OT)

### NCAA Tournament

West Region First Round - defeated Utah State, 82-68  
West Region Second Round - defeated Illinois, 67-61  
West Region Semifinal - lost to Arizona, 87-79





## 1998-99

Record: 28-6 H: 13-1 A: 7-3 N: 8-2  
 ACC: 13-3, 2nd place  
 Postseason: NCAA Sweet Sixteen  
 Rankings: AP No. 5, USA Today/NABC No. 8



### Team Roster

No.	Name	Yr.	Pos.	Ht.	Wt.	Hometown
3	Laron Profit	Sr.	F-G	6-5	202	Charleston, S.C.
5	Juan Dixon	Fr.	G	6-3	152	Baltimore, Md.
12	Terrell Stokes	Fr.	G	6-0	187	Philadelphia, Pa.
15	Danny Miller	Fr.	G	6-8	205	Mt. Holly, N.J.
20	Matt Hahn	Jr.	G	6-0	162	Columbia, Md.
21	LaRon Cephas	So.	F	6-7	223	Wilmington, Del.
23	Steve Francis	Jr.	G	6-3	194	Takoma Park, Md.
31	Norman Fields	Sr.	G	6-0	185	Mt. Vernon, N.Y.
33	Mike Mardesich	So.	C-F	7-0	255	Boston, Mass.
35	Lonny Baxter	Fr.	F	6-8	225	Silver Spring, Md.
44	Terence Morris	So.	F	6-9	205	Frederick, Md.
45	Brian Watkins	Sr.	F	6-9	229	Nashville, Tenn.
54	Obinna Ekezie	Sr.	F-C	6-10	262	Port Harcourt, Nigeria

Head Coach: Gary Williams  
 Assistant Coaches: Billy Hahn, Dave Dickerson, Jimmy Patsos

### Season Statistics

Name	GP	FG%	FT%	Reb.-Avg.	Asst.	Pts.-Avg
Steve Francis	34-33	.523	.790	154-4.5	152	579-17.0
Terence Morris	34-34	.551	.825	242-7.1	67	521-15.3
Laron Profit	34-34	.503	.676	162-4.8	86	494-14.5
Obinna Ekezie	24-23	.488	.693	141-5.9	55	305-12.7
Juan Dixon	34-0	.443	.830	88-2.6	50	250-7.4
Lonny Baxter	32-10	.599	.573	116-3.6	29	217-6.8
Danny Miller	34-0	.482	.532	72-2.1	38	144-4.2
Terrell Stokes	34-34	.421	.667	94-2.8	76	143-4.2
Mike Mardesich	34-0	.350	.528	117-3.4	34	115-3.4
Brian Watkins	19-1	.488	.500	34-1.8	11	50-2.6
LaRon Cephas	15-0	.445	.500	5-0.3	1	21-1.4
Norman Fields	22-1	.286	.778	21-1.0	10	24-1.1
Matt Hahn	14-0	.750	.445	6-0.4	8	10-0.7
Maryland Totals	34	.495	.701	1343-39.5	567	2873-84.5
Opponent Totals	34	.388	.658	1209-35.6	735	2259-66.4

### ACC Tournament


Quarterfinals - defeated Florida State, 93-69  
 Semifinals - lost to North Carolina, 86-79

### NCAA Tournament

South Region First Round - defeated Valparaiso, 82-60  
 South Region Second Round - defeated Creighton, 75-63  
 South Region Semifinal - lost to St. John's, 76-63

## 1999-00

Record: 25-10 H: 15-1 A: 4-5 N: 6-4  
 ACC: 11-5, 2nd place, ACC Tournament finalist  
 Postseason: NCAA Second Round  
 Rankings: AP No. 17, USA Today/ESPN No. 25



### Team Roster

No.	Name	Yr.	Pos.	Ht.	Wt.	Hometown
3	Juan Dixon	So.	G	6-3	152	Baltimore, Md.
4	Earl Badu	So.	G	6-0	167	Baltimore, Md.
11	Calvin McCall	Fr.	G	6-3	200	Orlando, Fla.
12	Drew Nicholas	Fr.	G	6-3	165	Hempstead, N.Y.
15	Danny Miller	So.	G	6-8	205	Mt. Holly, N.J.
20	Matt Hahn	Sr.	G	6-0	162	Columbia, Md.
21	LaRon Cephas	Jr.	F	6-7	223	Wilmington, Del.
25	Steve Blake	Fr.	G	6-3	175	Miami Lakes, Fla.
31	Byron Mouton	Jr.	G-F	6-6	215	Rayne, La.
33	Mike Mardesich	Jr.	C-F	7-0	255	Boston, Mass.
35	Lonny Baxter	So.	F-C	6-8	250	Silver Spring, Md.
44	Terence Morris	Jr.	F	6-9	205	Frederick, Md.
45	Tahj Holden	Fr.	F	6-10	235	Red Bank, N.J.

Head Coach: Gary Williams  
 Assistant Coaches: Billy Hahn, Dave Dickerson, Jimmy Patsos

### Season Statistics

Name	GP	FG%	FT%	Reb.-Avg.	Asst.	Pts.-Avg
Juan Dixon	35-35	.462	.790	192-5.5	127	630-18.0
Terence Morris	34-34	.493	.761	293-8.6	80	537-15.8
Lonny Baxter	35-35	.533	.594	308-8.8	31	547-15.6
Danny Miller	34-34	.449	.654	99-2.9	92	290-8.5
Steve Blake	35-33	.408	.686	106-3.0	217	244-7.0
Drew Nicholas	35-0	.421	.621	38-1.1	50	177-5.1
Tahj Holden	35-3	.432	.672	69-2.0	34	116-3.3
Mike Mardesich	35-0	.426	.625	100-2.9	19	95-2.7
LaRon Cephas	14-0	.391	.429	19-1.4	0	21-1.5
Calvin McCall	13-0	.227	.571	10-0.8	11	14-1.1
Matt Hahn	13-1	.286	.667	3-0.2	6	12-0.9
Earl Badu	4-0	.000	.000	1-0.3	0	0-0.0
Maryland Totals	35	.465	.685	1354-38.7	667	2683-76.7
Opponent Totals	35	.402	.681	1296-37.0	491	2386-68.2

### ACC Tournament

Quarterfinals - defeated Florida State, 82-61  
 Semifinals - defeated NC State, 64-61  
 Finals - lost to Duke, 81-68

### NCAA Tournament

Midwest Region First Round - defeated Iowa, 74-59  
 Midwest Region Second Round - lost to UCLA, 105-70

## 2000-01

Record: 25-11 H: 11-3 A: 6-3 N: 8-5  
 ACC: 10-6, 3rd place  
 Postseason: NCAA Final Four  
 Rankings: AP No. 11, USA Today/ESPN No. 4



### Team Roster

No.	Name	Yr.	Pos.	Ht.	Wt.	Hometown
1	Byron Mouton	Jr.	G-F	6-6	215	Rayne, La.
3	Juan Dixon	Jr.	G	6-3	164	Baltimore, Md.
4	Earl Badu	Jr.	G	6-0	160	Baltimore, Md.
11	Calvin McCall	So.	G	6-3	200	Orlando, Fla.
12	Drew Nicholas	So.	G	6-3	160	Hempstead, N.Y.
15	Danny Miller	Jr.	G-F	6-8	220	Mt. Holly, N.J.
21	LaRon Cephas	Sr.	F	6-7	217	Wilmington, Del.
25	Steve Blake	So.	G	6-3	160	Miami Lakes, Fla.
33	Mike Mardesich	Sr.	C	7-0	244	Boston, Mass.
35	Lonny Baxter	Jr.	F-C	6-8	260	Silver Spring, Md.
40	Matt Slaninka	Fr.	C	7-4	257	Olney, Md.
44	Terence Morris	Sr.	F	6-9	221	Frederick, Md.
45	Tahj Holden	So.	F	6-10	247	Red Bank, N.J.
54	Chris Wilcox	Fr.	F-C	6-10	210	Whiteville, N.C.

Head Coach: Gary Williams  
 Assistant Coaches: Billy Hahn, Dave Dickerson, Jimmy Patsos

### Season Statistics

Name	GP	FG%	FT%	Reb.-Avg.	Asst.	Pts.-Avg
Juan Dixon	36-36	.483	.865	153-4.3	93	654-18.2
Lonny Baxter	36-35	.566	.592	286-7.9	19	561-15.6
Terence Morris	36-36	.432	.795	277-7.7	68	439-12.2
Byron Mouton	36-30	.508	.779	145-4.0	44	344-9.6
Steve Blake	36-36	.399	.714	108-3.0	248	248-6.9
Drew Nicholas	36-0	.494	.702	56-1.6	86	237-6.9
Danny Miller	36-4	.432	.556	95-2.6	77	174-4.8
Tahj Holden	27-0	.494	.608	61-2.3	15	121-4.5
Mike Mardesich	36-1	.473	.533	92-2.6	16	130-3.6
Chris Wilcox	34-1	.580	.606	73-2.1	16	122-3.6
LaRon Cephas	14-1	.526	.429	15-1.1	1	24-1.7
Calvin McCall	11-0	.308	.600	7-0.6	8	13-1.2
Earl Badu	2-0	.000	.000	0-0.0	1	0-0.0
Maryland Totals	36	.484	.696	1478-41.1	692	3067-85.2
Opponent Totals	36	.404	.708	1299-36.1	444	2605-72.4

### ACC Tournament

Quarterfinals - defeated Wake Forest, 71-53  
 Semifinals - lost to Duke, 84-82

### NCAA Tournament

West Region First Round - defeated George Mason, 83-80  
 West Region Second Round - defeated Georgia State, 79-60  
 West Region Semifinals - defeated Georgetown, 76-66  
 West Region Finals - defeated Stanford, 87-73  
 National Semifinals - lost to Duke, 95-84



# MARYLAND

2002 NCAA CHAMPIONS  
2004 ACC CHAMPIONS

# NATIONAL CHAMPIONS

## 2001-02

Record: 32-4 H: 15-0 A: 7-2 N: 8-5  
ACC: 15-1, Regular Season Champion  
Postseason: NCAA Champion, NCAA East Region #1 Seed  
Rankings: AP No. 4, USA Today/ESPN No. 1



### Team Roster

No.	Name	Yr.	Pos.	Ht.	Wt.	Hometown
1	Byron Mouton	Sr	G/F	6-6	215	Rayne, La
3	Juan Dixon	Sr.	G	6-3	164	Baltimore, Md.
4	Earl Badu	Sr.	G	6-0	160	Baltimore, Md.
5	Calvin McCall	Jr	G	6-3	200	Orlando, Fla
10	Andre Collins	Fr.	G	5-9	180	Crsfield, Md.
12	Drew Nicholas	Jr.	G	6-3	160	Hempstead, N.Y.
21	Mike Grinnon	Fr.	F	6-6	195	Huntington, N.Y.
25	Steve Blake	Jr.	G	6-3	160	Miami Lakes, Fla.
33	Ryan Randle	Jr.	F	6-9	245	Duncanville, Texas
35	Lonny Baxter	Sr.	F/C	6-8	260	Silver Spngg, Md.
45	Tahj Holden	Jr.	F	6-10	247	Red Bank, N.J.
54	Chris Wilcox	So.	F/C	6-10	220	Whiteville, N.C.

Head Coach: Gary Williams  
Assistant Coaches: Dave Dickerson, Jimmy Patsos, Matt Kovarik  
Director of Basketball Operations: Troy Wainwright  
Trainer: J.J. Bush  
Strength & Conditioning Coach: Kurtis Shultz

### Season Statistics

Name	GP	FG%	FT%	Reb.-Avg.	Asst.	Pts.-Avg.
Juan Dixon	36-36	469	898	166-4.6	104	735-20.4
Lonny Baxter	35-35	545	623	288-8.2	28	533-15.2
Chris Wilcox	36-26	504	585	257-7.1	53	432-12.0
Byron Mouton	36-35	469	767	180-5.0	74	401-11.1
Steve Blake	36-36	382	824	137-3.8	286	287-8.0
Drew Nicholas	36-1	477	803	81-2.3	88	255-7.1
Tahj Holden	36-11	453	836	96-2.7	42	202-5.6
Ryan Randle	34-0	524	563	106-3.1	5	129-3.8
Andre Collins	22-0	667	778	12-0.5	19	48-2.2
Calvin McCall	19-0	526	500	15-0.8	2	27-1.4
Mike Grinnon	16-0	286	1,000	5-0.3	4	7-0.4
Earl Badu	12-0	500	000	3-0.3	9	4-0.3
Maryland Totals	36	482	726	1479-41.1	714	3060-85.0
Opponent Totals	36	399	681	1347-37.4	489	2552-70.9

### ACC Tournament

Quarterfinals — defeated Florida State, 85-59  
Semifinals — lost to NC State, 86-82

### NCAA Tournament

East Region First Round — defeated Siena, 85-70  
East Region Second Round — defeated Wisconsin, 87-57  
East Region Semifinal — defeated Kentucky, 78-68  
East Region Final — defeated Connecticut, 90-82  
National Semifinal — defeated Kansas, 97-88  
National Championship — defeated Indiana, 64-52



## 2002-03

Record: 21-10 H: 14-2 A: 4-4 N: 3-4  
 ACC: 11-5, T-2nd place  
 Postseason: NCAA Sweet Sixteen  
 Rankings: AP No. 17, USA Today/ESPN No. 10



### Team Roster

No.	Name	Yr.	Pos.	Ht.	Wt.	Hometown
1	Jamar Smith	Jr.	F/C	6-9	239	Sicklerville, N.J.
2	Andre Collins	So.	G	5-9	160	Crisfield, Md.
4	Travis Garrison	So.	F/C	6-8	234	Suitland, Md.
5	Calvin McCall	Sr.	G	6-3	210	Orlando, Fla.
11	John Gilchrist	Fr.	G	6-3	190	Virginia Beach, Va.
12	Drew Nicholas	Sr.	G	6-3	165	Hempstead, N.Y.
13	Chris McCray	Fr.	G	6-4	166	Capital Heights, Md.
20	Darien Henry	So.	F	6-6	202	Roxbury, N.J.
21	Mike Grinnon	So.	F	6-6	198	Huntington, N.Y.
22	Nik Caner-Medley	Fr.	F	6-8	220	Portland, Maine
25	Steve Blake	Sr.	G	6-3	172	Miami Lakes, Fla.
33	Ryan Randle	Sr.	F/C	6-9	245	Duncanville, Texas
45	Tahj Holden	Sr.	F/C	6-10	270	Red Bank, N.J.

Head Coach: Gary Williams  
 Assistant Coaches: Dave Dickerson, Jimmy Patsos, Matt Kovarik

### Season Statistics

Name	GP	FG%	FT%	Reb.-Avg.	Asst.	Pts.-Avg.
Drew Nicholas	31-31	.440	.852	119-3.8	83	552-17.8
Ryan Randle	31-31	.496	.611	224-7.2	26	395-12.7
Steve Blake	31-31	.415	.819	114-3.7	221	360-11.6
Tahj Holden	30-25	.407	.711	132-4.4	53	260-8.7
Nik Caner-Medley	31-18	.536	.581	110-3.5	30	260-8.7
Jamar Smith	30-0	.481	.545	118-3.9	9	176-5.9
Calvin McCall	29-13	.465	.733	98-3.4	44	140-4.8
John Gilchrist	31-0	.588	.688	65-2.1	52	142-4.6
Travis Garrison	30-6	.489	.684	93-3.1	15	119-4.0
Chris McCray	24-0	.431	.652	38-1.6	18	75-3.1
Andre Collins	19-0	.516	.500	7-0.4	17	41-2.2
Mike Grinnon	11-0	.455	.667	10-0.9	3	18-1.6
Darien Henry	9-0	.500	.500	8-0.9	2	11-1.2
Maryland Totals	31	.464	.713	1241-40.0	573	2472-79.7
Opponent Totals	31	.378	.700	1156-37.3	399	2069-66.7

### ACC Tournament

Quarterfinals - lost to North Carolina, 84-72

### NCAA Tournament

South Region First Round - defeated UNC Wilmington, 75-73  
 South Region Second Round - defeated Xavier, 77-64  
 South Region Semifinals - lost to Michigan State, 60-58

## 2003-04

Record: 20-12 H: 12-4 A: 4-5 N: 4-3  
 ACC: 7-9, 6th place, ACC Tournament champion  
 Postseason: NCAA Second Round  
 Rankings: AP No. 19, USA Today/ESPN No. 24



### Team Roster

No.	Name	Yr.	Pos.	Ht.	Wt.	Hometown
1	Jamar Smith	Sr.	F/C	6-9	239	Sicklerville, N.J.
4	Travis Garrison	So.	F	6-8	236	Suitland, Md.
5	D.J. Strawberry	Fr.	G	6-5	183	Corona, Calif.
11	John Gilchrist	So.	G	6-3	199	Virginia Beach, Va.
13	Chris McCray	So.	G	6-5	180	Capitol Heights, Md.
20	Darien Henry	Jr.	F	6-6	204	Roxbury, N.J.
21	Mike Grinnon	Jr.	F	6-6	211	Huntington, N.Y.
22	Nik Caner-Medley	So.	F	6-8	233	Portland, Maine
23	Mike Jones	Fr.	G	6-5	196	Dorchester, Mass.
25	Ekene Ibekwe	Fr.	F	6-9	211	Carson, Calif.
31	Will Bowers	Fr.	C	7-1	245	Hanover, Md.
44	Hassan Fofana	Fr.	F/C	6-10	290	Weston, Mass.

Head Coach: Gary Williams  
 Assistant Coaches: Dave Dickerson, Jimmy Patsos, Matt Kovarik

### Season Statistics

Name	GP	FG%	FT%	Reb.-Avg.	Asst.	Pts.-Avg.
John Gilchrist	32-30	.474	.702	144-4.5	159	492-15.4
Jamar Smith	32-32	.421	.472	283-8.8	39	418-13.1
Nik Caner-Medley	32-32	.433	.657	151-4.7	55	389-12.2
Chris McCray	32-30	.444	.822	122-3.8	90	352-11.0
Travis Garrison	32-25	.414	.729	165-5.2	21	251-7.8
D.J. Strawberry	31-3	.489	.526	87-2.8	41	192-6.2
Ekene Ibekwe	32-7	.504	.516	124-3.9	10	157-4.9
Mike Jones	30-0	.391	.761	56-1.9	15	146-4.9
Hassan Fofana	28-0	.326	.440	47-1.7	2	39-1.4
Will Bowers	19-0	.308	.615	22-1.2	4	16-0.8
Andre Collins	6-1	.467	.000	7-1.2	10	15-2.5
Mike Grinnon	11-0	.333	.667	11-1.0	5	6-0.5
Darien Henry	9-0	.500	.000	2-0.2	0	4-0.4
Maryland Totals	32	.441	.631	1322-41.3	451	2477-77.4
Opponent Totals	32	.405	.720	1233-38.5	409	2308-72.1

### ACC Tournament

Quarterfinals - defeated Wake Forest, 87-86  
 Semifinals - defeated NC State, 85-82  
 Championship - defeated Duke, 95-87 (OT)

### NCAA Tournament

Denver Region First Round - defeated UTEP, 86-83  
 Denver Region Second Round - lost to Syracuse, 72-70

## 2006-07

Record: 25-9 H: 17-2 A: 6-4 N: 2-3  
 ACC: 10-6, T-3rd place  
 Postseason: NCAA Second Round  
 Rankings: AP No. 18, USA Today/ESPN No. 23



### Team Roster

No.	Name	Yr.	Pos.	Ht.	Wt.	Hometown
1	Landon Milbourne	Fr.	F	6-7	205	Roswell, Ga.
2	D.J. Strawberry	Sr.	G	6-5	201	Corona, Calif.
5	Eric Hayes	Fr.	G	6-3	175	Dumfries, Va.
15	James Gist	Jr.	F	6-8	223	Silver Spring, Md.
21	Greivis Vasquez	Fr.	G	6-5	195	Caracas, Venezuela
23	Mike Jones	Sr.	G	6-5	204	Dorchester, Mass.
24	Parrish Brown	Sr.	G	6-1	175	Chicago, Ill.
25	Ekene Ibekwe	Sr.	F	6-9	220	Carson, Calif.
31	Will Bowers	Sr.	C	7-1	262	Hanover, Md.
32	Jerome Bumey	Fr.	F	6-9	210	Atlanta, Ga.
33	Gini Chukura	Sr.	F	6-5	210	Silver Spring, Md.
35	Dave Neal	So.	F	6-7	255	McLean, Va.
50	Bambale Osby	Jr.	F	6-8	250	Richmond, Va.

Head Coach: Gary Williams  
 Assistant Coaches: Michael Adams, Chuck Driesell, Keith Booth

### Season Statistics

Name	GP	FG%	FT%	Reb.-Avg.	Asst.	Pts.-Avg.
D.J. Strawberry	34-34	.477	.685	151-4.4	119	505-14.9
Mike Jones	34-33	.469	.791	110-3.2	47	468-13.8
James Gist	34-33	.535	.709	246-7.2	45	430-12.6
Ekene Ibekwe	33-32	.494	.636	256-7.8	27	344-10.4
Greivis Vasquez	34-22	.444	.798	112-3.3	157	334-9.8
Bambale Osby	34-2	.563	.587	131-3.9	16	198-5.8
Eric Hayes	34-11	.420	.912	64-1.9	132	163-4.8
Parrish Brown	31-2	.405	.652	40-1.3	28	96-3.1
Will Bowers	34-1	.439	.667	61-1.8	10	74-2.2
Dave Neal	27-0	.419	.727	32-1.2	1	44-1.6
Landon Milbourne	16-0	.357	.500	12-0.8	4	16-1.0
Jason McAlpin	8-0	.400	.000	3-0.4	0	6-0.8
Gini Chukura	10-0	.429	.000	6-0.6	1	7-0.7
TEAM				101-3.1		
Maryland Totals	34	.478	.695	1325-39.0	587	2685-79.0
Opponent Totals	34	.389	.694	1256-36.9	396	2295-67.5

### ACC Tournament

Quarterfinals - lost to Miami, 67-62

### NCAA Tournament

East Region First Round - defeated Davidson, 82-70  
 East Region Second Round - lost to Butler, 62-59

## Honored Jerseys

Maryland athletics honors the jersey numbers of 15 Terrapin greats. Along with the coach of the 2002 national champions, each is honored with a banner hung from the rafters of Comcast Center.

**Bosey  
Berger**  
All-America  
1931 • 1932



# 6

**6-2, Forward**  
Fort Myer, Va.  
Played: 1929-32



Louis "Bosey" Berger was regarded as one of the greatest athletes in the history of Maryland athletics ... a two-time All-America selection and a consensus pick in 1932... his selection is considered a great feat because Maryland was an agricultural school at the time and not among the athletic giants ... considered one of the best all-around players of his time ... led Maryland to the 1931 Southern Conference championship, averaging a conference-high 19.1 points over the nine-game conference season ... also played baseball and signed a professional contract with the Cleveland Indians upon graduation ... played in the major leagues for six years, with the Cleveland Indians, Chicago White Sox and Boston Red Sox ... left baseball with a .236 lifetime average.

**Gene  
Shue**  
All-America  
1953 • 1954



# 25

**6-2, Forward**  
Baltimore, Md.  
Played: 1952-54



Terps' first high profile basketball star ... earned Converse and Helms Foundation All-America honors as a senior, while averaging 21.8 points a game ... scored 654 points in 1953 ... scored 40 points against Wake Forest in the 1953 Southern Conference tournament and selected as the tournament MVP ... school record-holder in career scoring until 1974 ... was the third overall player selected in the 1954 NBA Draft by the Philadelphia Warriors ... was All-Pro twice and a five-time NBA All-Star during his 10-year NBA career with the Warriors, New York Knickerbockers, Ft. Wayne/Detroit Pistons and Baltimore Bullets ... enjoyed a successful career as a head coach in the NBA with the Washington Bullets, Philadelphia 76ers, San Diego and Los Angeles Clippers ... was twice named as the NBA Coach of the Year ... was general manager of the Philadelphia 76ers.

### Shue's Career Statistics

YEAR	GP	FGM-FGA	PCT.	FTM-FTA	PCT.	AST	REB	PTS-Avg.
1951-52	21	—	—	—	—	—	—	224-10.6
1952-53	23	176-375	.469	156-223	.700	—	—	508-22.1
1953-54	30	237-469	.505	180-228	.789	—	—	654-21.8
Career	74	—	—	—	—	—	—	1386-18.7

**Tom  
McMillen**  
All-America  
1972 • 1973 • 1974



# 54

**6-11, Forward**  
Mansfield, Pa.  
Played: 1972-74



Averaged 20.5 points and 9.8 rebounds during his three-year career ... was selected as a three-time All-American and a three-time Academic All-American ... one of only three Terps to average more than 20 points per game in successive seasons and is one of two players in school history with a career scoring average over 20 points per game ... led Maryland to the 1972 National Invitation Tournament championship, earning tournament MVP honors ... earned a silver medal for the United States in the 1972 Olympic Games ... played in the NBA for 11 seasons with Buffalo, Atlanta, New York and Washington ... put his professional basketball career on hold one year directly out of college in order to fulfill his Rhodes Scholarship obligations by studying for a year at Oxford ... was elected to the U.S. Congress from Maryland's 4th district in 1986 ... served as Co-Chair of the President's Commission on Physical Fitness.

### McMillen's Career Statistics

YEAR	GP	FGM-FGA	PCT.	FTM-FTA	PCT.	AST	REB	PTS-Avg.
1971-72	32	235-428	.549	197-241	.817	33	306-9.6	667-20.8
1972-73	29	250-427	.585	116-145	.800	28	284-9.8	616-21.2
1973-74	27	214-404	.530	96-126	.762	41	269-10.0	524-19.4
Career	88	699-1259	.555	409-512	.799	102	859-9.8	1807-20.5



## Len Elmore

All-America  
1974



# 41

**6-9, Center**  
**Springfield Gardens, N.Y.**  
**Played: 1972-74**



The best rebounder in Maryland history and one of the nation's best ever ... rebounding prowess earned a spot on most 1974 All-America squads along with offensive-minded teammates Tom McMillen and John Lucas ... only player in Maryland history with more than 1,000 career rebounds (1,053) ... 412 rebounds and 14.7 average in 1974 are school records ... career rebounding average of 12.2 rebounds a game is also the Maryland record ... three-time All-ACC selection ... Maryland MVP in 1973 and its Outstanding Senior in 1974 ... drafted in the first round of the 1974 NBA Draft by the Washington Bullets, but chose to sign with the Indiana Pacers of the American Basketball Association ... spent 10 seasons in the NBA and ABA with the Pacers, Kansas City Kings, Milwaukee Bucks, New Jersey Nets and New York Knicks ... upon leaving professional basketball, enrolled in Harvard Law school and graduated in 1987 ... the first former pro basketball player to graduate from the prestigious law school.

### Elmore's Career Statistics

YEAR	GP	FGM-FGA	PCT.	FTM-FTA	PCT.	AST	REB	PTS-Avg.
1971-72	32	126-273	.462	95-126	.754	37	351-11.0	347-10.8
1972-73	26	112-239	.469	37-61	.607	35	290-11.2	261-10.0
1973-74	28	170-324	.525	69-91	.758	48	412-14.7	409-14.6
Career	86	408-836	.488	201-278	.723	120	1053-12.2	1017-11.8

## John Lucas

All-America  
1974 • 1975



# 15

**6-4, Guard**  
**Durham, N.C.**  
**Played: 1973-76**



Three-time All-America selection who is considered by many as the greatest guard in the history of the Terps' program ... first Maryland player to earn first team All-ACC honors in three straight seasons ... the No. 5 all-time Maryland scorer with 2,015 points ... No. 4 on the school's all-time assists list ... the Terps finished ranked No. 8 (1973), No. 4 (1974), and No. 5 (1975) in the final Associated Press polls with Lucas as their point guard ... was also a collegiate All-American in tennis, a sport in which he was a two-time ACC singles champion and earned that same honor in doubles play ... No. 1 selection in the 1976 NBA college draft ... played 14 seasons in the NBA with the Rockets, Golden State Warriors, Washington Bullets, San Antonio Spurs, Milwaukee Bucks and Seattle SuperSonics ... after his playing days ended, he was the head coach of the San Antonio Spurs and Philadelphia 76ers, and was named as head coach of the Cleveland Cavaliers in 2001.

### Lucas' Career Statistics

YEAR	GP	FGM-FGA	PCT.	FTM-FTA	PCT.	AST	REB	PTS-Avg.
1972-73	30	190-353	.538	45-64	.703	178	83-2.8	425-14.2
1973-74	28	253-495	.511	58-77	.753	159	82-2.9	564-20.1
1974-75	24	186-339	.549	97-116	.836	91	100-4.2	469-19.5
1975-76	28	233-456	.511	91-117	.778	86	109-3.9	557-19.9
Career	110	862-1643	.518	291-374	.778	514	374-3.4	2015-18.3

## Albert King

All-America  
1980 • 1981



# 55

**6-7, Forward**  
**Brooklyn, N.Y.**  
**Played: 1978-81**



One of the most prolific scorers in school history, King is one of only a handful of players to average in double figures during each of his four seasons ... ranks as the No. 3 all-time Maryland scorer with 2,058 career points ... his career scoring average of 17.4 points per game is the sixth-best in school history ... 38 points vs. Clemson in 1980 is a Maryland record in ACC Tournament games ... shared the 1981 team MVP Award with Buck Williams after winning the award outright in 1980 ... was the ACC Player of the Year in 1980 and a first team All-ACC selection again in 1981 ... came to Maryland regarded as the nation's top high school recruit, having averaged 38.6 points and 22 rebounds as a high school senior ... picked in the first round, the 10th selection overall, of the 1981 NBA college draft by the New Jersey Nets ... spent nine NBA seasons with the Nets, 76ers, San Antonio Spurs and Washington Bullets ... his brother, Bernard, is also a former NBA star and league scoring champion.


### King's Career Statistics

YEAR	GP	FGM-FGA	PCT.	FTM-FTA	PCT.	AST	REB	PTS-Avg.
1977-78	28	164-327	.502	53-82	.646	64	187-6.7	381-13.6
1978-79	28	191-387	.494	62-81	.765	62	144-5.1	444-15.9
1979-80	31	275-497	.553	124-151	.821	86	207-6.7	674-21.7
1980-81	31	232-462	.502	95-117	.812	92	177-5.7	559-18.0
Career	118	862-1673	.515	334-431	.766	304	715-6.1	2058-17.4



## Buck Williams

All-America  
1981



# 52

**6-8, Center/Forward**  
**Rocky Mount, N.C.**  
**Played: 1979-81**



An outstanding scorer and extraordinary rebounder, Williams earned All-America honors following his junior season ... entered the NBA following his junior season ... averaged 15.6 points and 11.7 rebounds a game as a junior ... he is the No. 4 rebounder in Maryland history with 928 career rebounds ... career average of 10.9 rebounds a game is second-best in school history ... averaged double-figure scoring in each of his three seasons while registering the school's best-ever career field goal shooting percentage - 61.5 percent ... led the ACC in rebounding as a freshman in 1978-79, was third in 1979-80 and second during the 1980-81 season ... a member of the 1980 U.S. Olympic team that did not compete in the Moscow Olympic Games ... applied for a hardship waiver into the NBA college draft in 1981 and was selected as the No. 3 player overall by the New Jersey Nets ... named as the NBA Rookie of the Year in 1982 ... played 18 seasons in the NBA with the Nets, Portland Trail Blazers and the New York Knicks.

### Williams' Career Statistics

YEAR	GP	FGM-FGA	PCT.	FTM-FTA	PCT.	AST	REB	PTS-Avg.
1978-79	30	120-206	.583	60-109	.550	18	323-10	300-10.0
1979-80	24	143-236	.606	85-128	.664	27	242-10.1	371-15.5
1980-81	31	183-283	.647	116-182	.637	31	363-11.7	482-15.5
<b>Career</b>	<b>85</b>	<b>446-725</b>	<b>.615</b>	<b>261-419</b>	<b>.623</b>	<b>76</b>	<b>928-10.9</b>	<b>1153-13.6</b>

## Len Bias

All-America  
1985 • 1986



# 34

**6-8, Forward**  
**Landover, Md.**  
**Played: 1983-86**



Unanimous choice on almost every All-America squad following his senior season ... he was a third-team All-America selection in 1985, as a junior ... only Terp ever to be named the ACC Player of the Year twice (in 1985 and 1986) ... Bias is the Terps' second all-time leading scorer with 2,149 career points ... he holds two of the school's top four single-season marks ... led the ACC in scoring two straight years ... his best scoring performance, 41 points at Duke in 1986, ranks as the third-best single-game performance in school history and is the top performance by a Terp in a road game ... is No. 9 on the Maryland career rebounding list with 745 total rebounds ... is No. 9 on the school's career shot-blocked list with 87 ... he was the No. 2 pick overall in the 1986 National Basketball Association college draft, taken by the Boston Celtics.

### Bias' Career Statistics

YEAR	GP	FGM-FGA	PCT.	FTM-FTA	PCT.	AST	REB	PTS-Avg.
1982-83	30	86-180	.478	42-66	.636	22	125-4.2	217-7.2
1983-84	32	211-372	.567	66-86	.767	48	145-4.5	488-15.2
1984-85	37	274-519	.528	153-197	.777	65	251-6.8	701-18.9
1985-86	32	267-491	.544	209-242	.864	33	224-7.0	743-23.2
<b>Career</b>	<b>131</b>	<b>838-1,562</b>	<b>.536</b>	<b>470-591</b>	<b>.795</b>	<b>168</b>	<b>745-5.7</b>	<b>2149-16.4</b>

## Walt Williams

All-America  
1992



# 42

**6-8, Forward/Guard**  
**Temple Hills, Md.**  
**Played: 1989-92**



One of the most versatile players in the history of the program ... played for the Terps for four seasons despite the opportunity to turn professional early, or transfer to another school because of the Terps' NCAA sanctions ... his loyalty to Maryland was one of the key reasons why Maryland was able to field competitive teams during that period ... broke season records with 776 points and a 26.8 average as a senior ... recorded a nation's best seven-game streak of 30 points or more as a senior ... finalist for the Wooden and Naismith Player of the Year awards as a senior ... closed his career as the school's No. 11 all-time scorer with 1,704 points ... totaled 11 games with 30 or more points during his senior season and had 14 such games during his career ... scored a career-high of 39 points versus Wake Forest in 1992 ... drafted by the Sacramento Kings in the first round of the NBA college draft, the 7th pick overall ... has played for Miami, Toronto, Portland, Houston and Dallas in the NBA.


### Williams' Career Statistics

YEAR	GP	FGM-FGA	PCT.	FTM-FTA	PCT.	AST	REB	PTS-Avg.
1988-89	26	75-170	.441	33-53	.623	66	92-3.5	190-7.3
1989-90	33	143-296	.483	104-134	.776	149	138-4.2	420-12.7
1990-91	17	109-243	.449	72-86	.837	91	86-5.1	318-18.7



## Joe Smith

All-America  
1994 • 1995



# 32

**6-10, Forward/Center**  
**Norfolk, Va.**  
**Played: 1994-95**



The consensus selection as the 1995 National Collegiate Player of the Year ... earned six National Player of the Year selections overall ... was named the Atlantic Coast Conference Player of the Year and UPI third team All-American as a freshman ... he became one of only three sophomores in the history of the conference to earn player of the year honors, joining only NC State's David Thompson and Virginia's Ralph Sampson ... an All-ACC first-team selection in both his freshman and sophomore seasons ... averaged 20.8 points and 10.7 rebounds as a sophomore ... averaged 20.1 points and 10.7 rebounds for his 64-game career — he is one of only five players in school history to average a double/double for his entire career ... the No. 1 overall selection in the 1995 NBA Draft by the Golden State Warriors ... currently a member of the Minnesota Timberwolves.

### Smith's Career Statistics

YEAR	GP	FGM-FGA	PCT.	FTM-FTA	PCT.	AST	REB	PTS-Avg.
1993-94	30	206-395	.522	168-229	.734	25	321-10.7	582-19.4
1994-95	34	245-424	.578	209-282	.741	40	362-10.7	708-20.8
Career	64	451-819	.550	377-511	.737	65	683-10.7	1290-20.1


## Keith Booth

All-America  
1997



# 22

**6-6, Forward**  
**Baltimore, Md.**  
**Played: 1994-97**



AP third team All-America selection and a consensus first-team selection his senior season, 1997 ... received two votes in the ACC Player-of-the-Year voting - the only player besides Wake Forest's Tim Duncan to receive voting consideration ... a four-time All-ACC honoree, he earned first team honors as a senior, third team as a junior, and honorable mention designation during his freshman and sophomore seasons ... played on four NCAA Tournament teams ... school's record holder with 576 career free throws ... grabbed a career-high and school-record 213 free throws made as a senior ... a first round selection of the Chicago Bulls in the 1997 NBA Draft ... became only the second player in school history to play for an NBA World Championship team as the Bulls won the 1998 NBA championship.

### Booth's Career Statistics

YEAR	GP	FGM-FGA	PCT.	FTM-FTA	PCT.	AST	REB	PTS-Avg.
1993-94	30	113-249	.454	87-149	.584	65	183-6.1	324-10.8
1994-95	34	126-277	.455	114-164	.695	76	247-7.3	369-10.9
1995-96	30	145-328	.442	162-214	.757	73	233-7.8	459-15.3
1996-97	32	205-437	.469	213-297	.717	82	253-7.9	624-19.5
Career	126	589-1,291	.456	576-824	.699	296	916-7.3	1776-14.1

## Steve Francis

All-America  
1999



# 23

**6-3, Guard**  
**Takoma Park, Md.**  
**Played: 1999**




A second team All-America selection following his outstanding junior season at Maryland ... All-ACC first team and ACC All-Tournament first team selection ... finished fourth in the balloting for ACC Player of the Year in 1999 ... named the Division I newcomer of the year and a first team All-American by Sports Illustrated ... finalist for the Naismith and Wooden awards as the collegiate player of the year ... All-America second-team by Eastern Basketball ... All-ACC defensive team by the ACC coaches ... earned Most Valuable Player honors at the BB&T Classic in Washington, D.C., as he helped lead Maryland past No. 5 Stanford and NIT participant DePaul ... selected to the all-tournament team at the Puerto Rico Shootout ... selected by the Vancouver Grizzlies as the second overall pick in the first round of the 1999 NBA Draft and later traded to the Houston Rockets ... named NBA Co-Rookie of the Year in 2000 and voted to the NBA All-Star Game in 2002.

### Francis' Career Statistics

YEAR	GP	FGM-FGA	PCT.	FTM-FTA	PCT.	AST	REB	PTS-Avg.
1998-99	34	205-392	.523	124-157	.790	152	154-4.5	579-17.0


## Juan Dixon

All-America  
2001 • 2002



# 3

**6-3, Guard**  
**Baltimore, Md.**  
**Played: 1999-2002**




Led Terps in scoring and steals in three straight seasons, and led Maryland to its first NCAA title ... consensus All-American as a senior, earning ACC Player of the Year and NCAA Final Four MVP honors in 2002 ... led Maryland to consecutive Final Four appearances, and became UM's all-time scoring champ with 2,269 points ... third in voting for the 2002 Wooden Award ... winner of the Chip Hilton Award and Senior CLASS Award ... only Terp besides John Lucas to be named first team All-ACC in three straight seasons ... ended college career as the only player in NCAA history with 2,000 points, 300 steals and 200 three-pointers ... 9th in NCAA Tournament history in scoring for a career (294) and single tournament (155 in 2002) ... the winningest Terp ever with 110 victories, and never fouled out in 141 career games ... second in Maryland and ACC history, and 12th in NCAA history, with 333 career steals ... scored in double digits in 54 straight games to end his career, the second longest streak in Terp history ... joined Lonny Baxter to become the highest-scoring tandem (4,127 points) in NCAA history to win a national championship ... selected 17th overall by the Washington Wizards in the 2002 NBA draft.

### Dixon's Career Statistics

YEAR	GP	FGM-FGA	PCT.	FTM-FTA	PCT.	AST	REB	PTS-Avg.
1998-99	34	85-192	.443	44-53	.830	47	88-2.6	250-7.4
1999-00	35	234-506	.462	113-143	.790	127	192-5.5	630-18.0
2000-01	34	235-508	.463	128-148	.865	93	158-4.6	684-20.1
2001-02	36	251-535	.469	141-157	.898	104	166-4.6	735-20.4
<b>Career</b>	<b>141</b>	<b>802-1713</b>	<b>.468</b>	<b>426-501</b>	<b>.850</b>	<b>371</b>	<b>599-4.2</b>	<b>2269-16.1</b>

## Lonny Baxter

All-America  
2002



# 35

**6-8, Forward/Center**  
**Silver Spring, Md.**  
**Played: 1999-2002**




A powerful bruiser with excellent hands and touch around the basket helped him become just the 10th player in NCAA history to earn NCAA Regional MVP honors in consecutive seasons ... member of the Wooden Award All-America Team in 2002 while helping lead the Terps to their first national championship ... guided Maryland to Final Four appearances in 2001 and 2002 ... shares the Maryland record for most starts in a career in the NCAA tournament (16) ... finished his career as Maryland's second-leading rebounder and sixth-leading scorer of all-time ... two rebounds shy of becoming the second player in school history with 1,000 rebounds ... two rebounds shy of becoming the first player in Maryland history with 1,500 points and 1,000 rebounds ... three-time All-ACC recipient, earning first team honors in 2000, and second team accolades as a junior and senior ... combined with Juan Dixon to be the highest-scoring tandem (4,127 points) in NCAA history to win a national championship ... with Dixon, joined Len Elmore and Tom McMillen (1974) as the only other pair of first team All-Americans on the same team in Maryland history ... selected with the 44th pick of the 2002 NBA draft by the Chicago Bulls.

### Baxter's Career Statistics

YEAR	GP	FGM-FGA	PCT.	FTM-FTA	PCT.	AST	REB	PTS-Avg.
1998-99	32	82-137	.599	51-89	.573	18	116-3.6	217-6.8
1999-00	35	218-409	.533	111-187	.594	31	308-8.8	547-15.6
2000-01	36	219-387	.566	122-206	.592	19	286-7.9	561-15.6
2001-02	35	193-354	.545	147-236	.623	28	288-8.2	533-15.2
<b>Career</b>	<b>138</b>	<b>712-1287</b>	<b>.553</b>	<b>431-718</b>	<b>.600</b>	<b>96</b>	<b>998-7.2</b>	<b>1858-13.5</b>

## Steve Blake



# 25

**6-3, Guard**  
**Miami Lakes, Fla.**  
**Played: 2000-03**



Elite playmaker who started for the Terps for four years at point guard and finished his career as Maryland's all-time leader in assists, games started and minutes played ... finished his career fifth on the NCAA's all-time assists chart with 972 and fourth in ACC career assists behind Bobby Hurley (1,076), Chris Corchiani (1,038) and Ed Cota (1,030) ... AP Honorable Mention All-America selection and first team All-ACC choice as a senior ... a semifinalist for the Wooden Award and Naismith National Player of the Year Award ... led the ACC in assists as a sophomore, junior and senior ... the only player in ACC history with 1,000 points, 800 assists, 400 rebounds and 200 steals ... joined UNC's Ed Cota as just the second player in ACC history with 1,000 points, 800 assists and 400 rebounds ... played every game of his four-year career which included three Sweet Sixteen appearances, two trips to the Final Four, a national title and 15 NCAA Tournament games ... Maryland was 103-35 with Blake as its point guard overall, 13-3 in the NCAA Tournament ... contributed in 51 career ACC victories ... 4,312 minutes played more than any player in Maryland history ... selected in the second round of the 2003 NBA Draft by the Washington Wizards.

### Blake's Career Statistics

YEAR	GP	FGM-FGA	PCT.	FTM-FTA	PCT.	AST	REB	PTS-Avg.
1999-00	35	86-211	.408	35-51	.686	217	106-3.0	244-7.0
2000-01	36	83-208	.399	45-63	.714	248	108-3.0	248-6.9
2001-02	36	91-238	.382	61-74	.824	286	137-3.8	287-8.0
2002-03	31	114-275	.415	68-83	.819	221	114-3.7	360-11.6
<b>TOTAL</b>	<b>138</b>	<b>374-932</b>	<b>.401</b>	<b>209-271</b>	<b>.771</b>	<b>973</b>	<b>465-3.4</b>	<b>1139-8.3</b>





## Award Winners

### National Honors National Player of the Year

Player	Year	Selection Board or Panel
Joe Smith	1995	AP, UPI, Naismith

### National Coach of the Year

Coach	Year	Selection Board or Panel
Gary Williams	2001	Playboy
Gary Williams	2002	Basketball America
	2002	CBSsportsline.com
	2002	Winged Foot Award (New York Athletic Club)
	2002	Victor Award (Nat'l Academy of Sports Editors)

### All-Americans

Player	Year	Selection Board or Panel
Louis Berger	1931	HF
	1932 *	CV-1st Team, HF
Gene Shue	1953	CV-2nd Team
	1954	CV-2nd Team, HF
Tom McMillen	1972	CV-2nd Team, AP-3rd Team, UPI-3rd Team
	1973	CV-1st Team, NABC-2nd Team, UPI-2nd Team, AP-3rd Team
	1974	CV-1st Team, NABC-2nd Team, UPI-2nd Team, AP-3rd Team
Len Elmore	1974	CV-1st Team, BW-1st Team, AP-2nd Team, NABC-2nd Team, UPI-2nd Team
John Lucas	1974	AP-2nd Team, CV-2nd Team, NABC-3rd Team
	1975 *	CV-1st Team, NABC-1st Team, UPI-1st Team, BW-1st Team, AP-2nd Team
	1976 *	AP-1st Team, CV-1st Team, UPI-1st Team, BW-1st Team
Albert King	1980	AP-1st Team, CV-2nd Team, NABC-2nd Team, UPI-2nd Team
	1981	UPI-2nd Team, NABC-3rd Team
Buck Williams	1981	CV-2nd Team
Len Bias	1985	AP-2nd Team, BW-2nd Team, NABC-2nd Team
	1986 *	AP-1st Team, NABC-1st Team, UPI-1st Team, BW-1st Team
Walt Williams	1992	AP-2nd Team, UPI-2nd Team, BW-2nd Team
Joe Smith	1994	UPI-3rd Team
	1995 *	AP-1st Team, NABC-1st Team, UPI-1st Team, BW-1st Team
Keith Booth	1997	AP-3rd Team, NABC-3rd Team
Steve Francis	1999	BW-2nd Team, AP-2nd Team, NABC-2nd Team, TSN-2nd Team
Juan Dixon	2001	BW-3rd Team, NABC-3rd Team
	2002 *	AP-1st Team, NABC-1st Team, BW-1st Team, TSN-1st Team, WD-1st Team
Lonny Baxter	2002	WD-1st Team

### Academic All-Americans

Player	Year	Selection Board or Panel
Tom McMillen	1972	GTE/CoSIDA-1st Team
Tom McMillen	1973	GTE/CoSIDA-1st Team
Tom McMillen	1974	GTE/CoSIDA-1st Team
Greg Manning	1981	GTE/CoSIDA-2nd Team
Matt Roe	1991	GTE/CoSIDA-1st Team

\* Consensus All-Americans are determined by first team selections on a majority of major All-America teams

AP-Associated Press; NABC-Basketball Coaches; BT-Basketball Times; BW-Basketball Writers; CV-Converse; HF-Helms Foundation; TSN-The Sporting News; UPI-United Press International; WD-Wooden Award

### ACC Honors ACC Player of the Year

1979-80	Albert King
1984-85	Len Bias
1985-86	Len Bias
1994-95	Joe Smith
2001-02	Juan Dixon

### ACC Rookie of the Year

1978-79	Buck Williams
1993-94	Joe Smith

### ACC Coach of the Year

1974-75	Lefty Driesell
1979-80	Lefty Driesell
1997-98	Gary Williams (ACC Athlete Magazine)
1999-00	Gary Williams (College Hoops Illustrated)
2001-02	Gary Williams

### All-ACC Selections

1953-54	Gene Shue (1st)
1954-55	Bob Kessler (2nd)
1955-56	Bob Kessler (2nd)
1956-57	Bob O'Brien (2nd)
1957-58	Nick Davis (2nd)
	John Nacincik (2nd)
1958-59	Charles McNeil (2nd)
1959-60	Al Bunge (1st)
	Bob McDonald (2nd)
1960-61	Bob McDonald (2nd)
1962-63	Jerry Greenspan (2nd)
1964-65	Jay McMillen (2nd)
1965-66	Gary Ward (2nd)
1968-69	Will Hetzel (2nd)
1969-70	Will Hetzel (2nd)
1970-71	Jim O'Brien (2nd)
1971-72	Tom McMillen (1st)
	Len Elmore (2nd)
1972-73	Tom McMillen (1st)
	Len Elmore (2nd)
1973-74	Len Elmore (1st)
	John Lucas (1st)
1974-75	John Lucas (1st)
	Owen Brown (2nd)
	Brad Davis (2nd)
	Maurice Howard (2nd)
1975-76	John Lucas (1st)
1976-77	Brad Davis (2nd)
1978-79	Larry Gibson (2nd)
1979-80	Albert King (1st)
	Greg Manning (2nd)
	Buck Williams (2nd)
1980-81	Albert King (2nd)
	Buck Williams (2nd)
1982-83	Adnan Branch (2nd)
	Ben Coleman (2nd)
1983-84	Ben Coleman (2nd)


1984-85	Len Bias (1st)
	Adnan Branch (2nd)
1985-86	Len Bias (1st)
1986-87	Demick Lewis (2nd)
1988-89	Tony Massenbun (3rd)
	Jerrod Mustaf (3rd)
1990-91	Matt Roe (3rd)
1991-92	Walt Williams (1st)
1993-94	Joe Smith (1st)
	Exree Hipp (HM)
	Johnny Rhodes (HM)
	Duane Simpkins (HM)
1994-95	Joe Smith (1st)
	Johnny Rhodes (3rd)
	Keith Booth (HM)
	Exree Hipp (HM)
	Duane Simpkins (HM)
1995-96	Johnny Rhodes (2nd)
	Keith Booth (3rd)
	Exree Hipp (HM)
	Duane Simpkins (HM)
1996-97	Keith Booth (1st)
	Laron Profit (HM)
1997-98	Rodney Elliott (3rd)
	Laron Profit (3rd)
	Obinna Ekezie (HM)
1998-99	Steve Francis (1st)
	Terence Morris (2nd)
	Laron Profit (3rd)
	Terrell Stokes (HM)
1999-00	Lonny Baxter (1st)
	Juan Dixon (1st)
	Terence Morris (2nd)
	Steve Blake (HM)
2000-01	Juan Dixon (1st)
	Lonny Baxter (2nd)
	Terence Morris (3rd)
	Steve Blake (HM)
2001-02	Juan Dixon (1st)
	Lonny Baxter (2nd)
	Steve Blake (3rd)
	Chris Wilcox (3rd)
	Byron Mouton (HM)
2002-03	Juan Dixon (1st)
	Draw Nicholas (2nd)
	Ryan Randle (3rd)
2003-04	John Gilchrist (3rd)
2004-05	Nik Caner-Medley (3rd)
	John Gilchrist (HM)
2005-06	Nik Caner-Medley (3rd)
2006-07	D.J. Strawberry (2nd)
	James Gist (HM)
	Ekene Ibekwe (HM)
2007-08	James Gist (2nd)
	Greivis Vasquez (2nd)

### All-ACC Tournament

1954	Gene Shue (1st)
1956	Bob Kessler (2nd)
1957	John Nacincik (2nd)
1958	Nick Davis (1st)
	Charles McNeil (1st)
	Al Bunge (2nd)
1961	Bill Stasulatis (2nd)
1962	Jerry Greenspan (2nd)
1965	Jay McMillen (2nd)
	Gary Ward (2nd)



Juan Dixon with John Wooden at the Wooden Awards Show in Los Angeles.



1972	Len Elmore (1st)
	Tom McMillen (1st)
	Jim O'Brien (2nd)
1973	Tom McMillen (1st)
	John Lucas (1st)
	Jim O'Brien (2nd)
1974	Tom McMillen (1st)
	John Lucas (1st)
	Maurice Howard (1st)
	Len Elmore (2nd)
	Owen Brown (2nd)
1975	John Lucas (1st)
1976	Maurice Howard (2nd)
	Steve Sheppard (2nd)
1978	Lawrence Boston (2nd)
	Larry Gibson (2nd)
1979	Larry Gibson (2nd)
1980	Albert King (1st, MVP)
	Greg Manning (1st)
	Ernest Graham (2nd)
	Buck Williams (2nd)
1981	Albert King (1st)
	Buck Williams (1st)
	Ernest Graham (2nd)
1984	Len Bias (1st, MVP)
	Ben Coleman (1st)
	Adrian Branch (2nd)
1986	Len Bias (1st)
1988	Keith Gatlin (2nd)
1989	Tony Massenburg (1st)
1992	Walt Williams (2nd)
1995	Exree Hipp (2nd)
	Joe Smith (2nd)
1996	Keith Booth (2nd)
1997	Keith Booth (2nd)
1998	Rodney Elliott (2nd)
1999	Steve Francis (1st)
2000	Lonny Baxter (1st)
	Juan Dixon (1st)
	Terence Morris (2nd)
2001	Juan Dixon (1st)
	Lonny Baxter (2nd)
2002	Steve Blake (2nd)
2004	John Gilchrist (1st, MVP)
	Jamar Smith (1st)
	Travis Garrison (2nd)

### ACC Player of the Week

1972-73	Tom McMillen
	Jim O'Brien
	John Lucas
	Len Elmore
1974-75	Tom Roy (2)
	John Lucas (2)
1975-76	Steve Sheppard
	Maurice Howard
	John Lucas
1977-78	Lawrence Boston
1978-79	Ernest Graham
	Albert King
	Greg Manning
1979-80	Albert King (2)
	Greg Manning
1980-81	Albert King (2)
1982-83	Adrian Branch
	Herman Veal
1983-84	Ben Coleman (2)
	Jeff Adkins
	Adrian Branch
1984-85	Len Bias
	Adrian Branch
1985-86	Len Bias (2)
1986-87	Demick Lewis
1987-88	Demick Lewis
1988-89	John Johnson
1989-90	Tony Massenburg
1991-92	Walt Williams
1992-93	Kevin McLinton
1994-95	Joe Smith (2)
	Johnny Rhodes
1995-96	Keith Booth
	Johnny Rhodes
1996-97	Keith Booth (2)
1997-98	Sarunas Jasikevicius
1998-99	Steve Francis (2)
	Laron Profit
1999-00	Lonny Baxter
	Juan Dixon (2)

	Terence Morris
2000-01	Lonny Baxter
	Juan Dixon (2)
2001-02	Juan Dixon (3)
2002-03	Steve Blake
2003-04	John Gilchrist (3)
2004-05	John Gilchrist (2)
2006-07	Mike Jones
	D.J. Strawberry (3)
2007-08	James Gist
	Greivis Vasquez

### ACC Rookie of the Week

1970-71	Jim O'Brien (2)
	Darrell Brown
	Howard White
1971-72	Tom McMillen (4)
	Len Elmore
1972-73	John Lucas (2)
1974-75	Brad Davis (3)
	Steve Sheppard
1975-76	Larry Gibson
	Lawrence Boston
1976-77	Bill Bryant (2)
	Mike Davis
	Jo Jo Hunter
1977-78	Greg Manning (2)
	Albert King
1978-79	Buck Williams (3)
1981-82	Adrian Branch (3)
1982-83	Ben Coleman (2)
1983-84	Keith Gatlin
1984-85	Derrick Lewis (3)
1985-86	John Johnson
1986-87	Teyon McCoy (2)
	Steve Hood
1987-88	Bnan Williams (2)
1988-89	Jarrod Mustaf (3)
1990-91	Garfield Smith
1992-93	Exree Hipp (2)
	Johnny Rhodes (2)
1993-94	Joe Smith (6)
	Tahj Holden
2003-04	D.J. Strawberry
	Mike Jones
2006-07	Greivis Vasquez

### SC Honors All-Southern Conference

1930-31	Bosey Berger
	Ed Rankin
1932-33	Rufus Vincent
1935-36	Bernie Buscher
	Vic Willis
1937-38	George Knepley
1938-39	George Knepley
	Eddie Johnson
	George DeWitt
	Jack Flynn
1944-45	Lee Brawley
1948-49	Lee Brawley

### All-Southern Conference Tournament

1931	Bosey Berger
	Ed Rankin
1939	George Knepley
1945	Jack Flynn
1951	Dick Koffenberger
1953	Gene Shue (MVP)

### Academic Honors Phi Beta Kappa

1978-79	Eric Shrader
---------	--------------

### NCAA Post-Graduate Scholarship

1970	Tom Milroy (alt)
1974	Tom McMillen
1981	Greg Manning
1991	Matt Roe

### All-ACC Academic

1966-67	Jay McMillen
1968-69	Tom Milroy
1971-72	Tom McMillen
1972-73	Tom McMillen
1973-74	Tom McMillen
1976-77	Steve Sheppard
	Brian Magid
1978-79	Greg Manning
1979-80	Greg Manning
1980-81	Greg Manning
1983-84	Charles Driesell
1984-85	Charles Driesell
1990-91	Matt Roe
1994-95	Kurtis Shultz
1996-97	Matt Kovarik
1998-99	Mike Mardesch
1999-00	Mike Mardesch
2000-01	Mike Mardesch
	Byron Mouton

### Scholar-Athlete Award

1989-90	Matt Roe
1990-91	Matt Roe
1991-92	Vince Broadnax
1992-93	Kurtis Shultz
1993-94	Kurtis Shultz
1994-95	Matt Raydo
1995-96	Matt Kovarik
1996-97	Matt Kovarik
1997-98	Matt Kovarik
1998-99	Matt Hahn
1999-00	Matt Hahn
2000-01	Mike Mardesch
2002-03	Mike Grinnon
2003-04	Mike Grinnon
2004-05	Mike Grinnon
2005-06	Dave Neal
2006-07	Dave Neal
2007-08	Dave Neal

### Maryland Team Honors Most Valuable Player

1969-70	Rod Horst
1970-71	Barry Yates
1971-72	Len Elmore
1972-73	Tom McMillen
1973-74	Tom McMillen
1974-75	John Lucas
1975-76	Maurice Howard
1976-77	Larry Gibson
1977-78	Larry Gibson
1978-79	Larry Gibson
1979-80	Albert King
1980-81	Albert King
1981-82	Adrian Branch
1982-83	Adrian Branch
	Ben Coleman
1983-84	Ben Coleman
1984-85	Len Bias
1985-86	Len Bias
1986-87	Derrick Lewis
1987-88	Demick Lewis
1988-89	Tony Massenburg
1989-90	Tony Massenburg
1990-91	Matt Roe
1991-92	Walt Williams
1992-93	Kevin McLinton
1993-94	Joe Smith
1994-95	Joe Smith
1995-96	Johnny Rhodes

1996-97	Keith Booth
1997-98	Rodney Elliott
1998-99	Steve Francis
	Terence Morris
1999-00	Terence Morris
2000-01	Lonny Baxter

2001-02	Juan Dixon
2002-03	Juan Dixon
	Draw Nicholas
	Steve Blake
2003-04	John Gilchrist
	Jamar Smith

### Most Improved Player

1969-70	Sparky Still
1970-71	Jim O'Brien
1971-72	Darrell Brown
1972-73	John Lucas
1973-74	Owen Brown
1974-75	Maurice Howard
1975-76	Brad Davis
1976-77	Lawrence Boston
1977-78	Greg Manning
1978-79	Ernest Graham
1979-80	Taylor Baldwin
1980-81	Steve Rivers
1981-82	Charles Pittman
1982-83	Len Bias
1983-84	Terry Long
1984-85	Jeff Baxter
	Tom Jones
1985-86	Jeff Baxter
1986-87	Dave Dickerson
1987-88	Tony Massenburg
1988-89	Cedric Lewis
1989-90	Jesse Martin
1990-91	Kevin McLinton
1991-92	Evers Burns
1992-93	Chris Kerwin
1993-94	Mano Lucas
	Duane Simpkins
1994-95	Wayne Bristol
1996-97	Obinna Ekezie
2001-02	Chris Wilcox
2006-07	Mike Jones
2007-08	Bambale Osby

### Alvin Aubinoe Career Contribution

1969-70	Will Hetzel
1970-71	Jay Flowers
1971-72	Charlie Blank
1972-73	Jim O'Brien
1973-74	Tom McMillen
1974-75	Billy Hahn
1975-76	John Lucas
1976-77	John Pavlos, Mgr.
1977-78	Lawrence Boston
1978-79	Larry Gibson
1979-80	John Binley
1980-81	Albert King
1981-82	Dutch Morley
1982-83	Adrian Branch
1983-84	Jeff Adkins
1984-85	Charles Driesell
1985-86	Len Bias
1987-88	Demick Lewis
1988-89	Dave Dickerson
1989-90	Tony Massenburg
1990-91	Cedric Lewis
1991-92	Walt Williams
1992-93	Evers Burns

### Newcomer of the Year

1987-88	Brian Williams
1988-89	Jarrod Mustaf
1989-90	Evers Burns
1990-91	Garfield Smith
1991-92	John Walsh
1992-93	Exree Hipp
	Johnny Rhodes

### Coaches' Award

1989-90	Jarrod Mustaf
1990-91	Cedric Lewis
1991-92	Garfield Smith
1992-93	Kurtis Shultz

### Buck Williams Len Elmore Rebounding Award \*

1969-70	Rod Horst
1970-71	Barry Yates
1971-72	Len Elmore
1972-73	Len Elmore
1973-74	Len Elmore
1974-75	Tom Roy
1975-76	Lawrence Boston
1976-77	Larry Gibson
1977-78	Larry Gibson
1978-79	Buck Williams
1979-80	Buck Williams
1980-81	Buck Williams
1981-82	Herman Veal
1982-83	Ben Coleman
1983-84	Ben Coleman
1984-85	Len Bias
1985-86	Len Bias
1986-87	Demick Lewis
1987-88	Demick Lewis
1988-89	Tony Massenburg
1989-90	Tony Massenburg
1990-91	Cedric Lewis
1991-92	Evers Burns
1992-93	Evers Burns
1993-94	Joe Smith
1993-94	Joe Smith
1995-96	Keith Booth
1996-97	Keith Booth
1997-98	Rodney Elliott
1998-99	Terence Morris
1999-00	Lonny Baxter
2000-01	Terence Morris
2001-02	Lonny Baxter
2002-03	Ryan Randle
2003-04	Jamar Smith
2005-06	Ekene Ibekwe
2006-07	Ekene Ibekwe
2007-08	James Gist

\* Originally named in honor of Chris Patton from 1970-89. Maryland's rebounding award was changed to honor Len Elmore from 1990-94, and later amended to include Buck Williams' name.

### Bud Millikan Defensive Player of the Year

1990-91	Vince Broadnax
	Cedric Lewis
1991-92	Vince Broadnax
1992-93	Kevin McLinton
1993-94	Johnny Rhodes
1994-95	Exree Hipp
	Joe Smith

### LeFrak Scholar

2003-04	Nik Caner-Medley
2004-05	Ekene Ibekwe
2005-06	Ekene Ibekwe
2006-07	Ekene Ibekwe
2007-08	Jerome Burney

### Mr. Hustle Award

1989-90	Vince Broadnax
1990-91	Vince Broadnax
1991-92	Chris Kerwin
1992-93	Mike Thibault
1993-94	Keith Booth
1994-95	Matt Raydo
2001-02	Byron Mouton
2003-04	Darrien Henry
2004-05	Darrien Henry
2005-06	Gini Chukura

### Outstanding Free Throw Shooter

1985-90	Walt Williams
1990-91	Walt Williams
1991-92	Kevin McLinton
1992-93	Kevin McLinton
1993-94	Duane Simpkins
1994-95	Duane Simpkins
1995-96	Duane Simpkins
1996-97	Sarunas Jasikevicius
1997-98	Sarunas Jasikevicius
1998-99	Juan Dixon
1999-00	Juan Dixon
2000-01	Juan Dixon
2001-02	Juan Dixon
2002-03	Draw Nicholas
2003-04	Chris McCray
2005-06	Mike Jones
2006-07	Eric Hayes
2007-08	Eric Hayes

### Most Improved Free Throw Shooter

1996-97	Rodney Elliott
1997-98	Obinna Ekezie

### Most Assists Award

1989-90	Walt Williams
1990-91	Kevin McLinton
1991-92	Kevin McLinton
1992-93	Kevin McLinton
1993-94	Duane Simpkins
1994-95	Duane Simpkins
1995-96	Duane Simpkins
1996-97	Terrell Stokes
1997-98	Terrell Stokes
1998-99	Terrell Stokes
1999-00	Steve Blake
2000-01	Steve Blake
2001-02	Steve Blake
2002-03	Steve Blake
2003-04	John Gilchrist
2005-06	D.J. Strawberry
2006-07	Greivis Vasquez
2007-08	Greivis Vasquez

### 6th Man Award

2000-01	Danny Miller
2002-03	Calvin McCall
2003-04	D.J. Strawberry
2005-06	Travis Garrison

### Unsung Hero Award

2000-01	LaRon Cephas
2002-03	Tahj Holden
2003-04	Travis Garrison

### Senior Award

1990-91	Cedric Lewis
1991-92	Matt Downing
1992-93	Chris Kerwin
1998-99	Laron Profit

### Morgan Wootten Lifetime Achievement\*

1997-98	Jack Zane
1998-99	Johnny Holliday
1999-00	Jack Heise
2000-01	Marv Perry
2001-02	Jack Zane
2002-03	John Brown
2003-04	John Rymer
2004-05	Bill Conaway
2005-06	Bob Mitchell
2006-07	Robert Ehrlich
2007-08	J.J. Bush

\* Renamed in honor of the long-time DeMathe High School coach in 2003.



## All-Time Roster

### • A •

Acio, Joseph	1944
Adams, Donald	1926-27-28
Adkins, Jeff	1982-83-84-85
Allen, John	1929
Allen, Benjamin	1936-37
Archer, Rudy	1988
Anderson, Mike	1990
Andorka, William	1935
Arnsworthy, Frank	1949-50
Auslander, Brian	1969-71
Avery, John	1966-67-68

### • B •

Badu, Earl	2000-01-02
Batz, Edward	1942-43
Baker, Harmon	1925
Balschow, David	1945
Baldwin, Taylor	1979-80-81-82
Barton, Joseph	1962
Baxter, Jeff	1983-84-85-86
Baxter, Lonny	1999-00-01-02
Beamer, Francis	1938-39
Beatty, William	1924-25-26
Bechtle, Gerald	1958-59-60
Behr, Samuel	1945
Berger, Louis	1930-31-32
Bengoechea, Adam	1938-39-40
Berlin, H.S.	1918-19
Bias, Leonard	1983-84-85-86
Bilney, John	1977-78-79-80
Blake, Steve	2000-01-02-03
Blank, Charles	1970-71-72
Blumberg, Norman	1960-61
Bodell, Bob	1971-72-73
Body, Robert	1971-72-73
Boland, Samuel	NA
Booth, Keith	1994-95-96-97
Bosley, Robert	1945
Bosnic, Nick	1994
Boston, Lawrence	1976-77-78
Bowers, Will	2004-05-06-07

Bowie, Adrian	2008
Bowie, William	1936-37
Boyd, Arthur	1925-26-27
Boyle, John	1975-76
Branch, Adrian	1982-83-84-85
Brawley, C. Lee	1949-50-51-52
Brayton, Neil	1964-65-66
Brenner, John	1942
Bristol, Wayne	1992-93-94-95
Broadnax, Vince	1989-90-91
Brooks, Ronald	1952-53-54
Brown, Darrell	1971-72-73
Brown, Parrish	2006-07
Brown, Owen	1973-74-75
Brown, William	1936-37
Bryant, Bernard	1935
Bryant, William	1936-37
Bryant, William	1977-78
Buckley, John	1945
Bunge, Al	1958-59-60
Burch, Samuel	1943
Burger, Joseph	1924-25
Burney, Jerome	2008
Burns, Evers	1990-91-92-93
Burton, Tim	1984-85-86-87
Buscher, Alton	1932-33-34
Buscher, Bernard	1934-35-36
Butler, Jay	1953

### • C •

Campbell, William	1945
Caner-Medley, Nik	2003-04-05-06
Cardwell, Lee	1925-26
Carlson, Phillip	1963-64-65
Carpenter, Conrad	1962-63
Carter, Harold	1934
Cartwright, Mark	1972
Cephas, LaRon	1998-99-00-01
Chalmers, George	1930-31-32
Chamberlain, Kevin	1990
Chase, Spencer	1932-33-34
Chong, Eddie	1989-90

Chronister, Jon	1991-92
Chukura, Gini	2005-06-07
Clark, Jackie	1964-65-66
Cohen, Morris	1932
Cole, Kenneth	1913-14
Coleman, Ben	1983-84
Collins, Andre	2002-03
Collins, James	1938
Connelly, Thomas	1951
Crawford, Mark	1977
Creascenze, Edward	1948
Croshtwait, Samuel	1927
Cutler, Robert	1958

### • D •

Daly, Edward	1935
Danko, Eugene	1958-59
Davis, Brad	1975-76-77
Davis, Mike	1977-78
Davis, Nick	1956-57-58
Davis, Todd	1990-91-92
Day, S.E.	1913
Dean, Thurston	1927-28-29
Darslyne, R.S.	1914
DeCosmo, Michael	1964-65
Dewitt, George	1939-40
Dickerson, David	1986-87-88-89
Diffie, Granville	1950
Dilworth, Robert	1953-54-55
Dixon, Juan	1999-00-01-02
Downing, Matt	1991-92
Drescher, Richard	1967-68
Driesell, Charles	1982-83-84-85
Dudley, Aaron	1991-92
Dunlap, Howard	1956
Dupree, Braxton	2008
DuVall, Mearle	1940, 1942
Dyer, Harold	1934

### • E •

Edwards, John	1946-47-48-49
Eicher, Robert	1961-62-63
Eiseman, John	1918-19
Ekezie, Obinna	1996-97-98-99
Elliott, Rodney	1995-96-97-98
Elmore, Len	1972-73-74
Englebert, Erwin	1944
Ensor, Lionel	1924-25-26
Eskin, Neal	1981-82-83-84
Etienne, Max	1989-90
Evans, Warren	1933
Evans, William	1928-29-30
Everett, Robert	1953-54-55

### • F •

Faber, John	1924-25-26-27
Farmer, Edward	1983
Farrell, Shawn	1978
Fellows, Frank	1951-53
Fennel, E.O.	1944
Ferguson, Scott	1962-63-64
Fetters, Robert	1941-42
Fern, Gustav	1957
Fields, Norman	1996-97-98-99
Finniff, Doug	1991
Flowers, Jay	1970
Flynn, John	1944-45-46
Fofana, Hassan	2004-05
Fothergill, Mark	1980, 82-83-84
Francis, Steve	1999
Franklin, James	1964-65-66
Franklin, William	1965-66
Fuqua, Frank	1955

### • G •

Garrett, Ashton	1941
Garrison, Travis	2003-04-05-06
Gatlin, Keith	1984-85-86, 88
Gaylor, Robert	1929-30
Gibson, Lawrence	1976-77-78-79
Gilbert, H.D.	1919
Gilchinst, John	2003-04-05
Gilmore, Jack	1941
Gist, James	2005-06-07-08
Gleasner, John	1946
Gordley, Larry	1972
Graham, Ernest	1978-79-80-81
Greco, Raloh	1952-53-54
Gregory, Dino	2008
Greenspan, Gerald	1961-62-63
Gregg, David	1986
Grimmon, Mike	2002-03-04-05
Groves, John	1924
Guckeyson, Bill	1935, 37

### • H •

Hahn, Matt	1997-98-99-00
Hahn, Billy	1974-75-76
Hall, Irving	1924
Halleck, James	1957-58-59
Hammerlund, Robert	1937
Hankin, Robert	1950
Hardiman, Robert	1955-56-57
Harrington, Joseph	1965-66-67
Hart, Robert	1978-79
Hathaway, Jeff	1978-79
Hayes, Eric	2007-08
Headley, Coleman	1938
Heagy, Al	1928-29-30
Heatley, Jack	1945
Heil, George	1940
Heise, John	1946-47
Henderson, David	1977, 1979-80
Henry, Danen	2003-04-05
Hess, Harry	1930-31
Hetzal, Fred	1928-29-30
Hetzal, Will	1968-69-70
Hilden, Charles	1968-69-70
Hipp, Exree	1993-94-95-96
Hisle, John	1932
Hite, Kelly	1997
Hoffecker, Thomas	1945
Holbert, Peter	1981-82-83-84
Holden, Tahj	2000-01-02-03
Hood, Steve	1987-88
Horn, Hechert	1942
Horst, Rod	1968-69-70
Horton, Frank	1992
Houstey, Samuel, NA	
Howard, Maurice	1973-74-75-76
Hughes, Harry	1946
Huntelmann, Charles	1913-14
Hunter, Jo Jo	1977-78

### • I •

Ibekwe, Ekene	2004-05-06-07
---------------	---------------

### • J •

Jackson, William	1951
Jackson, Reggie	1979-80-81-82
Jaec, Paul	1945
James, Robert	1942-43
Jarmoska, George	1941
Jasikevicius, Sarunas	1995-96-97-98
Jelus, Paul	1960-61-62
Johnson, Edward	1937-38-39



Tahj Holden

Johnson, James	1951-52
Johnson, John	1986-87-88-89
Johnson, Julius (Pete)	1967-68-69
Jones, Mike	2004-05-06-07
Jones, Thomas	1985-86
Jones, William	1966-67-68
Judd, Donny	1994-95

### • K •

Kaluzienski, Matt	1989-90
Kann, R.S.	1918
Kaplan, Zev	1955
Karver, Mark	1987-88
Kassel, Steve	1979-80-81
Kasoff, Mitch	1987-88-89-90
Kebeck, Steve	1970-71
Keene, Robert	1946
Keller, Charles	1935-36-37
Kelleher, Charles	1960-61-62
Kerwin, Chris	1992-93
Kessler, Robert	1954-55-56
King, Albert	1978-79-80-81
Kinsman, James	1943
Knepley, George	1937-38-39
Knepley, Robert	1942
Knodel, Robert	1919
Koffenberger, Dick	1950-51-52
Kovarik, Matt	1994-95-97-98
Krukar, Pete	1958-59-60



Steve Blake

# MARYLAND

2002 NCAA CHAMPIONS  
2004 ACC CHAMPIONS

## L

Ladd, Robert	1957
Lake, William	1945
Lann, Alvin	1948, 50
Ledbetter, Sterling	2005-06
Leuci, Victor	1954
Levin, Julius	1933
Levin, Morris	1952-53
Lavine, Frank	1933
Lewis, Cedric	1988-89-90-91
Lewis, Derrick	1985-86-87-88
Lewis, Robert	1964
Linkous, Fred	1926-27-28
Long, Terry	1984-85-86
Lucas, John	1973-74-75-76
Lucas, Mario	1993-94-95-96
Luney, William	NA

## M

MacDonald, Jan	1968
Mack, Charles	1949-50
Madigan, George	1928-29-30
Magid, Brian	1976-77
Manis, George	1951-52-53
Manning, Greg	1978-79-80-81
Mardesich, Mike	1998-99-00-01
Marshall, Alfred	NA
Marshall, Ted	1960-61-62
Martin, Jesse	1989-90
Massenburg, Tony	1986, 1988-89-90
May, Charles	1930-31-32
Mayolo, Vinny	1982-83-84-85-86
Mays, H.W.	1911
McAlpin, Jason	2007-08
McCall, Calvin	2000-01-02
McCarthy, John	1936-37-38
McCoy, Teyon	1987-88, 90
McCray, Chris	2003-04-05-06
McCudy, Bruce	1949
McDonald, Robert	1959, 61
McDonald, Leib	1941
McGinnis, Wayne	1957
McHale, Richard	1971

McLinton, Kevin	1990-91-92-93
McMillen, Jay	1965-66-67
McMillen, Thomas	1972-73-74
McNeil, Charles	1958-59
McWilliams, Samuel	1963-64
Mercer, Alvin	1973-74
Merna, James	1956
Michelson, Sheldon	1967-68
Milbourne, Landon	2007-08
Miller, Danny	1999-00-01
Miller, Thomas	1966
Milroy, Thomas	1968-69-70
Mobus, Paul	1936-37
Mondorf, Pershing	1939-40
Mont, Thomas	1942-43, 47
Moore, Dwight	1953
Moore, Perry	1956-57-58
Moran, Donald	1951-52-53
Morin, Matt	1990-91-92
Morley, Greg 'Dutch'	1979-80-81-82
Morris, Alan	1972-73
Morris, John	1932
Morris, Terence	1998-99-00-01
Morris, William	1913-14
Mouton, Byron	2001-02
Mueller, Richard	1964
Mulitz, Milton	1937-38, 40
Murphy, William	1957-58-59
Murray, Robert	1947-48-49, 55
Mustaf, Jerrod	1989-90

## N

Nacincik, John	1956-57-58
Nakannua, Jeff	1973
Nared, Greg	1986-87-88-89
Neal, Dave	2006-07-08
Neal, John	1971-72
Nevin, Phil	1987
Newsome, John	1975-76
Nicholas, Drew	2000-01-02-03
Nofsinger, Michael	1960-61-62
Norris, John	1930-31-32
Nuttie, Byron	1943

## O

O'Brien, Jim	1971-72-73
O'Brien, Robert	1955-56-57
Ochsenreiter, Eugene	1939-40-41
Osby, Bambale	2007-08

## P

Palmer, Bryan	1983-85
Parker, Alvin	1924
Patton, Chris	1975-76
Pavlos, John	1975-76-77
Pearman, David	2008
Peck, Malvin	1944, 47
Peebles, Irving	1924
Petrovic, Nemanja	1993
Pinocci, Peter	1946
Pittman, Charles	1981-82
Pitzer, John	1930-31
Poling, William	1946
Porac, Richard	1972-73-74
Prins, Curtis	1957
Profit, Leron	1996-97-98-99

## R

Radice, Julius	1928-29-30
Randle, Ryan	2002-03
Ready, Michael	1919
Rainge, Alan	1992
Raydo, Matt	1994-95-96-97
Rea, William	1938-39-40
Reyes, Andre	1987
Rhodes, Johnny	1993-94-95-96
Rivers, Steve	1981-82-83
Robinson, Jonathan	1980-81
Roe, Matt	1991
Ronkin, Edward	1930-31-32
Rooney, Patrick	1930
Roy, Thomas	1973-74-75

## S

Sandbower, John	1954-55-56
Sanders, Harvey	1970
Schauffler, Charles	1955-56
Scheele, Thomas	1935
Schmidt, Francis	1933
Schroeder, David	1961
Schuerholz, Donald	1942-43, 47
Schultz, Logan	1938
Shaffer, Richard	1939
Shanahan, Gerry	1960
Sheppard, Steve	1975-76-77
Shrader, Eric	1977-78-79
Shue, Gene	1952-53-54
Shultz, Kurtis	1992-93-94-95
Shumate, John	1947
Siegrist, Ronald	1948-49
Simpkins, Duane	1993-94-95-96
Simms, Harvey	1939
Smallwood, Lawrence	1928-29
Smith, Alman	1997-98
Smith, Bernard	1948-49-50
Smith, Garfield	1991-92
Smith, Jamar	2003-04
Smith, Joe	1994-95
Snyder, Robert	1933-34
Sothoron, Norwood	1934-35
Stasiulatis, William	1961-62-63
Steiner, Carlton	1942
Steinman, Edward	1964
Stevens, James	1918
Stevens, Myron	1925-26-27
Stieber, Fred	1933
Still, James	1970-71
Stobaugh, Richard	1969
Stokes, Terrell	1996-97-98-99
Stone, Junior	1918-19
Strachan, John	1951



Buck Williams

Strawberry, D.J.	2004-05-06-07
Suder, George	1964
Suit, Jack	1941
Sullivan, William	1969
Supplee, William	1924-25-26
Sweeney, Daniel	1963
Swetnam, Stan	1974

## T

Taylor, Richard	1949
Thibeault, Mike	1991-92-93
Thomas, Fred	1936-37
Thurston, Robert	1955
Tiffany, Al	1992-93-94-95
Tillman, James	1976-77
Tomlinson, Chris	1992-93-94-95
Travis, Ernest	1942-43
Trimble, Japeth	1972, 74
Troxell, Walter	1924-25-26
Truax, Terry	1967-68
Tucker, Cliff	2008
Tull, J.J.	1914
Turyn, Victor	1946-47
Tuschek, Richard	1944

## U

Ullman, Bernard	1941
-----------------	------

## V

Vannais, Leon	1940
Vasquez, Greivis	2007-08
Veal, Herman	1981-82-83-84
Vincent, J.M.	1914
Vincent, Rufus	1932-33-34

## W

Wainwright, Troy	1988-89-90
Walker, George	1933
Walker, Rodney	1988
Walker, Shane	2008

Waller, Edward	1947
Walsh, John	1992-93
Ward, Gary	1964-65-66
Watkins, Brian	1997-98-99
Walters, Albert	1935-36-37
Weber, George	1933
Webster, David	1954-55
Weidinger, Charles	1940
Weingarten, Julian	1957-58
Wharton, James	1941
Wheeler, Waverly	1936-37-38
White, Joseph	1942
White, Howard	1971-72-73
Wilcox, Chris	2001-02
Wiles, F. Michael	1969-70
Wiles, Peter	1960
Williams, Charles 'Buck'	1979-80-81
Williams, Gary	1965-66-67
Williams, Walt	1989-90-91-92
Wilson, Robert	1931-32
Wilson, Robert	1960-61
Wilson, Len	1913
Winnemore, Augustine	1929
Wise, Richmond	1964-65-66
Woodward, Arthur	1940-41
Worthington, Charles	1969
Wortsell, Tom	1987
Wright, Spencer	1948-49


## Y

Yates, Barry	1971
Yordy, Robert	1945, 49
Young, Curley	1990
Young, Thomas	1953-54, 58
Yowell, Roy	1934

## Z

Zalesak, Emanuel	1924
Zimmerman, James	1935
Zizakovic, Lubo	1993

Note: This list includes players which appeared on rosters as well as some managers.



Steve Sheppard

## Career Statistics

Year	Name	G	MIN	FG	FGA	PCT	3PT	3PA	PCT	FT	FTA	PCT	OR	TR	AVG	AST	TO	PF	STL	BLK	PTS	AVG
81-85	Adkins, Jeff	128	3407	392	836	46.9	22	54	40.7	193	285	67.7	0	310	2.4	360	0	299	110	32	999	7.8
59-60	Alpert, Steve	6	-	2	5	40.0	0	0	0.0	0	0	0.0	0	1	0.2	0	0	0	0	0	4	0.7
89-90	Anderson, Mike	25	248	13	40	32.5	2	12	16.7	26	36	72.2	5	23	0.9	34	42	32	9	0	54	2.2
87-88	Archer, Rudy	31	1070	134	310	43.2	48	122	39.3	77	100	77.0	15	75	2.4	172	86	48	38	2	393	12.7
53-54	Atchison, Ken	6	-	0	2	0.0	0	0	0.0	0	0	0.0	0	0	0.0	0	0	0	0	0	0	0.0
65-68	Avery, John	59	-	117	248	47.2	0	0	0.0	50	67	74.6	0	68	1.2	0	0	59	0	0	284	4.8
99-02	Badu, Earl	18	33	2	5	40.0	0	1	0.0	0	4	0.0	0	4	0.2	9	3	2	0	0	4	0.3
78-82	Baldwin, Taylor	4	26	75	123	61.0	0	0	0.0	49	77	63.6	0	167	2.0	20	0	129	5	50	199	2.4
61-64	Barton, Joe	38	-	44	101	43.6	0	0	0.0	30	47	63.8	0	109	2.9	0	0	71	0	0	118	3.1
82-86	Baxter, Jeff	118	1733	214	461	46.4	6	15	40.0	117	161	72.7	0	116	1.0	196	0	138	46	3	551	4.7
98-02	Baxter, Lonny	136	3373	712	1287	55.3	3	5	60.0	431	718	60.0	347	998	7.2	96	225	408	120	227	1858	13.5
57-60	Bechtie, Jerry	71	-	230	555	41.4	0	0	0.0	153	214	71.5	0	260	3.7	0	0	0	0	0	613	8.6
82-86	Bias, Len	131	4302	838	1562	53.6	3	11	27.3	470	591	79.5	0	745	5.7	168	0	332	84	87	2149	16.4
76-80	Bilney, John	88	-	59	133	44.4	0	0	0.0	34	73	46.6	0	197	2.2	41	0	132	28	20	152	1.7
99-03	Blake, Steve	138	4312	374	932	40.1	182	478	38.1	209	271	77.1	84	465	3.4	972	453	290	234	38	1139	8.3
69-72	Blank, Charlie	70	-	185	389	47.6	0	0	0.0	63	96	65.6	0	246	3.5	58	0	124	0	0	433	6.2
70-73	Bodell, Bob	88	-	204	387	52.7	0	0	0.0	157	217	72.4	0	228	2.6	241	0	141	0	0	565	6.4
93-97	Booth, Keith	126	3869	589	1291	45.6	22	105	21.0	576	824	69.9	326	916	7.3	296	403	407	193	72	1776	14.1
93-94	Bosnic, Nick	28	227	31	75	41.3	8	23	34.8	12	17	70.6	14	41	1.5	13	18	25	8	4	82	2.9
75-78	Boston, Lawrence	2	-	438	760	57.6	0	0	0.0	131	191	68.6	0	629	7.7	67	0	261	44	48	1007	12.3
73-74	Bowen, Bob	8	-	0	4	0.0	0	0	0.0	0	0	0.0	0	6	0.8	0	0	1	0	0	0	0.0
03-07	Bowers, Will	116	1182	92	226	40.7	1	6	16.7	57	91	62.6	66	206	1.8	42	72	198	15	65	242	2.1
07-08	Bowie, Adrian	34	420	50	86	58.1	6	12	50.0	19	36	52.8	15	56	1.6	31	37	42	26	0	125	3.7
73-76	Boyle, John	44	-	9	25	36.0	0	0	0.0	2	7	28.6	0	30	0.7	2	0	14	0	0	20	0.5
81-85	Branch, Adrian	13	4179	767	1579	48.6	29	81	35.8	454	607	74.8	0	546	4.4	292	0	372	110	50	2017	16.4
63-66	Brayton, Neil	76	-	278	652	42.6	0	0	0.0	157	207	75.8	0	344	4.5	0	0	270	0	0	713	9.4
91-95	Bristol, Wayne	100	763	87	224	38.8	31	101	30.7	60	102	58.8	51	101	1.0	60	53	82	33	9	265	2.6
88-92	Broadnax, Vince	101	2178	210	429	49.0	0	1	0.0	176	242	72.7	137	298	3.0	204	141	207	88	8	596	5.9
53-54	Brooks, Ronnie	30	-	29	86	33.7	0	0	0.0	24	40	60.0	0	0	0.0	0	0	0	0	0	82	2.7
64-65	Brotman, Don	7	-	2	8	25.0	0	0	0.0	4	5	80.0	0	2	0.3	0	0	9	0	0	8	1.1
70-73	Brown, Darrell	76	-	148	300	49.3	0	0	0.0	62	100	62.0	0	220	2.9	61	0	108	0	0	358	4.7
66-68	Brown, Larry	6	-	0	2	0.0	0	0	0.0	0	0	0.0	0	1	0.2	0	0	0	0	0	0	0.0
05-07	Brown, Pamish	60	526	57	137	41.6	20	51	39.2	39	51	76.5	19	72	1.2	79	57	34	25	1	173	2.9
72-75	Brown, Owen	87	-	335	690	48.6	0	0	0.0	118	159	74.2	0	440	5.1	68	0	204	0	0	788	9.1
76-79	Bryant, Bill	55	-	160	353	45.3	0	0	0.0	91	125	72.8	0	129	2.3	97	0	90	37	18	411	7.5
57-60	Bunge, Al	75	-	339	842	40.3	0	0	0.0	257	389	66.1	0	795	10.6	0	0	0	0	0	935	12.5
89-93	Burns, Evers	113	2548	545	1092	49.9	1	4	25.0	224	365	61.4	261	634	5.6	101	170	288	114	64	1315	11.6
07-08	Burney, Jerome	17	125	15	32	46.9	0	0	0.0	0	4	0.0	10	27	1.6	4	2	8	2	9	30	1.8
02-06	Caner-Medley, Nik	127	3545	570	1240	46.0	116	344	33.7	317	427	74.2	248	659	5.2	222	247	260	146	86	1573	12.4
62-65	Carlson, Phil	62	-	119	258	46.1	0	0	0.0	62	108	57.4	0	213	3.4	0	0	82	0	0	300	4.8
60-63	Carpenter, Connie	58	-	103	239	43.1	0	0	0.0	30	40	75.0	0	105	1.8	0	0	28	0	0	236	4.1
71-72	Cartwright, Mark	15	-	45	82	54.9	0	0	0.0	20	30	66.7	0	54	3.6	6	0	20	0	0	110	7.3
97-01	Cephas, LaRon	64	275	30	81	37.0	4	9	44.4	9	22	40.9	16	69	1.1	3	14	47	5	7	73	1.1
89-91	Chamberlain, Kevin	7	11	1	5	20.0	0	0	0.0	0	0	0.0	1	1	0.1	0	0	1	0	0	2	0.3
74-75	Cherry, Mike	4	-	2	3	66.7	0	0	0.0	0	0	0.0	0	4	1.0	1	0	0	0	0	4	1.0
04-07	Chukura, Gini	27	63	5	16	33.3	2	4	50.0	1	8	12.5	11	16	0.6	1	4	4	3	1	13	0.5
63-66	Clark, Jack	73	-	133	301	44.2	0	0	0.0	141	190	74.2	0	174	2.4	0	0	122	0	0	407	5.6
82-84	Coleman, Ben	62	2089	376	638	58.9	0	0	0.0	193	282	68.4	0	511	8.2	85	0	211	42	75	945	15.2
01-03	Collins, Andre	41	191	34	58	58.6	11	25	44.0	10	15	66.7	1	19	0.5	36	18	15	16	0	89	2.2
76-77	Crawford, Mark	16	-	2	9	22.2	0	0	0.0	12	13	92.3	0	4	0.3	2	0	7	2	1	16	1.0
56-59	Danko, Gene	58	-	92	245	37.6	0	0	0.0	110	155	71.0	0	138	2.4	0	0	0	0	0	294	5.1
74-77	Davis, Brad	84	-	386	721	53.5	0	0	0.0	254	318	79.9	0	262	3.1	431	0	247	25	12	1026	12.2
76-78	Davis, Mike	45	-	88	189	46.6	0	0	0.0	75	114	65.8	0	286	6.4	16	0	140	21	62	251	5.6
95-98	Davis, Nick	79	-	357	809	44.1	0	0	0.0	147	204	72.1	0	263	3.3	0	0	0	0	0	861	10.9
63-67	DeCosmo, Mike	46	-	63	211	29.9	0	0	0.0	45	56	80.4	0	88	1.9	0	0	78	0	0	171	3.7
85-89	Dickerson, Dave	100	2036	193	450	42.9	24	80	30.0	105	148	70.9	116	334	3.3	140	69	264	26	34	515	5.2
53-55	Dilworth, Bob	46	-	63	149	42.3	0	0	0.0	40	74	54.1	0	155	3.4	0	0	0	0	0	166	3.6
98-02	Dixon, Juan	141	4002	802	1713	46.9	239	615	38.9	426	501	85.0	199	599	4.2	371	355	282	92	7	2269	16.1
90-92	Downing, Matt	51	586	52	132	39.4	20	65	30.8	40	62	64.5	32	73	1.4	65	47	72	21	0	164	3.2
65-68	Dreschler, Rich	52	-	162	395	41.0	0	0	0.0	84	128	65.6	0	380	7.3	0	0	118	0	0	408	7.8
81-85	Driesell, Chuck	58	255	29	77	37.7	1	5	20.0	48	77	62.3	0	24	0.4	13	0	30	5	1	107	1.8
55-56	Dunlap, Don	16	-	5	13	38.5	0	0	0.0	8	14	57.1	0	20	1.3	0	0	0	0	0	18	1.1
07-08	Dupree, Braxton	27	277	23	60	38.3	0	0	0.0	0	4	0.0	10	27	1.6	4	2	8	2	9	30	1.8
60-63	Eicher, Bob	66	-	262	646	40.6	0	0	0.0	159	219	72.6	0	320	4.8	0	0	109	0	0	683	10.3
95-99	Ekezie, Obinna	118	2830	408	815	50.1	0	12	0.0	356	544	65.4	253	671	5.7	104	243	355	73	125	1172	9.9
94-98	Elliott, Rodney	123	2227	343	704	48.7	43	128	33.6	212	309	68.6	198	570	4.6	117	141	286	64	44	941	7.7

# MARYLAND

2002 NCAA CHAMPIONS  
2004 ACC CHAMPIONS

Year	Name	G	MIN	FG	FGA	PCT	3PT	3PA	PCT	FT	FTA	PCT	OR	TR	AVG	AST	TO	PF	STL	BLK	PTS	AVG
71-74	Elmore, Len	86	-	408	836	48.8	0	0	0.0	201	278	72.3	0	1053	12.2	120	0	210	0	0	1017	11.8
88-90	Etienne, Max	11	19	5	8	62.5	0	0	0.0	2	4	50.0	2	3	0.3	0	1	4	0	0	12	1.1
53-55	Everett, Bob	54	-	207	446	46.4	0	0	0.0	201	309	65.0	0	250	4.6	0	0	0	0	0	615	11.4
82-83	Farmer, Ed	20	173	20	49	40.8	0	1	0.0	14	22	63.6	0	44	2.2	3	0	32	4	4	54	2.7
66-67	Feeney, Steve	6	-	1	3	33.3	0	0	0.0	1	2	50.0	0	1	0.2	0	0	0	0	0	3	0.5
61-64	Ferguson, Scott	59	-	144	321	44.9	0	0	0.0	78	128	60.9	0	293	5.0	0	0	106	0	0	366	6.2
95-99	Fields, Norman	52	167	24	65	36.9	6	21	28.6	12	17	70.6	15	44	0.8	21	17	9	12	2	66	1.3
69-70	Findreng, Tommy	1	-	0	0	0.0	0	0	0.0	0	0	0.0	0	0	0.0	0	0	2	0	0	0	0.0
69-71	Flowers, Jay	31	-	36	100	36.0	0	0	0.0	42	59	71.2	0	85	2.7	26	0	41	0	0	114	3.7
03-04	Fofana, Hassan	32	254	18	51	35.3	0	0	0.0	11	25	44.0	17	52	1.6	4	24	49	7	18	47	1.5
79-84	Fothergill, Mark	100	1377	146	276	52.9	1	5	20.0	115	149	77.2	0	246	2.5	41	0	225	14	16	408	4.0
98-99	Francis, Steve	34	1034	205	392	52.3	45	116	38.8	124	157	79.0	57	154	4.5	152	102	95	6	95	579	17.0
63-66	Franklin, Bill	49	-	9	27	33.3	0	0	0.0	10	16	62.5	0	11	0.2	0	0	28	0	0	28	0.6
54-55	Fuqua, Frank	15	-	42	108	38.9	0	0	0.0	64	87	73.6	0	118	7.9	0	0	0	0	0	148	9.9
02-06	Garrison, Travis	125	2392	334	768	43.5	34	98	34.7	237	318	74.5	261	628	5.0	79	143	322	57	136	939	7.5
83-88	Gatlin, Keith	122	3520	434	878	49.4	56	113	49.6	163	205	79.5	20	271	2.2	649	24	161	90	11	1087	8.9
75-79	Gibson, Larry	101	-	484	878	55.1	0	0	0.0	230	313	73.5	0	895	8.9	55	0	322	45	182	1198	11.9
02-05	Gilchrist, John	91	2407	365	777	47.0	85	217	39.1	207	288	71.9	120	352	3.9	364	204	135	123	18	1022	11.2
04-08	Gist, James	130	3242	536	1059	50.6	31	94	33.0	311	447	69.6	237	783	6.0	142	236	319	122	122	1414	10.9
77-81	Graham, Ernest	118	964	686	1363	50.3	0	0	0.0	235	334	70.4	0	572	4.8	346	0	355	123	41	1607	13.6
53-54	Greco, Ralph	30	-	65	175	37.1	0	0	0.0	35	54	64.8	0	0	0.0	0	0	0	0	0	165	5.5
60-63	Greenspan, Jerry	61	-	279	708	39.4	0	0	0.0	317	420	75.5	0	501	8.2	0	0	163	0	0	875	14.3
85-86	Gregg, David	15	106	10	17	58.8	0	0	0.0	9	19	47.4	0	11	0.7	2	-	14	2	6	29	1.9
07-08	Gregory, Dino	14	92	5	17	29.4	0	0	0.0	2	3	66.7	8	19	1.4	2	7	16	1	3	12	0.9
01-05	Gronn, Mike	59	256	13	39	33.3	5	17	29.4	15	21	71.4	17	49	0.8	18	19	18	4	9	46	0.8
72-75	Hahn, Billy	58	-	40	70	57.1	0	0	0.0	16	29	55.2	0	24	0.4	55	0	36	0	0	96	1.7
96-00	Hahn, Matt	43	110	8	21	38.1	1	9	11.1	20	32	62.5	2	10	0.2	24	14	6	6	0	37	0.9
56-59	Halleck, Jim	71	-	160	409	39.1	0	0	0.0	213	297	71.7	0	381	5.4	0	0	0	0	0	533	7.5
75-76	Hand, Pat	9	-	0	2	0.0	0	0	0.0	2	2	100.0	0	2	0.2	2	0	2	0	0	2	0.2
54-57	Hardiman, Bob	43	-	9	28	32.1	0	0	0.0	19	32	59.4	0	20	0.5	0	0	0	0	0	37	0.9
64-67	Harrington, Joe	63	-	209	427	48.9	0	0	0.0	138	217	63.6	0	344	5.5	0	0	161	0	0	556	8.8
77-79	Hart, Bob	16	-	4	4	100.0	0	0	0.0	2	2	100.0	0	5	0.3	1	0	3	2	0	10	0.6
06-08	Hayes, Eric	65	1827	157	370	42.4	78	199	39.2	77	88	87.5	34	164	2.5	270	145	78	60	11	469	7.2
76-80	Henderson, David	38	-	13	21	61.9	0	0	0.0	9	15	60.0	0	33	0.9	4	0	18	0	5	35	0.9
02-05	Henry, Darien	24	58	8	17	47.1	0	0	0.0	1	3	33.3	5	12	0.5	3	1	7	4	3	17	0.7
68-70	Hetzel, Will	76	-	547	1242	44.0	0	0	0.0	276	353	78.2	0	689	9.1	56	0	240	0	0	1370	18.0
92-96	Hipp, Exree	121	3442	524	1120	46.8	84	286	29.4	240	362	66.3	186	488	4.0	326	250	305	120	37	1372	11.3
95-96	Hite, Kelly	11	36	2	8	25.0	0	4	0.0	6	12	50.0	3	11	1.0	0	4	5	2	0	10	0.9
60-61	Hodor, George	15	-	3	16	18.8	0	0	0.0	13	20	65.0	0	6	0.4	-	0	0	0	0	19	1.3
80-84	Holbert, Pete	75	552	83	203	40.9	2	7	28.6	62	80	77.5	0	76	1.0	22	0	42	7	2	230	3.1
99-03	Holden, Tahj	128	2260	214	489	43.8	55	138	39.9	216	302	71.5	103	358	2.8	144	104	291	86	132	699	5.5
86-87	Holland, Pat	5	11	1	7	14.3	0	1	0.0	0	0	0.0	1	2	0.4	0	0	2	0	2	2	0.4
86-88	Hood, Steve	55	1502	216	456	47.4	61	148	41.2	102	149	68.5	38	173	3.1	111	45	117	34	5	595	10.8
67-70	Horst, Rod	76	-	354	743	47.6	0	0	0.0	152	218	69.7	0	651	8.6	16	0	126	0	0	860	11.3
90-92	Horton, Frank	14	26	4	11	36.4	1	6	16.7	0	0	0.0	1	4	0.3	3	3	2	1	1	9	0.6
72-76	Howard, Maurice	112	-	485	886	54.7	0	0	0.0	191	250	76.4	0	262	2.3	219	0	282	0	0	1161	10.4
76-78	Hunter, Jo	54	-	234	491	47.7	0	0	0.0	100	123	81.3	0	97	1.8	84	0	94	50	3	568	10.5
03-07	Ibekwe, Ekene	127	2661	405	849	47.7	9	38	23.7	288	484	59.6	276	781	6.1	87	257	384	109	230	1107	8.7
78-82	Jackson, Reggie	118	1080	177	462	38.3	0	0	0.0	104	159	65.4	0	211	1.8	223	0	245	89	23	458	3.9
94-98	Jasikevicius, Sarunas	120	2303	317	725	43.7	136	363	37.5	159	217	73.3	64	234	2.0	273	196	208	95	16	929	7.7
59-62	Jelus, Paul	72	-	229	528	43.4	0	0	0.0	191	258	74.0	0	357	5.0	0	0	48	0	0	649	9.0
85-89	Johnson, John	109	2533	322	700	46.0	59	166	35.5	263	347	75.8	49	204	1.9	229	95	138	51	4	966	8.9
66-69	Johnson, Pete	75	-	408	994	41.0	0	0	0.0	171	243	70.4	0	262	3.5	0	0	188	0	0	987	13.2
65-68	Jones, Bill	65	-	228	601	37.9	0	0	0.0	121	183	66.1	0	292	4.5	0	0	174	0	0	577	8.9
03-07	Jones, Mike	128	2378	407	941	43.3	203	495	41.0	163	203	80.3	107	252	2.8	129	165	194	82	26	1180	9.2
84-85	Jones, Tom	70	1845	231	437	52.9	0	0	0.0	69	101	68.3	0	310	4.4	73	0	153	38	19	531	7.6
93-95	Judd, Donny	18	38	10	23	43.5	3	9	33.3	9	15	60.0	6	11	0.6	3	4	4	2	0	32	1.8
88-90	Kaluzienski, Matt	16	36	4	8	50.0	1	1	100.0	1	2	50.0	1	8	0.5	1	7	2	0	0	10	0.6
86-88	Karver, Mark	35	233	24	51	47.1	4	10	40.0	22	27	81.5	16	34	1.0	26	5	34	9	3	74	2.1
86-90	Kasoff, Mitch	44	105	10	42	23.8	1	8	12.5	13	24	54.2	9	21	0.5	17	9	18	9	0	34	0.8
69-71	Kebeck, Steve	47	-	98	235	41.7	0	0	0.0	33	49	67.3	0	45	1.0	31	0	21	0	0	229	4.9
59-62	Kelleher, Bruce	68	-	328	748	43.9	0	0	0.0	198	256	77.3	0	213	3.1	0	0	51	0	0	854	12.6
91-93	Kerwin, Chris	57	1341	139	279	49.8	0	2	0.0	42	87	48.3	104	287	5.0	29	64	181	23	61	320	5.6
53-56	Kessler, Bob	78	-	440	1126	39.1	0	0	0.0	386	587	65.8	0	599	7.7	0	0	0	0	0	1266	16.2
77-81	King, Albert	118	1075	862	1673	51.5	0	0	0.0	334	431	77.5	0	715	6.1	304	0	314	119	50	2058	17.4
90-91	Kjome, Eric	20	89	9	20	45.0	1	3	33.3	14	27	51.9	7	20	1.0	2	6	17	2	0	33	1.7
93-98	Kovarik, Matt	129	1359	74	169	43.8	6	29	20.7	63	101	62.4	56	181	1.4	167	110	167	58	5	217	1.7
57-60	Krukar, Pete	55	-	43	108	39.8	0	0	0.0	34	52	65.4	0	57	1.0	0	0	0	0	0	120	2.2
67-68	Labonia, Gene	7	-</																			

# TERRAPINS



Year	Name	G	MIN	FG	FGA	PCT	3PT	3PA	PCT	FT	FTA	PCT	OR	TR	AVG	AST	TO	PF	STL	BLK	PTS	AVG
04-06	Ledbetter, Sterling	55	855	49	136	36.0	7	29	24.1	48	68	70.6	34	108	2.0	107	92	80	25	2	153	2.8
62-65	Lewis, Bob	27	-	18	36	50.0	0	0	0.0	9	27	33.3	0	43	1.6	0	0	23	0	0	45	1.7
87-91	Lewis, Cedric	95	1832	198	416	47.6	0	0	0.0	139	255	54.5	147	424	4.5	37	119	194	70	239	535	5.6
84-88	Lewis, Derrick	127	4202	564	1044	54.0	16	38	42.1	314	487	64.5	120	948	7.5	182	83	388	137	339	1458	11.5
83-86	Long, Terry	92	987	87	164	53.0	0	0	0.0	57	98	58.2	0	208	2.3	40	0	122	28	26	231	2.5
55-56	Love, John	9	-	0	6	0.0	0	0	0.0	2	3	66.7	0	1	0.1	0	0	0	0	0	2	0.2
72-76	Lucas, John	110	-	862	1643	52.5	0	0	0.0	291	374	77.8	0	374	3.4	514	0	276	0	0	2015	18.3
92-96	Lucas, Mario	116	1925	295	713	41.4	62	171	36.3	135	230	58.7	169	436	3.8	50	139	214	59	44	787	6.8
66-69	MacDonald, Jon	37	-	18	54	33.3	0	0	0.0	10	19	52.6	0	18	0.5	0	0	17	0	0	46	1.2
75-77	Magid, Brian	46	-	69	129	53.5	0	0	0.0	30	35	85.7	0	23	0.5	16	0	27	5	0	168	3.7
77-81	Manning, Greg	118	1036	623	1068	58.3	0	0	0.0	315	367	85.8	0	181	1.5	271	0	228	66	7	1561	13.2
97-01	Mardesich, Mike	137	1866	213	513	41.5	0	0	0.0	86	150	57.3	171	447	38.3	80	136	222	45	74	512	3.7
59-62	Marshall, Ted	57	-	69	178	38.8	0	0	0.0	46	74	62.2	0	157	2.8	0	0	58	0	0	184	3.2
53-54	Martin, Bill	19	-	12	36	33.3	0	0	0.0	21	27	77.8	0	0	0.0	0	0	0	0	0	45	2.4
88-90	Martin, Jesse	61	1034	165	351	47.0	3	19	15.8	73	104	70.2	72	160	2.6	107	88	121	33	11	406	6.7
85-90	Massenburg, Tony	112	2939	524	1001	52.3	0	3	0.0	306	476	64.3	270	722	6.4	51	174	300	61	97	1354	12.1
06-08	McAlpin, Jason	20	72	5	18	27.8	2	9	22.2	0	2	0.0	3	13	0.7	4	2	6	1	1	12	0.6
99-03	McCall, Calvin	72	709	72	168	42.9	19	64	29.7	31	46	67.4	42	130	1.8	65	46	64	47	10	194	2.7
86-90	McCoy, Teyon	89	2327	221	507	43.6	132	316	41.8	125	167	74.9	34	156	1.8	294	88	235	59	3	699	7.9
02-06	McCray, Chris	103	2554	365	789	46.2	103	312	33.0	275	322	85.4	110	349	3.4	264	190	229	166	47	1108	10.8
58-61	McDonald, Bob	52	-	178	403	44.2	0	0	0.0	85	106	80.2	0	387	7.4	0	0	0	0	0	441	8.5
56-57	McGinnis, Wayne	18	-	8	15	53.3	0	0	0.0	13	25	52.0	0	36	2.0	0	0	0	0	0	29	1.6
90-91	McGlone, Mark	11	24	1	5	20.0	0	0	0.0	4	6	66.7	3	6	0.5	2	3	7	0	1	6	0.5
89-93	McLinton, Kevin	91	2829	358	829	43.2	20	83	24.1	288	370	77.8	117	376	4.1	469	329	269	136	14	1024	11.3
64-67	McMillen, Jay	75	-	508	1125	45.2	0	0	0.0	284	364	78.0	0	542	7.2	0	0	210	0	0	1300	17.3
71-74	McMillen, Tom	88	-	699	1259	55.5	0	0	0.0	409	512	79.9	0	859	9.8	102	0	212	0	0	1807	20.5
57-60	McNeil, Charles	54	-	290	657	44.1	0	0	0.0	203	264	76.9	0	371	6.9	0	0	0	0	0	783	14.5
62-65	McWilliams, Sam	43	-	102	221	46.2	0	0	0.0	52	75	69.3	0	98	2.3	0	0	69	0	0	256	6.0
06-08	Milbourne, Landon	49	891	98	228	43.0	22	59	37.3	68	90	75.6	59	128	2.6	28	65	107	21	25	286	5.8
98-01	Miller, Danny	104	2211	227	503	45.1	60	181	33.1	94	162	58.0	97	266	2.6	213	137	200	104	25	608	5.8
67-70	Milroy, Tom	68	-	146	400	36.5	0	0	0.0	171	238	71.8	0	215	3.2	18	0	186	0	0	463	6.8
68-69	Montgomery, Roger	4	-	2	4	50.0	0	0	0.0	0	2	0.0	0	2	0.5	0	0	0	0	0	4	1.0
55-58	Moore, Perry	69	-	96	234	41.0	0	0	0.0	93	150	62.0	0	300	4.3	0	0	0	0	0	285	4.1
56-57	Moorhead, Bob	12	-	1	4	25.0	0	0	0.0	4	7	57.1	0	4	0.3	0	0	0	0	0	6	0.5
78-82	Morley, Dutch	120	1238	121	256	47.3	0	0	0.0	122	146	83.6	0	192	1.6	460	0	212	170	10	364	3.0
97-01	Morris, Terence	136	3605	645	1300	49.6	101	299	33.8	344	441	78.0	319	925	6.8	229	274	319	167	256	1735	12.8
00-02	Mouton, Byron	72	1834	267	549	48.6	31	97	32.0	180	233	77.3	163	325	4.5	97	97	179	64	15	745	10.3
63-65	Mueller, Dick	17	-	4	13	30.8	0	0	0.0	4	6	66.7	0	9	0.5	0	0	5	0	0	12	0.7
56-59	Murphy, Bill	64	-	72	219	32.9	0	0	0.0	68	113	60.2	0	105	1.6	0	0	0	0	0	212	3.3
54-55	Murray, Bob	4	-	1	4	25.0	0	0	0.0	0	0	0.0	0	2	0.5	0	0	0	0	0	2	0.5
88-90	Mustaf, Jerrod	59	1895	393	748	52.5	14	36	38.9	180	238	75.6	141	456	7.7	88	166	128	37	50	980	16.6
55-58	Nacincik, John	77	-	257	606	42.4	0	0	0.0	221	311	71.1	0	414	5.4	0	0	0	0	0	735	9.5
55-56	Nardone, Bob	10	-	2	7	28.6	0	0	0.0	2	6	33.3	0	9	0.9	0	0	0	0	0	6	0.6
85-89	Nared, Greg	74	1313	82	224	36.6	32	109	29.4	55	74	74.3	16	119	1.6	181	90	120	59	7	251	3.4
05-08	Neal, Dave	62	333	36	94	38.3	7	24	29.2	20	28	71.4	25	69	1.1	8	16	29	13	1	99	1.6
70-72	Neal, Jack	36	-	35	69	50.7	0	0	0.0	30	52	57.7	0	89	2.5	4	0	37	0	0	100	2.8
86-87	Nevin, Phil	13	38	1	2	50.0	0	0	0.0	2	9	22.2	5	17	1.3	1	0	7	2	2	4	0.3
74-76	Newsome, John	37	-	29	61	47.5	0	0	0.0	32	41	78.0	0	72	1.9	5	0	29	0	0	90	2.4
99-03	Nicholas, Drew	138	2868	413	910	45.4	176	447	39.4	219	277	79.1	63	294	2.1	307	179	191	91	33	1221	8.8
59-62	Nofsinger, Mike	53	-	45	102	44.1	0	0	0.0	25	39	64.1	0	44	0.8	0	0	30	0	0	115	2.2
69-70	Norman, Steve	10	-	8	16	50.0	0	0	0.0	1	3	33.3	0	4	0.4	2	0	4	0	0	17	1.7
54-57	O'Brien, Bob	74	-	389	957	40.6	0	0	0.0	194	271	71.6	0	422	5.7	0	0	0	0	0	972	13.1
70-73	O'Brien, Jim	83	-	467	962	48.5	0	0	0.0	301	375	80.3	0	476	5.7	215	0	217	0	0	1235	14.9
06-08	Osby, Bambale	67	1332	206	385	53.5	0	1	0.0	167	262	63.7	125	345	5.1	43	134	154	27	85	579	8.6
82-85	Palmer, Bryan	24	86	1	10	10.0	0	0	0.0	13	21	61.9	0	25	1.0	5	0	16	1	4	15	0.6
74-76	Patton, Chris	33	-	52	99	52.5	0	0	0.0	36	48	75.0	0	90	2.7	3	0	47	0	0	140	4.2
07-08	Pearman, David	2	5	0	0	0.0	0	0	0.0	0	0	0.0	0	0	0.0	0	0	1	0	0	0	0.0
77-78	Peterson, Bruce	5	-	3	6	50.0	0	0	0.0	0	0	0.0	0	6	1.2	1	0	1	0	0	6	1.2
53-54	Peterson, John	15	-	6	18	33.3	0	0	0.0	5	8	62.5	0	0	0.0	0	0	0	0	0	17	1.1
92-93	Petrovic, Nemanja	10	91	13	33	39.4	0	0	0.0	12	15	80.0	21	33	3.3	3	8	17	0	5	38	3.8
80-82	Pittman, Charles	55	1381	165	261	63.2	0	0	0.0	115	167	68.9	0	289	5.3	26	0	125	27	50	445	8.1
71-74	Porac, Rich	69	-	51	120	42.5	0	0	0.0	41	59	69.5	0	30	0.4	112	0	55	0	0	143	2.1
86-87	Powell, Ivan	26	320	54	116	46.6	23	53	43.4	24	26	92.3	10	23	0.9	17	0	25	5	0	155	6.0
67-69	Prebula, John	9	-	0	1	0.0	0	0	0.0	0	0	0.0	0	4	0.4	0	0	1	0	0	0	0.0
95-99	Profit, Laron	125	3389	583	1229	47.4	105	326	32.2	295	430	68.6	181	572	4.6	287	317	276	251	76	1566	12.5
91-93	Rainge, Alan	13	38	5	12	41.7	0	0	0.0	6	10	60.0	0	3	0.2	2	5	3	0	0	16	1.2
01-03	Randle, Ryan	65	1118	223	444	50.2	2	5	40.0	76	127	59.8	114	330	5.1	31	66	134	57	54	524	8.1
93-97	Raydo, Matt	38	83	6	22	27.3	1	11	9.1	10	19	52.6	3	12	0.3	17	11	12	7	0	23	0.6
86																						

# MARYLAND

2002 NCAA CHAMPIONS  
2004 ACC CHAMPIONS

Year	Name	G	MIN	FG	FGA	PCT	3PT	3PA	PCT	FT	FTA	PCT	OR	TR	AVG	AST	TO	PF	STL	BLK	PTS	AVG
80-84	Rivers, Steve	82	798	109	221	49.3	22	39	56.4	38	62	61.3	0	42	0.5	54	0	78	8	3	278	3.4
79-82	Robinson, Jon	24	39	17	41	41.5	0	0	0.0	16	26	61.5	0	9	0.4	18	0	14	12	1	50	2.1
90-91	Roe, Matt	28	973	170	414	41.1	48	156	30.8	109	136	80.1	58	154	5.5	72	59	53	17	1	497	17.8
72-75	Roy, Tom	86	-	225	416	54.1	0	0	0.0	125	200	62.5	0	586	6.8	61	0	248	0	0	575	6.7
53-56	Sandbower, John	69	-	137	363	37.7	0	0	0.0	107	161	66.5	0	342	5.0	0	0	0	0	0	381	5.5
69-70	Sanders, Harvey	9	-	2	7	28.6	0	0	0.0	0	1	0.0	0	3	0.3	2	0	3	0	0	4	0.4
54-56	Schaufler, Drew	40	-	33	113	29.2	0	0	0.0	43	61	70.5	0	142	3.6	0	0	0	0	0	109	2.7
59-61	Schroeder, Dave	20	-	1	6	16.7	0	0	0.0	1	2	50.0	0	12	0.6	0	0	0	0	0	3	0.2
57-60	Shanahan, Jerry	48	-	37	78	47.4	0	0	0.0	38	63	60.3	0	67	1.4	0	0	0	0	0	112	2.3
74-77	Sheppard, Steve	76	-	491	927	53.0	0	0	0.0	237	329	72.0	0	582	7.7	99	0	176	27	2	1219	16.0
62-63	Shively, Rudy	11	-	13	23	56.5	0	0	0.0	3	8	37.5	0	16	1.5	0	0	6	0	0	29	2.6
75-79	Shrader, Eric	35	-	10	23	43.5	0	0	0.0	10	19	52.6	0	2	0.1	6	0	6	2	0	30	0.9
53-54	Shue, Gene	30	-	237	469	50.5	0	0	0.0	180	228	78.9	0	0	0.0	0	0	0	0	0	654	21.8
91-95	Shultz, Kurtis	67	367	27	71	38.0	5	12	41.7	17	28	60.7	28	71	1.0	13	21	34	9	3	76	1.1
92-96	Simpkins, Duane	119	3191	341	765	44.6	130	320	40.6	311	383	81.2	37	246	2.1	483	325	255	120	16	1123	9.4
95-97	Smith, Atmen	15	39	7	17	41.2	1	7	14.3	2	8	25.0	3	11	0.7	4	9	6	2	0	17	1.1
90-92	Smith, Gerfield	43	1089	190	403	47.1	7	33	21.2	75	113	66.4	90	249	5.8	53	88	132	45	22	462	10.7
02-04	Smith, Jamar	62	1406	245	559	43.8	5	18	27.8	99	203	48.8	133	401	6.5	48	103	125	32	49	594	9.6
93-95	Smith, Joe	64	2098	451	819	55.1	11	26	42.3	377	511	73.8	244	683	10.7	62	132	175	96	190	1290	20.2
91-92	Soto, Geno	11	55	6	20	30.0	0	3	0.0	2	9	22.2	7	13	1.2	3	2	7	3	2	14	1.3
60-63	Stasiulatis, Bill	53	-	181	433	41.8	0	0	0.0	207	279	74.2	0	237	4.5	0	0	72	0	0	569	10.7
69-71	Still, Sparky	52	-	227	466	48.7	0	0	0.0	112	190	58.9	0	428	8.2	60	0	153	0	0	566	10.9
68-71	Stobaugh, Dick	42	-	62	163	38.0	0	0	0.0	28	39	71.8	0	120	2.9	3	0	69	0	0	152	3.6
95-99	Stokes, Terrell	128	3461	222	519	42.8	89	235	37.9	145	223	65.0	46	304	2.4	593	283	294	191	29	678	5.3
03-07	Strawberry, D.J.	111	2991	398	864	46.1	70	212	33.0	260	406	64.0	110	370	3.3	317	243	269	202	47	1126	10.1
63-64	Suder, George	25	-	137	298	46.0	0	0	0.0	53	75	70.7	0	66	2.6	0	0	50	0	0	327	13.1
67-69	Sullivan, Bill	24	-	38	84	45.2	0	0	0.0	14	29	48.3	0	54	2.3	0	0	32	0	0	90	3.8
73-74	Swetnam, Stan	12	-	7	13	53.8	0	0	0.0	2	2	100.0	0	6	0.5	1	0	2	0	0	16	1.3
90-93	Thibeault, Mike	52	185	13	51	25.5	5	25	20.0	17	29	58.6	16	37	0.7	23	12	38	14	2	48	0.9
69-70	Thomas, Al	1	-	0	0	0.0	0	0	0.0	0	0	0.0	0	0	0.0	0	0	0	0	0	0	0.0
75-77	Tilman, James	41	-	91	195	46.7	0	0	0.0	45	57	78.9	0	80	2.0	26	0	57	11	0	227	5.5
71-74	Trimble, Jap	53	-	136	271	50.2	0	0	0.0	62	91	68.1	0	116	2.2	69	0	90	0	0	334	6.3
07-08	Tucker, Cliff	32	506	55	112	49.1	8	26	30.8	12	30	40.0	27	74	2.3	44	24	30	21	11	130	4.1
55-56	Urbanik, John	12	-	9	32	28.1	0	0	0.0	7	16	43.8	0	42	3.5	0	0	0	0	0	25	2.1
06-08	Vasquez, Greivis	68	2238	313	718	43.6	95	305	31.1	190	240	78.8	57	305	4.5	388	241	157	86	14	911	13.4
80-84	Veal, Herman	103	2672	260	518	50.2	0	1	0.0	220	293	75.1	0	636	6.2	89	0	265	55	19	740	7.2
66-67	Veith, Dennis	7	-	0	0	0.0	0	0	0.0	0	0	0.0	0	0	0.0	0	0	1	0	0	0	0.0
54-55	Vodopia, Mark	10	-	0	4	0.0	0	0	0.0	2	3	66.7	0	2	0.2	0	0	0	0	0	2	0.2
87-90	Walker, Rodney	21	107	14	26	53.8	0	0	0.0	5	11	45.5	8	19	0.9	2	14	15	2	1	33	1.6
07-08	Walker, Shane	24	128	4	10	40.0	0	1	0.0	4	9	44.4	3	24	1.0	4	9	27	2	6	12	0.5
91-93	Walsh, John	48	379	37	103	35.9	5	15	33.3	38	49	77.6	35	76	1.6	18	16	48	13	3	117	2.4
63-66	Ward, Gary	65	-	450	972	46.3	0	0	0.0	194	248	78.2	0	615	9.5	0	0	182	0	0	1094	16.8
67-69	Warren, Homer	14	-	11	24	45.8	0	0	0.0	11	18	61.1	0	25	1.8	0	0	16	0	0	33	2.4
73-74	Washington, Wilson	1	-	5	5	100.0	0	0	0.0	0	2	0.0	0	2	2.0	0	0	1	0	0	10	10.0
96-99	Watkins, Brian	54	363	52	111	46.8	4	10	40.0	31	51	60.8	27	103	1.9	9	34	50	7	10	139	2.6
53-55	Webster, Dave	45	-	28	84	33.3	0	0	0.0	31	48	64.6	0	22	0.5	0	0	0	0	0	87	1.9
56-59	Weingarten, Doc	53	-	39	92	42.4	0	0	0.0	60	81	74.1	0	105	2.0	0	0	0	0	0	138	2.6
72-73	White, Donald	14	-	5	11	45.5	0	0	0.0	2	4	50.0	0	5	0.4	1	0	9	0	0	12	0.9
70-73	White, Howard	76	-	293	680	43.1	0	0	0.0	128	186	68.8	0	160	2.1	155	0	101	0	0	714	9.4
00-02	Wilcox, Chris	70	1160	224	431	52.0	0	2	0.0	106	180	58.9	123	330	4.7	69	72	141	34	71	554	7.9
68-70	Wiles, Mickey	52	-	187	474	39.5	0	0	0.0	186	254	73.2	0	91	1.8	135	0	181	0	0	560	10.8
87-88	Williams, Brian	29	813	156	260	60.0	0	0	0.0	51	76	67.1	74	173	6.0	22	68	90	17	36	363	12.5
78-81	Williams, Buck	85	1080	446	725	61.5	0	0	0.0	261	419	62.3	0	928	10.9	76	0	258	75	86	1153	13.6
64-67	Williams, Gary	74	-	127	282	45.0	0	0	0.0	76	141	53.9	0	236	3.2	0	0	117	0	0	330	4.5
88-89	Williams, Steve	2	6	2	3	66.7	0	0	0.0	0	0	0.0	1	1	0.5	0	0	0	0	0	4	2.0
88-92	Williams, Walt	105	3189	583	1251	46.6	154	429	35.9	384	504	76.2	160	478	4.6	410	377	340	175	81	1704	16.2
58-61	Wilson, Bob	52	-	96	232	41.4	0	0	0.0	65	94	69.1	0	209	4.0	0	0	0	0	0	257	4.9
63-66	Wise, Rick	76	-	274	576	47.6	0	0	0.0	170	261	65.1	0	431	5.7	0	0	181	0	0	718	9.4
84-85	Woods, Ed	5	7	0	0	0.0	0	0	0.0	3	7	42.9	0	3	0.6	0	0	1	0	0	3	0.6
86-87	Worstell, Tom	8	13	0	0	0.0	0	0	0.0	2	2	100.0	0	0	0.0	0	0	0	0	0	2	0.3
68-69	Worthington, Chuck	26	-	46	105	43.8	0	0	0.0	51	67	76.1	0	100	3.8	0	0	54	0	0	143	5.5
70-71	Yates, Barry	26	-	141	318	44.3	0	0	0.0	60	83	72.3	0	224	8.6	53	0	77	0	0	342	13.2
67-68	Yoho, Tom	10	-	2	15	13.3	0	0	0.0	0	0	0.0	0	3	0.3	0	0	6	0	0	4	0.4
89-90	Young, Curley	20	106	10	33	30.3	1	3	33.3	8	18	44.4	9	22	1.1	12	12	23	6	0	29	1.5
53-58	Young, Tom	53	-	161	389	41.4	0	0	0.0	165	244	67.6	0	120	2.3	0	0	0	0	0	487	9.2
91-92	Zizakovic, Lubo	1	8	0	1	0.0	0	0	0.0	1	4	25.0	0	1	1.0	0	1	0	0	0	1	1.0





# Cole Field House

Its official name is the "William P. Cole Jr. Student Activities Building."

That is the name that can be read on the structure that still sits between the tennis courts and the university's student union, on the main thoroughfare of the campus of the University of Maryland, College Park. It is no longer, however, the home of Maryland basketball, as it was for 47 years since December of 1955.

Everyone just called it "Cole." Like Kentucky, where the Wildcats play at "Rupp," or in Westwood, where UCLA plays at "Pauley."

The building is Cole Field House, even though that description appears nowhere officially. The nation's only on-campus arena to play host to multiple Final Fours, it has hosted numerous NCAA tournaments for basketball, volleyball and wrestling. It also hosted a U.S. vs. China ping-pong match in 1972 before a capacity crowd in what was the first sporting event held between the two nations; it hosted U.S. Presidents and, in September 1974, it even hosted Elvis.

Besides the all-black starting five of Texas Western taking the floor against Kentucky in the national championship game of 1966, Cole Field House was also home to the first black basketball players in the ACC — Maryland's Billy Jones (1966-68) and Pete Johnson (1967-69).

In 47 seasons, Terrapin teams were 486-151 at Cole Field House. A few of Cole's most memorable basketball moments:

## 1955

Cole Field House dedicated at a cost of \$3.3 million. Maryland defeats Virginia, 67-55, on Dec. 2 in the first game in the new facility.

## 1958

Cole is home to the Atlantic Coast Conference champions and Maryland's first NCAA Tournament team.

## 1965

Bill Bradley scored 41 points in the NCAA East Region championship game as Princeton topped Providence, 109-69.

## 1966

Cole plays host to the NCAA Final Four. In the semifinals, Kentucky defeats Duke and Texas Western (now Texas-El Paso) defeats Utah. Texas Western then defeats Kentucky in one of the most historic championship games in history.

## 1970

Cole plays host to the NCAA Final Four for the second time. UCLA defeats Jacksonville for the title as Sidney Wicks outduels Artis Gilmore. It was the fourth of UCLA's seven consecutive NCAA championships.

## 1971

Maryland defeats No. 2 South Carolina, 31-30, in one of the great "slow-down" games in the history of Cole. Leading only 4-3 at halftime, Maryland needed a lay-up from Jim O'Brien to tie the game with five seconds to go in regulation and an 11-foot jumper from O'Brien to win the game with four seconds remaining in OT.



Lefty Driesell was the architect of Maryland's great teams of the '70s and '80s.

## 1972

Cole is home to the National Invitation Tournament champions — the Maryland Terrapins.

The Cole Field House single-game attendance record of 15,287 was set as Maryland played host to North Carolina on Feb. 16. Maryland won 79-77 in an overtime thriller.

## 1975

Cole was the site of the first women's basketball game ever to be televised.

## 1979

On Super Bowl Sunday, Larry Gibson sank a free throw with one second on the clock to boost the Terps past top-ranked Notre Dame, 67-66, on Jan. 27, 1979. Gibson scored 11 points that day while Ernest Graham scored 28 and Buck Williams grabbed 15 rebounds.

## 1984

Cole is home to the ACC champion Terrapins.

## 1991

In the NCAA Eastern Regional first round, 15th-seeded Richmond defeats No. 2 seed Syracuse, 73-69, in one of the great upsets in NCAA Tournament history. It was only the second time in the history of the tournament that a No. 15 seed had defeated a No. 2 seed.

## 1992

On Jan. 15, 1992, No. 3 Maryland hosted No. 2 Virginia in a women's basketball shootout before a sellout crowd of 14,500. The game still stands as the ACC attendance mark for a women's game.

Maryland defeats No. 10 North Carolina, 82-80, on a last-second tip-in by All-American Walt Williams. Williams put the Terps up 81-80 with 1.3 seconds remaining to lead the Terps past the Tar Heels in Cole for only the second time since the 1982-83 season.

## Cole Was A House Of Horrors For No. 1 Teams

Cole Field House bears distinction as having hosted more upsets of No. 1-ranked teams than any building in the country.

When the No. 3-ranked Terrapins dispatched top-rated Duke on Feb. 27, 2002, it was Cole Field House's seventh game in which a No. 1 ranked team has fallen.

Including NCAA Tournament games, Notre Dame's Joyce Athletics & Convocation Center has hosted six No. 1 upsets and Oklahoma's Lloyd Noble Center has been the site of five.

At Cole, Maryland has beaten the nation's top team in six of those seven games. Also at Cole, No. 3-ranked Texas Western topped No. 1 Kentucky during the 1966 Final Four.

## 1994

Before a sellout crowd on March 5, Maryland defeats Virginia, 70-68, to clinch a fourth-place tie in the ACC standings and virtually assure its first NCAA Tournament bid under Gary Williams.

## 1995

Maryland defeats No. 1 North Carolina, 86-73, in front of a sellout crowd and a national television audience.

## 1998

Maryland defeats No. 1 North Carolina, 89-83 in overtime, as Laron Profit scores 19 points overall and six during an overtime period. It marks the second time in three years that the Terps beat No. 1 North Carolina in Cole.

## 1999

Maryland sets a school record with 28 wins on the season, and the Terps host a record 14,455 fans per game at Cole. Junior sensation Steve Francis is named an All-American and later chosen as the second pick in the NBA draft.

## 2001

Maryland defeats Virginia 102-67 in the final game of the regular season to mark the most lopsided win ever, in the longtime series against its ACC rival. One week later, the Terps advance to their eighth straight NCAA Tournament berth and bring back to College Park the first Final Four banner in school history.

## 2002

Maryland defeats top-ranked Duke before a national television audience, 87-73, to take over first place in the ACC and mark the seventh time in Cole history that a No. 1 ranked team has been defeated.

Maryland beats Virginia 112-92 to win its first ACC regular season title since 1980, in what is the final game at Cole. A standing-room only crowd witnesses an emotional postgame event with returning All-Americans commemorating Cole's final game, followed by a net-cutting ceremony to celebrate the Terps' league title.

The NCAA Champion Terrapins return to Cole before a crowd of over 12,000 adoring fans, just hours after winning the first national championship in school history.

## Cole By The Numbers

### Attendance Through The Years

Home Games Only				Total Season Games			
Season	Games	Attendance	Avg.	Season	Games	Attendance	Avg.
1963-64	9	52,500	5,833	1963-64	26	132,200	5,084
1964-65	12	103,100	8,592	1964-65	26	185,500	7,135
1965-66	10	95,400	9,540	1965-66	25	221,000	8,840
1966-67	10	82,490	8,249	1966-67	25	164,390	6,576
1967-68	10	70,100	7,101	1967-68	24	144,950	6,040
1968-69	10	66,500	6,650	1968-69	26	152,005	5,746
1969-70	14	138,600	9,900	1969-70	26	221,153	8,506
1970-71	15	180,842	12,056	1970-71	26	273,553	10,521
1971-72	14	184,323	13,166	1971-72	32	352,436	11,014
1972-73	13	172,828	13,294	1972-73	30	340,964	11,365
1973-74	12	144,149	12,012	1973-74	28	301,164	10,756
1974-75	14	187,971	13,427	1974-75	29	314,341	10,839
1975-76	15	196,656	13,110	1975-76	28	343,785	12,278
1976-77	19	240,254	12,645	1976-77	27	325,777	12,066
1977-78	14	172,673	12,334	1977-78	28	305,001	10,893
1978-79	18	201,536	11,196	1978-79	30	316,449	10,548
1979-80	16	160,815	10,050	1979-80	31	317,559	10,242
1980-81	15	196,978	13,132	1980-81	31	398,036	12,840
1981-82	16	157,275	9,830	1981-82	29	286,264	9,871
1982-83	17	172,445	10,144	1982-83	30	308,340	10,278
1983-84	15	170,060	11,337	1983-84	32	353,551	11,048
1984-85	16	199,335	12,458	1984-85	37	393,459	10,634
1985-86	14	160,267	11,447	1985-86	33	335,937	10,180
1986-87	16	130,975	8,186	1986-87	26	241,118	9,274
1987-88	12	145,525	12,127	1987-88	31	355,597	11,471
1988-89	14	128,773	9,198	1988-89	29	276,604	9,538
1989-90	16	164,806	10,300	1989-90	33	306,339	9,293
1990-91	14	137,476	9,820	1990-91	28	267,401	9,550
1991-92	15	143,444	9,563	1991-92	29	323,755	11,164
1992-93	15	175,217	11,681	1992-93	28	321,673	11,488
1993-94	13	177,376	13,644	1993-94	30	360,993	12,033
1994-95	16	221,020	13,814	1994-95	34	437,268	12,861
1995-96	14	186,553	13,324	1995-96	30	399,616	13,321
1996-97	14	182,832	13,059	1996-97	32	388,300	12,134
1997-98	14	187,272	13,377	1997-98	32	446,213	13,944
1998-99	14	202,365	14,455	1998-99	34	473,626	13,930
1999-00	16	226,369	14,148	1999-00	35	503,648	14,390
2000-01	14	196,809	14,058	2000-01	36	528,916	14,692
2001-02	15	212,495	14,166	2001-02	36	623,898	17,331

Attendance records prior to 1963 are incomplete

### Cole Field House Milestones

Dedicated:	December 2, 1955
Capacity:	14,500 (Courtside Seats: 96)
First Game:	December 2, 1955
First Win:	December 2, 1955 Maryland 67, Virginia 55
First Loss:	December 15, 1955 Kentucky 62, Maryland 61
100th Game:	December 18, 1964 Maryland 82, Wake Forest 64
200th Game:	January 23, 1973 Maryland 100, Long Island 73
300th Game:	February 23, 1980 Maryland 82, Virginia 71
400th Game:	January 10, 1987 Virginia 71, Maryland 64
500th Game:	December 2, 1993 Maryland 89, UMBC 80
600th Game:	February 2, 2000 Maryland 91, Virginia 79
100th Victory:	February 25, 1970 Maryland 83, West Virginia 76
200th Victory:	December 28, 1977 Maryland 91, Western Kentucky 78
300th Victory:	November 23, 1985 Maryland 84, Northeastern 72
400th Victory:	December 23, 1995 Maryland 104, American 79
486th Victory:	March 3, 2002 Maryland 112, Virginia 92

### NCAA Tournaments At Cole

#### 1962 Eastern Regional

RSF: Wake Forest 96, St. Joseph's (Pa.) 85  
Villanova 79, New York Univ. 76  
RF: Wake Forest 79, Villanova 69  
3P: New York Univ. 94, St. Joseph's (Pa.) 85

#### 1963 Eastern Regional

RSF: [2] Duke 81, New York Univ. 76  
St. Joseph's (Pa.) 97, West Virginia 88  
RF: [2] Duke 73, St. Joseph's (Pa.) 69  
3P: West Virginia 83, New York Univ. 73

#### 1965 Eastern Regional

RSF: Princeton 66, North Carolina State 48  
[4] Providence 81, St. Joseph's (Pa.) 73 (OT)  
RF: Princeton 109, [4] Providence 69  
3P: North Carolina State 83, St. Joseph's (Pa.) 81

#### 1966 Final Four

NSF: [1] Kentucky 83, [2] Duke 79  
[3] Texas Western 85, Utah 78  
NF: [3] Texas Western 85, [1] Kentucky 65  
3P: [2] Duke 79, Utah 77

#### 1967 Eastern Regional

RSF: [4] North Carolina 78, [5] Princeton 70 (OT)  
[9] Boston College 63, St. John's 62  
RF: [4] North Carolina 96, [9] Boston College 80  
3P: [5] Princeton 78, St. John's 58

#### 1968 First Round

1R: [8] Davidson 79, St. John's 70  
Columbia 83, La Salle 69

#### 1969 Eastern Regional

RSF: [4] North Carolina 79, [9] Duquesne 78  
[5] Davidson 79, [8] St. John's 69  
RF: [4] North Carolina 87, [5] Davidson 85  
3P: [9] Duquesne 75, [8] St. John's 72

#### 1970 Final Four

NSF: [4] Jacksonville 94, [3] St. Bonaventure 83  
[2] UCLA 93, [5] New Mexico State 77  
NF: [2] UCLA 80, [4] Jacksonville 69  
3P: [5] New Mexico State 79, [3] St. Bonaventure 73

#### 1977 Eastern Regional


RSF: [3] Kentucky 93, [20] Virginia Military 78  
[5] North Carolina 79, [10] Notre Dame 77  
RF: [5] North Carolina 79, [3] Kentucky 72

#### 1991 Eastern Regional

1R: [14] Oklahoma State 67, New Mexico 54  
NC State 114, Southern Mississippi 85  
Temple 80, Purdue 63  
Richmond 73, [7] Syracuse 69  
2R: [14] Oklahoma State 73, NC State 64  
Temple 77, Richmond 64

Legend: 1R-First Round; 2R-Second Round; RSF-Regional Semifinals; RF-Regional Final; NSF-National Semifinal; NF-National Final; 3P-Third Place  
[ ] - brackets indicate AP rankings


TERPS IN THE PROS



THIS IS

**MARYLAND**

BASKETBALL



## Terps In The NBA Draft

Maryland's rising success under Gary Williams over the past 19 years has resulted in a growing number of Terrapin stars in the NBA ranks, and professionally overseas.

In the NBA specifically, the annual draft has become a barometer of Terrapin success, as Maryland has landed 16 players overall in the draft since Williams' return to College Park and 10 draft picks since 1999 alone.

During Williams' 30-year career as a head coach, an incredible total of 30 players have been NBA Draft choices. The most recent Williams' player in the draft was James Gist, a 2008 Terp graduate who was selected by the San Antonio Spurs in the second round.

In June of 2003, four-year point guard Steve Blake became the eighth Terp drafted over a five-year span with his selection in the second round by the Washington Wizards. In 2002, the Terps landed a pair of first-round picks and three selections overall, as Chris Wilcox (8th, Los Angeles Clippers), Juan Dixon (17th, Washington Wizards) and Lonny Baxter (44th, Chicago Bulls) all were chosen in draft proceedings at Madison Square Garden. Wilcox, chosen eighth overall, was Maryland's first lottery pick since Steve Francis three years earlier. When Dixon was made the 17th pick of the draft, Maryland had placed two players in the first round for the first time since 1981.

Buoyed by three first- and second-round draft picks during the 1999 and 2002 NBA drafts, Maryland and Gary Williams have asserted themselves in recent years among the most prominent schools in developing NBA talent.

In 1999, Steve Francis was chosen as the second pick of the first round, followed by second-round selections Obinna Ekezie and Laron Profit. One year later, Terence Morris was taken in the second round of the draft.

The Terps' NBA Draft tally since 1999: 10 draft picks, three first-round choices and two lottery selections.

What's more, Francis, the No. 2 pick in that '99 draft, went on to become the NBA's Co-Rookie of the Year. By the 2002 season, Francis was voted to the NBA All-Star Game.

Chosen on draft day by the Vancouver Grizzlies, Francis was traded in the preseason to the Houston Rockets for whom he led all NBA rookies with 6.6 steals in 1999-00, and was the second-leading rookie scorer with 18 points per game.

Had Francis been the No. 1 overall selection, Maryland would have become the first school in NBA history to have three No. 1 selections. Previously, John Lucas was the top pick by the Houston Rockets in 1976 and Joe Smith was picked first by the Golden State Warriors in 1995.


The Terps' 2002 draft windfall brought the number of all-time Maryland lottery selections to five — a number that is tied for 10th among all NCAA schools. Wilcox's selection brought the number of lottery selections at Maryland under head coach Gary Williams to four. Overall, seven Maryland players and nine overall since 1987 have played for Gary

### Maryland's NBA Lottery History Teams With Two No. 1 Overall Picks


Maryland: John Lucas, 1976; Joe Smith, 1995  
Georgetown: Patrick Ewing, 1985; Allen Iverson, 1996  
Houston: Elvin Hayes, 1968; Hakeem Olajuwon, 1984  
Michigan: Cazzie Russell, 1966; Chris Webber, 1993  
No. Carolina: James Worthy, 1982; Brad Daugherty, 1986  
Purdue: Joe Barry Carroll, 1980; Glenn Robinson, 1994  
UCLA: Kareem Abdul-Jabbar, 1969; Bill Walton, 1974

### Most All-Time NBA Lottery Picks


1. North Carolina (13)
2. Duke (11)
- T3. Arizona (8)  
Kansas (8)
- T5. Michigan (7)  
Connecticut (7)  
Georgetown (7)
- T8. UNLV (6)  
Georgia Tech (6)
- T10. Maryland (5)  
Florida (5)  
Kentucky (5)  
Memphis (5)
- T14. California (4)



Chris Wilcox with NBA Commissioner David Stern at the 2002 Draft.



Juan Dixon with NBA Commissioner David Stern at the 2002 Draft.



Joe Smith with NBA Commissioner David Stern at the 1995 Draft.



## Terps' NBA Draft History

### Gary Williams' NBA Draft Picks

2008	James Gist	Maryland/San Antonio Spurs
2007	D.J. Strawberry	Maryland/Phoenix Suns
2003	Steve Blake	Maryland/Washington Wizards
2002	Chris Wilcox	Maryland/Los Angeles Clippers
	Juan Dixon	Maryland/Washington Wizards
	Lonny Baxter	Maryland/Chicago Bulls
2000	Terence Morris	Maryland/Houston Rockets
1999	Steve Francis	Maryland/Vancouver Grizzlies
	Obinna Ekezie	Maryland/Vancouver Grizzlies
	Laron Profit	Maryland/Orlando Magic
1997	Keith Booth	Maryland/Chicago Bulls
1995	Joe Smith	Maryland/Golden State Warriors
1993	Evers Burns	Maryland/Sacramento Kings
1992	Jim Jackson *	Ohio State/Dallas Mavericks
	Walt Williams	Maryland/Sacramento Kings
1990	Jerrod Mustaf	Maryland/New York Knicks
	Tony Massenburg	Maryland/San Antonio Spurs
1989	Dana Barros	Boston College/Boston SuperSonics
	Jay Burson	Ohio State/San Antonio Spurs
	Chris Jent	Ohio State/Chicago Bulls
1987	Dennis Hopson	Ohio State/New Jersey Nets
1986	Dominic Pressley	Boston College/Seattle SuperSonics
1985	Michael Adams	Boston College/Sacramento Kings
	Stu Primus	Boston College/Indiana Pacers
1984	Martin Clark	Boston College/Philadelphia
	Jay Murphy	Boston College/Golden State
1983	John Gamis	Boston College/Cleveland Cavaliers
	Ron Crevier	Boston College/Chicago Bulls
	Gordon Austin	American/Philadelphia 76ers
	Boo Bowers	American/Cleveland Cavaliers

\* recruited to Ohio State by Gary Williams

### Gary Williams' NBA First-Round Draft Picks

2002	Chris Wilcox (#8 overall)	Maryland/Los Angeles Clippers
2002	Juan Dixon (#17 overall)	Maryland/Washington Wizards
1999	Steve Francis (#2 overall)	Maryland/Vancouver Grizzlies
1997	Keith Booth (#28 overall)	Maryland/Chicago Bulls
1995	Joe Smith (#1 overall)	Maryland/Golden State Warriors
1992	Jim Jackson (#5 overall)	Ohio State/Dallas Mavericks
1992	Walt Williams (#7 overall)	Maryland/Sacramento Kings
1990	Jerrod Mustaf (#17 overall)	Maryland/New York Knicks
1987	Dennis Hopson (#3 overall)	Ohio State/New Jersey Nets

### All-Time Draft Picks

Year	Selection (Round/Team)
1954	Gene Shue (1st, #3 overall/Philadelphia)
1955	Bob Kessler (2nd/Fort Wayne)
1958	John Nacincik (3rd/Syracuse)
	Nick Davis (11th/Philadelphia)
1960	Al Bunge (1st, #7 overall/Philadelphia)
	Charlie McNeil (6th/New York)
	Jerry Bechtie (16th/New York)
1963	Jerry Greenspan (3rd/Syracuse)
1966	Gary Ward (6th/Boston)
1967	Jay McMillen (9th/L.A. Lakers)
	Joe Harrington (11th/Boston)
1970	Will Hetzel (9th/Baltimore)
1971	Barry Yates (8th/Philadelphia)
1973	Jim O'Brien (3rd/Portland)
	Bob Bodell (10th/Seattle)
	Howard White (14th/Washington)
1974	Tom McMillen (1st, #9 overall/Buffalo)
	Len Elmore (1st/#13 overall/Washington)
1975	Tom Roy (3rd/Portland)
	Owen Brown (9th/Phoenix)
1976	John Lucas (1st, #1 overall/Houston)
	Maurice Howard (2nd/Cleveland)
1977	Brad Davis (1st, #15 overall/L.A. Lakers)
1978	Larry Boston (4th/Washington)
1979	Larry Gibson (3rd/Milwaukee)
1981	Buck Williams (1st, #3 overall/New Jersey)
	Albert King (1st, #10 overall/New Jersey)
	Ernest Graham (3rd/Philadelphia)
	Greg Manning (7th/Denver)
1982	Charles Pittman (3rd/Phoenix)
1984	Ben Coleman (2nd/Chicago)
	Herman Veal (6th/Phoenix)
	Mark Fothergill (8th/Phoenix)
1985	Adrian Branch (2nd/Chicago)
1986	Len Bias (1st, #2 overall/Boston)
1988	Derrick Lewis (3rd/Chicago)
1990	Jerrod Mustaf (1st, #17 overall/New York)
	Tony Massenburg (2nd/San Antonio)
1992	Walt Williams (1st, #7 overall/Sacramento)
1993	Evers Burns (2nd/Sacramento)
1995	Joe Smith (1st, #1 overall/Golden State)
1997	Keith Booth (1st, #28 overall/Chicago)
1999	Steve Francis (1st, #2 overall/Vancouver)
	Obinna Ekezie (2nd/Vancouver)
	Laron Profit (2nd/Orlando)
2001	Terence Morris (2nd/Atlanta)
2002	Chris Wilcox (1st, #8 overall/L.A. Clippers)
	Juan Dixon (1st, #17 overall/Washington)
	Lonny Baxter (2nd/Chicago)
2003	Steve Blake (2nd/Washington)
2007	D.J. Strawberry (2nd/Phoenix)
2008	James Gist (2nd/San Antonio)

### First-Round Draft Picks

Player, Team	Year	Number
Gene Shue, Philadelphia	1954	3
Al Bunge, Philadelphia	1960	7
Tom McMillen, L.A. Lakers	1974	9
Len Elmore, Washington	1974	13
John Lucas, Houston	1976	1
Brad Davis, L.A. Lakers	1977	15
Buck Williams, New Jersey	1981	3
Albert King, New Jersey	1981	10
Len Bias, Boston	1986	2
Jerrod Mustaf, New York	1990	17
Walt Williams, Sacramento	1992	7
Joe Smith, Golden State	1995	1
Keith Booth, Chicago	1997	28
Steve Francis, Vancouver	1999	2
Chris Wilcox, L.A. Clippers	2002	8
Juan Dixon, Washington	2002	17

### Terps Drafted By Round

First Round	16
Second Round	13
Third Round	8
Fourth Round	1
Fifth Round	0
Sixth Round	3
Seventh Round	1
Eighth Round	2
Ninth Round	3
10th Round	1
11th Round	2
14th Round	1
16th Round	1



Steve Francis was the No. 2 overall selection in 1999.

## Terps In The Pros

### Lonny Baxter

Chicago Bulls, 2002-03  
Toronto Raptors, 2003-04  
Washington Wizards, 2004  
New Orleans Hornets, 2004-05  
Charlotte Bobcats, 2005-06

### Steve Blake

Washington Wizards, 2003-05  
Portland Trailblazers, 2005-06, 2008-present  
Milwaukee Bucks, 2006-07  
Denver Nuggets, 2006-07

### Keith Booth

Chicago Bulls, 1998-99

### Lawrence Boston

Washington Bullets, 1980

### Adrian Branch

Los Angeles Lakers, 1987  
New Jersey Nets, 1988  
Portland Trail Blazers, 1989  
Minnesota Timberwolves, 1990

### Evers Burns

Sacramento Kings, 1993

### Ben Coleman

New Jersey Nets, 1987-88  
Philadelphia 76ers, 1988-89  
Milwaukee Bucks, 1991

### Brad Davis

Los Angeles Lakers, 1978-79  
Indiana Pacers, 1979-80  
Utah Jazz, 1980  
Dallas Mavericks, 1981-92

### Mike Davis

New York Knicks, 1983

### Juan Dixon

Washington Wizards, 2002-05,  
2008-present  
Portland Trailblazers, 2005-07  
Toronto Raptors, 2007-08  
Detroit Pistons, 2008

### Obinna Ekezie

Vancouver Grizzlies, 2000  
Washington Wizards, 2000-01  
Dallas Mavericks, 2001  
Los Angeles Clippers, 2002  
Atlanta Hawks, 2003-05

### Len Elmore

Indiana Pacers, 1975-79  
Kansas City Kings, 1980  
Milwaukee Bucks, 1981  
New Jersey Nets, 1982-83  
New York Knicks, 1984

### Steve Francis



Houston Rockets, 2000-04, 2008-present  
Orlando Magic, 2004-06  
New York Knicks, 2006-07

### Jerry Greenspan

Philadelphia 76ers, 1964-65

### Maurice Howard

Cleveland Cavaliers, 1977  
New Orleans Jazz, 1977



**Sarunas Jasikevicius**

Indiana Pacers, 2005-06  
Golden State Warriors, 2006-07

**Albert King**

New Jersey Nets, 1982-87  
Philadelphia 76ers, 1988  
San Antonio Spurs, 1989

**John Lucas**

Houston Rockets, 1977-78; 1985-86; 1990  
Golden State Warriors, 1979-81  
Washington Bullets, 1982-83  
San Antonio Spurs, 1984  
Milwaukee Bucks, 1987-88  
Seattle SuperSonics, 1989

**Tony Massenburg**

San Antonio Spurs, 1991, 2003-05  
Charlotte Hornets, 1992  
Boston Celtics, 1992  
Golden State Warriors, 1992  
L.A. Clippers, 1994-95  
Toronto Raptors, 1995-96  
Philadelphia 76ers, 1996  
New Jersey Nets, 1996-1997  
Vancouver/Memphis Grizzlies, 1999, 2000  
Houston Rockets, 1999-2000  
Utah Jazz, 2003  
Sacramento Kings, 2003

**Chris McCray**

Milwaukee Bucks, 2006-07

**Tom McMillen**

Buffalo Braves, 1976-77  
New York Knicks, 1977  
Atlanta Hawks, 1978-83  
Washington Bullets, 1984-85

**Terence Morris**

Houston Rockets, 2002-03  
Orlando Magic, 2004-06

**Jerrod Mustaf**

New York Knicks, 1991  
Phoenix Suns, 1992-1994

**Jim O'Brien**

New York Nets, 1974  
Memphis Sounds (ABA), 1975

**Charles Pittman**

Phoenix Suns, 1983-86

**Laron Profit**

Washington Wizards, 1999-01, 2004-05  
Los Angeles Lakers, 2005-06  
Memphis Grizzlies, 2006-07

**Steve Sheppard**

Chicago Bulls, 1978-79  
Detroit Pistons, 1979

**Gene Shue**

Philadelphia Warriors, 1955  
New York Knicks, 1955-56; 1963  
Fort Wayne Pistons, 1957  
Detroit Pistons, 1958-62  
Baltimore Bullets, 1964

**Joe Smith**

Golden State Warriors, 1995-97  
Philadelphia 76ers, 1998, 2006-07  
Minnesota Timberwolves, 1998-00, 2002-03  
Detroit Pistons, 2001  
Milwaukee Bucks 2003-06  
Denver Nuggets, 2006-07  
Chicago Bulls, 2007-08  
Cleveland Cavaliers, 2008-present

**D.J. Strawberry**

Phoenix Suns, 2007-08  
Houston Rockets, 2008-present

**Chris Wilcox**

L.A. Clippers, 2002-06  
Seattle Sonics, present

**Buck Williams**

New Jersey Nets, 1982-89  
Portland Trail Blazers, 1990-96  
New York Knicks, 1997-99

**Walt Williams**

Sacramento Kings, 1992-96  
Miami Heat, 1996  
Toronto Raptors, 1996-98  
Portland Trail Blazers, 1998-99  
Houston Rockets, 1999-2002  
Dallas Mavericks, 2003



Buck Williams had his No. 52 jersey retired by the Nets on April 11, 1999.

## Terps As Pro Coaches

### Gene Shue

**NBA Coach Of The Year • 1969, 1982**

Year	Team	Record	Postseason
1966-67	Baltimore Bullets	16-40	
1967-68	Baltimore Bullets	36-46	
1968-69	Baltimore Bullets	57-25	Eastern Div. Semis
1969-70	Baltimore Bullets	50-32	Eastern Div. Semis
1970-71	Baltimore Bullets	42-40	NBA Finals
1971-72	Baltimore Bullets	38-44	Eastern Conf. Semis
1972-73	Baltimore Bullets	52-30	Eastern Conf. Semis
1973-74	Philadelphia 76ers	25-57	
1974-75	Philadelphia 76ers	34-48	
1975-76	Philadelphia 76ers	46-36	
1976-77	Philadelphia 76ers	50-32	
1977-78	Philadelphia 76ers	2-4	
1978-79	San Diego Clippers	43-39	
1979-80	San Diego Clippers	35-47	
1981-82	Washington Bullets	39-43	Eastern Conf. Semis
1982-83	Washington Bullets	42-40	
1983-84	Washington Bullets	35-47	Eastern Conf. 1st Rd.
1984-85	Washington Bullets	40-42	Eastern Conf. 1st Rd.
1985-86	Washington Bullets	32-37	Eastern Conf. 1st Rd.
1987-88	Los Angeles Clippers	17-65	
1988-89	Los Angeles Clippers	10-28	
<b>BULLETS TOTALS</b>		<b>522-505</b>	<b>.510</b>
<b>76ERS TOTALS</b>		<b>157-177</b>	<b>.470</b>
<b>CLIPPERS TOTALS</b>		<b>105-179</b>	<b>.348</b>
<b>NBA TOTALS</b>		<b>784-861</b>	<b>.477</b>

### John Lucas

Year	Team	Record	Postseason
1992	Miami Tropics (USBL)	24-4	USBL Champions
1993	Miami Tropics (USBL)	14-5	USBL Champions
1992-93	San Antonio Spurs	39-22	Western Conf. Semis
1993-94	San Antonio Spurs	55-27	Western Conf. 1st Rd.
1994-95	Philadelphia 76ers	24-58	
1995-96	Philadelphia 76ers	18-64	
2001-02	Cleveland Cavaliers	29-53	
<b>SPURS TOTALS</b>		<b>94-49</b>	<b>.658</b>
<b>76ERS TOTALS</b>		<b>42-122</b>	<b>.256</b>
<b>CAVALIERS TOTALS</b>		<b>29-53</b>	<b>.354</b>
<b>TROPICS TOTALS</b>		<b>38-9</b>	<b>.809</b>
<b>NBA TOTALS</b>		<b>165-224</b>	<b>.424</b>
<b>OVERALL TOTALS</b>		<b>203-233</b>	<b>.466</b>



John Lucas was named Cleveland Cavaliers head coach on June 19, 2001.



Gene Shue was named NBA Coach of the Year twice in 1969 and 1972

### Terps on 2008-09 NBA Rosters

Name	Team	Pos.	Ht.	Wt.	Md. Years
Steve Blake	Portland Trailblazers	G	6-3	172	2000-03
NBA Exp.: 5 seasons; Acquired: Free Agent; League Entry: 2nd Rd (#38) draft pick by Washington, 2003; Previous: Washington, Milwaukee, Denver					
Juan Dixon	Washington Wizards	G	6-3	164	1999-02
NBA Exp.: 6 season; Acquired: Free Agent; League Entry: 1st Rd (#17) draft pick by Washington, 2002; Previous: Washington, Portland, Toronto, Detroit					
Steve Francis	Houston Rockets	G	6-3	200	1999
NBA Exp.: 9 seasons; Acquired: Free Agent; League Entry: 1st Rd. (#2) draft pick by Vancouver, 1999; Previous: Houston, Orlando, New York					
James Gist	San Antonio Spurs	F	6-9	235	2005-08
NBA Exp.: Rookie; Acquired: Draft; League Entry: 2nd Rd. (#57) draft pick by San Antonio, 2008					
Joe Smith	Cleveland Cavaliers	F	6-10	225	1994-95
NBA Exp.: 13 seasons; Acquired: Trade from Chicago; League Entry: 1st Rd. (#1) draft pick by Golden State, 1995; Previous: Golden State, Philadelphia, Detroit, Minnesota, Milwaukee, Denver, Chicago					
DJ Strawberry	Houston Rockets	F	6-5	208	2003-07
NBA Exp.: 1 season; Acquired: Trade from Phoenix Suns; League Entry: 2nd Rd. (#59) draft pick by Phoenix, 2007					
Chris Wilcox	Seattle Sonics	F	6-10	235	2001-02
NBA Exp.: 6 seasons; Acquired: Trade from Los Angeles Clippers; League Entry: 1st Rd. (#8) draft pick by L.A. Clippers, 2002					

(Roster compiled from 2008 NBA Training Camps)



Steve Blake



Chris Wilcox



Steve Francis



Sarunas Jasikevicius

Obinna Ekezie



THE UNIVERSITY



THIS IS

**MARYLAND**

BASKETBALL



# MARYLAND

2002 NCAA CHAMPIONS  
2004 ACC CHAMPIONS

## University of Maryland

# DEEP ROOTS BROAD IMPACT



Charles Benedict Calvert founded the Maryland Agricultural College in 1856 with the goal of creating a school that would offer outstanding practical knowledge to him and his neighbors and be "an institution superior to any other."

One hundred and fifty years later, the University of Maryland has blossomed from its roots as the state's first agricultural college and one of America's original land grant institutions into a model of the modern research university. It is the state's greatest asset for its economic development and its future, and has made its mark in the nation and the world.

Calvert would be astounded by the depth and breadth of research activities, innovative educational programs, and the single-minded pursuit of excellence that are part of the University of Maryland today. Maryland is ranked 18th among the nation's top public research universities by *U.S. News & World Report*, with 31 academic programs in the Top 10 and 86 in the Top 25. It is also ranked No. 37th in the world, according to the Institute of Higher Education at Shanghai's Jiao Tong University.





Maryland is the state's premier center of research and graduate education and the public institution of choice for undergraduate students of exceptional ability and promise. The faculty includes four Nobel laureates, six Pulitzer Prize winners, a three-time Emmy Award winner, more than 40 members of national academies and scores of Fulbright scholars. The university focuses great attention on the highest academic standards, affordability for all qualified students, and a President's Promise program that guarantees opportunity for extraordinary extracurricular and professional experiences for each student.


It has earned a national reputation for its enriched educational experiences for undergraduates, including such widely imitated living/learning programs as College Park Scholars; Gemstone, a unique program that brings teams of students together from across disciplines to tackle specific technical problems; and the Hinman CEO Entrepreneurship Program, sponsored jointly by the A. James Clark School of Engineering and the Robert H. Smith School of Business, and widely recognized as the most successful student entrepreneurship program in the nation.

These programs are guided by outstanding faculty whose accomplishments in research abound. Whether the issue

is Mideast peace, cutting-edge research in nanoscience, homeland security or bioscience advances, Maryland faculty are selected for national leadership and are making news. Many recent major faculty initiatives receiving significant external support strengthen our homeland security endeavors—centers for research on agrosecurity and emergency management, intermodal freight transportation security, behavioral and social analyses of terrorism and responses to terrorism; astrophysics and advanced world climate and weather prediction; and a national Center for Advanced Study of Language.

In addition to its academic prowess, Maryland is also home to the Terrapins, whose athletic achievements are a perennial source of pride for nearly 250,000 alumni and residents of the state. In 2005-2006, the Terrapins brought home national championships in four sports — men's soccer, field hockey, competitive cheer and women's basketball — more than any university in the nation.

Whether aiming for the skies or pioneering journalism programs in China, the University of Maryland is surging ahead. Building on the work of outstanding faculty and students, and with the loyal support of alumni and friends, Maryland is moving aggressively and confidently to a decade that will shine brighter than any other in its history.



## Distinguished Alumni

Sade Baderinwa, '93, Agriculture

Co Anchor, ABC 7 New York

Zvi Barzilay, '73, Architecture

President, Toll Brothers Builders

Robert Basham '70, Bus. Admin.

Co-founder, Outback Steakhouse

Bonnie Bernstein, '92, Journalism  
Reporter, ESPN

Carl Bernstein, '65, Arts & Sciences

Author, Watergate reporter

Eric Billings, '77, Finance & Economics

CEO, Friedman, Billings, Ramsey Group

Tim Brant, '73, Journalism

Sportscaster, ABC and Raycom/  
Lincoln Financial

Sergey Brin, '93, Mathematics

Co-founder, Google, Inc. search engine

Robert Briskman, '61, M.S.E.E.

Co-founder, Sirius Satellite Radio

Kenneth Brody, '64, Electrical Eng.

Former chairman, U.S. Export-Import Bank

John Brophy, '71, History

Exec. Vice President, ACS

Vicky Bullett, '90, General Studies

WNBA & U.S. Olympian

Dennis Cardoza, '82, Gov./Politics

Congressman, California 18th District

Al Carey, '78, Government

President & CEO, Frito-Lay

Kiran Chetry, '96, Journalism

Co-anchor, CNN's "American Morning"

Connie Chung, '69, Journalism

Emmy-winning Correspondent  
& Scholarship Co-Chair

Mark Ciardi, '83, Marketing

Producer, "The Rookie" & "Miracle"

A. James Clark '50, Civil Eng.

President, Clark Enterprises

Michael Dana, '81, Marketing

CEO, Onex Real Estate Partners

Larry David, '69, Bus. Admin.

Co-Creator, *Seinfeld* and  
*Curb Your Enthusiasm*

Dominique Dawes, '02, Speech

U.S. Olympian

Len Elmore, '78, English

ESPN Commentator

Gordon England, '61, Electrical Engineering

Deputy Defense Secretary

Boomer Esiason, '84,

Undergraduate Studies

Sportscaster and radio talk show  
host, former NFL player

Raul Fernandez, '90, Economics

Chairman, ObjectVideo

Carly Fiorina, '80, M.B.A.

Pioneering Woman CEO

Robert Fischell, '53, M.S. Physics

Chairman, Fischell Biomedical, LLC

Jon Franklin, '70, Journalism

Two-time Pulitzer Prize winner

Ralph Friedgen, '70, P.E.

Head coach, University of Maryland football

Fred Funk, '80, Criminology

Pro golfer

Tom Gallagher, '70, Marketing

Chairman, President & CEO,  
Genuine Parts Co.

Joseph Gildenhorn, '51, Bus.

Administration

Partner, The JBG Companies;  
retired US Ambassador



Bonnie Bernstein



Carl Bernstein



Dennis Cardoza



Connie Chung



Larry David



Dominique Dawes

Dave Goldfarb, '79, Accounting

Executive V-P, Lehman Brothers

Barry Gossett, Engineering

CEO, Action Mobile Industries

Michael Griffin, '77, Ph.D.

Aerospace Engineering  
Chief Administrator, NASA

Martha Grimes, '54, M.A. English

Award-winning mystery novelist

Roger Hale, '65, History

Board of Directors, Ashland Oil

Herbert Hauptmann, '55, Math

Nobel Prize winner, physics

Jane Henson, '55, Art Education

The Muppets

Jim Henson, '60, Home Economics

Creator, The Muppets

Steny Hoyer, '63, Political Science

House Majority Leader  
Congressman, Maryland's 5th district

Harry Hughes, '49, Bus. Admin.

Former governor of Maryland

Hugh Newell Jacobsen, '51, Fine Arts

World famous architect; designed  
Reggs Alumni Center

Stan Jones, '56, Education

NFL Hall of Fame inductee, '91

Jeong Kim, '91, Ph.D. Engineering

President, Bell Labs

Gayle King, '76, Psychology

Editor-at-Large, *O. The Oprah Magazine*

Jeffrey Kluger, '76, Gov./Politics

Author, *Apollo 13*

Chris Kubasik, '83, Accounting

E-VP, Lockheed Martin

Tim Kurkjian, '78, Journalism

Reporter, ESPN & ESPN Magazine

Debbie Lawrence, '78, Textiles

Vice-President, The Williams Companies

John Lauer, '63, Chemical Eng.

Non-Executive Chairman, Diebold, Inc.

George Laurer, '51, Electrical Eng.

Inventor, Universal Price Code

Samuel LeFrak, '40, Bus. Admin.

Chairman, The LeFrak Organization

Liz Lerman, '70, Dance

MacArthur Award Winner, Dance Co. Owner

Marvin Mandel, '39, Arts/Law

Former governor of Maryland

William Mayer, '66, Bus. Admin.

Chair, Park Ave. Equity Partners

Tom McMillen, '74, Chemistry

CEO, Homeland Security Corp.

Susan Merrill, '79, Theater

E-VP of Enforcement, NYSE/NASDAQ

Mike Miller, '64, Economics

President, Maryland Senate

Bob Mitchell, '59, Civil Engineering

CEO, Mitchell & Best Homebuilders

Paul Mullan, '68, Marketing, '70, MBA

Strategic Partner, Charterhouse  
Group International

Renaldo Nehemiah, '81, Radio/TV/Film

U.S. Track & Field Hall of  
Fame inductee, 1997

Tom Norris, '67, Sociology

Congressional Medal of Honor Winner

Jim O'Brien, '81, M.B.A.

Head Coach, Indiana Pacers

Preston Padden, '70, Economics

Executive Vice President, Disney

Robert Parker, '70, History

World famous wine critic;  
publisher *Wine Advocate*



Gordon England



Jon Franklin



Michael Griffin



Steny Hoyer



Samuel LeFrak



Jim O'Brien

Buno Pati, '86, Electrical Engineering

CEO, Building B Corp. & Scholarship Chair

George Pelecanos, '80, Radio/TV/Film

Novelist

Kevin Plank, '97, Business Admin.

Founder & CEO, Under Armour

Judith Resnick, '77, Electrical Engineering

Second woman in space; died  
in '86 Challenger explosion

Jimmy Roberts, '79, Radio/TV/Film

Reporter, NBC

Mark Rosenker, '69, Radio/TV

Chairman, National Transportation  
Safety Board

Dutch Ruppersberger, '67, Pre-Law

Congressman, Maryland's Second District

Harvey Sanders, '72, Journalism

Founder, Nautica Enterprises

Peggy Schiff, '74, Accounting

Vice-President, *The Washington Post*

Ben Scotti, '59, Arts & Sciences

Original syndicator, Baywatch series

Tony Scotti, '61, Arts & Sciences

Original syndicator, Baywatch series

Neal Shear, '76, Accounting

Partner, Apollo Management

David Simon, '83, Undergraduate Studies

Created TV series *Homicide & The Wire*

Harry Smith, '49, Electrical Eng.

Inventor, pulse doppler radar

Robert H. Smith, '50, Accounting

Developer of Crystal City complex

Ed Snider, '55, Accounting

Chairman, Comcast Spectacor

Michele Snyder, '86, Architecture

Minority Owner,  
Washington Redskins

Bert Sugar, '57, Bus. Admin.

Boxing historian

Mark Turner, '78, Urban Studies

President, Steak Escape  
restaurant chain

Joe Tydings, '51, Arts-Law

Attorney

Leo Van Munching, '50,

Marketing/Bus. Admin.

Headed one of America's  
top import companies

Scott Van Pelt, '88,

Radio/TV/Film

ESPN Anchor

Jim Walton, '81, Radio/TV/Film

President, News Group, CNN

Michael Ward, '72, Marketing

Chairman & CEO, CSX

Pam Ward, '84, Radio/TV/Film

Co-anchor, ESPN and ESPN2

Randy White, '74, P.E.

NFL Hall of Fame inductee, '94

Dianne Wiest, '69, Arts & Sciences

Two-time Academy Award winner

Gary Williams, '68, Marketing

Head coach, University of Maryland men's  
basketball & Scholarship Co-Chair

Morgan Wooten, '56, Phys Ed.

U.S. Basketball Hall of Fame

Dennis Wraase, '66, Accounting

Chairman, President & CEO, PEPCO Holdings



Kevin Plank



Dutch Ruppersberger



Bert Sugar



Scott Van Pelt



Pam Ward



Morgan Wooten



## President C.D. Mote Jr.



In September 1998, C. D. (Dan) Mote, Jr. began his tenure as President of the University of Maryland and Glenn L. Martin Institute Professor of Engineering. He was recruited to lead the University of Maryland to national eminence under a mandate by the state. Since assuming the presidency, he has encouraged an environment of excellence across the University and given new impetus to the momentum generated by a talented faculty and student body. Under his leadership, academic programs have flourished. In 2005, the University was ranked 18th among public research universities, up from 30th in 1998. President Mote has emphasized broad access to the university's model, enriched undergraduate curriculum programs and launched the Baltimore Incentive Awards Program to recruit and provide full support to high school students of outstanding potential who have overcome extraordinary adversity during their lives.

He has spurred the university to lead the state in the development of its high-tech economy, especially in the information and communication, bioscience and biotechnology, and nano-technology sectors. President Mote has greatly expanded the university's partnerships with corporate and federal laboratories and successfully negotiated to bring to the College Park area the first Science Research Park sponsored by the People's Republic of China. Under his leadership, the University has established a research park, The University of Maryland Enterprise Campus, M-Square, located on a 115-acre site adjacent to the University of Maryland/College Park Metro with 3 million square feet of development potential. Among its first tenants are the Center for Advanced Study of Language, a joint venture of the University and Department of Defense, and the National Oceanic and Atmospheric Administration's new World Weather and Climate Prediction Center.

During President Mote's second year in office, the University began the largest building boom in its history, with more than \$100 million in new projects breaking ground that year. New facilities address every aspect of

university life, from the arts to recreation to classrooms and laboratories, and, in creative partnership with the private sector, new residential facilities. Highlights of the construction activity include the stunning Clarice Smith Performing Arts Center; the Comcast Center, a state of the art sports complex; a high tech research greenhouse; and new classrooms for chemistry, computer science, business and engineering. President Mote also led the development of a new Facilities Master Plan for development in the next 20 years, which is noted for its emphasis on environmental stewardship.

Dr. Mote is a leader in the national dialogue on higher education and his analyses of shifting funding models have been featured in local and national media. He has testified on major educational issues before Congress, representing the University and higher education associations on the problem of visa barriers for international students and scholars and on deemed export control issues. He has been asked to serve on a high level National Academies Committee appointed at the request of the Senate Energy Subcommittee of the Senate Energy and Natural Resources Committee to identify challenges to United States leadership in key areas of science and technology and to be a member of the Leadership Council of the National Innovation Initiative, an activity of the Council on Competitiveness. He has served as vice chair of the Department of Defense Basic Research Committee, and is a member of the Council of the National Academy of Engineering. In 2004-2005, he served as President of the Atlantic Coast Conference. In its last ranking in 2002, "Washington Business Forward" magazine counted him among the top 20 most influential leaders in the region.

Prior to assuming the Presidency at Maryland, Dr. Mote served on the University of California, Berkeley faculty for 31 years. From 1991 to 1998, he was Vice Chancellor at Berkeley, held an endowed chair in Mechanical Systems and was President of the UC Berkeley Foundation. He led a comprehensive capital campaign for Berkeley that raised \$1.4 B. He earlier served as chair of Berkeley's Department of Mechanical Engineering and led the department to its number one ranking in the National Research Council review of graduate program effectiveness.

Dr. Mote's research lies in dynamic systems and biomechanics. Internationally recognized for his research on the dynamics of gyroscopic systems and the biomechanics of snow skiing, he has produced more than 300 publications, holds patents in the U.S., Norway, Finland and Sweden, and has mentored 56 Ph.D. students. He received a B.S., M.S. and Ph.D. in mechanical engineering from the University of California, Berkeley. President Mote has received numerous awards and honors, including the Humboldt Prize awarded by the Federal Republic of Germany. He is a recipient of the Berkeley Citation, an award from the University of California-Berkeley similar to the honorary doctorate, and was named Distinguished Engineering Alumnus. He has received two honorary doctorates. He is a member of the U.S. National Academy of Engineering and serves on its Council, and is a member of the American Academy of Arts and Sciences. He was

electd to Honorary Membership in the ASME International, its most distinguished recognition, and is a Fellow of the International Academy of Wood Science, the Acoustical Society of America, and the American Association for the Advancement of Science. In Spring 2005, he was named recipient of the 2005 J. P. Den Hartog award by the ASME International Technical Committee on Vibration and Sound to honor his lifelong contribution to the teaching and/or practice of vibration engineering. In Fall 2005, he received the 2005 Founders Award from the National Academy of Engineering in recognition of his comprehensive body of work on the dynamics of moving flexible structures and for leadership in academia.

He and his wife of over 40 years, Patricia Mote, have two married children, Melissa and Adam, and four grandchildren. Patsy Mote has continued her strong support of the arts and is spokesperson for the Clarice Smith Performing Arts Center and a member of Prince George's County Arts Commission.

### University System Of Maryland

William Kirwan	Chancellor
Irwin Goldstein	Sr. Vice Chancellor for Academic Affairs
Joseph A. Vivona	C.O.O. and Vice Chancellor for Administration and Finance
Leonard Raley	Vice Chancellor for Advancement

### University Administration

C.D. Mote Jr.	President
Dr. Nariman Farvardin	Sr. Vice President for Academic Affairs, Provost
Linda Clement	Vice President for Student Affairs
Dr. Melvin Bernstein	Vice President for Research
Dr. Jeffrey Huskamp	Vice President and Chief Information Officer
Douglas Duncan	Vice President for Administrative Affairs
Brodie Remington	Vice President for University Relations

### Board of Regents

Clifford M. Kendall	Chairman
Orlan M. Johnson	Vice Chairman
Robert L. Pevenstein	Treasurer
James L. Shea	Secretary
Patricia S. Florestano	Assistant Treasurer
R. Michael Gill	Assistant Secretary
Barry P. Gossett	
Alicia Coro Hoffman	
The Hon. Francis X. Kelly, Jr.	
The Hon. Marvin Mandel	
The Hon. C. Thomas McMillen	
Robert L. Mitchell	
David H. Nevins	
A. Dwight Pettit, Esq.	
The Hon. Roger L. Richardson, ex officio	
Thomas G. Slater, Esq.	



## Deborah A. Yow Director of Athletics • 15th Year at Maryland



Deborah A. Yow is in the 15th year of her outstanding tenure as director of athletics at the University of Maryland, a tenure that has seen unprecedented success and achievement in Maryland athletics. In Yow's 14-plus years at Maryland, the Terrapins have won a remarkable 16 national

championships and graduated student-athletes at an enviable rate as Maryland athletics has soared to sustained new heights among the nation's elite intercollegiate athletic programs.

The comprehensive success of Terrapin athletics under Debbie Yow's leadership is a clear and compelling testimony of her values of **excellence, teamwork and accountability.**

Likewise, her prior election to the presidency of the National Association of Collegiate Directors of Athletics is an indication of the wide respect with which she is regarded among its 6,100 members representing 1,600 colleges and universities in the U.S. and Canada. She serves as the current President of the national Division I-A Athletic Directors Association and is a member of the Board of Directors of the National Football Foundation, as well as the

Board of Directors of USA Football and the NCAA Division I Men's Basketball Academic Enhancement Committee.

She has been honored by *Street and Smith's Sports Business Journal* as one of the 20 most influential people in intercollegiate athletics, was cited in *The Chronicle of Higher Education* in October 2007 as one of the "Ten Most Powerful People in College Athletics/The Builder" and she has received the Carl Maddox Sport Management Award presented by the United States Sports Academy for excellence in athletics administration.

Dr. Yow was selected to serve on the U.S. Department of Education's Commission on Opportunities in Athletics to review the status of Federal Title IX regulations. She served as the chair of the Atlantic Coast Conference Committee on Television. The committee is charged with overseeing the league's TV contracts and dealing with issues related to television, including multi-year ACC football and basketball contracts with ABC, ESPN, ESPN2 and syndication entities.

Additionally, she has represented intercollegiate athletics with presentations in a number of prominent settings such as the Harvard University School of Law conference on "Shaping the Future of Collegiate Athletics" and the *Street and Smith's Sports Business Journal* "National Forum on the Direction of Intercollegiate Athletics" in New York.

Yow, who has served on the NCAA Management Council and the NCAA Division I Budget Committee, is a strong

and steady voice on behalf of intercollegiate athletics in America.

Since taking over as AD at Maryland in 1994, she and her staff have:

- Transformed Terrapin athletics into a responsive, goal-oriented organization with 27 sports and more than 700 student-athletes.
- Balanced all 14 of the department's annual budgets (none of the budgets were balanced in the 10 years prior to her arrival). The budget now approaches \$60 million annually and the \$51 million debt which her administration inherited has been reduced to \$7.6 million.
- Greatly enhanced the academic support services provided for student-athletes, with an enviable exhausted eligibility graduation rate of approximately 85 percent for student-athletes at Maryland. Academic outcomes and student-athlete welfare have received consistent and focused attention.
- Led the Terrapins to a national all-sports ranking in the upper 7 percent of all NCAA Division I institutions.
- Significantly expanded marketing and fund-raising efforts on behalf of Terrapin athletics. As a result, private gifts to athletics have increased over 350 percent and corporate sponsorship revenues have increased by over 300 percent during her tenure at Maryland.
- Continued to dramatically improve venues and facilities for the department's 27 teams. The 18,000-seat Comcast Center for men's and women's basketball and other sports that use the facility is a prime example of the remarkable \$250 million upgrade of athletic facilities.

### **Street & Smith's Sports Business Journal Named Deborah A. Yow One Of The 20 Most Influential People In College Athletics.**



Yow with several Terrapin student-athletes at the annual Welcome Back Picnic.



- Implemented a strategic management model.
- Developed a comprehensive Internet strategy with management, marketing and fund-raising applications.
- Significantly improved customer care in every area of Maryland athletics.

The most recent achievements of Maryland athletics are exceptional:

- Maryland captured a remarkable seven national championships during the past three seasons.
- In the recent academic year, the Terrapins achieved the highest student-athlete graduation rate in the history of Maryland athletics and had the highest graduation rate of any public institution in the Atlantic Coast Conference.
- Fundraising for Maryland athletics set a historic mark of \$24.7 million in 2006-07.
- Maryland was selected by *U.S. News & World Report* and *Sports Illustrated* as one of the Top 20 athletic programs in the nation (for overall quality and competitive excellence).
- In 2005-06, Maryland Athletics won the inaugural PRISM Award as the best-managed Division I collegiate athletics program in the nation.
- Maryland was ranked as the sixth-finest athletic program in the nation by the Center for the Study of Intercollegiate Athletics, based on comprehensive criteria such as graduation rates, financial efficiency, equity effectiveness and competitive excellence.
- In men's basketball, the Terps won the Atlantic Coast Conference title over Duke in the championship game in 2004 and won the NCAA National Championship in 2002. Under Coach Gary Williams, the men's basketball team appeared in 11 consecutive NCAA Tournaments and in 12 of the last 15 tournaments.
- Women's basketball won the 2006 NCAA National Championship under head coach Brenda Frese, completing an amazing turnaround that saw the program go from a 10-18 record to a National Championship in four seasons.
- In football, the Terps won the 2001 Atlantic Coast Conference championship and played in the 2002 Orange Bowl, followed that with an 11-win season and a 30-3 victory over the University of Tennessee in the Peach Bowl, again followed by a 10-win season and a 41-7 win over West Virginia in the Gator Bowl on New Year's Day 2004. In the 2006 season, Maryland returned to the bowl scene, where the Terps defeated Purdue, 24-7, in the Champs Sports Bowl, and in 2007 was selected to play Oregon State in the Emerald Bowl in San Francisco. Graduation rates in football are exemplary and the program was recently recognized by the American Football Coaches Association for its academic excellence under Coach Ralph Friedgen.
- Additionally, Maryland is one of only three universities in the nation to win National Championships in men's basketball, women's basketball and football. Stanford and UCLA are the other NCAA Division I institutions to achieve that mark.
- Set an ACC single-game record for women's basketball attendance by drawing 17,950 to a regular-season



Deborah Yow with Boomer Esiason (left), Bonnie Bernstein (center) and Steve Francis (right).

game at Comcast Center and led the ACC in season attendance.

- Hired Dave Cottle, the sixth-winningest active men's lacrosse coach in the U.S., who guided his team to the NCAA Final Four in three of his first four seasons.
- Field hockey earned National Championships in 2005-06 and in 2006-07, and has become a perennial participant in the Final Four in that sport.
- In women's lacrosse, hired Cathy Reese, who was named the 2007 ACC Coach of the Year in her first season as coach of the Terps.
- Men's soccer has appeared in four Final Fours in the past six years and won the NCAA National Championship.
- Football facilities have been significantly enhanced with team house, stadium and practice field upgrades. The Football Academic Center was the first improvement, as it took priority over all other initiatives.
- In 2006-07, 16 Maryland teams competed in postseason play.
- The productivity, morale, and the competitive and academic achievement of Terrapin athletics are exceptional and continue to gain momentum.

Regarding the many achievements of Terrapin athletics over the past 14 years, Yow says, ***"We are pleased, but we are not satisfied... our vision is to be one of the Top 5 programs in the nation consistently... we see no reason to settle for less."***

Yow is known for her goal-oriented and proactive management style. She consistently inspires and challenges those around her to ***"raise our sights and sharpen our tools... to work hard and work smart... to recognize that our only limitations are those that we place upon ourselves."***

As a manager and a leader, she clearly models these principles. She is the only known current AD in NCAA Division I who has hired both the National Coach of the Year in football (while at Maryland) and the National Coach of the


Year in men's basketball (while at Saint Louis University). In 2002, she also brought to the University of Maryland Brenda Frese, who at that time was the National Coach of the Year in women's basketball. Four years later, Frese led the Terrapins to the NCAA National Championship at the Women's Final Four in Boston.

Dr. Yow is known as "a coach's A.D.," while also being highly organized and a strategic and proactive leader and administrator. Quite simply, Debbie Yow personifies the relational and management dynamics that are necessary to be an excellent administrator and leader.

A successful former basketball coach, she moved into athletics administration at the University of Florida and the University of North Carolina, Greensboro, followed by a successful tenure as A.D. at Saint Louis University.

She has authored numerous articles and books on athletics management and human behavior, and is a respected leader in intercollegiate athletics in the United States. She holds a bachelor's degree from Elon University, a masters degree from Liberty University and a doctorate (*honoris causa*) from the U.S. Sports Academy and an honorary doctorate for career achievement from Elon University.

Summing up the entire Maryland athletics program, our athletics director recently stated, "We have the finest student-athletes, coaches, support staff and administrative team in America. It is because of their courage, hard work and cooperative spirit that we now have a strong, viable athletic program. I am immensely proud of each of them. I am equally proud of our Terrapin fans who buy tickets, our Terrapin Club members who faithfully support the Maryland athletic program with their donations for scholarships, and the M Club members who serve and give liberally. We are also blessed with a terrific President, Dr. Dan Mote, who has fostered a mindset of excellence across our institution. He is a strong and balanced advocate for what he calls 'the three A's of the University – Academics, the Arts and Athletics'. We have a great Terrapin family. That's the foundation for all of our success... and the basis for our bright future. It's a great time to be a Terp."



**TO MAKE ALL ATHLETES BETTER**  
*THROUGH PASSION, SCIENCE AND THE RELENTLESS PURSUIT OF INNOVATION.*

---

**UNDER ARMOUR<sup>®</sup> IS THIS GENERATION'S ATHLETIC BRAND OF CHOICE. UA PIONEERED THE PERFORMANCE APPAREL INDUSTRY, AND WE CONTINUE TO DELIVER UNDENIABLE ADVANTAGES TO ATHLETES, FROM TRAINING TO GAMEDAY.**

**UNDER ARMOUR<sup>®</sup> IS PROUD TO OUTFIT MARYLAND BASKETBALL WITH THE WORLD'S MOST ADVANCED PERFORMANCE GEAR.**



**OFFICIAL OUTFITTER OF  
MARYLAND BASKETBALL**





# Athletic Development

## Terrapin Club

Athletic excellence is a tradition at the University of Maryland—a tradition alumni and friends alike want to see continue and flourish. That's why we are inviting you to be a member of the Maryland Athletics Family by joining the Terrapin Club. Whether you are an alumnus of the University of Maryland or a friend interested in supporting the state's flagship campus, belonging to the Terrapin Club enables you to:

- Provide annual scholarship support for our student-athletes who will contribute to the community
- Share our vision to fully scholarship all sports to best represent the University
- Take pride in the achievement of athletic excellence
- Participate in the camaraderie and fellowship unique to Terrapin Club members
- Receive a tax deduction for your financial contribution for scholarships
- Enjoy access to great benefits including priority seating in Byrd Stadium for football and Comcast Center for basketball, priority parking and tickets to other events

At Maryland, the Department of Intercollegiate Athletics operates without significant University funding and receives no state appropriations or tax dollars for operational expenses. Sanctioned by the University of Maryland College Park Foundation, 100% of the funds raised through the Terrapin Club are managed by the Foundation for the exclusive use of Maryland Athletics. Your contribution directly supports an annual student-athlete scholarship cost of over \$8 million and Terrapin Club and department expenses. The Terrapin Club provides scholarship support to many of the 700 student-athletes who compete on 27 varsity team representing the University of Maryland.

## Getting Involved

Direct Gifts are the most common way of contributing. They are made in the form of cash, stock, checks or credit card (Visa, MasterCard, American Express or Discover). For your

convenience, a personal checking account can be debited a set amount every month.

In many cases, corporate matching gifts may be used to make your Terrapin Club contribution. Please contact your employer to see if you are eligible for a matching gift program.

## Contribution Levels

Recent Graduate	\$25 (1st year after graduation)
Recent Graduate	\$50 (2nd year after graduation)
Recent Graduate	\$75 (3rd year after graduation)
Recent Graduate	\$100 (4th year after graduation)
Recent Graduate	\$135 (5th year after graduation)
Bronze	\$55
Silver	\$135-\$274
Silver 275	\$275-\$649
Gold	\$650-\$1,299
Diamondback	\$1,300-\$2,199
Super Terrapin	\$2,200-\$5,499
Coaches Club	\$5,500-\$10,999
Top Terp	\$11,000-\$24,999
Director's Circle	\$25,000 and more

## Board of Directors

**President:** Stan Goldstein '68, '70  
**President Elect:** Rick Jaklitsch '80, '83  
**1st Vice President:** Rosalie Reggett  
**2nd Vice President:** Karabelle Pizzigati  
**Past President:** Mary Pratt-Henaghan  
**Executive Director:** Greg Enloe  
**Directors:** Jon Forster '86, Martin Green '81, Barbara Hartley, Steve Hyman '85, Karel Petraitis '67, Chris Brown '79, Tom Ciandella '79, '84, J. Douglas Cox, Marlene Freeman '75, Colin Potts, Bob Baker '66, Chuck Carr '85, Cheryl Elstins, Ben McCarter, Richard Olson '95, JR Randels, Rick Furlough, Joe Katz '85, Robin Savitz '74

**301-314-7020 • 800-653-7667**  
**terrapinclub.com**

## Major Gifts Fundraising

In the Fall of 2006, the University of Maryland publicly launched *Great Expectations: The Campaign for Maryland*, a \$1 billion fundraising effort that will transform the University from excellence to greatness. Intercollegiate Athletics, one of the most visible units of the University will seek to raise a total of \$133 million to: (1) enhance and improve competition, practice and training facilities for a number of our teams; (2) fund annual scholarships for student athletes; and (3) endow student-athlete scholarships, coaching positions and teams.

A centerpiece of the ambitious *Great Expectations* fund raising campaign is an enhancement to Chevy Chase Bank Field at Byrd Stadium, for which construction began in 2007. Phase one of this project, which is scheduled for completion for the 2009 season, includes the expansion of Tyser Tower along the South concourse to add 64 luxury suites of varying sizes and 440 mezzanine seats (featuring heated and covered seating and food service); a University suite with seating for 200 guests; new work areas for television, radio and print media; new work areas for coaches and game day operating staff; a new game-day merchandise outlet; and enhanced seating for disabled customers.

Phase two includes the installation of railings in the North and South lower bowl to enhance fan safety and comfort, and chair back seating in the 200 level on the North side. The playing field will be lowered to improve sight lines for seats on the lower rows, converting a number of those seats from obstructed view to some of the best views in the stadium. Additionally, all of the blue roofs in the stadium will be painted.

Future expansion for football facilities includes renovation of Gossett Football Team House to enlarge the locker room and training areas, as well as the transformation of the West End Zone with the addition of nearly 8,000 seats which will bring stadium capacity to approximately 60,000 seats.

This expansion plan is an ambitious one. Critical to its success is the leasing of all available Suites within the expanded Tyser Tower. You can support the proud tradition and future growth of Maryland Football by contributing to the *Great Expectations* campaign or leasing a luxury Suite at the stadium.

To obtain information on leasing a suite at Byrd Stadium, or any other component of the *Great Expectations Campaign for Athletics*, please contact the Athletics Major Gifts Office at (301) 314-7020, or toll free at (800) 653-7667, by email at [terrapinclub@umd.edu](mailto:terrapinclub@umd.edu), or visit [www.GreatExpectationsAthletics.com](http://www.GreatExpectationsAthletics.com)

## The M Club

### An 85-Year Tradition of "Athletes Helping Athletes"<sup>SM</sup>

The M Club was founded in 1923 by a group of former University of Maryland athletes led by Dr. H.C. "Curley" Byrd to encourage excellence in athletics. It is one of the oldest and most respected letterwinner clubs in the country with an organization of more than 4,500 former Maryland varsity athletes and a leader in the National Letter Winners Association.

The M Club goals are to help achieve the very best overall academic and athletic program for all the varsity teams, to aid the athletes in making positive contributions to the community, to obtain and maintain funds for awards and scholarships and to cultivate networking, social contact and good sportsmanship among the wearers of the "M."

Membership participation, through the payment of annual dues, helps build the scholarship endowment fund, support student-athletes' awards and recognition efforts and provide for career development initiatives. Members receive information about the current teams and news about former teammates through a monthly electronic newsletter and a quarterly printed newsletter.

In addition, active members receive information about, and discounts for, various M Club activities. Many benefits are intangible, though, including the satisfaction of having lettered at a great university and being a part of a unique and exclusive organization that is nationally recognized.

University of Maryland letterwinners interested in the M Club should call the M Club office at (301) 314-2619, or visit our website at [www.themclub.org](http://www.themclub.org).

Remember the M Club, "Athletes Helping Athletes."

### M Club Executive Board

Dan McGuire, President
Ed Gregory, President Elect
Marjorie Bollinger, Vice President
James Ransome, Asst. Secretary
Marshall Fesche, Treasurer
Jack Zane, Historian
Gerald Bechtie, Past President
Lisa Gibson, Past President
Al Naylor, Past President
Helena Bragg, Past President
Chris Rimorin, Past President
Jack Heise, Legal Council
Aziz Abdur-Ra'ooof, Executive Director
Deborah Yow, Athletic Director

## Academic Support & Career Development

The University of Maryland is committed to providing the highest quality education to all of its students. The Department of Intercollegiate Athletics strives to provide student-athletes excellent opportunities to participate in an intercollegiate athletics program of the highest quality, with the result that their athletics participation becomes an integral and valued component of their total educational experience at the university.

Terrapin student-athletes will find that the same hard work and discipline that has earned them success in athletics competition is also required in the classroom. Balancing the significant time demands and responsibilities required to be a successful student-athlete at the highest collegiate level is no small task. Therefore, as a result of their commitment to representing the university through athletics, Terrapin student-athletes are able to utilize support programs designed to meet their specific needs.

Led by associate athletics director Anton Goff, the mission of the Academic Support and Career Development Unit (ASCDU) is to provide quality developmental programs and need-based services that will enhance academic progress, facilitate career development, and encourage the psychosocial growth of all UM student-athletes.


The Gossett Academic Support and Career Development Center for Terrapin student-athletes, named for long-time Terp supporters Barry and Mary Gossett, is located in the Comcast Center. It features a study center that includes 25 desktop computers, a tutoring center, a classroom, a CHAMPS/Life Skills resource room and individual offices for professional academic counselors, a director of enrichment programs, an assistant program coordinator and a graduate assistant. In addition, a new academic wing was added to the Gossett football team house recently. It features offices for two counselors, a program coordinator and three learning specialists; as well as a quiet study area, 29-desk computer lab, classroom, tutor rooms and classroom/lab for the individualized learning program.

Academic courses, programs and services offered by ASCDU include the following:

- Student-athlete orientation
- Academic counseling
- NCAA academic eligibility monitoring
- Academic enrichment and career development presentations and workshops
- Accredited tutorial support
- Individualized learning program
- EDCP 108-K (College learning strategies and skills)
- EDCP 108-M (Math learning strategies and skills)
- UNIV 100 (First-year transitions to the university)

### Maryland Gameplan

The Maryland Gameplan is intended to assist graduating Terrapin student-athletes as they begin the job search process. It is distributed to more than 500 corporations and businesses across the country, in addition to being featured on the M Club website. Prospective employers are introduced to our graduating student-athletes with resume information relative to academic, career and personal achievements. The Maryland Gameplan directory is produced annually in collaboration with the M Club.



### Career Networking Night

Because career development is an ongoing process, ASCDU provides a variety of programs for student-athletes throughout the year. Professional assistance with resume-writing, interviewing skills, graduate school search and job search is readily available to all student-athletes. During the spring semester ASCDU hosts the Career Networking Night, where student-athletes can learn about career interests and career planning. Unlike typical "job fairs," the purpose of this program is to allow student-athletes to explore multiple career opportunities by speaking directly to individuals in their chosen areas of interest. Employers at the Career Networking Night recognize the marketable qualities student-athletes have gained through athletic participation. Student-athletes learn about opportunities for internships and full-time jobs.

### Student-Athlete Advisory Committee


The Student-Athlete Advisory Committee (S.A.A.C.) plays an important role in the Department of Intercollegiate Athletics. It consists of two representatives from each varsity sport and meets on a regular basis with representatives from the athletic administration. The S.A.A.C. mission is to enhance the total student-athlete experience by developing leadership skills, promoting student-athlete welfare and fostering a positive student-athlete image on the Maryland campus, local area and nationally.



### CHAMPS/Life Skills Programs

ASCDU houses the NCAA's (National Collegiate Athletic Association) CHAMPS/Life Skills Program. The ASCDU staff, in collaboration with various other Department of Intercollegiate Athletics' units and campus resources, strives to provide a systematic personal development program designed to reach each student-athlete based on his or her individual needs. The focus of the program is on the individual academically, athletically and emotionally, and on the changing needs and skills of that individual in the years during college and after graduation. The menu of presentations, workshops and seminars is a comprehensive and balanced system of "life learning" programs promoted for use by each varsity sport team.





### Highlights of the CHAMPS/Life Skills Programs:

- Support efforts of every student-athlete toward intellectual development and graduation
- Use athletics as preparation for success in life
- Meet the changing needs of student-athletes
- Promote respect for diversity among student-athletes
- Enhance interpersonal relationships in the lives of student-athletes
- Assist student-athletes in building positive self-esteem
- Enable student-athletes to make meaningful contributions to their communities
- Promote ownership by the student-athletes of their academic, athletic, personal and social responsibilities
- Enhance partnerships between the NCAA, member institutions and their communities for the purpose of education
- Encourage the development of leadership skills

## CHAMPS/Life Skills Programs Commitment Statements

### Commitment to Academic Excellence

To support the academic progress of the student-athlete toward intellectual development and graduation.

### Commitment to Athletic Excellence

To build philosophical foundations for the development of athletic programs that are broad-based, equitable and dedicated to the well-being of the student-athlete.

### Commitment to Personal Development

To support the development of a well-balanced lifestyle for student-athletes, encouraging emotional well-being, personal growth and decision-making skills.

### Commitment to Career Development

To encourage the student-athlete to develop and pursue career and life goals.

### Commitment to Service

To engage student-athletes in service to his/her campus and surrounding communities.

## Academic Support For Returning Athletes Program

The Academic Support for Returning Athletes Program was created in 1986 to support the academic efforts of former varsity student-athletes at the University of Maryland, College Park. In 1989, ASRAP was assigned by the President's Office to the Academic Achievements Program and enrolled 40 students that year. As a member of the National Consortium for Academics and Sports (NCAS), the University of Maryland is committed to assisting its former athletes with degree completion. A key component of the program is community outreach. Each returning student completes a "workshop" that allows the cost of tuition and fees to be exchanged for community services with youth. In 2002, ASRAP moved into the ASCDU.

## Undergraduate Programs Of Study

### College Of Agriculture And Natural Resources (AGNR)

Agricultural and Resource Economics  
Agricultural Sciences  
Animal and Avian Sciences  
Biological Resources Engineering  
Environmental Science and Policy  
Landscape Architecture  
Natural Resource Management  
Natural Resource Sciences  
Nutrition and Food Sciences

### School Of Architecture, Planning, And Preservation (ARCH)

Architecture

### College Of Arts And Humanities (ARHU)

American Studies  
Art  
Art History and Archaeology  
Asian and East European Languages and Cultures  
Central European, Russian, and Eurasian Studies  
Classics  
Communication  
Comparative Literature Program  
Dance  
English Language and Literature  
French Language and Literature  
Germanic Studies  
History  
Italian Language and Literature  
Jewish Studies  
Linguistics  
Music  
Philosophy  
Romance Languages  
Russian Language and Literature  
Spanish and Portuguese Languages and Literatures  
Theatre  
Women's Studies

### College Of Behavioral And Social Sciences (BSOS)

African American Studies  
Anthropology  
Criminology and Criminal Justice  
Economics  
Environmental Science and Policy  
Geography  
Government and Politics  
Hearing and Speech Sciences  
Psychology  
Sociology

### Robert H. Smith School Of Business (BMGT)

Accounting  
Finance  
General Business  
Information Systems  
International Business  
Logistics, Transportation, and Supply Chain Management  
Marketing  
Operations Management

### College Of Chemical And Life Sciences (CLFSC)

Biochemistry  
Biological Sciences  
Chemistry  
Environmental Science and Policy  
Microbiology

### College Of Computer, Mathematical, And Physical Sciences (CMPS)

Astronomy  
Computer Engineering  
Computer Science  
Environmental Science and Policy  
Geology  
Mathematics  
Physical Sciences  
Physics

### College Of Education (EDUC)

Art Education (K-12)  
Early Childhood Education  
Elementary Education  
Secondary Education - English  
Secondary Education  
-Foreign Language  
Secondary Education - Mathematics  
Secondary Education - Science  
Secondary Education - Social Studies  
Secondary Education - Speech and English  
Secondary Education - Theatre and English  
Special Education

### A. James Clark School Of Engineering (ENGR)

Aerospace Engineering  
Biological Resources Engineering  
Chemical Engineering  
Civil and Environmental Engineering  
Computer Engineering  
Electrical Engineering  
Engineering (B.S. in)  
Fire Protection Engineering  
Materials Science and Engineering  
Mechanical Engineering

### Combined Programs

Arts - Dentistry  
Arts - Law  
Biochemistry/Pharmacy  
Animal Science/Veterinary Medicine

### College Of Health And Human Performance (HLHP)

Family Sciences  
Kinesiological Science  
Physical Education  
Public and Community Health

### Philip Merrill College Of Journalism (JOUR)

Journalism

### Office Of Undergraduate Studies (UGST)

Air Force ROTC  
Army ROTC  
College Park Scholars  
Individual Studies Program  
Law and Health Professions  
Pre-Biomedical Science  
Research and Medical Technology  
Pre-Dental Hygiene  
Pre-Dentistry  
Pre-Law  
Pre-Medicine (Allopathic, Osteopathic, Optometry and Podiatry)  
Pre-Nursing  
Pre-Occupational Therapy  
Pre-Pharmacy  
Pre-Physical Therapy  
Pre-Physician Assistant  
Pre-Veterinary Medicine  
University Honors Program

### Campus-wide Certificates

African American Studies  
Asian American Studies  
Computational Science  
East Asian Studies  
International Agriculture and Natural Resources  
Latin American Studies  
Lesbian, Gay, Bi-Sexual and Transgender Studies  
Science, Technology, and Society  
Secondary Education, Upper Division  
Certificate In Women's Studies

### Multi-college Programs

Computer Engineering (CMPS, ENGR)  
Environmental Science and Policy (AGNR, BSOS, CLFS, CMPS)



# UNIVERSITY OF MARYLAND ORTHOPAEDIC PHYSICIANS

A FACULTY PRACTICE OF THE UNIVERSITY OF MARYLAND SCHOOL OF MEDICINE

## STRAINED SHOULDER

*Backflip in win vs. North Carolina*

## HYPER-EXTENDED WRIST

*Dance-off against Blue Devil*

## HIGH ANKLE SPRAIN

*Failed split on Florida State sideline*

## THE TERPS AND THEIR FANS ARE IN GOOD HANDS.

EXPERT UNIVERSITY  
ORTHOPAEDIC CARE AND  
SPORTS MEDICINE IS  
AVAILABLE THROUGHOUT  
THE STATE IN COLLEGE PARK,  
BALTIMORE, TIMONIUM  
AND WOODLAWN.

- > Full-service Orthopaedics,  
including arthritis and spine care
- > Physical Therapy
- > On-site Radiology
- > Most insurances accepted

[umortho.org](http://umortho.org) | 1-877-771-4567

Official Medical Team





## Sports Medicine

The University of Maryland Department of Intercollegiate Athletics and the University of Maryland Medical Center's Sports Medicine program have joined forces to provide the best possible medical attention and care to all Terrapin student-athletes.

Says Deborah A. Yow, Maryland's director of athletics: "When we recruit student-athletes to play for Maryland, we owe them the best education, the best coaching and the best comprehensive health care. It is especially gratifying for us to partner with our medical center in the same fashion as other ACC institutions do with their medical schools."



**Darryl Conway**  
Assistant AD/Sports Medicine  
Delaware '93  
Fifth Year at Maryland

Darryl Conway was hired in June 2004 as Maryland's assistant athletics director for sports medicine after spending three years as the head athletic trainer at the University of Central Florida. Conway oversees all medical and athletic training operations for the Terrapins' 27 varsity athletic programs.

Conway has been an athletic trainer at both the collegiate and professional levels. At UCF he was the head trainer for the football squad, while supervising the assistant trainers, graduate assistants and student assistants who provide training coverage of Central Florida's 17 varsity sports. At UCF, Conway was responsible for overseeing the compilation and input of daily medical records, the computerized injury surveillance program and the NCAA injury surveillance system. He served as a clinical instructor/field experience supervisor for athletic training students, assisted in the development of marketing and fundraising projects for the sports medicine department and served as the site coordinator for the NCAA drug testing program at UCF.

Prior to his position at Central Florida, Conway served as the Director of Sports Medicine at the University of Northern Iowa, working as the head trainer for the Panthers' football and men's basketball teams from 1999 to 2001. He was the head athletic trainer at Morgan State University in Baltimore for one season and was an assistant trainer and professor at Delaware, his alma mater, for two years. From 1993 to 1996, Conway was an assistant trainer with the NFL's New York Jets.

Conway earned a bachelor's degree in physical education studies, magna cum laude, from the University of Delaware in 1993, before receiving a master's degree in physical education and a certificate in sports management from Adelphi University two years later.

Conway has taught numerous collegiate courses related to athletic training, has made numerous presentations and has co-authored several scholarly publications and book chapters. He has been a member of the National Athletic Trainers' Association (NATA) since 1989, and is also a member of the United States Weightlifting Federation.

Conway and his wife, Tracy, have a son, Michael.



**Craig Bennett, M.D.**  
Head Team Physician/  
Orthopaedic Surgeon  
Fifth Year at Maryland

Craig H. Bennett, M.D., is in his fifth season as the head team physician and orthopaedic surgeon for Maryland. Dr. Bennett is the Chief of Orthopaedic Sports Medicine at the University of Maryland School of Medicine and has also served as the head orthopaedic surgeon for the NFL's Baltimore Ravens. Prior to his arrival at Maryland, Dr. Bennett was at the University of Pittsburgh where he served as an assistant professor of orthopaedics, as a team physician for Pittsburgh's athletic department and as the associate team physician for the Pittsburgh Steelers.

A native of Buffalo, N.Y., Dr. Bennett graduated with honors from Brown University in 1985. He earned his medical degree from the University of California at San Francisco and completed his residency in orthopaedic surgery at Emory University in Atlanta, Georgia. He then completed a sports medicine-knee and shoulder fellowship at the University of Pittsburgh and subsequently stayed on staff at Pittsburgh for five years. While at Pittsburgh, he also served as the team physician for the men's basketball team.

Dr. Bennett was selected to the American Academy of Orthopaedic Surgeons Leadership Fellows Program in 2003-04 and Towson University honored him as their African-American Scholar of the Year in 2004. He is a board certified member of the American Board of Orthopaedic Surgery and a member of the NFL Team Physicians Association.



**James Dreese, M.D.**  
Team Physician/  
Orthopaedic Surgeon  
Third Year at Maryland

Dr. James Dreese serves as assistant team physician for University of Maryland athletic teams. He is an Assistant Professor of Orthopaedics at the University of Maryland Medical Center. He received his undergraduate degree from Penn State University, where he competed on the football team and earned a varsity letter.

After completing his Orthopaedic Surgery residency at the renowned Hospital for Special Surgery in New York, NY he received subspecialty training in Sports Medicine and Shoulder Surgery at the University of Pittsburgh in Pittsburgh, Pa. He served as a team physician at Davidson University in Charlotte, N.C., prior to joining the Orthopaedic Surgery staff at the University of Maryland.

Dr. Dreese is a subspecialist in the management of shoulder, knee, and elbow injuries.



**Yvette Rooks, M.D.**  
Head Team Physician/  
Primary Care Physician  
10th Year at Maryland

Yvette Rooks M.D., is in her 11th year as a primary care physician for Maryland's athletics programs. She is also an Assistant Professor and Residency Program Director in the Department of Family and Community Medicine at the University of Maryland School of Medicine.

Dr. Rooks received her doctorate of medicine from the State University of New York at Syracuse in 1993. She completed her Family Medicine Residency at the University of Maryland Department of Family and Community Medicine in 1996. She served as Chief Resident from 1995-96.

At the conclusion of her residency Dr. Rooks pursued additional training in the field of sports medicine and completed a fellowship in this area at Kernan Orthopedic Hospital of the University Maryland Medical System in 1998. Dr. Rooks is Board certified in Family Medicine and has a Certificate of Added Qualification, CAQ, in Sports Medicine.

Dr. Rooks has been a faculty member in the Department of Family and Community Medicine for 11 years. She served as Chair of the Clinical Years Curriculum Committee, which oversees the curriculum for the clinical years of medical training at the University of Maryland Medical School from 2002-2007. She was the Director of Primary Care Sports Medicine Fellowship from July 2005 until January 2008 and has served as the Head Primary Care Team Physician for the University of Maryland at College Park-Terrapins since 1998.

Dr. Rooks was recently appointed to the NCAA Committee on Competitive Safeguards and Medical Aspects of Sports and is the President-Elect for the Maryland Academy of Family Medicine.

She lives Ellicott City with her daughter Madison.



**Brian Corwell, M.D.**  
Team Physician/  
Primary Care Physician  
Third Year at Maryland

Dr. Brian Corwell is in his third year as a primary care team physician at the University of Maryland. He graduated from Tufts University in 1996 with a degree in biology and psychology. He then completed a pre-doctoral clinical fellowship at the National Institute of Health.

Dr. Corwell earned his medical degree from the University of Maryland in 2002, where he was a frequent volunteer in the College Park athletic clinic. Dr. Corwell completed his residency in Emergency Medicine at the Harvard Affiliated Beth Israel Deaconess Medical Center. He then returned to the University of Maryland to complete a fellowship in Sports Medicine. He has lectured and authored numerous publications on the subjects of Emergency and Sports Medicine.

Dr. Corwell lives in Baltimore with his wife, Viveka and newborn son, Gabriel.



**Valerie Cothran, M.D.**  
Team Physician/  
Primary Care Physician  
First Year at Maryland

Valerie E. Cothran, M.D., is in her first year as primary care team physician at the University of Maryland. Dr. Cothran is an assistant professor in the Department of Family and Community Medicine and serves as Program Director of the Primary Care Sports Medicine Fellowship at the University of Maryland. She received her medical degree from Wake Forest University and completed her residency at the University of Kentucky in Lexington, Ky. She also completed a fellowship in sports medicine at University of Kentucky Medical Center. Dr. Cothran is an alumnus of the University of Maryland and was a four-year letterwinner in track & field.




## Strength and Conditioning

In the highly competitive world of collegiate basketball, the off-court preparation of the basketball athlete is a critical component in the on-court success of any Division I program. **Paul Ricci**, Maryland's strength and conditioning coach for men's basketball, believes strongly that a solid off-court training program can dramatically improve levels of performance, as well as significantly reduce the chance of injury. The benefit of performing structured strength and power training throughout the entire year has allowed the Terps to reach new levels in physical development and, in turn, has resulted in great success on the basketball court.



*Paul Ricci*

Ricci's philosophy consists of allowing the players to gain strength, speed and change of direction capabilities through drills that are basketball oriented. He believes that the team must be prepared to run and play the up-tempo style of basketball that is Gary Williams' trademark. Ricci trains the team so that it will be able to play up to Williams' style.



*The Terps' new state-of-the-art weight room at Comcast Center.*

The members of the men's basketball team have the use of a fully-equipped weight training facility located down the hall from the men's basketball office and the team's locker room in Comcast Center. The conveniently located 4,000 square foot facility features a combination of Sorinex

weight training equipment and York free weight equipment. The strength staff utilizes this facility specifically during the season as basketball team members are personally trained before, during and after the season.





## Terrapin Sports Radio Network

All of Maryland's games will be broadcast live on the Terrapin Sports Radio Network, which boasts one of the strongest coverage areas in college sports. Terrapin Sports Marketing, a division of CBS Collegiate Sports Properties, manages the Terrapin Sports Radio Network. In its seventh year as the multi-media marketing rights partner for University of Maryland Athletics, Terrapin Sports Marketing has built a stronger network that provides coverage in Maryland, Virginia, West Virginia, Pennsylvania, Delaware, New Jersey, and Washington D.C.

Live 105.7 FM (WHFS) and ESPN Radio 1300 AM (WJFK-AM) in Baltimore serve as network's flagship stations, with many more affiliates across the state picking up the games.

Maryland's broadcasts will be accessible on the Internet via the Terps' official athletics website, [www.umterps.com](http://www.umterps.com).

### Terrapin Sports Radio Network

LIVE 105.7 FM (WHFS)	Baltimore (Flagship)
ESPN Radio 1300 AM (WJFK)	Baltimore (Flagship)
WJFK 106.7 FM	Washington D.C.
WCEM AM 1240	Cambridge
WBEE 97.9 FM	Crisfield
WGOP AM 540	Crisfield
WTBO AM 1450	Cumberland
WFMD AM 930	Frederick
WARK AM 1490	Hagerstown
WPTX AM 1690	Lexington Park
WMSG AM 1050	Oakland
WQMR FM 101.1	Ocean City
WTGM AM 960	Salisbury



**Johnny Holliday**  
Play-by-Play Announcer  
30th Year

One of Washington's most versatile broadcasters, Johnny Holliday, is now in his 30th season as play-by-play voice of the University of Maryland. Holliday has broadcasted more than 1,100 Terrapin football and basketball games, including 11 bowl games, 10 Sweet 16 and two Final Four appearances, including Maryland's national championship victory over Indiana in 2002.

Holliday's sports reports are heard mornings coast-to-coast on the ABC Radio Network, as well as on XM and Sirius. Dick Vitale has named Holliday one of his "top 15 play-by-play voices in the nation." Holliday's list of credits includes ABC's coverage of the Winter and Summer Olympic Games, championship boxing, the USFL with hall of fame member Paul Hornung, The Masters and television

coverage of the Liberty and Aloha Bowls. Holliday also co-hosts the Ralph Friedgen and Gary Williams shows on both radio and television. Holliday was public address announcer for the Cleveland Browns, Oakland Raiders, San Francisco Warriors and the Washington Bullets.

In Washington, Holliday hosted the Washington Senators pregame show on the radio with Ted Williams and in San Francisco the Giants pregame show on television. He also handled play-by-play duties for George Washington University basketball, Navy football radio and television coverage of the Washington Bullets and Wizards and hosted a Redskins television show with Dexter Manley, Mark Moseley, Bobby Beathard and Charley Casserly. Holliday also handled television play-by-play duties of ACC Women's basketball, Baltimore Orioles and national gymnastics events.

Holliday has been honored by Washingtonian Magazine as "Washingtonian of the Year". His basketball and softball teams have raised in excess of \$1.5 million for charity. Holliday has been honored by the University of Maryland with the school's Distinguished Citizen award, and by the Touchdown Club of Washington with the outstanding achievement in Sports Broadcasting "Timmie" award.

Holliday was inducted into the Radio Television Broadcasters Hall of Fame in 2003. In 2005, he was given the Lindsay Nelson Outstanding Sportscaster award by the All-American Football Foundation, and in 2006 was honored by the National Football Foundation and the College Football Hall of Fame with the Chris Schenkel Award. In 2006 the Catholic Youth Organization named Holliday its National Person of the Year, and the Diabetes Association recognized him as its Father of the Year. Holliday last year was inducted into the Baltimore Sports Media Hall of Fame.

Holliday also received the "Smile" award from Operation Smile for outstanding service to the community. Holliday still finds the time to participate in a variety of community activities, among them, Catholic Charities, Special Olympics and The Youth Leadership Foundation. Holliday is on the Board of Directors of Victory Youth Centers and Children's Charities Foundation. Holliday has served as television host for Muscular Dystrophy, Leukemia, Cerebral Palsy, Children's Hospital, March of Dimes and Easter Seals telethons.

His network credits include announcing duties for NBC's "Hullabaloo" and "The Roger Miller Show," ABC's "This Week with David Brinkley" and "This Week with Sam and Cokie", along with ABC radio's Sam Donaldson Show. Holliday was also seen on the CBS television series "Good Morning World." His face and voice are one of the most familiar in all of Washington radio and television with hundreds of commercials and narrations to his credits.

Holliday was born and raised in Miami, Fla. Before coming to Washington in 1969 he was a top-rated radio personality in Cleveland, New York City and San Francisco.

Before giving up music, Holliday was named America's number one disc jockey. A visit to the Rock and Roll Hall of Fame in Cleveland will enable you to listen to Holliday during DJ days in Cleveland. Holliday also co-hosts "Catholic Radio Weekly" with Carol Lehan, syndicated radio stations throughout the country.

Holliday and his wife Mary Clare are the proud parents of three daughters, Kellie, Tracie and Moria, three son-in-laws, Steve, Chris and Bob, seven grandsons, J.T., Devin, Anthony, Christopher, Nicholas, Jack and Liam, and one granddaughter Maggie.



**Chris Knoche**  
Color Analyst  
10th Year

Chris Knoche, a former player and head coach at American University who has worked in radio and television for the past eight years, is in his 10th season as the color analyst for the Terp men's basketball radio broadcasts.

Knoche spent 17 seasons at American, playing the 1979-80 and '80-81 seasons under current Terp coach Gary Williams before moving into an assistant coaching position and later serving seven seasons (1991-97) as the Eagles' head coach.

Prior to joining Maryland's broadcast crew, he worked 40-50 games each of the previous two seasons as a color commentator, including stints on the Ivy League Game of the Week on Westwood One/CBS Radio and Ivy League Game of the Week for DirecTV and for HDTV. He has also worked telecasts for ESPN and CSN, in addition to doing radio and television analysis for George Mason University games. Currently he makes regular guest appearances on the highly rated "The Sports Reporters" on Sports Talk 980 in Washington, D.C.

"Chris Knoche brings an outstanding background as a player, coach and fan to our basketball broadcasts," said Williams, the Terps' 20th-year head coach. "Being able to work with Johnny Holliday, Chris provides the opportunity for Maryland fans to listen to someone who has very good experience as a color commentator. More important, he is someone who has a great feel for the game of basketball. I have known Chris as a player and a coach for more than 20 years. He has been an exciting addition to our basketball program."

## Media Guidelines

### Basketball Contact

**Doug Dull**  
Associate Athletics Director,  
Media Relations



Doug Dull

**Mailing Address**  
Room 2725  
Comcast Center  
Terrapin Trail  
College Park, MD 20742

**Important Telephone Numbers**

301-314-1482 — Dull's Office Phone  
301-314-7064 — Media Relations Office  
301-314-9094 — Media Relations FAX  
301-314-8624 — Comcast Center Press Row  
Athletics Web Site — [www.umterps.com](http://www.umterps.com)

### Media Credentials Policy

The University of Maryland issues media credentials under the priorities listed below. These priorities are designed to achieve efficient use of limited space available for working members of the media at University of Maryland intercollegiate athletic events.

The University of Maryland Athletics Media Relations Office is responsible for administering this policy. Credential requests must be made by sports editors or sports directors online at [UMTerps.com](http://UMTerps.com) no later than five days prior to an event. For more information, contact Associate Athletics Director-Media Relations Doug Dull at 301-314-7064 or at [ddull@umd.edu](mailto:ddull@umd.edu).

### Priorities

1. Originating radio and television personnel involved in a live television or radio broadcast of a University of Maryland intercollegiate athletic competition.
2. Daily newspapers, wire services, and regional and national publications that regularly and substantially report on University of Maryland intercollegiate athletics.
3. Non-originating radio and television personnel producing reports on a University of Maryland intercollegiate athletic competition. Only local radio stations with a full-time sports director conducting a regular and substantial sports show reporting on University of Maryland intercollegiate athletics receive consideration for credentials.
4. Officially recognized University of Maryland daily student publications and daily student electronic media outlets that regularly and substantially report on University of Maryland intercollegiate athletics.
5. Official websites of Atlantic Coast Conference schools, non-conference opponents, and the Atlantic Coast Conference office.
6. Non-daily newspapers or publications that regularly and substantially report on University of Maryland intercollegiate athletics.
7. Online entities that meet the requirements set out in guideline 7, below.

### Guidelines

1. Season media credentials are issued to those organizations that report on University of Maryland intercollegiate athletics on a regular and substantial basis, as outlined above. Issuance of season media credentials does not guarantee working space in media work areas.
2. With the exception of Terrapin beat reporters reporting on the team on a daily basis and producing daily reports, all passes are approved and issued on a game-by-game basis.
3. Except as otherwise provided for in this policy, all passes and credentials are transferable within the same media outlet for use by those serving an editorial function. Passes used by any member of a credentialed outlet without specific editorial assignment or by non-working members of the organization are subject to revocation upon University request.
4. Due to limited space and to ensure compliance with NCAA guidelines, credentials will not be issued to "free-lance" writers or photographers without a specific assignment received in writing by the assigning organization.
5. The University of Maryland and the NCAA prohibit the issuance of credentials to representatives of an organization that regularly publishes gambling information, such as "tout sheets" or "tip sheets." The University of Maryland will not issue credentials to organizations whose primary function is to deliver news related to the recruitment of student-athletes.
6. No credentials will be issued to individuals under the age of 18. Admission to media facilities are for working media only.
7. Credentials may be issued: a) to online entities that are affiliated with a national or regional media organization; or, b) to online entities that host a website that regularly and substantially reports on University of Maryland intercollegiate athletics, and employs for that University of Maryland-dedicated website at least one full-time permanent employee who writes a substantial majority of all material posted on the site, and that registers a minimum of 20,000 legitimate unique users per month in each of the past 12 months.  
  
An online entity that meets the requirements of either 7.a) or 7.b) and which sponsors message boards or chat rooms may be credentialed only if the entity enforces its policies regarding abusive or discriminatory material.
8. University personnel may deny or revoke credentials without notice and an individual shall surrender his/her credential upon request for: noncompliance with the priorities or guidelines set out in this policy; noncompliance with health, safety, or security directives issued regarding University athletic events; violations of University, Department of Intercollegiate Athletics, NCAA, or ACC policies; and for conduct for which there are reasonable grounds to believe violate state or federal law, or constitute a breach of professional ethics. Any organization that wishes to contest a denial or revocation shall: a) request the Media Relations Office provide a written rationale for the denial or revocation; b) submit a written response to that rationale to the Associate Athletic Director for Media Relations. After reviewing the response, the Associate Athletic Director for Media Relations, in consultation with

appropriate University officials, shall issue a decision to uphold or reverse the denial or revocation. The Associate Athletic Director's decision shall be final.

9. The University of Maryland Athletics Media Relations Office reserves the right to change this policy at any time. The latest version will be available online at [www.umterps.com](http://www.umterps.com).

### Credential Requests

Credential requests must be made by sports editors or sports directors online at <http://www.sportssystem.com/clients/maryland/> no later than five days prior to an event. Credential requests can also be made on official letterhead from a sports editor or sports director and sent to Doug Dull, Athletics Media Relations Office, 2725 Comcast Center, University of Maryland, College Park, MD 20741. They may also be faxed to 301-314-9094 or e-mailed to [ddull@umd.edu](mailto:ddull@umd.edu). No credential requests will be accepted by phone.

Credentials will be mailed whenever possible, picked up at the Athletics Media Relations Office or picked up on game day at Media Will Call at the South Gate of Chevy Chase Bank Field at Byrd Stadium. Credentials will be sent via overnight entities (FedEx, UPS, U.S. Postal Service) only at the expense of the requesting outlet.

All persons picking up credentials will be required to furnish positive identification.

### Internet Guidelines

The acceptance of media credentials is an acknowledgement of the University of Maryland's rights to the game and play-by-play coverage and an outlet's agreement to abide by any restrictions the University of Maryland may place on real-time play-by-play coverage and use of comprehensive game statistics. Failure to abide by these restrictions implemented by the University of Maryland may result in revocation of press credentials. Maryland reserves the right to grant approval for distribution of real-time play-by-play, game-related statistics and information through the Internet ("real time" is defined

### Staying In College Park

Hotels	
UMUC Inn & Conference Center	301-985-7310
Greenbelt Marriott	301-441-3700
Best Western Maryland Inn	301-474-2800
Greenbelt Holiday Inn	301-982-7000
College Park Holiday Inn	301-345-6700
College Park Comfort Suites	301-441-8110
Courtyard by Marriott	301-441-3311
Quality Inn	301-864-5820
Days Inn	301-345-5000
Restaurants	
R.J. Bentley's	301-277-8898
94th Aero Squadron	301-699-9400
Applebee's	301-864-6118
Bennigan's	301-982-9780
Chipotle	240-582-0015
Comerstone	301-779-7044
Ledo's	301-422-8622
New York Deli	301-345-0366
Santa Fe Cafe	301-779-1345
Sir Walter Raleigh Inn	301-474-6500
TGI Friday's	301-345-2503
Local Taxi Cabs	
Bonnette Sedan Taxi Service	301-422-2687
Capital Cab Company	301-322-8877
Greenbelt Cab Company	301-577-2000





as any online media providing live continual play-by-play coverage, in-game statistics, digital photographs, or audio or video of an event).

## Game Day Media Parking

Parking is located to the north of Comcast Center – in lots P1 and P2. Media parking is best accessed from the University Drive (Rt. 193) entrance to campus at Paint Branch Drive. Access to the media parking area is parking pass only, and is available on a limited basis.

For lots P1 and P2, after entering campus on Paint Branch Drive, take the first right at Terrapin Trail, and proceed approximately 100 yards to the media parking area on the right.

## Photography Regulations

All photographers and camera operators must remain seated in baseline photo areas, as per NCAA regulations. Locations will be assigned for all games. Photographer and videographer positions are at the complete and absolute discretion of the basketball game officials and the Maryland Media Relations Office at all times, without exception.

The NCAA has established a policy to control congestion in photography areas. Priority shall be given, in all instances, to photographers and videographers on assignment. Only game photographers (no runners, assistants or producers) shall have access to court-side photo areas.

Strobe lights may be installed in Comcast Center, but arrangements must be made through the Media Relations Office two weeks in advance. Space for strobe lights is available on a first-come, first-served basis.

## Media Seating and Media Work Room

The courtside media area and work room both are at the northeast corner of the arena. Both are available for working media only.

Working space in the media area of Comcast Center is limited and seats are expressly reserved for those working on deadline, with no exceptions. Children and other non-workers are not allowed in the media area.

Located on the court level of Comcast Center, the work room is directly across from the men's basketball locker room and directly behind the courtside area. They are connected by the tunnel area adjacent to the loading dock and service entrance on the arena's northeast corner.

A limited number of long distance phone lines are available in the work room on a first-come, first-served basis, and require a credit card for billing. Dedicated phone lines in the courtside area are available by placing an advance order with Nick Morrow, Asst. Director of Operations and Facilities, at 301-314-9729.

The work room opens well before game time and media representatives are welcome upon arrival at the arena. A pregame food service is served buffet style. A halftime beverage service is also available. The pregame buffet is available one hour before tipoff.

## Telephones

Six complimentary phone lines are available in the Comcast Center media work room, as dictated by ACC policy (calling card or reverse charges required). Additional requests for dedicated lines, either for the work room or courtside, should be directed to Nick Morrow, Asst. Director of Operations and Facilities, at 301-314-7027. List Doug Dull as the contact person for all installations.

## Postgame News Conference

Postgame news conferences for both head coaches will be conducted at the conclusion of each game.

The Maryland locker room is open to credentialed media for a brief period after Coach Williams concludes his comments to the media. The visiting team's locker room access policy is determined by officials of that school.

## Postgame Statistics

A statistics packet including running play-by-play, first half and final box scores, and postgame notes and home and visitor head coach quotes, are compiled for each game and made available to the media at press row and in the media work room.

## E-Mail Services

Basketball releases may be obtained electronically by contacting Doug Dull at ddull@umd.edu.

## In-Season Interview Policies

Maryland players and head coach Gary Williams will be available for interviews with accredited members of the media throughout the season. All interview requests must be made through the media relations office, contacting Doug Dull. Please give 24 hours notice.

Players' individual phone numbers and/or e-mail addresses will not be given to the media. Players will not be available for live call-in radio shows.

## Weekly Teleconference

The 12 ACC head basketball coaches will be featured on nine Monday teleconferences during the 2008-09 season. The season's first teleconference will take place on Monday, January 5, 2009, and continue through Monday, March 9. Each coach will have 10 minutes to make an opening statement and answer questions. There will be an instant replay of each teleconference on the Conference's internet site TheACC.com each Monday afternoon.

### Teleconference Schedule:

Dino Gaudio, Wake Forest	10:30
Seth Greenberg, Virginia Tech	10:40
Dave Leitao, Virginia	10:50
Sidney Lowe, NC State	11:00
Roy Williams, North Carolina	11:10
Frank Haith, Miami	11:20
<b>Gary Williams, Maryland</b>	<b>11:30</b>
Paul Hewitt, Georgia Tech	11:40
Leonard Hamilton, Florida State	11:50
Mike Krzyzewski, Duke	12:00
Oliver Purnell, Clemson	12:10
Al Skinner, Boston College	12:20

## Directions to Comcast Center

### From Baltimore and Points North

Take I-95 South to Washington, D.C.'s Capital Beltway (I-495 West). Take Exit 27 and then follow signs to Exit 25 (U.S. 1 South toward College Park). Proceed approximately one mile south on Route 1; take the exit for 193 West (University Boulevard). At the first light, turn left onto Paint Branch Drive. The Comcast Center will be on your right.

### From Virginia and Points South

Take I-95 North to Washington, D.C.'s Capital Beltway (I-495). Continue north on I-95/I-495 toward Baltimore. Take Exit 25 (U.S. 1 South toward College Park). Proceed approximately one mile south on Route 1; take the exit for 193 West (University Boulevard). At the first light, turn left onto Paint Branch Drive. The Comcast Center will be on your right.

### From Virginia and Points West

Take I-66 East or I-270 South to Washington, D.C.'s Capital Beltway (I-495). Go East on I-495 toward Baltimore/Silver Spring. Take Exit 25 (U.S. 1 South toward College Park). Proceed approximately one mile south on Route 1; take the exit for 193 West (University Boulevard). At the first light, turn left onto Paint Branch Drive. The Comcast Center will be on your right.

### From Annapolis and Points East

Take U.S. 50 West to Washington, D.C.'s Capital Beltway (I-495). Go north on I-95/I-495 toward Baltimore. Take Exit 25 (U.S. 1 South toward College Park). Proceed approximately one mile south on Route 1; take the exit for 193 West (University Boulevard). At the first light, turn left onto Paint Branch Drive. The Comcast Center will be on your right.

### From Washington, D.C. (Northwest/Southwest)

Take 16th St. North which becomes Georgia Avenue North at the Maryland/D.C. line. Go East on I-495 toward Baltimore. Take Exit 25 (U.S. 1 South toward College Park). Proceed approximately one mile south on Route 1; take the exit for 193 West (University Boulevard). At the first light, turn left onto Paint Branch Drive. The Comcast Center will be on your right.

### From Washington, D.C. (Northeast/Southeast)

Take Rhode Island Avenue (U.S. 1 North) which becomes Baltimore Avenue North at the Maryland/D.C. line. Proceed through the city of College Park. Turn left at the main entrance (the intersection of Route 1 and Paint Branch Parkway). Take the immediate right onto Paint Branch Drive. The Comcast Center will be on your left.

## Covering The Terps

Key: [SE] - sports editor  
[ASE] - assistant sports editor  
[SD] - sports director  
[B] - beat writer  
[C] - columnist  
[SW] - staff writer  
[SA] - sports anchor  
[SR] - sports reporter  
[STH] - sports talk host  
[ESP] - exec. sports producer  
[SP] - sports producer  
[AM] - assignment manager  
[AE] - assignment editor

### Terrapin Sports Radio Network

**Johnny Holliday**  
ABC Radio  
1717 Desales St. NW  
Washington D.C. 20036  
(301) 946-4261 [home]  
(301) 946-9111 [fax]  
jholliday@aol.com

**Chris Knoche**  
cknock99@hotmail.com

### Print Outlets

**Washington Post**  
1150 15th St. NW  
Washington DC 20071  
(202) 334-7350  
(202) 334-7685 [fax]  
sports@washpost.com  
Emilio Garcia-Ruiz [SE]  
Matt Rennie [ASE]  
Steve Yanda [B]  
Michael Wilbon [C]  
Mike Wise [C]

**Baltimore Sun**  
501 North Calvert Street  
Baltimore, MD 21278  
(410) 332-6200  
(410) 783-2518 [fax]  
sports@baltisun.com  
Tim Wheatley [SE]  
Steve Marcus [ASE]  
George VanDaniker [ASE]  
Don Markus [B]  
Rick Maese [C]  
David Steele [C]  
Peter Schmuck [C]

**Washington Times**  
3600 New York Ave., NE  
Washington DC 20002  
(202) 636-3261  
(202) 529-7869 [fax]  
sports@washingtontimes.com  
Mark Hartsell [SE]  
Patrick Stevens [B]  
Dick Heller [C]

**Annapolis Capital**  
2000 Capital Drive  
Annapolis, MD 21404  
(410) 280-5923  
(410) 280-5953 [fax]  
sports@capitalgazette.com  
Joe Gross [SE]  
John McNamara [B/C]  
Bill Wagner [B]

**Washington Examiner**  
1015 15th St. NW, Suite 500  
Washington, DC 20005  
(202) 903-2000  
sports@dcexaminer.com  
Leon Saffelle [SE]  
Rick Snider [C]  
Craig Stouffer [SW]

**Baltimore Examiner**  
400 East Pratt St.  
Baltimore, MD 21202  
(410) 878-6148  
jgallo@baltimoreexaminer.com  
John Gallo [SE]  
Sean Walsh [B]

**Frederick News-Post**  
200 E. Patrick Street  
Frederick, MD 21701  
(301) 662-1177  
(301) 662-8299 [fax]  
sgoldberg@fredericknewspost.com  
Stan Goldberg [SE]  
John Cannon [SW]  
Brandon Oland [SW]

**Hagerstown Herald/Mail**  
100 Summit Ave.  
Hagerstown, MD 21740  
(301) 733-5131  
(301) 714-0245 [fax]  
sports@herald-mail.com  
Mark Keller [SE]  
Bob Parasiliti [B]

**Montgomery Gazette**  
1200 Quince Orchard Blvd.  
Gaithersburg, MD 20878  
(301) 670-2050  
(301) 670-7183 [fax]  
sports@gazette.net  
Brian Heard [SE]  
Josh Cooley [ASE]  
John Wehmuehler [ASE/SW]  
Jennifer Beekman [SW]  
Chay Rao [SW]  
James Peters [SW]

**Montgomery Sentinel**  
30 Courthouse Square  
Suite 405  
Rockville, MD 20850  
(301) 838-0788  
(301) 838-3458 [fax]  
editor-mc@thesentinel.com  
Brian Kareem [SE]  
Brandy Simms [SW]  
Ryan Gallagher [SW]

**Prince George's Gazette**  
13501 Virginia Manor Rd.  
Laurel, MD 20707  
(240) 473-7550  
(240) 473-7501 [fax]  
selkin@gazette.net  
Seth Elkin [SE]  
Adam Rubenstein [ASE]  
Ted Black [SW]  
Derek Toney [SW]  
Teron Hampton [SW]

**Salisbury Times**  
115 E. Carroll Street  
Salisbury, MD 21801  
(410) 845-4642  
(410) 749-7290 [fax]  
syonker@smppo.gannett.com  
Shawn Yonker [SE]  
Tim Brennan [SW]

**Terrapin Times**  
P.O. Box 993  
Bel Air, MD 21014  
(410) 594-9320  
(410) 256-8838 [fax]  
Kcfish4life@hotmail.com (and)  
kcav5@aol.com  
Keith Cavanaugh [SE]  
Mark Clem [SW]  
Mike Ashley [SW]  
Chris King [SW]

### Wire/National Services

**Associated Press**  
218 N. Charles St.  
Suite 330  
Baltimore, MD 21201  
(410) 837-8315 [AP]  
(410) 560-2735 [home office]  
(410) 837-4291 [fax]  
sptswtr@aol.com  
Dave Ginsburg [SE]

**USA Today**  
7950 Jones Branch Drive  
McLean, VA 22108  
(703) 854-7629  
(703) 854-2072 [fax]  
Tom O'Toole [SE]  
Kelly Whiteside [SW]  
Jack Carey [SW]  
Marlen Garcia [SW]

**ESPN/Network Radio Correspondent**  
Craig Heist  
9757 Mountain Laurel Way #1C  
Laurel, MD 20723  
(301) 490-8041 [home]  
(301) 906-8011 [cell]  
cheist@aol.com

### Student Media

**The Diamondback**  
3136 South Campus Dining Hall  
University of Maryland  
College Park, MD 20742  
(301) 314-8200  
(301) 314-8358 [fax]  
sportsdbk@gmail.com  
Adi Joseph [SE]  
Eric Detweiler [B]

**WMUC Radio**  
3130 South Campus Dining Hall  
University of Maryland  
College Park, MD 20742  
(301) 314-7866  
(301) 314-7879 [fax]  
Joey Whalen [SD]  
Mark Luff

### Radio Outlets

**Triple X Radio (94.3 -FM, 92.7-FM, 730 -AM)**  
8121 Georgia Ave, Suite 1050  
Silver Spring, MD 20910  
(301) 562-5800

**WHFS (105.7-FM) [Flagship]**  
600 Washington Ave  
Suite 201  
Baltimore, MD 21204  
(410) 828-7722  
(410) 821-8255 [fax]

**ESPN (1300-AM) [Flagship]**  
1423 Clake View Rd.  
Suite 100  
Baltimore, MD 21209  
(410) 823-1570  
(410) 821-5482 [fax]

**WBAL (1090-AM)**  
3800 Hooper Avenue  
Baltimore, MD 21211  
(410) 338-6592  
(410) 338-6675 [fax]  
sdavis@wbal.com  
Steve Davis [SD]  
Keith Mills [SA]  
Stan White [SA]  
Jared Ruderman [SP]

**WTEN (960-AM)**  
8750 Brookville Road  
Silver Spring, MD 20910  
(301) 770-5701  
(301) 881-8025 [fax]  
scottlinn@clearchannel.com  
Andy Pollin [SD]  
Steve Czaban [STH]  
Rick "Doc" Walker [STH]  
Chris Johnson [SP]  
Scott Linn [SA]  
Bram Weinstein [SR]  
Al Galdi [SA]  
Scott Jackson [SA]

**WCBM (680-AM)**  
1726 Reisterstown Road,  
Suite 117  
Baltimore, MD 21208  
(410) 580-6800  
(410) 580-6810 [fax]

**WFMD (930-AM)**  
5966 Grove Hill Road  
Frederick, MD 21703  
(301) 663-4181  
(301) 682-8018 [fax]

**WJFK (106.7-FM)**  
10800 Main Street  
Fairfax, VA 22030  
(703) 691-1900  
(703) 352-0111 [fax]

**WMAL (630-AM)**  
4400 Jenifer St.  
Washington DC 20015  
(202) 686-3020  
(202) 537-0009 [fax]  
Bryan.c.nehman@citicomm.com  
Bryan Nehman [SR]

**WNST (1570-AM)**  
1550 Hart Road  
Towson, MD 21286  
(410) 821-9678  
(410) 828-4698 [fax]  
steveh@wnst.net  
Paul Kopelke [GM]  
"Nasty" Nestor Aparicio [SD]  
Bob Haynie [STH]  
Steve Hennessey [SP]  
Ray Bachman [SP]  
Drew Forrester [STH]

**WOLB (1450-AM)**  
5900 Princess Garden Parkway  
Lanham, MD 20706  
(301) 306-1111  
(301) 306-1149 [fax]

**WTOP (820-AM, 103.5-FM)**  
3400 Idaho Ave., NW  
Washington DC 20016  
(202) 895-5060  
(202) 895-5149 [fax]  
djohnson@wtopnews.com  
Dave Johnson [SD]  
Byron Kerr [SR]  
Jonathan Warner [SR]  
Craig Heist [SR]

**TV Outlets**

**WBAL (NBC-11)**  
3800 Hooper Ave.  
Baltimore, MD 21211  
(410) 338-1750  
(410) 467-6671 [fax]  
11sports@thwbalchannel.com  
Gerry Sandusky [SD]  
Pete Gilbert [SA]  
Chris Dachille [SP]  
Amanda Chaffman [SP]  
Alison Cohen [SP]  
Tammy McElroy [SP]

**WBFF (FOX-45)**  
2000 W. 41st St.  
Baltimore, MD 21211  
(410) 467-5595  
(410) 467-5093 [fax]  
bcunningham@foxbaltimore.com  
Bruce Cunningham [SD]  
Amy Faddol [SA]  
Vince Villani [SP]  
Derek Fox [SP]

**WJZ (CBS-13)**  
Television Hill  
Baltimore, MD 21211  
(410) 578-7522  
(410) 578-0642 [fax]  
mpupo@cbs.com  
mdwilson@wjz.com  
Mark Viviano [SD]  
Mike Pupo [ESP]  
Stan Saunders [SR/SP]  
Matt Wilson [SP]

**WMAR (ABC-2)**  
6400 York Road  
Baltimore, MD 21212  
(410) 377-7558  
(410) 377-0493 [fax]  
martyan@wmar.com  
Scott Garceau [SD]  
Adam Martiyan [SP]  
Lori Snyder [SP]

**WJLA (ABC-7) Newschannel 8**  
1100 Wilson Blvd.  
6th Floor  
Arlington, VA 22209  
(703) 236-9499  
(703) 236-9263 [fax]  
ross@news8.net  
aparker@wjla.com  
Tim Brant [SD]  
Greg Toland [SA]  
Keith Abemethy [SP]  
Alex Parker [SP]  
Ross MacCallum [SP]

**WRC (NBC-4)**  
4001 Nebraska Ave. NW  
Washington, DC 20016  
(202) 885-4451  
(202) 885-4002 [fax]  
wrcsports@nbc.com  
Lindsay Czarniak [SA]  
Dan Hellie [SA]  
Hakem Dermish [SA]  
Brett Feinberg [ESP]  
Jeff Greenberg [ESP]

**WTTG (FOX-5)**  
5151 Wisconsin Ave.  
Washington, DC 20016  
(202) 895-3026  
(202) 895-3010 [fax]  
feldyfox5@yahoo.com  
Dave Feldman [SD]  
Dave Benz [SR]

**WUSA (CBS-9)**  
4100 Wisconsin Ave. NW  
Washington, DC 20016  
(202) 895-5600  
(202) 363-6472 [fax]  
9news@wusa9.com  
Brett Haber [SD]  
Sara Walsh [SA]  
Levan Reid [SA]  
Matt King [SP]

**WHAG (NBC-25)**  
13 E. Washington St.  
Hagerstown, MD 21740  
(301) 797-4408  
(301) 745-4093 [fax]  
dsampson@nbc25.com  
Doug Sampson [SD]  
Karen Loftus [SA]  
Steve Rowings [SR]

**Comcast SportsNet**  
7700 Wisconsin Ave.  
Suite 200  
Bethesda, MD 20814  
(240) 497-3401  
(240) 497-3434 [hotline]  
(301) 718-3324 [fax]  
jyasharoff@comcastsportsnet.com  
Chick Hernandez [SA]  
Brent Harris [SA]  
Joe Yasharoff [AM]  
Heather Schwartz [AE]  
Michele Gordon [SP]

**Prince George's Co. Cable News 15**  
9475 Lottsford Rd.,  
Suite 125  
Largo, MD 20774  
(301) 386-7627  
(301) 322-6132 [fax]  
Dave Goldman [SD]  
David Barnes [SP]  
Chris Marks [SR]

# TERRAPINS IN THE

**Joe Smith**  
Oklahoma City Thunder

**Chris Wilcox**  
Oklahoma City Thunder

**D.J. Strawberry**  
Houston Rockets  
SUNS

**Juan Dixon**  
Washington Wizards

**Steve Francis**  
Houston Rockets

**Steve Blake**  
Portland Trailblazers





**2008-09 MARYLAND TERRAPINS**  
**BASKETBALL**

