



# MARYLAND

MARYLAND & RARE BOOKS  
UNIVERSITY OF MARYLAND  
LIBRARY

FOOTBALL GUIDE  
FOR  
PRESS . RADIO . TV



W. O. R.  
E. H. O. R.



Digitized by the Internet Archive  
in 2012 with funding from  
LYRASIS Members and Sloan Foundation

**1967**

**MARYLAND**

**FOOTBALL GUIDE**

**• Press • Radio • TV**

Front Cover—New Coach Bob Ward, Maryland '52.

Bob isn't the first ex-Maryland star to return to his alma mater as head football coach, but he was Maryland's first all-America, having attained that pinnacle of football fame both as a junior and senior guard in 1950 and 1951 when he weighed 185. That, incidentally, is his weight today.

More about Bob on page 12

# INDEX

	Page
All-Americas at Maryland .....	49-50
All-Conference Selections .....	52-54
All-Time Records .....	54-61
(Individual and Team—Game, Season, Career)	
Alphabetical Roster .....	22-23
Athletic Council .....	10
Athletic Director Cobey .....	8
Basketball Schedule for 1967-68 .....	69
Bowl Records of Maryland Teams .....	4
Coach Ward .....	12-13
Assistant Coaches:	
Hawkins-Steigleder .....	14
Jorge-Montero .....	15
Justice-Kern .....	16
D'Orazio-Steimle-Branzell .....	17
Trainers, Fry-Mettler .....	18
Coaches Thru the Years, Frosh Schedule .....	70
Coaches' Records .....	66-67
Depth Charts for 1967 .....	24
Facts About Maryland .....	2
Freshmen's 1967 Schedule .....	70
Interpreting the Terps (Thumbnails) .....	25-36
Itinerary for 1967 .....	4
Numerical Roster .....	19
Opponents for 1967:	
Clemson .....	43
North Carolina .....	40
North Carolina State .....	39
Oklahoma .....	37
Penn State .....	42
South Carolina .....	41
Syracuse .....	38
Virginia .....	45
Wake Forest .....	44
Outlook for 1967 .....	21
President Elkins .....	7
Press, Memo To .....	3
Press, The Terp .....	68
Pronunciation Chart .....	4
Results for 1966 .....	4
Roster for 1967 .....	22-23
Schedule, Varsity .....	4
Special Terp Awards .....	51-52
Statistics for 1966 .....	46-48
The University .....	6
Year-by-Year Records .....	62-66

# FACTS ABOUT MARYLAND

NAME ..... University of Maryland  
FOUNDED ..... 1807  
LOCATION ..... College Park, Md.  
PRESIDENT ..... Dr. Wilson H. Elkins  
ENROLLMENT (College Park Campus only) ..... 22,230  
ATHLETIC DIRECTOR ..... William W. Cobey  
TICKET MANAGER ..... Eddie Bean  
SPORTS INFORMATION DIRECTOR ..... Bill Dismer  
CONFERENCE ..... Atlantic Coast  
NICKNAME ..... Terrapins, Terps  
COLORS ..... Red & White, Black & Gold  
MASCOT ..... A Motorized Terrapin ("Testudo")  
STADIUM ..... Byrd (35,000)  
HEAD COACH ..... Bob Ward (Maryland '52), First Year

## His Coaching Background

1952-56: Offensive line coach, Maryland  
1957-58: Line Coach, Iowa State  
1959-62: Assistant Coach, Oklahoma  
1963-65: Assistant Coach, Iowa State  
1966: Assistant Coach, Army

**ASSISTANTS:** Ralph Hawkins (Maryland '58), Ernie Jorge (St. Mary's '38), Howard Justice (Simpson '53), Fred Kern (Maryland '59), Dominic Montero (LaSalle '46), Tom Steigleder (Oklahoma Central '60), Chuck Steimle (Iowa State '64), Fred D'Orazio (George Washington '66), Joe Branzell.

SYSTEM ..... T  
TRAINER ..... William "Spider" Fry  
ASSISTANT TRAINER ..... Kenneth Mettler  
MOVIE PHOTOGRAPHER ..... Eddie Killian  
LETTERMEN RETURNING: 23

OFFENSIVE END: Rick Carlson  
OFFENSIVE TACKLES: Mike Grace, Chuck Tine  
OFFENSIVE GUARDS: Fred Gawlick, Ed Gunderman, Ed Kane  
OFFENSIVE CENTER: Larry Vince  
QUARTERBACK: Alan Pastrana  
RUNNING BACKS: Billy Lovett, Ernie Torain, Ralph Donofrio  
FLANKER BACK: Billy Van Heusen  
DEFENSIVE ENDS: Billy Bach, Tom Plevin  
DEFENSIVE TACKLES: Tom Myslinski, John Miloszewski  
LINEBACKERS: Pat Baker, Jim Lavrusky, Ron Pearson,  
Art Brzostowski  
SECONDARY BACKS: Carl Mortensen, Tony Santy, Lou Stickel  
LETTERMEN LOST FROM 1966 SQUAD: 13  
OFFENSIVE END: Chip Myrtle  
OFFENSIVE TACKLES: Tom Cichowski, Bob York  
OFFENSIVE GUARD: Milan Vucin  
CENTER: Joe Simoldoni  
RUNNING BACK: Wymard McQuown  
KICKING SPECIALIST: Bernardo Bramson  
DEFENSIVE ENDS: Dick Absher, John Trachy  
LINEBACKERS: Mike Hoch  
DEFENSIVE BACKS: Bobby Collins, Fred Cooper, John Hetrick

## MEMO TO THE PRESS AND RADIO-TV BROADCASTERS

You'll only be visiting Byrd Stadium for four home games this fall, but we want you to know you are welcome to our office any time and we look forward to seeing you each Tuesday at our weekly press conference at the University's adult education center just a half-mile west of the stadium.

Luncheons start at noon and you should be on your way by 1:30 o'clock.

Probably the best news for you is that freshly-sodded Byrd Stadium has a new, up-to-date clock with the playing time remaining being shown by the count-down in lighted figures rather than the old, difficult-to-decipher sweep hands.

Requests for working space in the Byrd Stadium press box and photographers' credentials should be made to the undersigned. Tickets will be distributed the first of the week of each game. Orders received too late for mailing will be held at Booth No. 6 (to the right of the stadium's main entrance). Wire and telephone requirements should be handled through your local Western Union office.

A radio booth is reserved for the visiting team's official station and located on the lower level of the press box, to the right as you enter.

Scouts of the next immediate opponent of each team are assigned seats in the upper (working) press box; all other scouts are given seats in the lower box.


Parking permits are assigned to those covering the game. They permit parking in Z Lot, immediately in front of the main entrance and the area adjacent to the Cole Field House.

The site of Coach Ward's post-game interviews will be announced later, as renovations were being made in the stadium's dressing rooms as this book went to press. The visiting coach will be available in the vicinity of his team's dressing room. For those writing on deadlines, a transcript of their remarks will be typed and distributed in the press box.

This office will mail out current stats each Sunday. It also has an ample supply of photographs of Maryland's top players. Please do not hesitate to call us for any assistance we might offer.

TELEPHONES: Day—Area Code 301, UNION 4-4076 or 454-2123  
Night — Area Code 202, WOODLEY 6-6244

BILL DISMER  
Sports Information Director  
University of Maryland



## 1967 SCHEDULE

DATE	OPPONENT — SITE	KICKOFF		PRICE
		TIME		
Sept. 30	Oklahoma at Norman, Okla.	2:20	CDT	\$5.00
Oct. 7	Syracuse at College Park, Md.	1:30	EDT	\$5.00
Oct. 14	North Carolina State at College Park, Md.	1:30	EDT	\$5.00
Oct. 21	North Carolina at Chapel Hill, N.C.	1:30	EDT	\$5.00
Oct. 28	South Carolina at Columbia, S.C.	7:30	EDT	\$5.00
Nov. 4	Penn State at College Park, Md.	1:30	EST	\$5.00
Nov. 11	Clemson at Clemson, S.C.	2:00	EST	\$5.00
Nov. 17	Wake Forest at Winston-Salem, N.C.	7:30	EST	\$5.00
Nov. 25	Virginia at College Park, Md.	1:30	EST	\$5.00

## MARYLAND'S BOWL RECORD

Won: 2 — Lost: 2 — Tied: 1

1948	Gator Bowl	Maryland	20	Georgia	20
1950	Gator Bowl	Maryland	20	Missouri	7
1952	Sugar Bowl	Maryland	28	Tennessee	13
1954	Orange Bowl	Maryland	0	Oklahoma	7
1956	Orange Bowl	Maryland	6	Oklahoma	20

## 1966 RESULTS

Won 4, Lost 6

### Maryland

7	Penn State	15 (Away)
34	Wake Forest	7 (Home)
7	Syracuse	28 (Away)
21	Duke	19 (Home)
28	West Virginia	9 (Home)

### Maryland

14	South Carolina	2 (Home)
21	N.C. State	24 (Away)
10	Clemson	14 (Home)
17	Virginia	41 (Away)
21	Florida State	45 (Away)

## MARYLAND'S ITINERARY FOR 1967 SEASON

### HEADQUARTERS

	Date	Opponent
Ramada Inn, Oklahoma City, Okla	Sept. 29-30	Oklahoma
Holiday Inn, West Durham, N.C.	Oct. 20-21	North Carolina
Tremont Columbia Motel, Columbia, S.C.	Oct. 27-28	South Carolina
Jack Tar Poinsett, Greenville, S.C.	Nov. 10-11	Clemson
Sheraton Motor Inn, Winston-Salem, N.C.	Nov. 16-17	Wake Forest

## PRONUNCIATION CHART

Brzostowski — Bra-TOW-ski  
 Ciambor — See-AM-bore  
 Demczuk — Dem-chuck  
 Donofrio — Don-AH-free-o  
 Drimal — "i" as in rim

Gareis — GARE-is  
 Kubany — Ku-BANE-ie  
 Miloszewski — MILLO-SHEW-ski  
 Myslinski — Miss-lin-ski



# THE UNIVERSITY



*University  
of  
Maryland*  
COLLEGE PARK CAMPUS

# THE UNIVERSITY OF MARYLAND

The University of Maryland has a rich and proud history and a dynamic future.

Three decades after the Declaration of Independence was signed a College of Medicine was established in Baltimore, the fifth such school in the United States. The first seven students enrolled received their lectures in the homes of their professors.

In 1812, the State Legislature authorized the College of Medicine of Maryland to appoint and annex to itself three other colleges and facilities — Divinity, Law and Arts and Sciences. These four colleges became known as the University of Maryland. In the years that followed the departments of Dentistry and Pharmacy as well as the Training School for Nurses was created within the College of Medicine.

Meanwhile on the old Rosborough Estate, 30 miles south of Baltimore near Washington, D.C., another institution, the Maryland Agricultural College was developing.

In 1856, as a result of interest generated by a group of farsighted Maryland farmers, the State legislature passed an act to establish and endow an agricultural college, making it the second such institution established in the Western Hemisphere. In 1862 the college became a land-grant institution under the act of the United States Congress.

In 1920 the State Legislature passed an act which merged the University of Maryland (Baltimore) with the Maryland State College of Agriculture (College Park). It was given the name University of Maryland.

To meet the growing demands of higher education both the Baltimore and College Park campuses grew in size and diversity.

Last year another dimension in the University's continuing effort to meet the needs of the State was added — the University of Maryland's Baltimore County Campus.

Approximately 750 freshmen students enrolled in courses on the new 445-acre campus located near Catonsville.

A recent study forecasted that the new branch campus will reach the size of its College Park counterpart in 20 years.

Broadly, the University's program seeks to attain its objective through three main avenues of endeavor. First, through the educational programs at home and abroad; second, through research activities in College Park and in Baltimore and through agricultural programs in various sections of the State; and third, through service to farm groups, commerce and industry.

The University makes available more than 2,000 courses of instruction, ranging through the entire field of human knowledge. More than 1,500 courses are offered at College Park. Courses are offered, through University College, in 178 centers overseas and 60 centers stateside and are based on those offered at College Park.

The instructional program is carried on through 57 separate departments in the nine basic colleges at College Park and through 48 departments in the six professional schools in Baltimore. The graduate school offers advanced degrees in 54 disciplines. The Department of Air Science conducts a voluntary four-year curriculum leading to a commission in the Air Force.

The University offers fourteen different categories of degrees ranging from the B.A. and B.S. to Ph.D.

As President Wilson H. Elkins has pointed out, the University's chief product is its graduates, Maryland educated men and women who contribute to the professional life of their State and nation.



**DR. WILSON H. ELKINS**  
PRESIDENT, UNIVERSITY OF MARYLAND



**WILLIAM W. COBEY**  
DIRECTOR OF ATHLETICS



**DR. JOHN E. FABER**  
CHAIRMAN OF THE ATHLETIC COUNCIL

# THE ATHLETIC COUNCIL

DR. JOHN E. FABER — *Chairman*

MR. WILLIAM W. COBEY — *Director of Athletics*

Tom Hendrickson ..... President, Student Government Association  
Dr. Charles A. Taff ..... Professor and Head, Business Administration  
Dr. Robert C. Wiley ..... Associate Professor in Horticulture  
Mr. Emmett T. Loane ..... President, Alumni Association  
Mr. Warren L. Strausbaugh ..... Head, Dept. of Speech, Dramatic Art  
Dr. Marvin H. Eyerl .... Professor and Head, Dept. of Physical Education  
Dr. Henry A. Lepper ..... Professor of Civil Engineering


## Department of Intercollegiate Athletics

Sports Information Director ..... Bill Dismer  
Ticket Manager ..... Eddie Bean  
Administrative Assistant ..... Alfred J. "Duke" Wyre  
Secretary to Mr. Cobey ..... Mrs. Betty Francis  
Secretary to Mr. Bean ..... Mrs. Helen Ball  
Secretary to Mr. Dismer ..... Mrs. Verna Rupert  
Secretary to Coach Ward ..... Miss Eleanor Peddicord  
Secretary to Coach Fellows ..... Mrs. Cerne Redd  
Baseball Coach ..... Elton S. "Jack" Jackson  
Basketball Coach ..... Frank Fellows, Jr.  
Assistant Basketball Coach ..... Tom Young  
Freshman Basketball Coach ..... Tom Davis  
Golf Coach and Director of University Course ..... Frank Cronin  
Lacrosse Coach ..... John D. Howard  
Assistant Lacrosse Coach ..... C. Rennie Smith  
Soccer, Tennis Coach ..... Doyle Royal  
Swimming Coach ..... Bill Campbell  
Track, Cross-Country Coach ..... Jim Kehoe  
Wrestling Coach ..... William E. "Sully" Krouse  
Head Trainer, Assist. Trainer ..... William "Spider" Fry, Kenny Mettler  
Equipment Managers ..... Kermit "Chief" Cissell, Don Hutchison  
Head of Facilities ..... Charles "Lindy" Kehoe  
Student Assistants to the S.I.D. .... Bob Stumpff, Bill Flynn

## The Football Coaches

Head Coach ..... Bob Ward  
Assistant Coach (Coordinator of Offense) ..... Tom Steigleder  
Assistant Coach (Coordinator of Defense) ..... Ralph Hawkins  
Assistant Coach (Offensive Line) ..... Ernie Jorge  
Assistant Coach (Defensive Line) ..... Fred Kern  
Assistant Coach (Defensive Backs) ..... Howard Justice  
Assistant Coach (Freshman) ..... Dim Montero  
Assistant Coach ..... Chuck Steimle  
Assistant Coach ..... Fred D'Orazlo  
Chief Personnel Scout and Recruiter ..... Joe Branzell

# THE ATHLETIC DEPARTMENT





"My entire career has been directed toward the goal of becoming a head football coach . . . it has always been my hope to some day return to Maryland as the head coach".

With those words Bob Ward, Maryland's first all-America (in 1950), formally accepted his appointment as Maryland's football coach at a press conference in the Trophy Room of Cole Field House last December 30.

This is Ward's first head coaching job, but the preparation he has



had for such a position has been thorough. He has been an assistant under two of the greatest college coaches of the century: the late Jim Tatum here at Maryland and Bud Wilkinson at Oklahoma. In addition he has been an assistant coach at Iowa State and Army. He was given much of the credit for developing the cadets' great defensive line last year which yielded only four touchdowns in eight of their 10 games.

These positions followed a brilliant career as a college player here at College Park where he twice was chosen an all-America guard — at 185 pounds! That weight earned him Tatum's accolade as "the greatest little player, ounce for ounce. I've ever seen". He captained every team he ever played on, from high school through the 1952 College All-Stars.

Ward played four years of varsity football at Maryland during the immediate post-World War II period when freshmen were eligible to play varsity sports. He had been an Army paratrooper before enrolling at Maryland in 1948.

As a sophomore, in 1949, he was the "lineman of the year" of the Southern Conference in which Maryland was a member prior to the formation of the Atlantic Coast Conference. And in the 1950 Gator Bowl in Jacksonville he was named the most valuable player as he and his Terp teammates whipped Missouri, 20-7.

The following year, as a defensive guard, he made the All-America teams of LOOK, NEA, COLLIER'S and HELMS ATHLETIC FOUNDATION, and the second all-Americans of the UPI and INS. His playing time averaged 50 minutes a game and he often was referred to as "the fifth man in the opponent's backfield". His junior year was climaxed when the Washington Touchdown Club selected him as the outstanding college player of the area.

As co-captain during his senior year Bob played offensive guard and occasionally saw service with the defensive unit. He not only was a unanimous all-America choice but the outstanding lineman of the country. Following a particularly brilliant performance against Georgia, when he played with a broken hand, he was named the country's "lineman of the week".

Maryland capped its 10-0 season with a 28-13 conquest of Tennessee in the 1952 Sugar Bowl. That year the Washington Touchdown Club named him "Lineman of the Year". The following August he captained the College All-Stars in Chicago's Soldier Field against the Los Angeles Rams.

His jersey number — 28 — is the only number that has ever been retired by Maryland officials.

That he didn't restrict his extracurricula campus activities to football is seen by his ascendancy to the vice presidency of the Maryland Student Government Association, his election to Omicron Delta Kappa (honorary leadership fraternity) and membership in Phi Delta Theta social fraternity. He also was listed in Who's Who in American Colleges and Universities.

Bob is married to the former Ellen Zalesak of Union, N.J., and they have a fine family of four: Jim, 16; Kathie, 15; Bob, jr., 14, and Kelly, 10.

His former positions, in chronological order:

1952-55 Maryland's offensive line coach in regular season play; under Coach Jim Tatum. Two of the four teams were undefeated; two were Orange Bowl teams.

1956 First assistant at Maryland under Coach Tommy Mont.

1957-58 Line coach at Iowa State, '58 team known as "The Dirty Thirty" . . . only two of squad weighed more than 200.

1959-62 Assistant coach at Oklahoma under Bud Wilkinson.

1963-65 First assistant at Iowa State under Coach Clay Stapleton.

1966 Assistant coach, U.S. Military Academy. In charge of defense.

1967 HOME — at MARYLAND!

## THE ASSISTANT COACHES



**TOM STEIGLEDER**, the offensive coordinator who served in that capacity for two years at Iowa State (one year with head coach Ward) whence he came to Maryland. One of the outstanding junior college coaches in the southwest for 10 years during which he compiled an 81-21-6 record, including six bowl games for his Arkansas City and Henderson teams. Many of his junior college players developed into outstanding college stars.

A very analytical-minded coach, "Steeg" was an Oklahoma high school coach for five years before joining the college ranks. He played his college football at Oklahoma Central, quarterbacking his way to four letters.


In charge of the offense at Iowa State, Steigleder had the satisfaction of seeing the Cyclones lead the Big Eight conference in passing both of his years there. One year his quarterback set a conference passing record, while an end set a league mark for pass-receiving.

Thirty-eight years old, "Steeg" is married to the former Barbara Smith. They have a son and a daughter — Terri, 15, and Smith, 7.

**RALPH HAWKINS**, the defensive coordinator who is an area native and who played quarterback and halfback on Maryland teams of the mid-50s when head coach Ward was an assistant under the late Jim Tatum and Tommy Mont. Became head coach at nearby Bishop Dennis O'Connell High in 1958 and subsequently an assistant at Maryland, Southern Methodist, Kentucky and Army. Most of his ideas on defensive coaching were formulated under head coach Charley Bradshaw at Kentucky where he served five years.



Last year, at West Point where he served with Ward, he shared honors with Maryland's new head coach for helping Army develop what critics called "Cahill's miracle team".

Thirty-one, Hawkins was born in Washington, D.C.'s "Foggy Bottom" district, now the site of the Kennedy Fine Arts Center, and played his high school football at St. John's. He was married last January to the former Carol Ann Hench.




**ERNIE JORGE**, who will handle the offensive line, is a native of California where he coached after playing at St. Mary's. He has probably the broadest experience in coaching of any of the staff. After participating in three sports — football, baseball and track — at St. Mary's where he captained the grid team in 1937 and received the most loyal player award, Ernie started his coaching career at Modesto (Calif.) High, leading it to three championships during his six years there. He spent the next six years at the College (now University) of the Pacific, the last two as head coach. He twice led the Tigers into the Sun Bowl before accepting an assistant's job with the old Chicago Cardinals of the NFL. After two years with the pros, Jorge joined the Naval Academy's staff at Annapolis and served there 12 years including the 1966 season. He and the late Eddie Erdelatz were the closest of friends. While serving with the middies, Navy defeated Army six times in the 12 games played. Two were tied.

Ernie is married to the former Dorothy Lucas and they have a grown daughter, Mrs. Joanne Wilkins. But don't let his 53 years fool you! He can still get out there and mix it with his students 35 years younger.



**DIM MONTERO**, Ward's administrative assistant and freshman coach. Here is a man who had a very successful career as a high school coach with four undefeated seasons at Salesianum (Del.), marked by winning streaks of 29 and 22 straight victories. Dim not only can coach with the best but has a genuine understanding of young men just out of high school. His closest friends will tell you his qualities run deep and that he shows that football is not all blocking and tackling. Yet he is an excellent technician, and his coaching technique earned him honors as national Catholic coach-of-the-year in 1954. Twelve years later he was Delaware's coach-of-the-year. Last season, his first out of coaching in 20 years, he taught American history at Salesianum.

Before turning to high school ranks, Dim had been head coach at Washington College, King College and an assistant at VMI. He is a graduate of LaSalle ('46) and married to the former Dottiejean Klein. They have three children: Dennis, 17; Dianne, 14, and Denise, 12.



**HOWARD JUSTICE**, who will coach the defensive ends and linebackers, is the second assistant with whom head coach Ward served at Iowa State. Prior to his tenure there, Justice had been one of the most outstanding high school coaches in Iowa—at Fontanelle, Exira, Estherville and Atlantic. His overall record for those years was 76-26-6.


A graduate of Simpson with AB and MS degrees, Howard played both football and baseball for his alma mater.

Thirty-six years old, he is married to the former Norma Stegeman. They have three children: Vicki, 14; Steve, 11, and Craig, 6.



**FRED KERN**, the third Maryland alumnus of the coaching staff who, like Coach Montero, had an impressive record as high school coach. During the four years, 1963-'66, Kern led Calvert Hall of Baltimore to a 29-9-1 record. Last year his team shared the city championship with Baltimore City College, his own high school in scholastic years.

He was an all-state football selection while in high school and played both football and lacrosse here at Maryland. His play in the latter sport earned him honorable mention for the all-America squad of 1959.

Thirty-one, Kern is married to the former Pat Stretmater, also a Maryland graduate. They have four children: Fred, 7; Kathy, 6; Joanne, 3, and Mary Pat, 2.



**FRED D'ORAZIO**, a fine defensive back with George Washington in the early '60s who coached and served as a PE instructor at Bishop O'Connell High after graduating in June 1966. Twenty-four years old, Fred is a native of Jeanette, Pa. and recently married a former GW coed, Emily Mintz.



**"CHUCK" STEIMLE**, a guard at Iowa State from 1961-63, playing under Coach Ward his senior year . . . Played a year of pro ball with Montreal in the Canadian League before returning to coach the freshmen at Iowa State in 1965. Last year worked with the Recreation Department of Columbus, Ohio. Calls Peoria, Ill. his home, is 24 and single.

**JOE BRANZELL**, a well-known figure in area athletics for years, having coached Washington Boys' Club teams for a quarter century before becoming affiliated with the Washington Baseball Senators as their territorial scouting supervisor. The championships his various teams have won approach 100. He won four national baseball championships as coach of Washington's Federal Storage team (in 1947, 1956, 1960 and 1962) and two football championships in one year, 1956. That season he coached the Boys' Club of Washington All-Stars to victory in a bowl game at Lakeland, Fla., and followed that with a national midget football title in a Pop Warner Foundation game.

Joe will serve as Maryland's chief personnel scout and recruiter.



## THE TRAINERS



**HEAD TRAINER WILLIAM "SPIDER" FRY**, a University graduate and former assistant trainer here, returns to his alma mater after five years as head trainer at Dartmouth. He replaced Alfred J. "Duke" Wyre who, after 18 years as Maryland's head trainer, moved up as an assistant in the athletic department.

"Spider" took his B.S. degree from Maryland in 1951. During his undergraduate days here he played on the Terps' perennially successful soccer team. Although born in Norristown, Pa., Fry attended high school in Elkton, Md. He is a member of the National Athletic Trainer' Association and past secretary of District III of that group.

He is married to the former Sandy Van Fossen and they had their first child in August. Mrs. Fry is a graduate of Penn State.


Under his supervision, Maryland's training room has been completely renovated and modernized and now ranks with one of the best in the country.

**ASSISTANT TRAINER KENNETH METTLER**, like Fry, is a Maryland product, having taken his B.S. degree here in 1965. He also had been an assistant trainer and head student trainer here before becoming head trainer at Lehigh in 1965.


Kenny is one of those rare specimens, a native of Washington, D.C., although he attended Northwestern High School, within a short distance of the university. He currently is working on his master's degree in physical education and teaches a course in athletic training.

He is a prospective father with his wife, the former Diane Euker, expecting early in October. Kenny also is a member of the National Athletic Trainers Association, a member of that body's national ethics committee and editor and publisher of the District UUU trainers' newsletter.





**KERMIT "Chief" CISELL**  
Equipment Manager



**DON HUTCHISON**  
Ass't. Equipment Manager

## NUMERICAL ROSTER

1	Tomcho, Joe	QB	55	Lavrusky, Jim	DB
2	Faries, Bob	QB	56	Swan, Don	LB
3	Drimal, Chas.	QB	57	Brzostowski, Art	DT
4	Sniscak, Jim	QB	58	Kecman, Dan	LB
5	Flaherty, Jim	QB	59	Marks, Jerry	DT
10	Stalnaker, Wally	DB	60	Pearson, Ron	G
11	Ciambor, Steve	DB	62	Kane, Ed	LB
12	Pastrana, Alan	QB	63	Tine, Chuck	G
15	Santy, Tony	S	64	Gunderman, Ed	DT
16	Pancza, Joe	FLA	65	Miloszewski, John	DT
20	Lovett, Billy	FB	66	Grace, Mike	DG
21	Mortensen, Carl	DB	67	Newby, Tom	G
22	Torain, Ernie	TB	68	Gebhardt, John	DB
23	Perna, George	HB	69	Bowman, Charles	DG
24	Haley, Bob	DB	70	Plevin, Billy	DT
25	Brant, Mike	S	71	Bach, Billy	T
26	Demczuk, Bernard	FLA	72	Kubany, Glenn	T
30	Lord, Bob	S	73	Dill, John	T
32	Foran, Jim	S	74	Olecki, Bruce	T
33	Lee, Alvin	DB	75	Sonntag, Ralph	DE
34	Perticari, Charles	K	76	Friedgen, Ralph	G
36	Corburn, Greg	LB	77	Myslinski, Tom	T
40	Grant, Bill	DE	78	Sullivan, Bill	LB
41	Stickel, Lou	DE	79	Gawlick, Fred	T
42	Sinibaldi, Tom	G	80	Kirschensteiner, Bill	E
43	Lebedz, Joe	FB	81	Imphong, Mike	E
44	Donofrio, Ralph	FB	82	Gareis, Hank	FLA
45	Van Heusen, Billy	E	83	Carlson, Rick	E
46	Christian, George	G-LB	84	Hennessy, Jim	DT
50	Stull, Jim	C	85	Lawrence, Jimmy	HB
51	Vince, Larry	C	86	Beckward, Gary	S
52	MacBride, Bob	C	87	Brannon, Jim	S
53	Baker, Pat	DE	88	Gillespie, Bill	E
54	Stubljar, Mike	C	89	Bracken, Lou	DE



**QUARTERBACK ALAN PASTRANA**



## THE GENERAL OUTLOOK

It would take a real prophet, gazing at a crystal ball 24 hours a day, to qualify to answer the question: How will Maryland fare on the gridiron in 1967? Many imponderables were apparent as this guide went to press, early in August, and the answers couldn't begin to come until the football season, for most teams, is well under way. Many of the country's elevens will have played two games by the time the Terps line up against Oklahoma on September 30.

Question No. 1 — Will Alan Pastrana, the No. 1 quarterback who set Atlantic Coast Conference and Maryland passing records with 17 touchdown passes and 1,499 yards, have fully recovered from his knee operation in April and be the same brilliant tosser he was as a junior in 1966?

Question No. 2 — How will the seniors on the squad react toward their third set of coaches in as many years?

Question No. 3 — Will head coach Bob Ward, dedicated as he is to his alma mater and flanked by two other ex-Terps on his staff, be able to infuse the spirit he and they had during their playing days into their successors of 1967?

It's a rough start which has been handed Ward as he inaugurates his head coaching career: Oklahoma on the Sooners' homefield as an opener and Syracuse, perennial Eastern power, his opposition as he makes his debut before College Park fans a week later. Maryland never has beaten Oklahoma in three attempts and Syracuse has taken the last two games from the Terps with touchdowns to spare.

We know this much about Ward: he's been under some of the best coaching brains in college football; known discipline — and physical condition — as demanded by one of the nation's best schools, West Point, and is determined to have his players in shape to face the toughest.

A glance at the depth chart reveals seven lettermen on the top offensive unit and six on the No. 1 defensive team. Two of the starting backfield, at spring's end, were sophomores, as are the centers on the two top offensive units.

Billy Van Heusen, a senior split end who tied a Maryland record by catching seven touchdown passes last season and led the team with 25 receptions for 536 yards, seems set for a good year. He also will do most of the punting, having averaged an even 40 yards with 46 kicks last year. Billy Lovett, who was the top ground-gainer last year as a soph with a 4.6 average, is the other vet in the backfield with Pastrana. The sophs are Kenny Dutton, a negro speedster from Baltimore and Jimmy Lawrence, a compactly-built 175-pounder from Chesapeake, Va.

Defensively, the first unit has several standouts. Billy Bach and Tom Plevin, 208 and 205, respectively are the best tacklers with Mike Grace, Lou Bracken and Pat Baker completing the front line.

Jim Lavrusky and Lou Stickel, both seniors, are outstanding in the secondary. In addition to being hard, sure tacklers, each intercepted three passes last year with average runbacks of 16 and 19 yards. They're as good as any defensive backs in the Atlantic Coast Conference.

College Park fans aren't expecting Ward to do it all in a year. And they know that his first recruits won't be on display until 1968. But they'd love to see him turn in a winner, or even a break-even team. With a little luck, he could.

# 1967 ALPHABETICAL ROSTER

("D" Before Position Denotes Defensive)

Name	No.	Pos.	Hgt.	Wt.	Age	Cl.	Hometown	Major
Bach, Billy	71	DG	6-5	208	20	Jr.	Larchmont, N.Y.	BPA
Baker, Pat	53	DB	5-11	182	21	Sr.	Altoona, Pa.	PE
Beckward, Gary	86	S	6-2	207	19	So.	Cumberland, Md.	Education
Benedetti, John		E	6-1	186	18	So.	Plains, Pa.	BPA
Bowman, Charles	69	DG	6-3	200	19	So.	Williamsburg, O.	BPA-Pub. Rel.
Bracken, Lou	89	DB	6-2	191	19	Jr.	Altoona, Pa.	BPA-Accounting
Brannon, Jim	87	S	6-4	198	18	So.	Cumberland, Md.	BPA
Brant, Mike	25	S	5-10	180	19	Jr.	Avondale, Md.	Elec. Engr.
Brzcstowski, Art	57	DE	6-0	215	21	Sr.	Bayone, N.J.	PE
Callahan, Jim	86	DG	6-2	220	20	So.	Lewisdale, Md.	Ind. Educ.
Carlson, Rick	83	E	6-3	194	19	Jr.	Willingboro, N.J.	Sec. Educ.
Christian, George	46	G-LB	6-0	205	19	So.	South Bend, Ind.	Arts-Sci
Ciambor, Stephen	11	DB	5-10	172	18	So.	Cheektowaga, N.Y.	PE
Corburn, Greg	36	LB	5-9	175	19	So.	High Point, Md.	PE
Costello, Jim		DT	6-2	203	20	So.	Hyattsville, Md.	PE
Delgrange, Vince		E	6-4	206	20	Jr.	Cumberland, Md.	PE
Demczuk, Bernard	26	FLA	6-0	170	19	So.	Baltimore, Md.	Arts-Sci
Dill, John	73	T	6-1	208	20	So.	Washington, D.C.	PE
Donofrio, Ralph	44	FB	6-0	189	20	Sr.	Wilmington, Del.	BPA-Mark
DiOrio, Joseph	72	DG	6-0	204	19	So.	Newark, N.J.	PE
Drimal, Chuck	3	QB	6-2	185	18	So.	Valley Stream, N.Y.	Pre-Law
Dutton, Kenny	31	TB	5-10	174	18	So.	Baltimore, Md.	PE
Faries, Bob	2	QB	6-1	187	19	Jr.	Glenolden, Pa.	BPA-Econ
Fitzpatrick, Paul	35	TB	6-2	190	18	So.	Buffalo, N.Y.	BPA
Flaherty, Jim	5	QB	6-3	182	18	So.	Washington, D.C.	Arts-Sci
Foran, John	32		6-0	189	20	Jr.	Hyattsville, Md.	Arts-Sci
Friedgen, Ralph	76	G	6-0	196	19	Jr.	Harrison, N.Y.	PE
Gareis, Henry	82	FLA	6-3	189	18	So.	Baltimore, Md.	Arts-Sci
Gawlick, Fred	79	T	6-3	222	20	Sr.	Irvington, N.Y.	BPA
Gebhardt, John	68	DB	6-0	216	19	So.	Lancaster, Pa.	Arts-Sci
Gillespie, Bill	88	E	5-10	173	19	So.	Maple Heights, O.	Arts-Sci
Gough, Mike			6-1	174	18	So.	Gaithersburg, Md.	BPA
Grace, Mike	66	DB	5-11	215	19	Jr.	Laurel, Md.	Arts-Sci
Grant, Bill	40	DE	6-2	181	19	So.	Brooklawn, N.J.	BPA
Gunderman, Ed	64	DT	5-11	184	20	Sr.	Midway, Pa.	BPA
Haley, Bob	24	DB	5-10	174	19	Sr.	Midway, Pa.	PE
Hennessy, Jim	84	DT	6-3	205	18	So.	Rochelle, N.Y.	BPA
Imphong, Bob 'Mike'	81	E	6-3	188	18	So.	Hancock, Md.	Education
Kane, Ed	62	G	6-2	203	19	Jr.	Levittown, N.Y.	PE
Kecman, Dan	58	LB	6-1	200	18	So.	W. Mifflin, Pa.	BPA
Kirschensteiner, Bill	80	E	6-3	209	18	So.	Willowick, O.	BPA

# 1967 ALPHABETICAL ROSTER

(Continued)

Name	No.	Pos.	Hgt.	Wt.	Age	Cl.	Hometown	Major
Kubany, Glenn	72	T	6-4	211	18	So.	Natrona Heights, Pa.	Engr
Lavrusky, Jim	55	LB	6-0	209	20	Sr.	Monaca, Pa.	Education
Lawrence, Jimmy	85	FLA	6-0	175	19	So.	Chesapeake, Va.	Education
Lebedz, Joe	43	FB	5-10	203	19	So.	Manville, N.J.	PE
Lee, Alvin	33	DB	6-0	194	20	Sr.	Baltimore, Md.	Arts-Sci
Lord, Bob	30	S	6-0	178	20	So.	Marlboro, Mass.	PE
Lovett, Billy	20	FB	5-11	198	20	Jr.	Cherry Hill, N.J.	BPA
MacBride, Bob	52	LB	6-2	204	18	So.	Oaklyn, N.J.	BPA
Maleta, Ron		DE	6-3	190	19	So.	Grindstone, Pa.	Educ.
Marks, Jerry	59	LB	6-0	195	19	So.	Washington, D.C.	PE
Marsch, John		G	6-3	195	18	So.	Gahanna, O.	Arts-Sci
Miloszewski, John	65	DT	6-4	217	19	Jr.	Beaver Falls, Pa.	Arts-Sci
Mortensen, Carl	21	DB	6-0	189	21	Sr.	Lodi, N.J.	PE
Myslinski, Tom	77	T	6-2	230	21	Sr.	Rome, N.Y.	PE
Newby, Tom	67	G	6-3	215	20	So.	New Kenington, Pa.	Arts-Sci
Olecki, Bruce	74	T	6-3	234	19	So.	Lakewood, Ohio	BPA
Pancza, Joe	16	FLA	5-10	171	20	So.	Highland Park, N.J.	BPA
Pastrana, Alan	12	QB	6-1	184	22	Sr.	Annapolis, Md.	PE
Pearson, Ron	60	G	6-3	211	19	Jr.	Rockville, Md.	Civil Engr
Perna, Roger	23	HB	5-9	180	18	So.	Silver Spring, Md.	PE
Plevin, Tom	70	DT	6-2	216	19	Jr.	Uniontown, Pa.	BPA
Sabol, John			6-3	225	19	So.	Monessen, Pa.	BPA
Santy, Tony	15	S	6-3	197	22	Sr.	Plainfield, N.J.	BPA
Sinibaldi, Tom	42	G	5-11	215	20	Jr.	Bound Brook, N.J.	PE
Sniscak, Jim	4	QB	6-2	198	18	So.	Middletown, Pa.	BPA
Sonntag, Ralph	75	DB	6-3	230	18	So.	Hicksville, L.I., N.Y.	PE
Stalnaker, Wally	10	DB	6-1	185	18	So.	Fort Myers, Fla.	Pre-Legal
Stec, Blase "Gene"		DT	6-0	221	19	So.	Pennsville, N.J.	BPA
Stickel, Lou	41	DE	6-1	194	20	Sr.	Delanco, N.J.	PE
Stubljar, Mike	54	C	6-0	190	18	So.	Steelton, Pa.	Journalism
Stull, James	50	C	6-3	220	18	So.	Mechanicsburg, Pa.	Sci-Educ
Sullivan, Bill	78	DB	6-0	212	20	So.	Glen Burnie, Md.	Ind-Educ
Swan, Don	56	LB	6-1	193	19	So.	Ocean City, N.J.	BPA
Thieme, Rick		T	6-2	196	18	So.	Stamford, Conn.	BPA
Tine, Charles	63	T	6-2	215	21	Sr.	Bel Air, Md.	PE
Tomcho, Joe	1	QB	6-0	180	18	So.	Allentown, Pa.	Pre-Med
Torain, Ernie	22	TB	5-10	205	21	So.	Baltimore, Md.	BPA
Van Heusen, Billy	45	FLA	6-0	198	20	Sr.	Mamaroneck, N.Y.	BPA-Mgmt
Vince, Larry	51	C	6-1	206	19	Jr.	LaBelle, Pa.	PE
Yakapovich, Paul		C	5-11	205	18	So.	Kenmore, N.Y.	Arts-Sci

# PROBABLE DEPTH CHARTS

(Lettermen in CAPS)

No.	First Unit	Offense	No.	Second Unit
45	BILLY VAN HEUSEN, 6-0, 198, Sr.	SE	82	Henry Gareis, 6-3, 189, Soph.
72	Glenn Kubany, 6-4, 211, Soph.	LT	79	FRED GAWLICK, 6-3, 222, Sr.
60	RON PEARSON, 6-3, 211, Sr.	LG	62	ED KANE, 6-2, 203 Jr.
54	Mike Stub'jar, 6-0, 190, Soph.	C	50	Jim Stull, 6-3, 220, Soph.
63	CHUCK TINE, 6-2, 215, Sr.	RG	67	Tom Newby, 6-3, 215, Soph.
77	TOM MYSLINSKI, 6-2, 230, Sr.	RT	74	Bruce Olecki, 6-3, 234, Soph.
83	RICK CARLSON, 6-3, 194, Jr.	TE	80	Bill Kirschensteiner, 6-3, 209, Soph.
12	ALAN PASTRANA, 6-1, 184, Sr.	QB	1	Joe Tomcho, 6-0, 130, Soph.
85	Jimmy Lawrence, 6-0, 175, Soph.	RH	88	Bill Gillespie, 5-10, 173, Soph.
31	Kenny Dutton, 5-10, 174, Soph.	LH	22	ERNIE TORAIN, 5-10, 205, Sr.
20	BILLY LOVETT, 5-11, 198, Jr.	FB	44	RALPH DONOFRIO, 6-0, 189, Sr.

TOP ALTERNATES: 51 C—LARRY VINCE, 6-1, 206, Sr.  
 3 QB—Chuck Drimal, 6-2, 185, Soph.

No.	First Unit	Defense	No.	Second Unit
89	Lou Bracken, 6-2, 191, Jr.	E	75	Ralph Sonntag, 6-3, 230, Soph.
71	BILLY BACH, 6-5, 208, Jr.	T	64	ED GUNDERMAN, 5-11, 184, Sr.
66	MIKE GRACE, 5-11, 215, Jr.	G	68	John Gebhardt, 6-0, 216, Soph.
70	TOM PLEVIN, 6-2, 205, Jr.	T	65	JOHN MILOSZEWSKI, 6-4, 217, Sr.
53	PAT BAKER, 5-11, 182, Sr.	E	33	Alvin Lee, 6-0, 194, Sr.
58	Dan Keeman, 6-1, 200, Soph.	LB	57	ART BRZOSTOWSKI, 6-0, 210, Sr.
55	JIM LAVRUSKY, 6-0, 209, Sr.	LB	56	Don Swan, 6-1, 193, Soph.
41	LOU STICKEL, 6-1, 194, Sr.	Rov.	40	Bill Grant, 6-2, 181, Soph.
24	Bob Haley, 5-10, 174, Sr.	LH	21	CARL MORTENSEN, 6-0, 189, Sr.
10	Wally Stalnaker, 6-1, 185, Soph.	RH	11	Steve Ciambor, 5-10, 172, Sr.
25	Mike Brant, 5-10, 180, Soph.	S	15	TONY SANTY, 6-3, 197, Sr.

# INTERPRETING THE TERPS

## Offensive Squad


### The Ends

Overall: Two lettermen, both punters, on first unit. Two promising sophs on second. Lettermen lost (1) Chip Myrtle.

NO. 45 — BILLY VAN HEUSEN, 20, Senior, 6-0, 198, Mamaroneck, N.Y. — This fine-looking senior came into his own last year after an unhappy sophomore year when he was used as a quarterback . . . led team in scoring (7 TDs), pass-receiving (25 for 536 yards) and punting (40.0-yard average) . . . his seven touchdown catches tied school and ACC records . . . his size, speed and experience make him one of most valuable men on offensive squad . . . majors in personnel management in the College of Business and Public Administration . . . the flanker end.




NO. 83 — RICK CARLSON, 19, Junior, 6-3, 194, Willingboro, N.J. — A Gary Collins-type who caught seven passes for 138 yards and two touchdowns as a sophomore . . . was the team's No. 1 punter the first few games of last season and averaged 38.5 on 16 kicks . . . the tight end . . . majors in secondary education, specializing in English.



NO. 82 — HENRY "Hank" GAREIS (GER-is), 19, Soph, 6-2, 189, Baltimore, Md. — Was on the fourth all-America scholastic team when he played for Baltimore City College in 1965 . . . showed enough in spring drills to wind up as Van Heusen's back-up man on the season's final depth chart . . . an Arts & Science student.



NO. 86 — BILL KIRSCHENSTEINER, 6-3, 209, Willowick, Ohio — An all-state, all-conference MVP selection for East Lake North High during senior year . . . gave junior Rick Carlson a real battle for first-string job during spring . . . a BPA major.




Other offensive ends:

NO. 81 — ROBERT "Mike" IMPHONG, 18, Soph, 6-3, 188, Hancock, Md. Tight end. Education major.

NO. 87 — JIM BRANNON, 18, Soph, 6-4, 198, Cumberland, Md. Tight end. BPA major.


### The Tackles

Overall: Two senior lettermen, one soph, one junior on first two units. Lettermen lost (2) — Tom Cichowski, Bob York.




NO. 77 — TOM MYSLINSKI (Miss-lin-ski), 21, Senior, 6-2, 230, Rome, N.Y. — Converted from defensive end to strong-side tackle . . . one of Maryland's most consistent performers . . . big, tough and rough . . . highly-regarded by teammates because of inspirational qualities . . . will be playing his third position in as many years, having played offensive guard as sophomore . . . a physical education major.

NO. 72 — GLENN KUBANY (Koo-BANE-ie), 18, Soph, 6-4, 211, Natrona Heights, Pa. — His hard work during spring earned him starting role as weak-side tackle . . . as a discus thrower in Har-Brack High School finished first in Indiana's invitational meet in spring of 1966 . . . an engineering student . . . with a little experience, could really help.



NO. 79 — FRED GAWLICK, 20, Senior, 6-3, 222, Irvington, N.J. — Has been converted completely from a former fullback and line-backer into strong-side offensive tackle and, like Myslinski, undoubtedly will earn his third letter this fall . . . A BPA-General business major.



NO. 74 — BRUCE OLECKI, 19, Soph, 6-3, 234, Lakewood, Ohio — Just promoted from green squad at spring's end . . . with a bit of experience, should develop into a good one . . . must work to improve his blocking . . . A BPA student.

Other offensive tackles:



NO. 86 — GARY BECKWARD, 19, Soph, 6-2, 207, Cumberland, Md.

JOHN SABOL, 19, Soph, 6-3, 225, Monessen, Pa.

## The Guards


Overall: Three lettermen, one outstanding soph. Lettermen lost — 1.

NO. 60 — RON PEARSON, 21, Junior, 6-3, 211, Rockville, Md. — Developed fast last year and wound up as a good linebacker . . . transferred to offensive guard to capitalize on ability and size . . . agile and quick for big man . . . studying civil engineering . . . pulls well and is a good blocker.



NO. 63 — CHARLES "Chuck" TINE, 21, Senior, 6-2, 215, Bel Air, Md. — Has played center, guard and tackle, all well . . . one of the mainstays of the offensive line last year . . . should earn his third letter and play on the first unit from the start . . . a Phys Ed major.

NO. 62 — ED KANE, 19, Junior, 6-2, 203, Levittown, N.Y. — An all-America scholastic tackle who lettered as an offensive guard last year as a soph . . . was playing first string at season's end . . . A Phys Ed major.



NO. 67 — TOM NEWBY, 20, Soph, 6-3, 215, New Kensington, Pa. — Gave a senior a terrific battle for starting strong guard berth all spring and will see lots of action . . . wrestled in high school and also was on track squad . . . enrolled in the arts and sciences.


Other offensive guards:

NO. 76 — RALPH FRIEDGEN, 19, Junior, 6-0, 196, Harrison, N.Y.

NO. 42 — TOM SINIBALDI, 20, Junior, 5-11, 215, Bound Brook, N.Y.

## The Centers

Overall: Sophomores captured spot on first and second units.



NO. 54 — MIKE STUBLJAR, 18, Soph, 6-0, 190, Steelton, Pa. — An all-state, all-conference selection his senior year at Steelton-Highspire and played in the Big 33 game . . . one of four sophs to make the first offensive unit . . . coaches pleased with him from the start . . . started as psychology major, switched to BPA and journalism.

NO. 50 — JIM STULL, 18, Soph, 6-3, 230, Mechanicsburg, Pa. — Another who played in the Big 33 game after making all-conference at Mechanicsburg High . . . With Stubljar, should give Terps plenty of outstanding play in middle of line for next few years . . . majoring in science education.



Other centers:

NO. 46 — GEORGE CHRISTIAN, 19, Soph, 6-0, 205, South Bend, Ind.

NO. 59 — JERRY MARKS, 19, Soph, 6-0, 195, Washington, D.C.

## The Quarterbacks

Overall: A Great Big "IF". If Alan Pastrana fully recovers from the operation on his knee last April and is able to play like he did last year, no worries. If he can't, there could be trouble with inexperienced signal-callers. Lettermen lost — 0.



NO. 12 — ALAN PASTRANA, 22, Senior, 6-1, 184, Annapolis, Md. — Had Pastrana not been injured in a scrimmage on the eve of the day he was to have played on Maryland's lacrosse team against Navy, the all-America propaganda would have been streaming forth from this office for months . . . here is an all-America boy if there ever was one: clean-cut, good-looking, personable and a good student . . . as a junior, playing quarterback for the first time in college, he broke three all-time school passing records and established a new high for Atlantic Coast Conference touchdown passes, 17. The 1,499 yards his passes gained

were 175 more than the Maryland record and his 50-yard, non-scoring pass in the second game of the season was also a distance record for a Maryland non-scoring pass . . . his greatest game was at North Carolina State when, with his team trailing, 24-0, he connected on three touchdown



passes of 41, 36 and 56 yards within the space of a minute and 54 seconds! . . . probably the greatest individual game a Maryland passer ever had . . . Pastrana already is an all-America—in lacrosse—having been named to the mythical team as a sophomore in 1966. It was only fitting that he was awarded The Maryland Ring at the end of the year, presented to the Maryland boy adjudged the best athlete of the year.

NO. 1 — JOE "Paunch" TOMCHO, 18, Soph, 6-0, 180, Allentown, Pa. — A youngster with a great high school reputation who got hurt during the summer of 1966 and never even donned a uniform his freshman year . . . he did very little during spring practice this year, yet Coach Bob Ward named him the No. 2 quarterback on his final depth chart of the spring . . . Tomcho was all-conference and Big 33 player for William Allen High . . . if Pastrana doesn't return to par, this lad might step in and do a job . . . a BPA student.




NO. 3 — CHARLES "Chuck" DRIMAL, 19, Soph, 6-1, 185, Valley Stream, N.Y. — A left-handed passer who completed 12 of 31 for last year frosh for 266 yards, including a touchdown . . . the most valuable player of Nassau (N.Y.) County during his senior year in high school when he made the all-Long Island team . . . a pre-legal student.

**Other Quarters:**

- NO. 2 — BOB FARIES, 19, Junior, 6-1, 187, Glenolden, Pa.
- NO. 5 — JIM FLAHERTY, 18, Soph, 6-3, 182, Washington, D.C.
- NO. 4 — JIM SNISCAK, 18, Soph, 6-2, 198, Middleton, Pa.

**The Flanker Backs**

Overall: All Sophomores in this position.



NO. 85 — JAMES "Jimmy" LAWRENCE, 19, Soph, 6-0, 185, Chesapeake, Va. — On the all-America, all-Tidewater, all-city teams as a senior with Deep Creek High . . . should provide speed in the backfield . . . also the outstanding baseball player in the Portsmouth-Chesapeake League during summer of '66 . . . majors in education.


NO. 88 — BILL GILLESPIE, 19, Soph, 5-10, Maple Heights, Ohio — Most valuable player of his Maple Heights High School team and its conference and was an all-conference selection . . . also an all-conference track selection, running the 100 and 220 . . . an arts and science major.



NO. 16 — JOE PANCZA, 20, Soph, 5-10, 171, Highland Park, N.J.


## The Tailbacks

Overall: one letterman, two outstanding sophs.



NO. 31 — KENNY DUTTON, 18, Soph, 5-10, 174, Baltimore, Md. — Extremely fast . . . won tailback spot on No. 1 unit during spring drills . . . last year led frosh in kick-off returns averaging nearly 31 yards a return (returned one for 100-yd. TD) . . . was all-America, all-state with Baltimore City College in 1965 . . . a Phys Ed. major.

NO. 22 ERNIE TORAIN, 21, Senior, 5-10, 205, Baltimore, Md. — Has been Maryland's No. 1-2 ground-gainer the past two years (370 yds. as soph, 259 as junior) . . . probably more powerful than Dutton, but not as fast . . . could alternate with him throughout the year . . . scored five touchdowns last year (second to Van Heusen) and was on receiving end of nine passes for 126 yards . . . also averaged 21 yards on five kickoff returns . . . majors in marketing in BPA College.



NO. 35 — PAUL "Fitz" FITZPATRICK, 19, Soph, 6-2, 190, Buffalo, N.Y. — The freshmen's leading ground-gainer last year (241 yards, 4-yard average) . . . gained 127 yards in game against Naval Prep of Bainbridge . . . an all-Catholic, all-Western New York selection and most valuable player of his high school team . . . faced tough competition for tailback during spring with Dutton and Torain playing ahead of him . . . BPA major.

Other tailbacks:

NO. 26 — BERNARD DEMCZUK, 19, Soph, 6-0 170, Baltimore, Md.

NO. 23 — ROGER PERNA, 18, Soph, 5-9, 183, Silver Spring, Md.

## The Fullbacks

Overall: Two lettermen returning. One senior, one junior.



NO. 20 — BILLY LOVETT, 20, Junior, 5-11, 198, Cherry Hill, N.J. — Was outstanding as a soph and led team in rushing with 451 yards (4.6 average) . . . his best game was against West Virginia during which he gained 141 yards on 27 carries . . . although small, is plenty tough and can take it as well as dish it out . . . also a fine blocker and pass-receiver . . . caught nine for 59 yards last year . . . majoring in management in the BPA College.

NO. 44 — RALPH DONOFRIO (don-AH-free-o), 20, Senior, 6-0, 189, Wilmington, Del. — Converted from a defensive back last year and wound up as the team's third leading ground-gainer (119 yards in 48 rushes) and its second best pass-receiver (22 for 217 yards, two for TDs) . . . Got a kick out of playing offense after spending his sophomore season as a defensive corner back . . . majors in marketing in BPA College.



Other fullbacks:

NO. 43 — JOE LEBEDZ, 19, Soph, 5-10, 203, Manville, N.J.

NO. 30 — BOB LORD, 20, Soph, 6-0, 178, Marlboro, Mass.

## Defensive Squad

Maryland will use 4-4-3 Defense


### The Ends

Overall: One letterman, one senior, one junior, one soph.




NO. 89 — LOU BRACKEN, 19, Junior, 6-2, 191, Altoona, Pa. — An offensive lineman last year who was shifted to defense this spring . . . showed lots of aggressiveness, is quick and agile and reckoned one of the mainstays of this fall's defensive line . . . majors in accounting.

NO. 53 — PAT BAKER, 21, Senior, 5--1, 182, Altoona, Pa. — Earned letters his first two years, a real hustler and hits hard for his size . . . a PE major.



NO. 75 — RALPH SONNTAG, 18, Soph, 6-3, 230, Hicksville, L.I., N.Y. — Has good speed and agility for his size . . . should have tremendous collegiate career after he gets experience . . . the first backup man for Bracken and should see lots of action . . . a PE major.





NO. 33 — ALVIN "Skip" LEE, 20, Senior, 6-0, 194, Baltimore, Md. — Converted from an offensive back into a position where he can capitalize on his speed and agility . . . carried the ball 17 times last year for 55 yards but figures to see more action in this spot . . . a math major.

### The Tackles

Overall: Three lettermen, one big soph.

NO. 71 — BILLY BACH, 20, Junior, 6-5, 208, Larchmont, N.Y. — Streamlined by some 25 pounds from last year when he was impressive as a defensive end . . . a real student of the game who is constantly trying to improve . . . a BPA major.



NO. 70 — TOM PLEVIN, 19, Junior, 6-2, 203, Uniontown, Pa. — Earned letter as defensive end as sophomore and will be playing corresponding position as corner man of the new four-man line . . . majoring in general business in the BPA college.

NO. 64—ED GUNDERMAN, 20, Senior, 5-11, 184, Midway, Pa. — The third of three brothers to play for Maryland and came strong at the end of spring drills to win berth on No. 2 defensive unit . . . a BPA major.



NO 65 — JOHN MILOSZEWSKI, (Millo-Shew-ski) 19, Junior, 6-4, 217, Beaver Falls, Pa. — Ran neck-and-neck with Plevin during spring drills and probably will alternate with him throughout season . . . one of the all Big 33 performers on the squad . . . the potential is there for him to be great . . . an arts and science major.



Other defensive tackles:

BLASE (Gene) STEC, 19, Soph, 6-0, 221, Delanco, N.J.

NO. 69 — CHARLES BOWMAN, 20, Soph, 6-2, 200, Williamsburg, Ohio.


### The Guards

Overall: One letterman, one soph.



NO. 66 — MIKE GRACE, 19, Junior, 5-11, 215, Laurel, Md. — Became a starter midway last season and remained a first unit man . . . shifted from offense to defense and could be Maryland's best defensive lineman . . . lots of heart . . . an arts and science major.

NO. 68 — JOHN GEBHARDT, 19, Soph, 5-11, 216, Williamsville, N.Y.—Converted from an offensive back (had been No. 3 ground-gainer for last fall's frosh) to this spot during spring . . . an all-league selection during junior and senior years in high school . . . a sectional wrestling champion in 183-pound division . . . an arts and science major.



Other defensive guards:

NO. 61 — BRUCE ANTHONY, 19, Soph, 5-11, 218, Hyattsville, Md.

NO. 72 — JOE DIORIO, 19, Soph, 6-0, 189, Newark, N.J.

NO. 84 — JIM HENNESSY, 18, Soph, 6-3, 205, Rockville, N.Y.


NO. 69 — CHARLES BOWMAN; 20, Soph, 6-2, 200, Williamsburg, Ohio.

## The Linebackers

Overall: Two lettermen. Both all-conference possibilities.



NO. 55 — JIM LAVRUSKY, 20, Senior, 6-0, 209, Monaca, Pa. — One of the real rocks of Maryland's defense . . . a consistently fine player who hasn't received the attention merited . . . a leader on defense and a fine play diagnostician . . . intercepted three passes last year . . . a definite all-Conference nominee . . . majors in education.




NO. 41 — LOU STICKEL, 20, Senior, 6-1, 194, Delanco, N.J. — Another of the better defensive men on the squad . . . like Lavrusky, intercepted three passes during 1966, otherwise made himself obnoxious to the opposition . . . a vicious and sure tackler . . . a PE major.



NO. 58 — DAN KECMAN, 18, 6-1, 200, West Mifflin, Pa. — One of two sophs to make the first defensive unit during spring drills . . . was all-Western Pennsylvania choice with West Mifflin High . . . a business administration major.



NO. 52 — BOB MacBRIDE, 18, Soph, 6-2, 204, Aaklyn, N.Y. — Gave Kecman a real battle during spring and should see lots of action . . . was MVP for Collingswood High in '65 and was all-state, all-south Jersey, all-suburban, all-county, all-group III selection . . . a BPA major.



NO. 56 — DONALD "Swanny" SWAN, 19, Soph, 6-1, 193, Ocean City, N.J. — Finished spring drills as the back-up man for Lavrusky . . . all-county for two years with Ocean City High and then an all-prep, all-state selection linebacker and halfback for Bordentown Military Institute . . . a BPA major.

NO. 40 — BILL GRANT, 19, Soph, 6-2, 181, Brooklawn, N.J. — On New Jersey's second all-state and all-conference team in Group II during senior year at Gloucester City High — showed enough in spring to grab the No. 2 defensive wing position behind Stickel . . . A BPA major.




Other Linebacker

NO. 57 — ART BRZOSTOWSKI (Bra-TOW-ski), 21, Senior, 6-0, 210, Bayonne, N.J. — Starter last year.

### The Halfbacks

Overall: One letterman, one senior, one promising soph.



NO. 24—BOB HALEY, 20, Senior, 5-10, 174, Midway, Pa.—Hasn't lettered yet, but got a real good chance this spring and wound up as the left half of the No. 1 unit . . . coaches liked his spirit and never-give-up attitude . . . small, but fast . . . a PE major.

NO. 21—CARL MORTENSEN, 21, Senior, 6-0, 190, Lodi, N.J. — Earned his first letter last year at this position and provides ample protection there this year . . . could break into the first unit any time . . . a PE major.



NO. 10—WALLY STALNAKER, 18, Soph, 6-1, 185, Ft. Myers, Fla.—Was playing almost on even terms with the best defensive backs during spring and has lots of promise . . . was captain of the Ft. Myers High team as senior and made Florida's all-west coast eleven . . . was honorable mention on the all-America scholastic . . . a pre-legal student in BPA College.

Other defensive backs:

NO. 11—STEVE CIAMBOR, 18, Soph, 5-10, 172, Cheektowaga, N.Y.

### The Safeties

Overall: One letterman, one outstanding soph.



NO. 25—MIKE BRANT, 19, Soph, 5-10, 180, Avondale, Md.—Beat out a senior for the No. 1 job during spring after being red-shirted last year . . . could become a fine defensive back . . . studies electrical engineering.

NO. 15—TONY SANTY, 22, Senior, 6-3, 197, Plainfield, N.J.—Has height and speed for this important post . . . aggressive, versatile . . . has earned letters as a soph and junior . . . will see much action.






# TERP OPPONENTS

**MARYLAND vs. OKLAHOMA . . . . . September 30**

2:20 P.M. (CDT)  
Owen Stadium  
Norman, Okla.

### FACTS ABOUT THE SOONERS

CONFERENCE: Big Eight  
LOCATION: Norman, Oklahoma  
ATHLETIC DIRECTOR: Gomer Jones  
HEAD COACH: Chuck Fairbanks (Michigan State '55)  
ASSISTANT COACHES: Pat James, Barry Switzer, Bill Gray, Buck Nystrom, Galen Hall, Bill Michael, Leon Cross, Don Jimerson, Jerry Pettibone  
COLORS: Crimson and Cream  
ENROLLMENT: 17,172  
TYPE OFFENSE: Multiple I with variations  
1966 OVERALL RECORD: Won 6, Lost 4  
1966 BIG EIGHT RECORD: Won 4, Lost 3  
SPORTS INFORMATION DIRECTOR: Harold Keith  
TELEPHONE: Office—AC 405, 534-4491, Home—534-2199  
LETTERMEN RETURNING: 28, Lost 17  
CAPTAIN: Game captains selected



Chuck Fairbanks

### TERPS' RECORD AGAINST THE SOONERS

(Maryland Won 0, Lost 3)

1964—Oklahoma, 13; Maryland, 3  
1956—Oklahoma, 20; Maryland, 6 (Orange Bowl)  
1954—Oklahoma, 7; Maryland, 0 (Orange Bowl)

TOTAL POINTS: Oklahoma, 40; Maryland, 9

#### 1967 SCHEDULE

Sept. 23	Washington State
Sept. 30	MARYLAND
Oct. 7	Open date
Oct. 14	At Texas
Oct. 21	At Kansas State
Oct. 28	At Missouri
Nov. 4	Colorado
Nov. 11	At Iowa State
Nov. 18	Kansas
Nov. 25	At Nebraska
Dec. 2	Oklahoma State

#### 1964 YARDSTICK

At College Park, Md. (35,200)

	Md.	Okla.
First downs .....	12	12
Rushing yardage .....	178	168
Passing yardage .....	48	100
Passes .....	5-19	2-10
Passes intercepted by .....	1	1
Punts—avg. yardage .....	9-37	7-36
Own fumbles lost .....	1	1
Yards penalized .....	35	50
Oklahoma .....	0 0 0 13-13	
Maryland .....	0 0 0 3-3	

SCORING: Md.—Bramson, 32 FG;  
Oklahoma—Rentzel, 90 pass from  
Hammond; Ringer, 7 (Metcalfe PAT).

1:30 P.M. (EDT)  
Byrd Stadium (35,000)  
College Park, Md.



Floyd (Ben)  
Schwartzwalder

**FACTS ABOUT THE ORANGEMEN**

CONFERENCE: Independent  
LOCATION: Syracuse, N.Y.  
ATHLETIC DIRECTOR: James H. Decker  
HEAD COACH: Floyd (Ben) Schwartzwalder  
(West Virginia '38)  
ASSISTANT COACHES: Bill Bell, Chuck Fogarty, Rocco Pirro, Ted Dailey, Joe Szombathy, Jim Ridlon, John Seketa, Jim Shereve  
COLORS: Orange  
ENROLLMENT: 10,132 (Undergraduates)  
TYPE OFFENSE: I and Wing-T  
1966 OVERALL RECORD: Won 8, Lost 3  
SPORTS INFORMATION DIRECTOR: Larry Kimball  
TELEPHONE: AC 315, 476-5571, Ext. 2608; Home: 682-6002  
LETTERMEN RETURNING: 26, Lost 22  
CAPTAIN: Larry Csonka

**TERPS' RECORD AGAINST THE ORANGE**

(Maryland Won 5, Lost 7, Tied 1)

1966—Syracuse, 28; Maryland 7	1938—Syracuse, 53; Maryland, 0
1965—Syracuse, 24; Maryland, 7	1937—Maryland, 13; Syracuse, 0
1961—Maryland, 22; Syracuse, 21	1936—Maryland, 20; Syracuse, 0
1959—Syracuse, 29; Maryland, 0	1935—TIE, 0-0
1956—Syracuse, 26; Maryland, 12	1921—Syracuse, 42; Maryland, 0
1955—Maryland, 34; Syracuse, 13	1920—Maryland, 10; Syracuse, 7
1939—Syracuse, 10; Maryland, 7	

TOTAL POINTS: Maryland 132, Syracuse 253

**1967 SCHEDULE**

Sept. 23 Baylor  
Sept. 30 West Virginia  
Oct. 7 At MARYLAND  
Oct. 14 At Navy  
Oct. 21 California  
Oct. 28 Penn State  
Nov. 4 At Pittsburgh  
Nov. 11 Holy Cross  
Nov. 18 At Boston Colelge  
Nov. 25 At UCLA

**1966 YARDSTICK**


At Syracuse, N.Y. (26,438)

	Md.	Syracuse
First downs .....	10	22
Rushing yardage .....	-45	217
Passing yardage .....	144	118
Passes .....	12-25	11-21
Passes intercepted by ....	1	2
Punts—avg. yardage ...	9-36.1	5-37.4
Own fumbles lost .....	1	0
Yards penalized .....	16	91
Syracuse .....	0	7 14 7—28
Maryland .....	7	0 0 0—7

SCORING: Md.—Van Heusen, 21 pass from Pastrana (Bramson PAT); Syracuse—Coughlin, 15 pass from Del Gaizo (Gouseff PAT); Roe, 14 pass from Del Gaizo (Gouseff PAT); Towne, 16 pass from Del Gaizo (Gouseff PAT); Little, 13 pass from Del Gaizo (Gouseff PAT).

# MARYLAND vs. NORTH CAROLINA STATE . . . . . October 14

Parents Day  
 1:30 P.M. (EDT)  
 Byrd Stadium (35,000)  
 College Park, Md.



Earle Edwards

## FACTS ABOUT THE WOLFPACK

CONFERENCE: Atlantic Coast  
 LOCATION: Raleigh, N.C.  
 ATHLETIC DIRECTOR: Roy B. Clogston  
 HEAD COACH: Earle Edwards (Penn State '31)  
 ASSISTANT COACHES: Al Michaels, Carey  
 Brewbaker, Bill Smaltz, Ernie Driscoll, John-  
 ny Clements, Claude Gibson  
 COLORS: Red and White  
 ENROLLMENT: 11,000  
 TYPE OFFENSE: Multiple  
 1966 OVERALL RECORD: Won 5, Lost 5  
 1966 ACC RECORD: Won 5, Lost 2  
 SPORTS INFORMATION DIRECTOR: Frank Weedon  
 TELEPHONES: AC 919, Office—755-2102, Home—828-5070  
 1967 CAPTAINS: Steve Warren (Offense), Art McMahon (Defense)  
 LETTERMEN RETURNING: 22, Lost 15

## TERPS' RECORD AGAINST THE WOLFPACK

(Maryland: Won 10, Lost 10, Tied 3)

1966—State, 24; Maryland 21	1951—Maryland, 53; State, 0
1965—State, 29; Maryland, 7	1950—State, 16; Maryland 13
1964—State, 14; Maryland 13	1949—Maryland, 14; State, 6
1963—State, 30; Maryland, 14	1947—TIE, 0-0
1962—Maryland, 14; State, 6	1946—State, 28; Maryland, 7
1961—Maryland, 10; State, 7	1924—TIE, 0-0
1960—State, 13; Maryland, 10	1923—Maryland, 26; State, 12
1959—Maryland, 33; State, 28	1922—Maryland, 7; State, 6
1958—Maryland, 21; State, 6	1921—TIE, 6-6
1957—State, 48; Maryland, 13	1917—State, 10; Maryland, 6
1956—Maryland, 25; State, 14	1909—State, 33; Maryland, 0
1954—Maryland, 42; State, 14	

TOTAL POINTS: Maryland: 361; North Carolina State: 350

### 1967 SCHEDULE

Sept. 16 North Carolina  
 Sept. 23 Buffalo  
 Sept. 30 At Florida State  
 Oct. 7 At Houston  
 Oct. 14 At MARYLAND  
 Oct. 21 WakeForest  
 Oct. 28 Duke  
 Nov. 4 At Virginia  
 Nov. 11 At Penn State  
 Nov. 18 At Clemson

### 1966 YARDSTICK

At Raleigh, N.C. (23,500)

	Md.	N.C.S.
First downs .....	12	11
Rushing yardage .....	76	107
Passing yardage .....	228	93
Passes .....	16-30	7-18
Punts—avg. yardage .....	9-40.3	8-38.6
Own fumbles lost .....	1	3
Yards penalized .....	42	25
N.C. State .....	7	10
Maryland .....	0	0
	21	21

SCORING: NCS—Williams, 45 interception (Deters PAT); DeArment, 2 (Deters PAT); Deters, 43 FG; Rowe, 83 punt return (Deters PAT); Md.—Van Heusen, 41 pass from Pastrana (Bramson PAT); Van Heusen, 36 pass from Pastrana (Bramson PAT); Collins, 56 pass from Pastrana (Bramson PAT).

**MARYLAND vs. NORTH CAROLINA . . . . . October 21**

1:30 P.M. (EDT)  
 Kenan Memorial Stadium (42,012)  
 Chapel Hill, N.C.

**FACTS ABOUT THE TAR HEELS**

CONFERENCE: Atlantic Coast  
 LOCATION: Chapel Hill, N.C.  
 ATHLETIC DIRECTOR: Charles P. Erickson  
 HEAD COACH: Bill Dooley (Mississippi State '55)  
 ASSISTANTS: Bobby Collins, Lee Hayley, Vic Spooner, Billy Hickman, Jim Carmody, Jim Vickers, Moyer Smith, Fred Mueller, Ron DeMelfi, Clyde Walker, Ernie Williamson  
 COLORS: Carolina Blue and White  
 ENROLLMENT: 13,200  
 TYPE OFFENSE: Wing T and Multiple  
 1966 OVERALL RECORD: Won 2, Lost 8  
 1966 ACC RECORD: Won 1, Lost 4  
 SPORTS INFORMATION DIRECTOR: Jack Williams  
 TELEPHONES: AC 919, Office—933-2123, Home—929-5557  
 1967 CAPTAINS: Game captains  
 LETTERMEN RETURNING: 24, Lost 22



Bill Dooley

**TERPS' RECORD AGAINST THE TAR HEELS**

(Maryland: Won 13, Lost 18, Tied 1)

1965—N.C., 12; Md., 10	1954—Md., 33; N.C., 0	1928—N.C., 26; Md., 19
1964—Md., 10; N.C., 9	1953—Md., 26; N.C., 0	1927—N.C., 7; Md., 6
1963—N.C., 14; Md., 7	1951—Md., 14; N.C., 7	1926—Md., 14; NC., 6
1962—Md., 31; N.C., 13	1950—TIE, 7-7	1925—N.C., 16; Md., 0
1961—N.C., 14; Md., 8	1948—N.C., 49; Md., 20	1924—Md., 6; N.C., 0
1960—Md., 22; N.C., 19	1947—N.C., 19; Md., 0	1923—Md., 14; NC., 0
1959—Md., 14; N.C., 7	1946—N.C., 33; Md., 0	1922—N.C., 27; Md., 3
1958—N.C., 27; Md., 0	1936—N.C., 14; Md., 0	1921—N.C., 16; Md., 7
1957—Md., 21; N.C., 7	1935—N.C., 33; Md., 0	1920—Md., 13; N.C., 0
1956—N.C., 34; Md., 6	1930—N.C., 28; Md., 21	1899—N.C., 6; Md., 0
1955—Md., 25; N.C., 7	1929—N.C., 43; Md., 0	

TOTAL POINTS: Maryland 357, Carolina 382

**1967 SCHEDULE**

Sept. 16	At N.C. State
Sept. 23	At South Carolina
Sept. 30	Tulane
Oct. 7	Vanderbilt
Oct. 14	At Air Force
Oct. 21	MARYLAND
Oct. 28	Wake Forest
Nov. 4	Clemson
Nov. 11	At Virginia
Nov. 18	At Duke

**1965 YARDSTICK**


At Chapel Hill, N.C. (30,000)

	Md.	UNC
First downs .....	13	14
Rushing yardage .....	99	156
Passing yardage .....	194	110
Passes .....	19-29	9-17
Passes intercepted by ....	2	2
Punts .....	4-45.8	5-45.0
Fumbles lost .....	1	0
Yards penalized .....	22	9
North Carolina .....	0 6 0	6-12
Maryland .....	0 0 3	7-10

SCORING: UNC—Carr, 22 pass from Talbott (kick failed); Md.—Bramson, 38-yard FG; UNC—Talbott, 2 run (pass failed); Md.—Petry, 1 run (Bramson PAT).

**MARYLAND vs. SOUTH CAROLINA . . . . . October 28**

7:30 P.M. (EDT)  
 Carolina Stadium (43,212)  
 Columbia, S.C.



Paul Dietzel

**FACTS ABOUT THE GAMECOCKS**

CONFERENCE: Atlantic Coast  
 LOCATION: Columbia, S.C.  
 ATHLETIC DIRECTOR: Paul F. Dietzel  
 HEAD COACH: Paul F. Dietzel (Miami of Ohio '48)  
 ASSISTANTS: Larry Jones, Bill Shalosky, Bill Rowe, Johnny Menger, Lou Holtz, Pride Ratterree, Dick Weldon, Don Purvis  
 COLORS: Garnet and Black  
 ENROLLMENT: 14,000  
 TYPE OFFENSE: Multiple  
 1966 OVERALL RECORD: Won 1, Lost 9  
 1966 ACC RECORD: Won 1, Lost 3  
 SPORTS INFORMATION DIRECTOR: Tom Price  
 TELEPHONES: AC 803; Office—765-4277, Home—787-2305  
 LETTERMEN RETURNING: 25, Lost 16  
 1967 CAPTAINS: Game captains

**TERPS' RECORD AGAINST THE GAMECOCKS**

(Maryland: Won 15, Lost 8)

- |                             |                             |
|-----------------------------|-----------------------------|
| 1966—Maryland, 14; S.C., 2  | 1954—Maryland, 20; S.C., 0  |
| 1965—Maryland, 27; S.C., 14 | 1953—Maryland, 24; S.C., 6  |
| 1964—Maryland, 24; S.C., 6  | 1949—Maryland, 44; S.C., 7  |
| 1963—S.C., 21; Maryland, 13 | 1948—Maryland, 19; S.C., 7  |
| 1962—Maryland, 13; S.C., 11 | 1947—Maryland, 19; S.C., 13 |
| 1961—S.C., 20; Maryland, 10 | 1946—S.C., 21; Maryland, 17 |
| 1960—Maryland, 15; S.C., 0  | 1945—Maryland, 19; S.C., 13 |
| 1959—S.C., 22; Maryland, 6  | 1929—S.C., 26; Maryland, 6  |
| 1958—Maryland, 10; S.C., 6  | 1928—S.C., 21; Maryland, 7  |
| 1957—Maryland, 10; S.C., 6  | 1927—Maryland, 26; S.C., 0  |
| 1956—S.C., 13; Maryland, 0  | 1926—S.C., 12; Maryland, 0  |
| 1955—Maryland, 27; S.C., 0  |                             |

TOTAL POINTS: Maryland 370, South Carolina 247

**1967 SCHEDULE**

- Sept. 16 Iowa State
- Sept. 23 North Carolina
- Sept. 30 At Duke
- Oct. 7 At Georgia
- Oct. 14 At Florida State
- Oct. 21 Virginia
- Oct. 28 MARYLAND
- Nov. 4 At Wake Forest
- Nov. 18 At Alabama
- Nov. 25 Clemson

**1966 YARDSTICK**

At College Park, Md. (35,400)

	Md.	S.C.
First downs .....	9	5
Rushing yardage .....	73	147
Passing yardage .....	168	24
Passes .....	9-17	2-8
Passes intercepted by .....	2	0
Punts—avg. yardage ....	7-38.6	9-38.9
Own fumbles lost .....	0	3
Yards penalized .....	76	21
Maryland .....	0 0 7	7-14
South Carolina .....	0 0 2	0-2

SCORING: SC—Safety, Glass blocked kick; Md.—Van Heusen, 67 pass from Pastrana (Bramson PAT); Collins, 5 pass from Pastrana (Bramson PAT).

Homecoming  
 1:30 P.M. (EST)  
 Byrd Stadium (35,000)  
 College Park, Md.



Joseph V. Paterno

**FACTS ABOUT THE NITTANY LIONS**

CONFERENCE: Independent  
 LOCATION: University Park, Pa.  
 ATHLETIC DIRECTOR: Ernest B. McCoy  
 HEAD COACH: Joseph V. Paterno (Brown '50)  
 ASSISTANTS: Earl Bruce, Frank Patrick, George Welsh, Bob Phillips, J. T. White, Dan Radakovich, Joe McMullen, Jim O'Hora  
 COLORS: Blue and White  
 ENROLLMENT: 21,000  
 TYPE OFFENSE: Multiple-T  
 1966 OVERALL RECORD: Won 5, Lost 5  
 SPORTS INFORMATION DIRECTOR: James I. Tarman  
 TELEPHONES: AC 814, Office—865-7517, Home—466-6852  
 LETTERMEN RETURNING: 24, Lost 17  
 1967 CAPTAINS: Bill Lenkaitis and Jim Litterelle

**TERPS' RECORD AGAINST THE LIONS**

(Maryland: Won 1, Lost 12)

1966—Penn State, 15; Md., 7	1944—Penn State, 34; Md., 19
1965—Penn State, 19; Md., 7	1943—Penn State, 45; Md., 0
1964—Penn State, 17; Md., 9	1939—Penn State, 12; Md., 0
1963—Penn State, 17; Md., 15	1938—Penn State, 33; Md., 0
1962—Penn State, 23; Md., 7	1937—Penn State, 21; Md., 14
1961—Md., 21; Penn State, 17	1917—Penn State, 57; Md., 0
1960—Penn State, 28; Md., 9	

TOTAL POINTS: Maryland 93, Penn State 338

**1967 SCHEDULE**

Sept. 23	At Navy
Sept. 29	At Miami (Fla.)
Oct. 7	UCLA
Oct. 14	At Boston College
Oct. 21	West Virginia
Oct. 28	At Syracuse
Nov. 4	At MARYLAND
Nov. 11	N.C. State
Nov. 18	Ohio University
Nov. 25	Pittsburgh

**1966 YARDSTICK**


At University Park, Pa. (37,270)

	Md.	PSU
First downs .....	10	14
Rushing yardage .....	44	168
Passing yardage .....	125	110
Passes .....	13-30	9-17
Passes intercepted by .....	1	2
Punts—avg. yardage .....	9-36.0	8-41.6
Own fumbles lost .....	2	1
Yards penalized .....	5	68
Penn State .....	0 11 0	4-15
Maryland .....	7 0 0	0-7

SCORING: Md.—Torain, 15 run (Bramson PAT); PSU—Safety; (Carlson's punt blocked); White, 2 run (pass attempt intercepted); Sherman, 23 FG; Safety (Pastrana caught in end zone); Safety (Petry caught in end zone).

**MARYLAND vs. CLEMSON . . . . . November 11**

2:00 P.M. (EST)  
 At Clemson Memorial Stadium (43,309)  
 Clemson, S.C.



Frank Howard

**FACTS ABOUT THE TIGERS**

CONFERENCE: Atlantic Coast  
 LOCATION: Clemson, South Carolina  
 ATHLETIC DIRECTOR: Frank Howard  
 HEAD COACH: Frank Howard (Alabama '31)  
 ASSISTANTS: Art Baker, Tom Bass, Fred Cone,  
 Bob Jones, Whitey Jordan, Banks McFadden,  
 Bill McLellan, Bob Smith, Don Wade  
 COLORS: Purple and Orange  
 ENROLLMENT: 5,812  
 TYPE OFFENSE: I and Pro  
 1966 OVERALL RECORD: Won 6, Lost 4  
 1966 ACC RECORD: Won 6, Lost 1 (won championship)  
 SPORTS INFORMATION DIRECTOR: Bob Bradley  
 TELEPHONES: AC 803, Office—654-4111, Home—654-5419  
 1967 CAPTAINS: Game captains  
 LETTERMEN RETURNING: 46, Lost 10

**TERPS' RECORD AGAINST THE TIGERS**

Maryland: Won 9, Lost 5, Tied 1

1966—Clemson, 14; Maryland, 10	1958—Clemson, 8; Maryland, 0
1965—Maryland, 6; Clemson, 0	1957—Clemson, 26; Maryland, 7
1964—Maryland, 34; Clemson, 0	1956—TIE, 6-6
1963—Clemson, 21; Maryland, 6	1955—Maryland, 25; Clemson, 12
1962—Clemson, 17; Maryland, 14	1954—Maryland, 16; Clemson, 0
1961—Maryland, 24; Clemson, 21	1953—Maryland, 20; Clemson, 0
1960—Maryland, 19; Clemson, 17	1952—Maryland, 28; Clemson, 0
1959—Maryland, 28; Clemson, 25	

TOTAL POINTS: Maryland 243, Clemson 167

**1967 SCHEDULE**

Sept. 23 Wake Forest  
 Sept. 30 Georgia  
 Oct. 7 At Georgia Tech  
 Oct. 14 At Auburn  
 Oct. 21 At Duke  
 Oct. 28 Alabama  
 Nov. 4 At North Carolina  
 Nov. 11 MARYLAND  
 Nov. 18 N.C. State  
 Nov. 25 At South Carolina

**1966 YARDSTICK**


At College Park, Md. (24,500)

	Md.	Clemson
First downs .....	12	14
Rushing yardage .....	69	143
Passing yardage .....	129	135
Passes .....	12-30	10-20
Passes intercepted by .....	3	4
Punts—avg. yardage ...	5-40.2	6-29.8
Own fumbles lost .....	2	1
Yards penalized .....	65	45
Clemson .....	14	0 0 0-14
Maryland .....	7	0 3 0-10

SCORING: Md.—Pastrana, 1 run (Bramson PAT); Clemson—J. Jackson, 2 run (Barfield PAT); Gore, 3 run (Barfield PAT); Md.—Bramson, 29 FG.

**MARYLAND vs. WAKE FOREST . . . . . November 17  
(Friday)**

7:30 P.M. (EST)  
At Bowman Gray Stadium (16,841)  
Winston-Salem, N.C.



Bill Tate

**FACTS ABOUT THE DEACONS**

CONFERENCE: Atlantic Coast  
LOCATION: Winston-Salem, N.C.  
ATHLETIC DIRECTOR: Dr. Gene Hooks  
HEAD COACH: Bill Tate (Illino's '53)  
ASSISTANTS: Dick Anderson, Bill Davis, Beattie Feathers, Bob Lord, Joe Madden, Joe Popp  
COLORS: Old Gold and Black  
ENROLLMENT: 3,003  
TYPE OFFENSE: Pro-I with Split End  
1966 OVERALL RECORD: Won 3, Lost 7  
1966 ACC RECORD: Won 2, Lost 4  
SPORTS INFORMATION DIRECTOR: Marvin (Skeeter) Francis  
TELEPHONES: AC 919, Office—725-9711, Ext. 412; Home—724-2585  
1967 CAPTAINS: Game captains  
LETTERMEN RETURNING: 22, Lost 12

**TERPS' RECORD AGAINST THE DEACONS  
(Maryland: Won 11, Lost 4, Tied 1)**

1966—Md., 34; Wake Forest, 7	1958—Wake Forest, 34; Md., 0
1965—Md., 10; Wake Forest, 7	1957—Md., 27; Wake Forest, 0
1964—Wake Forest 21; Md., 17	1956—Md., 6; Wake Forest, 0
1963—Md., 32; Wake Forest, 0	1955—Md., 28; Wake Forest, 7
1962—Md., 13; Wake Forest, 2	1954—TIE, 13-13
1961—Md., 10; Wake Forest, 7	1944—Wake Forest, 39; Md., 0
1960—Md., 14; Wake Forest, 13	1943—Md., 13; Wake Forest, 17
1959—Wake Forest, 10; Md., 7	1917—Md., 29; Wake Forest, 13

TOTAL POINTS: Maryland 253; Wake Forest 180

**1967 SCHEDULE**

Sept. 16 Duke at Raleigh, N.C.  
Sept. 23 At Clemson  
Sept. 29 At Houston  
Oct. 7 Virginia  
Oct. 14 At Memphis State  
Oct. 21 At N.C. State  
Oct. 28 At North Carolina  
Nov. 4 South Carolina  
Nov. 11 At Tulsa  
Nov. 17 MARYLAND

**1966 YARDSTICK**

At College Park, Md. (26,500)


	Md.	Wake
First downs .....	11	9
Rushing yardage .....	62	86
Passing yardage .....	231	44
Passes .....	11-18	4-11
Passes intercepted by ....	2	0
Punts—avg. yardage ...	8-36.5	10-34.2
Own fumbles lost .....	2	2
Yards penalized .....	44	35
Maryland .....	7 21 0	6-34
Wake Forest .....	0 0 0	7-7

SCORING: Md. — Torain. 49 pass from Pastrana (Bramson PAT); Torain, 2 run (Bramson PAT); Pastrana, 3 run (Bramson PAT); Donofrio, 9 pass from Pastrana (Bramson PAT); Torain, 48 pass from Pastrana (Bramson's kick failed); Wake Forest—Erickson, 9 run (George PAT).



**MARYLAND vs. VIRGINIA** ..... **November 25**

1:30 P.M. (EST)  
 At Byrd Stadium (35,000)  
 College Park, Md.



George Blackburn

**FACTS ABOUT THE CAVALIERS**

CONFERENCE: Atlantic Coast  
 LOCATION: Charlottesville, Virginia  
 ATHLETIC DIRECTOR: Steve Sebo  
 HEAD COACH: George Blackburn (Findlay College '37)  
 ASSISTANTS: Ken Campbell, Don Lawrence, Ned McDonald, Maury Bibbent, Ben Wilson, Zeke Fantino  
 COLORS: Orange and Blue  
 ENROLLMENT: 8,000  
 TYPE OFFENSE: Flanker T and Wing T  
 1966 OVERALL RECORD: Won 4, Lost 6  
 1966 ACC RECORD: Won 3, Lost 3  
 SPORTS INFORMATION DIRECTOR: Ralph L. Law, Jr.  
 TELEPHONES: AC 703; Office—295-2166, Ext. 3205, Home—293-4569  
 LETTERMEN RETURNING: 24, Lost 15  
 1967 CAPTAIN: Malcolm MacGregor

**TERPS' RECORD AGAINST THE CAVALIERS**

(Maryland: Won 17, Lost 12, Tied 2)

1966—Va., 41; Md., 17	1944—Va., 18; Md., 7	1932—Va., 7; Md., 6
1965—Va., 33; Md., 27	1943—Va., 39; Md., 0	1931—Md., 7; Va., 6
1964—Md., 10; Va. 0	1942—Md., 27; Va., 12	1930—Md., 14; Va., 6
1963—Md., 21; Va., 6	1940—Va., 19; Md., 6	1929—TIE, 13-13
1962—Md., 40; Va., 18	1939—Va., 12; Md., 7	1928—Md., 18; Va., 2
1961—Va., 28; Md., 16	1938—Va., 27; Md., 19	1927—Va., 21; Md., 0
1960—Md., 44; Va., 12	1937—Md., 3; Va., 0	1926—TIE, 6-6
1959—Md., 55; Va., 12	1936—Md., 21; Va., 0	1925—Va., 6; Md., 0
1958—Md., 44; Va., 6	1935—Md., 14; Va., 7	1919—Md., 13; Va., 0
1957—Md., 12; Va., 0	1934—Md., 20; Va., 0	
1945—Md., 19; Va., 13	1933—Va., 6; Md., 0	

TOTAL POINTS: Maryland 506, Virginia 376

**1967 SCHEDULE**

Sept. 23	At Army
Sept. 30	Buffalo
Oct. 7	At Wake Forest
Oct. 14	Duke
Oct. 21	At South Carolina
Oct. 28	V.M.I.
Nov. 4	N.C. State
Nov. 11	North Carolina
Nov. 18	At Tulane
Nov. 25	At MARYLAND

**1966 YARDSTICK**

At Charlottesville, Va. (16,000)

	Md.	Va.
First downs .....	11	16
Rushing yardage .....	55	270
Passing yardage .....	156	179
Passes .....	9-16	8-12
Passes intercepted by ...	0	0
Punts—avg. yardage ...	3-39.7	3-34.0
Own fumbles lost .....	3	2
Yards penalized .....	10	90
Virginia .....	0	21 6 14—41
Maryland .....	3	0 14 0—17

SCORING: Md.—Bramson, 24 FG; Va.—Kemp, 1 run (Hill PAT); Anderson, 34 pass from Davis (Hill PAT); Quayle, 4 run (Hill PAT); Hill, 42 FG; Md.—Donofrio, 4 pass from Pastrana (Bramson PAT); Va.—Hill, 32 FG; Md.—Carlson, 38 pass from Pastrana (Bramson PAT); Va.—Jarvis, 1 run (Hill PAT); Carrington, 26 pass from Davis (Hill PAT).

# 1966 STATISTICS

RECORD: 4-6

ACC RECORD: 3-3 (Tied for Third)

At Home: 4-1      Away: 0-5

MD.	OPP.	Site	Attendance
7 Penn State	15	Away	37,270
34 Wake Forest	7	Home	26,500
7 Syracuse	28	Away	25,361
21 Duke	19	Home	28,400
28 West Virginia	9	Home	28,800
14 South Carolina	2	Home	35,400
21 N.C. State	24	Away	23,500
10 Clemson	14	Home	24,500
17 Virginia	41	Away	16,000
21 Florida State	45	Away	20,252
<hr/> 180	<hr/> 204		<hr/> 265,983

## TEAMS STATISTICS

	MD.	OPP.
Total plays .....	579	646
Times Carried .....	364	455
First Downs .....	114	147
Rushing .....	42	70
Passing .....	65	66
Penalties .....	7	11
Yards gained rushing .....	1171	1836
Yards lost rushing .....	358	305
Net yards rushing .....	813	1531
Yards gained passing .....	1624*	1231
TOTAL YARDS OFFENSE .....	2437	2762
Passes attempted .....	215	191
Passes completed .....	110	97
Passing percentage .....	51.2	50.8
Passes had intercepted .....	16	15
No. punts—avg. yardage .....	65-39.6	68-38.5
Own fumbles lost .....	16	12
No. penalties-yds lost .....	45-382	45-490
Touchdowns .....	25	26
Field goals .....	2	6
Safeties .....	0	4
Total points .....	180	204

\* New Maryland Record

# 1966 INDIVIDUAL STATISTICS

(Returning players in CAPS)

## TOTAL OFFENSE

	Plays	Yardage	Avg. Gain
PASTRANA .....	287	1395	4.9
Stofa .....	8	61	7.6
Petry .....	14	55	4.0

## INDIVIDUAL RUSHING

	Att.	Gained	Lost	Net	Avg. Gain
LOVETT .....	98	455	4	451	4.6
TORAIN .....	94	297	38	259	2.7
DONOFRIO .....	48	123	4	119	2.5
LEE .....	17	59	4	55	3.2
McQuown .....	8	28	0	28	3.5
Marciniak .....	3	9	0	9	3.0
VAN HEUSEN .....	1	5	0	5	5.0
Petry .....	2	4	2	2	1.0
Stofa .....	1	0	11	-11	-11.0
PASTRANA .....	92	191	295	-104	-1.1

## INDIVIDUAL PASSING

Passer	Att.	Comp.	Int.	Yds.	Pct.	TDs.
PASTRANA .....	195	102	14	1499*	52.3	17**
Stofa .....	7	5	1	72	71.4	0
Petry .....	12	3	1	53	25.0	0
VAN HEUSEN .....	1	0	0	0	.0	0

\* New school record

\*\* New Atlantic Coast Conference and School record

## PASS RECEIVING

Receiver	No.	Yds.	Avg. Gain	TDs
VAN HEUSEN .....	25	536	21.4	7*
DONOFRIO .....	22	217	9.9	2
Collins .....	18	276	15.3	3
Myrtle .....	13	215	16.5	1
TORAIN .....	9	126	14.0	2
LOVETT .....	9	59	6.5	0
CARLSON .....	7	138	19.7	2
McQuown .....	4	32	8.0	0
Bell .....	2	10	5.0	0
LEE .....	1	15	15.0	0

\* Ties school and ACC record

## PUNTING

Kicker	No.	Yardage	Punt
VAN HEUSEN .....	46	1839	40.0
CARLSON .....	16	616	38.5

### SCORING

Player	TDs	PATs	FGM-FGA	POINTS
VAN HEUSEN .....	7			42
TORAIN .....	5			30
Bramson .....		24-25	2-8	30
PASTRANA .....	4			24
Collins .....	3			18
CARLSON .....	2			12
DONOFRIO .....	2			12
LOVETT .....	1			6
Myrtle .....	1			6

### INTERCEPTION RETURNS

Player	No.	Yardage	Avg. Return
Hetrick .....	4	28	7.0
LAVRUSKY .....	3	59	19.7
STICKEL .....	3	49	16.3
Cooper .....	2	23	11.5
Absher .....	1	21	21.0
MORTENSEN .....	1	0	.0
SANTY .....	1	0	.0

### PUNT RETURNS

Player	No.	Yardage	Return
COLLINS .....	18	160	8.8
Cooper .....	11	54	4.9
Hetrick .....	9	52	5.8

### KICKOFF RETURNS

Players	No.	Yardage	Return
VAN HEUSEN .....	8	173	21.6
Patryn .....	6	123	20.5
TORAIN .....	5	105	21.0
Collins .....	4	80	20.0
Cooper .....	3	54	18.0
Hetrick .....	2	30	15.0
GUNDERMAN .....	2	25	12.5
LEE .....	1	25	25.0
DONOFRIO .....	1	20	20.0
McQuown .....	1	15	15.0
Vucin .....	1	12	12.0
LOVETT .....	1	9	9.0
Haley .....	1	0	0

New Maryland record (Set During 1966)

- Career: 110 points by placekicker — Bernardo Bramson, 56 PATs, 18 FGs (Broke own record)  
 18 field goals — Bernardo Bramson (1964-'66)
- Season: 17 Touchdown passes by Alan Pastrana, 10 games (Old record, 12)  
 7 Touchdown passes caught by Billy Van Heusen, 10 games  
 1499 yards gained passing by Alan Pastrana (Old record, 1,480)  
 1624 yards gained passing (TEAM RECORD, old record 1,480)
- Game: Longest non-scoring pass, 50 yards, Pastrana to Ralph Donfrio vs. Wake Forest, 9/24/67) Most passes had intercepted 4 (Pastrana). Ties record.

## TERP ALL-AMERICA PLAYERS

- 1923—W. Supplee, End—Second Team, AP
- 1928—Gerald Snyder, Fullback—Second Team, AP
- 1931—Jess Krajcovic, Guard—Honorable Mention, AP
- 1934—Norwood Sothoron, Fullback—Honorable Mention, AP  
Vic Willis, End—Honorable Mention, AP  
Bill Guckeyson, Halfback—Honorable Mention, AP  
Ed Minion, Tackle—Honorable Mention, AP
- 1935—Bill Guckeyson, Halfback—Honorable Mention, AP  
Vic Willis, End—Honorable Mention, AP
- 1936—Bill Guckeyson—Halfback—Honorable Mention, AP
- 1937—Jim Meade, Halfback—Honorable Mention, AP
- 1940—Bob Smith, Center—Honorable Mention, AP  
Ralph Albarano, Tackle—Honorable Mention, AP
- 1942—Tommy Mont, Quarterback, Honorable Mention, AP  
Paul Flick—Center—Honorable Mention, AP
- 1947—Lou Gambino, Halfback—Honorable Mention, AP  
Gene Kinney, Center—Honorable Mention, AP
- 1948—Ray Krouse, Tackle—Honorable Mention, AP, UP  
Elmer Wingate, End—Honorable Mention, UP
- 1949—Ray Krouse, Tackle—Second Team, AP
- 1950—Bob Ward, Guard—First Team, AP, Look, NEA, Gridiron, All-Players, Colliers  
Second Team, UP, INS, The Quarterback  
Ed Modzelewski, Fullback—Honorable Mention, AP, UP
- 1951—Bob Ward, Guard—UNANIMOUS First Teams  
Dick Modzelewski, Tackle—First Team, All Players; Second Team, AP; Third Team, UP  
Ed Modzelewski, Fullback—First and Second Teams  
Jack Scarbath, Quarterback—Honorable Mention, AP, All-Players  
Tom Cosgrove, Center—Honorable Mention, AP, All Players  
Dave Cianelli, Fullback—Honorable Mention, AP  
Joe Petruzzo—Halfback—Honorable Mention, AP
- 1952—Jack Scarbath, Quarterback—UNANIMOUS First Teams  
Dick Modzelewski, Tackle—UNANIMOUS First Teams  
Tom Cosgrove, Center—Second Team, All-Players  
Stan Jones, Tackle—Honorable Mention, All-Players
- 1953—Stan Jones, Tackle—UNANIMOUS First Teams  
Bernie Faloney, Quarterback—Eight First Teams, All Second Teams  
Chester Hanulak, Halfback—Second Team, INS; Honorable Mention, AP, UP, NEA  
Ralph Felton, Fullback—Honorable Mention, AP, UP, NEA  
Bill Walker, End—Honorable Mention, UP  
John Irvine, Center—Honorable Mention, UP  
Bob Morgan, Tackle—Honorable Mention, UP
- 1954—Dick Bielski, Fullback—Third Team, All-Players; Honorable Mention, AP, UP  
Ronnie Waller, Halfback—Honorable Mention, AP, UP  
Jack Bowersox, Guard—First Team, Gridiron Index; Honorable Mention, AP, UP  
John Irvine, Center—Honorable Mention, UP  
Bill Walker, End—Second Team, AP; Honorable Mention, UP  
Bob Pellegrini, Guard—Honorable Mention, UP  
George Palahunik, Guard—Honorable Mention, UP

- 1955—Bob Pellegrini—Center—UNANIMOUS First Teams  
 Ed Vereb, Halfback—First Team, Movietone News, N. Y. Daily News, Extension; Second Team, INS; Third Team, AP, UP, Sporting News  
 Mike Sandusky, Tackle—First Team, Sporting News, Extension; Second Team, UP, NEA, N. Y. Daily News; Honorable Mention, AP  
 Jack Davis, Guard—Honorable Mention, AP, UP, NEA  
 Frank Tamburello, Quarterback—First Team, Movietone News; Honorable Mention, AP, UP, NEA  
 Bill Walker, End—Second Team, UP, Sporting News; Honorable Mention, NEA  
 Russell Dennis, End—First Team, N. Y. Daily News  
 Ed Heuring, Tackle—Honorable Mention, AP, UP
- 1956—Mike Sandusky, Tackle—Honorable Mention, AP, UP, INS, NEA  
 Jack Davis, Guard—Honorable Mention, AP, UP, INS, NEA  
 Gene Alderton, Center—Honorable Mention, AP, UP
- 1957—Rod Breedlove, Guard—Honorable Mention, AP, UP, NEA, Sporting News  
 Ed Cooke, End—Honorable Mention, AP, UP, NEA  
 Gene Alderton, Center—Honorable Mention, AP, NEA
- 1958—Rod Breedlove, Guard, Honorable Mention, AP, UPI, NEA, Sporting News  
 Fred Cole, Tackle—Honorable Mention, AP, UPI
- 1959—Rod Breedlove, Guard—Honorable Mention, AP, UPI, NEA  
 Jim Joyce, Fullback—Honorable Mention, AP, NEA  
 Gary Collins, End—Honorable Mention, AP, UPI  
 Tom Gunderman, Guard—Honorable Mention, AP, UPI  
 Kurt Schwarz, Tackle—Honorable Mention, UPI
- 1960—Gary Collins, End—Honorable Mention, AP, UPI  
 Dale Betty, Quarterback—Honorable Mention, AP
- 1961—Gary Collins, End—First Team, UPI, NEA, American Football Coaches Association, Football Writers Association, Pro Football Scouts; Second Team, AP.  
 Bob Hacker, Center—Honorable Mention, AP, UPI.
- 1962—Dick Shiner, Quarterback—Honorable Mention, AP, UPI  
 Walter Rock, Guard—Honorable Mention, AP, UPI  
 Roger Shoals, Tackle—Honorable Mention, UPI  
 Tom Brown, Halfback—Honorable Mention, AP

## SPECIAL TERRAPIN AWARDS

The Maryland Ring offered in memory of Charles L. Linhardt to the Maryland man who is adjudged the best athlete of the year:

1952—Dave Cianelli—Back  
1953—John Alderton—End  
1960—Rod Breedlove—Guard  
1965—George Stem—Back  
1966—Alan Pastrana—Back

The Silvester Watch for excellence in athletics to the man who typified the best in college athletics:

1948—Vic Turyn—Back  
1949—Joe Tucker—Back  
1950—Elmer Wingate—End  
1953—Paul Nester—End  
1954—Marty Crytzer—End  
1958—Ed Cooke—End  
1960—Jim Joyce—Back  
1961—Dale Betty—Back  
1963—Dick Shiner—Back  
1966—Neil Brayton (Basketball)  
1967—Jay McMillen (Basketball)

The Teke Trophy to the student who during his four years at the University has rendered the greatest service to football:

1950—John Idzik—Back  
1951—Bob Ward—Guard  
1952—Ed Fullerton—Back  
1953—Bernie Faloney—Back  
1954—John Irvine—Center  
1955—Bob Pellegrini—Center  
1956—Mike Sandusky—Tackle  
1957—Gene Alderton—Center  
1958—Bob Rusevlyan—Back  
1959—Kurt Schwarz—Tackle  
1960—Vincent Scott—End  
1961—Gary Collins—End  
1962—Tom Brown—Halfback  
1963—Bob Burton—Halfback  
1964—Olaf Drozdov—Tackle  
1965—George Stem—Back  
1966—Dick Absher—End

The Alvin L. Aubinoe Trophy, for the "Unsung Hero" of the current season:

1956—Al Wharton—Tackle  
1957—Wilbur Main—Center  
1958—Ted Kershner—Back  
1959—Joe Gardi—Tackle  
1960—Leroy Dietrich—Center  
1961—Dick Barlund—End  
1962—Murnis Banner—Halfback  
1963—George Stem—Halfback  
1964—John Kenny—End  
1965—Charles Krahling—Center  
1966—Bobby Collins—Back

The Anthony C. Nardo Memorial Trophy to the best Football lineman of the year:

1950—Bob Ward—Guard  
1951—Bob Ward—Guard  
1952—William Maletzky—Guard  
1953—Stan Jones—Tackle  
1954—Bob Pellegrini—Guard  
1955—Mike Sandusky—Tackle  
1956—Al Wharton—Tackle  
1957—Don Healy—Tackle  
1958—Fred Cole—Tackle  
1959—Tom Gunderman—Guard  
1960—Gary Collins—End  
1961—Bill Kirchiro—Tackle  
1962—Dave Crossan—Tackle  
1963—Olaf Drozdov—Tackle  
1964—Fred Joyce—Guard  
1965—Dick Absher—End  
1966—Dick Absher—End

The Jim Tatum Memorial Trophy to the "Outstanding Tackle":

1959—Kurt Schwarz  
1960—Tom Sankovich  
1961—Bill Kirchiro  
1962—Dave Crossan  
1963—Olaf Drozdov  
1964—Larry Bagranoff  
1965—Larry Bagranoff

The A. V. Williams award for the Outstanding Scholar and Athlete:

1954—Ron Waller—Back  
1957—Howard Dare—Back  
1960—Dale Betty—Back

The George C. Cook Memorial Scholarship Trophy to the member of the team with the highest scholastic average:

1962—Don White—Quarterback  
1963—Dave Nardo—End  
1964—Bruce Springer—Back  
1965—Bruce Springer—Back

The Geary F. Eppley Award to the graduating male senior athlete

who during his 3 years of varsity competition lettered at least once and attained the highest overall scholastic average.

1963—Dave Nardo—End

#### **BEST OFFENSIVE BACK**

1952—Chester Hanulak—Halfback  
1953—Ralph Felton—Fullback  
1954—Ron Waller—Halfback  
1955—Ed Vereb—Halfback  
1956—Fred Hamilton—Halfback  
1957—Bob Rusevlyan—Quarterback  
1958—Bob Rusevlyan—Quarterback  
1959—Jim Joyce—Fullback  
1960—Dale Betty—Quarterback  
1961—Dick Shiner—Quarterback  
1962—Tom Brown—Halfback  
1963—Dick Shiner—Quarterback  
1964—Tom Hickey—Tailback  
1965—Walt Marciniak—Fullback  
1966—Alan Pastrana—Quarterback

#### **BEST OFFENSIVE LINEMAN**

1952—Tom Cosgrove—Center  
1953—Marty Crytzer—End  
1954—Jack Bowersox—Guard  
1955—Russell Dennis—End  
1956—Al Wharton—Tackle  
1957—Tom Gunderman—Guard  
1958—Fred Cole—Tackle  
1959—Tom Gunderman—Guard  
1960—Bob Hacker—Center  
1961—Roger Shoals—Tackle  
1962—Roger Shoals—Tackle  
1963—Gene Feher—Center  
1964—Joe Frattaroli—Guard  
1965—Matt Arbutina—Tackle  
1966—Tom Cichowski—Tackle

#### **BEST DEFENSIVE BACK**

1962—Ed Fullerton—Halfback  
1953—Dick Nolan—Halfback  
1954—Joe Horning—Halfback  
1955—Lynn Beightol—Quarterback  
1956—Bob Rusevlyan—Quarterback  
1957—Bob Layman—Halfback  
1958—Jim Joyce—Fullback  
1959—Dwayne Fletcher—Quarterback  
1960—Jim Davidson—Quarterback  
1961—Tom Brown—Halfback  
1962—Joe Hrezo—Fullback  
1963—Ernie Arizzi—Halfback  
1964—Bob Sullivan—Halfback  
1965—Fred Cooper—Halfback  
1966—Lou Stickel—Halfback

#### **BEST DEFENSIVE LINEMAN**

1952—John Alderton—End  
1953—Bob Morgan—Tackle  
1954—Tom McLuckie—Guard  
1955—Mike Sandusky—Tackle  
1956—Mike Sandusky—Tackle  
1957—Rod Breedlove—Guard  
1958—Ben Scotti—End  
1959—Rod Breedlove—Guard  
1960—Tom Sankovich—Tackle  
1961—Dave Crossan—Tackle  
1962—Walter Rock  
1963—Joe Ferrante—Guard  
1964—Olaf Drozdov—Tackle  
1965—Larry Bagranoff—Tackle  
1966—Jim Lavrusky—Linebacker

## **TERPS ON ALL-CONFERENCE TEAMS**

### **"ATLANTIC COAST SPORTS-WRITERS ASSOCIATION"**

#### **1953—FIRST TEAM**

Stan Jones—Tackle  
Jack Bowersox—Guard  
Bernie Faloney—Back  
Chester Hanulak—Back

#### **SECOND TEAM**

Bill Walker—End  
Bob Morgan—Tackle  
Ralph Felton—Back

#### **THIRD TEAM**

John Irvine—Center  
Marty Crytzer—End

#### **PLAYER OF YEAR**

Bernie Faloney—Back

#### **COACH OF YEAR**

Jim Tatum

#### **1954—FIRST TEAM**

Bill Walker—End  
Dick Bielski—Back  
Ronnie Waller—Back

#### **SECOND TEAM**

Bob Pellegrini—Guard  
John Irvine—Center

#### **THIRD TEAM**

Jack Bowersox—Guard



**1955—FIRST TEAM**

Mike Sandusky—Tackle  
 Jack Davis—Guard  
 Bob Pellegrini—Center  
 Ed Vereb—Back

**SECOND TEAM**

Bill Walker—End  
 Russell Dennis—End  
 Frank Tamburello—Back

**PLAYER OF YEAR**

Bob Pellegrini—Center

**COACH OF YEAR**

Jim Tatum

**JACOBS BLOCKING TROPHY**

Bob Pellegrini

**1956—FIRST TEAM**

Mike Sandusky—Tackle  
 Jack Davis—Guard

**THIRD TEAM**

Gene Alderton—Center

**1957—FIRST TEAM**

Ed Cooke—End  
 Rod Breedlove—Guard

**SECOND TEAM**

Gene Alderton—Center

**1958—SECOND TEAM**

Fred Cole—Tackle  
 Rod Breedlove—Guard

**1959—SECOND TEAM**

Tom Gunderman—Guard  
 Jim Joyce—Back

**1960—FIRST TEAM**

Gary Collins—End

**1961—FIRST TEAM**

Gary Collins—End  
 Bob Hacker—Center

**SECOND TEAM**

Roger Shoals—Tackle  
 Bill Kirchiro—Tackle

**1962—FIRST TEAM**

Walter Rock—Guard  
 Dick Shiner—Back  
 Tom Brown—Back

**1963—SECOND TEAM**

Dick Shiner—Back

**1964—FIRST TEAM**

Jerry Fishman—Guard

**1964—SECOND TEAM**

Olaf Drozdov—Tackle  
 Tom Hickey—Back

**1965—DEFENSE TEAM**

Bob Sullivan—Back

**1966—DEFENSE TEAM**

Dick Absher—End

**“ASSOCIATED PRESS”****1953—FIRST TEAM**

Stan Jones—Tackle  
 Bernie Faloney—Back  
 Chester Hanulak—Back  
 Ralph Felton—Back

**SECOND TEAM**

Jack Bowersox—Guard  
 Bill Walker—End  
 Bob Morgan—Tackle  
 John Irvine—Center

**1958—FIRST TEAM**

Rod Breedlove—Guard

**SECOND TEAM**

Fred Cole—Tackle

**1959—FIRST TEAM**

Jim Joyce—Back  
 Tom Gunderman—Guard

**THIRD TEAM**

Dick Nolan—Back  
 Marty Crytzer—End

**1954—FIRST TEAM**

Dick Bielski—Back  
 Ronnie Waller—Back  
 Bill Walker—End

**SECOND TEAM**

John Irvine—Center  
 Bob Pellegrini—Guard  
 Jack Bowersox—Guard

**1955—FIRST TEAM**

Bob Pellegrini—Center  
 Ed Vereb—Back  
 Mike Sandusky—Tackle  
 Jack Davis—Guard  
 Frank Tamburello—Back

**SECOND TEAM**

Bill Walker—End  
 Russell Dennis—End

**PLAYER OF YEAR**

Bob Pellegrini—Center

**1956—FIRST TEAM**

Mike Sandusky—Tackle  
 Jack Davis—Guard  
 Gene Alderton—Center

**1957—FIRST TEAM**

Rod Breedlove—Guard  
 Ed Cooke—End

**SECOND TEAM**

Gene Alderton—Center

### SECOND TEAM

Rod Breedlove—Guard  
Gary Collins—End

### 1960—FIRST TEAM

Gary Collins—End

### SECOND TEAM

Dale Betty—Back

### 1961—FIRST TEAM

Gary Collins—End  
Bob Hacker—Center

### SECOND TEAM

Roger Shoals—Tackle

### THIRD TEAM

Dick Shiner—Quarterback

### 1962—FIRST TEAM

Dick Shiner—Quarterback  
Tom Brown—Halfback  
Walter Rock—Guard

### SECOND TEAM

Roger Shoals—Tackle  
Len Chiaverini—Fullback

### HONORABLE MENTION

Dave Crossan—Tackle  
Olaf Drosdov—Tackle

## "UNITED PRESS INTERNATIONAL"

### 1955—FIRST TEAM

Bill Walker—End  
Bob Pellegrini—Center  
Ed Vereb—Back  
Mike Sandusky—Tackle

### SECOND TEAM

Jack Davis—Guard  
Frank Tamburello—Back  
Russell Dennis—End

### 1956—FIRST TEAM

Mike Sandusky—Tackle  
Jack Davis—Guard

### 1957—FIRST TEAM

Ed Cooke—End

### SECOND TEAM

Rod Breedlove—Guard  
Gene Alderton—Center

### 1958—FIRST TEAM

Rod Breedlove—Guard

### SECOND TEAM

Tom Gunderman—Guard  
Ben Scotti—End

### 1959—SECOND TEAM

Rod Breedlove—Guard

### 1960—FIRST TEAM

Gary Collins—End

### 1961—FIRST TEAM

Gary Collins—End

### 1962—FIRST TEAM

Dick Shiner—Quarterback  
Walter Rock—Guard

## MARYLAND FOOTBALL RECORDS

### SINGLE GAME RECORDS, Individual

MOST POINTS SCORED: 31 by Bob Shemonski against VPI, 1950 (5 td's, 1 Pat).

MOST TD'S SCORED: 5 by Bob Shemonski against VPI, 1950.

MOST PAT SCORED: 6 by Bob Dean against South Carolina, 1949; 6 by Don Decker against West Virginia, 1951. 6 by Vincent Scott against Virginia, 1960.

MOST TD PASSES CAUGHT: 2 by Don Gleasner against Virginia, 1945; 2 by Leroy Mortor against Michigan State, 1946; 2 by Lou Gambino against West Virginia, 1947; 2 by Elmer Wingate against George Washington, 1948; 2 by Stan Karnash against George Washington, 1949; 2 by Pete Augsburg against South Carolina, 1949; 2 by Henry Fox against Georgetown, 1949; 2 by Lloyd Colteryahn against LSU, 1952; 2 by Bill Walker against Alabama, 1953; 2 by Gary Collins against Clemson, 1959, 2 by Billy Van Heusen (twice) against N.C. State and Florida State, 1966.

MOST TD PASSES THROWN: 3 by Tommy Mont against Connecticut, 1942; 3 by Vic Turyan against George Washington, 1948; 3 by Stan Lavine against George Washington, 1949; 3 by Jack Scarbath against West Virginia, 1951; 3 by Jack Scarbath against LSU, 1952, 3 by Dale Betty against North Carolina State, 1959; 3 by Dale Betty against Clemson, 1959; 3 by Dick Novak against West Virginia, 1959; 3 by Dick Shiner against Penn State, 1961; 3 by Alan Pastrana against N.S. State, 1966.

MOST TD RESPONSIBILITY: 5 by Bob Shemonski against VPI, 1950.

MOST FIELD GOALS: 3 by Vincent Scott against West Virginia, 1959.

LONGEST SCORING RUN FROM SCRIMMAGE: 90 yards by Dick Burgee against Missouri, 1954.

LONGEST SCORING PASS: 40 yards by Dick Novak to Jim Davidson against West Virginia, 1959.

LONGEST SCORING PASS AND RUN: 92 yards by Stan Lavine to Ed Bolton against South Carolina, 1949 (pass 15 yards, run 77 yards).

LONGEST SCORING RUN AFTER PASS: 77 yards by Ed Bolton on pass from Stan Lavine against South Carolina, 1949. (Pass 15 yds).

LONGEST FIELD GOAL: 48 yards by Vincent Scott against West Virginia, 1959.

LONGEST SCORING RETURN OF INTERCEPTED PASS: 100 yards (105 actual) by Joe Horning against Missouri, 1951; 100 yards (103 actual) by Dickie Lewis against North Carolina State, 1956; 100 yards by Tom Brown against Virginia, 1962.

LONGEST SCORING RETURN OF INTERCEPTED PASS BY OPPONENT: 93 yards by Walter Matson of Pennsylvania, 1941.

LONGEST PUNT RETURN FOR TD: 90 yards by Dick Nolan against Clemson, 1953.

LONGEST PUNT RETURN FOR TD BY OPPONENT: 100 yards by Frank Brady of Navy, 1951.

LONGEST KICKOFF RETURN FOR TD: 100 yards (102 actual) by Dick Novak and Dennis Condie against Virginia, 1960 (Novak returned to nine yard line then lateraled to Condie who returned 91 yards). (101 actual) by Kenny Ambrusko against Navy, 1964.

LONGEST KICKOFF RETURN FOR TD BY OPPONENT: 93 yards by Jim McPherson of North Carolina, 1926.

LONGEST SCORING RUN WITH RECOVERED FUMBLE: 23 yards by Howie Dare against North Carolina, State, 1954.

LONGEST NON-SCORING RUN FROM SCRIMMAGE: 76 yards by Harry Bonk against North Carolina, 1948.

LONGEST NON-SCORING PASS: 50 yards by Alan Pastrana to Ralph Donofrio. Wake Forest, 1966

LONGEST NON-SCORING RUN WITH RECOVERED FUMBLE BY OPPONENT. 75 yards by Dave Russell of Washington & Lee, 1942.

LONGEST NON-SCORING PASS AND RUN: 73 yards by Tom Mont to Hubie Werner against Lakehurst, 1942 (pass 32 yards run 41 yards).

LONGEST NON-SCORING RUN AFTER PASS: 41 yards by Hubie Werner against Lakehurst, 1942 on 32 yard pass from Tommy Mont.

LONGEST NON-SCORING RUN OF INTERCEPTED PASS: 74 yards by Bernie Faloney against LSU, 1952.

LONGEST NON-SCORING KICKOFF RETURN: 76 yards by Howie Dare against Miami, 1957.

LONGEST NON-SCORING PUNT RETURN: 67 yards by John McVicker against Syracuse, 1956.

MOST RUSHES: 33 by Len Chiaverini against South Carolina, 1962.

MOST YARDS GAINED RUSHING: (NET): 193 yards by Ray Poppleman against Western Maryland, 1931 (24 carries).

BEST RUSHING AVERAGE: 24.0 by Ernie Arizzi against Syracuse, 1961 (4 carries).

MOST PASSES ATTEMPTED: 35 by Jim Corcoran against Penn State 1965. (completed 18).

MOST PASSES COMPLETED: 18 by Jim Corcoran against Penn State 1965. (35 attempts).

BEST COMPLETION PERCENTAGE: (minimum of 10 attempts): .800 by Tommy Mont against Bainbridge, 1946 (8 completions, 10 attempts).

MOST YARDS GAINED PASSING: 243 by Jack Scarbath against Navy, 1951 (14 completions, 23 attempts).

MOST PASSES HAD INTERCEPTED: 4 by Dick Shiner vs. Navy, 1963 and Alan Pastrana vs. Clemson, 1966.

MOST TOTAL PLAYS (rush and pass): 45 by Jim Corcoran against Penn State, 1965. (35 passes, 10 rushes).

MOST NET YARDS GAINED (rushing and passing): 272 by Dick Shiner against SMU, 1962 (238 passing — 34 rushing).

BEST OFFENSIVE AVERAGE (rushing and passing): (minimum 4 plays. 24.0 by Ernie Arizzi against Syracuse, 1961 (4 plays, 96 yards).

MOST PASSES CAUGHT: 10 by Darryl Hill against Clemson, 1963.

MOST YARDS GAINED ON PASS RECEPTIONS: 131 yards by Lloyd Colteryahn against Alabama, 1952 (8 receptions).

MOST PASSES INTERCEPTED: 3 by Bob Shemonski against Georgia, 1951. 3 by Tom Brown against Air Force, 1961.

MOST YARDS GAINED ON INTERCEPTION RUNBACKS: 111 yards by Dickie Lewis against North Carolina State, 1956.

MOST PUNTS: 10 by Bill Guckeyson against Syracuse, 1936. 10 by Jack Targarona against West Virginia, 1950.

MOST TOTAL YARDS PUNTING: 510 by Bill Guckeyson against Syracuse, 1936.

BEST PUNTING AVERAGE: 53 yards by Lynn Beightol against Oklahoma, 1956 Orange Bowl (3 punts).

LONGEST PUNT WITH ROLL: 88 yards by John Fritsch against Miami, 1956. (Note) "Untz" Brooke Brewer had a 93 yard punt against VMI, 1916.

LONGEST PUNT WITH ROLL BY OPPONENT: 84 yards by Charlie Justice of North Carolina, 1948.

MOST PUNTS RETURNED: 6 by Joe Petruzzo against I.SU, 1951 (67 yards). 6 by Bobby Collins vs. Syracuse 1965 (41 yards).

MOST YARDS GAINED RETURNING PUNTS: 146 by Bob Shemonski against North Carolina State, 1950 (5 returns).

MOST PUNTS BLOCKED: 1 by several men.

MOST KICKOFFS RETURNED: 5 by Tom Brown against Miami, 1962.

MOST YARDS RETURNING KICKOFFS: 153 by Tom Brown against Miami, 1962, (5 returns).

MOST OPPONENTS' FUMBLES RECOVERED: 3 by Tom Gunderman against Miami, 1957.

## SINGLE GAME RECORDS, Team

- HIGHEST SCORE: Maryland 80 Washington College 0, 1927.  
MOST TOTAL POINTS SCORED BY BOTH TEAMS: 87, 1954 (Maryland 74, Missouri 13).  
HIGHEST SCORE BY OPPONENT: Navy 76, Maryland 0, 1913.  
MOST TD'S SCORED: 12 against Washington College, 1927.  
MOST PAT SCORED: 8 against Washington College, 1927; 8 against Missouri, 1954.  
MOST SAFETIES SCORED: 2 against Delaware, 1947, 2 against Georgetown, 1950.  
MOST FIELD GOALS SCORED: 3 against West Virginia, 1959.  
MOST TD'S SCORED PASSING: 4 against George Washington, 1948 (3 by Vic Turyn, 1 by John Idzik); 4 against Navy, 1952 (2 by Jack Scarbath, 1 by Lloyd Colteryahn, 1 by Bernie Faloney); 4 against George Washington, 1954 (2 by Frank Tamburello, 1 by Charles Boxold, 1 by Lynn Beightol).  
MOST OPPONENTS TD'S SCORED PASSING: 4 by Wake Forest 1958 (3 by Norman Snead, 1 by Charlie Parker).  
MOST TOTAL PLAYS: 92 against Texas, 1959.  
MOST RUSHES: 76 against Miami, 1958.  
FEWEST RUSHES: 24 against N.C. State 1965.  
MOST NET YARDS GAINED RUSHING: 577 against VPI, 1950.  
FEWEST NET YARDS GAINED RUSHING: Minus 58 against Navy 1965.  
FEWEST NET YARDS GAINED RUSHING BY OPPONENTS: Minus 21 by West Virginia, 1951, Minus 21 by UCLA, 1955.  
BEST AVERAGE PER RUSH: 10.5 yards against VPI, 1950 (577 yds. in 55 rushes).  
MOST PASSES ATTEMPTED: 40 against Virginia, 1958 (18 completions for 330 yds.)  
MOST PASSES COMPLETED: 21 against North Carolina, 1958 (35 attempts).  
FEWEST PASSES COMPLETED: 0 against Michigan State, 1944 (1 attempt); 0 against Vanderbilt, 1948 (12 attempts); 0 against Missouri, 1951 (3 attempts).  
FEWEST PASSES ATTEMPTED: 1 against Michigan State, 1944.  
MOST PASSES ATTEMPTED BY OPPONENTS: 57 by West Virginia, 1951 (19 completions).  
FEWEST PASSES COMPLETED BY OPPONENTS: 0 by Syracuse, 1939 (5 attempts); 0 by Michigan State, 1944 (0 attempts); 0 by Delaware, 1948 (3 attempts); 0 by Boston University, 1952 (6 attempts); 0 by Kentucky, 1956 (3 attempts).  
FEWEST YARDS GAINED PASSING BY OPPONENTS: Minus 1 by Clemson, 1956.  
MOST YARDS GAINED PASSING: 330 against Virginia, 1958 (18 completions, 40 attempts).  
FEWEST YARDS GAINED PASSING: 0 against Michigan State, 1944, Vanderbilt, 1948; Missouri, 1951.  
BEST COMPLETION PERCENTAGE: (min. 10 attempts) .800 against Georgia, 1952 (8 completions, 10 attempts).  
MOST PASSES INTERCEPTED: 7 against Georgia, 1951.  
MOST PASSES HAD INTERCEPTED: 6 by Pennsylvania, 1941.  
MOST TOTAL YARDS GAINED (rush and pass): 602 against West Virginia, 1951 (523 rushing, 79 passing).  
FEWEST TOTAL YARDS GAINED (rush and pass): 29 against Syracuse, 1959.  
MOST TOTAL FIRST DOWNS: 29 against Wake Forest, 1963.

FEWEST TOTAL FIRST DOWNS: 1 against Michigan State, 1944  
 MOST FIRST DOWNS RUSHING: 24 against Washington & Lee, 1951  
 FEWEST FIRST DOWNS RUSHING: 1 against Michigan State, 1944  
 1 against Syracuse, 1959.  
 MOST FIRST DOWNS PASSING: 13 against SMU, 1962.  
 FEWEST FIRST DOWNS PASSING: 0 against 12 teams (last one  
 South Carolina 1958).  
 MOST FUMBLES: 8 against Georgia, 1952 (lost 2).  
 FEWEST FUMBLES: 0 against VMI, 1945; 0 against Kentucky, 1954; 0  
 against South Carolina, 1958; 0 against South Carolina, 1959; 0  
 against West Virginia, 1960; 0 against Virginia, 1960.  
 MOST FUMBLES BY OPPONENTS: 8 by South Carolina, 1948; 8 by  
 Mississippi, 1953.  
 MOST FUMBLES LOST: 6 against North Carolina, 1947.  
 MOST OPPONENTS FUMBLES RECOVERED: 5 against West Virginia,  
 1950; 5 against Missouri in 1950 Gator Bowl; 5 against North Caro-  
 lina, 1960.  
 MOST PENALTIES: 18 against VPI, 1950.  
 MOST PENALTIES BY OPPONENTS: 15 by Miami, 1957.  
 MOST YARDS PENALIZED: 130 against VPI, 1948; 130 against VPI,  
 1950.  
 MOST YARDS OPPONENTS PENALIZED: 135 by North Carolina,  
 1953.  
 FEWEST PENALTIES: 0 against Duke, 1941.  
 FEWEST PENALTIES BY OPPONENTS: 0 by Western Maryland,  
 1937; 0 by Western Maryland, 1939; 0 by Florida, 1939; 0 by Wash-  
 ington & Lee, 1941; 0 by William & Mary, 1945; 0 by South Caro-  
 lina, 1953.  
 MOST PUNTS: 14 against Virginia, 1937; 14 against Western Mary-  
 land, 1940.  
 FEWEST PUNTS: 1 against Washington & Lee, 1953; 1 against Geor-  
 gia, 1953; 1 against Syracuse, 1955; 1 against North Carolina  
 State, 1954; 1 against South Carolina, 1962.  
 MOST TOTAL YARDS PUNTING: 510 against Syracuse, 1936 (1C  
 punts).  
 BEST PUNTING AVERAGE: 51.7 yards against Washington & Lee  
 1951 (155 yds. on 3 punts).

### SEASON RECORDS, Individual

MOST POINTS SCORED: 97 by Bob Shemonski in 10 games, 1950.  
 96 by Lou Gambino in 10 games, 1947; 96 by Ed Vereb in 10  
 games, 1955; Gambino added 3 td's in the 20-20 1948 Gator Bowl  
 tie with Georgia for 11 game total of 114 points; Vereb scored 1  
 td. in the 20-6 loss to Oklahoma in the 1956 Orange Bowl for a  
 11 game total of 102 points.  
 MOST TOUCHDOWNS SCORED: 16 by Lou Gambino, 1947; 16 by Bob  
 Shemonski, 1950; 16 by Ed Vereb, 1955; all in 10 games. Gambino  
 added 3 in the 1948 Gator Bowl for 11 game total of 19 and Vereb  
 1 in the 1956 Orange Bowl for 11 game total of 17.  
 MOST PAT SCORED: 41 by Don Decker in 10 games, 1951, including  
 4 for 4 in 28-13 victory over Tennessee in the 1952 Sugar Bowl  
 (55 attempts).  
 MOST FIELD GOALS SCORED: 9 by Bernardo Bramson, 1964.  
 MOST TD PASSES THROWN: 17 by Alan Pastrana in 10 games, 1966.  
 MOST TD PASSES CAUGHT: 7 by Darryl Hill, 10 games, 1964 and Billy  
 Van Heusen, 10 games, 1966.

MOST PASSES ATTEMPTED: 222 by Dick Shiner, 1963 (10 games), completed 108.  
 MOST PASSES COMPLETED: 121 by Dick Shiner, 1962, (10 games), 203 attempts.  
 BEST PASSING PERCENTAGE: .621 by Dale Betty, 1960 (10 games) completed 82 of 132.  
 MOST YARDS GAINED PASSING: 1499 by Alan Pastrana in 10 games, 1966, (102 completions in 195 attempts).  
 MOST PASSES CAUGHT: 47 by Tom Brown in 10 games, 1962, (557 yards).  
 MOST PASSES INTERCEPTED: 10 by Bob Sullivan in 10 games, 1965.  
 MOST YARDS RETURNING INTERCEPTED PASSES: 147 by Joe Horning on 6 interceptions in 9 games, 1951.  
 MOST RUSHES: 182 by Tom Hickey in 10 games, 1964.  
 BEST RUSHING AVERAGE PER CARRY: 9.8 yards by Chet Hanulak, 1953.  
 MOST NET YARDS RUSHING: 904 by Lou Gambino in 10 games, 1947; 834 by Ed Modzelewski in 9 games, 1951; Gambino added 151 yds. in 1948 Gator Bowl for 10 game total of 1069 yards; Modzelewski added 153 yds. in 1952, Sugar Bowl for 10 game total of 987 yards. (Note) Ray Poppleman gained 1350 yards, 1931 but his total was not NET total and is believed to be total offense.  
 MOST AVERAGE NET YARDS RUSHING PER GAME: 92.7 by Modzelewski in 9 games, 1951; 90.4 by Lou Gambino in 10 games 1947; Modzelewski added 153 yds. in 1952 Sugar Bowl for 10 game avg. of 98.7 yds. per game. Gambino added 151 yds. in 1948 Gator Bowl for 11 game average of 97.2 yds.  
 MOST TOTAL YARDS (Rushing and Passing): 1426 by Dick Shiner in 10 games, 1962.  
 MOST PUNTS: 61 by Jack Targarona in 10 games, 1950.  
 BEST PUNTING AVERAGE: 43.7 by Bill Walker in 10 games, 1955 (15 punts); Walker added 4 punts in the 1956 Orange Bowl for a 11 game average of 41.2 (19 punts).  
 MOST PUNTS RETURNED: 28 by Bob Shemonski in 10 games, 1950.  
 MOST YARDS GAINED ON PUNT RETURNS: 505 by Bob Shemonski in 10 games, 1950.  
 BEST PUNT RETURN AVERAGE: (More than 3): 24.5 by Tom Brown on 8 returns, 1961.  
 MOST KICKOFFS RETURNED: 13 by Darryl Hill, 1963 for 317 yards.  
 MOST YARDS GAINED ON KICKOFF RETURNS: 352 by Dennis Condie on 10 returns, 1960.  
 BEST KICKOFF RETURN AVERAGE (more than 3): 44 yards by Howie Dare, 1957 (6 returns for 264 yds.)

### SEASON RECORDS, Team

MOST POINTS SCORED: 353 in 9 games, 1951; 381 in 10 games, 1951 including 28-13 victory over Tennessee in the 1952 Sugar Bowl.  
 FEWEST POINTS SCORED: 39 in 9 games, 1940.  
 MOST OPPONENTS POINTS SCORED: 235 in 9 games, 1938.  
 FEWEST OPPONENTS POINTS SCORED: 31 in 10 games, 1953; 38 in 11 games including the 7-0 loss to Oklahoma in the 1954 Orange Bowl.  
 MOST TD'S SCORED: 52 in 9 games, 1951; 56 in 10 games, including the 28-13 victory over Tennessee in the 1952 Sugar Bowl.  
 MOST FIELD GOALS: 9 in 1964 (all by Bernardo Bramson).

MOST PAT'S SCORED: 38 in 9 games, 1951; 42 in 10 games including the 28-13 victory over Tennessee in the 1952 Sugar Bowl.  
 BEST PERCENTAGE KICKING PAT'S: .1000 on 17 of 17 kicks, 1961.  
 BEST SEASON: 1951—Won 10 Lost 0 (includes 28-13 win over Tennessee in Sugar Bowl). 1953—Won 10 Lost 0 (10-1 including 7-0 loss to Oklahoma in 1954 Orange Bowl). 1955—Won 10 Lost 0 (10-1 including 20-6 loss to Oklahoma in 1956 Orange Bowl).  
 WORST SEASON: 1944: Won 1—Lost 7—Tied 1.  
 MOST FIRST DOWNS: 183 in 10 games, 1962.  
 MOST FIRST DOWNS BY OPPONENTS: 182 in 1960.  
 MOST YARDS GAINED RUSHING: 2921 in 9 games, 1951; 3210 in 10 games, 1951 including 28-13 victory over Tennessee in 1952 Sugar Bowl.  
 MOST YARDS GAINED RUSHING BY OPPONENTS: 2022 in 10 games, 1956.  
 MOST YARDS GAINED PASSING: 1624 in 10 games, 1966.  
 MOST YARDS GAINED PASSING BY OPPONENTS: 1391 in 9 games, 1951; 1466 in 10 games including 28-13 victory over Tennessee in 1952 Sugar Bowl.  
 MOST NET YARDS GAINED (rushing and passing): 3822 in 9 games, 1951 (2921 rushing and 901 passing); 4174 in 10 games including the 28-13 victory over Tennessee in the 1952 Sugar Bowl (3210 rushing, 964 passing).  
 MOST NET YARDS GAINED BY OPPONENTS (rushing & passing): 2929 in 1960 (1822 rushing 1107 passing).  
 FEWEST NET YARDS GAINED (rushing and passing) BY OPPONENTS: 1961 in 10 games, 1955 (761 yards rushing, 930 passing); Oklahoma gained 202 rushing, 53 passing in 1956 Orange Bowl for 11 game total of 1946.  
 MOST PASSES ATTEMPTED: 249 in 10 games, 1963 (113 completions).  
 MOST PASSES COMPLETED: 135 in 10 games, 1962 (244 attempts).  
 BEST PASSING PERCENTAGE: .577 in 10 games, 1960 (105 of 182).  
 BEST PASSING PERCENTAGE BY OPPONENTS: .517 in 10 games, 1959 (90 completions in 174 attempts).  
 MOST PASS INTERCEPTIONS: 34 in 9 games, 1951, 38 in 10 games including the 28-13 victory over Tennessee in the 1952 Sugar Bowl.  
 MOST PASS INTERCEPTIONS BY OPPONENTS: 23 in 10 games, 1948.  
 MOST FUMBLES: 44 in 10 games, 1950.  
 MOST OPPONENTS FUMBLES: 40 in 10 games, 1960. (Lost 19).  
 FEWEST FUMBLES: 17 in 10 games, 1960 (lost 7).  
 MOST PENALTIES: 78 in 11 games, 1953 (492.5 yards).  
 MOST YARDAGE LOST PENALTIES: 694 in 10 games, 1956 (72 penalties).  
 MOST PUNTS: 63 in 10 games, 1957.  
 MOST PUNTS BY OPPONENTS: 85 in 10 games, 1950.  
 MOST YARDS ALL PUNTS: 2455 in 10 games, 1966 (65 punts).  
 BEST PUNTING AVERAGE: 41.5 yards in 10 games, 1953 (37 punts)

### **CAREER RECORDS, Individual**

MOST POINTS SCORED REGULAR SEASON: 126 by Ed Modzelewski, 28 games, 1949-51 (21 td's) (note) he added 1 td in 1950 Gator Bowl for total of 132).  
 MOST POINTS SCORED ALL GAMES: 133 by Bob Shemonski, 30 games, 1949-51 (22 td's, 1 pat). Includes 2 td's in 1950, Gator Bowl, 1 td in 1952 Sugar Bowl.  
 MOST POINTS BY PLACEKICKER REGULAR SEASON: 110 by Bernardo Bramson, 30 games, 1964-66 (56 pat, 58 att, 18 field goals).



MOST POINTS BY PLACEKICKER ALL GAMES: 110 by Bernardo Bramson, 30 games. (Total of 56 pat in 58 att., 18 field goals).  
 MOST FIELD GOALS REGULAR SEASON GAMES: 18 by Bernardo Bramson, 30 games, 1964-65, (NOTE) "Untz" Brooke Brewer kicked 14, 1916-21 employing both drop kick and placement.  
 MOST TD PASSES CAUGHT REGULAR SEASON: 12 by Gary Collins, 1959-61 (30 games).  
 MOST TOUCHDOWN PASSES THROWN REGULAR SEASON: 22 by Jack Scarbath, 28 games, 1950-52.  
 MOST PASSES ATTEMPTED: 536 by Dick Shiner, 30 games, 1961-63.  
 MOST PASSES COMPLETED: 287 by Dick Shiner, 1961-63, (536 attempts), 20 games.  
 BEST COMPLETION PERCENTAGE REGULAR SEASON: .583 by Dale Betty 1958-60, 30 games. (127 for 218).  
 MOST YARDS GAINED PASSING: 3410 by Dick Shiner, 30 games, 1961-63.  
 MOST PASSES CAUGHT REGULAR SEASON: 74 by Gary Collins, 1959-61, 30 games.  
 MOST YARDAGE GAINED BY PASSES REGULAR SEASON: 1182 by Gary Collins, 30 games, 1959-61.  
 MOST PASSES INTERCEPTED: 17 by Tom Brown, 30 games, 1960-62.  
 MOST TOTAL YARDS GAINED RUSHING REGULAR SEASON: 1913 by Ed Modzelewski, 28 games, 1949-51.  
 MOST TOTAL YARDS GAINED RUSHING ALL GAMES: 2102 by Ed Modzelewski, 30 games, includes 36 yards in 1950 Gator Bowl and 153 yds. in 1952 Sugar Bowl.  
 MOST RUSHES REGULAR SEASON: 340 by Ed Modzelewski, 28 games, 1949-51.  
 MOST RUSHES ALL GAMES: 380 by Ed Modzelewski, 30 games, includes 12 in 1950 Gator Bowl and 28 in 1952 Sugar Bowl.  
 BEST RUSHING AVERAGE REGULAR SEASON: 8:1 yds. by Chet Hanulak, 28 games, 1951-53, (1544 yds., 190 carries).  
 BEST RUSHING AVERAGE ALL GAMES: 7.9 yds. by Chet Hanulak, 30 games, includes 35 yds. on 4 carries in 1952 Sugar Bowl and 39 yds. on 12 carries in 1954 Orange Bowl.  
 MOST TOTAL PLAYS (rush and pass) ALL GAMES: 790 by Dick Shiner, 30 games. (Avg. gain per play 3.0 yds.).  
 MOST TOTAL YARDS GAINED (rush and pass) REGULAR SEASON: 2838 by Jack Scarbath, 28 games, 1950-52.  
 MOST TOTAL YARDS GAINED (rush and pass) ALL GAMES: 2909 by Jack Scarbath, includes 71 yds. in 1952 Sugar Bowl. (avg. 5.7 yds. per play.)

## YEAR BY YEAR RECORDS

<b>MARYLAND</b>		15 G'town Prep .. 0	0 Mt. Wash. Cl. ...29
<b>AGGIES</b>		21 Gonzaga Hi .... 0	20 St. Johns ..... 4
1892 (0-3-0)		21 Char Hall Ac .. 0	16 Rock Hill Col. 0
0 St. Johns .....50			35 Wash. Col. .... 0
0 Johns Hop. ....62		1901 (1-7-0)	
0 Episcopal Hi. ...16		6 Del. Col .....24	1907 (3-6-0)
		10 Gallaudet Re. ...11	13 Tech High ..... 0
		0 Johns Hop. .... 6	0 Georgetown ....10
36 Eastern Hi ..... 0		6 Rock Hill Col...11	5 Richmond Col...11
10 Central Hi ..... 0		0 Central Hi .....11	0 Navy .....12
18 Balt. City Col. 0		27 U.S. Marines .. 0	6 Mt. St. Mar. ....12
6 St. Johns Col. 0		0 Wal'k Ath Cl ...36	10 Geo. Wash. .... 0
18 W. Md. Col ...10		0 West. Md. ....30	10 Wash. Col. .... 5
16 Orient Ath. Cl. 6			0 St. Johns .....16
		1902 (3-5-2)	0 Gallaudet ..... 5
		0 Georgetown ....27	
52 W. Md. Col. .... 0		5 Mt. St. Jos. .... 0	1908 (3-8-0)
12 Wash. Col. .... 0		11 Columbian U. ...10	5 Central Hi ..... 0
6 St. Johns .....22		6 Olympia Ath. .. 0	5 Tech High ..... 6
6 Georgetown .... 4		0 Wash. Col. .... 0	0 Richmond Col...22
0 Col. Ath. Cl. ...26		0 Mt. St. Marys .. 5	0 Johns Hop. ....10
0 Mt. St. Marys ...24		6 West. Md. ....26	0 Navy .....57
		0 U. of Md. .... 5	5 Gallaudet ..... 0
1895—No team		0 Johns Hop. ....17	0 Fred'bg Col...10
No Games		0 Del. Col. .... 0	12 Balto Poly .... 6
			0 St. Johns .....31
		1903 (7-4-0)	0 Wash. Col. ....11
1896 (6-2-2)		0 Georgetown ....28	0 Geo. Wash. ....57
0 Eastern Hi ..... 6		5 Clifton Ath. ... 0	1909 (2-5-0)
0 Gallaudet ..... 0		21 Gunton Tem. .. 0	0 Richmond Col. 12
34 Business Hi ... 0		0 St. Johns .....18	0 Johns Hopkins 9
10 Central Hi ..... 6		28 Wash. Col. .... 0	0 Tech High .....11
18 Alexandria Hi. 0		27 Tech Hi ..... 0	5 Rock Hill ..... 0
20 Bethel Mil Ac ...10		0 Mt. St. Mar. .... 2	0 George Wash. 26
0 Episcopal Hi. ... 6		6 West. Md. .... 0	0 N. C. State ... 33
16 West. Md. .... 6		11 U. of Md. .... 0	14 Gallaudet .....12
14 Central Hi ..... 0		0 Dela. Col. ....16	
0 U. of Md. .... 0		6 Columbian U. ... 0	1910 (4-3-1)
			12 Central Hi ..... 0
1897 (2-4-0)		1904 (2-4-2)	20 Richmond Col. 0
24 Central Hi ..... 6		0 Georgetown ....22	11 Johns Hop. ....11
4 Eastern Hi ..... 0		0 Ran. Macon ... 0	21 Catholic U. .... 0
0 J. Hopkins .....30		0 Ftress Monroe 0	11 Geo. Wash. .... 0
4 St. Johns ..... 6		11 Mt. St. Mar. .... 6	0 V M I. .... 8
6 Gallaudet .....16		0 West. Md. .... 5	0 St. Johns ..... 6
0 Balt. Med Col...10		22 Gallaudet ..... 5	3 West. Md. ....17
		0 U. of Md. .... 6	1911 (4-4-2)
		0 Dela. Col. ....18	6 Tech Hi ..... 0
			0 Richmond ..... 0
1898 (2-5-0)		1905 (6-4-0)	5 Fred'bg Col. ... 0
5 Columbian U. ...17		20 Balt Poly In ... 0	0 Central Hi .....14
0 West. Md. ....32		16 Gallaudet ..... 0	3 Johns Hop. .... 6
36 Eastern Hi ..... 0		0 West. Md. ....10	6 Catholic U. .... 6
0 Gallaudet .....33		0 Navy .....17	0 St. Johns .....27
0 Johns Hop. ....16		17 Wm. & Marv .. 0	5 Wash. Col. ....17
0 Episcopal Hi ...37		28 Mt. St. Josephs 0	6 West Md. .... 0
27 Rock Hill Col. 0		27 St. Johns ..... 5	6 Gallaudet ..... 2
		0 Wash. Col. ....17	
1899 (1-4-0)		23 U. of Md. .... 5	1912 (6-1-1)
0 West Md. ....21		0 Dela. Col. ....12	31 Tech Hi ..... 6
26 Eastern Hi ..... 0			46 Richmond Col. 0
0 Johns. Hop. ....40		1906 (5-3-0)	58 U. of Md. .... 0
0 Delaware Col. 34		5 Tech Hi ..... 0	13 Johns Hop. .... 0
0 St. Johns .....62		22 Balt City Col .. 0	0 St. Johns .....27
		0 Navy .....12	13 Gallaudet ..... 6
1900 (3-4-1)		0 Georgetown ....28	
0 Western Hi .... 0			
0 Gib. Ath. Cl. ...17			
0 G'town Prep .. 5			
6 Episcopal Hi ...34			
5 Gonzaga Hi .....11			

17 West Md. ....	7
13 Penn Mil. Col. 13	
1913 (6-3-0)	
27 Balto City .....	10
45 Richmond Col. 0	
26 Johns Hop. ....	0
46 West Md. ....	0
0 Navy .....	76
13 St. Johns .....	0
26 Wash. Col. ....	0
0 Gallaudet ....	13
7 Penn Mil. ....	27
1914 (5-3-0)	
0 Balto. Poly .....	6
6 Catholic U. ....	0
13 West Md. ....	20
14 Johns Hop. ....	0
10 St. Johns .....	0
3 Wash. Col. ....	0
0 Gallaudet .....	23
26 Penn Mil. ....	0
1915 (6-3-0)	
31 Balto Poly .....	0
0 Haverford .....	7
0 Catholic U. ....	16
10 Gallaudet .....	3
14 Penn Mil. ....	13
27 St. Johns .....	14
28 Wash Col. ....	13
51 West Md. ....	0
0 Johns Hop. ....	3

**MARYLAND  
STATE**

1916 (6-2-0)	
6 Dickinson .....	0
7 Navy .....	14
15 V.M.I. ....	9
6 Haverford .....	7
31 St. Johns .....	6
10 N.Y.U. ....	7
13 Catholic U. ....	9
54 Johns Hop. ....	0
1917 (4-3-1)	
20 Dela. Col. ....	0
0 Navy .....	62
14 V.M.I. ....	14
29 Wake Forest ..	13
6 N.C. State .....	10
13 St. Johns .....	3
0 Penn State .....	57
7 Johns Hop. ....	0
1918 (4-1-1)	
6 American U. ....	13
7 V.M.I. ....	6
19 West Md. ....	0
6 New York U. ...	2
19 St. Johns .....	14
0 Johns Hop. ....	0
1919 (5-4-0)	
6 Swarthmore .....	10
13 Virginia .....	0
0 West Va. ....	27

0 Va. Poly .....	6
0 Yale .....	31
27 St. Johns .....	0
13 Catholic U. ....	0
20 West Md. ....	0
14 Johns Hop. ....	0
UNIVERSITY OF MARYLAND	
1920 (7-2-0)	
54 Randolph Ma ..	0
0 Rutgers .....	6
0 Princeton .....	35
14 Catholic U. ....	0
27 Wash. Col. ....	0
7 Va. Poly .....	0
13 North Car. ....	0
10 Syracuse .....	7
24 Johns Hop. ....	7
1921 (3-5-1)	
3 Rutgers .....	0
0 Syracuse .....	42
3 St. Johns .....	7
10 Va. Poly .....	7
7 North Car. ....	16
0 Yale .....	28
16 Catholic U. ....	0
0 Carnegie Tech ..	21
6 N. C. State .....	6
1922 (4-5-1)	
7 Third Army ....	0
0 Richmond .....	0
0 Pennsylvania ..	12
0 Princeton .....	26
3 North Car. ....	27
0 Va. Poly .....	21
3 Yale .....	45
3 Johns Hop. ....	0
54 Catholic U. ....	0
7 N. C. State ....	6
1923 (7-2-1)	
53 Randolph Ma...	0
3 Pennsylvania ..	0
23 Richmond .....	0
7 Va. Poly .....	16
14 North Car. ....	0
26 St. Johns .....	0
14 Yale .....	16
26 N. C. State .....	12
40 Catholic U. ....	6
6 Johns Hop. ....	6
1924 (3-3-3)	
23 Wash. Col. ....	0
7 Wash. & Lee ..	19
38 Richmond .....	0
0 Va. Poly .....	12
6 North Car. ....	0
0 Catholic U. ....	0
0 Yale .....	47
0 N. C. State ....	0
0 Johns Hop. ....	0
1925 (2-5-1)	
13 Wash. Col. ....	0
16 Rutgers .....	0

0 Va. Poly .....	3
0 Virginia .....	6
0 North Car. ....	16
14 Yale .....	43
3 W. & L. ....	7
7 Johns Hop. ....	7
1926 (5-4-1)	
63 Wash. Col. ....	0
0 South Car. ....	12
0 Chicago .....	21
8 Va. Poly .....	24
14 North Car. ....	6
38 Gallaudet .....	7
15 Yale .....	0
6 Virginia .....	6
0 W. & L. ....	3
17 Johns Hop. ....	14
1927 (4-7-0)	
80 Wash. Col. ....	0
26 South Car. ....	0
6 North Car. ....	7
13 Va. Poly .....	7
10 V. M. I. ....	6
6 W. & L. ....	13
6 Yale .....	30
0 Virginia .....	21
20 Vanderbilt .....	39
13 Johns Hop. ....	14
6 Florida .....	7
1928 (6-3-1)	
31 Wash. Col. ....	0
19 North Car. ....	26
7 South Car. ....	21
13 West Md. ....	6
0 V. M. I. ....	0
6 Va. Poly .....	9
6 Yale .....	0
18 Virginia .....	2
6 W. & L. ....	0
26 Johns Hop. ....	6
1929 (4-4-2)	
34 Wash. Col. ....	7
0 North Car. ....	43
6 South Car. ....	26
13 Gallaudet .....	6
6 V. M. I. ....	7
13 Virginia .....	13
13 Yale .....	13
24 Va. Poly .....	0
39 Johns Hop. ....	6
0 West Md. ....	12
1930 (7-5-0)	
60 Wash. Col. ....	6
13 Yale .....	40
21 North Car. ....	28
21 St. Johns .....	13
20 V. M. I. ....	0
14 Virginia .....	6
41 W. & L. ....	7
13 V. Poly .....	7
0 Navy .....	6
21 Johns Hop. ....	0
7 Vanderbilt .....	22
0 West Md. ....	7

<b>1931 (8-1-1)</b>		12 Richmond ..... 0	27 Rutgers .....13
13 Wash. Col. .... 0	20 Syracuse ..... 0	0 V. M. I. ....29	51 West Md. .... 0
7 Virginia ..... 6	6 Florida ..... 7	13 Florida ..... 0	0 Duke .....42
6 Navy ..... 0	7 V. M. I. ....13	27 Virginia .....12	32 W. & L. ....28
6 Kentucky ..... 6	6 Georgetown .... 7		
41 V. M. I. ....20	19 W. & L. .... 6		
20 Va. Poly ..... 0	0 West Md. ....12		
12 Vanderbilt .....39			
13 W. & L. .... 7	<b>1937 (8-2-0)</b>	<b>1943 (4-5-0)</b>	
35 Johns Hop. ....14	28 St. Johns ..... 0	7 Curtis B. CG ..13	
41 West Md. .... 6	21 Pennsylvania ..28	13 Wake Forest .. 7	
	6 West Md. .... 0	19 Rich. AAB .... 6	
<b>1932 (5-6-0)</b>	3 Virginia ..... 0	2 West Va. .... 6	
63 Wash. Col. .... 0	13 Syracuse ..... 0	0 Penn State ....45	
6 Virginia ..... 7	13 Florida ..... 7	43 Greenv. AAB ..18	
6 Va. Poly .....23	9 V. M. I. .... 7	0 Virginia .....39	
0 Duke .....34	14 Penn State ..21	0 Bainbridge ....46	
24 St. Johns ..... 7	12 Georgetown .... 2	21 V. M. I. ....14	
12 V. M. I. .... 7	8 W. & L. .... 0		
0 Vanderbilt .....13		<b>1944 (1-7-1)</b>	
7 Navy .....28	<b>1938 (2-7-0)</b>	0 Hamp.-Syd. ....12	
6 W. & L. .... 0	6 Richmond .....19	0 Wake Forest ..39	
23 Johns Hop. .... 0	0 Penn State ....33	6 West Va. .... 6	
7 West Md. ....39	0 Syracuse .....53	0 Mich. State .... 8	
<b>1933 (3-7-0)</b>	14 West Md. .... 8	6 Florida .....14	
20 St. Johns ..... 0	19 Virginia .....27	7 Virginia .....18	
0 Va. Poly .....14	14 V. M. I. ....47	0 Mich. State ....33	
0 Tulane .....20	7 Florida .....21	19 Penn State ....34	
13 V. M. I. ....19	7 Georgetown ....14	8 V. M. I. .... 6	
7 West Md. ....13	19 W. & L. ....13		
0 Virginia ..... 6		<b>1945 (6-2-1)</b>	
7 Duke .....38	<b>1939 (2-7-0)</b>	60 Guilford Col. .. 6	
27 Johns Hop. .... 7	26 Hamp.-Syd. .... 0	21 Richmond ..... 0	
33 W. & L. ....13	12 West Md. .... 0	22 Merch. M. A. .... 6	
0 Florida .....19	7 Virginia .....12	13 Va. Poly .....21	
<b>1934 (7-3-0)</b>	12 Rutgers .....25	13 West Va. ....13	
13 St. Johns ..... 0	0 Florida .....14	14 W. & M. ....33	
0 W. & L. .... 7	0 Georgetown ....20	38 V. M. I. .... 0	
13 Navy .....16	0 Penn State ....12	19 Virginia .....13	
14 Va. Poly ..... 9	0 V. M. I. ....13	19 S. Car. .... 13	
21 Florida ..... 0	7 Syracuse .....10		
20 Virginia ..... 0	<b>1940 (2-6-1)</b>	<b>1946 (3-6-0)</b>	
23 V. M. I. .... 0	6 Hamp.-Syd. .... 7	54 Bainbridge ..... 0	
14 Indiana .....17	0 Pennsylvania ..51	7 Richmond .....37	
6 Georgetown .... 0	6 Virginia .....19	0 North Car. ....33	
19 Johns Hop. .... 0	0 Florida .....19	6 Va. Poly ..... 0	
<b>1935 (7-2-2)</b>	6 West Md. .... 0	7 W. & M. ....41	
39 St. Johns ..... 6	0 Georgetown ....41	17 South Car. ....21	
7 Va. Poly ..... 0	0 V. M. I. ....20	24 W. & L. .... 7	
0 North Car. ....33	0 Rutgers ..... 7	14 Mich. State ....26	
6 V. M. I. .... 0	7 W. & L. .... 7	7 N. C. State ....28	
20 Florida ..... 6	<b>1941 (3-5-1)</b>	<b>1947 (7-2-2)</b>	
14 Virginia ..... 7	18 Hamp.-Syd. .... 0	19 South Car. ....13	
7 Indiana .....13	6 West Md. .... 6	43 Delaware .....19	
0 W. & L. .... 0	0 Duke .....50	18 Richmond ..... 6	
12 Georgetown .... 6	13 Florida .....12	7 Duke .....19	
0 Syracuse ..... 0	6 Pennsylvania ..55	21 Va. Poly .....19	
22 West Md. .... 7	0 Georgetown ....26	27 West Va. .... 0	
<b>1936 (6-5-0)</b>	0 Rutgers .....20	32 Duquesne ..... 0	
20 St. Johns ..... 0	0 V. M. I. ....27	0 North Car. ....19	
6 Va. Poly ..... 0	6 W. & L. .... 0	20 Vanderbilt .... 6	
0 North Car. ....14	<b>1942 (7-2-0)</b>	0 N. C. State .... 0	
21 Virginia ..... 0	34 Connecticut .... 0	(Gator Bowl, Jan. 1, 1948)	
	14 Lake NAS ..... 0	20 Georgia .....20	

1948 (6-4-0)		20 Clemson .....	0	21 N. C. State ....	6
19 Richmond .....	0	40 Georgia .....	13	0 Clemson .....	8
21 Delaware .....	0	26 North Car. ....	0	10 Texas A&M .....	14
28 Va. Poly .....	0	30 Miami (Fla.) ..	0	0 N. Carolina .....	27
12 Duke .....	13	24 South Car. ....	6	7 Auburn .....	20
47 Geo. Wash. ....	0	27 Geo. Wash. ....	6	10 S. Carolina ....	6
27 Miami .....	13	38 Mississippi ....	0	14 Navy .....	40
19 South Car. ....	7	21 Alabama .....	0	26 Miami, Fla. ....	14
20 North Car. ....	49	*0 Oklahoma .....	7	44 Virginia .....	6
0 Vanderbilt .....	34	*(Orange Bowl)			
14 West Va. ....	16	1954 (7-2-1)		1959 (5-5-0)	
1949 (9-1-0)		20 Kentucky .....	0	27 West Va. ....	7
34 Va. Poly .....	7	7 U. C. L. A. ....	12	0 Texas .....	26
33 Georgetown ....	7	13 Wake Forest....	13	0 Syracuse .....	29
7 Mich. State ....	14	33 North Car. ....	0	7 Wake Forest .....	10
14 N. C. State ....	6	7 Miami, Fla. ....	9	14 N. Carolina ..	7
44 South Car. ....	7	20 South Car. ....	0	6 S. Carolina ....	22
40 Geo. Wash. ....	14	42 N. C. State ....	14	14 Navy .....	22
14 Boston U. ....	13	16 Clemson .....	0	28 Clemson .....	25
47 West Va. ....	7	48 Geo. Wash. ....	6	55 Virginia .....	12
13 Miami .....	0	74 Missouri .....	13	33 N. C. State ....	28
(Gator Bowl, Jan. 1, 1950)		1955 (10-1-0)		1960 (6-4-0)	
20 Missouri .....	7	Co-Champions ACC		31 West Va. ....	8
1950 (7-2-1)		13 Missouri .....	12	0 Texas .....	34
7 Georgia .....	27	7 U. C. L. A. ....	0	7 Duke .....	20
35 Navy .....	21	20 Baylor .....	6	10 N.C. State ....	13
34 Mich. State ....	7	28 Wake Forest ..	7	19 Clemson .....	17
25 Georgetown ....	14	25 North Car. ....	7	14 Wake Forest ..	13
13 N. C. State ....	16	34 Syracuse .....	13	15 S. Carolina ....	0
26 Duke .....	14	27 South Car. ....	0	9 Penn State ....	28
23 Geo. Wash. ....	7	13 L. S. U. ....	0	22 N. Carolina ....	19
7 North Car. ....	7	25 Clemson .....	12	44 Virginia .....	12
41 West Va. ....	0	19 Geo. Wash. ....	0		
63 V. P. I. ....	7	*6 Oklahoma .....	20		
1951 (10-0-0)		*Orange Bowl			
54 W. & L. ....	14	1956 (2-7-1)		1961 (7-3-0)	
33 Geo. Wash. ....	6	12 Syracuse .....	26	14 SMU .....	6
43 Georgia .....	7	6 Wake Forest ..	0	24 Clemson .....	21
14 North Car. ....	7	0 Baylor .....	14	22 Syracuse .....	21
27 L. S. U. ....	0	6 Miami, Fla. ....	13	8 N. Carolina ....	14
35 Missouri .....	0	6 N. Carolina ....	34	21 Air Force ....	0
40 Navy .....	21	7 Tennessee .....	34	10 S. Carolina ....	20
53 N. C. State ....	0	0 Kentucky .....	14	21 Penn State ....	17
54 West Va. ....	7	6 Clemson .....	6	10 N.C. State ....	7
(Sugar Bowl, Jan. 1, 1952)		0 S. Carolina ....	13	10 Wake Forest ..	7
28 Tennessee .....	13	25 N. C. State ....	14	16 Virginia .....	28
1952 (7-2-0)		1957 (5-5-0)		1962 (6-4-0)	
13 Missouri .....	10	13 Texas A&M .....	21	7 SMU .....	0
13 Auburn .....	7	13 N. C. State ....	48	13 Wake Forest ..	2
28 Clemson .....	0	0 Duke .....	14	14 N.C. State ....	6
37 Georgia .....	0	27 Wake Forest ..	0	31 N. Carolina ....	13
38 Navy .....	7	21 N. Carolina ....	7	24 Miami .....	28
34 L. S. U. ....	6	0 Tennessee .....	16	13 S. Carolina ....	11
34 Boston U. ....	7	10 South Carolina	6	7 Penn State ....	23
14 Mississippi ....	21	7 Clemson .....	26	7 Duke .....	10
7 Alabama .....	27	16 Miami, Fla. ....	6	14 Clemson .....	17
1953 (10-1-0)		12 Virginia .....	0	40 Virginia .....	18
National Champions Co-Champions, ACC		1958 (4-6-0)			
20 Missouri .....	6	0 Wake Forest ..	34		
52 W. & L. ....	0				

1963 (3-7-0)		1965 (4-6)	
14 N.C. State	36	24 Ohio U	7
13 S. Carolina	21	7 Syracuse	24
22 Duke	30	10 Wake Forest	7
7 N. Carolina	14	10 N. Carolina	12
21 Air Force	14	7 N.C. State	29
32 Wake Forest	0	27 S. Carolina	14
15 Penn State	17	7 Navy	19
7 Navy	42	6 Clemson	0
6 Clemson	21	27 Virginia	33
21 Virginia	6	7 Penn State	19
1964 (5-5)		1966 (4-6)	
3 Oklahoma	13	7 Penn State	15
24 South Car.	6	34 Wake Forest	7
13 N.C. State	14	7 Syracuse	34
17 Duke	24	21 Duke	19
10 North Car.	9	28 W. Virginia	9
17 Wake Forest	21	14 S. Carolina	2
9 Penn State	17	21 N.C. State	24
27 Navy	22	10 Clemson	14
34 Clemson	0	17 Virginia	41
10 Virginia	0	21 Florida State	45

## COACHES' RECORDS

	Year	Head Coach	W	L	T
Maryland Aggies —		W. W. Skinner	0	3	0
		S. H. Harding	6	0	0
		J. G. Bannon	3	3	0
		1895 No Team			
		1896 Grenville Lewis	6	2	2
		John Lillibridge	2	4	0
		J. F. Kenly	2	5	0
		S. M. Cooke	1	4	0
		F. H. Peters	3	4	1
		1901 *E. B. Dunbar	1	7	0
		1902 D. John Markey	3	5	2
		1903 D. John Markey	7	4	0
		1904 D. John Markey	2	4	2
		1905 Fred Nielsen	6	4	0
		1906 Fred Nielsen	5	3	0
		1907 C. G. Church & C. W. Melick	3	6	0
		1908 Bill Lang	3	8	0
		1909 Barney Cooper & E. P. Larkin	2	5	0
	Maryland State —		1910 R. Alston	4	3
		1911 C. F. Donnelly & H. C. Byrd	4	4	2
		1912 H. C. Byrd	6	1	1
		1913 "	6	3	0
		1914 "	5	3	0
		1915 "	6	3	0
Univ. of Maryland —		1916 "	6	2	0
		1917 "	4	3	1
		1918 "	4	1	1
		1919 "	5	4	0
Univ. of Maryland —		1920 "	7	2	0
		1921 "	3	5	1
		1922 "	4	5	1
		1923 "	7	2	1

1924	"	3	3	3
1925	"	2	5	1
1926	"	5	4	1
1927	"	4	7	0
1928	"	6	3	1
1929	"	4	4	2
1930	"	7	5	0
1931	"	8	1	1
1932	"	5	6	0
1933	"	3	7	0
1934	"	7	3	0
1935	Frank M. Dobson	7	2	2
1936	"	6	5	0
1937	"	8	2	0
1938	"	2	7	0
1939	"	2	7	0
1940	Jack Faber—Al Heagy—Al Woods	2	6	1
1941	" " "	3	5	1
1942	Clark Shaughnessy	7	2	0
1943	Clarence Spears	4	5	0
1944	"	1	7	1
1945	Paul Bear Bryant	6	2	1
1946	Clark Shaughnessy	3	6	0
a-1947	Jim Tatum	7	2	2
1948	"	6	4	0
b-1949	"	9	1	0
1950	"	7	2	1
c-1951	"	10	0	0
1952	"	7	2	0
d-1953	"	10	1	0
1954	"	7	2	1
e-1955	"	10	1	0
1956	Tommy Mont	2	7	1
1957	"	5	5	0
1958	"	4	6	0
1959	Tom Nugent	5	5	0
1960	"	6	4	0
1961	"	7	3	0
1962	"	6	4	0
1963	"	3	7	0
1964	"	5	5	0
1965	"	4	6	0
1966	Lou Saban	4	6	0
74-Year TOTALS		355	289	36

a-Gator Bowl Co-Champion, Tied Georgia, 20-20

b-Gator Bowl Champion, Defeated Missouri, 20-7

c-Sugar Bowl Champion, Defeated Tennessee, 28-13

d-National Champion, Orange Bowl runnerup, Lost to Oklahoma, 0-7

e-Orange Bowl runnerup, Lost to Oklahoma, 6-20

\*Captains who coached.

## THE TERP PRESS

- MARVIN BEARD, Bureau Chief, The Associated Press (Baltimore)  
GORDON BEARD, The Associated Press (Baltimore)  
\*GEORGE BOWEN, The Associated Press (Baltimore)  
SAM FOGG, The United Press International (Washington)  
EV GARDNER, Sports Editor, The Daily News (Washington)  
HENRY FANKHAUSER, The Daily News (Washington)  
TOM YORKE, The Daily News (Washington)  
\*RUSS WHITE, The Daily News (Washington)  
BILL PEELER, Sports Editor, The Evening Star (Washington)  
FRANCIS STANN, Columnist, The Evening Star (Washington)  
STEVE GUBACK, The Evening Star (Washington)  
\*CARL SELL, The Evening Star (Washington)  
MORRIS SIEGEL, Columnist, The Evening Star (Washington)  
\*KEN DENLINGER, The Post (Washington)  
SHIRLEY POVICH, Columnist, The Post (Washington)  
BOB ADDIE, Columnist, The Post (Washington)  
MARTIE ZAD, Sports Editor, The Post (Washington)  
BILL TANTON, Sports Editor, The Evening Sun (Baltimore)  
\*BARRY McDERMOTT, The Evening Sun (Baltimore)  
BOB MAISEL, Sports Editor, The Morning Sun (Baltimore)  
\*JOHN STEWART, The Morning Sun (Baltimore)  
JOHN STEADMAN, Sports Editor, The News American (Baltimore)  
\*BILL CHRISTINE, The News-American (Baltimore)  
J. SUTER KEGG, Sports Editor, The Evening Times (Cumberland)  
C. V. BURNS, Sports Editor, The Morning News (Cumberland)  
DICK KELLY, Sports Editor, The Mail (Hagerstown)  
JOE SNYDER, Sports Editor, The Herald (Hagerstown)  
ED NICHOLS, Sports Editor, The Times (Salisbury)  
BUCKY SUMMERS, Sports Editor, The Post (Frederick)  
BOB LAYTON, Sports Editor, The Banner (Cambridge)  
BOB WATCHER, Sports Editor, The Evening Capital (Annapolis)  
\*Cover Daily

## RADIO and TELEVISION

### BALTIMORE

Sid McClain, WAYE  
Carl Brenner, WBMD  
Frank Lubner, WCAO  
Charley Eckman, Fred Neil,  
WCBM  
Ron Weber, WFBR  
Jim West, WBAL  
John Kennelly, WJZ-TV  
Bill Bolling, Don Bruchey, Jack  
Dawson, WMAR-TV  
Buddy Young, WWIN  
Wade Utay, WNAV (Annapolis)

### WASHINGTON

\*Bill McColgan, Warner Wolf,  
WTOP-TV  
Dan Daniels, WTOP-TV  
Steve Gilmartin, Mal Campbell,  
WMAL-TV  
Jim Gibbons, Joe Pellegrino,  
WRC-TV  
Ron Menchine, WWDC  
Bob Bowers, WOL  
Jim Gibbons, Jay Perri, WIPK  
Maury Povich, WTTG-TV  
\*Broadcast all of Terps' games,  
home and away.



# BASKETBALL SCHEDULE — 1967-'68

(Home Games in CAPS)

DATE	OPPONENT	LOCATION
December 2	Penn State	Away
December 4	George Washington	Away
December 6	NORTH CAROLINA STATE	Home
December 9	SOUTH CAROLINA	Home
December 14	Wake Forest	Away
December 21-22	Sun Bowl (El Paso, Texas) (Other teams: San Francisco, Southern Illinois, Texas Western)	
January 3	South Carolina	Away
January 6	North Carolina State,	Away
January 10	WEST VIRGINIA	Home
January 13	DUKE	Home
January 15	Clemson	Away
January 17	NAVY	Home
January 30	Miami (Fla.)	Away
February 3	NORTH CAROLINA	Home
February 6	Duke	Away
February 10	West Virginia	Away
February 13	Virginia	Away
February 17	WAKE FOREST	Home
February 21	North Carolina	Away
February 24	CLEMSON	Home
February 28	VIRGINIA	Home
March 2	GEORGETOWN	Home
March 7-8-9	Atlantic Coast Conference Tournament, Charlotte, N.C.	

All Home Games Start At 8:15 p.m.

HEAD COACHES: Frank Fellows

ASSISTANT COACHES Tom Young  
Tom Davis


## 1967 FRESHMEN SCHEDULE

COACH: Dominic "Dim" Montero (LaSalle '46)

Date	Opponent	Site	Time
September 29	Frederick Military Academy	Home	3 p.m.
October 13	Brainbridge Naval Base	Away	8 p.m.
October 20	U.S.M.A. Prep (Ft. Belvoir)	Home	3 p.m.
October 27	Virginia Beach	Home	3 p.m.
November 10	Virginia Tech Frosh	Away	3 p.m.

### HEAD COACHES THROUGH THE YEARS

1892—W. W. Skinner	1905—Fred Nielsen (Neb.)	1940-41—Jack Faber ('26), Al Heagy, ('30), and Al Woods ('33) all of Md.
1893—S. H. Harding	1906—Nielsen	
1894—J. G. Bannon	1907—C. G. Church (Va.) and C. W. Melick (Neb.)	1942—Clark Shaughnessy (Minnesota)
1895—G. M. Harris	1908—Bill Lang (Delaware)	1943-44—Clarence Spears (Dartmouth)
1896—Grenville Lewis	1909—Barney Cooper (Md. '08) and E. P. Larkin (Cornell)	1945—Paul Bryant (Ala.)
1897—John Lillibrige	1910—R. Alston (G.W.)	1946—Clark Shaughnessy
1898—J. F. Kenly	1911—C. F. Donnelly (Trinity) and H. C. Byrd (Maryland '08)	1947-55—Jim Tatum (N.C.)
1899—S. M. Cooke		1956-58—Tommy Mont (Md.)
1900—F. H. Peters		1959-65—Tom Nugent (Ithaca)
1901—E. B. Dunbar		1966—Lou Saban (Baldwin Wallace)
*Above Teams Coached by Captains		1967—Bob Ward (Md.)
1902—D. John Markey (Western Md.)	1912-34—H. C. Byrd (Md. '08)	
1903—Markey	1935-39—Frank Dobson (Princeton)	
1904—Markey		



# Schedules of Maryland's Opponents

	OKLAHOMA	SYRACUSE	N. CAROLINA STATE	NORTH CAROLINA	SOUTH CAROLINA	PENN STATE	CLEMSON	WAKE FOREST	VIRGINIA
Sept. 16			North Carolina	At North Carolina State	Iowa State			At Duke	
Sept. 23	Washington State	Baylor	Buffalo	At S. Carolina.	North Carolina	At Navy	Wake Forest	At Clemson	At Army
Sept. 30	<b>MARYLAND</b>	West Virginia	At Florida State	Tulane	At Duke	At Miami	Georgia	At Houston	Buffalo
Oct. 7	Open	<b>At MARYLAND</b>	At Houston	Vanderbilt	At Georgia	U.C.L.A.	At Georgia Tech	Virginia	At Wake Forest
Oct. 14	At Texas	At Navy	<b>At MARYLAND</b>	At Air Force	At Florida State	At Boston College	At Auburn	At Memphis	Duke
Oct. 21	At Kansas State	California	Wake Forest	<b>MARYLAND</b>	Virginia	West Virginia	At Duke	At North Carolina State	At S. Carolina
Oct. 28	Missouri	Penn State	Duke	Wake Forest	<b>MARYLAND</b>	At Syracuse	Alabama	At North Carolina	V.M.I.
Nov. 4	Colorado	At Pitt	At Virginia	Clemson	At Wake Forest	<b>At MARYLAND</b>	At North Carolina	South Carolina	N. C. State
Nov. 11	Iowa State	Holy Cross	At Penn State	At Virginia		N. C. State	<b>MARYLAND</b>	At Tulsa	North Carolina
Nov. 18	Kansas	At Boston College	At Clemson	At Duke	At Alabama	Ohio University	N. C. State	<b>MARYLAND</b>	At Tulane
Nov. 25	Nebraska	At U.C.L.A.			Clemson	Pitt	At S. Carolina		<b>At MARYLAND</b>