





YOU CAN'T
MISS THE
COLLEGE PARK
CAMPUS
WHEN YOU
VISIT BYRD
STADIUM...



SOUTH GATE

THE UNIVERSITY IN THE PARK

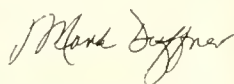
Welcome to Maryland

"You can't miss the College Park campus when you visit Byrd Stadium because it resides in the midst of classroom buildings, the student union, and dormitories. Football's home is a part of the campus fabric.

"The construction at Byrd Stadium is part of a changing, growing campus. Immediately adjacent to Byrd, workers can be seen completing a new \$24 million Plant Science Building and a \$13 million addition to the Computer Science Building.

"A visit for a football game at Byrd is coming back to the ambiance of campus and to the electric atmosphere of game day. The tailgating is tucked neatly next to Byrd, the band and cheerleaders march past picnic tables to the South Gate to enter the stadium, and the sites and smells evoke what everyone thinks Game Day should be.

"Come visit our marvelous campus by going to a football game."



Mark Duffner
Head Football Coach



The Schedule

at Tulane
September 2
1994: 38-10 Terps

NORTH CAROLINA
September 9
1994: 41-17 Heels

WEST VIRGINIA
September 16
1994: 37-13 Terps

DUKE
September 23
1994: 49-16 Devils

at Georgia Tech
September 28
1994: 42-27 Terps

at Wake Forest
October 7
1994: 31-7 Terps

Open
October 14

CLEMSON
(Homecoming)
October 21
1994: 13-0 Tigers

at Louisville
October 28
Last met in 1988

at N.C. State
November 4
1994: 47-45 Wolfpack

VIRGINIA
November 11
1994: 46-21 Cavaliers

at Florida State
November 18
1994: 52-20 Noles

Byrd I


Earl Widmyer scores against Washington & Lee (1933) in the first Byrd Stadium which was built along U.S. 1.




Byrd II



Chick Fry tackles the Naval Academy ballcarrier in the dedication game of the present Byrd Stadium in 1950.



Byrd III



Brian Underwood (40) will set sail in the new, improved Byrd Stadium in 1995. The Terrapin record in Byrd is a sparkling 138-84-3 (.620).

BUILDING ON TRADITION

BUILDING ON TRADITION

The University in the Park

The University

- was founded in 1859.
- was called Maryland Agricultural College at its founding.
- was renamed in 1920, University of Maryland
- is the flagship campus of the University of Maryland system.

The Location

- is College Park, Md

The President

- is Dr. William E. Kirwan.

The Athletic Director

- is Deborah A. Yow.

The Conference

- is Atlantic Coast
- Maryland is one of four Atlantic Coast Conference schools holding membership in the Association of American Universities. The others are Duke, North Carolina and Virginia.

The Faculty Representative

- is Dr. Betty Smith.

The Nickname

- is the Terrapins.

The Stadium

- is Byrd (48,000, constructed 1950, refurbished 1990-1995).

The Colors

- are red, white, black and gold (The colors of the state flag).

The Enrollment

- is 18,813 (undergraduate).
- is from all 50 states, and 110 countries.

The Male/Female Student Ratio

- is 1/1.

The Faculty/Student Ratio

- 14/1.

The Campus Resident Halls

- 7,000 students in 44 halls.

The Campus Location

- is three miles above the Washington, D.C. city line, 35 miles south of Baltimore, and 30 miles west from the State Capital, Annapolis, and the Chesapeake Bay.

The Campus Acreage

- is 1,589, and the grounds contain 300 buildings.

The Campus Architecture

- is Georgian. Buildings are constructed of Williamsburg-style brick and the trademarks of the architecture are the 186 stately columns that front the main buildings.

The Athletic Department


- supports 24 varsity sports, and its administrative offices are situated in Cole Field House (301-314-7075).

More on the campus

Flagship campus of Maryland's 11 institution system, College Park offers 98 undergraduate majors, 87 master's programs, and 68 doctoral programs in the University's 13 schools and colleges.

Maryland College Park is one of only 30 public research universities that belong to the prestigious 58 member Association of American Universities. It is the only public institution in the Maryland—District of Columbia area with membership in the nation's most distinguished honor society, Phi Beta Kappa.

Maryland College Park is classified as a Research-1 university by the Carnegie Foundation by virtue of the range of it baccalaureate programs, the amount of federal support received, and the number of doctoral degrees awarded each year. The University shares that honor with the top research universities in the country. Among public universities in the Association of American Universities, College Park ranks first in the percentage of African American undergraduate students. In addition, the university has the largest number of African American and other minority faculty members among its peers.




The Cover

Even though Byrd Stadium is 45 years old, it grew a lot since the last football game of 1994—125 feet up to be exact. An upper deck was constructed between the goal lines on the north side that allows 14,000 spectators to get a grand view of the football action and the heart of campus. In addition, new rest rooms and concession stands were completed around the entire stadium concourse.

The Williamsburg brick motif of Byrd's refurbishment is a handsome addition to Maryland's traditional Georgian architecture. Stadium refurbishment began in 1990, the first phase in 1990-1992 producing a new Football Complex Building, a new press box (The Tyser Tower), new seating for spectators and a refurbished concrete bowl, and new rest rooms and concession stands on the south side of the stadium.

With a veteran team returning to a strikingly refurbished Byrd, Artist Dave Pfeiffer of Concrete Creative made last year's letterwinners part of reconstruction through the magic of a Macintosh Computer and patient right index finger. The photographs were taken by Lisa Helfert, the Athletic Department Photographer




BUILDING BYRD—THE OLD AND NEW

BUILDING ON TRADITION



The first Byrd Stadium could not hold Terrapin dreams.



The Tyser Tower.



Tatum and Byrd in the house they built.

Phase One, 1990-1991

(\$13.2 million)

Repair of water damage to stadium bowl, new seating in the stadium bowl (34,500) New press box (the Tyser Tower) that measures 90-feet high, 160 feet long. Contains five levels and cost \$3.4 million. New concession stands and rest rooms on south side of stadium .

Phase One, 1991-1992

(\$7.0 million)

Construction of Football Team Complex in stadium's east end. The complex contains locker rooms, strength and conditioning facilities, meeting rooms, sports medicine, and football offices. Installation of bronze Testudo outside of Football Complex.

Phase Two, 1994-1995

(\$20 million)

Construction of upper deck, rising 125-feet above concourse on north side of stadium. The construction adds 14,000 seats between the goal lines, bringing stadium capacity to over 48,000. Construction of rest rooms and concession stands on west and north sides of stadium.



Byrd Stadium is part of the campus map.

"The University of Maryland dedicated its new Byrd Stadium with unprecedented pageantry yesterday and simultaneously took the irretrevable plunge into big-time football.

"Committed to an all-out effort along this line since it obtained Coach Jim Tatum from the University of Oklahoma, Maryland achieved its ambition symbolically in pregame ceremonies. Then the Terps took a step in the direction of actuality with a convincing 35-21 victory over Navy.

"Hitherto restricted to a smaller Byrd Stadium on the Washington-Baltimore Blvd., which seated fewer than 18,000, and to the uncollegiate confines of Griffith Stadium, Maryland opened its own huge plant with unmistakable intent of joining the football elite.

"Before a throng of 43,836—largest ever in the Washington area—Maryland realized fulfillment of a dream."

Burton Hawkins,
Washington Star,
Sept. 24, 1950.


"University of Maryland dedicated its new million-dollar Byrd Stadium yesterday with celebrities a dime a dozen.

"With impressive dignity, yet with unconcealed pride, the man almost solely responsible, Dr. H.C. (Curley) Byrd, president of the university, unselfishly stood aside after less than a dozen words and let others praise his enduring and newest contribution to College Park.

"And with most of the 43,000 present, and the rest fighting traffic to be in at the big moment, the tall erect, distinguished man with the curly iron-gray hair stood in the background, almost unnoticed.

"That was 'Curley' Byrd, the man who really gave Maryland its fine, new stadium that now bears his name."

Al Costello,
Washington Times-Herald,
Sept. 24, 1950



University President Byrd (third from left) and the state of Maryland had reason to smile on September 30, 1950. The Terrapins arrived among football's elite with the Byrd Stadium dedication. On hand were Governor William Preston Lane, Vice-Admiral Harry Hill, the Naval Academy Superintendent, and U. S. Senator Millard Tydings.

Byrd Stadium is Reborn.

Five years and \$40 million in funds have transformed the classic football stadium into a classic, state-of-the-art home to football, with supporting team complex and amenities for student athletes and the fan undreamed of when Dr. H.C. 'Curley' Byrd built the first Byrd Stadium over 70 years ago.

Byrd I—Just who is Byrd?

Stadiums are named for everything from rivers to benefactors to immortal athletes to cities, but how many stadiums are named for the football coach who raises the money to build it, and whose team would play there?

Such was the world of 1923 when Byrd Stadium I was named for the consummate doer, H.C. 'Curley' Byrd. The College Park campus was renamed from Maryland State College to the University of Maryland in 1920. The athletic facilities were below par, and a grand school like the University of Maryland needed facilities to match.

Byrd, the football coach (1911-1934) and athletic director, raised \$69,500 to build a 5,000 seat stadium where the present fraternity row is. Byrd's football troops played their entire 1922 schedule on the road because of construction; the first game in Byrd I was a 40-6 victory over Catholic U. in 1923's ninth game.

Byrd, the doer, became University President in 1936. He oversaw the boom that took College Park from an agricultural college to nationally acclaimed state university. Byrd added scores of campus buildings, not only laying the foundation of the campus, but actually building it.


The grand school became more grand. When Byrd hired Jim Tatum in 1947 Byrd I's days were numbered. Tatum was taking Maryland to the top of the football heap, and Byrd knew a worthy vehicle was needed to take his team there.

Byrd II

Byrd again raised the money, \$1 million, to turn an orchard into the present day Byrd Stadium in 1950. The new stadium had classic lines, invoking images of Olympic stadiums from the past, but with state-of-the-art amenities. Byrd Stadium II originally seated 34,800, with temporary bleachers boosting the seating to 50,000.

After 45 years there is a memory for each seat—Eight ACC football championships, innumerable future professional quarterbacks, a national championship, a visit by the Queen of England, Tatum, Jerry Claiborne and Bobby Ross roaming its sideline.

But by its fourth decade, Byrd II was showing its age. Cracks appeared in its face and the asphalt concourse became furrowed. Not only was a refurbishment needed but major, new construction. The State of Maryland instituted a matching gift program, the Maryland Partnership, to fund a refurbished Byrd. Now, five years after reconstruction started, Byrd is reborn.



BUILDING BYRD—THE OLD AND NEW

The Byrd Football TEAM Complex: Testudo Sits Outside the Lair

Imaginative. Practical. Convenient. Well-equipped.

Maryland lived-up to its commitment to house its football team in the finest facility possible. Between the 1991 and 1992 football seasons, the Terps' \$7 million Football Team Complex was constructed in Byrd Stadium's east end. Construction of the football complex completed Stage One of Byrd refurbishment. New seating in the entire stadium, rest rooms, concession stands on the south side, and a five tier press box, the Tyser Tower, were also part of this phase.



In September of 1992, a bronze Testudo, the campus mascot, was placed outside the Football Complex entrance that led to the Byrd stadium turf. Testudo's nose was quickly rubbed clear of its patina as Terp footballers sought good luck.

Imaginative. The 46,000 square foot football complex, designed by H.O.K. Architects of Kansas City, (which also designed Oriole Park at Camden Yards), combines football function with imaginative design. Athletes make their conditioning home in the 7,000 square foot strength and conditioning area under skylights that reveal 35,000 pounds of work-out machinery. Each player has a double locker—and a footlocker. On the second floor, every coach's office overlooks Byrd Stadium through oversized windows. A Terrapin Terrace surrounds the second floor offices for outdoor functions.



A Byrd's Thumbnail

1950: Byrd Stadium, at the foot of the campus's North Hill, was completed. A home field school record 43,836 fans witnessed a victory over traditional rival Navy in the opening game, September 30. The original capacity was 34,680. Putting temporary bleachers around the top rim of the stadium and in the end zone boosted the capacity to 50,000. Plans called for the eventual seating of 92,000 and the double-decking of the entire stadium.

1953: Byrd was home base for the National Championship Team.

1957: Queen Elizabeth II visited for the North Carolina game, which marked the return of Jim Tatum to the scene of his coaching triumphs. The Royal Visit produced an upset 21-7 victory by Maryland. Coach Tommy Mont said later that this was his finest moment as coach.

1974 Bear Bryant returned to College Park where he had been head coach with his Number Three ranked Alabama Crimson Tide on September 14. Temporary bleachers were installed for the second time in stadium history to accommodate 54,412, the largest crowd until that time at Byrd. Alabama won, 21-16. Later in the season on October 11, the second largest crowd (49,674) in Byrd history watched the Number 15 ranked Terps defeat Number 17 Ranked N.C. State, 20-10. The home team was inspired by film clips of Wolfpack taunting following 1973's encounter. Maryland averaged 37,995 fans per game, a record

1975: On November 1, the attendance record was set at Byrd as Number 9 ranked Penn State defeated the Number 14 ranked Terps, 15-13. The crowd was 58,973. Maryland's average attendance was a record 42,359.

1983: The second largest crowd in Byrd Stadium, 54,715, witnessed the Number 17 ranked Terps lose to West Virginia, 31-21 on September 17.

1985: The Terps, who were ranked number one in the pre-season by *Sport Magazine*, set the all-time high attendance record, averaging 51,546 for six home game.

1990: Construction was begun following the last home football game of the season against Wake Forest (Oct. 13) on the first major athletic construction on campus in 35 years. The refurbishment was the first appreciable athletics construction done at Maryland College Park without the oversight of Curley Byrd. At the start of refurbishment, capacity was 45,000.

1991: Capacity is 42,000 after the first phase of refurbishment and construction.

1995: Capacity is 48,000 following the addition of an upper deck.


BUILDING BYRD—THE OLD AND NEW

Learning to Play in a State-of-the-Art Classroom

Practical. The layout of the ground floor allows easy access from strength and conditioning facilities to oversized locker rooms to medical facilities to equipment areas. The locker rooms, which house a sauna and roomy shower facilities, are less than 100 feet away from all conference areas on the sec-

ond floor. The nine conference areas are interconnecting, and feature audio-visual equipment. Special snag-free carpeting was installed in the locker area, which also features a players' lounge.

Convenient. The Football Complex is within walking distance of dorms and dining areas, and because it is part of Byrd Stadium, it is situated in the midst of campus life. Both the practice fields and Byrd Stadium's turf are immediately outside the locker room door, or near-by. The steps leading down to the complex's front door face Cole Field House and the home of Maryland's



academic support unit. **Well-equipped.** Each phase of the complex—from the 3,500 square foot medical and hydrotherapy rooms, to the weight area to office suites—is designed to teach and support football. A

satellite dish links-up to a sophisticated audio-visual room. The student-athletes came first in Maryland's building plans, the complex is the jewel of the first phase of Byrd refurbishment.



BUILDING ON TRADITION

BYRD AND ITS QUARTERBACKS

From the beginning, Byrd Stadium liked quarterbacks. Maybe that's because a teenager from Baltimore was part of the construction crew that built the place.

That teenager, Jack Scarbath, would become a Consensus All-American, runner-up in voting for the Heisman Trophy and a member of the College Football Hall of Fame. He labored up the forming stadium steps under a steaming Maryland construction sun almost a half-century ago. It is as if the sweat was a down payment for success—for Scarbath, and the Terrapin quarterbacks who followed.

From Byrd's first game 45 years ago—when Scarbath ran and passed for 164 yards to lead Maryland to a 35-21 victory over the Naval Academy—to its last game last November, when junior Scott Milanovich lit up the NCAA Recordbook, Byrd Stadium has infused its quarterbacks with something extra.

Bernie Faloney succeeded Scarbath and he became the first All-ACC Player of the Year in 1953 and an Academic All-America for leading Maryland

to the National Championship. Dick Shiner made All-ACC in back-to-back seasons (1962-1963), the only Terrapin quarterback to accomplish the feat.

Following them was Boomer Esiason (1981-1983 at Maryland), who would go on to become AFC Player of the Year, and Neil O'Donnell (1987-1989), who after graduation would lead Pittsburgh to the NFC playoffs. Stan Gelbaugh, (1984-1985) would become MVP of the World Football League and Scott Zolak (1990, Patriots) and Mike Tice (1979-1980, Seahawks) would play professionally.

Like Scarbath, Frank Reich left a legacy no one behind him has equaled. Reich (1984) accomplished the greatest comeback in NCAA history against Miami as an undergraduate. He then engineered the greatest comeback in pro history against Houston in the AFC playoffs in 1993.

Alan Pastrana (1966, 1968), Al Neville (1971, 1973), Bob Avellini (1972), Larry Dick (1976, 1978), Mark Manges (1977), Tim O'Hare (1978), and John Kaleo (1992): Each benefited from Scarbath's sweat in the house a quarterback helped build.



The foundation Jack Scarbath (62) laid in Byrd Stadium led to the singular achievements of Dick Shiner (14), who is the only Terp QB to be all-ACC twice, and Frank Reich (14), who is the comeback consultant for NCAA and NFL football.



BUILDING ON TRADITION



Scott Milanovich has used Byrd Stadium's turf to accomplish his rewrite of school and conference recordbooks as both passer and punter.

Scott Milanovich Feels at Home

A rocket arm has hit the recordbooks (and a large foot, too).

All-America Candidate Scott Milanovich In the National Collegiate Athletic Association Recordbook


- Set NCAA record for completion percentage in a game (30-39 completions). Completed 33 of 38 attempts vs. N.C. State in 1994 for an 86.9 completion percentage. He broke the record set by Todd Antos of San Diego State vs. Utah in 1987 (35 of 42, 83.3).
- Set record for consecutive completions (23) against Tulane (4 straight) and N.C. State (19 straight) in 1994. Broke the record of 22 set by Iowa's Chuck Long vs. Indiana in 1984.

Milanovich in the Atlantic Coast Conference Recordbook


- Ranks 2nd all-time in pass efficiency (143.40 to Shawn Moore's (Va.) 143.75, 1987-1990)
- Ranks 5th all-time in TD passes (47)
- Ranks 6th all-time in pass completions (525)
- Ranks 9th all-time in passing yards (6,125)
- Ranks 13th all-time in total offense (5,769)
- Ranks 7th all-time in punting average (42.8)
- In 1994, led league in completions, completion percentage, TD passes, second team all-conference with the most first team votes of any quarterback.
- In 1993, led league in completions, attempts, passing yards, punting average, third team all-conference, first team punter

Milanovich in the Maryland Recordbook

- Holds 14 school records, will own entire passing recordbook upon graduation
- Ranks 1st in career pass completions (525)
- Ranks 1st in career pass completion percentage (66.1)



- Ranks 1st in career pass efficiency (143.40)
- Ranks 1st in career touchdown passes (47)
- Ranks 1st in career punting average (42.8)
- Ranks 1st in season passing yardage (3,499, 1993)
- Ranks 1st in season pass completion percentage (68.8)
- Ranks 1st in season touchdown passes (26, 1993)
- Ranks 1st in season punting average (43.8, 1993)
- Ranks 1st in game pass completions (38 vs. Wake Forest, 1993)
- Ranks 1st in game passing yardage (498 vs. Virginia Tech, 1993)
- Ranks 1st in game touchdown passes (5, accomplished four times in 1993 and 1994)
- Ranks 1st in game total offense (516, vs. Virginia Tech, 1993)
- Ranks 1st in game punting average (52.8 on four punts vs. N.C. State, 1993)
- Ranks 2nd in career pass attempts (794). Needs 55 more attempts to break Boomer Esiason's record
- Ranks 2nd in career passing yards (6,125). Needs 135 yards to break Boomer Esiason's record



Brian Cummings could become an accomplished Atlantic Coast Conference pitcher in two sports as he embarks in 1995 on fulfilling his part of Maryland quarterback tradition.



BYRD AND ITS RECEIVERS

BUILDING ON TRADITION





Geroy and the Mountain Men

In Byrd's early days, when the Modzelewski brothers and Stan Jones were coached by Jim Tatum, Maryland was known as one rough, tough football bunch. The coaches had seen World War II. Their idea of efficient fun was to run over and pound the opposition. Their plan worked quite well, utilizing student athletes who grew up through war and who were facing a Korean War when they left campus.

The ends went both ways, and if their statistics on page 123 seem anemic, the players weren't. Pete Augsberger, Lou Weidensaul and Lloyd Colteryahn were all expected to play defense, to block, and on occasion, to catch a pass when it was in the team's best interest. The three of them caught a combined 75 passes to lead the team in 1950 (Augsberger), 1951 (Weidensaul) and 1952 (Colteryahn).



Pete Augsberger (48) and Bill Walker (80) were Tatum proteges, Greg Hill (4) was the man who smashed the record-book under Bobby Ross.



BYRD AND ITS RECEIVERS—JERMAINE LEWIS

Enter Geroy Simon. Sleek and laser fast, he rockets from the line to run a number of optional routes in hopes of getting open for a quarterback who throws to a wall of options. The finesse offense run by coaches Mark Duffner and Dan Dorazio allowed the wiry tough Simon, who happens to be a sprinter and high jumper, to catch an Atlantic Coast Conference record 77 balls last year.


A native of Johnstown, Simon is, like Augsberger, Weidensaul and Colteryalin, from the Pennsylvania mountains. The best end of all to grace Byrd Stadium might be Gary Collins of Williamstown, Pa., which is between Mahantango and Stone mountains. The only consensus All-America end to play in Byrd for the Terrapins, Collins defended, caught 74 passes for 12 TDs, and led the team in punting. He is the only end in school history to lead the team in receptions for three years.

Bill Walker (1954); Ed Cooke (1957), who went on to play for the Bears; Ben Scotti (1958), who went on to play for the Redskins; Darryl Hill (1963), who broke the ACC color line and its TD catch record; Roland Merntt, who averaged 26.2 yards on 19 receptions in 1969; Dan Bungori (1971), whose TD catch record lasted for two decades; Frank Russell (1973, 1974), the last end to lead the team in receptions in back-to-back years; Kim Hoover (1975), Academic All-America and team leading receiver; Greg Hill (1984), the magician who smashed the school records with 51 catches and 820 yards in a season; Barry Johnson (1990), who went on to play

for the Broncos; and Marcus Badgett (1992), who smashed Greg Hill's records.

Between the mountains and College Park, Simon's lineage is impeccable.

So is Byrd's when it comes to fostering receivers.



Geroy Simon

In the NCAA

Ranked 4th among receivers in receptions per game (7.0), 1994

In the Atlantic Coast Conference

Ranked 1st in season receptions (77), 1994
Ranked 1st in season receiving yards (891), 1994
Ranks 1st all-time in season receptions (77), 1994

At Maryland

Ranks 1st all-time in season receptions (77), 1994 (Ranks 1st all-time after two seasons in receptions (96 for 1,085 yards, 7 TDs.)
First Maryland receiver to catch as many as six passes in as many as 9 games
First Maryland kick returner to score TD in 13 years (94-yard return in 1994)



Jermaine Lewis zips to the top of the recordbook

In the Atlantic Coast Conference

Ranks 16th all-time in career receiving yardage (1,995)
Ranks 21st in career receptions (127)
In 1994, 2nd in the league in TD receptions (9), second in the league in yards per catch (15.4)
In 1993, 1st in the league in yards per game (957 yards in 8 games). Second in receiving yards, third in receptions. Second team all-conference

At Maryland

Ranks 1st in career receiving yards (1,995)
Ranks 1st in career 100 yard receiving games with nine. The next closest receiver has five.
Ranks 1st in career touchdown receptions (18). Tied with Greg Hill, 1982-84
Ranks 2nd in career pass receptions (127). He needs 8 receptions to break Frank Wycheck's (1990-92) school record
With 2,631 yards of all-purpose yards, could become all-time leader at school



BUILDING ON TRADITION

THE UNIVERSITY IN THE PARK

ESTABLISHED 1863



Tale of the Top Shell

Testudo is a Diamondback turtle. Like some other famous personages born into the Depression of the 1930s, the derivation of his name is cloudy. But it is likely that his moniker is derived from the scientific classification for turtle (testudines). Or the top turtle could be named after *testudo gigantia*, a species native to the African nation of Seychelles and one of its remote islands, Aldabra. Or the name could have come from a dictionary definition that says the word, *testudo*, was derived from the Latin and meant a shelter held over the head of Roman soldiers—like a tortoise shell. These explanations are a long way from the Chesapeake Bay where the Diamondback lives.

When Testudo had his coming out on May 23, 1933, he was thrown into a world filled with intimidating mascots—Wildcats, Tigers, Devils, Wolves, Bears—thought up over a half-century of intercollegiate competition. Maryland College Park was consolidated from different state schools in 1920 to form the base of today's wide-ranging state system, and the remodeled Maryland needed a flag carrier to do battle with Wahoos, Lions and Generals.

Dr. H.C. Byrd, a football coach who later became University President, recommended the Diamondback as mascot in 1932 in response to the student newspaper's search for an "official" leader. Byrd's childhood in Crisfield, Md., apparently included skirmishes with this brand of snapping turtle, indigenous to the Bay. The school paper was in fact already called

The *Diamondback*, and when the Class of 1933 stepped forward with the idea of giving the University a permanent bronzed version as its graduation gift, Testudo's family was in to stay.

Maryland had been referring to itself as Old Liners, yet another name whose derivation no one seems sure of. Historians are in a scrimmage over whether the nickname is a reference to a Revolutionary War Troop of Maryland soldiers who distinguished themselves on the field of battle, or they feel it could refer to a squabble with Pennsylvanians over just where the border between the two states should be.

The Class of '33 raised money for casting a *Diamondback* by holding its Senior Prom on campus to save money on expenses. And the yearbook and Student Government Association chipped-in. Edwin C. Mayo, Class of '04 and a former quarterback, donated at cost the 300 pound bronzed beauty as President of Gorham Manufacturing in Providence, RI. Robert J. Hill cast the inspired sculpture accomplished by company artist Aristide Cianfrani. Further turtleization came when the student yearbook, *The Reveille*, became *The Terrapin* in 1935. Newspapers, even then exploring every angle, shortened *Terrapin* to *Terp* for headline writing ease when it wasn't trying to cram Old Liner into a single column head. The name was in place; now came the stuff of legend.

The Stuff of Legend

The nicely thought out plans that made Testudo an instant hit did have a flaw. Putting



Mr. T in front of the campus gym, Ritchie Coliseum, exposed Testudo to every road agent wearing enemy colors. Ritchie was right on U.S. Route 1, then the principal North-South highway along the Eastern Seaboard. When a less dignified opponent needed something extra against the turtle and his troops, they practiced emotional blackmail, and kidnapped him.

That was not the worst of it. They painted his golden skin enemy colors, and defaced his pedestal which was only to have the block M on it. Instead, opponents painted illegitimate JH's or GW's or V's or NC's on his nest. A riot took place when Johns Hopkins students kidnapped the handsome reptile in 1947; 200 police were called to the Baltimore campus to control the justified anger of College Park students. Two years later, the nifty shelled crusader was found on the lawn of a Virginia (The University) fraternity house, whose occupants smugly called President Byrd with the message to get Testudo off their lawn. Of course Byrd obliged, and soon after Testudo was hidden in the campus carpentry shop where he was less inspirational, but a whole lot safer.

The second stadium bearing Byrd's name was built in 1950, and in 1951 Testudo, sans coats of rivals' paint, took his perch in front of the Byrd Stadium football team house. He had beaten back all who would wrong him, and to make sure he would not travel again, he was fed 700 pounds of cement and had his body attached to a new pedestal by long steel rods.

With his permanent nesting came success for Maryland. Acting as guardian to waves of *Terp* competitors, the national football championship came, as did several ACC titles in the 1950s. His popularity among the students might have been the undoing of success, however. When McKeldin Library was constructed in the middle of campus, the student body demanded Testudo's full-time presence in the center of day-to-day activities. Testudo had gone far beyond being just a symbol for athletics. He was a campus symbol. Students carefully carried him up the hill to the main College Green and the library, and he was bolted to a new bed of stone in the early 1960s.

Coincidence or not, football did have a downturn in the 1960s with Testudo absent. In the 1970s, when a costumed Testudo started to roam the sideline, success was returning. The furry Testudo reigned over unrivaled ACC football prowess, and sent *Terps* out to the four corners of the football world for bowls and inter-sectional clashes.

In 1992, a bronze duplicate to Testudo was created and installed just outside the new Football Complex locker room door. As the football team takes the field the team congregates around the bronze

Terrapin, and then all touch his nose for good luck. In 1994, Testudo was again duplicated as a bronze *Terrapin* statue and was placed in Cole Field House as part of lobby refurbishment.

Joel Meisner Co. of Farmingdale, N.Y., created the duplicates. Two men spent two days in June of 1992 pouring a rubberized material over Testudo as it sat in front of McKeldin Library, followed by a wax mold on top. After a day to let the molds set, the wax was broken and easily removed. The rubber mold, which actually recreated Testudo, was painstakingly peeled away from the bronze and taken back to Meisner's factory where the first duplicate was created using the Lost Wax method.

While Testudo was being copied by Meisner Co. in front of McKeldin, the research library was undergoing extensive refurbishment. As part of the new interior and exterior McKeldin received, the original Testudo, was given a new pedestal and his bronze coat was cleaned. The Class of '33, which created Testudo in the first place, used its 60th reunion to dedicate the rejuvenated campus symbol.

Sixty-two years ago, the *Diamondback* Turtle Gorham used as a model for the shelled wonder had a ribbon attached to it at the dedication. The ribbon was tied to the canvas covering the statue. The *Diamondback* moved forward, and revealed the splendor of his larger, bronzed brother. But no one rushed the smaller *Diamondback* in his duties. All in attendance were true believers who knew what many unfaithful have discovered about *Terrapins*. They bite.



THE UNIVERSITY IN THE PARK

More about Curley Byrd; a Colorful Flag Over Byrd

Curley Byrd grew up at the turn of the century in Crisfield, Md. In your road atlas, the town is a dot at the southern tip of the state, on the eastern shore of the Chesapeake Bay.

From the marshes that overrun the land by the bay came Crisfield's star border, the Northern Diamondback Turtle (*Macaclemys terrapin terrapin*). Before Byrd became a star athlete in College Park and later at Georgetown, he came to know first-hand the shelled reptile whose bite hurt when it bit into human flesh, but whose own flesh was the gourmet's delight of the day.

Diamondbacks then produced a meat more prized than any seafood, but the Diamondback was expensive. In a day when a good-sized house didn't cost \$3,000, the Diamondback cost \$7 a piece. Crisfield's marshes housed a bounty through the first great war. Curley Byrd grew up in a society that revered the Diamondback Turtle.

In 1933, Byrd's idea of replacing the traditional College Park nickname, Old Liner, with a "Terrapin" became reality. A Revolutionary War slogan applied to Marylanders, Old Liner was left over from the days before the school in College Park was renamed the University of Maryland in 1920.

The rest is history, but until recently only College Park history. The bronze Terrapin, Testudo, has ruled the campus for decades from its perch at the highest point of the College Green. A replica now sits outside the Football Team House door to urge on competitors wearing red and white and black and gold. Another replica resides in Cole Field House.

And now Byrd's mascot rules a state. Byrd once ran for the U.S. Senate in Maryland, and was not the swiftest to the finish line. But thanks to the present state legislature, Curley Byrd won one in Annapolis on October 1, 1994. Senate Bill 275 was signed into law making the Terrapin the official State Reptile. Not bad for a kid from the Eastern Shore who came to campus over 90 years ago, and who still colors a lot of what and who we are today.

Mark Duffner's Favorite Color is Red

Mark Duffner is not the first coach at Maryland to take to red, deemed the University of Maryland's fight color through much of its history. Jim Tatum's teams, the most successful in school history, wore red, as did the teams of Jerry Claiborne and Bobby Ross, who also dominated in the ACC.

Maroon was the brand of red predominating Maryland's early football uniforms (1892-1910). Curley Byrd's long tenure as head coach (1911-1934) featured teams in black and gold. When Hall of Fame coach Clark Shaughnessy came back east from Stanford in 1942, he brought with him Stanford's uniforms which were red and white. Except for a brief return to black and gold from 1943 to 1946, Shaughnessy's color scheme has been the football fashion at Maryland.

The Terrapins are not at a loss for colors because red, white, black and gold are all featured in the state flag, and each is deemed an official school color. Before every football game alumnus Craig Dameron leads Maryland onto the field of play carrying the distinctive Maryland flag, just as he has for two decades.



Right behind him comes Duffner, leading his charges. Look for him; he'll be dressed in red.

A Colorful History

Maryland's flag bears the arms of the Calvert and Crossland families. Calvert was the family name of the Lords Baltimore, who founded Maryland, and their colors of gold and black appear in the first and fourth quarters of the flag. Crossland was the family of the mother of George Calvert, first Lord Baltimore. The red and white Crossland colors, with a Greek cross terminating in the foils, appears in the second and third quarters. The flag was first flown in its present form on October 25, 1888, at Gettysburg Battlefield for ceremonies dedicating monuments to Maryland regiments of the Army of the Potomac. It was officially adopted in 1904.

Maryland Sports Information



l to r: Herb Hartnett, Vanessa Abell, Chuck Walsh, Heather Czczok, Lisa Helfert and joe f. blair.

The media is welcome at Maryland. Sports information will do its very best to service you.

The Director is **Herb Hartnett (Home 410-730-8824)**, in his eighth year at Maryland. He is the prime football contact with joe f. blair. Herb is in his 27th year of sports information, having been SID at the University of Pennsylvania from 1977 to 1988, and an assistant there

from 1969 to 1977.

Football Publicist Ementus **joe f. blair (Home 301-589-6883)** came to the University in 1950, and served as Sports Information Director for 12 years. joe then became PR director for the Washington Redskins for 21 years before returning to his present role in 1983. He has serviced well the likes of Jim Tatum, Vince Lombardi and George Allen.

Heather Czczok (Home 301-680-2270) is editor of the *Terrapin Game Day* football program, and is in her first year at Maryland as Assistant Director. Heather is the prime contact for women's basketball. She was the assistant director in sports information at Georgia State for two years before coming to College Park, and she also worked at Clemson.

Chuck Walsh (Home 301-890-9671) is in his 10th year at Maryland as both a student

THE UNIVERSITY

Terplace
 The University.....167
 Campus Map.....IBC
 Directions, Hotels 15
Terpresident
Campus Administration.
 Regents.....169
Terpilot
 Athletic
 Administrators.....170
Terprominent
 Athletic Department
 Directory.....175
Terpundits
 Television, Radio165
Terpress
 The Media166



Terpower
 Strength &
 Conditioning178
Terpizazz
 The Spirit.....175

THE OPPONENTS

Terprotagonists
 Tulane76
 North Carolina76
 West Virginia77
 Duke77
 Georgia Tech.....78
 Wake Forest78
 Clemson79
 Louisville79
 N. C. State.....80
 Virginia80
 Florida St81

1994

Terplayback
 Duke87
 Florida St.88
 West Virginia89
 Wake Forest90
 Clemson91
 North Carolina.....92
 Georgia Tech.....93
 Tulane94
 N.C. State.....95
 Virginia96

Syracuse97
 Season Stats81-85
1892-1994
Terplayers
 Letterwinners99-105
Terpassages
 Year-by-Year Record..106
 35 Coaches and Their
 Records.....106
 Won-Loss With
 Opponents107
 Results of
 1,014 Games108-118
Terpacesetters
 Season Tackles,
 Interceptions.....123
 Season Rushing,
 Scoring Leaders119
 Season K/P Return
 Leaders.....122
 Season Passing
 Leaders.....120
 Season Receiving
 Leaders.....121
 Last Time In A Game...98
Terprolific
 Team Records124
 Individual Records.....127
 Top Single Game
 Efforts.....130
 Top Season Efforts.....132
 Top Career Efforts134
Terprizes
 Team Awards.....136
 Coaches Awards.....137
 All-America138
Terparadigms
 All-America Stephen
 Ingram140
 National Award
 Winners.....141
 Hall of Fame142
Terpros
 Pro Football Alumni...143

Terpageant

Bowls,
 1948 and 1950. 145
 Bowls,
 1952 and 1954. 146
 Bowls,
 1956 and 1973. 147
 Bowls,
 1974 and 1975..... 148
 Bowls,
 1977 and 1977.....149
 Bowls,
 1978 and 1980.....150
 Bowls,
 1982 and 1983.....151
 Bowls,
 1984 and 1985.....152
 Bowls, 1990153
 Ranked Terps.....153-154

THE ATLANTIC COAST CONFERENCE

Terplayground, The ACC
 Bowl alliance,
 superlatives155
 1953 and 1955
 Champions157
 1974 and 1975
 Champions.....158
 1976 and 1983
 Champions159
 1984 and 1985
 Champions160



BUILDING ON TRADITION

Sports Information Office
 University of Maryland, Room 1112 Cole Field House
 Campus Drive, P.O. Box 295
 College Park, MD 20741

301-314-7064 Office
 301-405-7810 Press Box
 301-314-TERP Latest Terp Scores
 301-314-9094 FAX
 301-405-7815 Press Box FAX
 301-314-7070 Ticket Office

Maryland Home Page on the Internet:
<http://11www.inform.umd.edu/UMCP/Today/Athletes/athletic.html>

and Assistant Sports Information director. Chuck is the prime contact for men's basketball, and for anyone who wants an answer about Maryland sports, 24 hours a day, seven days a week. His name to the sports media is not Walsh, but "Chuck from Maryland."

Vanessa Abell (Home 301-725-8099) is the office administrator, and is in her fourth year at Maryland. She was em-

ployed in the James Madison University Athletic Department as an undergraduate.

The Maryland Football Press Guide was designed by Herb Hartnett, Dave Pfeiffer of Concrete Creative, Inc. (Ft. Washington, Md), Charlie Guillette of Colonial Lithograph (Attleboro, Mass.) and Kathy Mynck of Chroma-Graphics, Inc. (Landover, Md.). Written and edited by

The University of Maryland is an equal opportunity institution with respects to both education and employment. The University does not discriminate on the basis of race, color, origin, sex, or handicap in admission or access to, or treatment or employment in, its programs and activities as required by federal (Title VI, Title IX, Section 504) and state laws and regulations. Inquiries regarding compliance with Title VI of the Civil Rights Act of 1964, as amended, Title IX of the 1972 Educational Amendments, Section 504 of the Rehabilitation Act of 1973, or related legal requirements should be directed to Office of Human Relations, 1107 Hornbake Library, University of Maryland, College Park, MD 20742; Telephone 301-405-2838. Inquiries concerning the application of Section 5-4 and Part 34 of the C.F.R. to the University of Maryland, College Park, Maryland, may be directed to Director, Disabled Student Services, 0126 Shoemaker Hall, University of Maryland, College Park, Maryland, 20742; Telephone (301) 314-7682 (voice) or (301) 314-7683 (TTY).

Hartnett, Chuck Walsh, Joe Blair, Heather Czczok, and Vanessa Abell. Additional help came from John Consoli of University Creative Services and Neal Eskin. Photographs are by Lisa Helfert, Athletics Department Photographer, Katie Zernheit, and Larry

Crouse of University Photo Services. Additional photos from the files of sports information and campus archives. The cover photos were taken by Lisa Helfert. The book was printed by Chroma Graphics, Inc., with help from Kathy and Rusty Coolidge.

Welcome to Maryland

Interview policies

During the pre-season

The best time to interview coaches or players is following the morning workout at approximately 11:30 a.m. Sports information requests 24 hour notice from media who plan to attend pre-season practice who are not beat reporters. All interviews should be arranged through sports information.

Daily practices are from approximately 9 to 11:30 a.m., and from 3 to 5:30 p.m.

Coach Duffner is available for brief interviews after pre-season practices before he goes to scheduled meetings. The end of morning workouts is the best time to catch him.

The media may watch pre-season practices for the first hour. The media is also welcome to eat lunch at the team dining facility at mid-day to accomplish feature interviews with a coach or player.

No interviews will be granted before morning or afternoon pre-season practices. No interviews are allowed between team meetings.

During the season

All interview requests for student-athletes should be directed to sports information.

Interviews with Coach Duffner may be requested through sports information or by calling the football office directly (314-7096). Coach Duffner requests no media

come to his office without an appointment.

The media may attend the first hour of daily practices.

Telephones are available to transmit stories in the Visiting Coaches Locker Room.

Media are asked to wait for all interviews by the Visiting Player Locker Room where daily one-on-one's are conducted.

Student-athlete phone numbers will not be distributed.

Sundays

Coach Duffner is available for telephone interviews between 4 and 4:45 p.m.

Mondays

This is a day off for the student-athletes. Interview requests should be made by Sunday evening to sports information for any player interview. The best time to call Coach Duffner in his offices is between 1 and 1:30 p.m.

Tuesdays

The **Joe F. Blair Media Luncheon and Salad Bar** is held on the second floor of the Byrd Stadium press box (Tyser Tower) at 12:45. Coach Duffner is featured along with video replays of the important plays in the previous week's game. Student-athlete interviews occur after the luncheon in the Visiting Team Locker Room of the Football Complex.



Wednesdays and Thursdays

Student-athletes are available at the Visiting Team Locker Room before practice from approximately 1:15, when they are taped, to 2 p.m. when team meetings begin. Longer interview requests are welcome at the team dining facility after practice at approximately 6:45 p.m.

Telephone interview requests should be made 24 hours before the interview is desired. Interviews will be granted around a student-athlete's academic and team meeting schedule.

Coach Duffner is available at the Football Complex for interviews at approximately 1:30 p.m. He goes to team meetings at 2 p.m. The best time to reach him by telephone is after 1 p.m. before he goes down to the locker area.

Also Wednesday

A package of ACC Television Interviews with the league coaches is available from 10 a.m. to 11 a.m. via satellite. Each league head coach talks about next week's opponent on camera and game highlights of the previous week are telecast. The coordinates are available from Sports Information.

The Atlantic Coast Conference hosts a **Media Teleconference** featuring the nine league head coaches. The first coach is interviewed at 11 a.m., and the sequence of interview is by alphabetical order by school. Coach Duffner is interviewed at 11:40 a.m. The access number is 703-276-4310.

Terrapin Game Day

The Byrd Stadium Press Box (Tyser Tower) consists of five levels. The third level has a 200 seat press row and is where all statistics are furnished. The fourth level is where home and visiting radio are situated, as well as television. The fifth level is a photographer's deck. Two elevators are used on game day; either one will get you to your seat.

Only working press will be admitted to the third level of Tyser Tower.

Credentials should be ordered by letter or FAX two weeks before the game is played. Vanessa Abell (301-314-7064) is the media coordinator for passes. She mans Will Call at Ticket Window Six on Game Day; it is located right in front of the Byrd Box.

Press parking passes are honored in the parking garage next to Cole Field House, which is across Field House Drive from the Tyser Tower.

Photographers will be issued arm bands at the base of Section 27 before the game. No trip to the press box is necessary to get credentials. A sports information coordinator will be on the field with flips and some food for half-time. **No one, including photographers, is allowed in the stadium with umbrellas**

Telephones are available to the media throughout press row on level three to transmit stories. Anyone wishing to order their own phone should contact Gary Parker of the Facilities Office (301-314-7127).

The fifth annual Joe Blair Media Golf Outing and Picnic is scheduled for August 3 at the University of Maryland Golf Course. Joe hosts the Washington/Baltimore media in a scramble format that ensures no one discovers the athletic abilities of those who cover sports. Coach Duffner and his staff as well as other athletic department personnel will play in each foursome.

- July 22-24:** Atlantic Coast Conference Football Kickoff at the Pinehurst Resort & Country Club
- August 3:** Joe Blair Media Golf Outing and Picnic
- August 7:** Freshmen report
- August 7-10:** Orientation for freshmen
- August 10:** Varsity reports
- August 11:** Press & Photo Day 1:00-2:30
- August 12:** First Practice
- August 16:** First day in pads
- August 18-19:** Atlantic Coast Conference Football Media Tour
- September 2:** Visit New Orleans
- September 5:** First day of classes

Food service is available for media on the third level. University Dining Services serves food fine enough to deserve a meal ticket, which is attached to all press credentials. Food service is available one hour before kick-off.

After Terrapin Games

Complete statistics will be distributed, as well as quotes from both head coaches.

Maryland's post-game press conference takes place in the Football Complex. Joe Blair and Herb Hartnett will direct the media to the proper area. The press conference will be televised back to the Tyser Tower.

Opponent interviews will also take place in the Football Complex.

The Atlantic Coast Conference and the Atlantic Coast Sportswriters Association policy on post game interviews: Prior to the completion of the game, the sports information directors from each ACC school should poll the media

as to which players they would like to interview following the game. Following the game, those players should be brought to an interview area separated from fans, boosters, alumni and parents, etc.

In addition, thirty minutes after the coach has left the locker room area for his post-game interview, the locker room will be opened to all accredited media for a half-hour.

A wrap-up of the game is available on the **Terphone** (301-314-TERP).



Hotels near Byrd Stadium include the following:

On campus—University College Conference Center (301-985-7310)
Greenbelt Marriott (301-441-3700)
Best Western Maryland Inn in College Park (301-474-2800)
Greenbelt Holiday Inn (301-982-7000)
College Park Holiday Inn (301-345-6700)
Park View Inn College Park (301-441-8110)

Directions to Byrd Stadium :

From Baltimore and North: Interstate 95 south to Exit 25, College Park/U.S. Route One South. After approximately one mile, exit off of U.S. 1 onto Maryland Route 193 West. Go two traffic lights to Stadium Drive. Make a left turn and Byrd Stadium is straight ahead.

From Baltimore/Washington International Airport: Interstate 195 West to Interstate 95 South. Travel to Exit 25 and follow above directions to Byrd Stadium.

From Washington National Airport: Interstate 395 North until it terminates at New York Ave. Right onto New York Avenue and exit to Baltimore Washington Parkway (Maryland Route 295). Exit at Greenbelt Road (Maryland Route 193 West) and follow three miles until Stadium Drive.

From Washington/Richmond and South: Interstate 95 North until exit 25 College Park/U.S. Route One South. Take above directions to Byrd Stadium.

From Dulles International Airport and West:
Dulles Toll Road to Interstate 495 East. Take Beltway, which will change to Interstate 95 South, for approximately 25 minutes to exit 25. Take above directions to Byrd Stadium.



Welcome to Maryland President William E. Kirwan


On behalf of the entire campus community, it gives me great pleasure to welcome you to the University of Maryland at College Park. The university enjoys a long and proud history of excellence in intercollegiate athletics. Under the leadership of Coach Duffner and his fine staff, this year's football season holds great promise.

Having played football as a student-athlete, I certainly appreciate the commitment necessary to participate and excel in a varsity sport. It is this sense of commitment to achievement and excellence that is characteristic of the young men and women who represent the University through its intercollegiate athletics program. We are extremely proud of these fine student-athletes.

Just as we take pride in our student-athletes, we believe that the University's many alumni and friends have reason to be proud of this institution. The tradition of excellence of our athletic programs is just one reason for pride. Our academic excellence is another. Indeed, the state's designation of the University as its flagship university results from our impressive academic accomplishments.

By every standard of measurement, the academic quality of College Park has grown dramatically over the past decade. We compare favorably with the nation's finest universities in, among other areas, the number of National Merit and National Achievement Scholars, the number of honor students, the distinguished records of graduates and the number of research grants, and the honors and prizes won by faculty.

We are indebted to you for the support that has made possible our athletic and academic achievements. We invite your continued partnership as College Park strives to set new standards of excellence both on the playing fields and in the classroom.



Notes, Names and Numbers

Last Year's Record: 4-7, 2-6 ACC
All-Time Record: 509-463-42
All-Americans (1st & 2nd teams): 28
Consensus All-Americans: 10
Academic All-Americans: 5
NFL Draft Picks: 180
Players Selected: 159
No. 1 Picks: 12
Retired Jerseys: Bob Ward, Jack Scarbath, Randy White

Notes of national attention

According to a statistical analysis, Maryland played the fifth toughest schedule in the nation a year ago. Michigan ranked first, Oklahoma second, Florida State third, Southern California fourth, Maryland fifth, Michigan State sixth and Arizona State seventh.

Scott Milanovich set NCAA records for consecutive pass completions (23 vs. Tulane and N.C. State) and for completion percentage (33 of 38 vs. N.C. State, .868)

All-America Note

Maryland's Stephen Ingram became the first Terp to earn official All-America status in nine years when he was selected to the *Football News* second team.

1994 NCAA Statistics

Individual Terp bests

Geroy Simon was fourth in receptions per game, 7.0
 Scott Milanovich was 14th in pass efficiency, 143.57
 Geroy Simon was 17th in receiving yards per game, 81.0
 Jermaine Lewis was 41st in receiving yards per game, 69.2
 Scott Milanovich was 24th in punting, 41.8

Team Terp bests

Maryland was 10th in passing offense, 276.09
 Maryland was 19th in net punting, 38.35

Terrapins in the ACC

League Record: (1953-1994): 147-109-4
Overall Record: (1953-1994): 224-202-8
Bowl Record: 6-9-2

1994 All-ACC

First Team: Stephen Ingram, Offensive Tackle
 Second Team: Scott Milanovich, Quarterback
 Geroy Simon, Wide Receiver

1994 Academic All-ACC

First Team: Russ Weaver, Wide Receiver
 Mike Settles, Linebacker
 Al Wallace, Defensive End

Terphonics, Pronunciations

Mano Chavez	Shah-vezz
John Feugill	Few-gil
Darryl Giles	Guy-els
Enk Greenstein	Green-stine
Farad Hall	Fah-rad
Aaron Henne	Hen-ee
Rhett Hesprih	Hesh-pritch
Wade Inge	Inj
Andreal Johnson	Ahn-dray-al
Duan Jones	Dwan
Scott Milanovich	Mill-an-o-ritch
Enc Ogbogu	Oh-bog-oo
Kendell Ogle	Oh-gil
Pete Sorrentino	Sore-ren-tee-no
Orlando Strozier	Stroh-zuhr
John Teter	Tee-tur

ACC Statistical Leaders

Geroy Simon, first in receiving, 7.0 rpg, first in receiving yardage (891 yards) and second in receiving yardage per game (81.0)
Jermaine Lewis was fifth in receiving, 4.5 rpg, third in receiving yardage (692) and third in receiving yardage per game (69.2)
Scott Milanovich was first in pass completions (229), first in completion percentage (.688), second in pass efficiency (143.57), first in TD passes (20), second in total offense (212 yards a game), and third in punting (41.8 avg.)
Joe O'Donnell was first in FG Comp. Pct. (90.0)
Ratcliff Thomas was third in tackles (12.7 per game).

Notes on the ACC season

Scott Milanovich received more first team votes than any quarterback for All-ACC. He led the league in completions (229), completion percentage (.688), and touchdowns (20). He was the only league quarterback to have more than twice as many TD passes as interceptions (9 ints.), and he finished second in pass efficiency by .32 (143.57 to Virginia's Mike Groh at 143.89). Milanovich finished second in the All-ACC balloting to Florida State's excellent Danny Kanell. The *Football News* named Milanovich to its first team.

Geroy Simon rewrote the Maryland and ACC single season record books for receptions. The sophomore's 77 catches are a league record, eclipsing by two catches Marcus Badgett's 75 balls caught in 1992. Simon also led the league in receiving yardage (891).

Jermaine Lewis was the league's hottest receiver over the last five weeks of the season. In that time, Lewis, who was All-ACC second team a year ago, had 32 catches for 521 yards and 7 Tds.

Notes on the season

Jermaine Lewis' four 100 yard pass receiving games in a row (Georgia Tech, Tulane, N.C. State and Virginia) are a first in school history. Lewis has 11 100 yard games, also a school best.

Ratcliff Thomas, a junior, is on track to finish his career as Maryland's greatest tackler. The LB has 247 stops in two years and is the only sophomore among the leading ACC tacklers.

Although Maryland had two true freshmen starters on its defensive line a year ago, and a very young defense overall, **it still improved its yards allowed average by 119 yards** (553 yards allowed in 1993, 434 yards allowed in 1994).

Joe O'Donnell's 40 yard field goal vs. Duke 9/3 was the longest in 27 games for a Terp.

Scott Milanovich became the first Maryland quarterback to throw for over 4,000 yards by the junior season. His 4,000 yards were accomplished early as a junior—vs. FSU on Sept. 9. The previous quickest ascension to 4,000 yards was by Boomer Esiason early in his senior season. Boomer had 3,937 yards through his junior year.



Scott Milanovich (13).



Jermaine Lewis gets hugged by Geroy Simon.

TERPERFORMERS, DEPTH FOLLOWING SPRING PRACTICE

Offense

The offense returns five starters listed below in bold face. Gone are All-America Tackle Stephen Ingram, Jade Dubis, a four year starter in the OL, Jamie Bragg, starting center for two years, David Hack, starting right guard for two years, Russ Weaver, the ACC's leader in receptions in 1993, and Allen Williams, last year's first team running back. Pat Ward and Aaron Henne in the OL were defensive starters last year. Teter was a starter in 1993.

Eighteen offensive letterwinners returned for spring practice; nine were gone.

Offense

Wide Receiver Mancel Johnson (Jr., 6-1, 178) Kendrick Walton (So., 6-2, 167)	Slot Receiver Geroy Simon (Jr., 6-0, 177) Bruce James (So., 5-7, 154)	Left Tackle Darryl Gilliam (So.* , 6-5, 300) Pete Sorrentino (Fr.* , 6-5, 320)	Left Guard Pat Ward (So.* , 6-5, 296) Ryan Rezzelle (Fr.* , 6-5, 290)
--	---	---	--

Right Tackle Mark Motley (Sr.* , 6-5, 297) John Feugill (Fr.* , 6-6, 270)	Right Guard John Teter (Sr.* , 6-5, 290) Aaron Henne (Jr.* , 6-5, 275)	Center Erik Greenstem (Jr.* , 6-2, 300) Farad Hall (Jr.* , 6-1, 252)
---	---	---

Quarterback Scott Milanovich (Sr.* , 6-3, 227) Brian Cummings (So.* , 5-11, 191)	Superback Buddy Rodgers (So., 5-11, 225) Brian Underwood (So.* , 6-1, 177)	Slot Receiver Richard Roberts (Sr., 5-6, 164) Ahmad Abdul-Rahim (Fr.* , 5-7, 151)	Wide Receiver Jermaine Lewis (Sr., 5-8, 172) Walt Williams (Jr.* , 5-10, 185)
--	---	--	---

Defense

The defense returns seven starters listed below in bold face. Gone are DT's Pat Ward and Aaron Henne, who were moved to offense. Erick Wood, a two year starter at LB, and Raphael Wall, a two year starter at CB. Tackles Watson and Hicks and CB Strozier were starters in 1993.

End Eric Hicks (So., 6-5, 227) Mario Chavez (Jr.* , 6-2, 232)	Tackle Tim Watson (So.* , 6-4, 264) Mitch Watkins (So.* , 6-4, 264)	Nose Tackle Johnnie Hicks (So.* , 6-1, 267) Craig Fitzgerald (Jr.* , 6-3, 264)	End Al Wallace (Jr.* , 6-4, 245) Eric Ogbogu (So., 6-4, 224)
---	--	---	--

Linebacker Ratcliff Thomas (Jr., 6-0, 231) Rhett Hesprich (So.* , 6-0, 213)	Linebacker Tim Brown (Sr., 5-11, 210) Gene Gray (Sr.* , 6-1, 215) Kendall Ogle (So., 6-0, 205)	Linebacker Mike Settles (Sr., 6-0, 210) Kendall Ogle (So., 6-0, 205)
---	--	--

Left Cornerback Orlando Strozier (So.* , 6-1, 194) Chad Scott (So., 6-1, 195)	Strong Safety Darrick Rather (Sr.* , 6-0, 190) Lamont Gore (Jr., 6-0, 199)	Free Safety Wade Inge (Sr., 6-1, 196) Lamont Gore (Jr., 6-0, 199)	Right Cornerback Andrean Johnson (Jr., 5-10, 172) Paul Jackson (Fr.* , 5-11, 180)
--	---	---	---

Specialists

Milanovich is the most prolific punter in school history, an All-ACC choice in 1993. O'Donnell was the most accurate field goal kicker in the ACC a year ago after transferring into the program from IAA.

Punter Scott Milanovich (Sr.* , 6-3, 227)	Placekicker Joe O'Donnell (Jr. 5-9, 180) Brad Rhodes (Fr.* 5-7, 154)
---	--

TERPLAYERS, ALPHABETICAL

No.	Name	Pos.	Ht.	Wt.	Age	Yr.	Hometown/High School	Major
88	ABDUL-RAHIM, Ahmad	WR	5-7	151	19	Fr*	Washington, DC/Hargrave Military	Letters & Sciences
43	APOLENIS, Jason	DB	6-0	183	18	Fr*	Clarksburg, MD/Damascus	Criminal Justice
23	BAKER, Henry#	DB	6-2	182	19	So	Paterson, NJ/Eastside	Education
82	BOOKER, Phil	WR	6-3	200	20	So*	Baltimore, MD/Boy's Latin	Electrical Engrng
58	BROWN, Jason#	DL	6-1	240	20	So*	White Springs, FL/Hamilton County	Art Studio
44	BROWN, Tim##	ILB	5-11	210	23	Sr	Statesville, NC/Statesville	Agribusiness
36	BULL, Daniell	P	6-2	207	21	So*	Alexandria, VA/Mount Vernon	Business Mgmt
45	CHAVEZ, Mario#	DL	6-0	232	21	Jr*	N. Miami Bch, FL/Monsignor Pace	Marketing
30	CLARK, Will	WR	5-9	183	19	So*	Columbia, PA/Catholic	Geography
85	CLARY, Marlon	DL	6-3	217	23	So	Fort Washington, MD/Nottoway	Physical Sciences
25	CROSBY, Clifton	DB	5-9	157	20	Fr*	Erie, PA/East	Business Admin
9	CUMMINGS, Brian#	QB	5-11	191	19	So*	Eastchester, NY/Iona Prep	Marketing
26	DOWNEY, Brian	LS	5-10	220	19	Fr*	Beverly, MA/Cushing Academy	Business Admin
21	EDWARDS, Russell	P	5-11	202	19	Fr*	Alexandria, VA/Edison	Computer Science
2	EVERHART, Cleveland	LB	5-11	210	23	Sr	Highland Park, MI/Highland Park	Criminal Justice
66	FEUGILL, John	OL	6-6	270	19	Fr*	Methuen, MA/Methuen	Criminal Justice
97	FITZGERALD, Craig#	DL	6-3	264	22	Jr*	Philadelphia, PA/LaSalle	History
70	FOWLER, Corey	DL	5-11	281	19	Fr*	Glen Burnie, MD/North County	Criminal Justice
35	GICK, Ryan	DB	5-11	188	21	So*	Waldorf, MD/McDonough	Physical Educ
31	GILES, Darryl#	DB	6-0	177	20	So*	Suitland, MD/Suitland	General Biology
68	GILLIAM, Darryl#	OL	6-5	300	20	So*	Washington, DC/St. John's	Speech Comm
24	GORE, Lamont##	DB	6-0	199	21	Jr	Lanham, MD/DeMatha	Letters & Sciences
41	GRAY, Gene###	LB	6-1	215	23	Sr*	Washington, DC/Archbshp Carroll	Criminal Justice
69	GREENSTEIN, Erik##	OL	6-2	300	21	Jr*	Andover, MA/Andover	Speech Comm
22	GRIER, Ernest	DB	5-11	186	20	Jr	Absegami, NJ/Hudson Valley CC	English
64	HALL, Farad	OL	6-1	252	20	Jr*	Carol City, FL/Monsignor Pace	Criminal Justice
98	HENNE, Aaron##	OL	6-5	275	21	Jr*	Allison Park, PA/Shaler Area	Criminal Justice
18	HENTZ, Andre	DB	5-9	190	22	Jr	Asheville, NC/Asheville	Political Science
51	HESPRICH, Rhett	LB	6-0	213	20	So*	Snellville, GA/Brookwood	Engineering
90	HICKS, Eric#	DL	6-5	227	19	So	Erie, PA/Mercyhurst Prep	Criminal Justice
53	HICKS, Johnnie#	DL	6-1	267	21	So*	Harrisburg, PA/Susquehanna Twp	Geography
81	HOWARD, Jeremiah#	WR	5-11	183	22	Sr	Garrett Park, MD/Barrie	History
5	INGE, Wade###	DB	6-1	196	21	Sr	Lindenwold, NJ/Overbrook	Family Studies
36	JACKSON, Paul	DB	5-11	180	19	Fr*	Clinton, MD/Bishop McNamara	Marketing
19	JAMES, Bruce	WR	5-7	154	19	Fr*	Gretna, LA/Archbshp Shaw	Letters & Sciences
98	JENKINS, Anthony	DL	6-2	250	21	Jr.	Winston-Salem, NC/West Forsyth	Criminal Justice
27	JOHNSON, Andreal##	DB	5-10	172	21	Jr.	Pahokee, FL/Pahokee	Family Studies
21	JOHNSON, Jonathan#	DB	6-0	188	22	Jr*	Pahokee, FL/Pahokee	Criminal Justice
6	JOHNSON, Mancel##	WR	6-1	178	19	Jr	Lanham, MD/Eleanor Roosevelt	Criminal Justice
1	JONES, Duan	WR	5-10	150	19	Fr*	Glenarden, MD/Eleanor Roosevelt	Letters & Sciences
4	LEWIS, Jermaine###	WR	5-8	172	20	Sr	Lanham, MD/Eleanor Roosevelt	Family Studies
35	LYTLE, Ken#	K	5-10	178	22	Jr*	Avon, CT/Avon	Kinesiology
14	MAYER, George	K	6-1	200	21	Fr*	Baltimore, MD/Archbishop Curley	Kinesiology
15	McGRAW, Darrell	DB	5-8	188	20	So*	Gaithersburg, MD/Thomas Wootton	Letters & Sciences
13	MILANOVICH, Scott###	QB-P	6-3	227	22	Sr*	Butler, PA/Butler	Criminal Justice
38	MOORE, Robert	LB	5-11	231	22	Sr	North Amityville, NY/Nassau CC	Criminal Justice
74	MORAN, Chad	TE	6-1	275	19	Fr*	Severna Park, MD/Severna Park	Marketing
78	MOTLEY, Mark#	OL	6-5	297	22	Sr*	Moultrie, GA/Georgia Military	Criminal Justice
67	NURSE, Michael	TE	6-2	235	19	Fr*	Brooklyn, NY/Brooklyn Tech	Business Management
16	O'DONNELL, Joe	K	5-9	180	20	Jr	Rural Ridge, PA/Univ Tenn-Martin	Psychology
42	OGBOGU, Eric#	DL	6-4	224	20	So	Irvington, NY/Archbishop Stepinac	Accounting
32	OGLE, Kendall#	LB	6-0	205	19	So	Irvington, NJ/Hillside	Accounting
37	PLANK, Kevin##	SB	5-11	229	23	Sr*	Kensington, MD/Fork Union	Business Admin
11	RATHER, Darrick##	DB	6-0	190	22	Sr*	Decatur, AL/Georgia Military	Criminal Justice
73	REZZELLE, Ryan	OL	6-5	290	19	Fr*	Erie, PA/McDowell	Journalism
17	RHODES, Brad	K	5-7	154	19	Fr*	Biloxie, MS/St. John's	Kinesiology
8	ROBERTS, Richard##	WR	5-6	164	22	Sr	Annandale, VA/Annandale	Criminal Justice
34	RODGERS, Buddy#	SB	5-11	225	19	So	East Providence, RI/East Providence	Education
12	SCOTT, Chad	DB	6-1	195	20	Jr*	Capitol Heights, MD/Suitland	Kinesiology
33	SETTLES, Mike##	LB	6-0	200	22	Sr	Temple Hills, MD/Bshp McNamara	Finance

TERPLAYERS, ALPHABETICAL, NUMERICAL ROSTER

No.	Name	Pos.	Ht.	Wt.	Age	Yr.	Hometown/High School	Major
10	SIMON, Geroy##	WR	6-0	177	19	Jr	Johnstown, PA/Johnstown	Criminal Justice
95	SIMS, Ashley	DL	6-2	250	22	Jr*	Rochester, NY/Hudson Valley CC	Criminal Justice
65	SORRENTINO, Pete	OL	6-5	320	19	So*	Staten Island, NY/Curtis	Criminal Justice
17	STAINES, Paul	QB	6-0	213	21	So*	Wheaton, MD/Gonzaga	Economics
20	STEWART, Todd	DB	6-2	185	18	Fr*	Washington, DC/Anacostia	Criminal Justice
7	STROZIER, Orlando#	DB	6-1	194	21	Jr*	Augusta, GA/Hephzibah	Theatre
72	STUMP, James	OL	5-11	285	21	Sr	Finksburg, MD/Westminster	Marine Biology
55	SURMAN, Anthony	DL	6-0	280	19	Fr*	Pittsburgh, PA/Baldwin	Finance
76	TETER, John###	OL	6-5	290	22	Sr*	College Park, MD/DeMatha	Aerospace Engrg
46	THOMAS, Ratcliff##	LB	6-0	232	21	Jr	Alexandria, VA/T.C. Williams	Criminal Justice
40	UNDERWOOD, Brian#	SB	6-1	177	20	So*	Bronx, NY/Herbert Lehman	Journalism
56	WALLACE, Al##	DE	6-4	245	21	Jr*	Del Ray Beach, FL/Spanish River	Health Education
80	WALTON, Kendrick#	WR	6-2	167	19	So	Dallas, TX/Carter	Letters & Sciences
71	WARD, Pat#	DL	6-5	296	21	So*	Herndon, VA/St. John's	Criminal Justice
47	WATKINS, Mitch#	DL	6-2	258	20	So*	Salisbury, MD/Bennett	Criminal Justice
87	WATSON, Tim#	DL	6-4	264	20	So*	Somers Point, NJ/Mainland	Family Studies
59	WAXMAN, Adam	LB	6-0	219	20	So*	Baltimore, MD/Pikesville	Business Admin
50	WHITE, Brett#	LB	6-1	220	21	So*	Hornell, NY/Hornell	Criminal Justice
92	WHITE, Cornelius#	DL	6-4	258	21	So	Newburgh, NY/Newburgh Free	Criminal Justice
15	WILLIAMS, Walt##	WR	5-10	185	21	Jr*	Homestead, FL/Killian Senior	Health Education
10	WORCH, Mike	DB	5-10	191	22	Fr*	Rockville, MD/St John's	Criminal Justice
84	WORD, Jason	WR	5-11	170	20	Jr	Kansas City, KS/Butler CC	Gov't & Politics
41	YOUNG, Darin	K	5-9	193	22	Fr*	Thurmont, MD/Thomas Johnson	Mechanical Engrg

* Redshirt year

Years Lettered

Numerical Roster

No.	Name	Pos.	25	CROSBY, Clifton	DB	56	WALLACE, Al	DE
1	JONES, Duan	WR	26	DOWNEY, Brian	LS	58	BROWN, Jason	DE
2	EVERHART, Cleveland	LB	27	JOHNSON, Andrean	DB	64	HALL, Farad	DL
4	LEWIS, Jermaine	WR	30	MILNER, Chaney	TE	65	SORRENTINO, Pete	OL
5	INGE, Wade	DB	30	CLARK, Will	WR	66	FEUGILL, John	OL
6	JOHNSON, Mancel	WR	31	GILES, Darryl	DB	67	NURSE, Michael	TE
7	STROZIER, Orlando	DB	32	OGLE, Kendall	SB	68	GILLIAM, Darryl	OL
8	ROBERTS, Richard	WR	33	SETTLES, Mike	LB	69	GREENSTEIN, Enk	OL
9	CUMMINGS, Brian	QB	34	RODGERS, Buddy	SB	70	FOWLER, Corey	DL
10	SIMON, Geroy	WR	35	GICK, Ryan	DB	71	WARD, Pat	DL
10	WORCH, Mike	LS	35	LYTLE, Ken	K	72	STUMP, James	OL
11	RATHER, Darrick	DB	36	BULL, Daniell	P	73	REZELLE, Ryan	OL
12	SCOTT, Chad	DB	36	JACKSON, Paul	DB	74	MORAN, Chad	TE
13	MILANOVICH, Scott	QB-P	37	PLANK, Kevin	SB	76	TETER, John	OL
14	MAYER, George	K	38	MOORE, Robert	LB	78	MOTLEY, Mark	OL
15	WILLIAMS, Walt	WR	40	UNDERWOOD, Brian	SB	79	HENNE, Aaron	DL
15	McGRAW, Darrell	DB	41	GRAY, Gene	LB	80	WALTON, Kendrick	WR
16	O'DONNELL, Joe	K	41	YOUNG, Darin	K	81	HOWARD, Jeremiah	WR
17	RHODES, Brad	K	42	OGBQGU, Eric	TE	82	BOOKER, Phil	WR
17	STAINES, Paul	QB	43	APOLENIS, Jason	DB	84	WORD, Jason	WR
18	HENTZ, Andre	DB	44	BROWN, Tim	LB	85	CLARY, Marlon	DE
19	JAMES, Bruce	WR	45	CHAVEZ, Mario	DL	87	WATSON, Tim	DL
20	STEWART, Todd	DB	46	THOMAS, Ratcliff	LB	88	ABDUL-RAHIM, Ahmad	WR
21	JOHNSON, John	DB	47	WATKINS, Mitch	DL	90	HICKS, Enc	DE
21	EDWARDS, Russell	P	50	WHITE, Brett	LB	92	WHITE, Cornelius	DE
22	GRIER, Ernest	DB	51	HESPRICH, Rhett	LB	95	SIMS, Ashley	DE
23	BAKER, Henry	DB	53	HICKS, Johnnie	DL	97	FITZGERALD, Craig	DL
24	GORE, Lamont	DB	55	SURMAN, Tony	DL			

Mark Duffner charges through life. His teams play the way he lives every day: working hard, loving the game and showing enthusiasm. Lots of enthusiasm.

Appointed head coach December 31, 1991, his ability to get a lot into a working day led to accomplishing all the right things to spell v-i-c-t-o-r-y in the future. Things such as:

- acquiring outstanding recruiting classes in 1993, 1994, and 1995 that ranked in the nation's Top 25.
- showing the kind of offense that produced over 60 school offensive records in three years.
- coordinating Maryland's move into its new \$7 million Football Complex.

Duffner inserted a new attitude with his arrival, one that said total commitment to team goals was paramount to Maryland's success. Through the 3-8 and 2-9 seasons Maryland recorded in 1992 and 1993, Duffner's teams played hard—just like their coach. In 1994, improvement was marked when Maryland went into October with a 4-4 record, only to lose two heartbreakers in the final month in the final seconds to eliminate bowl hopes.

- Duffner teams are always ready to play.
- Duffner teams gain yards. His Red Storm Offense, built around the Run and Shoot, gained over 14,000 yards in three years.
- Duffner does not play it safe. Successful turnarounds—in the face of extreme odds—are a strength.

┆ In the last two games of the 1992 season, his team recorded the biggest back-to-back game turnaround in 100 years of Maryland football—from a 69-21 loss at Florida State to a 53-23 victory over Clemson.

┆ In a 1992 contest, his Terps went 87 yards in the last 13 seconds (with no time-outs) to win.

In 1993, Maryland recorded the most improbable comeback of all. Fielding a defense that held seven redshirt and true freshman starters,



Mark Duffner charges through life.

Although Duffner's home town of Annandale, Va., is just across the Potomac from College Park, he took an indirect route here, learning under some of the best football coaches the sport has to offer.



To be a teacher, to have impact on others is his reward.

Maryland stopped Wake Forest at the Terrapin goal line, and went 99 yards in the last two minutes to score the game-tying TD with no time left on the clock. The winning PAT followed.

┆ In 1994, the Terrapins turned their season around by erupting on the road at West Virginia for a come from behind victory. Maryland outscored the Mountaineers, 34-3, in the wake of the blitz.

▪ Duffner recruits well. ("I love recruiting ... It's intriguing as the devil—I love to study people and the stories of their success, and non-success. It's like seeing a great movie all the time. The emotions, the feelings—you get the chance to experience them in a real in recruiting.

▪ Duffner loves to coach—It's his life calling. ("I would have a difficult time, without coaching, to touch so many people, and to make things special.") Conducting a

sports medicine clinic for Washington's Children's Hospital, or as co-coach of the Gray in the Blue-Gray game in 1992, he energizes every proceeding with missionary zeal—and high five's.

▪ Duffner likes to have fun. While playing high school ball, he made his pocket money by being the drummer in a rock'n roll band—and vocalist. He still plays the drums, when he's not doing magic tricks for his team, or in a skit involving the next opponent's mascot.

The promise of tomorrow is based a lot on what Duffner, 42, has accomplished as a head coach. He came to College Park as college football's winningest coach—at Holy Cross his record was 60-5-1 in six years. There, too, he battled the odds to succeed—assistant coach Duffner took over as head coach on a dreary February day in 1986, just after tragedy had claimed the head coach's life. The Crusader's were 4-6 the previous year, but Duffner, in typical fashion, never flagged from going full tilt in the face of adversity. Holy Cross went 10-1, and in each of the next five seasons, his teams excelled. Marks

TERPORTRAITS, MARK DUFFNER



Mark and Kathy Duffner, and children John, Christina and Carolyn.

of 11-0, 9-2, 10-1, 9-1-1, and 11-0 followed. He was selected coach of the year on 17 occasions, and was twice named national I-AA Coach of the Year.

Although Duffner's home town of Annandale, Va., is just across the Potomac from College Park, he took an indirect route here, learning under some of the best football coaches the sport has to offer. No overnight success despite becoming a head coach at 32, Duffner at 23 years of age was defensive coordinator at the University of Cincinnati (1977-

1980). He coached under Woody Hayes at Ohio State as a graduate assistant (1975-1976), was recruited to play at William & Mary by Bobby Ross, and played there for Coach Lou Holtz. At William & Mary, he was Southern Conference All-Academic. His Annandale High School coach, whom might have influenced him most of all—Duffner credits with starting him on the road to coaching.

Mark and his wife Kathy have three children: Christina Marie, Carolyn Elizabeth, and John David.



"I think it's important that the players understand that the head coach and the coaching staff are interested in them as people. We're going to ask them to try to be the best they can be as people—in their social life, academic life and athletic life. They are going to get the same kind of commitment we're asking of them back from the coaching staff."





"I like enthusiasm," he says. "I like people who show emotion. It helps me to get my point across. It helps reality—it helps me express me, and my opinion. I want everything (on the team) to be real, and not something that is phony, or that is just taking up time."

Specifics

Born: July 19, 1953. Washington, D.C.

Hometown: Annandale, Va.

Present residence: Silver Spring, Md.

High School: Annandale

College: College of William & Mary

Coaching Career: Graduate Assistant, College of William & Mary (Spring, 1975); Graduate Assistant, Ohio State University (1975-1976); Defensive Coordinator, University of Cincinnati (1977-1980); Defensive Coordinator, Recruiting Coordinator, Holy Cross (1981-1985); Head Coach, Holy Cross (1986-1991); Head Coach, University of Maryland (1992-Present).

Family: Wife, Kathy, daughters Christina and Carolyn, and a son, John.





Dan Dorazio
Offensive Coordinator
Offensive Line

Offensive coordinator Dan Dorazio has been an integral part of the Terps' sensational offensive success in the past three years. The Terps have broken, rebroken and established nearly 60 offensive marks and have finished among the nation's leaders in total offense and passing offense during each of his three years at Maryland. Under Dorazio's instruction, the Terp offense has gained an average of nearly 4,575 total offensive yards a season.

During Dorazio's first season in College Park, the Terps' run and shoot offense completely rewrote the record books, setting 31 offensive records. In 1993, 15 records were shattered and five

more tied. That same feat was duplicated during the 1994 season.

Nationally, The Terps have finished second (1992) third (1993) and tenth (1994) in passing offense under Dorazio, while ranking fourth (1992) and 17th (1993) in total offense during two of his three years at Maryland.

Prior to coming to College Park, Dorazio was an assistant under Mark Duffner for three years at Holy Cross. During his first season as offensive coordinator at Holy Cross in 1991, the Crusaders averaged 467.1 total offensive yards per game, 33.8 points per game and finished with an unblemished 11-0 record.

Dorazio first joined Duffner at Holy Cross in 1989 after an extremely successful five year term at the University of Washington (1984-88). During Dorazio's coaching stay as the offensive line coach for the Huskies, the team made four bowl appearances, winning the 1985 Orange, 1985 Freedom and 1987 Independence Bowls. Dorazio coached previously in the Atlantic Coast Conference, having coached at Georgia Tech from 1982-83. The Yellow Jackets competed in the ACC for the first time in 1983, finishing with a 3-2 league mark and a third place finish. He began his collegiate coaching career at Kent State, his alma mater, where he was an undergraduate coach after playing two years for the Golden Flash.

In addition to his duties as offensive coordinator, Dorazio is



Daughter Marisa and son Danny join Dan Dorazio at the Terrapin.

one of the most respected teachers of offensive linemen in the nation. Steve Ingram, a 1994 Terp All-American, was highly regarded entering the 1995 NFL draft and chosen by the Tampa Bay Buccaneers. While at Washington, Dorazio oversaw the development of All-America, Mike Zandofsky. At Holy Cross, Dorazio's linemen routinely dominated the All-Patriot league selections.

A native of Stow, Ohio, Dorazio graduated from Kent State in 1974 with a bachelor's degree in education. He has done significant work towards earning his master's degree in sports administration. Dorazio has a son, Daniel, 15, and a daughter, Marisa, 13.



Specifics

Coaching Experience: College - Undergraduate assistant coach at Kent State (1972-73); Graduate assistant coach at Kent State (1974); Offensive line and receiver coach at the University of Hawaii (1975-77); Offensive line coach at San Jose State University (1978); Part-time assistant coach at the University of Washington (1979); Offensive coordinator, offensive line and kicking specialist coach at University of Northern Iowa (1980-81); Offensive line coach at Georgia Tech (1982-83); Offensive line coach at the University of Washington (1984-88); Offensive line coach at the College of the Holy Cross (1989-91); Offensive coordinator at the College of the Holy Cross (1991); Offensive coordinator and offensive line coach at the University of Maryland (1992-present).

Education: Earned a bachelor's degree in education from Kent State University in 1974.

Personal: Born January 22, 1954. He has two children, a son Daniel, 15; and a daughter, Marisa, 13.

Bowl Participation: As a coach - 1972 Tangerine Bowl; 1979 Sun Bowl; 1985 Orange Bowl; 1985 Freedom Bowl; 1986 Sun Bowl; 1987 Independence Bowl.



Kevin Coyle
Defensive Coordinator
Defensive Backs

Quickly gaining recognition as one of the top defensive coaches in the nation, Kevin Coyle begins his second season as the Terps defensive coordinator. Maryland's defense made significant and tremendous improvements during his first year working under Head Coach Mark Duffner. An 18-year veteran of the collegiate coaching ranks, Coyle has crafted his defensive expertise at two of the winningest schools of the past decade, while working for two of the most recognizable head coaches in the nation.

In his first year at Maryland, Coyle completely revamped the Terps defense improving it in every way imaginable. Under Coyle, the Terps defense in 1994 gave up 119 yards of total offense LESS per game than the Terps defense did in 1993. It was the best improvement in the nation last season and one of the top single year improvements in NCAA Division I history. Coyle's defensive charges saw dramatic improvements in rushing and passing defense as well as yards per play and touchdowns allowed.

Coyle came to Maryland from Syracuse where he coached the linebackers and defensive secondary from 1990-1993. In 1992, Syracuse led the nation with 24 interceptions and allowed only 1,007 rushing yards to set a school record for 11 games played. The Orangemen led the Big East in rushing defense for two years.

finishing 11th nationally in 1991 and 5th in 1992.

A member of the staff at Holy Cross from 1982-90, Coyle coached the outside linebackers and the defensive ends before being promoted to defensive coordinator in 1986. In his five years as coordinator, the Holy Cross defense ranked in the Top 10 nationally in Division I-AA scoring defense four times. The Crusaders led the nation in 1987, finished fifth in 1986, ninth in 1982 and second in 1990. The 1986 and 1987 teams finished among the top 10 nationally in rushing defense and total defense. Under Coyle's direction, five Crusaders earned All-America honors. Included among Coyle's All-America selection was Dave Murphy, the all-time Division I-AA interception leader.

Coyle had the enormous fortune of coaching Heisman Trophy finalist Gordie Lockbaum, Holy Cross's outstanding two-way player during the 1986 and 1987 seasons.

Coyle, a Staten Island, N.Y. native, played football and wrestled at Monsignor Farrell High School. He attended the University of Massachusetts where he played defensive back for former Syracuse and New England Patriot Head Coach Dick McPherson. Coyle returned to Farrell and was an assistant coach for one year before beginning his collegiate coaching career at the University of Cincinnati in 1978. He worked for one year each at the University of Arkansas (part-time assistant under then Head Coach Lou Holtz) and at the U.S. Merchant Marine Academy (defensive coordinator, defensive secondary and strength and conditioning coordinator) before joining Mark Duffner at Holy Cross in 1986.

Coyle received his bachelor's degree in physical education from Massachusetts in 1978 and his master's degree in education from Cincinnati in 1979.

He and his wife, Louise, have a two-year old daughter, Jenlain Alexandria.



Louise and Kevin Coyle, with Jenlain Alexandra in between.

Specifics

Coaching Experience: High School - assistant coach at Monsignor Farrell in Staten Island, N.Y. (1978); College - Graduate assistant, assistant defensive line coach and scout team coordinator at the University of Cincinnati (1978-79); Part-time assistant, offensive backfield coach at the University of Arkansas (1980); Defensive coordinator, defensive backfield coach and strength and conditioning coordinator at the United States Merchant Marine Academy (1981); Outside linebacker coach and strength and conditioning coordinator at the College of the Holy Cross (1982-85); Defensive coordinator and defensive backfield coach at the College of the Holy Cross (1986-90); Defensive Coordinator, inside linebackers coach at Syracuse University (1990-93); Defensive coordinator, defensive backs coach at the University of Maryland (1994-present).

Education: Graduated from Monsignor Farrell High School in Staten Island, New York in 1974. Earned a bachelor's degree in physical education from the University of Massachusetts in 1978. Earned a Master's Degree in physical education from the University of Cincinnati in 1979.

Personal: Born January 14, 1956. He and his wife Louise have a two-year old daughter, Jenlain Alexandria.

Bowl Participation: As a coach - 1980 All-American Bowl; 1992 Hall of Fame Bowl, 1993 Fiesta Bowl.

NCAA Championship Playoff Participation: As a coach - 1983 Division I-AA Football championship (Western Carolina def. Holy Cross, 28-21, in quarterfinal round.)

Mel Foels Assistant Coach Inside linebackers

Terp assistant coach Mel Foels is one of the most respected defensive coaches in the nation. His outstanding list of credentials includes the collegiate development of Lawrence Taylor, one of the greatest linebackers in college football history who went on to enjoy an All-Pro National Football League career. Including Taylor, Foels has sent 11 players into the NFL.

At Maryland, Foels has directed the development of Ratchiff Thomas, a junior who has finished among the ACC's top 10 tacklers in each of his first two seasons. Thomas led Maryland in tackles as both a freshman and a sophomore.

Foels lists many of the nation's historical football powers on his impressive resume. At Arizona State, the Sun Devils were second in overall defense in the Pac-10 in 1991. From 1984-89, he coached the outside linebackers at Tennessee and prior to that, he was the linebackers coach at North Carolina, where Taylor was his star pupil. In Foels' four years at UNC, the Tar Heels compiled a 37-11 record and won four consecutive bowl games.

He began his coaching career as an assistant at Iowa Wesleyan College in 1966. He was named its head coach in 1967 and guided Iowa Wesleyan to four Prairie Conference titles. He was voted the league coach of the year three times. Foels also completed assistant coaching stints at Eastern Kentucky (1974-76) and Tulsa (1977-78).

Specifics

Coaching Experience: Assistant Coach at Iowa Wesleyan College (1966); Head Coach at Iowa Wesleyan (1967-72); Defensive line coach at the University of Iowa (1973); Defensive line coach at Eastern Kentucky University (1974-76); Defensive line coach at the University of Tulsa (1977-79); Linebackers coach at the University of North Carolina (1980-83); Outside linebackers coach at the University of Tennessee (1984-89); Defensive coordinator at Arizona State University (1990-91); Linebackers coach at the University of Maryland (1992-present).

Playing Experience: Four-year letter winner as linebacker and offensive guard at Bowling Green State University (1961-64).

Education: Earned a bachelor's degree in biology and physical education from Bowling Green State University in 1965. Earned a master's degree in education from Bowling Green State University, 1966.

Personal: Born August 3, 1943. He and his wife, Dawn, have two daughters: Tracie, 25, and Shellie, 23.

Bowl Participation: As a coach - 1980 Bluebonnet; 1981 Gator; 1982 Sun; 1983 Peach; 1984 Sun; 1986 Sugar; 1986 Liberty, 1988 Peach.



Dawn Foels, Shellie Foels, Mel Foels.

Dennis Goldman Assistant Coach Receivers

Dennis Goldman begins his first season as the receivers coach at Maryland but his sixth on the sidelines with Terps head coach Mark Duffner. Goldman and Duffner teamed at Holy Cross from 1986-90 to produce one of the top offensive teams in college football. In 1987, Holy Cross ranked first in passing offense, total offense and scoring offense and ranked sixth in passing offense, fifth in total offense and fifth in scoring offense in 1989.

Goldman's passing fancy continued as he left Holy Cross for Syracuse. SU's fleet of receivers ranked among the nation's best each of his four years. Goldman coached Qadry Ismail and Shelby Hill, two of the top receivers in school history to record breaking careers. The pair topped 1,000 career receiving yards during the 1992 season. In 1993, the tandem of Hill and Marvin Harrison combined for 1,750 yards receiving.

Goldman's playing career as an offensive lineman spanned four varsity letter winning years at Abraham Lincoln High School in Brooklyn, N.Y. and two varsity letter winning seasons at Southern Connecticut State University. His collegiate

career was cut short by a chronic shoulder injury.

He began his coaching career at Bulkely (Conn.) High School shortly after his graduation from Southern Connecticut State in 1971. He landed his first four-year coach assignment at Southern Connecticut State in 1975. He later had one year stints at Princeton and the U.S. Merchant Marine Academy before becoming the defensive secondary and special teams coordinator at Northeastern in 1983.

Goldman earned a bachelor's degree in health and physical education from Southern Connecticut State in 1971 and a master's degree in physical education from the University of Bridgeport in 1972. He and his wife Christine have two children, Jacob and Leah.



Christine and Dennis Goldman, with son Jacob and daughter Leah.

Specifics

Coaching Experience: High School - Assistant coach, offensive and defensive lines, at Bulkely High School in Bulkely, Conn., (1971-72). Assistant Coach, offensive and defensive lines, Jonathan Law High School, Connecticut (1973). Defensive Line coach, Westchester Community College, Westchester, N.Y. (1974). Defensive ends, quarterbacks, receivers, running backs, offensive line coach at Southern Connecticut State University (1975-79). Offensive coordinator, offensive line coach at Orville Platt High School, Connecticut (1980). Outside linebacker coach at Princeton University (1981). Defensive secondary coach, special teams coordinator at U.S. Merchant Marine Academy (1982). Defensive secondary, special teams coordinator at Northeastern University (1983-85). Wide receiver and tight ends coach at Holy Cross (1986-90). Wide receivers coach at Syracuse University (1991-94).

Playing Experience: Four-year letter winner at Abraham Lincoln High School in Brooklyn, N.Y. Two year varsity letter winner at Southern Connecticut State University.

Education: Earned a bachelor's degree in health and physical education from Southern Connecticut State (1971). Earned a master's degree in physical education from the University of Bridgeport (1972).

Peter McCarty Assistant Coach Outside Linebackers

In his fourth season on the Maryland coaching staff, Peter McCarty took over as the Terrapins' outside linebackers coach in 1992. During that time, the outside linebackers have been among the most active and hardest hitting players on the Terps roster.

McCarty has developed the outside linebackers in one of the Terrapins most effective positions. Mike Settles, who has been under McCarty's tutelage each of his three years at Maryland, recorded 105 tackles and five tackles for minus yardage. Over the past two years, Settles has recorded more than 160 total tackles and 11 tackles for minus yardage.

A Bangor, Maine native, McCarty is one of five coaches who came to Maryland from Holy Cross with Head Coach Mark Duffner. At Holy Cross, McCarty held three important positions on the staff. He coached the Crusader defensive ends while serving as the professional scout liaison and as the team's academic coordinator. On the field he oversaw the development of a group of ends that included Tom Smith, a 1988 All-American and the Crusader single season sack co-record holder with 16. In McCarty's final two seasons at Holy Cross, the defensive ends combined to register 38 sacks.



Peter McCarty brings considerable gusto to linebacking. His prize pupil is team captain Mike Settles.

McCarty was an All-East, All-New England, and All-Yankee Conference linebacker at the University of Massachusetts. He was a 1977 team co-captain for the Minutemen who advanced to the quarterfinals of the NCAA Division I-AA playoffs.

Following his graduation from Massachusetts, he returned to his hometown of Bangor to coach and teach special education at Bangor High School. He then moved onto Mame Central Institute in nearby Pittsfield, Maine.

McCarty joined the staff at Syracuse University in 1981 as a graduate assistant coach. While earning his master's degree in physical education, McCarty was a defensive coach and chief scout for the Orangemen. From Syracuse, McCarty moved to American International College where he served as defensive coordinator from 1983 to 1986, when he joined the Holy Cross staff.

McCarty, 39, is single.

Specifics

Coaching Experience: High School - Assistant coach at Bangor (Maine) High School (1978-79); Defensive coordinator at Mame Central Institute (1978-91); College - Graduate assistant at Syracuse University (1981-83); Defensive coordinator at American International College (1983-85); Defensive ends coach at Holy Cross (1986-1991); Outside linebackers coach at the University of Maryland (1992-present)

Playing Experience: Four-year letter winner at the University of Massachusetts. Co-Captain of the 1977 team and won All-East, All-New England and All-Yankee Conference honors

Education: Earned a bachelor's degree in education from the University of Massachusetts (1978). Earned a master's degree in physical education from Syracuse University (1983).

Personal: Born January 12, 1956. McCarty is single.

NCAA Playoff Participation: As a Player - 1977 Division I-AA Football Championship (Lehigh def Massachusetts, 30-23, in quarterfinal round)

Jim Miceli Assistant Coach Tight Ends Recruiting Coordinator

Jim Miceli begins his second season as tight ends coach, while he continues in his third season as Maryland's recruiting coordinator. He has been credited with attracting three of the top recruiting classes in recent memory to play in College Park.

Miceli has recorded a long history of success in Eastern football on the collegiate and high school levels.

Prior to his arrival at Maryland, Miceli was the tight ends coach and academic advisor at the University of Pittsburgh. He also spent a short period at the University of Wisconsin as their recruiting coordinator.

A 1979 Southern Connecticut State graduate, Miceli began his college career as a graduate assistant coach at the University of Pittsburgh. He held various coaching positions at the high school level as head coach at Norwalk (Conn.) High and Old Tappan (N.J.) High. Both schools enjoyed championship success during his tenure.

In 1993, Miceli moved to Ramapo (N.J.) College where in four years he recorded a 31-9 record as head coach and earned the Roadrunners ECAC post season honors. His 1991 Ramapo team was ranked ninth in the preseason by The Sporting

News. He coached two All-Americans, 18 first team All-Conference and seven all-ECAC players during his time there. He was selected as the coach of the year in the New Jersey Athletic Conference in 1989.

A native of Rye, N.Y., Miceli was an all-league lineman on the high school level before earning two varsity letters at Southern Connecticut State.

He and his wife, Mariann, have two daughters, Victoria and Alexandria.

Specifics

Coaching Experience: High School - Assistant coach at Milford (Conn.) Academy (1979-80); Head coach at Norwalk (Conn.) High School (1983-86); Head coach at Old Tappan (N.J.) High School (1986-88); College - Head coach at Ramapo College (1988-92); Tight ends and goal line offense coach, University of Pittsburgh (1992-94).

Playing Experience: Three year varsity letter winner at Rye (N.Y.) High School. Earned all-league honors. Two year varsity letter winner at Southern Connecticut State.

Education: Earned a bachelor's degree in physical education and recreation from Southern Connecticut State University.

Personal: Born April 24, 1957. Miceli and his wife Mariann have two daughters, Victoria and Alexandria.



Mariann and Jim Miceli, with daughters Victoria and Ali.

Cliff Schwenke Assistant Coach Defensive Line

Cliff Schwenke is in his fourth year at Maryland and 10th working as an assistant to Mark Duffner. He has worked with Duffner since the 1986 season when the pair was first teamed at Holy Cross.

Schwenke has gained a reputation as one of the top defensive interior line coaches in the nation. His defenses at Holy Cross consistently ranked among the top in Division I-AA. The 1987 defensive line ranked first in the nation in scoring defense. His 1987 defense ranked third in the nation in rushing defense and his 1986 defense ranked sixth in the country.

Schwenke has continued that success at Maryland. His hard work and recruiting efforts have begun to show results as his 1994 defensive line allowed its opponents nearly 900 yards less in total rushing yards as compared to only one year before.

As defensive line coach at Holy Cross, Schwenke helped develop a unit that produced two All-Americans in middle guard Steve Southard (second team, 1986) and tackle Andy Martin (third team, 1987) along with several All-Patriot league performers. He also doubled as the Holy Cross recruiting coordinator. In that position, he oversaw the recruitment of six seasons worth of student-athletes that helped the Crusaders to a 60-5-1 overall won-loss record.

A native of Amsterdam, N.Y., Schwenke has two children: a son, David, 13, and a daughter, Anne, 5.

Specifics

Coaching Experience: College - Graduate assistant at Albany State (1975); Part-time assistant at Brigham Young University (1976); Part-time assistant at Boston College (1977); Defensive assistant and head freshman coach at Columbia University (1978); Defensive line coach and recruiting coordinator, College of the Holy Cross (1979-80), defensive line coach, College of William & Mary (1981); Part-time assistant coach, College of the Holy Cross (1984-85); Offensive coordinator, Worcester Polytechnic Institute (1985); Defensive line coach, recruiting coordinator, College of the Holy Cross (1986-91); Defensive line coach, University of Maryland (1992-present)

Playing Experience: Three-year varsity letter winner at the University of Bridgeport (1969-72).

Education: Earned a bachelor's degree in education from the University of Bridgeport (1972). Captain of the 1972 team and won All-East honors.

Bowl Participation: 1976 Tangerine Bowl. **Personal:** Born June 21, 1951. Schwenke has two children, David, 13, and Anne, 5.

Rob Spence Assistant Coach Quarterbacks

Rob Spence is in his fourth season at Maryland, his second as the quarterback coach.

In his first year as the Terps' quarterback coach, Spence helped further the development of Scott Milanovich, Maryland's current record breaking quarterback.

He was one of the five coaches to make the move with Duffner to Maryland from Holy Cross in 1992. Spence spent his final season at Holy Cross guiding record-setting quarterback Tom Ciacco, the 1991 Patriot League Most Valuable Player. In addition to his Patriot League honors, Ciacco was the ECAC co-Player of the Year, threw 25 touchdown passes and accounted for 3,132 yards of total offense.

Before going to Holy Cross in 1991, Spence was the offensive coordinator and receiver's coach at Hofstra University where he kept the Flying Dutchman in flight. Hofstra led all Division III teams in points scored (472), passing (343.2 yards per game) and total offense (505.7 yards per game) and set the Division III record for victory margin at 38.2 points per game.

Prior to Hofstra, Spence was the offensive coordinator at his alma mater, Iona College for one season. Under Spence, the Gaels set six school records and ranked 11th nationally in Division III with 2,537 yards passing.

He was chosen the Section I co-

coach of the year for New York State after guiding Iona Prep to the state playoffs in 1984.

Spence's teams and players are also very well decorated. His Iona Prep teams were ranked among the areas best during his tenure gaining the No. 1 ranking during the 1986 season. In addition, he coached the ECAC Rookie of the Year in 1989 and the Patriot League Most Valuable Player in 1991.


Spence, 37, and his wife, Susan, have two daughters, Samantha, 3, and Sydney Rae, 1.

Specifics


Coaching Experience: High School - Assistant coach at Pelham (N.Y.) High School (1981-82); Offensive coordinator at Iona Prep (1982-84); Head coach at Iona Prep (1984-88). College - Offensive coordinator at Iona College (1989); Offensive coordinator and quarterbacks coach at Hofstra University (1990); Quarterbacks coach at the College of the Holy Cross (1991); Inside receivers coach at the University of Maryland (1992-93); Quarterbacks coach at the University of Maryland (1993-present); Head Wrestling Coach at Manhattan College (1982-84)

Education: Earned a bachelor's degree in social work from Iona College (1981); Earned a master's degree in education from Iona College in 1990.

Personal: Born October 10, 1958. Spence and his wife Susan have two daughters, Samantha, 3, and Sydney Rae, 1.



Cliff Schwenke and son David.



Susie and Rob Spence, and daughters Samantha and Sydney Rae.

Dave Ungerer Assistant Coach Running Backs Special Teams Coordinator

Dave Ungerer begins his second season as the Terps' assistant coach for running backs and coordinator of special teams. He spent his first two years at Maryland as the Strength and Conditioning coach for the University's 23 intercollegiate sports.

During Ungerer's first season as the running backs coach, the Terps saw a marked improvement in that area. Maryland saw improvements in total rushing yards, yards per carry, yards per game and rushing touchdowns. The team also noticed impressive improvements in every phase of special teams play.

Ungerer's experiences as one of the nation's top strength specialists has helped propel Maryland's football players above its competition. In his first spring in College Park, several school performance records were set during the very first strength testing period. The very next season, all of those records were re-broken. Ungerer's enthusiasm and ability to motivate the weight room is legendary.

Ungerer joined the Terps' football staff following four extremely successful years at Holy Cross. During his stint there, Ungerer was part of the staff that helped guide the Crusaders to the winningest record in college football. Ungerer was named the first full-time strength coach in 1988 and implemented a stringent off-season work out program as well as a program designed to keep the Crusaders at peak performance levels throughout the competitive season.

During the 1985 season, Ungerer was the defensive line coach at Northeastern University. Ungerer was the defensive line and strength and conditioning coach at Davidson College from 1986-87. While at Davidson, he also served as the professional scout liaison.

Ungerer played running back and linebacker at Edison (N.J.) high school, rushing for more than 1,000 yards and earning all-area honors. He then earned three letters at

Southern Connecticut State University, receiving a bachelor's degree in physical education in 1980.

Specifics

Coaching Experience: High School - Assistant coach at Edison (N.J.) High School (1980-82); College - Graduate assistant coach at Rutgers University (1983-84); Defensive line coach at Northeastern University (1985); Defensive line and strength coach at Davidson College (1986-87); Strength coach at the College of the Holy Cross (1988-92); Strength coach at the University of Maryland (1992-93); Running backs and special teams coordinator at the University of Maryland (1994-present)

Playing Experience: Varsity letter winner in football at Edison (N.J.) High School. Varsity letter winner in football at Southern Connecticut State University.

Education: Earned a bachelor's degree in education from Southern Connecticut State (1980)

Personal: Born August 21, 1957. Ungerer and his wife, Sylvia, and their son, Dominic, reside in Bowie.



Bryce Hobin surrounded by parents Candice and Todd.

Todd Hobin Video Coordinator

Beginning his fourth year as the football staff's video coordinator, Todd Hobin oversees an area that encompasses the latest in technical innovation.

Inside the Terps' new football team building is a state-of-the-art video editing lab that doubles as Hobin's office. With computerized editing equipment, Hobin can break down game and practice video in any number of ways. If a coach wants a tape of just "third-and-long plays," Hobin can dub it quickly. If the defensive coaches want to only

watch plays where their defense was set in a particular formation, he creates that tape immediately.


This creative editing is available because Hobin and his staff work tirelessly during games and practices chronicling every situation. Every play that is video taped is coded by computer so that the special tapes can be edited after each game.

Hobin knows what he is doing on both sides of the camera. While he handles only video responsibilities at Maryland, he has extensive experience as a football coach. For three years he was on the football staff at Cornell University, helping the Big Red to the 1990 Ivy League Championship. He helped coach the quarterbacks and running backs on that team and served as the freshmen team's offensive coordinator.

Prior to coaching at Cornell, he was on the staff at Ithaca for two years as an assistant defensive back coach and defensive coordinator for the junior varsity. Ithaca won the 1988 Division III National Championship with Hobin on the staff.

A native of Holland Patent, NY, Hobin graduated cum laude from Cortland State. He was a three-year letter winner at running back and punter for the Red Dragons. He also attended Hamilton College for one year, where he was the team's starting free safety.

Hobin and his wife, Candice, have a son, Bryce.



Sylvia and Dave Ungerer, with Dominic perched strategically.



Michael Accorsi
Administrative Assistant to the Head Football Coach

Michael Accorsi begins his first year with the Maryland football program as the administrative assistant to Head Coach Mark Duffner. He comes to College Park after having worked the past three years in a similar capacity with the Virginia football program.

Accorsi's duties include the day-to-day management of operations, team travel, and schedule coordination. He will serve as the football staff coordinator between the University's academic community and the student-athletes and administer special events hosted by the football staff. In addition, he will administer all clinics, Mark Duffner's summer camp program and the student-athlete summer jobs program.

Accorsi, a 1991 communications graduate of the University of Pittsburgh, served as a graduate assistant in Charlottesville in 1991 and 1993, and served as administrative assistant in 1992. He acquired experience in travel, recruiting, sponsorship, and camp management in addition to football coaching duties. Previously, he had served with both the Cleveland Browns and Chicago Bears as part-time assistant and intern respectively.

Accorsi earned a Master's degree in sports psychology from Virginia in 1994 and is presently enrolled at Johns Hopkins in a business graduate program.



Jan and Dwight Galt surrounded by Angie, Tom, Dwight IV and Teri.

Dwight Galt
Head Strength and Conditioning Coach

Dwight Galt was named to head the strength and conditioning unit on January 2, 1994. Galt came to work as an assistant strength and conditioning coach on a part-time basis. He assumed a full-time position in 1989. During that time, he worked extensively with the Washington Capitals of the National Hockey League.

Galt supervises all of the strength and conditioning training for the football and basketball programs and coordinates the training of Maryland's entire 24 sport intercollegiate athletic program.

He has been an integral part of Maryland's building tradition in the weight room. Throughout his tenure at Maryland, the Terp football players have improved in all areas of weight training and conditioning.

Galt has previously worked with Maryland's nationally ranked football and basketball programs. In 1984, he worked with Maryland's ACC and Sun Bowl Championship football team. He has also worked

with the Terps 1985, 1994 and 1995 NCAA Basketball Tournament teams.

Galt earned his bachelor's degree in business management from Maryland in 1981 and his master's in exercise physiology from Maryland in 1989.

Galt, 37, and his wife, Jan, have four children, Angie, Teri, Dwight IV and Tom.

Born July 15, 1957, Galt is certified by the International Sports Science Association and is member of the National Strength and Conditioning Association.



Greg Boyce
Graduate Assistant

Greg Boyce is in his second season as a graduate assistant coach for the Terp offense. He will once again concentrate on assisting offensive coordinator Dan Dorazio with coaching the offensive line in 1995.

A native of Biglerville, Pa., Boyce was a four year letter winner and two-year starter as an offensive lineman for Kutztown (Pa.) University.

He began his coaching career immediately following his graduation in 1990. He served for two years as a graduate assistant at Kutztown, working with the offensive line. He then spent two years each as the offensive line coach at Rocky Mountain (Montana) College (1991-93) and West Liberty (West Virginia) State College (1993-94). While at Rocky Mount he coached Todd Furdyk, a two-time NAIA All-American and 1st round draft choice of the British Columbia Lions of the Canadian Football League. Rocky Mount won the Frontier Conference Championship in 1991.

Boyce earned his bachelor's degree in secondary education with concentrations in social studies and history. He is currently pursuing his master's degree in education administration at Maryland. He is an active member of the American Football Coaches Association.



Betty Francis (right) served as the athletic director's secretary for almost 30 years before returning to College Park and football. Dana Delaney (17 years at Maryland), Nita Cain and Bree Wagner are the other secretaries.

Football Complex Staff Directory

Football Office (301) 314-7095
FAX 314-9980

Byrd Stadium
Field House Drive
P.O. Box 295
College Park, Md. 20741

Mark Duffner, Head Coach	314-7096
Kevin Coyle, Defensive Coordinator/Secondary	314-7104
Dan Dorazio, Offensive Coordinator/Offensive Line	314-7102
Mel Foels, Inside Linebackers	314-7105
Dennis Goldman, Receivers	314-7107
Pete McCarty, Defensive Ends/Linebackers	314-7106
Jim Miceli, Tight Ends/Recruiting Coordinator	314-7098
Cliff Schwenke, Defensive Line	314-7101
Rob Spence, Quarterbacks	314-7109
Dave Ungerer, Running Backs/Special Teams	314-7099
Michael Accorsi, Football Administrator	314-9642
Todd Hobin, Video Coordinator	314-9950
Greg Boyce, Graduate Assistant	314-7103
Chad Wiestling, Graduate Assistant	314-7103
Sandy Worth, Head Trainer, Sports Medicine	314-9905
Jim Weir, Assistant Trainer	314-9901
Kevin McLaughlin, Assistant Trainer	314-9906
Dwight Galt, Strength & Conditioning	314-9927
Damian Stephens, Assistant Strength and Conditioning	314-9927
Ron Ohringer, Equipment Manager	314-7331
Nita Cain, Secretary	314-9903
Dana Delaney, Secretary	314-7095
Betty Francis, Secretary	314-7096
Bree Wagner, Secretary	314-9930

Betty J. Francis
Football Secretary

Almost a 30-year veteran to Maryland athletics, Betty Francis begins her third season as secretary to head coach Mark Duffner.

Working jointly with administrative assistant Michael Accorsi, Betty reports directly to Duffner and assists with secretarial and administrative needs. Prior to her temporary retirement in 1987, she was the secretary for Maryland's athletic director for nearly 30 years.

Betty is loyal to the Maryland Terps and has collected turtles since 1959. She has them from all over the world. She lives in College Park, and her children, Nanci and Jim are both Maryland graduates. She has one grandchild, Kerl, who is the daughter of Nanci.

Dana Delaney
Football Secretary

Beginning her third season in the football office, Dana Delaney begins her 17th season in the athletic department at Maryland. Prior to her involvement with football, she was the secretary to the Executive Director of the Terrapin Club.

Reporting directly to Defensive Coordinator, Kevin Coyle, Dana is responsible for the defensive playbook and assists with seat assignments and other duties for the football banquet and Alumni Weekend activities.

Dana and her husband Tom have two children, Kenny and Duane. Kenny is a Maryland graduate while Duane is a graduate of Carnegie Mellon University.

Nita Cain
Football Secretary

In her second year working for the Maryland football program, Nita Cain is secretary for the offensive coaches and reports directly to Offensive Coordinator Dan Dorazio.

Nita is responsible for all administrative and secretarial needs and spends a great deal of time computerizing the offensive playbook. Born and raised in New Hampshire, Nita has her cosmetology license and a data entry certification from PSI Institute (Md.).

Nita and her husband, Michael, have two children, Michael Joseph and Heather Lyn. They reside in Bowie, Md.

Bree Wagner
Football Secretary

Beginning her fourth season with the Terps, Bree Wagner is the secretary to the recruiting coordinator, Jim Miceli.

She assists with all mailings to prospective recruits and is constantly updating the database for all Maryland prospects. Prior to her arrival in the football office, Bree worked in the university's printing department for a year. She also directs the Maryland Spirit, a group of undergraduates who host recruits on campus.

She is currently attending the University of Maryland on a part-time basis. Her concentration is art. Bree is single and resides in College Park.

Terp Travel Plans

September 1-2
at Tulane

Holiday Inn—Downtown Superdome
504-581-1600

September 27-28
at Georgia Tech

Gwinnett Marriott
910-767-9595

October 6-7
at Wake Forest

Sheraton Inn
910-367-2251

October 27-28
at Louisville

Executive West
502-367-2251

November 3-4
at N.C. State

Holiday Inn at Research Triangle
919-941-6000

November 17-18
at Florida State

Comfort Inn—Parkway
904-877-3141



Karyl Henry
Assistant to Football Administrator

TERPACESETTERS, CAPTAIN MIKE SETTLES



33

Mike Settles

Linebacker

Sr. 6-0 200

Temple Hills, MD

Major: Finance

High School: Bishop McNamara

Co-Captain

At Maryland: A walk-on transfer from Lock Haven State in Pennsylvania who has developed into a skilled ACC linebacker ... A three-year starter who is one of the smallest linebackers in Division IA ... Honored academically on several occasions by Maryland and the

ACC, earning Academic All-ACC honors last year ... Was saluted and featured by *Black Issues in Higher Education* magazine as a national scholar/athlete ... Was selected team co-captain for the 1995 season along with wide receiver Richard Roberts ... The announcement of the team captains was made over the public address system in Byrd Stadium at the Spring Game when Roberts and Settles went to midfield for the traditional coin toss.

1994: The Terrapins' second leading tackler ... Ranked 11th in ACC defensive statistics with the fourth best numbers for a returning conference tackler ... Spent most of the season in a starting role ... Third on the team in tackles at **West Virginia** as he had a standout game off the bench ... Selected Defensive Player of the Week by a vote of the coaches against **Wake Forest** ... Contributed to best defensive performance by a Maryland team since the Wake Forest game of 1990 ... Second on team behind Ratchiff Thomas that day in tackles ... At **Clemson** was third on team in tackles as he recorded his then yearly high ... Voted Defensive Player of the Week by the coaches for his **North Carolina** game, tied for second

most tackles ... Selected co-Defensive Player of the Week for **Georgia Tech** game ... Led team in tackles, recorded team's single game high of the season with five hurries ... Among tackling leaders again against **Tulane** and **N.C. State** with a personal best 13 tackles against the Wolfpack.

1993: Was the leading tackler among outside linebackers ... Starter through most of the season, fourth in team tackle standings ... Recovered a fumble against **West Virginia** ... Won team Hammer Award for hits on special teams (block on kick return) ... Second in tackles vs. **Penn State** ... Finished the season with a strong outing at **Wake Forest** ... Outstanding individual who earned a place on ACC Academic Honor Roll.

1992: A redshirt season after sitting out following his transfer from Lock Haven State.

At Bishop McNamara: Played in nearby Forestville ... Earned two



letters each in football and track and field ... All-Metro Conference selection for McNamara's 9-0 team in 1990 ... Selected to National Honor Society and Who's Who Among American High School Students ... A Rotary Club Student of the Month and *Washington Post's* Student of the Month ... Also earned academic awards in mathematics and religion ... Served as class vice-president.

Personal: Born 6/20/73 ... Mike is the son of Robert and Faye Settles ... Interned under Congressman Albert Wynn of Prince George's County



Captain Mike Settles has proven he can compete with the best—in the playing field and in the classroom.

Settles' Statistics

1994	UT	AT	TT			
Duke	6	2	8			
Fla.St.	1	1	2			
W.Va.	8	1	9			
WF	6	2	8	1 TL (-1)		
Clm	6	4	10		1 hurry	
UNC	6	6	12	2 TL (-6)		1 PD 1 sack (-5)
GT	9	2	11	1 TL (-2)	5 hurry	
Tul	6	1	7		1 hurry	
NC St.	5	8	13			
VA	4	5	9			
Syr	6	3	9			
94 Totals	63	35	98	4 TL (-9)	7 hurries	1 PD 1 sack (-5)

1993	UT	AT	TT			
VA	3	3	6			
UNC	7	3	10	1 TL (-4)		
WV	2	1	3	1 TL (-6)	1 sack (-6)	
VaT	6	3	9	1 TL (-7)	1 sack (-7)	
PSU	9	2	11	1 TL (-4)	1 sack (-4)	
GT	2	0	2			
DK	3	0	3			
Clm	3	0	3			
FSU	5	3	8			
NCS	3	0	3			
WF	6	2	8	2 TL (-6)		
93 Totals	49	17	67	6 TL (-27)	3 Sack (-17)	

Career 112 52 165 10 TL (-36) 4 Sack (-22) 7 hurries



8 Richard Roberts

Wide Receiver
Sr. 5-6 164
Annandale, Va.
Major: Criminal Justice
High School: Annandale
Co-Captain

At Maryland: A starter at one of the slot receiver positions ... As a slot receiver, he has a great deal of responsibility as one of the quarterback's first options off the line of scrimmage ... A transfer from Division III Ferrum College in 1992, he was originally a walk-on in 1992 ... His high school alma mater, Annandale, is also head coach Mark Duffner's alma mater ... Was

selected team co-captain for the 1995 season along with linebacker Mike Settles ... The announcement of the team captains was made over the public address system in Byrd Stadium at the Spring Game when Roberts and Settles went to midfield for the traditional coin toss.

1994: Was a back-up slot receiver in Maryland's high powered offense, catching one pass during the season ... His pass reception came versus **Tulane** and went for six yards ... Played in a career-high seven games

1993: Was a stalwart on the special teams ... Sprained his right knee in the season opener versus **Virginia** and was limited for the following four games ... Won team's Hammer Award for blocking punt versus **Georgia Tech** ... Also saw extensive action against **Penn State**.

1992: Transferred from Ferrum College and sat out entire season.

At Annandale: Was a first team All-Metropolitan selection by the *Washington Post* as a senior ... First team all-district selection as a senior ... Captained the squad.

Personal: Born 3/3/73 ... Richard is the son of Yvonne Roberts.



Richard Roberts was elected by his peers to captain a leviathan of an offense.



10 Geroy Simon

Wide Receiver
Jr. 6-0 177
Johnstown, Pa.
Major: Criminal Justice
High School: Johnstown

At Maryland: A legitimate All-America candidate as one of the top returning receivers in the ACC and the nation ... A strong candidate for the Fred Biletnikoff award given annually to the nation's top receiver ... Set the all-time Atlantic Coast Conference single season record for receptions with an incredible 77 last season ... His 77 catches surpassed the previous ACC record of 75 by Maryland's Marcus Badgett in 1992 ... Only the second Terp and fourth player in the ACC to

catch 70 or more passes in a single season ... Is already etched into the Terps' receiving recordbooks and will chase every receiving record at Maryland and in the ACC ... His 96 career receptions are already the 9th best career effort by any Terp receiver.

1994: Fourth in the nation with 7.0 receptions per game ... 17th in the nation with an 87.0 reception yards per game average ... Led the ACC in receptions (77), reception yards (891) and receptions per game (7.0) ... Second in the ACC in reception yards per game with an 81.0 per game average ... Seventh in the ACC in all-purpose yards per game (rushing+receiving+punt returns+kickoff returns) with a 98.5 yards per game average ... Opened the season versus **Duke** with a sparkling 124 yards on six receptions and one touchdown ... A second 100+ yard receiving day versus **West Virginia** with 129 yards 11 catches and another touchdown ... The 11 catches versus the Mountaineers was the fourth most productive day by any Terp receiver in school history ... Tied for the team lead with seven receptions versus **Wake Forest** for 77 yards ... Another team high came with six catches versus **Clemson** for 55 yards ... Team high also versus **North Carolina** with nine catches for 88 yards and a week later versus **Georgia Tech** with eight catches for 86 yards ... Was again an offensive catalyst



Geroy Simon deserved a pat on the back for an ACC record-breaking season.

TERPACESETTERS, GEROY SIMON

versus **Tulane** with six catches for 61 yards including four in the first half as the Terps took a 21-3 lead ... Added another dimension to his scoring repertoire as he returned a kickoff 94 yards for a touchdown versus **N.C. State** ... Was the first kickoff returned for a touchdown by a Maryland player since October 24, 1981, a span of 13 years ... Also caught a five yard touchdown pass from Scott Milanovich in the third quarter to give Maryland a 38-35 lead ... Another strong outing versus **Virginia** with seven catches for 97 yards and a 43-yard touchdown reception ... A sensational day versus **Syracuse** with 10 catches for 80 yards, his second double digit reception game and sixth of 80 or more yards on the year ... Was the leading receiver in the ACC following the fourth game, **Wake Forest**, and held his lead throughout the remainder of the season ... Returned three punts early in the season versus **Wake Forest** for a total of 10 yards.

1993: Had 19 catches for 194 yards, a 10.2 yards per catch effort ... First

action at **North Carolina** in second game of his true freshman season ... First career touchdown ended a sensational rollout from pressure by quarterback Scott Milanovich for a 17-yard score versus **West Virginia** ... Caught a 10-yard TD pass at home against No 1 ranked **Florida State** ... A season-best nine catches for 96 yards came at **N.C. State** ... Longest catch of the season was a 26-yarder against the Wolfpack ... Catches came in seven different games while multi-catch games came four times.

At Johnstown: Captain and three-time letterwinner in football ... Selected an All-Keystone Conference for two straight years ... Quad A South Section All-Conference in 1992 ... Four time track and field letterman ... State runner-up as a senior in the 100-meter dash ... 10.6 100 meter runner ... A 6-7, high jumper.

Personal: Born 9/11/75 ... Geroy is the son of Valerie and Geroy Simon.



The open field is natural habitat for Simon.

Simon's Statistics

Receiving Statistics

1994	Receptions	Yards	TD	Long
Duke	6	124	2	43
Florida State	3	60	1	30
West Virginia	11	129	1	20
Wake Forest	7	77	0	24
Clemson	6	55	0	17
North Carolina	9	88	0	17
Georgia Tech	8	86	0	33
Tulane	6	61	0	24
N.C. State	4	34	1	16
Virginia	7	97	1	43
Syracuse	10	80	0	13
94 Totals	77	891	6	43

1993	Receptions	Yards	TD	Long
Virginia	1	7	0	7
West Virginia	3	28	1	17
Virginia Tech	2	37	0	21
Penn State	1	7	0	7
Florida State	1	10	1	10
N.C. State	9	96	0	26
Wake Forest	2	9	0	5
93 Totals	19	194	2	26

Career	Receptions	Yards	TD	Long
1993	19	194	2	26
1994	77	891	6	43
Totals	96	1,085	8	43

Kickoff Return Statistics

1994	Returns	Yards	TD	Long
Florida State	1	27	0	27
N.C. State	1	94	1	94
94 Totals	2	121	1	94

Punt Return Statistics

1994	Returns	Yards	TD	Long
Wake Forest	3	10	0	6
94 Totals	3	10	0	6



13

Scott Milanovich

Quarterback/Punter

Sr* 6-3 227

Butler, Pa.

Major: Criminal Justice

High School: Butler

At Maryland: An All-America candidate as one of the top five returning quarterbacks in the nation ... A leading contender for the Davey O'Brien and Johnny Unitas Golden Arm awards signifying the nation's top collegiate quarterback ... A pre-season quarterback/punter All-American by *Playboy Magazine* ... Enters his senior season as the most prolific of the prolific Maryland quarterbacks, six of whom played in the National Football League in 1994 ... Holds two NCAA records (single game completion percentage and consecutive completions) and an incredible 12 University of

Maryland passing records ... Will graduate as the top quarterback in Maryland history ... A two-time All-Atlantic Coast Conference selection, second team in 1994 and third team in 1993 ... Also one of the greatest punters in Maryland and ACC history ... Holds the all-time Maryland record for single season punting average (43.8 in 1993) and single game punting average (52.8 on four punts versus N.C. State in 1993).

1994: Was a first team All-Atlantic Coast Conference selection by *Football News* ... Earned second team All-ACC Honors by the Atlantic Coast Sports Writers Association ... Enjoyed one of the top passing years in the storied history of Maryland football and he furthered his lore as one of the quarterbacking greats to have worn the Terrapin red and white ... Passed for 2,394 yards and 20 touchdowns, giving him career totals of 6,125 yards passing and 47 touchdown passes ... He completed 229 of 333 passes for an incredible completion percentage of .688, another one of the 14 school records to which he has attached his name ... Led the ACC in pass completions (229), completion percentage (.688) and touchdowns (20) and was second in the ACC in pass attempts (333), yards passing (2,394) and pass efficiency rating (143.57) ... Started nine games and completed at least 17 passes in eight of his nine starts ... Completed 20 or more passes seven times and connected on 30 or more passes in each of the final three games of the season ... Selected as the ACC Offensive Back of the Week twice during the season, following his performances versus Georgia Tech and N.C. State ...



Scott Milanovich has found the open man more often than anyone in Maryland history. He might qualify for the same in the ACC.

Completed 22 of 31 passes for 302 yards and four touchdowns versus the Yellow Jackets ... Returned two weeks later to complete 33 of 38 passes for 341 yards and a school record tying five touchdowns versus the Wolfpack

1993: Started every game and broke several Maryland season and single game records ... Finished second in the ACC in pass efficiency rating (144.5) ... First career start came in the season opener versus Virginia ... He connected on 19 of 33 passes for 253 yards and two touchdowns ... He also recorded six punts for 284 yards for an average of 47.3 yards per punt and was named the Special Teams Player of the Game by the coaching staff ... Played very well the next week against North Carolina, as he set a then school record for completions in a game with 34 and tied the school mark for touchdown passes in a game with five, touchdowns responsible for in a single game with six and touchdown passes in back-to-back games with seven ... His 67-yard touchdown pass and his 78-yard

completion were the longest pass completions at Maryland since the 1986 season ... Was named Co-Offensive Player of the Week and for the second consecutive week he was tabbed the Special Teams Player of the Game ... Against West Virginia he tied the school mark again for touchdown passes in a single game (five) and broke school records for completions in a game (35) and passing yards in a game (451) ... Also established the school mark for total offense in a single game, 451 yards ... Completed a career long 80-yard pass to Jermaine Lewis, the longest pass at Maryland since 1986 ... Voted the ACC offensive Back of the Week and came out of that week's games leading the league in pass attempts, passing yards, touchdown passes, and punting average ... Became the first quarterback in league history to have a pair of five touchdown games back to back ... Voted with Lewis to receive the weekly AT&T Long Distance Award for the 80-yard strike ... Voted the Offensive Back of the Week by the coaching



Milanovich is active in Team Maryland, the campus outreach program.

TERPAGESETTERS, SCOTT MILANOVICH

staff ... Was the NCAA leader in passing yards (1,109) and touchdowns (12) following the West Virginia game ... Against Virginia Tech he passed for a school record 498 yards and broke his own total offense mark as he accounted for 516 yards of offense versus the Hokies ... Also became the first Terrapin quarterback in history to pass for 14 touchdowns in a three game span ... Selected Offensive Player of the Game by the coaching staff ... Played well against Penn State completing 19 of 25 for 158 yards ... Also had seven punts for 306 yards and a 43.7 yard average versus the Nittany Lions ... Against Georgia Tech, he completed 20 of 34 passes for 261 yards ... Versus Duke, he once again rewrote the Terp recordbooks as he completed 31 of 38 passes for a then single completion record of 81.6 percent ... Also connected on two touchdowns and 427 yards versus the Blue Devils, his fourth game of over 400 yards ... Selected as the ECAC Player of the Week and Offensive Player of the Week by the coaching staff for his Georgia Tech performance ... Had already tied the school record for touchdown passes in a season following the Duke game, the seventh game of the season ... Was second nationally in total offense and led the ACC in passing yards, completions, touchdown passes, passing attempts, passing yards, total offense and was second in punting following the Duke game ... Completed 19 of 31 passes for 223 yards and punted five times for a 40.6 yard average versus Clemson ... Was extremely accurate versus Florida State, connecting on 14 of 19 passes (.737) for 163 yards and two touchdowns ... Completed 22 of 28 passes (.786) for 244 yards versus N.C. State ... Was also a standout as the Terps' punter versus the Wolfpack with four punts for a school record 52.8 yard average ... Closed out the season as he led the Terps on an incredible, heart-stopping 99-yard drive leading to a game winning touchdown with no time remaining on the clock at Wake Forest ... On the last incredible drive, he completed nine of 12 passes (.750) for 84 yards and an eight-yard strike to Russ Weaver for the game winning, 33-32, touchdown ... He reset the school record for completions in a game with 37 and tied the school record with five touchdowns in a single game for the third time ... Won the AT&T Long Distance Award for the second time during the season, this time for his 52.8 yards per punt

average, which included his career long punt of 67 yards.

1992: Played in four games as the No. 2 quarterback ... His first action came in his home state versus Penn State when the starter, John Kaleo, was injured in the third quarter ... He was intercepted on his first pass attempt, but settled in nicely hitting seven of 15 passes (.467) for 128 yards and one touchdown ... The touchdown was a 30-yard strike to Frank Wycheck ... Completed three of six passes versus Georgia Tech ... His best game came versus Florida State, as he hit on seven of nine passes (.778) for 73 yards ... Also ran the Terps' offense in Byrd Stadium in the season finale versus Clemson.

1991: A redshirt season. Was nearly inserted in the Terps' starting

lineup during the season but the coaching staff decided against the move ... Would have been the first true freshman to start since Mark Manges in 1974 ... Was listed as high as No. 2 in the depth chart and made every road trip.

At Butler The consensus selection as the top prep quarterback in the State of Pennsylvania in 1991 ... A first team all-state and all-conference selection by the Associated Press ... Honored as a first team selection both his junior and senior years to the "Fabulous 22" Team as selected by the Pittsburgh Post Gazette ... The Pittsburgh Area Player of the Year by the Pittsburgh Press and KDKA-TV in 1990 ... Named the Pittsburgh Press Finest 44 his senior season ... The Pittsburgh North Player of the Year his senior

season ... Completed 114 of 226 passes for 1,520 yards and 19 touchdowns his senior season ... Also punted for a 40.7 yards per punt average and connected on four field goals beyond 40 yards ... Threw for a total of 2,800 yards and 32 touchdowns during his prep career ... Guided Butler to a 10-2-1 record and the No. 9 ranking in the state ... Butler won the always tough WPIAL 4A Championship his senior season ... Played in the "Big 33" game, featuring the Maryland All-Stars against the Pennsylvania All-Stars ... A three-year letterman in football, two in baseball and one in track.

Personal: Born 1/25/73. Scott is the son of Penny and Gary Milanovich ... His father was a former coach at Butler High School and is presently its director of athletics.

Milanovich's Statistics

1994	Comp	Att	Yds	Pct	TD	Int	LG	PassEff	Toff
*Duke	20	31	230	.645	1	0	43	137.5	235
*FlaSt	17	34	188	.500	2	1	38	110.0	177
*WVa	1	2	17	.500	0	1	17	21.4	-2
WF	10	12	121	.833	1	1	36	178.9	122
Clm	9	14	71	.643	0	1	16	92.6	62
*UNC	25	36	197	.694	0	0	17	109.7	201
*GT	22	31	302	.710	4	0	60	195.4	304
*Tul	25	35	291	.714	3	0	35	169.6	297
*NCS	33	38	341	.868	5	0	35	205.6	355
*Va	32	51	351	.627	3	3	60	128.2	288
*Syr	35	49	285	.714	1	2	24	118.5	295
94 Totals	229	333	2,394	.688	20	9	60	143.57	2,334

1993	Comp	Att	Yds	Pct	TD	Int	LG	PassEff	Toff
*Va	19	33	253	.576	2	2	44	129.9	256
*UNC	34	50	405	.680	5	1	78	165.0	387
*WVa	35	54	451	.648	5	1	80	161.8	451
*VaT	29	57	498	.508	4	3	67	136.9	516
*PSU	19	32	158	.594	0	3	14	82.1	123
*GaT	20	34	261	.588	0	2	65	105.7	224
*Duke	31	38	427	.816	2	2	67	184.4	402
*Clm	19	31	223	.612	0	1	44	115.3	230
*FlaSt	14	19	163	.737	2	0	50	180.5	166
*NCS	22	28	244	.786	1	0	41	163.6	250
*WF	37	55	416	.673	5	2	66	153.5	423
93 Totals	279	431	3,499	.647	26	17	80	144.5	3437

Career	525	794	6,125	.661	47	28	80	143.40	5,769
---------------	------------	------------	--------------	-------------	-----------	-----------	-----------	---------------	--------------

Punting

1994	Att	Yds.	Avg.	Long	1993	Att	Yds	Avg.	Long
Duke	5	183	36.6	45	Va	6	284	47.3	55
FlaSt	9	382	42.6	52	UNC	6	258	43.0	53
WVa	6	256	42.7	50	WVa	4	165	41.3	44
WF	6	225	37.5	50	VaT	4	168	42.0	62
Clm	7	343	49.0	61	PSU	7	308	43.7	61
UNC	2	87	43.5	47	GaT	4	169	42.3	49
GT	3	122	40.7	50	Duke	4	172	43.0	58
Tul	4	146	36.5	49	Clm	4	172	43.0	58
NCS	2	81	39.5	49	FlaSt	2	43	21.5	26
Va	4	176	44.0	49	NCS	4	211	52.7	60
Syr	3	131	43.7	57	WF	4	210	52.5	67
94 Totals	51	2,132	41.8	61	93 Totals	50	2,189	43.8	67
Career	101	4,321	42.8	67					



4

Jermaine Lewis

Wide Receiver
Sr. 5-8 172
Lanham, Md.
Major: Family Studies
High School: Eleanor
Roosevelt

At Maryland: An All-Atlantic Coast Conference Candidate ... Among the candidates for the Fred Biletnikoff Award as the nation's best receiver ... Enters his senior season poised to become the top all-time receiver at Maryland ... The all-time Maryland leader with 1,995 receiving yards, he is looking to become only the 15th player in ACC history to surpass the 2,000 yard mark in reception yards ... The No. 2 all-time receiver at Maryland with 127 career catches, only eight away from passing current Washington Redskin Frank Wycheck who had 134 career receptions ... Will become the all-time Terp leader in touchdown receptions with his first TD catch of the season and 19th of his career ... Will become only the fifth receiver in ACC history with 20 or more career touchdown receptions ... Also one of the Terps' top kick returners ... Averaged 21.5 yards per kickoff return and 8.0 yards per punt return a year ago ... Joined fellow Terp receivers Mancel Johnson and Duan Jones to form the 4X100 meter relay championship team at the Penn Relays in 1991.

1994: The No. 3 receiver in the ACC with 69.2 receiving yards per game and the No. 4 receiver in the

conference with 4.5 receptions per game ... No. 8 in the ACC in all-purpose yardage with a 98.1 yards per game average ... Led the Terps in average yards per reception with a 15.4 yards per catch average ... Finished fourth on the team in receptions with 45 and second in receiving yards with 692 ... Three games of two touchdown receptions came versus **Wake Forest**, **Georgia Tech** and **N.C. State** ... Caught seven passes versus **Tulane** for 108 yards ... Named the Offensive Player of the Week by the Coaching Staff ... Six receptions for 135 yards came versus **Virginia** ... His 135 yards receiving versus **Virginia** was the seventh best effort by any ACC receiver during the season ... Caught at least one pass in nine of his 10 games, being shutout for his only career time as a starter in the season opener versus **Duke** ... Seven games of five or more receptions and grabbed a season high 8 passes versus **N.C. State** ... Was on fire versus the Wolfpack with eight receptions for 100 yards and two touchdowns ... Four games of 100 or more yards receiving brought his career total to nine ... His season long reception of 60 yards came versus **Georgia Tech** and went for a touchdown ... Earned Co-Offensive Player of the Week honors versus the Yellow Jackets ... Suffered a dislocated shoulder versus **Wake Forest** on a kickoff return in the second quarter ... Missed the second half of the **Wake** game and the entire **Clemson** game ... Scored at least one touchdown in each of the final five games of the season, the longest consecutive games streak of his career ... The five game streak entering the 1995 season, seven touchdowns, is the most productive stretch of his career ... Was the Terps' top kickoff returner before his injury in the **Wake Forest** game ... Opened the season versus **Duke** with seven returns for 164 yards, among the top single game efforts in school history ... Two returns for 33 yards came versus **Florida State** and one for 18 versus **Wake Forest** before the injury ... Averaged a team leading 21.5 yards per kickoff return ... Returned eight punts for an 8.0 yard per return average.

1993: Solid start to the season




In a blink, Lewis shifts to a gear few defensive backs can match.

versus **Virginia** with a game leading seven catches for 94 yards and one touchdown ... He also returned two punts and a kickoff ... Exploded at **North Carolina** with his season high of nine receptions for 250 yards and two touchdowns ... His longest catch versus the Tar Heels went for 78 yards ... His 78 yard reception was the longest at Maryland since James Milling's 88-yard catch versus **UNC** in 1986 ... His 67-yard touchdown reception was the longest since 1989 ... The 250 receiving yards was one yard shy of Marcus Badgett's school record of 251 set only one year earlier ... The nine receptions was the eighth best single game effort at that time ... Was voted the Offensive Player of the Game by the coaching staff ... After his second game, he led the ACC in receptions, receiving yards and touchdowns ... Enjoyed another strong outing versus **West Virginia**, catching six passes for 145 yards and three touchdowns, one for 80 yards in the first quarter, the longest touchdown catch at Maryland since 1986 ... The three touchdowns scored receiving tied the school record for touchdowns scored in a single game ... Recorded his third consecutive 100 yard receiving day



versus **Virginia Tech** with a nine-catch, 128-yard performance ... Continued to lead the league in receptions, receiving yards, touchdowns, all-purpose yards and scoring ... Ranked first in the nation in receiving yards per game and was sixth in all-purpose yardage ... He continued to be quarterback Scott Milanovich's main target versus **Penn State** as he caught six passes for 35 yards ... Four receptions came versus **Georgia Tech** for 105 yards that included a game long reception of 65 yards ... Against **Duke**, he had six receptions for 126 yards and one touchdown ... His touchdown, a 47-yarder in the second quarter gave the Terps a 13-6 lead, paving the way for the Terps' first victory of the season ... The 126 yards versus the Blue Devils made Lewis only the second player in school history to record five 100-yard receiving games in a single season ... After his seventh game, he continued to lead the ACC in receptions, receiving yards, touchdowns and was second in the conference in yards per reception (19.2) ... Suffered a separated shoulder after he caught his fifth pass versus **Clemson** with five minutes to play in the first half



Lewis's career has demanded many encores.

versus the Tigers ... Closed the season at that point with 52 receptions for 957 yards.

1992: Enjoyed a spectacular season as a true freshman ... Starred on special teams versus Georgia Tech, downing a punt inside the five, blocking a punt and scoring his first collegiate touchdown on a 42-yard punt return ... Four catches as the Terps won at Duke ... Had a season-high seven catches versus North Carolina ... Had a fine game at Florida State, nabbing a scoring pass ... Came within two yards of the all-time kickoff return yardage record as he returned six kicks for 157 yards against the Seminoles ... Completed a strong quartet of games to close the season, 22 catches for 262 yards ... Final game of the season was five catches for a season high 101 yards versus Clemson ... Lewis's 69-yard touchdown reception in the second quarter saw the freshman turn a short gain into a long touchdown with his incredible speed, and the score gave Maryland the impetus for the big win over the Tigers, 53-23.

At Eleanor Roosevelt: The 1992 Track and Field Magazine Indoor "Athlete of the Year" ... Was the 1991 Gatorade Circle of Champions award winner for track ... Was a Washington Post indoor and outdoor track All-Metropolitan performer as a junior and senior ... Played football his junior and senior years ... Rushed for over 1,000 yards during his senior year, playing six games and averaging over 170 yards per game ... Missed three games because of an ankle injury ... Played in the annual "Big 33" game featuring the all-star players from the states of Maryland and Pennsylvania ... Won the state 4A title in the 100 and 200 meter dashes in his junior and senior years ... Set a state championship meet record in the 200, winning the event in 20.8 seconds and he captured the 100 meter dash in 10.3 seconds, the second fastest time of any sprinter in the nation.

Personal: Born 10/16/74 ... Jermaine is the son of Rhonda and James "Jake" Lewis.

Lewis' Statistics

Receiving	Catches	Yards	TD	Long
1992				
N.C. State	4	26	0	14
Pittsburgh	3	36	0	25
Wake Forest	1	22	0	22
Duke	4	40	0	14
North Carolina	7	42	0	21
Florida State	6	79	1	38
Clemson	5	101	1	69
92 Totals	30	346	2	69

Receiving	Catches	Yards	TD	Long
1993				
Virginia	7	94	1	44
North Carolina	9	250	2	78
West Virginia	6	145	3	80
Virginia Tech	9	128	0	32
Penn State	5	53	0	13
Georgia Tech	4	105	0	65
Duke	6	126	1	47
Clemson	5	56	0	16
93 Totals	52	957	7	80

Receiving	Catches	Yards	TD	Long
1994				
Duke	0	0	0	0
Florida State	5	27	0	11
West Virginia	5	62	0	20
Wake Forest	3	76	2	38
Injured				
North Carolina	1	6	0	6
Georgia Tech	5	109	2	60
Tulane	7	108	1	35
N.C. State	8	100	2	27
Virginia	6	135	1	49
Syracuse	5	69	1	24
94 Totals	45	692	9	60

Career	Catches	Yards	TD	Long
1992	30	346	2	69
1993	52	957	7	80
1994	45	692	9	60
Totals	127	1,995	18	80

Kickoff Returns

1992	Returns	Yards	TD	Long
Florida State	6	157	0	31
Clemson	4	11	0	33
92 Totals	10	168	0	33

1993	Returns	Yards	TD	Long
Virginia	1	18	0	18
93 Totals	1	18	0	18

1994	Returns	Yards	TD	Long
Duke	7	164	0	39
Florida State	2	33	0	20
West Virginia	0	0	0	0
Wake Forest	1	18	0	18
94 Totals	10	215	0	39

Career	Returns	Yards	TD	Long
1992	10	168	0	33
1993	1	18	0	18
1994	10	215	0	39
Totals	21	401	0	39

Punt Returns

1992	Returns	Yards	TD	Long
Virginia	1	42	1	42
92 Totals	1	42	1	42

1993	Returns	Yards	TD	Long
Virginia	2	20	0	17
93 Totals	2	20	0	17

1994	Returns	Yards	TD	Long
Duke	2	8	0	6
Florida State	0	0	0	0
West Virginia	4	36	0	17
Clemson	2	20	0	18
94 Totals	8	64	0	18

Career	Returns	Yards	TD	Long
1992	1	42	1	42
1993	2	20	0	17
1994	8	64	0	41
Totals	11	126	1	42



46

Ratcliff Thomas

Linebacker

Jr. 6-0 231

Alexandria, Va.

Major: Criminal Justice
High School: T.C. Williams

At Maryland: The Terrapins' leading tackler for the past two years ... Has led the team in 12 of his 22 career games ... A strong candidate for all-ACC honors ... *Football News* Freshman All-America ... Earned votes for ACC Rookie of the Year, 1993 ... Expected to continue to be dominant on defense ... Intelligent player with unlimited potential ... Strong and quick ... Was third in the ACC in tackles last season and eighth in the conference as a


freshman, averaging over 11 tackles per game in two years ... Earned ACC Weekly honors for his 17 hits against No. 1 ranked **Florida State** on November 6, 1993 ... Has had career highs against **Florida State** both years with 17 in '93 and 18 in '94 ... Tremendous work ethic ... Strong in the weight room, always improving.

1994: Led Maryland in tackles in six games to bring his career total to 12 times he has led the Terps ... Finished atop the Terrapin defensive statistics and third in ACC in tackles ... Has started every game in two years ... Has recorded double-figure tackles in 14 career games and nine of 11 games in 1994 ... Led Maryland in tackles at **Duke** ... Led Maryland in tackles vs. **Florida State** with season high total of 18 ... Led Maryland in tackles at **West Virginia** ... Again led Maryland in tackles vs. **Wake Forest** and was first in ACC in total tackles ... Second on team in tackles at **Clemson** as he recorded a double-figure total for a sixth straight game ... Had dream game vs. **Tulane**, intercepting his first career pass and picking up a fumble to score his first collegiate TD from the seven yard line ... Led the team in tackles vs. **Virginia** and **Syracuse**.

1993: His defensive debut at Maryland was outstanding ... As a true freshman, Thomas led Maryland in tackles (107) and

finished eighth in the ACC ... Led team in tackles seven times ... Recorded five TFLs of -19 yards ... Started every game ... Recorded 10 or more hits on five occasions with a season best of 17 total tackles (12 initial) at home against No. 1 ranked **Florida State** and earned ACC Rookie of the Week honors ... Talked 10 or more tackles on three occasions ... Earned team's Defensive Player of the Week in first collegiate game against **Virginia**, making seven initial tackles and two assisted ... Also won the Helmet Award for hit on play against VA ... Five initial hits against **North Carolina** ... Seven initial hits and four assisted against **West Virginia** and earned Coaches Defensive Player of the Week award ... Ten initial hits against **Clemson** and three assisted ... Recorded many outstanding performances throughout season.

AT T.C. Williams: Awarded the prestigious Northern Virginia Player of the Year award his senior year ... Took first team honors on the all-state, All-Metro, all-area, all-district and all-region teams ... Ranked as the #1 player in the region ... A Blue Chip All-American ... Won the



A time to roar.

coveted Touchdown and Pigskin Club's award as high school Defensive Player of the Year ... Was named to the George Michael "Golden 11" All-Star team ... Selected to the Fairfax Hall of Fame ... On the basketball court, he was selected to various all-star teams and was voted Alexandria Player of the Year.

At Hargrove Military Academy: Aided by his 4.5 speed, he was credited with 74 tackles, 4 sacks and one interception.

Personal: Born 1/2/74 ... Ratcliff is the son of Rose and Ratcliff Thomas, Sr.



Thomas is more a leader every year.

Thomas' Statistics

1994	UT	AT	TT		
Duke*	8	9	17		
Fla.St.*	13	5	18		2 PD
W.Va.*	8	4	12		
WF*	9	2	11		
Clm	7	5	12		
UNC	9	4	13		
GT	2	4	6		
Tul	2	6	8	1 FR (7-yd TD)	1 hurry 1 Int
NC St.	7	6	13		
VA*	12	4	16	2 TFL (-3)	
Syr*	5	6	11	1 TFL (-3)	
94 Totals	82	55	137	3 TFL (-6), 1FR (TD), 2 PD, 1 Hurry, 1 Int	
1993	UT	AT	TT	TFL	
VA*	7	2	9	0	
UNC	5	1	6	1/3	
WV*	7	4	11	0	
VaT*	10	4	14	1/1	
PSU	2	1	0	0	
GT	8	0	8	0	
DUK	6	7	13	0	
CLM*	10	3	13	1/4	
FSU*	12	5	17	0	
NCS*	7	1	8	0	
WF	3	2	5	1/8	
93 Totals	77	30	104	4/16	
Career	159	85	241	7 TFL (-22)	1 PD 1 FR 1 Hurry 1 Int.

*Led team in tackles



tackles vs. N.C. State for his career high with 14.

1993: Leading tackler among cornerbacks and fifth most on team with 63 hits ... Started ten games ... In first career start vs **North Carolina**, recorded 10 solo hits ... Talled seven hits against **West Virginia** ... Grabbed an interception against **Virginia Tech** ... A strong special teams competitor.

At Pahokee Led his team to three district, two sectional titles and one state championships during his career.

Personal: Born 8/27/74 ... A.J. is the son of Evelyn and Joe Johnson

27

Andreaj (A.J.) Johnson

Defensive Back

Jr. 5-10 172

Pahokee, Fla.

Major: Family Studies

High School: Pahokee

At Maryland: Earned starting role after the first game of his collegiate career ... Will be looked to for leadership on defense.


1994: Maryland's third leading tackler with 76 ... Starter in every game in his second year earning the nod ... Defensive Player of the Game by vote of coaches against **Florida State** ... Second on team in tackles at **West Virginia** as he tied his then career best mark with 10 tackles ... Another busy day vs. **Wake Forest** as he wreaked havoc on the Demon Deacons ... Returned to form vs. **Georgia Tech**, leading an outstanding effort in the secondary ... Returned two punts for 25 yards (long of 14) ... Continued to return punts vs. **Tulane** and led secondary in initial hits ... Led the team in



Johnson's Statistics

1994	UT	AT	TT				
Duke	1	3	4				
Fla.St.	5	4	9	1 TFL (-2)	1 Int. (0)	4 PD	1 Harass
W.Va.	6	4	10	1 TFL (-1)		1 PD	
WF	3	0	3			1 FF	1 PD 1 Harass
Clm	4	3	7				
UNC	3	3	6				
GT	6	2	8		1 Int. (39)	1 FF	1 PD
Tul	4	0	4	1 TFL (-3)		2 PD	
NC St.	11	3	14	1 TFL (-1)			
VA	3	0	3				
Syr	5	3	8	1 TFL (-4)			
94 Totals	51	25	76	5 TFL (-11)	2 Int (39)	2 FF	9 PD 2 Harass

1993	UT	AT	TT				
VA	1	0	1				
UNC	10	0	10				
WV	7	1	8				
VaT	1	0	1				
PSU	3	1	4				
GT	3	1	4				
DK	2	2	4				
CLM	5	4	9				
FSU	5	2	7				
NCS	4	2	6				
WF	6	2	8				
93 Totals	47	15	62				
1993	47	15	62				
1994	51	25	76	5 TFL (-11)	2 Int (39)	2 FF	9 PD 2 Harass
Career	98	40	138	5 TFL (-11)	2 Int (39)	2 FF	9 PD 2 Harass



A starter for 21 straight games through two seasons, Johnson knows grit and cornerback.



16

Joe O'Donnell

Kicker

Jr. 5-9 180

Rural Ridge, Pa.

Major: Psychology

High School: Fox Chapel

At Maryland: A walk on who emerged as a reliable kicker on both placements and kickoffs during the 1994 season after winning both jobs following an immensely competitive pre-season duel with freshman Brad Rhodes ... Demonstrated the ability to kick well under pressure situations ...

Has a strong, quick leg that gives him great distance on both his kickoffs and field goal attempts ... Attended the University of Tennessee at Martin during the 1993-94 year.

1994: Proved to be Maryland's most accurate kicker ... Connected on 33 of 34 point after touchdown attempts (.970) and 9-10 field goal attempts (.900) ... Was successful on his very first kicking attempt at Maryland as he hit on a 40-yard field goal versus **Duke** in the season opener ... Kicked 33 consecutive point after touchdown attempts after missing his first attempt of the season versus the Blue Devils ... Kicked three or more PAT's five times ... His career best of a perfect six for six on PAT's came versus **Georgia Tech** and **N.C. State** ... Was five of five versus **Tulane** ... Was also impressive on field goals, with his career long of 40 yards versus **Duke** and five others of 25 yards or more ... Was two of two versus **Florida State** helping Maryland to a 20-17 half-time lead ... Kicked field goals of 30 yards or more in back to back games versus **Tulane** and **N.C. State** ... Kicked at least one field goal in eight of Maryland's 11 games ... Led the team in scoring with 60 points, a 5.4 points per game average.



What Mark Duffner found in Joe O'Donnell was the ACC's most accurate field goal kicker.

At Tennessee - Martin: Was the starting kicker who handled all field goals, point after touchdowns and kickoffs ... Was 8-14 on field goals and 17-19 on point after touchdowns.

and field team ... Played for the soccer team as it won the state championship in 1990 ... Helped lead his club soccer team to three state championships.

At Fox Chapel: Was a first team all-conference selection in 1992, his senior season ... Earned two letters in football and soccer and gained another as a member of the track

Personal: Born 2/11/75 ... Joe is the son of Jeanne and Joseph O'Donnell ... Was a member of the Honor Roll and the Latin Club in high school.

O'Donnell's Statistics

1994	PAT		FG		Long
	Att.	Made	Att.	Made	
Duke	2	1	1	1	40
Florida State	2	2	2	2	30
West Virginia	3	3	1	1	29
Wake Forest	4	4	1	1	24
Clemson	0	0	0	0	
North Carolina	2	2	2	1	22
Georgia Tech	6	6	0	0	
Tulane	5	5	1	1	33
N.C. State	6	6	1	1	34
Virginia	3	3	0	0	
Syracuse	1	1	1	1	28
Totals	34	33	10	9	40



88

Ahmad Abdul-Rahim

Wide Receiver
Fr. 5-8 156

High School: Hargrave Military Academy

At Maryland: A walk-on member of the team who was listed second on the depth chart at slot receiver following spring practice ... A quick slot receiver who will earn playing time because of his ability to get open and into the clear ... A very hard worker who is a dependable, solid player ... Has a tremendous work ethic and good hands.

Personal: Born December 7, 1975. Ahmad is the son of Winifred and Omar Abdul-Rahim.

Henry Baker lettered as a freshman, ready for any role as specialist.



23

Henry Baker

Defensive Back
So. 6-2 182


Paterson, N.J.
Major: Education
High School: Eastside

At Maryland: Should see continued action on special teams, while competing for time on defense.

1994: Saw action on special teams ... Recorded first statistic of varsity career with an initial hit on special teams at **Clemson** ... Had a tackle against **North Carolina** ... Added three hits against **Tulane**.

At Eastside: A first team all-league selection and second team all-county choice as a fullback his senior season.

Personal: Born 8/11/76 ... Henry is the son of Ruby and Henry Baker.



82

Phil Booker

Wide Receiver
So* 6-3 200

Baltimore, Md.
Major: Electrical Engineering
High School: Boy's Latin

At Maryland: A walk-on who will challenge for playing time at the wide receiver position.

1994: Member of the Varsity.

1993: A redshirt season.

Personal: Born 1/4/75 ... Phil is the son of Karen and Bernard Booker.



58

Jason Brown


Defensive Lineman
So.* 6-1 240

White Springs, Fla.
Major: Art Studio
High School: Hamilton County

At Maryland: One of 13 true freshman to play on defense two years ago ... Returns to the lineup after sitting out in 1994.

1994: A redshirt season.

1993: A true freshman who played backup at defensive end ... Registered four tackles in three games: **West Virginia**, **Virginia Tech** and **Wake Forest** ... Started against **Virginia Tech**, recording



Jason Brown is designated rush end.

four unassisted tackles and his first career sack ... Won the team Hammer Award for the best hit on special teams ... Closed the season with his best game at **Wake Forest** with four unassisted tackles and a 12-yard sack ... Played well against **Clemson** with one tackle behind the line of scrimmage ... Two quarterback sacks were good for second most on the team ... His three tackles for lost yardage were among the team leaders for a net total of minus 19 yards.

At Hamilton County: An all-state selection following his senior season ... Selected the Defensive Player of the Year by the Florida Athletic Coaches Association in 1992 ... Led Hamilton County of Jasper, Fla. to a 9-2 record his senior and a 10-1 slate his junior year ... Played in the post season Peach Bowl II All-Star game following his senior season ... Team won the annual Rotary Bowl his junior season ... A three-year letterwinner in football and weightlifting ... Captained both teams his senior year ... Qualified for the state championships in weightlifting his last three years ... Won first place in the school's science fair in 1990 and finished second in 1992 ... Member of the academic honor roll

Personal: Born 11/21/74 ... Jason is the son of Shirley and James Brown.

Jason Brown's Statistics

1993	UT	AT	TT	Sacks	TFL
Totals	13	3	16	2 (-18)	3 (-19)



44

Tim Brown
Linebacker
Sr. 5-11 210
Statesville, N.C.
Major: Agribusiness
High School: Statesville
Fork Union Military Academy

At Maryland: Expected to see a great deal of playing time this season ... Has shown flashes of terrific play ... Played a great deal and started a few games as a freshman, earning the starting nod early last season ... Could be a valuable asset to defense.

1994: Matured as a true junior into a steady starter ... Played a back-up role in the first three games before earning the starting nod ... Recorded a career high of 14 tackles at **Clemson** and was named Defensive Player of the Game ... Became first player of the season



Tim Brown (44) is a true senior who has been too valuable to sit.

other than Ratcliff Thomas to lead the team in single game tackles ... Tied for second in team tackles at **North Carolina** and third against **Georgia Tech**.

1993: Played in nine games and started one ... Made 36 total tackles including 21 initial hits and 15 assisted ... Injured knee kept him sidelined for **Penn State** and **Georgia Tech** ... Tallied 13 tackles at **Clemson** including seven solo hits ... Grabbed his first career interception in that game ... Started game against **Florida State** and chalked up two initial hits and two assisted tackles ... Recorded four initial hits against **N.C. State** and seven total tackles in last game of the season vs **Wake Forest**.

1992: Finished the year with 22 tackles, tops among rookie classmates ... Played first game at **West Virginia** and had a big sack at end of half to kill a Mountaineer drive ... Started versus **Wake Forest** and responded with five tackles including a season best of three solo hits ... Did not play at **Duke**, but was back in the starting lineup for the final three games of the season ... Concluded the year

with a career-high seven stops against **Clemson**.

At Statesville: A three-year linebacker letterman ... A two-time first team all-conference and All-Piedmont selection ... Also named All-Northwest player ... His senior season, he led the team in tackles with 180 including 146 solo hits and 34 assisted as he garnered second team all-state honors ... Had 13 tackles for a loss and recovered six fumbles ... Named the best linebacker on the squad ... His outstanding defensive play contributed greatly to leading the team to the State 3A Championship Game and finished as state runner up with a 13-2 tally.

At Fork Union: Led the team with 119 tackles ... Returned an interception for a touchdown ... Also led the team in fumble recoveries with four ... Named to the Max Emfinger's Top 66 Atlantic Coast team.

Personal: Born 11/20/71 ... Tim is the son of Hattie and Douglas Brown ... Brother, Tony played football at Appalachian State.

Tim Brown's Statistics

1994	UT	AT	TT		
Duke	3	4	7		
Fla.St.	0	2	2		
W.Va.	2	1	3	1 TL (-7)	1 sack (-7)
WF	0	1	1		
Clm	9	5	14		1 int.
UNC	6	6	12		
GT	6	2	8		
Tul	1	1	2	1 TL (-1)	
NC St.	6	2	8		
VA	0	1	1		
Syr	2	1	3		
94 Totals	35	26	61	2 TL (-8)	1 sack (-7) 1 int.
1993	UT	AT	TT		
VA	2	1	3		
NC	1	1	2		
PSU	Injured				
GT	Injured				
DK	2	1	3		
CL	7	6	13	1 int.	
FSU	2	2	4		
NCS	4	0	4		
WF	3	4	7		
93 Totals	21	15	36		
1992	8	14	22		
1993	21	15	36	1 int.	
1994	35	26	61	2 TL (-8)	1 sack (-7) 1 int.
Career	64	55	119	3 TL (-21)	2 sack (-20) 2 int.



36

Daniell Bull

Punter
So* 6-2 207
Alexandria, Va.
Major: Business and Management
High School: Mount Vernon

1994: Did not play

1993: A redshirt season

At Mt. Vernon: An all-state, all-region and all-district selection as a senior punter ... Earned three letters in football and was team captain his senior season ... Also earned one varsity letter in lacrosse.

Personal: Born 5/6/74 ... Daniell is the son of Katie and Tom Bull ... Member of the Fellowship of Christian Athletes.



45

Mario Chavez

Linebacker
Jr.* 6-0 232
North Miami Beach, Fla.
Major: Marketing
High School: Monsignor Pace

At Maryland: Terrific competitor ... Will return inside linebacker after providing depth up front last year.

1994: Saw his first action against Wake Forest and recorded first tackle at Clemson ... Quickness showed in back-up role against Georgia Tech, deflecting his first career pass ... Recorded two tackles against Tulane.

1993: Played in one game at linebacker.

1992: A redshirt year.

At Monsignor Pace: The Miami Herald's Player of the Year for Dade



Mario Chavez, in practice or game, is serious about hitting.

County ... A three-year letterman in football and wrestling ... Captained both teams ... Second team all-state as a senior and third team as a junior ... A two-time first team All-Dade County ... Led team in tackles and was singled out as most responsible in leading Pace (9-2) to the District and Regional Championships ... Wrestled three years in the 189-pound class, winning the individual title of the District all three years ... Listed in Who's Who Among High School Students ... A teammate of Maryland's Farad Hall.

Personal: Born 11/2/73 ... Mario is the son of Dale Ann Stewart and Mario Chavez ... His father is a 1978 Fordham graduate where he earned All-ECAC honors while playing

offensive guard ... His uncle, Loz, a 1985 linebacker graduate of Iona College, played with the New England Patriots (1986) and the Miami Dolphins (1987).



Chavez's Statistics

1994	UT	AT	TT	
94 Totals	4	1	5	1 pass deflection



25
Clifton Crosby
 Defensive Back
 Fr.* 5-9 157
 Erie, Pa.
 Major: Business & Management
 High School: East


At Maryland: Will contend for time in the backfield after a year to develop.

1994: A redshirt season.

At East: A first team all-state selection as a kick returner by the Associated Press ... Was nationally ranked and scouted at three different positions - defensive back, running back and return specialist ... An All-East selection by Max Emfinger's Recruiting Almanac and Tom Lemming's SuperPrep Magazine ... Rushed for 3,080 yards during his three-year varsity career ... Scored 24 touchdowns and averaged 9.1 yards per carry as a senior ... Amassed over 500 yards and scored four touchdowns on kickoff and punt returns his senior season ... In addition to his football honors, he earned all-state honors in track and was All-Metropolitan in basketball ... Won the Metro rushing and scoring championships

Was a two-time All-Metro selection and scored over 1,000 career points in basketball Was All-Metro in three track events—the 100, 200 and long jump.

Personal: Born 9/17/74 Clifton is the son of Peggy Sparks



9
Brian Cummings
 Quarterback
 So* 5-11 191
 Eastchester, N.Y.
 Major: Marketing
 High School: Iona Prep

At Maryland: Back-up quarterback to the incumbent, Scott Milanovich, who will see a great deal of playing time ... Runs the "Black Thunder" offense in short yardage situations ... A very productive player who scored four rushing touchdowns on only 15 carries as a redshirt freshman.

1994: Maryland's third string quarterback who ran the "Black

Cummings' Statistics

1994	Rushes	Yards	TD	Long
Duke	0	0	0	0
Fla. State	DNP			
West Virginia	3	29	1	26
North Carolina	4	8	1	7
Georgia Tech	2	-3	1	1
Wake	DNP			
Clemson	DNP			
Tulane	2	2	0	2
N.C. State	0	0	0	0
Virginia	1	1	0	1
Syracuse	3	26	1	17
Totals	15	63	4	26

Thunder" short yardage offense throughout the season ... Rushed for 63 yards on 15 carries for a 4.2 yards per carry average ... His yards per carry average was fourth best on the team ... Scored four rushing touchdowns which tied him for the team lead with Buddy Rodgers ... Most productive game came at **West Virginia** as he rushed for a career high 29 yards and one touchdown ... Entered the WVU game in the second quarter and gained 29 rushing yards on a 53 yard series and scored the Terps' first touchdown in the memorable victory in Morgantown ... Also ran well versus **Syracuse** as he gained 26 yards and scored one touchdown ... Eight yards and one touchdown came from the short yardage offense versus **North Carolina** ... Also effective in the

short yardage situation in Terps' victory over **Georgia Tech** scoring a touchdown on a one-yard dive.

1993: A redshirt season.

At Iona Prep: Selected as the first team all-state quarterback his senior season ... A two-time all-county and all-league selection ... Named the County Player of the Year by the Gannet Newspapers Chain ... Earned first team all-County honors by the New York Daily News ... As a senior, he led the team to a 7-3 record and set four school records in the process: Most passing attempts, 410; most completions, 210; most yards, 3,100 and most touchdowns, 37 ... He also rushed for 600 yards as a senior ... Won the Tri-County High School Heisman Award ... A 19th round draft choice of the Montreal Expos in the 1993 Major League Baseball Draft ... Earned honorable mention All-American honors in baseball and he finished his senior season with a 1.50 ERA and a .472 batting average ... Four-year honor roll student who was twice named baseball MVP.

Personal: Born 9/30/75 ... Brian is the son of Patricia and Gerald Cummings ... One of Maryland baseball's top pitchers who also sees action in the outfield and as designated hitter ... Has turned back the Tar Heels for each of the past two years on the mound including an easy 11-1 victory in 1995 ... Struck out 54 batters last season, the second most on the team.



Brian Cummings caused a storm when he entered the game.



2

Cleveland Everhart

Linebacker

Sr. 5-11 210

Highland Park, Mich.

Major: Criminal Justice

High School: Highland Park

Northeastern Okla. A&M J.C.

At Maryland Will be looking to return to a starting role after suffering an early season injury in 1994.

1994: Suffered an early season injury after earning a starting role ... Was a key in Terps defensive effort at **West Virginia** ... Missed four games with his injury ... Returned in a back-up role for last four games.

1993: Started at WHIP Linebacker against **Virginia** (career high seven



Cleveland Everhart at a coaching seminar.

tackles) in season opener ... Injured shoulder in second week against **North Carolina** ... Returned against **West Virginia** with three hits, including a 7-yard sack ... Continued to be productive through rest of season ... Tallied 30 tackles

and five assists on the season ... Played in nickel defense.

At Northeastern Oklahoma A&M:

In two national championship games, including a victory in 1991 for the title ... Played linebacker, recording 52 tackles, two sacks, two fumbles caused, an interception and one pass deflection.

At Highland Park.

Three-sport letterwinner ... Winner of school's distinguished scholar/athlete award ... As a senior, led his team to Suburban Athletic Conference of Detroit title ... A first team All-SAC pick ... Reached the state finals in the 200 and 400 meter dashes in track.

Personal: Born 2/18/72 ... Cleveland is the son of Olivia and Willie Everhart.

Everhart's Statistics

1994	UT	AT	TT
Duke	2	2	4
Fla.St.	5	1	6
W.Va.	1	0	1
WF	injured		
Clm	injured		
UNC	injured		
GT	injured		
Tul	0	0	0
NC St.	0	0	0
VA	0	0	0
Syr	0	0	0
94 Totals	8	3	11

1993	31	9	40	1 TL (-7)	1 sack (-7)	1 FF
1994	8	3	11			
Career	39	12	51	1 TL (-7)	1 sack (-7)	1 FF



66

John Feugill

Offensive Lineman

Fr* 6-6 270

Methuen, Mass.

Major: Criminal Justice

High School: Methuen


At Maryland: Listed as the second string right offensive tackle following a strong performance in spring practice ... Impressed the coaching staff with his ability and moved steadily up the depth chart ... Gained valuable practice time as a member of the scout team last fall ... Has the size, strength and ability to be a strong contributor during the upcoming season ... A great athlete who runs very well.

1994: A redshirt season.

At Methuen: An all-East selection by both Max Emfingers Recruiting Almanac and Tom Lemming's SuperPrep Magazine ... Rated among the Top-20 offensive lineman by SuperPrep ...

Considered the top offensive lineman in New England ... Played both offensive tackle and tight end in high school ... Graded out at 80 percent for his senior season.

Personal: Born 12/20/75 ... John is the son of Joanne Finnegan.



97

Craig Fitzgerald

Defensive Lineman

Jr.* 6-3 264

Philadelphia, Pa.

Major: History

High School: LaSalle

At Maryland: Will move to the defensive line with a new number ... A walk-on member of Mark Duffner's first recruiting class ... Came to Maryland as an outside linebacker but was moved to superback during spring practices

in 1992 and now is back on the defensive line.

1994: Has risen up the depth ladder through linebacker, running back and now defensive end and noseguard tackle ... Played at Duke and against Florida State after two years of not playing a minute ... Valuable resource early in season in wake of unexpected ineligibilities.

1993: Did not play.

1992: A redshirt year.

At LaSalle College High School: Was a first team all-county and first team All-Catholic League selection his junior season ... Led LaSalle to a 10-2 record and the Philadelphia Catholic League Championship in 1989 ... Earned the team award for outstanding lineman in 1990 ... Lettered three years in football and two in baseball.

Personal: Born 9/15/72 ... Craig is the son of Carol and James Fitzgerald ... A brother, Jamie, was a member of Duke's 1991 ACC Championship tennis team.



Craig Fitzgerald is made for the trenches.



31

Darryl Giles

Defensive Back

So* 6-0 177

Suitland, Md.

Major: Zoology

High School: Suitland


At Maryland: One of the most improved players on the squad ... Great work ethic ... Will compete for time on special teams.

1994: Played on special teams throughout the season ... Recorded a solo tackle against Wake Forest.

1993: A redshirt year

At Suitland: Two-sport letterman, playing football and wrestled ... Was PG County Champ in wrestling in 1991-92 ... Earned academic honors throughout high school ... President of Usher Board ... Received award for excellence in Life Science ... Played against Maryland's Jermaine Lewis and Mancel Johnson.

Personal: Born 5/3/75 ... Darryl is the son of Carla and Darryl Giles, Sr.



68

Darryl Gilliam

Offensive Lineman

So* 6-5 300

Washington, D.C.

Major: Speech


Communications

High School: St. John's

At Maryland: The starting left offensive tackle entering fall practice ... Gained a great deal of experience last season as a redshirt ... Enjoyed learning the position from starter Steve Ingram.

1994: A redshirt season.

1993: One of nine true freshman to earn playing time on defense, he



Darryl Gilliam is heir apparent to fill the large shoes of Stephen Ingram.

played in eight games and recorded seven tackles ... Played for the first time as a back-up versus **Virginia Tech** and recorded one tackle ... Played well against **Penn State** with one tackle for minus one yard ... Strong outing versus **Georgia Tech** with two tackles, one unassisted, one assisted

At St. John's: An All-American selection by Street & Smith and Tom Lemming's Superprep Magazine following an outstanding senior year ... Was an honorable mention All-American selection by USA Today as a junior ... A two-time first team All-Metropolitan selection by the Washington Post ... First Team All-Metropolitan selection by the Washington D.C. Pigskin Club as a senior ... A four-year football letterman and team captain his senior season ... A three-time basketball letterman who helped lead St. John's to the Washington D.C. City Championship Consolation Game his sophomore and junior seasons.

Personal: Born 2/1/75 ... Darryl is the son of Dorothy Gilliam.



24

Lamont Gore

Defensive Back

Jr. 6-0 199

Lanham, Md.

Major: Letters & Sciences

High School: DeMatha

At Maryland: Projected to start at free safety this season ... Had a tremendous freshman season for the Terps and was able to

contribute immediately ... Good athlete with a load of talent ... Quick to the ball ... Has added 20 pounds to frame since his freshman year ... Bright future at Maryland is expected

1994: Played an active role as a back-up defensive back ... Tied with Wade Inge for interceptions on the season with three ... Earned Co-Defensive Player of the Week honors for **Georgia Tech** game with nine tackles, one for a loss of four yards, and an 18-yard interception return ... Had six hits against **N.C. State** ... Intercepted a pass in each of the last two games.

1993: Second on the team in tackles (89) behind classmate, Ratcliff Thomas ... Recorded 63 solo hits and 26 assists ... Led team in tackles on four occasions ... Was a special teams standout and played himself into a starting role ... Backed up Angel Guerra at free-safety before injuries limited the veteran ... Started fourth game of the year and remained there ... Led team in tackles vs. **Penn State** (14 tackles) and **Georgia Tech** (9 hits)

Tied for team lead vs **Duke** (13 hits) ... Sidelined against **N.C. State** with a sore back ... Returned for last game of the season and was second on team with 10 hits

At DeMatha: A standout running back/defensive back at DeMatha Started as a junior and senior ... Rushed for more than 1,000 yards as a senior captain and led team to a 9-2 tally ... Team MVP ... all-county and All-Metro first team A Blue Chip Prep Sports Top 16 honor ... Two year basketball letterman ... Team won the city title and was ranked sixth in the nation when he was a senior.

At Hargrave: Rushed for 220 yards on 50 carries and scored three touchdowns ... On defense, tallied 17 solo tackles and split time at free safety.

Personal: Born 10/29/72 ... Lamont is the son of Pamalyn Gore.



Lamont Gore enters his true junior season an accomplished ACC safety.

Gore's Statistics

1994	UT	AT	TT				
Duke	1	0	1				
Fla.St.	3	0	3				
W.Va.	3	1	4				
WF	3	3	6			1 FR	1 PD
Clm	0	1	1				
UNC	0	0	0				
GT	7	2	9	1 TL (-4)	1 Int. (18)		
Tul	1	1	2				
NC St.	5	1	6				
VA	0	1	1			1 Int.	
Syr	0	0	0			1 Int.	
94 Totals	23	10	33	1 TL (-4)	3 Int. (18)	1 FR	1 PD
1993	UT	AT	TT				
VA	2	2	4				
UNC	2	0	2				
WV	6	1	7				
VaT	5	4	9				
PSU	11	3	14				
GT	8	1	9				
DK	10	3	13				
CL	7	5	12				
FSU	7	2	9				
NCS	Injured						
WF	5	5	10				
93 Totals	63	26	89				
1993	63	26	89				
1994	23	10	33	1 TL (-4)	3 Int (18)	1 FR	1 PD
Career	86	36	122	1 TL (-4)	3 Int. (18)	1 FR	1 PD



41
Gene Gray
 Linebacker
 Sr * 6-1 215
 Washington, D.C.
 Major: Criminal Justice
 High School: Archbishop
 Carroll

At Maryland: Will battle for a starting role ... Made terrific strides in the weight room adding more than 30 pounds to his bench press after his sophomore year ... Has shown his versatility playing both inside and outside linebacker ... One of team's quickest on the line ... Athletically sound.

1994: Saw action as a back-up in the middle ... Injury situation gave him start at **West Virginia** where he responded with solid game ... Sack of quarterback allowed Ratcliff



Gene Gray is in pursuit of a starting role in his senior year.

Thomas to score a seven yard TD with fumbled ball against **Tulane** ... Had best game of the year against the Green Wave with seven tackles.

1993: Started two games ... Tallied 25 tackles including 14 initial hits and 11 assisted ... Made great strides making a season-best of seven tackles, including three initial hits and four assisted against **N.C. State** and five tackles including two initial and three assisted tackles against **Wake Forest** in final two games of the season ... Two assists at **North Carolina** were both on goal line stands.

1992: Incredibly, he went from a redshirt season to earning a starting position in the opening game of the season ... Opened the **Virginia** game at inside linebacker and recorded four tackles ... That performance earned him starting assignments in the next two games ... He moved to outside linebacker for **Penn State**, but did not start ... He was a fixture on the Maryland special teams recording a special team tackle versus **Clemson**.


1991: A redshirt season

At Archbishop Carroll: A three-year letterman and All-Metro selection by the Washington Post in 1989 and 1990 ... Named to the USA Today All-District Team at linebacker as a senior ... Played on the 1988 Carroll team that won the Metro Conference Championship (10-1) ... At Valley Forge, he had 48 tackles and one interception in his one season.

Personal: Born 12/29/71 ... Gene is the son of Elise and Eugene Gray.

Gray's Statistics

1992	7	11	18	
1993	14	11	25	
1994	8	9	16	1 CF
Career	29	31	59	1 CF



22
Ernest Grier
 Defensive Back
 Jr. 6-1 195
 Absegami, N.J.
 Junior College: Hudson Valley
 Community College

At Maryland: Copy T.K. ???

At Hudson Valley: A Junior College All-American who had 16 interceptions during his two seasons at Hudson Valley ... Named All-American by the *Junior College Gridwire* and *Blue Chip Magazine* ... Led the nation in interceptions with nine as a freshman and followed with seven as a sophomore ... A stellar all-around defensive sophomore year, he had 68 tackles, four blocked kicks and scored three touchdowns on interception returns ... Enrolled at Maryland for the spring semester and participated in spring drills ... Impressed the Maryland coaching staff with his speed and ability to track down runners and receivers in the secondary ... Considered to be one of the most highly recruited junior college defensive backs in the nation last season.

Personal: Born 9/4/74. Ernest is the son if Josie Grier.



69
Erik Greenstein
 Center
 Jr* 6-2 300
 Andover, Mass.
 Major: Speech
 Communications
 High School: Andover

At Maryland: The starting center entering the 1995 season who gamed valuable experience as a starter when Jamie Bragg went to defense ... Showed steady and marked improvement over the course of the season after moving from a back-up slot at guard to the starting spot at center ... Has the credentials and work ethic to be an All-Star candidate.

1994: Played in all 11 games as one of the many standouts on the Terps' powerful offensive line ... Played at **Duke** as a back-up at left guard ... Played center versus then No. 4 **Florida State** during the second week of the season as teammate Jamie Bragg rested from his two-way duties ... Helped the Terps to a 20-17 half-time lead over the Seminoles, the first time FSU had ever trailed at half-time of an ACC game ... Made his first career start at center versus **West Virginia**, taking nearly every snap of the game ... Credited with his first career touchdown block versus the Mountaineers as the Terps won in Morgantown ... Started the next week versus **Wake Forest** and helped the offense gain 385 total yards, while averaging a season high 5.7 yards per play ... Enjoyed his best game of the season versus **North Carolina** ... His overall

improvement continued versus **Georgia Tech** and **Tulane** ... His second career touchdown block came versus **Georgia Tech** in the Terps' victory ... Enjoyed an outstanding game with four cut blocks and 2 knockdown blocks as the Terps defeated **Tulane** at Homecoming in Byrd Stadium ... His best night came with a career high nine cut blocks and two knockdown blocks versus **N.C. State** ... The Terps gained 470 yards of total offense versus the Wolfpack's highly rated defense.

1993: A back-up at left guard who performed each time he was called upon ... Started two games, **Florida State** and **N.C. State**, in place of the injured Jade Dubis ... Maryland accumulated nearly 875 yards of total offense in those two games ... Recorded three touchdown blocks on the season to rank among the team leaders ... Top outing came

versus **N.C. State** as he had two touchdown blocks, four cut blocks, four knockdown blocks and two pancake blocks ... Also played well versus **Clemson** with four cut blocks and versus **Duke** with two cut blocks and a touchdown block ... Very active versus No. 1 Florida State with one touchdown block, one cut block and one knockdown block.

1992: A redshirt season.

At Andover: A highly recruited offensive lineman ... A four-year letterwinner who started every game in his four years ... Named to the Merrimack Valley All-Conference team three times ... Was a first team selection as a senior and a second team selection as a sophomore and junior ... Named to the all-scholastic team by the Boston Globe and the Boston Herald following his senior season

... A first team all-league selection by the Lawrenceville Eagle-Tribune during his junior and senior seasons ... Team captain and Most Valuable Player during his junior and senior seasons ... Won the B'Nai B'rith Award recognizing the

top Jewish high school athlete in the area ... Played in the State Shrine All-Star game

Personal: Born 9/21/73 ... Erk is the son of Hollis and Martin Greenstein.

Greenstein's Statistics

1994	Touchdown	Cut	Pancake	Knockdown
Duke	0	0	0	0
Florida State	0	0	0	0
West Virginia	1	0	0	0
Wake Forest	0	0	0	0
Clemson	0	0	0	0
N. Carolina				
Georgia Tech	1	1	0	2
Tulane	0	4	0	2
N.C. State	0	9	0	2
Virginia	0	0	0	0
Syracuse	0	5	1	1
Totals	2	19	1	7



Erik Greenstein will be the man the offensive line builds around.



64

Farad Hall

Offensive Lineman

Jr.* 6-1 252

Carol City, Fla.

Major: Criminal Justice

High School: Monsignor Pace

At Maryland: Worked as a back-up center in the spring after two years on defense ... With a little more quickness, can be a power on the line ... Played in seven games as a redshirt freshman and saw limited action last year.

1994: Saw limited action as a reserve defensive lineman.

1993: Played in seven games as a reserve on the defensive line ... Enjoyed a strong day with two unassisted tackles versus **West Virginia** ... Very active defensiveley versus **North Carolina** with one assisted tackle and a fumble recovery ... A tackle assist versus **Penn State**.

At Monsignor Pace: A third team all-state pick and a first team all-district selection following a very productive senior season ... Also a first team all-district selection his junior season ... Led the team to regional and district championships in 1991 ... Was a two-way player, earning time on both the offensive and defensive lines ... A three-sport letterman - three letters in football, one in wrestling and one in track and field ... Won the district wrestling championship as a heavyweight in 1991 ... An honor roll student.

Personal: Born 9/11/74 ... Farad is the son of Mary and Bill Hall.



Henne has gotten around a lot as both defender and offensive lineman.



79

Aaron Henne

Offensive Lineman

Jr.* 6-5 275

Allison Park, Pa.

Major: Criminal Justice

High School: Shaler Area

At Maryland: Will move to the other side of the ball this fall after two years on defense ... Gained valuable playing experience, playing all 11 games at the left tackle position in 1993 ... Listed third on the depth chart at tackle entering the 1994 sason.

1994: Got stronger with maturity ... Shared time as a starter and as a back-up while playing in every game ... Tied career high of five tackles in Durham ... Recorded his first tackle for loss at **Clemson** and a then best six tackles in a non-starting outing in Death Valley ... Had a career-high nine tackles at **Virginia**.

1993: Played in 11 games as a redshirt freshman and recorded 20 tackles (10 unassisted and 10 assisted) ... Started at left tackle versus **Clemson** ... Recorded two unassisted tackles, one assisted tackle and had one pass defelction versus the **Tigers** ... Five tackles versus **Virginia Tech** was his season high ... Registered three first hits versus **Penn State** and three assists versus **N.C. State**.

1992: A redshirt season

At Shaler Area: A Pittsburgh Post-Gazette selection to their "Fabulous 22" team his senior season ... A first team Pittsburgh Press North All-Star choice ... Played in the "Big 33" All-Star football Classic ... Earned first team All-Quad North Conference honors his senior season ... Was a three-year leterwinner in football and wrestling and captained both teams his senior season ... As a heavyweight on the wrestling team, he had a career record of 40-26 with 26 pins ... As a senior, he captured the WPIAL Section II Championship, was the runner-up at the West Mifflin Tournament, placed third in the overall section championships and placed fourth at the Brooke Tournament ... Won the most improved wrestler award his junior season.

Personal: Born 3/24/74 ... Aaron is the son of Linda and Leo Henne ... Leo played semi-pro football for the Pittsburgh Ironmen and Wolfpack.

Henne's Statistics

1994	UT	AT	TT		
Duke	2	3	5		
Fla.St.	0	2	2		
W.Va.	0	0	0		
WF	2	1	3		1 hurry
Clm	4	2	6	1 TL (-1)	
UNC	2	0	2		
GT	1	2	3		
Tul	1	0	1		1 hurry
NC St.	0	0	0		
VA	5	4	9		
Syr	0	0	0		
94 Totals	17	14	31	1 TL (-1)	2 hurry
Career	27	24	51	1 TL (-1)	1 PD 2 hurry



18

Andre Hentz

Defensive Back
Jr. 5-9 190
Asheville, N.C.
Major: Government & Politics
High School: Asheville
Furman University

At Maryland: Should fit immediately into a key role for the Terps ... Experience at Furman will be counted on.

At Furman: Played in all but one game over his two years ... Finished fifth in tackles as a sophomore ... Third on Paladins interception list with two ... Had two tackles for loss for 10 yards and four passes broken up ... Redshirt in 1992

At High School: Earned three letters in football ... Helped squad capture a pair of Mountain Athletic Conference Championships and advance to the state playoffs as a junior and senior ... Twice earned all-conference honors and was an All-Western North Carolina pick this senior year ... Lettered twice in track and field.

Personal: Born 10/30/72 ... Son of Pauline and Herbert Maxwell.

Hentz's Statistics

	UT	AT	TT			
1993 Totals	5	9	14			
1994 Totals	49	14	63	2 TL (-10)	4 PBU	4 FR
Career	54	23	77	2 TL (-10)	4 PBU	4 FR



51

Rhett Hesprich

Linebacker
So.* 6-0 213
Snellville, Ga.
Major: Engineering
High School: Brookwood

At Maryland: Coming off a phenomenal spring season ... Expected to be a top contender for playing time.

1994: Did not see playing time ... Gained important practice experience.

1993: A redshirt season.

At Brookwood: A three-year football and four-year track letterman ... Was selected as the "Gwinnett County Player of the Year" ... Atlanta TD Club Player of Week Selection three times ... First team all-county pick ... Honorable mention all-state choice ... Named Atlanta's WXIA-TV Scholar Athlete ... Named a member of the All-South academic honor roll ... Received the Coca-Cola award for athletic and academic excellence ... Selected to play in the Georgia all-star game ... Was the 1992 county discus champion and 1993 regional champ ... The team was County and Regional Champions in 1991.

Personal: Born 12/9/74 ... Rhett is the son of Linda and Rick Hesprich.



90

Eric Hicks

Defensive Lineman
So. 6-5 227
Erie, Pa.
Major: Criminal Justice
High School: Mercyhurst Prep

At Maryland: A solid player as true freshman last year, earning the starting defensive left end

assignment in just the fifth game of the season ... His standout rookie year has tabbed him as a future ACC all-star

1994: Started on special teams in the early season ... Earned playing time against Wake Forest and a starting position the next week at Clemson ... He had a career high six hits in Death Valley ... Had 19 tackles, 12 solo, and one sack for the year

At Mercyhurst Prep: An All-East selection, Number 30 overall, by Tom Lemming's SuperPrep Magazine ... Totaled 86 tackles, six quarterback sacks and one interception as a senior ... Played linebacker in high school ... Strong, instinctive and has a great first step ... Also a basketball standout with a 28-inch vertical jump ... Selected All-Metro ... Led the team in tackles his senior season.

Personal: Born 6/17/76 ... Eric is the son of Cheryl Vaughn and Gus Hicks.



Eric Hicks was precocious as a frosh; he played beyond rookie.

Hicks' Statistics

1994	UT	AT	TT			
WF	3	1	4	1 TL (-7)	1 sack (-7)	1FF
Clm	4	2	6			1 FF
UNC	3	1	4			1 hurry
GT	0	1	1			
Tul	0	1	1			
NC St.	1	0	1			
VA	1	0	1			
Syr	0	0	0			
94 Tot	12	6	18	1 TL (-7)	1 sack (-7)	2 FF 1 hurry



53

Johnnie Hicks

Defensive Lineman

So* 6-1 267

Harrisburg, PA

Major: Geography

High School: Susquehanna

Township

At Maryland: Returns to the lineup after sitting out last year ... Had an outstanding freshman season ... A starter as a true freshman, he led all of the down linemen in tackles despite missing three games due to injury ... Will wear a new number (53) after donning 58 as a freshman.

1994: A redshirt season.

1993: Led Maryland's down linemen with 41 tackles as a true freshman ... Finished eighth on the team in tackles to lead all underclassmen ... Began the season

against **Virginia** as back-up and was a starter in the second game versus **North Carolina** ... Registered five tackles versus **Virginia** and three against **North Carolina** ... Injured in the second half versus **West Virginia** ... Did not play against **Virginia Tech** and played only limited time versus **Penn State** ... Returned to the starting lineup versus **Clemson** ... Led the linemen in tackles with nine and blocked a PAT versus the **Tigers** ... Selected by the coaching staff as the Defensive Player of the Week for his **Clemson** performance ... Outstanding game versus **Florida State** with six total tackles including one tackle for a loss to again lead the down linemen ... Also credited with a pass deflection versus the **Seminoles** ... Again led the team in tackles versus **N.C. State** with nine and was nominated by the coaches for the defensive player of the week award ... Came up big versus **Wake Forest** as he led the defense in a goal line stand in the closing minutes, allowing Maryland to defeat the **Deacons** on a touchdown at the final gun.

At Susquehanna Township: Honorable mention All-American by USA Today as a senior ... Rated among the **Top 25** defensive linemen in the nation by Tom Lemming's SuperPrep Magazine ... Rated among the **Top-100** linemen both of his final two years ... A first team All-State selection his senior season ... A first team All-Mid Penn league selection at right defensive back for three consecutive years

and a first team all-league selection at defensive back for three consecutive years and a first team all-league selection at offensive guard two years in a row ... Named the Mid Penn League Defensive Player of the Year his senior season ... Also earned the team award as defensive MVP ... Played in the Pennsylvania East/West All-Star game ... Led Susquehanna with 138 tackles, 11 sacks and five forced fumbles his senior season ... A four-year starter at offensive tackle and team captain as a senior ... Runs the 40 in 4.75 ... Was also an outstanding heavyweight wrestler.

Personal: Born 8/31/74 ... Johnnie is the son of Josephine and Johnnie Hicks, Sr.



81

Jeremiah Howard

Wide Receiver

Sr. 5-11 183

Garrett Park, Md.


Major: History

High School: Barrie School

At Maryland: A transfer from Montgomery-Rockville Junior College who was the Terps' special teams tackling leader ... Will once

Hicks' Statistics

1993	UT	AT	TT	TFL	PD
Va.	1	4	5	0	0
UNC	1	2	3	0	0
WVa.	0	2	2	0	0
VaT.	injured				
PSU	1	2	3	0	0
Duke	0	1	1	0	0
Clem	4	5	9	0	0
FSU	5	1	6	1 (-2)	1
NCSU	5	4	9	0	0
WF	0	3	3	0	0
93 Totals	17	24	41	1 (-2)	1



Johnnie Hicks is a load, a real presence for three more years.

again see action on special teams and will also compete for playing time at the wide receiver position ... Impressed the coaches in spring practice with his speed and good hands ... Earned his associates degree from Montgomery-Rockville after attending the University of Kansas during the fall of 1991.

1994: Was the Terps' most consistent special teams performer throughout the season ... Led the team with six special teams tackles ... Opened the season with an unassisted hit versus Duke ... Top special teams outing of the season came versus North Carolina as he led with two initial hits ... Also played well versus Wake Forest, Georgia Tech and Tulane, gaining one special teams hit in each of those games.

At Barrie School: Earned four letters in track and field and two in basketball ... Helped lead the team to the state basketball championship in 1990 ... An all-county selection in track and field in 1991 ... A member of the Student Government Association ... Enjoys working with disadvantaged children.

Personal: Born 6/29/73 ... Jeremiah is the son of Gretchen Howard.



Jeremiah Howard expends it all in pursuit of special team glory.



5

Wade Inge

Defensive Back
Sr. 6-1 196


Lindenwold, N.J.

Major: Family Studies

High School: Overbrook Regional

At Maryland: Converted wide receiver who has adapted well to starting role on backline of defense ... Should maintain the free safety starting role he earned last season ... Has skills required to be a tremendous asset to a young defense ... Quality range ... Good communication and leadership on the field ... Has worked hard to improve since his move to defense ... Coachable and talented athlete.

1994: One of two Terps to intercept three passes ... Rebounded from an injury and little playing time at wide receiver as a sophomore to become a defensive starter ... Had 26-yard interception return vs.



Wade Inge, since his arrival in College Park, has found a place to play—whether on offense or defense.

Florida State ... Intercepted pass vs. Wake Forest Active day at Clemson that included his first tackle for a loss ... Intercepted third pass vs. Tulane with a 22-yard return.

1993: Did not play until third game of the season against West Virginia due to a strained right knee ... He sprained his ankle in the WV game and only played in five games thereafter ... He had one catch for 12 yards vs the Mountaineers ... Had a 26-yard catch vs Clemson ... Season best of three grabs for 35 yards at Wake Forest in season finale.


1992: Nominee for ACC Rookie of the Year ... Scored Maryland's first touchdown of the season when he caught a 27-yarder at Virginia ... Caught Maryland's long pass of the day for 33 yards against Penn State ... Scored winning touchdown in fourth quarter versus Pittsburgh on 15-yard TD catch ... Matured as season went on.

At Overbrook: A three-sport letterman, earning honors in football, basketball and track ... Captained football and basketball his senior year and captained the track team for three consecutive years ... Combined for more than 1,000 yards rushing and receiving and scored nine touchdowns on the ground ... Caught 40 passes for over 500 yards and scored five times ... First team All-South Jersey, all-conference and All-Group IV ... Also was all-conference in track ... Football squad won State Championship in 1990 with an 8-3 tally.

Personal: Born 4/24/74 ... Wade is the son of Donna and William Inge ... Brother Bill started for three years at cornerback and safety for the Terrapins, 1990-92.

Inge's Statistics

1994	UT	AT	TT		
Duke	2	0	2		
Fla. St.	4	1	5		1 Int. (26)
W.Va.	4	0	4		
WF	1	0	1		1 Int. (9)
Clim	2	3	5	1 TL (-3)	
UNC	3	2	5		
GT	6	1	7		
Tul	2	1	3	1 PD	1 Int. (22)
NC St.	1	4	5		
VA	1	1	2		1PD
Syr	3	2	5		
94 Totals	29	15	44	1 TL (-3)	3 Int. (57) 2 PD 2 spec tm tack
1993	5 rec's	73 yds.	0TD		
1992	26 rec's	317 yds.	2TD		



36

Paul Jackson

Defensive Back
Fr.* 5-11 180
Clinton, Md.
Major: Business & Management
High School: Bishop McNamara

At Maryland: Enters fall practice as the number-two back at the right corner behind A.J. Johnson.

1994: A redshirt season.

At Bishop McNamara: Named All-Atlantic Coast by Tom Lemming's Superprep Magazine ... Tabbed among the top 100 players by Superprep ... Named by Max Emfinger's Recruiting Almanac as All-ACC area ... Selected All-Metropolitan by the Washington Post ... All-county by the Prince George's Journal ... Runner-up for Defensive Player of the Year by the P.G. Journal ... Considered to be among the best two-way players in the county ... A first team all-league selection at both running back and defensive back ... Was also a standout running back and wide receiver ... Among the area's most talented return specialists ... Very physical performer on defense.

Personal: Born 4/14/76 ... Paul is the son of Pen and Larry Jackson.



19

Bruce James

Wide Receiver
Fr.* 5-7 154
Guetna, La.
Major: Letters & Sciences
High School: Archbishop Shaw

At Maryland: Listed as the back-up slot receiver behind All-ACC receiver Geroy Simon ... Enjoyed a productive first season as a redshirt freshman ... A lightning quick receiver who impressed the coaching staff during spring practice and moved steadily up the depth chart.

1994: A redshirt season.

At Archbishop Shaw: An honorable mention all-state, first team all-district and All-Metropolitan honoree as both a junior and senior ... The school's leading all-time rusher who played in 36 consecutive varsity games ... Was a three-year starter ... Rushed for a school record 47 touchdowns ... A running back who has good hands, he had nearly 20 pass receptions as a running back as a senior ... An All-Metropolitan selection in track with a (4:54.40) ... A three-time letter winner in football and two-time letter winner in track.

Personal: Born 2/23/75 ... Bruce is the son of Judith and Bruce James.



21

Jonathon Johnson

Defensive Back
Jr. 6-0 188
Pahokee, Fla.
Major: Criminal Justice
High School: Pahokee
Northeastern Oklahoma Junior College

1994: Transfer from NE Okla. J.C who saw limited action ... Opened the season at Duke on special teams and saw action in six games ... Had special teams tackle vs. Georgia Tech

At Pahokee: His team won three district, two sectional and one state championship during his career.

Personal: Brother of starting cornerback, A.J. (Andreal) Johnson ... Parents are Evelyn and Joe Johnson.



Johnathan Johnson patrols the corner with his brother, AJ.



6

Mancel Johnson

Wide Receiver

Jr. 6-1 178

Lanham, Md.

Major: Criminal Justice

High School: Eleanor

Roosevelt

At Maryland: A starter at wide receiver who has been among the team leaders in catches during each of his first two seasons in College Park ... Has worked hard during the off-season and has improved his pass catching abilities tremendously ... Among the Terps strongest receivers he benches 315 pounds ... Blocks well on the perimeter ... A tremendous athlete.

1994: Finished third on the team with 33 catches for 353 yards, a 10.7 yards per catch average ... Averaged 32.1 yards per game and three touchdowns ... Started all 11 games ... Caught a career high seven passes for a career high 75 yards and one touchdown versus **Wake Forest** ... Career long reception of 36 yards came versus the Deacons ... Was the prime receiver versus Wake, filling in for the injured Jermaine Lewis ... Earned Offensive Player of the Week honors from the Terps' coaching staff ... Caught a career high two touchdown passes versus **N.C. State** ... His second touchdown reception, a 12 yard pass from quarterback Scott Milanovich, propelled Maryland to a 45-44 lead with only 2:19 remaining in the game ... Six

receptions for 53 yards came versus **Clemson** ... His six receptions versus the Tigers tied him for the team lead ... Career high single game mark of 14 yards per catch came on four catches for 56 yards versus **Tulane** ... Three receptions came versus both **Florida State** and **West Virginia** ... Caught three passes for 21 yards versus **Duke** in the season opener ... Caught at least one pass in 10 of Maryland's 11 games, being shut out only versus **Virginia** ... A tough, hard nosed runner once he has received the ball, as evidenced by his touchdowns coming from nine, 12 and 14 yards - all inside of the red zone.

1993: Played in nine games and made 18 catches for 339 yards ... Totaled three TD catches ... First true freshman in school history to catch TD passes in first two games ... Extremely fast ... His 37-yarder at **Virginia** was his first TD, followed by an eight-yarder against **North Carolina** ... Three catches against **West Virginia** ... Three grabs for his first 100 yard game against **Florida State** ... Season-best five catches for 106 yards and a TD at **Wake Forest** in season finale ... Season-best of 68 yard catches against both the Seminoles and Deacs.

At Eleanor Roosevelt: A two-sport letterman, captaining the football and track teams as a senior ... Combined for more than 1,000 yards and scored six touchdowns as a senior ... Team MVP ... Played for the Maryland All-Stars in the Chesapeake Classic against Virginia All-Stars at Byrd Stadium ... First team PG-County and all-conference ... Washington Post Honorable Mention All-Metro ... On the track team, he was a member of the state championship 4x200 relay and 4x100 relay breaking the state record ... Placed second in the 4x1000 in the '92 Penn relays ... Team won the indoor and outdoor state championships in '91 ... Most Valuable Athlete in the Indoor season.

Personal: Born 11/26/75 ... Mancel is the son of Barbara and Earnest Johnson.



Mancel Johnson's speed rates attention; his size makes him even more effective.

Johnson's Statistics

1994	Catches	Yards	TD	Long
Duke	3	21	0	12
Fl. State	3	34	0	19
West Virginia	3	41	0	17
Wake Forest	7	75	1	36
Clemson	6	53	0	16
North Carolina	1	9	0	9
Georgia Tech	1	14	0	14
Tulane	4	56	0	19
N.C. State	3	43	2	17
Virginia.	0	0	0	0
Syracuse	2	7	0	4
1994	33	353	3	36
1993	18	339	6	68
Totals	51	692	6	68



1

Duan Jones


Wide Receiver
Fr* 5-10 150
Glenarden, Md.
Major: Letters & Sciences
High School: Eleanor Roosevelt

At Maryland: Committed to Maryland last summer and was welcomed as the final scholarship recruit of the 1994 recruiting class ... Enjoyed a productive spring and has a chance to be a regular contributor ... Could back up at any of Maryland's four receiver positions ... Runs fluid routes and is very fast.

1994: A redshirt season.

At Eleanor Roosevelt. Was a first team All-Prince George's County Selection by the Prince George's Journal ... Played in the Chesapeake Classic prior to his enrollment at Maryland ... Was the state sprint champion on the 100 and 200 meter dashes, long jump and as a member of the 4 X 100 meter relay team ... Part of the high school foursome that holds the state record in the 4 X 100.

Personal: Duan is the son of Yvonne and Melvin Jones.



35

Ken Lytle

Kicker
Jr* 5-10 178
Avon, Conn.
Major: Kinesiological Sciences
High School: Avon

At Maryland: One of two returning kickers with varsity experience, he will be a candidate for the kickoff and placement duties ... Saw game action as the regular kicker as a redshirt freshman but did not play as a redshirt sophomore.

1994: A redshirt year

1993: A walk-on who won the kicking job in pre-season practice ... Kicked a season high six points after touchdowns versus **North Carolina** ... Connected on four-of-four PAT's versus **West Virginia** and **Virginia Tech** ... Kicked his only field goal of the season versus WVU ... Improved tremendously through the first half of the season with his kick-offs frequently going into the endzone.

At Avon: A first team all-state and first team all-conference selection as a senior ... Team won the state championship and two conference championships during his tenure ... Career long field goal registered in high school at 49 yards ... Also earned all-conference in golf with a five handicap ... Earned eight letters in football, soccer, basketball and golf.

Personal: Born 8/22/73 ... Ken is the son of Sandy and Richard Lytle.



38

Robert Moore

Linebacker
Sr. 5-11 231
North Amityville, N.Y.
Major: Criminal Justice
High School: Hempstead
Nassau C.C.

At Maryland: Has two years of valuable experience at Nassau Community College ... Loads of athletic ability.

1994: Back-up at Duke and was third on team in total tackles in first game for the Terps with 8, 5 and 3 ... Played vs. **Florida State** and **Wake Forest** with two tackles vs. FSU ... Saw action in a back-up role in ten games, 12 tackles.

At Nassau CC: Started all 11 games and tallied 108 total tackles, second best on the team ... Team lost in National Championship against Mississippi Delta, 20-16 ... Season-best of 11 tackles in 28-0 win over Grand Rapids ... Spent a year at Fork Union Military Academy with Maryland classmate Tim Brown.

At Hempstead High: Two-time captain and four-year letterwinner at Hempstead ... Was also a standout on the basketball squad, captaining the team as a junior and senior.

Personal: Born 5/22/73 ... Robert is the son of LaVaughn Hays and Robert Moore.



Ken Lytle can reflect on his role as effective back-up kicker and academic standout.



Lytle's Statistics

	PAT		FG	
	Att.	Made	Att.	Made
1993				
Va	1	1	2	0
North Carolina	6	6	0	0
WV	4	4	1	1 (25 yards)
Virginia Tech	4	4	3	0
Penn State	1	1	0	0
Duke	4	2	0	0
Totals	20	18	6	1




Bob Moore waits his chance to gather playing time.

Moore's Statistics

Game	UT	AT	TT	
Duke	5	3	8	
Fla.St.	2	0	2	
W.Va.	did not play			
WF	1	1	2	1 PD
Clm	0	0	0	
UNC	0	0	0	
GT	0	0	0	
Tul	0	0	0	
NC St.	0	0	0	
VA	0	0	0	
Syr	0	0	0	
94 Totals	8	4	12	1 PD

Motley's Statistics

1994	Touchdown	Cut	Pancake	Knockdown
Duke	1	2	0	1
Florida State	1	0	0	0
West Virginia	0	1	1	1
Wake Forest	1	0	1	1
Clemson	0	0	0	0
N. Carolina	0	2	1	0
Georgia Tech	0	2	0	1
Tulane	0	3	0	1
N.C. State	0	4	0	4
Virginia	0	1	0	0
Syracuse	0	0	2	0
94 Totals	3	15	5	9



78

Mark Motley

Offensive Lineman

Sr* 6-5 297

Moultrie, Ga.

Major: Criminology/Criminal Justice

High School: Moultrie

Junior College: Georgia

Military

At Maryland: Enters the year as the starting right offensive tackle ... Started all 11 games as a redshirt junior a year ago after sitting out a year following his transfer from Georgia Military College ... Has tremendous upper body strength and strong leg drive.

1994: Started every game and led

the team in touchdown blocks ... Gained his first start as he filled in for veteran John Teter in the season opener versus Duke ... Responded with two cut blocks and a touchdown block versus the Blue Devils ... Also played well in a start versus Florida State and contributed another touchdown block ... Was productive off the line versus West Virginia with one cut block, one pancake block and one knockdown block ... His third touchdown block in his first four starts came versus Wake Forest ... Three cut blocks came versus Tulane ... His personal yearly high of four cut blocks and four knockdown blocks came versus N.C. State.

1993: A redshirt season

At Georgia Military: Was a junior college All-American selection his second season ... Captained the team in 1992 and was starting offensive tackle for three years.

At Moultrie: A first team all-region selection his senior season ... Starting defensive tackle for three years and team captain his senior season ... Also a three-year starter in basketball and an all-region selection as a senior ... Selected the basketball team's most valuable player his senior season.

Personal: Born 6/15/73 ... Mark is the son of Rosie and Willie Motley



Mark Motley looms over a football field.



42

Eric Ogbogu

Defensive Lineman

So. 6-4 224

Irvington, N.Y.

Major: Accounting

High School: Archbishop

Stepinac

At Maryland: Enters fall practice listed No. 2 at defensive end ... Working hard to complete his transition from offense to defense ... Coaching staff moved him from tight end to defensive end during the 1994 season.

1994: Played in eight games, seeing most action at the tight end position and was used in the later part of the year on defense at an end position ... Caught his first career pass versus **Clemson**, an 11-yarder in the second quarter that was good for a first down ... Gained

Ogbogu's Statistics

Receiving Statistics

1994	Catches	Yards	TD	Long
Clemson	1	11	0	11
Total	1	11	0	11

his first career start in place of the injured Enk Henry versus **Wake Forest** ... Saw his first action on the defensive side of the ball versus **Tulane**.

At Archbishop Stepinac: Honorable mention All-America by Max Emfinger's Recruiting Almanac ... Was rated among the top 50 players in the east by Tom Lemming's SuperPrep Magazine ... A first team All-League and All-City selection ... An All-City selection by New York Newsday ... A bruising two-way athlete ... Rushed for 1,803 yards and 18 touchdowns as a fullback, and averaged eight tackles, including 12 for lost yardage, as a linebacker ... Has the size, quickness and speed to play several positions, and will probably be used as a tight end in Maryland's new offensive set.

Personal: Born 7/18/75 ... Eric is the son of Winifred and Louis Ogbogu ... Has a sister and a brother who ran track for the Terps.



32

Kendall Ogle

Linebacker

So. 6-0 205

Irvington, N.J.

Major: Accounting

High School: Hillside

At Maryland: Begins the season No. 2 on the depth chart at linebacker ... Will be the backup at two of the linebacker positions ... One of the top special teams performers as a true freshman ... He also saw playing time as a running back.

1994: Moved steadily up the depth chart during fall practice and became part of the Terps' acclaimed "Black Thunder" offense by mid-season ... Coaches used him inside the redzone because of his punishing style of running ...

Gained his first career carry versus **North Carolina** on a first down and goal to goal situation for Maryland on its own four yard line ... Gained two yards on the play as quarterback Brian Cummings would score from the one yard line only two plays later ... Gained one yard versus **Tulane** as Maryland defeated the Green Wave ... Among the hardest working special teams players, he was credited with two initial hits during the season ... Returned two kickoffs for 13 total yards ... A seven yard return came versus **N.C. State** and a six yard return came versus **Virginia** in back to back games ... Played in nine games.

At Hillside: The number two ranked running back in the eastern region by Blue Chip Illustrated ... An All-East selection by Tom Lemming's SuperPrep Magazine and ranked as the nation's number eight running back prospect by the publication ... The most sought after running back in the state of New Jersey ... A first team all-state selection ... Muscled his way for 1,059 yards (8.0 avg.) and 11 touchdowns his senior season ... Ran for 3,300 yards and 30 touchdowns during his varsity career ... Also played linebacker as a senior and recorded 119 total tackles, 14 tackles for lost yardage, and three interceptions.

Personal: Born 11/25/75 ... Kendall is the son of Pamela and Sam Paddymo.



Kendall Ogle's sophomore year will have him in a defensive stance.

Ogle's Statistics

Rushing Statistics

1994	Carries	Yards	TD	Long
North Carolina	1	2	0	2
Tulane	1	1	0	1
Totals	2	3	0	2

Kickoff Return Statistics

1994	Returns	Yards	TD	Long
N.C. State	1	7	0	7
Virginia	1	6	0	6
Totals	2	13	0	7



37

Kevin Plank

Super Back
Sr*. 5-11 229
Kensington, Md.
Major: Business and Management
High School: St. John's

At Maryland: Has been one of the top special teams performers each of the last two years and will be counted on to play a significant role again this season ... A former walk-on who earned a scholarship and has become a very productive member of the team ... Will see action mainly on special teams but will also get repetitions at running back ... Will be one of the top special teams players and a leader on that unit ... An excellent blocker who plays a leading role in the "Black Thunder" offense ... Was a linebacker during his first two years at Maryland ... A positive contributor to the program.

1994: One of the leading special teams performers, he was credited with four initial hits to place among the team leaders ... Special teams tackles came versus Florida State, Tulane, N.C. State and Syracuse ... In addition to his special teams tackles, he earned playing time at H-Back versus West Virginia, Wake Forest and Clemson ... Had one carry for six yards versus Virginia.

1993: A special teams standout who finished tied for the team lead in special teams tackles ... Played in all 11 games ... Earned the team Hammer Award for his big special

teams play versus North Carolina ... Also nominated for the Hammer Award versus Virginia Tech ... Inserted into the game at season's end at Wake Forest to help stop the Deacons at Maryland's goal line ... Was in on the stop that allowed for dramatic comeback victory

1992: Among Maryland's top special teams performers ... Listed among the top special teams tacklers during the entire season ... Opened the season with two unassisted tackles versus Virginia ... His thundering stop versus N.C. State earned him the special teams Hammer Award from the coaching staff ... Recorded two unassisted special teams tackles versus Georgia Tech

1991: A redshirt season.



Kevin Plank (37) breeds emotion.

At St. John's: An honorable mention All-American by USA Today following his senior season ... Honorable mention All-Metropolitan by the Washington Post and a first team all-conference pick ... Led St. John's to the Metro Conference Championship with a 10-1 record in 1989 ... A four-sport letterman, earning recognition in football (three times), lacrosse (three times), track and field (twice) and wrestling (once) ... Was an all-conference lacrosse pick in 1990.

Personal: Born 8/13/72 ... Kevin is the son of Jayne Plank ... His brother, Stuart, was an All-Metro football player at Georgetown Prep and a three year starter at offensive tackle at Virginia Tech.



73

Ryan Rezzelle

Offensive Lineman
Fr* 6-5 290
Erie, Pa.
Major: Journalism
High School: McDowell

At Maryland: Enters fall drills as the second string left offensive tackle behind Pat Ward ... An offensive lineman with enormous talent who impressed the coaching staff during his first year ... Has tremendous upper body strength which makes him a strong run blocker ... Has the size to be a very successful offensive lineman in the Terps' run and shoot offense.

1994: A redshirt season.

At McDowell: A second team all-state performer ... An All-East selection by Tom Lemming's SuperPrep Magazine ... Honorable mention All-East by Max Emfinger's Recruiting Almanac ... Graded out at 90 percent for his entire senior season ... A very intelligent student-athlete. Rezzelle carried a 3.7 grade point average throughout his high school and scored 1,200 on his SAT

Personal: Born 4/21/76 ... Ryan is the son of Linda and Peter Rezzelle.



II

Darrick Rather

Defensive Back

Sr.* 6-0 190

Decatur, Ala.

Major: Criminal Justice

High School: Austin High

Georgia Military Academy

At Maryland: Will battle for starting safety position ... Has

become more confident and productive with playing time.

1994: Saw back-up action throughout the season ... Recorded first career interception vs. **Georgia Tech** ... Recorded a special teams tackle at **Virginia** ... Special teams assist at **Syracuse**.

1993: Played in six games and recorded four hits ... Saw limited action behind **Andreal Johnson**.

At **Austin**: Two-year letterwinner and starter in football ... Named Most Valuable Defensive Back ... A Super 22 Squad selection ... Northeastern All-Star ... Also played wide receiver ... Earned two letters in track competing in the triple jump and relay.

At **Georgia Military**: Played one year, starting every game at defensive back ... Squad tallied a 6-3 record.

Personal: Born 8/25/73 ... Darrick is the son of **Jeraldine** and **Jack Rather**.



Darrick Rather was ready to rise up the depth chart.

Rather's Statistics

1994	IH	AT	TT			
Duke	0	0	0			
Fla.St.	0	0	0	1 FR		
W.Va.	1	1	2			
WF	1	0	1			
Clm	3	1	4			
UNC	1	1	2			
GT	1	0	1	1 PD	1 INT	
Tul	1	1	2			
NC St.	0	0	0			
VA	1	0	1			
Syr	0	1	1			
94 Tot	9	5	14	1PD	1 INT	1 FR
Career	13	5	18	1 PD	1 FR	





17

Brad Rhodes

Kicker

Fr* 5-7 154

Biloxi, Miss.

Major: Letters & Sciences

High School: St. John's

At Maryland: A heavily recruited kicker who will battle for the starter position on kickoffs and placements ... Improved tremendously during the spring and closed the gap between himself and Joe O'Donnell, the current starter ... Battled last season with O'Donnell through the last week of pre-season practice ... Has excellent leg strength and solid mechanics ... Has adjusted well to life as a specialist after starring as a wingback, safety and kicker in high school.

1994: A redshirt season.

At St. John's: An honorable mention All-America selection by USA Today ... A two-time member of the USA Today Honor Roll ... Finalist for the Mississippi Player of the Year Award ... Kicked six field goals of 40 yards or more as a senior including a 51-yarder ... Career long field goal kick was 52 yards his junior season ... Successful on 21 of 29 field goals during his career ... As a senior, he put nearly 80 percent of his kickoffs into the end zone for touchbacks ... A superb athlete, he rushed for 1,200 yards as a running back and intercepted six passes as a defensive back ... Recognized among the top prep kickers in the nation last season ... Also a

member of the track and field team ... Earned four varsity letters and was named the most outstanding thrower during both the 1992 and 1993 seasons ... Earned one varsity basketball letter

Personal: Born 9/6/75 ... Brad is the son of Karen and Joseph Rhodes.



34

Buddy Rodgers

Super Back

So. 5-11 225

East Providence, R.I.

Major: Education

High School: East Providence

At Maryland: One of the most highly regarded running backs to come to Maryland in quite a while ... Played as a true freshman and is destined for All-Star recognition

early in his career ... Will enjoy an increased role at running back this season and will share the running responsibilities with Brian Underwood ... Enjoyed a great offseason as he added muscle to his already strong frame and got much stronger ... Has great instincts and strong hands.

1994: One of eight true freshmen to see action during the season ... Became only the fifth true freshman Terp to play in the first game of his first season joining Alvin Maddox in 1975, Charlie Wysocki in 1978, Mike Bealsey in 1987 and Mark Mason in 1990 ... The first true freshman running back to score a touchdown in the first game of his first season ... Scored his first career touchdown on a seven-yard run in the third quarter of the season opener versus Duke ... A season high 44 yards on a season-high 14 carries versus the Blue Devils ... Also caught five passes for 43 yards at Duke for 84 yards of total offense, giving him the most productive game of any true freshman at Maryland in his first career game ... Injured in the second game versus Florida State after recovering a blocked punt and returning it 15 yards ... The blocked punt and Rodgers' return set up a Maryland field goal leading to a 10-3 first quarter lead for the Terps ... Limited by injury but earned three times for nine yards versus West Virginia ... Limited once again by injury versus Wake Forest but scored his second career touchdown on a one-yard run in the fourth quarter of the Terp victory ... Did not play versus Clemson, but returned for North Carolina and carried four times for 14 yards ... Scored a key second quarter touchdown versus Georgia Tech on a four-yard run to give Maryland an early 7-3 lead on its way to the 42-27 victory ... The ankle injury continued to improve and Rodgers enjoyed a super outing versus Tulane ... Gained 39 yards rushing on three carries and scored what turned out to be the game-winning touchdown, his



Buddy Rodgers figures to explode as a sophomore.

fourth score of the season ... Had a 35 yard carry versus the Green Wave, the longest run from scrimmage of the season for the Terps ... Played well as a back in the "Black Thunder" offense and gained 8 yards on three carries versus N.C. State ... Used in a limited role versus Virginia and gained two yards on two carries as the Terps had one of their lowest rushing attempt games, 21, of the season.

At East Providence: A Parade Magazine All-America selection following an outstanding senior season ... Named honorable mention All-America by USA Today following both his junior and senior years ... Two-time Gatorade Player of the Year in Rhode Island ... Also named first team all-state and first team all-region following his junior and senior years ... Recruiting expert Tom Lemming's SuperPrep Magazine rated him as the number seven overall prospect (all positions) in the east and a first team All-America ... Blue Chip Illustrated listed Rodgers as the number one running back prospect in the east ... Rushed for 3,231 yards (8.7 avg.) and totaled 322 points during three varsity playing seasons ... Holds 14 school records ... Rushed for 1,297 yards and 22 touchdowns as a senior ... Capped his senior season as he rushed for over 300 yards and six touchdowns in his final game ... His signing elevated the Terps recruiting class into Top 25 status ... Has 4.47 speed in the 40-yard dash ... Earned second team all-state honors in track as a sophomore and earned the most outstanding player award on the basketball team his junior year.

Personal: Born 8/5/76 ... Buddy is the son of Jeanette Estes.

Rodgers' Statistics

Rushing Statistics

1994	Carries	Yards	TD	Long
Total	39	130	4	35

Receiving Statistics

1994	Receptions	Yards	TD	Long
Totals	6	53	0	15



12

Chad Scott

Defensive Back

Jr.* 6-1 189

Capitol Heights, MD

Major: Kinesiological Sciences

High School: Suitland

Towson State University

At Maryland: Expected to step in and make an immediate impact on the Terp defense ... Outstanding coverage back whose ability to break up passes and take away the ball will be looked for.

At Towson State: Led the Tigers in interceptions as a sophomore with five ... Had two takeaways against Buffalo to tie team's single game superlative ... Finished seventh on the team in tackles, the best for a safety ... Key to the Tiger defense that was 8-2 in both seasons.

At Suitland: Two-year captain and All-County honorable mention selection ... Rushed for 624 yards as a senior running back with 74 tackles the same year ... Squad's MVP as a junior and senior ... Participated in track and field for one season.

Personal: Born 9/6/74 ... Son of Teresa and Eugene Scott.

Scott's Statistics

at Towson State

1993 Tot	20	4	24	1 TL (-12)	2 PD
1994 Tot	44	4	48	6 PD	5 INT
Career	64	8	72	1 TL (-12)	8 PD 5 INT



95

Ashley Sims

Defensive Lineman

Jr.* 6-2 250

Troy, N.Y.

Major: Criminal Justice

High School: East

Hudson Valley Community

College

At Maryland: Will provide experienced depth to the defense.

1994: A redshirt season.

At Hudson Valley: Led team in sacks each of his two years ... Was squad's second leading tackler both seasons.

At East: Named first team all-city at defensive back as a senior and a junior ... Second team all-city at tight end as a senior and second team all-county defensive back as a junior ... Played in the Eddie Meath All-Star game in his senior year ... Led East to a 9-2 record as a senior and a 9-1 mark in his junior year.

Personal: Born on 2/15/73 ... Ashley in the son of Susan and John Albert.



65

Pete Sorrentino

Offensive Lineman

So. 6-5 320

Staten Island, N.Y.

Major: Criminology/Criminal

Justice

High School: Curtis

At Maryland: Begins fall practice listed as the back-up left offensive tackle behind Darryl Gilliam ... Sat out last season while recovering from a knee injury suffered in pre-season practice ... Has completely recovered and is looking forward to making a large contribution this fall ... A candidate for future All-Star honors.

1994: A medical redshirt season.

1993: A redshirt season.

At Curtis: An All-American selection by Tom Lemming's Superprep Magazine ... A first team all-state selection ... First team All-New York City ... Voted as the team's Most Outstanding Lineman his senior season ... As a senior All-Star, he received the Al Fabbini Award at the school's annual awards banquet ... Earned four varsity letters in football ... Graduated at the top academic quarter of his senior class.

Personal: Born 9/18/75 ... Pete is the son of Linda and Peter Sorrentino ... His father attended Wagner College and was a member of the football team.



20

Todd Stewart

Defensive Back
Fr.* 6-2 185
Washington, D.C.
Major: Criminal Justice
High School: Anacostia

At Maryland: Will join the lineup after taking a year off ... Should make an immediate impact.

1994: A redshirt season.

At Anacostia: Two-time all-conference pick at free safety ... All-Metro and honorable mention USAToday All-America selection ... Member of the Art Monk Top 30 Club ... Two-time Defensive MVP of City Championship game ... Pigskin Club All-America pick ... Led team to a 10-3 record as a senior ... Has registered a 4.6 in the 40 yard dash ... Selected MVP of baseball team and lettered in basketball and track.

Personal: Born 9/29/76 ... Todd is the son of Anita and Willy Stewart ... His father coaches Anacostia and was the 1993 Football Coach of the Year.



7

Orlando Strozier

Defensive Back
Jr.* 6-1 194
Augusta, Ga.
Major: Theatre
High School: Hephzibah

At Maryland: Football News Third Team Freshman All-America ... Had knee reconstruction last February, but is expected to be back at full strength next fall ... Very talented athlete with loads of potential ... Always finds himself around the ball ... Big play capabilities ... Good speed and quickness makes him a valuable special teams contributor ... Bright future at Maryland is expected.

1994: Sat out entire season rehabilitating an injury.

1993: Football News Third Team Freshman All-America ... Played in all 11 games and started in eight contests ... Tallied 32 total tackles ... Snagged a team-best four interceptions, which was fourth in the ACC ... Also led team in fumbles recovered ... Started against Virginia and had fine debut becoming first Terp since Mike Jarmolowich to recover two fumbles in a game ... Also had an interception ... Registered a 33-yard punt return in Chapel Hill ... Voted Special Teams Player of the Week for play against West Virginia ... Started at Georgia Tech in place of Gene Green and recorded second interception ... Also grabbed INT's against Duke and N.C. State.

1992: A redshirt year

Strozier's Statistics

1993	UT	AT	TT	FR	INT	PR	YDS
VA	0	3	3	2	1	0	0
NC	1	2	3	0	0	3	42
WV	1	1	2	1	0	3	42
VaT	1	0	1	0	0	0	0
PSU	3	0	3	0	0	0	0
GT	2	2	4	0	1	1	2
DUK	2	0	2	0	0	4	50
CLM	3	1	4	0	0	0	0
FSU	2	0	2	0	0	0	0
NCS	2	1	3	0	1	1	0
WF	3	1	4	0	0	1	0
93 Totals	20	11	31	3	3	13	136

At Hephzibah: A four-sport athlete ... Lettered three years as a quarterback and two years as a basketball player and a track standout ... As a senior, was the starting center fielder for the baseball team ... Two time captain for football and also captained the basketball and track teams ... Rushed for 1531 yards, passed for 907 and combined for 29 touchdowns..Eleven of his rushing touchdowns went for 60 yards or more ... First team all-state as a defensive back and second team

all-State as a quarterback Selected Augusta's "Most Valuable Player" ... First team all-star by the Atlanta Journal and Constitution ... Also selected team MVP and Augusta Area Rotary Club Athlete of the Year ... Played in the annual Georgia-Florida All-Star Game.

Personal: Born 8/24/74 ... Orlando is the son of Ida and Willie Roger Strozier ... A cousin, Walter Dunson, played football at Middle Tennessee State.



Orlando Strozier is back, to play corner and return punts with the best in the ACC.



72

James Stump

Offensive Lineman
Finksburg, Md.
Jr.* 5-11 285
Major: Marine Biology
High School: Westminster

At Maryland: Will compete for a spot on the depth chart and add depth to the offensive line ... A physical player who has gained a great deal of repetitions at center ... Almost fully recovered from a knee injury which he suffered during the off-season ... Earned a 4.0 grade point average in marine biology during the fall semester of 1993.

1994: Did not play.

1993: A redshirt year.

At Westminster: A two-year football letterwinner and team captain his senior year ... Led Westminster to the co-championship of the Central Maryland Conference in 1991 ... An outstanding wrestler, he gained regional and conference championships his senior season ... Finished with an 18-3 wrestling record his senior season ... In addition to serving as the captain of the football team, he captained the wrestling and baseball teams during his high school career.

Personal: Born 1/11/74 ... James is the son of Charlene and Charles Stump.



55

Anthony Surman

Defensive Lineman
Fr.* 6-0 280
Pittsburgh, Pa.
Major: Finance
High School: Baldwin

At Maryland: Will compete for playing time on the defensive line.

1994: A redshirt season.

At Baldwin: An all-conference performer on both the offensive and defensive lines during both his junior and senior years ... Played in the "Big 33" All-Star game for the Pennsylvania all-stars ... A selection to the All-Allegheny County team ... Honorable mention All-East by Max Emfinger's Recruiting Almanac ... Played both offense and defense throughout his career ... Averaged nearly nine tackles a game as a senior from the nose tackle position ... A four-year starter for Baldwin, widely recognized as one of the top programs in the state of Pennsylvania ... Very strong as he benches over 400 pounds and squats over 600 pounds ... Also a four-year starter on the baseball team ... Earned the "Good Citizenship Medal" from the Sons of the American Revolution ... Awarded the Academic Achievement Award by the South Hills Area School District.

Personal: Born 5/20/76 ... Anthony is the son of Denise and Anthony Surman.



76

John Teter

Offensive Lineman
Sr* 6-5 290
College Park, Md.
Major: Aerospace Engineering
High School: DeMatha

At Maryland: Slated to be a starter on the offensive line for the third consecutive season ... At right offensive guard this season after gaining the starting assignment at right offensive tackle each of the last two years ... Was limited last season by a broken left leg suffered during spring 1994 drills.

1994: Earned the starter's role at right offensive tackle but was limited in the early part of the season because of a broken left leg ... Played every position along the offensive line except for center ... Played for the first time at **West Virginia** as the back-up to Mark Motley at right offensive tackle ... Also played against **Wake Forest** and **Clemson**, but did not record any statistics ... Was moved in along the line versus **North Carolina** and recorded three cut blocks ... Returned to tackle versus **Georgia Tech** and **Tulane** as he began to return to full strength ... Recorded one cut block and one knockdown block versus the Yellow Jackets and two cut blocks and one knockdown block as the Terps won twice ... Was at his strongest versus **N.C. State** with 2 knockdown blocks, 1 cut block and one pancake block ... Was at full strength as a back-up guard versus **Virginia** was a starter versus



Syracuse ... The starter at left guard replacing the injured Jade Dubis.

1993: The starting right tackle in all 11 games ... Was among the team leaders with 34 cut blocks and two touchdown blocks ... Played every offensive down of the season until the fifth game ... Played his best game of the year versus **Virginia Tech** with four cut blocks, one pancake block and one knockdown block ... Played very well against **N.C. State** with three knockdown blocks and one touchdown block ... Also impressive against **Duke** with three pancake blocks and one touchdown blocks ... Six cut blocks came in the season opener versus **Virginia** and five cut blocks and one pancake block came against **West Virginia**.

1992: Played in all 11 games and started one as a redshirt freshman ... Played extensively for the first time in his career versus **West Virginia** as he subbed for David Dunne who suffered a sprained ankle during the game ... Returned the next week as a starter versus **Penn State** and led the team with three cut blocks ... A strong outing in his second career game with his

first cut block versus **North Carolina** ... Best outing of the season came as Maryland won at **Duke**, 27-25, on a last minute 89-yard touchdown drive ... Led the Terps with five cut blocks versus the Blue Devils.

1991: A redshirt season.

At DeMatha: Played in the annual "Big 33" High School All-Star game following his senior season, a game which features the best senior players from the states of Maryland and Pennsylvania ... A second team All-Metropolitan selection by the Washington Post ... A first team all-county selection by the Prince George's Journal and the Prince George's Sentinel ... A three-year starting left tackle letterman and a two-year track letterman ... Was ranked third academically in his graduating class ... A National Ment semifinalist and a member of the Honor Roll.

Personal: Born 2/5/73 ... John is the son of Beverly and William Teter ... A twin brother, Carl, will be a redshirt senior for the Stanford football team this fall ... An older brother, Ed, was a member of the varsity swim team at Maryland.



John Teter, prospective aerospace engineer, veteran starting tackle.

Teter's Statistics

Offensive Statistics

1994	Touchdown	Cut	Pancake	Knockdown
Duke	Injured			
Florida State	Injured			
West Virginia	0	0	0	0
Wake Forest	0	0	0	0
Clemson	0	0	0	0
North Carolina	0	3	0	0
Georgia Tech	0	1	0	1
Tulane	0	2	0	1
N.C. State	0	1	1	2
Virginia	0	3	0	0
Syracuse	0	6	1	0
94 Totals	0	16	2	4

1993	Touchdown	Cut	Pancake	Knockdown
Virginia	0	6	0	0
North Carolina	0	3	0	0
West Virginia	0	5	1	0
Virginia Tech	0	4	1	2
Penn State	0	2	1	1
Georgia Tech	0	5	0	1
Duke	1	4	3	0
Clemson	0	3	0	1
Florida State	1	2	1	3
N.C. State	1	5	0	3
Wake Forest	1	0	0	1
93 Totals	4	39	7	12

1992	Touchdown	Cut	Pancake	Knockdown
Virginia	Did not play			
N.C. State	Did not play			
West Virginia	0	2	0	0
Penn State	0	3	0	0
Pittsburgh	Did not play			
Georgia Tech	Did not play			
Wake Forest	Did not play			
Duke	0	5	0	0
North Carolina	0	1	0	0
Florida State	Did not play			
Clemson	0	2	0	0
92 Totals	0	13	0	0

Career	Touchdown	Cut	Pancake	Knockdown
1992	0	13	0	0
1993	4	39	7	12
1994	0	16	2	4
Totals	4	68	9	16



40 Brian Underwood

Super Back
So* 6-1 177
Bronx, N.Y.
Major: Journalism
High School: Herbert Lehman

At Maryland: Will be a featured runner in Maryland's one back offense ... A fleet-footed back who has great balance and is extremely hard to tackle ... Has the tremendous ability to make opposing tacklers miss him as he speeds downfield ... His elusiveness and ability to find open holes in the offensive line make him a tough player to catch ... The second leading Terp rusher last season, he also caught 13 passes and scored three touchdowns ... Enjoyed a great off season and added weight which will make him a tougher runner ... Has great hands.

1994: Played in all 11 games and was Maryland's second leading rusher with 180 yards on 41 carries, a 4.4 yards per carry average ... The Terps' third leading kickoff returner with 12 returns for 210 yards, a 17.5 yards per return average ... Enjoyed his

best career offensive day with 163 yards of total offense versus **North Carolina** ... Rushed for 52, caught four passes for 23, returned five kickoffs for 88 yards and scored one rushing touchdown versus the Tar Heels ... Selected the Terps' Offensive Player of the Week for UNC performance ... Best rushing day came in victory over Georgia Tech with 11 carries for 57 yards ... Ran well versus **Florida State** with 19 yards on four carries, a 4.8 yards per carry average and was the Terps' leading ground gainer ... Also returned two kickoffs versus the Seminoles, 21 and 18 yards ... Three carries for 20 yards versus **Wake Forest** ... Gained the first start of his career in place of Allen Williams in season opener versus **Duke** ... Part of the Terps highlight reel versus **Tulane** with a darting 23-yard touchdown reception and run to open the second half.

1993: A redshirt season.

At Lehman: Named a Superprep Magazine and Schott's Coaches Association All-American following



Brian Underwood will find playing time; he does too much to sit.

Underwood's Statistics

Rushing Statistics

1994	Rushes	Yards	TD	Long
Duke	4	5	0	5
Florida State	4	19	0	18
West Virginia	3	5	0	3
Wake Forest	3	20	0	10
Clemson	2	11	0	11
North Carolina	9	52	1	34
Georgia Tech	11	57	0	11
Tulane	3	9	0	6
N.C. State	1	0	0	0
Virginia	0	0	0	0
Syracuse	1	2	0	2
Totals	41	180	1	34

Receiving Statistics

1994	Receptions	Yards	TD	Long
Duke	1	(-1)	0	(-1)
Florida State	2	18	1	11
West Virginia	0	0	0	0
Wake Forest	0	0	0	0
Clemson	1	3	0	3
North Carolina	4	23	0	10
Georgia Tech	1	15	0	15
Tulane	1	23	1	23
N.C. State	2	28	0	35
Virginia	0	0	0	0
Syracuse	1	(-1)	0	(-1)
Totals	13	108	2	35

Kickoff Return Statistics

1994	Returns	Yards	TD	Long
Duke	1	26	0	26
Florida State	2	39	0	21
West Virginia	0	0	0	0
Wake Forest	0	0	0	0
Clemson	1	25	0	25
North Carolina	5	88	0	33
Georgia Tech	1	20	0	20
Tulane	0	0	0	0
N.C. State	1	8	0	8
Virginia	1	4	0	4
Syracuse	0	0	0	0
Totals	12	210	0	33

an outstanding senior season ... Named the Gatorade Player of the Year in the state of New York ... Was a high school Heisman All-Star ... A first team All-New York County selection by the New York Times, New York Daily News, New York Post and Long Island Newsday ... Named the team's Most Valuable Player and Most Outstanding Offensive Player as a senior ... Excelled on both sides of the ball during his high school career as a running back and as a free-safety

... As a senior, he gained 1150 yards on 150 carries and scored 17 touchdowns as a running back ... Totaled 38 solo tackles and 10 assisted tackles while intercepting four passes from his free safety spot ... Team captain his senior season ... Also starred in basketball and track.

Personal: Born 2/16/75 ... Brian is the son of Susie and Jimmy Underwood.



56

Al Wallace

Defensive End
Jr.* 6-4 245
Del Ray Beach, Fla.
Major: Health Education
High School: Spanish River

At Maryland: A potential to retain starting role this season ... Has great physical tools ... Has added weight with a tremendous work ethic in the weight room ... Will continue to be a regular on special teams ... Bright future at Maryland and is one of the team's most improved defenders ... Has earned Academic All-ACC honors.

1994: Led the Terrapins in both sacks and tackles for loss ... Among ACC leaders in sacks early in the season ... One of most improved defenders on team ... Earned first

Al Wallace had a sophomore all-star season to celebrate.

career start at Duke ... Starter against Florida State but injury in practice before West Virginia forced him to spot duty against the Mountaineers ... Rebounded with his first career sack in Morgantown and another a week later against Wake Forest, even though he did not start ... Back-up at Clemson where he again tied his personal best in tackles with six ... Returned to a starting role at North Carolina

Had third sack in only tackle against Tulane.

1993: Played in seven games ... Totaled 13 tackles including eight initial hits ... Recorded three TFLs for -12 yards ... Backed up only senior on the line, Jaime Flores ... Two hits in opener vs Virginia ... Season best of three initial hits against Virginia Tech

1992: A redshirt year

At Spanish River: A three-year football letterman and two-year varsity letter winner on the basketball squad ... Captained squad on the gridiron as a junior and senior ... As a junior, gained more than 500 yards as a running back ... As a senior, he moved to wide receiver and caught 31 passes for 571 yards and five touchdowns ... Also played outside linebacker ... First team all-county as a receiver and linebacker ... Played in the annual Florida North-South All-Star Game.

Personal: Born 3/25/74 ... Al is the son of Gina Sweeting and Andrew Wallace.

80

Kendrick Walton

Wide Receiver
So. 6-2 167
Dallas, Tex.
Major: Letters & Sciences
High School: Carter

At Maryland: A wide receiver with enormous talent, he is listed as a second team wide receiver behind Mancel Johnson ... Played as a true freshman — a testimonial to his superior skill and future all-star candidacy ... Will play a notably strong role in the offense this season ... Possesses the size and speed to be a major contributor to the Terps.

1994: One of eight true freshmen and the only true freshman wide receiver to see action during the season ... Played for the first time versus Clemson and recorded his first career catch versus North Carolina ... Added his second catch versus Tulane.

At Carter: Rated as the number eight overall receiver prospect by Max Emfinger's Recruiting Almanac ... The number 14 rated receiver in the southwest region by Blue Chip Illustrated ... Caught 48 passes for 729 yards and 10 touchdowns his senior season ... Helped lead Carter to an 11-1 record his senior season ... Recruited to play an outside receiver position ... Considered among the top receivers coming out of the state of Texas his senior year

Personal: Born 9/4/75 ... Kendrick is the son of Diedra Franklin.

Wallace's Statistics

1994	UT	AT	TT			
Duke	1	5	6	1 TL (-6)		
Fla. St.	6	0	6	1 TL (-10)		
W.Va.	1	0	1	1 TL (-5)	1 sack (-5)	
WF	4	1	5	2 TL (-3)	1 sack (-2)	
Clm	4	2	6			
UNC	3	0	3	1 TL (-5)		
GT	1	2	3			
Tul	1	0	1	1 TL (-7)	1 sack (-7)	
NC St.	0	0	0			
VA	3	1	4	1 TL (-3)		
Syr	3	1	4			
94 Total	27	14	41	8 TL (-39)	3 sacks (-14)	
93 Total	8	5	13	3TL (-12)		
Career	35	19	54	11 TL (-42)	3 sack (-14)	1 FR



71

Pat Ward

Offensive Lineman
So* 6-5 296
Herndon, Va.
Major: Criminal Justice
High School: St. John's

At Maryland: The starting left offensive guard ... Was a starting defensive tackle for the final 10 games of the season a year ago after injuries forced a quick switch from the offensive line ... Was originally ticketed to be a center when he was recruited but his immense talent at all positions along the offensive line makes him extremely valuable.

1994: Listed as a back-up on the offensive line as the season began but was moved to a defensive tackle position for Florida State, the second game of the season ... After not having played in the season opener versus Duke, his first career appearance was in a starting role



Pat Ward brings an intense demeanor to offense where he'll be equally difficult to shove around.


versus the defending national champion Seminoles ... Played extremely well and was among the team leaders in tackles with four, including one tackle for minus yardage ... Had a big impact versus West Virginia with two assisted tackles as Maryland defeated the Mountaineers ... Another strong outing versus Wake Forest with three total tackles, two of which were unassisted ... Top game of the season came versus Clemson with five total tackles, four unassisted ... Another strong outing versus

Georgia Tech with three total stops ... Was strong in the trenches in the Terps victory over Tulane, with one tackle for lost yardage ... Another tackle for lost yardage versus N.C. State, giving him four on the season ... Closed the season well with four tackles versus Virginia and a strong outing versus Syracuse ... A starter in the final ten games of the season.

1993: A redshirt season.

At St. John's: An All-American selection by USA Today Newspaper ... Earned first team All-Metropolitan and all-league honors his junior and senior seasons ... Named as the top lineman in the Metropolitan Area by the Washington Pigskin Club ... A three-year letterman standout who played both tackle on both offense and defense ... A three-year starter ... Totaled 50 tackles and seven quarterback sacks at defensive tackle his senior season ... Also a three-year letterman in basketball.

Personal: Born 4/3/74 ... Pat is the son of Linda and James Ward.



47

Mitch Watkins

Defensive Lineman
So.* 6-2 258
Salisbury, MD
Major: Criminal Justice
High School: Bennett
Fork Union Military

At Maryland: Gained valuable experience last season ... Should contend for playing time this fall as a back-up tackle.

1994: A walk-on who started at Duke and against Florida State due to ineligibilities ... Had three tackles in both outings ... Saw limited action throughout the remainder of the season as players were shuffled.

1993: A redshirt season.

At Fork Union Military: Lettered in football and track and field ... Led the team in sacks and tallied second most tackles on the squad ... Team was 8-7.

At Bennett: Four-year letterwinner and two-year starter in football ... Led team to a 7-3 record as a senior ... Three-year letterwinner in track and field, competing in the shot put ... Served as Class President for two consecutive years.

Personal: Born 11/16/74 ... Mitch is the son of Marsha and Brad Watkins.

Ward's Statistics

Defensive Statistics

1994	IH	AT	TT	TFL
Duke	Did not play			
Florida State	3	1	4	1 (-1 yd.)
West Virginia	0	2	2	
Wake Forest	2	1	3	
Clemson	4	1	5	
North Carolina	1	1	2	1 (-1 yd.)
Georgia Tech	1	2	3	
Tulane	1	0	1	1 (-1 yd.)
N.C. State	2	0	2	1 (-1 yd.)
Virginia	0	4	4	
Syracuse	0	0	0	
94 Totals	14	12	26	4 (-4 yds.)



87

Tim Watson

Defensive Lineman
So.* 6-4 264
Somers Point, NJ
Major: Family Studies
High School: Mainland Regional

At Maryland: Should be a starter at tackle after sitting out a season ... Earned the probable starter's role with strong play at spring practice.

1994: A redshirt season.

1993: Gained playing time for first time in fifth game versus Penn State and responded well . Totaled seven total tackles and one tackle for loss in his first collegiate appearance ... Led the down linemen in tackles versus Nittany Lions ... Started versus Georgia Tech the next week and again played well registering three tackles ... After missing Duke game with an injury, he returned with his top performance of the season versus Clemson ... Recorded three unassisted tackles, one assisted tackle, two tackles for loss and one pass deflection versus the Tigers ...

At Mainland Regional: Chosen All-America by USA Today, Blue Chip and SuperPrep Magazine, following a spectacular senior season ... Was

Watson's Statistics

1993	UT	AT	TT
	9	9	18
	3 TFL (-8)		

first team All-South Jersey, all-county and all-conference selection as both a junior and a senior ... Honored as team's MVP as a senior ... Played defensive line, linebacker and tight end during three years ... Tallied a team record 107 total tackles, 76 initial hits and 41 assists ... Had 70 initial hits and 13 assisted as a junior ... Caught 10 passes that year for 143 yards and a touchdown ... Earned three letters each in three sports: football, basketball and track and field ... Was the captain for each team twice ... A second team all-conference basketball player as a junior ... First team all-conference selection for track and field and qualified for the state championships as a discuss thrower his senior year.

Personal: Born 12/23/74 ... Tim is the son of Chen Watson.

White's Statistics

1994	UT	AT	TT
Duke	3	2	5
Fla.St.	2	1	3
W.Va.	0	0	0
WF	1	1	2
Clm	2	0	0
UNC	1	1	2
GT	1	0	1
Tul	0	1	1
NC St.	0	0	0
VA	0	0	0
Syr	0	0	0
94 Totals	9	5	14



Brett White is shadowing the opportunity to acquire playing time.



50

Brett White

Linebacker
So* 6-1 220
Hornell, NY
Major: Criminal Justice
High School: Hornell

At Maryland: Fast improving linebacker earning an increasing amount of playing time.

1994: Fast improving linebacker earning more playing time rapidly ... Moved into playing rotation at Duke for first time ... Had a personal best five tackles in that outing ... Played consistently as back-up in middle and on special teams ... Played in all 11 games.

1993: A redshirt year.

At Hornell: A two-year letterman in football and basketball ... Captained both teams his senior year ... Brett, with 4 7 speed, led Hornell to back-to-back 9-1 marks his junior and senior years ... As a senior, he tallied 139 tackles and seven sacks to become the school's all-time leading tackler ... A second team all-state performer and All-Rochester first team ... Section V Most Valuable Player ... All-county basketball player ... Student Council class officer.

Personal: Born 6/16/74 ... Brett is the son of Holly Hogan and Howard White.



92

Cornelius White

Defensive Lineman
So. 6-4 258
Newburgh, NY
Major: Criminal Justice
High School: Newburgh Free Academy

At Maryland: Had a surprising freshman season seeing some action as a starter ... Will compete for a starting role this fall.

1994: Steadily improved from a back-up position early in the season to a starting role midway through the year ... Had most tackles by a freshman Terp, finishing ninth on the team ... Back-up vs. Florida State ... Fast-improving, he was key part of



Cornelius White's '94 season was one constant rise to starter.

defense vs. West Virginia in victory ... Was second on the team in tackles against Syracuse with a career high 10, including a 10-yard sack ... Had a personal best five initial hits against Virginia on his way to seven total tackles.

1993: Sat out the season rehabilitating an injury.

At Newburgh Free Academy: A four-year letterman playing football and basketball ... Played on both sides of the football ... Selected to New York's All-State first team as a defensive end ... A starter for three seasons ... Voted the team MVP for '92 ... A Tri-County, DE, first team pick ... Was a first team Orange County American Conference choice as a junior and senior ... A hard-hitting end with 4.7 speed ... Had 13 sacks and recovered five fumbles as a junior ... Talled 11 sacks as a senior, causing five fumbles and recovering one for a touchdown ... A pre-season All-American pick by Street & Smith and Parade magazines.

Personal: Born 2/17/74 ... Cornelius is the son of Ometha McAllister.



15
Walt Williams
 Wide Receiver
 Jr* 5-10 185
 Homestead, Fla.
 Major: Health Education
 High School: Killian Senior

At Maryland: One of the fastest receivers on the team, he will see a great deal of playing time at the wide receiver position ... Also a star on special teams until injury forced him from the lineup after the sixth game of his redshirt sophomore season ... A big play receiver who averages 18.4 yards per reception during his career ... Has a history of making big plays.

1994: A big play receiver who saw a lot of passes come his way ... Averaged nearly 10.5 yards per catch on 11 catches during an injury shortened season ... His top career receiving day came versus Clemson with five catches for 49 yards in his first career start ... Also enjoyed a strong day versus Wake Forest with three catches for 26

yards ... Two catches for a 14.0 yards per catch effort versus West Virginia ... Also a special teams first hit versus the Mountaineers ... One catch for 12 yards in the second game of the season versus Florida State ... Had two total tackles on special teams ... Injured in practice during the week leading up the North Carolina game and underwent surgery for a fractured wrist on October 20, ending his season.

1993: Caught 13 passes for 285 yards to place among the team leaders ... His 25.9 yards per reception average was the team's best ... Erupted for one of the school's top yards per reception days versus Virginia Tech ... Caught three passes for 111 yards, and average of 37 yards per catch ... Hauled in a 67 yard pass from Scott Milanovich that went for a touchdown and was the second longest pass play of the season ... Three catches, his career best, came versus Virginia Tech and Georgia Tech ... Used his speed to catch three passes of 40 yards or more.

1992: A redshirt season.

At Killian Senior: An All-Star member of both the football and track teams ... Closed his brilliant high school track career as the number one ranked high school hurdler in the nation ... Enjoyed a phenomenal football career as a wideout ... Caught 11 passes for an incredible 26.2 yard average in an option-oriented offensive scheme ... Earned honorable mention All-Dade County honors his senior season ... Was the recipient of the Weldon McIntosh Memorial Scholarship Award in recognition of his athletic achievements and exceptional character.

Personal: Born 6/29/74 Walt is the son of Ellen and Walter Williams, Jr.



84
Jason Word
 Wide Receiver
 Jr. 5-11 170
 Kansas City, KS
 Major: Government & Politics
 High School:
 Butler Junior College

At Maryland: Suffered an injury early in spring action ... Did not return to full speed until last week of practices in April ... A very talented receiver ... Should come in fall camp and challenge for a spot on the two-deep.

At Butler: Led conference in both punt and kickoff returns ... Led Butler in receiving ... *JC Gridwire* mention All-America.

Personal: Born 10/27/74. Jason is the son of Pamela and William Word, Jr.

Cornelius White's Statistics

1994	UT	AT	TT			
Duke	1	1	2			
Fla.St.	2	1	3			
W.Va.	2	2	4	1 TL (-5)	1 FR	
WF	2	0	2			
Clm	1	2	3	1 TL (-3)		
UNC	3	2	5			1 hurry
GT	3	1	4			2 hurry
Tul	0	0	0			
NC St.	3	3	6			
VA	5	2	7			
Syr	2	8	10	1 TL (-10)	1 Sack (-10)	
Tot	25	23	35	3 TL (-18)	1 FR	3 hurry

Williams' Statistics

Career	Receptions	Yards	TD	Long
1993	13	285	3	67
1994	11	115	0	27
Totals	24	400	3	67



43
Jason Apolenis
 Defensive Back
 Fr.* 6-0 183
 Clarksburg, MD
 Major: Criminal Justice
 High School: Damascus



30
Will Clark
 Wide Receiver
 So.* 5-9 183
 Columbia, Pa.
 Major: Letters &
 Sciences
 High School: Catholic



85
Marion Clary
 Defensive End
 So. 6-3 217
 Fort Washington, MD
 Major: Physical Sciences
 High School: Nottoway



26
Brian Downey
 Defensive Back
 Fr.* 5-10 220
 Beverly, MA
 Major: Business
 Administration
 High School: Cushing
 Academy



21
Russell Edwards
 Punter
 Fr.* 5-11 202
 Alexandria, VA
 Major: Computer
 Science
 High School: Edison



70
Corey Fowler
 Defensive Line
 Fr.* 5-11 281
 Glen Burnie, MD
 Major: Criminal Justice
 High School: North
 County



35
Ryan Gick
 Defensive Back
 So.* 5-11 188
 Waldorf, MD
 Major: Physical Education
 High School:
 McDonough



74
Chad Moran
 Tight End
 Fr.* 6-1 275
 Severna Park, MD
 Major: Marketing
 High School: Severna
 Park



67
Michael Nurse
 Tight End
 Fr.* 6-2 235
 Brooklyn, NY
 Major: Sociology
 High School: Brooklyn
 Tech



17
Paul Staines
 Quarterback
 So.* 6-0 213
 Wheaton, MD
 Major: Economics
 High School: Gonzaga



59
Adam Waxman
 Linebacker
 So.* 6-0 219
 Baltimore, MD
 Major: Business
 Administration
 High School: Pikesville



10
Mike Worch
 Defensive Back
 Fr.* 5-10 191
 Rockville, MD
 Major: Criminal Justice
 High School: St. John's



41
Darin Young
 Kicker
 Fr.* 5-9 193
 Thurmont, MD
 Major: Mechanical
 Engineering
 High School: Thomas
 Johnson



Newcomers/Incoming Freshmen

Name	Position	Ht.	Wt.	Hometown/High School
BARTON, Eric	LB	6-3	235	Alexandria, VA/Thomas Edison
BOYLE, James	OL	6-5	300	Delmar, NY/Bethlehem Central
BUNTING, Dernick	DL	6-4	285	Coraopolis, PA/Cornell
COWSETTE, Delbert	DL	6-2	255	Cleveland, OH/Cleveland Central Catholic
DAVIDSON, Trey	WR	5-11	180	Pittsburgh, PA/Schenley
EATMON, Darnell	RB	5-11	190	Seabrook, MD/Laurel
EVANS, Trey	QB	6-2	190	Austin, TX/Round Rock
HOUGH, Josh	DL	6-5	250	Waynesboro, PA/Valley Forge Military College
HUGGINS, Jomo	LB	6-3	220	Uniondale, NY/Holy Trinity
JOHNSON, Dernick	LB	6-3	205	Pittsburgh, PA/Penn Hills
LYGHT, Erwyn	DB	6-1	195	Westfield, NJ/Westfield
MASTROLE, Ken	QB	6-3	210	Fort Lauderdale, FL/Cardinal Gibbons
MESSINA, Brad	OL	6-5	285	Bogota, NJ/Bogota
RICHARDSON, Julian	LB	6-3	210	Perth Amboy, NJ/Perth Amboy
SMITH, Rashad	LB	6-2	230	Fort Washington, MD/DeMatha
TIMMINS, Peter	LB	6-4	230	Staten Island, NY/Curtis
TIMOTHY, Eric	OL/DL	6-4	310	Hamden, CT/Hamden
WASHINGTON, Lynde	DB	5-9	170	Upper Marlboro, MD/DeMatha
WESTLEY, Harold	RB/WR	5-8	170	Deerfield Beach, FL/Cardinal Gibbons
WU, Jamieson	DL	6-3	285	St. Charles, IL/St. Charles

Eric Barton

Linebacker

Fr. 6-3 235

Alexandria, Va.

High School: Thomas Edison

At Thomas Edison: Could be an immediate contributor as potentially the best of an excellent group of newcomer linebackers ... The first Washington Metro area player to commit to Maryland ... Size and speed (4.65) are outstanding ... Made 143 tackles, including 96 solos as a senior ... 17 of those tackles were for losses ... Also had three sacks and two interceptions ... In his junior season he had 139 solo tackles and also played fullback ... All-Northern Virginia ... Selected #10 player in Virginia by Super Prep ... All-Mid-Atlantic area and #11 player in Virginia by Tom Lemming ... All-America in *National Recruiting Advisor* ... *Blue Chip Illustrated* All-Atlantic Coast.

Personal: Born September 29, 1977. Eric is the son of Chnstine and Thomas Barton.



James Boyle

Offensive Line

Fr. 6-5 300

Delmar, N.Y.

High School: Bethlehem Central

At Bethlehem Central: Another big, impressive offensive lineman from the Northeast ... All-New York State and all-region ... Lettered in track and field, likes to box, lettered in lacrosse as defenseman ... Scored 1,450 on SAT's and carried a 93 grade point average ... Received the National Football Foundation and College Football Hall of Fame Scholar Athlete award at Central ... Received the College Board's Scholar and Distinction Award ... Tom Lemming and *Blue Chip Illustrated* ranked him the #8 player in New York, and Lemming tabbed him the 59th top prospect in the East.

Personal: Born 4/8/77. Jim is the son of Lorraine and James Boyle

Derrick Bunting

Defensive Lineman

Fr. 6-4 285
Coraopolis, Pa.
High School: Cornell

At Cornell: Among Pennsylvania's top prospects ... All-State and all-Western Pennsylvania ... Tom Lemming first team All-America ... *National Recruiting Advisor* and *Blue Chip Illustrated* All-America ... Accolades included #5 national nose guard prospect and #3 defensive line prospect in Big East region ... Big 7 Conference Defensive Player of the Year ... Had 120 tackles as senior, including 12 sacks and 25 tackles for losses ... *National Recruiting Advisor* rates him a 5.8 prospect, a future standout nationally.

Personal: Born July 13, 1977. Derrick is the son of Belinda and Derrck Bunting ... A good student who did not take up football until his sophomore year of high school—was in the school band as a trombone player his freshman year ... Lead singer off the field in a rhythm and blues band, Night and Day.

Delbert Cowsette

Defensive Lineman

Fr. 6-2 255
Cleveland, O.
High School: Central Catholic

At Central Catholic: All-state and

all-Midwest area selection ... Quickness and speed (4.8 40) allow him to be tried at end and nose guard ... Had 52 tackles as a senior, including eight sacks ... Caused five fumbles ... Four year wrestling team letterman ... District heavyweight champion ... First student athlete from Ohio to be signed by Coach Duffner. Good student.

Personal: Born September 3, 1977. Delbert is the son of Sable Chandler.

Troy Davidson

Wide Receiver

Fr. 5-11 180
Pittsburgh, Pa.
High School: Schenley

At Schenley: Made the All-City team and the *Pittsburgh Courier's* All-Academic team ... All-Western Pennsylvania ... All-East selection by *Blue Chip Illustrated* ... Played running back and defensive back ... He rushed for 1100 yards and had 500 receiving yards ... Returned kicks for two touchdowns ... Played safety and cornerback on defense ... Excellent sprinter who finished second in the city in the 100 meters ... Anchored state 4 x 100 meter champions.

Personal: Born October 8, 1976. Troy is the son of Blanche Sewell.

Darnell Eatmon

Running Back

Fr. 5-11 190
Seabrook, Md.
High School: Laurel

At Laurel: Top running back prospect in state ... Super Prep ranked him among nation's best *National Recruiting Advisor* and Tom Lemming rated him #2 player in state ... Named all-region and all-state by the *Baltimore Sun* ... Rushed for 1,258 yards and 13 TDs last season ... Rushed for over 1,000 yards as a junior—broke the all-time career rushing record at Laurel ... Three year track and field letterman.

Personal: Born 9/16/76. Darnell is the son of Mary and Charles Eatmon. His high school is located up the street from College Park.

Trey Evans

Quarterback

Fr. 6-2 190
Austin, Tex.
High School: Round Rock

At Round Rock: Was a first team all-District and all-Metropolitan Austin selection his senior season ... Passed for 1,699 yards, 15 touchdowns and was intercepted only eight times as he led Round Rock to the 4A-5A District Championship his senior season ... In the championship game, he

completed 16 of 22 passes (72.7%), for 208 yards and two touchdowns ... Connected his first nine passes of the district championship game ... Completed 58 percent of his passes on the season ... District 4A-5A is comprised of the largest high schools in the state of Texas ... Has been described as a combination type quarterback who has great mobility and tremendous arm strength ... Became a starter halfway through his junior season and started every game for the remainder of his prep career ... Has a great arm and is very intelligent.

Personal: Born March 9, 1977. Trey is the son of Clara Franklin.

Josh Hough

Defensive Line

Fr. 6-5 250
Waynesboro, Pa.
High School: Waynesboro Area Senior Valley Forge Military Academy

At Valley Forge: A top pass rushing defensive end who recorded 20.5 sacks in 18 games at Valley Forge Military Academy ... Graduated from Valley Forge after two years and earned his Associates Degree ... Can also play on the offensive line as he did during the final three games of his career at Valley Forge ... Was a first team all-league selection in the Blue Mountain League on both the offensive and defensive line in 1991, his junior season at



Waynesboro Area ... Was a first team All-Harrisburg Area selection on the defensive line as a senior ... Was a captain of the Pennsylvania team in the annual "Big 33" All-Star game ... Was a first team all-Mid Pennsylvania selection as a senior ... Also excelled academically at Valley Forge, earning a 3.0 grade point average.

Personal: Born 7/15/75. Joshua is the son of Karen and William Hough.

Jomo Huggins

Linebacker

Fr. 6-3 220

Uniondale, N.Y.

High School: Holy Trinity

At Holy Trinity: An All-American selection by *Blue Chip Illustrated* as one of the top high school linebacker prospects in the nation ... Rated as the No. 8 linebacker prospect in the eastern region by BCI ... Was ranked as the No. 3 player in New York by Super Prep Magazine ... Was an All-East selection by Tom Lemming and the *National Recruiting Advisor* ... Was a first team All-State and All-Long Island selection both his junior and senior years ... A two-time All-Catholic league selection ... First team All-Long Island by *Newsday* and first team All-New York City by the *Daily News* ... Recorded 110 tackles, 18 for lost yardage and four quarterback sacks his senior season

Also caused three fumbles and had two interceptions ... Team captain his senior season ... Runs extraordinarily well for a player his size ... Can play either inside or outside linebacker at Maryland ... His size and athleticism helps make Maryland's recruited crop of linebackers one of the best in the nation.

Personal: Born 2/3/77. Jomo is the son of Veronica and Desmond Huggins ... Is an Eagle Scout, the highest award presented by the nation's largest scouting organization.

Anthony Jenkins

Defensive End

Jr. 6-2 250

Winston-Salem, N.C.

Junior College: Butler Community College

At Maryland: A newcomer who brings experience with him to season a youthful group of defenders. Will compete for playing time immediately.

At Butler: A junior college All-American by *Blue Chip Illustrated*...Recorded 42 initial hits and 27 assisted tackles for 69 total tackles despite missing three games because of injury last season...Also had seven tackles for lost yardage, two pass deflections and two fumble recoveries...He returned one of those fumbles for a touchdown of 40 yards...Was a two year starter and team captain his second year...Was a first team All-Jayhawk Conference selection as a freshman...Is likely to have an immediate impact upon his arrival at Maryland...Has great speed and plays the run and the pass equally well...Also very strong and can bench press 400 pounds...Played at the same junior college as former Terp Ricky Johnson.

Personal: Born 4/27/74. Anthony is the son of Mary Criswell.

Derrick Johnson

Linebacker

Fr. 6-3 205

Pittsburgh, Pa.

High School: Penn Hills

At Penn Hills: Speed is Johnson's forte' ... He had over 100 tackles in each of his last two years with his 4.5 quickness ... A linebacker/fullback with the size to fulfill the roles well in high school ... Bench presses 320 pounds ... All-Western Pennsylvania and a 10.6 100 meter runner in track and field.

Personal: Born 4/1/78, Derrick is the son of Minarva and Arnold Johnson.

Erwyn Lyght

Defensive Back

Fr. 6-1 195

Westfield, N.J.

High School: Westfield

At Westfield: Combined football and track and field talents into an outstanding career ... Rushed for an 6.0 average on 100 carries as a running back, made 96 tackles on defense and had two interceptions and three pass deflections ... He is an 11.2 100 meter runner and has 4.6 speed in the 40 yard dash ... A two-time all-county selection, All-East in *National Recruiting Advisor* ... *Blue Chip Illustrated* All-East ... Tom Lemming All-East ... Lemming's #19 player in New Jersey, All-state in track and field.

Personal: Born 3/30/77, Erwyn is the son of Eleanor and Ernest Lyght. His cousin, Todd Lyght, was an All-America at Notre Dame.

Ken Mastrole

Quarterback

Fr. 6-3 210

Ft. Lauderdale, Fla.

High School: Cardinal Gibbons

At Cardinal Gibbons: Passed for 2,056 yards and 16 TDs over his last two years ... Gibbons advanced to the state championship semi-finals under Mastrole ... One of his receivers was Harold Westley, a jet fast, in-coming recruit ... Earned all-county mention, all-league and all-state mention ... runs 40 in 4.8 ... Ranked by Max Emfinger as #10 QB in country ... Rated #7 QB prospect in southeast ... *Blue Chip Illustrated* All-South ... *National Recruiting Advisor* Super Sleeper in Florida.

Personal: Born February 25, 1977. Ken is the son of Gail and Richard Mastrole.

Brad Messina

Offensive Line

Fr. 6-5 285

Bogota, N.J.

High School: Bogota

At Bogota: Another large, intimidating offensive line recruit from the Northeast ... All-State in

New Jersey as he played both ways, making 75 tackles on defense ... A solid field event man in track and field, he threw the shot put and discus ... Boasts 5.1 speed in the 40 ... Ranked by Tom Lemming #17 player in the state ... Super Prep All-East and #16 player in New Jersey ... Made All-East the ratings of Tom Lemming, *Blue Chip Illustrated* and *National Recruiting Advisor*.

Personal: Born February 11, 1977. Brad is the son of Barbara and Ronald Messina.

Julian Richardson

Linebacker

Fr. 6-3 210

Perth Amboy, N.J.

High School: Perth Amboy

At Perth Amboy: Able to play multiple positions, Richardson's talents are likely to be used at linebacker ... Played offensive tackle in high school and was rated the #8 defensive line player in the state by *Blue Chip Illustrated* ... Played defensive end ... Recorded 80 tackles, three sacks and four pass deflections as a senior ... All-state mention ... Two-time all-county ... *Blue Chip Illustrated* All-America ... Tom Lemming All-East and #9 player in New Jersey ... *National Recruiting Advisor* All-East.

Personal: Born 2/19/77, Julian is the son of Lajano Richardson and James McLean.

Rashad Smith

Linebacker

Fr. 6-2 230

Ft. Washington, Md.

High School: DeMatha

At DeMatha: Part of the outstanding Stag program which is annually among the metropolitan area's best ... Had 89 solo tackles as a senior, including 18 for losses ... Has 4.7 speed ... Also recorded six interceptions ... Became a major prospect as a senior after missing junior season with asthma ... Collected All-Met honorable mention, ranked by Tom Lemming and *Blue Chip Illustrated* to their

All-Atlantic Coast Area teams ...
Ranked #5 player in Maryland by
Lemming

Personal: Born 12/20/77, Rashad is the son of Shirley and Michael Smith. He joins senior John Teter and prospect Lynde Washington as DeMatha products presently on Maryland's varsity. The leader of Maryland's nationally ranked basketball program is Duane Simpkins, yet another Stag.

Peter Timmins

Linebacker
Fr. 6-4 230
Staten Island, N.Y.
High School: Curtis


At Curtis: In a very good recruiting class a candidate for top recruit ... Follows Soph OG Pete Sorrentino from Curtis as a national caliber recruiting catch ... All-New York State ... All-New York City ... first team all-city by N.Y. *Daily News* ... Super Prep All-America ... Super Prep #5 player in New York State ... Tom Lemming #10 player in New York State ... Tom Lemming and *National Recruiting Advisor* All-East ... 4.7 speed ... Had 92 tackles, including seven sacks and 12 tackles for losses as a senior ... Very good student.

Personal: Born September 20, 1977. Peter is the son of Gail and Jimmy Timmons.

Eric Timothy

Offensive Lineman
Fr. 6-4 310
Hamden, Conn.
High School: Hamden

At Hamden: Another very large person from the Northeast ... Terp prospect contains a half-dozen huge linemen from New York State and New England ... A standout on both offense and defense ... All-State on offense ... 5.1 40 speed ... Graded out at 90.1 percent; 70 percent of offense ran off of his blocks ... Had 65 tackles, five sacks and seven knockdowns on defense ... Tom Lemming and *National Recruiting Advisor* gave him All-East mention ... Super Prep tabbed



him the #10 player in New England and #6 in Connecticut ... Very good student.

Personal: Born November 6, 1977. Eric is the son of Ruth Timothy. Plans to major in art education and includes sculpting and sketching as his hobbies.

Lynde Washington

Defensive Back
Fr. 5-9 170
Upper Marlboro, Md.
High School: DeMatha

At De Matha: Player of the year in Prince George's County—powerhouse DeMatha is down the street from College Park ... Washington Post first team all-Met running back ... All-State ... *USA Today* mention All-America ... Tom Lemming, *National Recruiting Advisor* and *Blue Chip Illustrated*

all named him to their All-ACC area team ... Rushed for 1,537 yards and 23 TDS, averaging 7.0 yards per carry ... 4.5 40 speed ... Played strong safety on defense and will be stationed at corner by the Terps.

Personal: Born July 7, 1977. Lynde is the son of Carolyn and Joseph Washington. DeMatha boasts Rashad Smith and Lynde in this recruiting class; OT John Teter is another Stag.

Harold Westley

Wide Receiver/Running Back
Fr. 5-8 170
Deerfield Beach, Fla.
High School: Cardinal Gibbons

At Cardinal Gibbons: Quick enough to attract every football power in the Hemisphere, Westley joins Gibbons QB Ken Mastrole as a Terp ... 10.38 100 meter runner,

4.35 in the 40 ... Rushed for 1,158 yards as a junior ... Suffered ACL injury to start senior year and did not play ... Came back to long jump 23-feet in track this spring and to again be one of Florida's two fastest football players ... In a strong recruiting class Westley's potential equals anyone's.

Personal: Born January 2, 1977. Harold is the son of Helen and Harold Westley.

Jamieson Wu

Linebacker
Fr. 6-3 285
St. Charles, Ill.
High School: St. Charles

At St. Charles: A Scholastic Coach and Street and Smith's All-America Choice ... Named to *Blue Chip Illustrated's* and *National Recruiting Advisor's* all-Midwest All-Star group ... A top-100 national selection by the *Dallas Morning News* ... The All-State nose guard racked up 81 tackles, 15 assists, three sacks, 19 tackles for loss and had 21 hurries of the quarterback his senior year ... Was the winner of the conference Most Valuable Player Award as the best defensive player ... Bench presses 400 pounds ... He runs a 5.0 40-yard dash and could compete Derrick Bunting for playing time as true freshman ... Wu, along with fellow freshman Harold Westley plan to join the Terrapin track team ... He threw the discus 180 feet and the shot 56 feet both school records ... Was the track team MVP as he earned All-Conference, All-State and All-America honors ... Was the captain of the football team and was voted the teams' MVP ... A standout student, Wu earned a 4.0 GPA throughout his high school career ... Is Duffner's first recruit from Illinois ... The three-year wrestler chose Maryland for the excellence of its Architecture School.

Personal: Born 9/18/77. Jamie is the son of Donna and Robert Wu.

TULANE

**Louisiana Superdome
September 2**

Location: New Orleans, LA
 Nickname: Green Wave
 Stadium Name (Capacity): Superdome (69,065)
 Enrollment: 11,203
 Colors: Olive Green, Sky Blue
 President: Dr. Eamon Kelly
 Athletic Director: Dr. Kevin White
 First Year of Football: 1893
 1994 Overall Record: 1-10
 Conference (Finish): Independent
 Sports Information Director: Lenny Vangilder
 Office: (504) 865-5506 Home: (504) 734-1002
 SID Address: Wilson Center, Ben Weiner Drive, New Orleans, LA 70118
 Fax Phone: (504) 865-5512
 Head Coach (Alma Mater): Buddy Teevens (Dartmouth '79)
 Record At School (Years): 6-28/ Three years
 Overall Record (Years): 45-59-2/ 10 years
 Best Time to contact Coach: Weekdays 12:00 noon - 1:00 p.m. CT
 Assistant Coaches (Alma Mater/Position): Brud Bicknell (Ohio Wesleyan '81/Associate Head Coach/Quarterbacks Backs), Vic Eumont (Tulane '69/Defensive Coordinator and Defensive Line), John Baxter (Loras '85/Tight Ends and Special Teams), Dick Hopkins (Florida State '74/Defensive Backs), Frank Monica (Nicholls State '71/Offensive Coordinator and Wide Receivers), Burton Burns (Nebraska '76/Running Backs), Larry Zierlein (Fort Hays State '71/Offensive Line).
 Lettermen Returning/Lost: 48/17
 Starters Returning/Lost: 18/6
 Offensive Formation: Multiple
 Defensive Formation: 4-3



Buddy Teevens



Jerald Sowell

Series Record: 3-2-0
 First Game: 1933 (T 20-0)
 Last Maryland Win: 1994 (38-10)
 First Opponent Win: 1933 (20-0)
 Last Opponent Win: 1981 (14-7)
 Last Opponent Win at Byrd Stadium: None
 Last Maryland Win at Opponent Stadium: None
 Last Maryland Shutout: None
 Last Opponent Shutout: 1933 (20-0)



1995 Schedule		1994 Results	
September 2	MARYLAND	10	SOUTHERN MISSISSIPPI 25
9	WAKE FOREST	15	Rice 13
16	at Rice	0	North Carolina 49
30	at Southern.	10	Alabama 20
Mississippi		0	Memphis 13
October 7	at Mississippi	28	TEXAS CHRISTIAN 30
14	MEMPHIS	22	Mississippi State 66
21	at Texas Christian	10	Maryland 38
28	SOUTHWESTERN	15	NAVY 17
LOUISIANA		0	MISSISSIPPI 38
November 4	at Louisville	25	LOUISIANA STATE 49
11	RUTGERS		

Top Statistical Returning Leaders

Rushing	Att	Yds	Avg.	TD		
1. Jerald Sowell	156	609	3.9	3		
2. Adam Moorhead	24	210	8.8	1		
3. Tracey Watts	36	93	2.6	0		
Passing	Att.	Comp.	Yds	Pct.	TD	Int.
1. Tracey Watts	204	91	916	.446	4	12
2. Jonathan Ounn	68	33	379	.485	2	7
Receiving	Rec	Yds	Avg.	TD		
1. Derrick Franklin	45	450	10.0	2		
2. Jerald Sowell	31	273	8.8	2		
3. Jeff Liggon	19	237	12.5	1		
Tackles	Tot	TFL				
1. Keith Cook	72	13-45				
2. Brian Williams	69	5-29				
3. Daryl Jackson	64	1.5-3				
4. Monte Burke	62	4-22				

NORTH CAROLINA

**Byrd Stadium
September 9**

Location: Chapel Hill, NC
 Nickname: Tar Heels
 Stadium Name (Capacity): Kenan Stadium (52,000)
 Enrollment: 24,299
 Colors: Carolina Blue and White
 Chancellor: Paul Hardin
 Athletic Director: John Swofford
 First Year of Football: 1888
 1994 Overall Record: 8-4
 Conference (Finish): 5-3/tie 3rd ACC
 Sports Information Director: Rick Brewer
 Office: (910) 962-2123 Home: (910) 929-2721
 SID Address: PO Box 2126, Chapel Hill, NC 27514
 Fax Phone: (919) 962-0612
 Head Coach (Alma Mater): Mack Brown (Florida State '74)
 Record At School (Years): 42-38-1/ Seven years
 Overall Record (Years): 59-66-1/11 years
 Best Time to contact Coach: 11:00- Noon, Monday-Thursday
 Assistant Coaches (Alma Mater/Position): Tim Brewster (Illinois '83/Tight Ends and Special Teams), Ken Browning (Guilford '68/Defensive Tackles), Cleve Bryant (Ohio University '69/Quarterbacks), Jim Cavanaugh (William & Mary '70/Wide Receivers), Bruce Johnson (Wofford '70/Defensive Backs), Darrell Moody (NC State '70/Offensive Coordinator and Running Backs), Donnie Thompson (Connecticut '76/Defensive Ends), Carl Torbush (Carson-Newman '74/Defensive Coordinator and Linebackers), Eddie Williamson (Davidson '74/Offensive Line).
 Lettermen Returning/Lost: 40/22
 Starters Returning/Lost: 10/12
 Offensive Formation: Multiple-I
 Defensive Formation: 4-3



Mack Brown



Marcus Jones

Series Record: 25-31-1
 First Game: 1899 (UNC 6-0)
 Last Maryland Win: 1989 (38-0)
 First Opponent Win: 1899 (UNC 6-0)
 Last Opponent Win: 1994 (41-17)
 Last Opponent Win at Byrd Stadium: 1992 (31-24)
 Last Maryland Win at Opponent Stadium: 1988 (41-38)
 Last Maryland Shutout: 1989 (38-0)
 Last Opponent Shutout: 1991 (24-0)



1995 Schedule		1994 Results	
September 2	SYRACUSE	27	TEXAS CHRISTIAN 17
9	at Maryland	49	TULANE 0
21	at Louisville	18	Florida State 31
30	OHIO UNIVERSITY	28	Southern Methodist 24
October 7	VIRGINIA	31	GEORGIA TECH 24
14	at Georgia Tech	41	MARYLAND 17
21	WAKE FOREST	10	Virginia 34
November 4	at Clemson	31	N.C. STATE 17
11	FLORIDA STATE	17	CLEMSON 28
18	DUKE	50	Wake Forest 0
24	at N.C. State	41	Duke 40
		31	Texas 35

Top Statistical Returning Leaders

Rushing	Att	Yds	Avg.	TD		
1. Leon Johnson	151	805	5.3	7		
2. Chris Watson	11	65	5.9	0		
3. Mike Geter	11	56	5.1	0		
Passing	Att.	Comp.	Yds	Pct.	TD	Int.
1. Mike Thomas	83	39	715	.470	8	3
Receiving	Rec	Yds	Avg.	TD		
1. Octavus Barnes	32	609	19.0	3		
2. Marcus Wall	29	569	19.6	9		
3. Leon Johnson	29	266	9.2	2		
Tackles	Tot	TFL				
1. Fuzzy Lee	63	4-6				
2. Marcus Jones	62	12.5-56				
3. James Hamilton	59	3-13				
4. Sean Boyd	57	0-0				

WEST VIRGINIA

Byrd Stadium September 16

Location: Morgantown, WV
Nickname: Mountaineers
Stadium Name (Capacity): Mountaineer Field (63,500)
Enrollment: 23,000
Colors: Old Gold and Blue
President: David Hardesty
Athletic Director: Ed Pastillog
First Year of Football: 1891
1994 Overall Record: 7-6
Conference (Finish): 4-3, Third/Big East
Sports Information Director: Shelly Poe
Office: 304-293-2821 **Home:** 304-599-7259
SID Address: PO Box 0877, Morgantown, WV 26507
Fax Phone: 304-293-4105
Head Coach (Alma Mater): Don Nehlen (Bowling Green '58)
Record At School (Years): 110-62-4, 15 years
Overall Record (Years): 163-97-8, 24 years
Best Time to contact Coach: Tuesday, 1:00 pm
Assistant Coaches (Alma Mater/Position): Steve Dunlap (West Virginia '76/Inside Linebackers), Bill Kirelawich (Salem '70/ Defensive Line), Doc Holliday (West Virginia '79/ Wide Receivers), Desmond Robinson (Pittsburgh '78/Running Backs), Dan Simrell (Toledo '66/Quarterbacks), Larry Holton (Iowa State '70/ Running Backs), Dave McMichael (Bowling Green '74/ Offensive Line), Donnie Young (West Virginia '65/Defensive Ends and Outside Linebackers), Bill Legg (West Virginia '85/Offensive Line), Jerry Holmes (West Virginia '80/Defensive Secondary).
Lettermen Returning/Lost: 41/17
Starters Returning/Lost: 16/8
Offensive Formation: Multiple 1
Defensive Formation: 4-3 Multiple Sets



Don Nehlen



Aaron Beasley

Series Record: 15-15-2
First Game: 1919 (WV 27-0)
Last Maryland Win: 1994 (24-13)
First Opponent Win: 1919 (27-0)
Last Opponent Win: 1993 (42-37)
Last Opponent Win at Byrd Stadium: 1993 (42-37)
Last Maryland Win at Opponent Stadium: 1994 (24-13)
Last Maryland Shutout: 1985 (28-0)
Last Opponent Shutout: 1919 (27-0)



1995 Schedule		1994 Results	
September 2	PURDUE	0	Nebraska 31
9	TEMPLE	16	BALL STATE 14
16	at Maryland	12	Rutgers 17
23	KENT	13	MARYLAND 24
30	at East Carolina	6	Virginia Tech 34
October 14	at Boston College	34	Missouri 10
21	at Syracuse	47	Pitt 41
28	VIRGINIA TECH	6	MIAMI 38
November 4	RUTGERS	52	LOUISIANA TECH 16
18	at Miami	55	Temple 17
24	PITTSBURGH	21	BOSTON COLLEGE 20
		13	SYRACUSE 0
		21	South Carolina 24

Top Statistical Returning Leaders

Rushing	Att	Yds	Avg.	TD		
1. Robert Walker	179	749	4.2	1		
2. Jimmy Gary	89	406	4.6	2		
3. Kantriy Barber	78	351	4.5	5		
Passing	Att.	Comp.	Yds	Pct.	TD	Int.
1. Chad Johnston	242	124	1863	.512	16	7
2. Eric Boykin	138	71	872	.515	4	6
Receiving	Rec	Yds	Avg.	TD		
1. Rahsaan Vanterpool	50	849	17.0	5		
2. Lovett Purnell	41	547	13.3	4		
3. Tony Minneyfield	12	176	14.7	1		
Tackles	Tot	TFL				
1. J.T. Thomas	123	5-11				
2. Charles Emanuel	107	2-8				
3. Vann Washington	90	0-0				
4. Canute Curtis	60	7-36				

DUKE

Byrd Stadium September 23

Location: Durham, NC
Nickname: Blue Devils
Stadium Name (Capacity): Wallace Wade Stadium (33,941)
Enrollment: 6,150
Colors: Royal Blue & White
President: Dr. Nan O. Keohane
Athletic Director: Tom Butters
First Year of Football: 1888
1994 Overall Record: 8-4
Conference (Finish): 5-3/ ACC Third
Sports Information Director: Mike Cragg
Office: (919) 684-2633 **Home:** (919) 544-0259
SID Address: P.O. Box 90557, Durham, NC 27708-0557
Fax Phone: (919) 684-2489
Head Coach (Alma Mater): Fred Goldsmith (Florida '67)
Record At School (Years): 8-4/One Year
Overall Record (Years): 33-42-1/Seven Years
Best Time to contact Coach: Mondays, 12:00 noon
Assistant Coaches (Alma Mater/Position): Fred Chatham (North Carolina '74/Recruiting Coordinator and Tight Ends and Kickers), Joe DeForest (Southwestern Louisiana '87/Special Teams and Outside Linebackers), Jimmy Gonzales (Texas Lutheran '81/Defensive Ends), Ken Matous (Wichita State '79/Receivers), Jeff McInerney (Slippery Rock '82/Defensive Coordinator and Inside Linebackers), John Zernhelt (Maryland '77/Offensive Coordinator and Offensive Line), Larry Beckish (Wichita State '65/Offensive Backs), Cliff Lewis (Southern Miss '81/Interior Defensive Line), Greg Williams (N.C. State '68/Defensive Backs), Doug Knotts (Duke '56/Administrative Assistant).
Lettermen Returning/Lost: 44/23
Starters Returning/Lost: 16/8
Offensive Formation: Multiple Pro Set
Defensive Formation: Combination 3-4



Fred Goldsmith



Spence Fisher

Series Record: 20-17-0
First Game: 1932 (D 34-0)
Last Maryland Win: 1993 (26-18)
First Opponent Win: 1932 (34-0)
Last Opponent Win: 1994 (49-16)
Last Opponent Win at Byrd Stadium: 1991 (17-3)
Last Maryland Win at Opponent Stadium: 1992 (27-25)
Last Maryland Shutout: 1979 (27-0)
Last Opponent Shutout: 1957 (14-0)



1995 Schedule		1994 Results	
September 2	Florida State	49	MARYLAND 16
	(in Orlando)	13	EAST CAROLINA 10
9	RUTGERS	43	ARMY 7
16	at Army	27	Georgia Tech 12
23	at Maryland	47	Navy 14
30	NAVY	19	CLEMSON 13
October 7	GEORGIA TECH	51	Wake Forest 26
14	at Virginia	20	Florida State 59
21	N.C. STATE	28	VIRGINIA 25
28	WAKE FOREST	23	N.C. State 24
November 11	at Clemson	40	NORTH CAROLINA 41
18	at North Carolina	20	Wisconsin 34

Top Statistical Returning Leaders

Rushing	Att	Yds	Avg.	TD		
1. T.C. White	21	106	5.0	1		
2. Matt DeOno	16	106	6.6	0		
Passing	Att.	Comp.	Yds	Pct.	TD	Int.
1. Spencer Fischer	346	204	2285	.590	16	8
Receiving	Rec	Yds	Avg.	TD		
1. Bill Khagat	49	562	11.5	2		
2. Corey Thomas	37	558	15.1	8		
3. Joel Nicholson	6	64	10.7	0		
Tackles	Tot	TFL				
1. Billy Granville	115	8.5-41				
2. John Zuanich	100	16-72				
3. Carlos Bagley	94	2-10				
4. Ray Farmer	82	6-12				

GEORGIA TECH

Bobby Dodd Stadium
September 28

Location: Atlanta, GA
 Nickname: Yellow Jackets
 Stadium Name (Capacity): Bobby Dodd Stadium (46,000)
 Enrollment: 13,000
 Colors: Old Gold and White
 President: Dr. G. Wayne Clough
 Athletic Director: Dr. Homer C. Rice
 First Year of Football: 1892
 1994 Overall Record: 1-10
 Conference (Finish): 0-8/ACC, Ninth
 Sports Information Director: Mike Finn
 Office: (404) 894-5445 Home: (404) 938-9910
 SID Address: 150 Bobby Dodd Way, Atlanta, GA 30332-0455
 Fax Phone: (404) 853-2674
 Head Coach (Alma Mater): George O'Leary (New Hampshire '68)
 Record At School (Years): 0-3, One year
 Overall Record (Years): 0-3, One year
 Best Time to contact Coach: Wed and Thurs, 11:00- 1:00 pm
 Assistant Coaches (Alma Mater/Position): John Anselmo (Cortland State '71/Defensive Backs), Brian Baker (Maryland '85/Def. Coordinator and Outside Linebackers), Bob Casullo (Brockport State '73/Running Backs), Stan Hixson (Iowa State '79/Receivers), Dave Huxtable (Eastern Illinois '75/Inside Linebackers), Larry New (Illinois '65/Defensive Line), Lance Thompson (The Citadel '87/Tight Ends), Pat Watson (Mississippi State '65/Offensive Coordinator), Eddie Watson (Arizona '62/Quarterbacks)
 Lettermen Returning/Lost: 36/23
 Starters Returning/Lost: 9/11
 Offensive Formation: Multiple
 Defensive Formation: Multiple



George O'Leary



Michael Cheever

Series Record: 2-5-0
 First Game: 1988 (M 13-8)
 Last Maryland Win: 1994 (42-27)
 First Opponent Win: 1989 (28-24)
 Last Opponent Win: 1993 (38-0)
 Last Opponent Win at Byrd Stadium: 1992 (28-26)
 Last Maryland Win at Opponent Stadium: None
 Last Maryland Shutout: None
 Last Opponent Shutout: 1993 (38-0)



1995 Schedule		1994 Results	
September 2	FURMAN	14	ARIZONA
7	at Arizona	45	WESTERN CAROLINA
16	at Virginia	12	DUKE
28	MARYLAND	13	N.C. State
October 7	at Duke	24	North Carolina
14	NORTH CAROLINA	7	VIRGINIA
21	at Florida State	27	at Maryland
28	CLEMSON	10	FLORIDA STATE
November 4	at Wake Forest	10	at Clemson
11	N.C. STATE	13	WAKE FOREST
23	GEORGIA	10	Georgia

Top Statistical Returning Leaders

Rushing	Att	Yds	Avg.	TD		
1. C. J. Wilhams	120	588	4.2	1		
2. T. J. Johnson	12	42	3.5	0		
3. Derrick Steagall	13	40	2.8	0		
Passing	Att.	Comp.	Yds	Pct.	TD	Int.
1. Donnie Davis	16	8	58	.500	0	1
Receiving	Rec	Yds	Avg.	TD		
1. Cedric Zachery	28	283	10.1	1		
2. Harvey Middleton	18	204	11.3	0		
3. Derrick Steagall	16	223	13.9	3		
Tackles	Tot	TFL				
1. Ron Rogers	60	0-0				
2. Mike Dee	58	1-4				
3. Nathan Perryman	52	2-2				
4. Keith Brooking	43	4-9				

WAKE FOREST

Groves Stadium
October 7

Location: Winston-Salem, NC
 Nickname: Demon Deacons
 Stadium Name (Capacity): Groves (31,500)
 Enrollment: 3,600
 Colors: Old Gold and Black
 President: Dr. Thomas K. Hearn, Jr.
 Athletic Director: Ron Wellman
 First Year of Football: 1888
 1994 Overall Record: 3-8
 Conference (Finish): 1-7/ACC Eighth
 Sports Information Director: John Justus
 Office: (910) 759-5640 Home: (910) 722-1094
 SID Address: PO Box 7426, Winston-Salem, NC 27109
 Fax Phone: (910) 759-5140
 Head Coach (Alma Mater): Jim Caldwell (Iowa '77)
 Record At School (Years): 5-17, Two years
 Overall Record (Years): 5-17, Two years
 Best Time to contact Coach: Weekdays, 12:00 to 1:00 pm
 Assistant Coaches (Alma Mater/Position): Chris Allen (Central Michigan '64/Defensive Coordinator), Teryl Austin (Pittsburgh '88/Defensive Backs), Jamie Barresi (Ottawa '80/Quarterbacks), Pat Flaherty (East Stroudsburg '78/Tight Ends), Bobby Kennedy (Northern Colorado '89/Wide Receivers), Jerry McManus (Wake Forest '78/Linebackers), Jan Ouarless (Northern Michigan '73/Offensive Coordinator and Offensive Line), Ray Rychleski (Millersville '79/Defensive Line), Hank Small (Gettysburg '69/Running Backs).
 Lettermen Returning/Lost: 37/17
 Starters Returning/Lost: 13/9
 Offensive Formation: Multiple
 Defensive Formation: Multiple



Jim Caldwell



Elton Ndoma-Ogbar

Series Record: 31-11-1
 First Game: 1917 (M 29-12)
 Last Maryland Win: 1994 (31-7)
 First Opponent Win: 1944 (39-0)
 Last Opponent Win: 1992 (30-23)
 Last Opponent Win at Byrd Stadium: 1992 (30-23)
 Last Maryland Win at Opponent Stadium: 1993 (33-32)
 Last Maryland Shutout: 1987 (14-0)
 Last Opponent Shutout: 1958 (34-0)



1995 Schedule		1994 Results	
September 2	APPALACHIAN STATE	14	at Vanderbilt
9	at Tulane	12	APPALACHIAN STATE
16	CLEMSON	14	FLORIDA STATE
23	at Navy	7	Maryland
30	at Virginia	33	ARMY
October 7	MARYLAND	6	VIRGINIA
14	at Florida State	3	N.C. State
21	at North Carolina	26	DUKE
28	at Duke	8	Clemson
November 4	GEORGIA TECH	0	NORTH CAROLINA
18	N.C. STATE	20	Georgia Tech

Top Statistical Returning Leaders

Rushing	Att	Yds	Avg.	TD		
1. Herman Lewis	39	144	3.7	1		
2. Brian Kulick	23	48	2.1	1		
3. Rusty LaRue	55	30	0.5	1		
Passing	Att.	Comp.	Yds	Pct.	TD	Int.
1. Rusty LaRue	230	132	1303	.574	5	9
2. Brian Kulick	98	39	393	.398	2	8
Receiving	Rec	Yds	Avg.	TD		
1. Dan Ballou	27	307	11.4	1		
2. Thabiti Davis	16	164	10.3	2		
3. Darrell Braswell	14	133	9.5	0		
Tackles	Tot	TFL				
1. Tucker Grace	87	9-30				
2. Rick Gardner	69	3-7				
3. Terrence Suber	60	0-0				
4. Alexis Sockwell	57	3-23				


CLEMSON

Byrd Stadium
October 21

Location: Clemson, SC
Nickname: Tigers
Stadium Name (Capacity): Clemson Memorial (81,473)
Enrollment: 16,614
Colors: Burnt Orange and Northwest Purple
President: Dr. Constantine Curris
Athletic Director: Bobby Robinson
First Year of Football: 1896
1994 Overall Record: 5-6
Conference (Finish): 4-4/ACC
Sports Information Director: Tim Bourret
Office: (803) 656-2114 **Home:** (803) 654-6240
SID Address: PO Box 632, Clemson, SC 29631
Fax Phone: (803) 656-0299
Head Coach (Alma Mater): Tommy West (Tennessee '76)
Record At School (Years): 6-6/One Year+
Overall Record (Years): 10-14/Two Years
Best Time to contact Coach: 10:00 am - 12:00 noon
Assistant Coaches (Alma Mater/Position): Miles Aldridge (Gardner-Webb '71/Defensive Coordinator and Defensive Backs), Les Herrin (Western Carolina '71/Assistant Head Coach and Defensive Line), Reggie Herring (Florida State '81/Inside Linebackers), Ellis Johnson (The Citadel '75/Outside Linebackers), Clyde Christensen (North Carolina '79/Co-Offensive Coordinator and Quarterbacks), Rick Stockstill (Florida State '82/Co-Offensive Coordinator and Wide Receivers), Rich Bisaccia (Yankton College '83/Running Backs), Charlie Harbison (Gardner-Webb '82/Tight Ends), John Latina (Virginia Tech '79/Offensive Line).
Lettermen Returning/Lost: 51/17
Starters Returning/Lost: 17/5
Offensive Formation: Multiple I
Defensive Formation: Multiple 50



Tommy West



Brian Dawkins

Series Record: 20-21-2
First Game: 1952 (M 38-0)
Last Maryland Win: 1992 (53-23)
First Opponent Win: 1957 (26-7)
Last Opponent Win: 1994 (13-0)
Last Opponent Win at Byrd Stadium: 1988 (49-25)
Last Maryland Win at Opponent Stadium: 1985 (34-31)
Last Maryland Shutout: 1979 (19-0)
Last Opponent Shutout: 1994 (13-0)



1995 Schedule		1994 Results	
September 2	WESTERN CAROLINA	27	FURMAN 6
9	FLORIDA STATE	12	N.C. STATE 29
16	at Wake Forest	6	Virginia 9
23	VIRGINIA	13	MARYLAND 0
30	at N.C. State	14	Georgia 40
October 7	GEORGIA	13	Duke 19
21	at Maryland	0	Florida State 17
28	at Georgia Tech	24	WAKE FOREST 8
November 4	NORTH CAROLINA	28	North Carolina 17
11	DUKE	20	GEORGIA TECH 10
18	at South Carolina	7	SOUTH CAROLINA 33

Top Statistical Returning Leaders

Rushing	Att	Yds	Avg.	TD		
1. Lamont Pegues	92	390	4.2	2		
2. Raymond Priester	87	343	3.9	3		
3. Louis Solomon	67	320	4.8	1		
Passing	Att.	Comp.	Yds	Pct.	TD	Int.
1. Nealon Greene	94	51	524	.543	1	1
2. Patrick Sapp	88	39	444	.443	2	3
Receiving	Rec	Yds	Avg.	TD		
1. Antwuan Wyatt	30	282	9.4	1		
2. Kenya Crooks	21	208	9.9	2		
3. Marcus Hinton	18	280	15.6	0		
Tackles	Tot	TFL				
1. Brian Dawkins	71	2-8				
2. Marvin Cross	64	7-21				
3. Lamarick Simpson	44	2-4				
4. Andre Humphrey	46	1-2				

LOUISVILLE

Cardinal Stadium
October 28

Location: Louisville, KY
Nickname: Cardinals
Stadium Name (Capacity): Cardinal (35,500)
Enrollment: 22,000
Colors: Red, Black & White
President: Dr. Donald C. Swain
Athletic Director: Bill Olsen
First Year of Football: 1912
1994 Overall Record: 6-5
Conference (Finish): Independent
Sports Information Director: Kenny Klein
Office: (502) 852-6581 **Home:** (502) 636-3555
SID Address: Floyd & Brandeis Sts, Louisville, KY 40292
Fax Phone: (502) 852-7401
Head Coach (Alma Mater): Ron Cooper (Jacksonville State '82)
Record At School (Years): 0-0, First Year
Overall Record (Years): 9-13, Two years
Best Time to contact Coach: Weekday mornings
Assistant Coaches (Alma Mater/Position): Brett Ingalls (Idaho '84/Offensive Coordinator and Offensive Line), Everett Withers (Appalachian State '86/Defensive Coordinator and Defensive Backs), Don Kirkpatrick (Lenoir Rhyne '82/Quarterbacks), Greg Nord (Kentucky '80/Running Backs), Tony Ball (UT-Chattanooga '83/Wide Receivers), Charlie Corner (Catawba '82/Tight Ends and Recruiting Coordinator), Glynn Jones (Murray State '83/Outside Linebackers), Sal Sunsen (Pittsburgh '82/Middle Linebackers), Tom Roggeman (Notre Dame '85/Defensive Line).
Lettermen Returning/Lost: 41/17
Starters Returning/Lost: 14/8
Offensive Formation: Multiple Attack
Defensive Formation: Multiple



Ron Cooper



Roman Oben

Series Record: 3-0-0
First Game: 1978 (M 24-17)
Last Maryland Win: 1988 (27-16)
First Opponent Win: None
Last Opponent Win: None
Last Opponent Win at Byrd Stadium: None
Last Maryland Win at Opponent Stadium: 1978 (24-17)
Last Maryland Shutout: None
Last Opponent Shutout: None



1995 Schedule		1994 Results	
September 2	at Kentucky	14	Kentucky 20
9	at North Illinois	16	Texas 30
16	MICHIGAN STATE	25	Arizona State 22
21	NORTH CAROLINA	33	PITTSBURGH 29
30	at Memphis	35	N.C. STATE 14
October 7	at Southern Mississippi	29	Army 30
		35	Navy 14
14	at Wyoming	10	MEMPHIS 6
28	MARYLAND	14	BOSTON COLLEGE 35
November 4	TULANE	10	TEXAS A&M 26
11	N.E. LOUISIANA	34	TULSA 27
18	NORTH TEXAS		

Top Statistical Returning Leaders

Rushing	Att	Yds	Avg.	TD		
1. Jason Payne	21	85	4.0	1		
2. Calvin Arrington	17	78	4.6	1		
3. Coswell Sims	7	51	6.4	0		
Passing	Att.	Comp.	Yds	Pct.	TD	Int.
1. Marty Lowe	319	186	2091	.583	9	17
2. Jason Payne	42	17	249	.405	2	2
Receiving	Rec	Yds	Avg.	TD		
1. John Bell	34	473	13.9	1		
2. Calvin Arrington	13	139	10.7	2		
3. Miguel Montano	10	134	13.4	0		
Tackles	Tot	TFL				
1. Tyrus McCloud	133	11-24				
2. Alan Campos	123	2-7				
3. Rico Clark	122	3-3				
4. Johnny Frost	100	4-6				

NORTH CAROLINA STATE

Carter-Finley Stadium
November 4

Location: Raleigh, NC
 Nickname: Wolfpack
 Stadium Name (Capacity): Carter-Finley (45,000)
 Enrollment: 27,577
 Colors: Red & White
 Chancellor: Dr. Larry K. Monteth
 Athletic Director: Todd Turner
 First Year of Football: 1887
 1994 Overall Record: 9-3
 Conference (Finish): 6-2/ACC Second
 Sports Information Director: Mark Bockelman
 Office: (919) 515-2102 Home: (919) 662-9220
 SID Address: Box 8501, Raleigh, NC 27695-8501
 Fax Phone: (919) 515-2898
 Head Coach (Alma Mater): Mike O'Cain (Clemson '77)
 Record At School (Years): 16-8/Two Years
 Overall Record (Years): 16-8/Two Years
 Best Time to contact Coach: 11:30-1:00 pm weekdays
 Assistant Coaches (Alma Mater/Position): Kent Briggs (Western Carolina '70/Defensive Secondary), Ted Cain (Furman '74/Offensive Coordinator and Quarterbacks), Robbie Caldwell (Furman '76/Offensive Line), Jimmy Kiser (Furman '79/Wide Receivers), Ken Pettus (Newberry '73/Defensive Coordinator and Inside Linebackers), Dick Portee (Eastern Illinois '65/Running Backs), Brette Simmons (Furman '78/Tight Ends), Jeff Snipes (Furman '81/Defensive Line), David Turner (Davidson/Outside Linebackers).
 Lettermen Returning/Lost: 43/22
 Starters Returning/Lost: 12/11
 Offensive Formation: Option I
 Defensive Formation: 4-3



Mike O'Cain



Ricky Bell

Series Record: 23-24-4

First Game: 1909 (NCS 31-0)
 Last Maryland Win: 1990 (13-12)
 First Opponent Win: 1909 (31-0)
 Last Opponent Win: 1994 (47-45)
 Last Opponent Win at Byrd Stadium: 1994 (47-45)
 Last Maryland Win at Opponent Stadium: 1985 (17-13)
 Last Maryland Shutout: 1980 (24-0)
 Last Opponent Shutout: 1979 (7-0)



1995 Schedule

September 2	MARSHALL
9	VIRGINIA
16	at Florida State
23	BAYLOR
30	CLEMSON
October 7	at Alabama
21	at Duke
November 4	MARYLAND
11	at Georgia Tech
18	at Wake Forest
24	NORTH CAROLINA

1994 Results

20	BOWLING GREEN	15
29	Clemson	12
38	WESTERN CAROLINA	13
21	GEORGIA TECH	13
14	Louisville	35
34	WAKE FOREST	3
17	North Carolina	31
47	Maryland	45
24	DUKE	23
3	FLORIDA STATE	34
30	Virginia	27
28	Mississippi State	24

Top Statistical Returning Leaders

Rushing		Att.	Yds	Avg.	TD		
1	T Stephens	125	791	6.3	3		
2	Rod Brown	105	563	5.4	5		
3	C. King	63	257	4.1	6		
Passing		Att.	Comp.	Yds	Pct.	TD	Int.
1	Terry Harvey	199	116	1466	58.3	8	9
2	C. King	1	1	22	100.0	1	0
Receiving		Rec	Yds	Avg.	TD		
1	M Guffie	18	262	14.6	3		
2	J Grissett	20	183	9.2	1		
3	Rod Brown	16	121	7.6	0		
Tackles		Tot	TFL				
1	James Walker	84	1-2				
2	Ricky Bell	62	0-0				
3	D. Everett	50	3-4				
4	M Harrison	50	3-8				


VIRGINIA

Byrd Stadium
November 11

Location: Charlottesville, VA
 Nickname: Cavaliers (Wahoos)
 Stadium Name (Capacity): David A. Harrison III Field at Scott Stadium (40,000)
 Enrollment: 18,011
 Colors: Orange & Blue
 President: John T. Casteen III
 Athletic Director: Terry Holland
 First Year of Football: 1888
 1994 Overall Record: 9-3
 Conference (Finish): 5-3/ACC Tied Third
 Sports Information Director: Rich Murray
 Office: (804) 982-5500 Home: (804) 978-2966
 SID Address: PO Box 3785, Charlottesville, VA 22903
 Fax Phone: (804) 982-5525
 Head Coach (Alma Mater): George Welsh (Navy '56)
 Record At School (Years): 89-59-3/13 years
 Overall Record (Years): 144-105-4/22 years
 Best Time to contact Coach: Through sports information
 Assistant Coaches (Alma Mater/Position): Joe Krivak (Syracuse '57/Quarterbacks), Rick Lantz (Central Connecticut State '63/Defensive Coordinator and Linebackers), Ken Mack (North Carolina '79/Running Backs), Art Markos (Springfield College '70/Defensive Backs), Tom O'Brien (Navy '74/Offensive Coordinator and Offensive Line), Bob Petchel (Syracuse '75/Defensive Ends), Jerry Petercuskie (Boston College '75/Defensive Tackles), Tom Sherman (Penn State '68/Wide Receivers), Danny Wilmer (East Carolina '72/Offensive Tackles and Tight Ends).
 Lettermen Returning/Lost: 42/15
 Starters Returning/Lost: 17/7
 Offensive Formation: Multiple I
 Defensive Formation: 4-3



George Welsh



Ronde Barber

Series Record: 37-20-2

First Game: 1919 (M 13-0)
 Last Maryland Win: 1991 (17-6)
 First Opponent Win: 1925 (6-0)
 Last Opponent Win: 1994 (46-21)
 Last Opponent Win at Byrd Stadium: 1993 (43-29)
 Last Maryland Win at Opponent Stadium: 1990 (35-30)
 Last Maryland Shutout: 1980 (31-0)
 Last Opponent Shutout: 1943 (39-0)



1995 Schedule

Aug. 26	at Michigan
Sept. 2	WILLIAM & MARY
9	at N.C. State
16	GEORGIA TECH
23	at Clemson
30	WAKE FOREST
Oct. 7	at North Carolina
14	DUKE
21	at Texas
Nov. 2	FLORIDA STATE
11	at Maryland
18	VIRGINIA TECH

1994 Results

17	Florida State	41
47	Navy	10
9	CLEMSON	6
37	WILLIAM & MARY	3
42	Wake Forest	6
24	Georgia Tech	7
34	NORTH CAROLINA	10
25	Duke	28
46	MARYLAND	21
42	Virginia Tech	23
27	N.C. STATE	30
20	Texas Chnstuan	10

Top Statistical Returning Leaders

Rushing		Att.	Yds	Avg.	TD		
1	Kevin Brooks	173	741	4.3	8		
2	Tiki Barber	120	591	4.9	3		
3	C.E. Rhodes	12	48	4.0	0		
Passing		Att.	Comp.	Yds	Pct.	TD	Int.
1	Mike Groh	216	138	1711	63.9	13	7
2	Symmion Willis	79	41	645	51.9	3	5
Receiving		Rec	Yds	Avg.	TD		
1	Patrick Jeffers	33	560	17.0	3		
2	Tiki Barber	19	126	6.6	0		
3	Demetrious Allen	18	249	13.8	1		
Tackles		Tot	TFL				
1	Jame Sharper	118	14-73				
2	James Farnor	100	4-8				
3	Todd White	69	13-89				
4	Ronde Barber	53	2-5				

TERPREVIEWS, YEAR-BY-YEAR AGAINST 1995 OPPONENTS

FLORIDA STATE

Doak S. Campbell Stadium
November 18

Location: Tallahassee, Florida
Nickname: Seminoles
Stadium Name (Capacity): Doak S. Campbell (75,000)
Enrollment: 28,500
Colors: Garnet & Gold
President: Talbot "Sandy" D'Alemberte
Athletic Director: Dave Hart, Jr.
First Year of Football: 1947
1994 Overall Record: 10-1-1
Conference (Finish): 8-0/First ACC
Sports Information Director: Rob Wilson
Office: (904) 644-7292 Home: (904) 386-1619
SID Address: P.O. Drawer 2195, Tallahassee, FL 32316
Fax Phone: (904) 644-3820

Head Coach (Alma Mater): Bobby Bowden (Samford '53)
Record At School (Years): 176-47-4/19 years
Overall Record (Years): 249-79-4/29 years
Best Time to contact Coach: Mon-Thurs, 10:00- 12:00 noon
Assistant Coaches (Alma Mater/Position): Chuck Amato (NC State '69/Assistant Head Coach and Defensive Line), Mickey Andrews (Alabama '64/Defensive Coordinator and Defensive Backs), Jeff Bowden (Florida State '83/Wide Receivers), Ronnie Cottrell (Troy State '83/Middle Linebackers and Recruiting Coordinator), Jim Gladden (William Jewell '62/Outside Linebackers), Odell Haggins (Florida State '93/Tight Ends and Offensive Line), Jimmy Heggins (Florida State '78/Offensive Line); Mark Rucht (Miami '82/Offensive Coordinator and Quarterbacks), Billy Sexton (Florida State '74/Running Backs), Dave VanHalanger (West Virginia '76/Strength and Conditioning).
Lettermen Returning/Lost: 54/19
Starters Returning/Lost: 13/12
Offensive Formation: Pro Set
Defensive Formation: 4-3 Multiple

Series Record: 0-5-0

First Game: 1966 (FSU 45-21)
Last Maryland Win: None
First Opponent Win: 1966 (45-21)
Last Opponent Win: 1994 (52-20)
Last Opponent Win at Byrd Stadium: 1994 (52-20)
Last Maryland Win at Opponent Stadium: None
Last Maryland Shutout: None
Last Opponent Shutout: None



1995 Schedule		1994 Results	
September	2 Duke (Orlando)	41	VIRGINIA 17
	9 at Clemson	52	Maryland 20
	16 N.C. STATE	56	Wake Forest 14
	23 CENTRAL FLORIDA	31	NORTH CAROLINA 18
October	7 MIAMI	20	Miami 34
	14 WAKE FOREST	17	CLEMSON 0
	21 GEORGIA TECH	59	DUKE 20
November	2 at Virginia	41	Georgia Tech 10
	11 at North Carolina	23	NOTRE DAME 16
	18 MARYLAND	34	N.C. State 3
	25 at Florida	31	FLORIDA 31
		23	Florida 17

Top Statistical Returning Leaders

Rushing						
	Att	Yds	Avg.	TD		
1. Warnck Dunn	152	1026	6.8	8		
2. Rock Preston	68	587	8.6	9		
3. Jermaine Green	24	123	5.1	0		
Passing						
	Att.	Comp.	Yds	Pct.	TD	Int.
1. Danny Kanell	380	227	2781	.597	17	13
2. Jon Stark	38	24	291	.632	3	1
Receiving						
	Rec	Yds	Avg.	TD		
1. Warnck Dunn	34	308	9.1	1		
2. Andre Cooper	27	359	13.3	5		
3. Wayne Messam	18	242	13.4	0		
Tackles						
	Tot	TFL				
1. Daryl Bush	86	7				
2. Sam Cowart	76	2				
3. Todd Rebol	73	3				
4. Sean Hamlet	70	1				



Bobby Bowden



Clay Shiver

vs. Tulane

Maryland leads the series (3-2)		
1933	Lost	0-20
1973	Won	42-9
1978	Won	31-7
1981	Lost	10-17
1994	Won	38-10

vs. North Carolina

North Carolina leads the series (31-25-12)		
1920	Lost	0-6
1921	Won	13-0
1922	Lost	3-27
1923	Won	14-0
1924	Won	6-0
1925	Lost	0-16
1926	Won	14-6
1927	Lost	6-7
1928	Lost	19-26
1920	Lost	0-43
1930	Lost	21-28
1935	Lost	0-33
1936	Lost	0-14
1946	Lost	0-33
1947	Lost	0-19
1948	Lost	20-49
1950	Tie	7-7
1952	Won	14-7
1953	Won	26-0
1954	Won	33-0
1955	Won	25-7
1956	Lost	6-34
1957	Won	21-7
1958	Lost	0-27
1959	Won	14-7
1960	Won	22-19
1961	Lost	8-14
1962	Won	31-13
1963	Lost	7-14
1964	Won	10-9
1965	Lost	10-12
1967	Lost	0-14
1968	Won	33-24
1970	Lost	20-53
1971	Lost	14-35
1972	Lost	q26-31
1973	Won	23-2
1974	Won	24-12
1975	Won	34-7
1977	Lost	7-16
1978	Won	21-20
1979	Won	17-14
1980	Lost	3-17
1981	Lost	10-17
1982	Won	31-24
1983	Won	28-26
1984	Won	34-23
1985	Won	28-10
1986	Lost	30-32
1987	Lost	14-27
1988	Won	41-38
1989	Won	38-0
1990	Lost	10-34
1991	Lost	0-24
1992	Lost	24-31
1993	Lost	42-59
1994	Lost	17-41

vs. West Virginia

The series is tied (15-15-2)		
1919	Lost	0-27
1943	Lost	2-6
1944	Tie	6-6
1945	Tie	13-13
1947	Won	27-0
1948	Lost	14-16
1949	Won	47-7
1950	Won	41-0
1951	Won	54-7
1959	Won	27-7
1960	Won	31-8
1966	Won	28-9
1969	Lost	7-31
1970	Lost	10-20
1980	Won	14-11
1981	Lost	13-17
1982	Lost	18-19
1983	Lost	21-31
1984	Won	20-17
1985	Won	28-0
1986	Won	24-3
1987	Won	25-20
1988	Lost	24-55
1989	Lost	10-14
1990	Won	14-10
1991	Lost	7-37
1992	Lost	33-34
1993	Lost	37-42
1994	Won	37-13

vs. Duke

Maryland leads the series (21-17)		
1932	Lost	0-34
1933	Lost	7-38
1934	Lost	0-50
1942	Lost	0-42
1947	Lost	7-19
1948	Lost	12-13
1950	Won	26-14
1957	Lost	0-14
1960	Lost	7-20
1962	Lost	7-10
1963	Lost	17-24
1964	Lost	17-24
1968	Lost	28-30
1969	Won	20-7
1970	Lost	12-13
1972	Lost	14-20
1973	Won	30-10
1974	Won	56-13
1976	Won	30-3
1977	Won	31-13
1978	Won	27-0
1979	Won	27-0
1980	Won	17-4
1981	Won	24-21
1982	Won	49-22
1983	Won	38-3
1984	Won	43-7
1985	Won	40-10
1986	Won	27-19
1987	Won	23-22
1988	Won	34-24
1989	Lost	25-46
1990	Won	23-20
1991	Lost	13-17
1992	Won	27-25
1993	Won	26-18
1994	Lost	16-49

vs. Georgia Tech

Georgia Tech leads the series (5-2)		
1988	Won	13-8
1989	Lost	24-28
1990	Lost	3-31
1991	Lost	10-34
1992	Lost	26-28
1993	Lost	0-38
1994	Won	42-27

vs. Wake Forest

Maryland leads the series (31-11-1)		
1917	Won	29-12
1943	Won	13-7
1944	Lost	0-39
1954	Tied	13-13
1955	Won	28-7
1956	Won	6-0
1957	Won	27-0
1958	Lost	0-34
1959	Lost	7-10
1960	Won	14-13
1961	Won	10-7
1962	Won	13-2
1963	Won	32-0
1964	Lost	17-21
1965	Won	10-7
1966	Won	34-7
1967	Lost	17-35
1968	Lost	14-38
1969	Won	19-13
1971	Lost	14-18
1972	Won	23-0
1973	Won	37-0
1974	Won	47-0
1975	Won	27-0
1976	Won	17-15
1977	Won	35-7
1978	Won	39-0
1979	Lost	17-25
1980	Won	11-10
1981	Won	45-33
1982	Won	52-31
1983	Won	36-33
1984	Won	38-17
1985	Won	26-3
1986	Lost	21-27
1987	Won	14-0
1988	Lost	24-27
1989	Won	27-7
1990	Won	41-13
1991	Won	23-22
1992	Lost	23-20
1993	Won	33-32
1994	Won	31-7

YEAR-BY-YEAR AGAINST 1995 OPPONENTS

vs. Clemson

Clemson leads the series (21-20-2)

1952	Won	28-0
1953	Won	20-0
1954	Won	16-0
1955	Won	25-12
1956	Tie	6-6
1957	Lost	7-26
1958	Lost	0-8
1959	Won	28-25
1960	Won	19-17
1961	Won	24-21
1962	Lost	14-17
1963	Lost	6-21
1964	Won	34-0
1965	Won	6-0
1966	Lost	10-14
1967	Lost	7-28
1988	Lost	0-16
1969	Lost	0-40
1970	Lost	11-24
1971	Lost	14-20
1972	Won	31-6
1973	Won	28-13
1974	Won	41-0
1975	Won	22-20
1976	Won	20-0
1977	Won	21-14
1978	Lost	24-28
1979	Won	19-0
1980	Won	34-7
1981	Lost	7-21
1982	Lost	22-24
1983	Lost	27-52
1984	Won	41-23
1985	Won	34-31
1986	Tie	17-17
1987	Lost	16-45
1988	Lost	25-49
1989	Lost	7-31
1990	Lost	17-18
1991	Lost	7-40
1992	Won	53-23
1993	Lost	0-29
1994	Lost	0-13

vs. Louisville

Maryland leads the series (3-0)

1978	Won	24-17
1979	Won	28-7
1988	Won	27-16

vs. N.C. State

N.C. State leads the series (24-23-4)

1909	Lost	0-31
1917	Lost	6-10
1921	Tie	6-6
1922	Won	7-6
1923	Won	26-12
1924	Tie	0-0
1946	Lost	7-28
1947	Tie	0-0
1949	Won	14-6
1950	Lost	13-16
1951	Won	53-0
1954	Won	42-14
1956	Won	25-14
1957	Lost	13-48
1958	Won	21-6
1959	Won	33-28
1960	Lost	10-13
1961	Won	10-7
1962	Won	14-6
1963	Lost	14-36
1964	Lost	13-14
1965	Lost	7-20
1966	Lost	21-24
1967	Lost	9-31
1968	Lost	11-31
1969	Lost	7-24
1970	Lost	0-6
1971	Won	35-7
1972	Tie	24-24
1973	Lost	22-24
1974	Won	20-10
1975	Won	37-22
1976	Won	16-6
1977	Lost	20-24
1978	Won	31-7
1979	Lost	0-7
1980	Won	24-0
1981	Won	34-9
1982	Won	23-6
1983	Won	29-6
1984	Won	44-21
1985	Won	31-17
1986	Lost	16-28
1987	Lost	14-22
1988	Won	30-26
1989	Lost	6-19
1990	Won	13-12
1991	Lost	17-20
1992	Lost	10-14
1993	Lost	21-44
1994	Lost	45-47

vs. Virginia

Maryland leads the series (37-19-2)

1918	Won	13-0
1925	Lost	0-6
1926	Tie	6-6
1927	Lost	0-21
1928	Won	18-2
1929	Tie	13-13
1930	Won	14-6
1931	Won	7-6
1932	Lost	6-7
1933	Lost	0-6
1934	Won	20-0
1935	Won	14-7
1936	Won	21-0
1937	Won	3-0
1938	Lost	19-27
1939	Lost	7-12
1940	Lost	6-19
1942	Won	27-12
1943	Lost	0-39
1944	Lost	7-18
1945	Won	19-13
1957	Won	12-0
1958	Won	44-6
1959	Won	55-12
1960	Won	44-12
1961	Lost	16-28
1962	Won	40-18
1963	Won	21-6
1964	Won	10-0
1965	Lost	27-22
1966	Lost	17-41
1967	Lost	7-12
1968	Lost	23-28
1969	Won	17-14
1970	Won	17-14
1971	Lost	27-29
1972	Won	24-23
1973	Won	33-0
1974	Won	10-0
1975	Won	62-24
1976	Won	28-0
1977	Won	28-0
1978	Won	17-7
1979	Won	17-7
1980	Won	31-0
1981	Won	48-7
1982	Won	45-14
1983	Won	23-3
1984	Won	45-34
1985	Won	33-21
1986	Won	42-10
1987	Won	21-19
1988	Lost	23-24
1989	Lost	21-48
1990	Won	35-30
1991	Won	17-6
1992	Lost	15-28
1993	Lost	29-43
1994	Lost	21-46

Florida State

Florida State leads the series (5-0)

1966	Lost	21-45
1968	Lost	14-24
1992	Lost	21-69
1993	Lost	20-49
1994	Lost	20-52

SEASON RECORD: 4-7 (3-2 Home, 1-5 Away)
CONFERENCE RECORD: 2-6 (2-2 Home, 0-4 Away)

GAME-BY-GAME RESULTS

(*DENOTES ATLANTIC COAST CONFERENCE GAME)

Date	Opponent	Score	W-L	Atten.	ACC Record	Overall Record
9/3	*at Duke	16-49	L	20,831	0-1	0-1
9/10	*Florida State (#4)	20-52	L	38,014	0-2	0-2
9/17	at West Virginia	24-13	W	62,852	0-1	1-2
9/23	*Wake Forest	31-7	W	24,787	1-2	2-2
10/01	*at Clemson	0-13	L	68,000	1-3	2-3
10/15	*at North Carolina (#17)	17-41	L	48,500	1-4	2-4
10/22	*Georgia Tech	42-27	W	30,429	2-4	3-4
10/29	Tulane	38-10	W	24,456	2-4	4-4
11/05	*N.C. State	45-47	L	27,126	2-5	4-5
11/12	*at Virginia	21-46	L	40,900	2-6	4-6
11/19	at Syracuse	16-21	L	48,309	2-6	4-7

ATTENDANCE

Overall Attendance	433,934	Overall Average	39,448
ACC Attendance	297,787	ACC Average	37,223
Home Attendance	143,812	Home Average	28,762
Away Attendance	289,392	Away Average	48,232

SCORE BY QUARTER

	1st	Avg.	2nd	Avg.	3rd	Avg.	4th	Avg.	Total	Avg.
Terps	55	5.0	85	7.7	68	6.2	62	5.6	270	24.5
Opponents	64	5.8	94	8.5	73	6.6	95	8.6	326	29.6

TEAM STATISTICS

	Maryland	Opponents
First Downs (Rush-Pass-Penalty)	80+146+9=235	149+97+16=262
Rushing Attempts	319	531
Rushing Yards Gained	1,383	2,815
Rushing Yards Lost	346	197
NET RUSHING YARDS	1,037	2,618
Yards Per Rush	3.3	4.9
Rushing Yards Per Game	94.3	238.0
Passes Attempted	428	291
Passes Completed	291	171
Passes Had Intercepted	13	11
Pass Completion Percentage	.680	.588
NET YARDS PASSING	3,037	2,160
Yards Per Pass Attempt	7.1	7.4
Yards Per Pass Completion	10.4	12.6
Passing Yards Per Game	276.1	196.4
Total Plays	747	822
Total Plays Per Game	67.9	74.7
TOTAL NET YARDS	4,074	4,778
Yards Gained Per Play	5.5	5.8
Yards Gained Per Game	370.4	434.4
Kickoff Returns/Kickoff Return Yards	51/989	32/866

TEAM STATISTICS

	Maryland	Opponents
Average Yardage Per Kickoff Return	19.4	27.1
Kickoff Returns Per Game	4.6	2.9
Punt Returns/Punt Return Yards	19/148	19/140
Average Yardage Per Punt Return	7.8	7.4
Punt Returns Per Game	1.7	1.7
Interception Returns/Interception Return Yards	11/136	13/204
Average Yardage Per Interception Return	12.4	15.7
Average Interception Per Game	1.0	1.2
Punts/Total Punt Yardage	52/2,132	36/1,501
Average Yards Per Punt	41.0	41.7
Average Number of Punts Per Game	4.7	3.3
Fumbles/Fumbles Lost	19/8	15/7
Penalties/Yards Penalized	76/640	73/540
Average Yards Per Penalty	8.4	7.4
Penalties Per Game/Yards Penalized	6.9/58.1	6.6/49.1
2-Point Safety/1-Point Safety	0/0	0/0
3rd Down Conversions Attempts/Made	55/139	82/167
3rd Down Conversion Percentage	.396	.491
Sacks by	15/84	30/234
Time of Possession	366:49	443:02



TERPLAYBACK 1994, STATISTICS

RUSHING									
	G/GS	Att	Gain	Lost	Net	Yds./ Carry	Yds./ Game	TD	LG
Allen Williams	11/10	129	699	50	649	5.0	59.0	1	31 (W Virginia)
Brian Underwood	11/1	41	189	9	180	4.4	16.4	1	34 (N Carolina)
Buddy Rodgers	9/0	39	147	18	129	3.3	14.3	4	35 (Tulane)
Brian Cummings	9/0	15	72	9	63	4.2	7.0	4	26 (W Virginia)
Geroy Simon	11/11	14	62	4	58	4.1	5.3	0	14 (N C. State)
Doug Burnett	11/0	10	26	3	23	2.3	2.1	0	9 (Wake)
Kevin Plank	11/0	1	6	0	6	6.0	0.5	0	6 (Virginia)
Kendall Ogle	9/0	2	3	0	3	1.6	0.4	0	2 (N Carolina)
Kevin Foley	6/2	18	39	51	(-12)	(-0.7)	(-2.0)	0	10 (Clemson)
Scott Milanovich	11/9	50	140	202	(-62)	(-1.2)	(-5.6)	0	17 (N.C. State, Syr.)
MD Totals	11	319	1,383	346	1,037	3.3	94.2	10	—
Opponents	11	531	2,815	197	2,618	4.9	238.0	25	—

PASSING										
	G/GS	Att	Comp	.Pct	Yds	Yds./ Comp	Yds./ Game	TD	Int	LG
Scott Milanovich	11/9	333	229	.688	2,394	10.5	217.6	20	9	60 (Ga Tech)
Kevin Foley	6/2	95	62	.653	643	10.4	107.1	3	4	38 (Wake)
MD Totals	11	428	291	.680	3,037	10.4	276.1	23	11	—
Opponents	11	291	171	.588	2,160	12.6	196.4	11	11	—

RECEIVING									
	G/GS	Rec.	Yards	Yds./ Rec.	Yds./ Game	Rec/ Game	TD	LG	
Geroy Simon	11/11	77	891	11.6	81.0	7.0	5	43 (Duke)	
Jermaine Lewis	10/9	45	692	15.4	69.2	4.5	9	60 (Ga. Tech)	
Mancel Johnson	11/11	33	353	10.7	32.1	3.0	3	36 (Wake)	
Russ Weaver	11/10	47	430	9.1	39.1	4.3	3	25 (Ga. Tech)	
Allen Williams	11/10	51	357	7.0	32.4	4.6	1	17 (N C State)	
Walt Williams	6/1	11	115	10.5	19.1	2.2	0	27 (Clemson)	
Brian Underwood	11/1	13	108	8.3	9.8	1.2	2	35 (N C. State)	
Buddy Rodgers	10/0	6	53	8.8	5.3	0.7	0	15 (Duke)	
Erik Henry	9/2	2	15	7.5	1.7	0.2	0	12 (W. Virginia)	
Eric Ogbogu	6/0	1	11	11.0	2.2	0.2	0	11 (Clemson)	
Doug Burnett	11/0	2	11	5.5	1.1	0.2	0	6 (Wake)	
Richard Roberts	7/0	1	6	6.0	1.0	0.2	0	5 (Tulane)	
Kendrick Walton	5/0	2	(-5)	(-.0)	(-1.0)	0.4	0	0	
MD Totals	11	291	3,037	10.4	276.1	26.5	23	—	
Opponents	11	171	2,160	12.6	196.4	15.5	11	—	

TOTAL OFFENSE														
	RUSHING					PASSING					Yds./ Play	Yds/ Game	TD	
	Att	Gain	Loss	Net	TD	Att	Comp	Yds	TD	Plays				Yds
Scott Milanovich	50	140	202	(-62)	0	333	229	2,394	20	383	2,332	6.1	212.0	20
Kevin Foley	18	39	51	(-12)	0	95	62	643	3	113	631	5.6	105.1	3
Allen Williams	129	699	50	649	1	0	0	0	0	129	649	5.1	59.0	1
Brian Underwood	41	189	9	180	1	0	0	0	0	40	187	4.7	18.7	1
Buddy Rodgers	39	147	18	129	4	0	0	0	0	39	129	3.3	12.9	4
Brian Cummings	15	72	9	63	4	0	0	0	0	15	63	4.2	7.0	4
Doug Burnett	10	26	3	23	0	0	0	0	0	10	23	2.3	2.1	0
Geroy Simon	14	62	4	58	0	0	0	0	0	14	58	4.1	5.3	0
Kevin Plank	1	6	0	6	0	0	0	0	0	1	6	6.0	0.5	0
Kendall Ogle	2	3	0	3	0	0	0	0	0	2	3	1.5	0.4	0
MD Totals	317	1,411	346	1,037	10	428	291	3,037	23	675	3,757	5.7	341.5	33
Opponents	531	2,815	197	2,618	25	291	171	2,160	10	757	4,778	6.3	434.4	35

ALL-PURPOSE YARDAGE													
	G	RUSHING			RECEIVING		PUNT RET.		K-OFF RET.		Plays	Yds/Play	Yds/Game
		Att	Net	Yds	No.	Yds	No.	Yds	No.	Yds			
Geroy Simon	11	14	62	77	891	3	10	2	121	96	11.9	98.5	
Jermaine Lewis	10	0	0	45	692	9	73	10	216	64	15.3	98.1	
Allen Williams	11	129	649	51	357	0	0	0	0	180	5.6	91.5	
Brian Underwood	11	41	180	13	108	0	0	12	210	66	7.5	45.2	
Jermaine Stewart	11	0	0	0	0	0	0	22	410	22	18.6	37.2	
Russ Weaver	11	0	0	47	430	0	0	0	0	47	9.1	39.1	
Mancel Johnson	11	0	0	33	353	0	0	0	0	33	10.7	32.1	
Buddy Rodgers	10	39	129	6	53	1	15	0	0	46	4.3	19.7	
Walt Williams	6	0	0	11	115	0	0	0	0	11	10.5	19.1	
Brian Cummings	9	15	63	0	0	0	0	0	0	15	4.2	7.0	
Eric Ogbogu	7	0	0	1	11	0	0	0	0	1	11.0	1.6	
Doug Burnett	11	10	23	2	11	0	0	0	0	12	2.8	3.1	
Erik Henry	9	0	0	2	15	0	0	0	0	2	7.5	1.7	
Bob Moore	6	0	0	0	0	0	0	1	9	1	9.0	1.3	
Andreal Johnson	11	0	0	0	0	6	50	0	0	6	8.3	4.5	
Kevin Plank	11	1	6	0	0	0	0	0	0	1	6.0	0.5	
Kendall Ogle	7	2	3	0	0	0	0	0	0	2	1.5	0.4	
Scott Milanovich	11	50	(-62)	0	0	0	0	0	0	50	(-1.2)	(-5.6)	
Kevin Foley	6	18	(-12)	0	0	0	0	0	0	18	(-0.6)	(-2.0)	
MD Totals	11	319	1,037	291	3,037	19	148	51	989	680	7.7	473.7	
Opponents	11	531	2,618	171	2,160	19	140	32	866	753	7.7	525.7	

TERPLAYBACK 1994, STATISTICS

FIELD GOALS

	G	1-19		20-29		30-39		40-49		50-		Total		Long
		FG-FGA	Pct	FG-FGA	Pct	FG-FGA	Pct	FG-FGA	Pct	FG-FGA	Pct	FG-FGA	Pct	
Joe O'Donnell	11	0-0	.000	5-6	.833	3-3	1.00	1-1	1.00	0-0	.000	9-10	.900	40 (Duke)
MD Totals	11	0-0	.000	5-6	.833	3-3	1.00	1-1	1.00	0-0	.000	9-10	.900	---
Opponents	11	1-1	1.00	5-6	.833	7-9	.777	3-4	.667	0-1	.000	16-20	.800	---

TEAM SCORING

	G	TOUCHDOWNS			CONVERSIONS			FGS	Sfty	Total Points	Points Average
		Rush	Rec	Ret	2PT	PAT					
Joe O'Donnell	11	0	0	0	0	33-34	9-10	0	0	60	5.4
Jermaine Lewis	10	0	9	0	0	0	0	0	0	54	5.4
Buddy Rodgers	10	4	0	0	0	0	0	0	0	24	2.4
Brian Cummings	9	4	0	0	0	0	0	0	0	24	2.7
Geroy Simon	11	0	5	1	0	0	0	0	0	36	3.3
Brian Underwood	11	1	2	0	0	0	0	0	0	18	1.6
Russ Weaver	11	0	3	0	0	0	0	0	0	18	1.6
Allen Williams	11	1	1	0	0	0	0	0	0	12	1.1
Mancel Johnson	11	0	3	0	0	0	0	0	0	18	1.6
Ratcliff Thomas	11	0	0	1	0	0	0	0	0	6	0.5
MD Totals	11	10	23	2	0	33-34	9-10	0	0	270	24.5
Opponents	11	26	11	3	3-4	35-36	15-19	0	0	326	29.6

DEFENSIVE STATISTICS

	G	UT	AT	TT	QBSK/YDS	TL/YDS	FF	FR	PD	INT
Ratcliff Thomas	11	82	55	137	0/0	3/8	1	1	2	1
Mike Settles	11	65	40	105	1/5	5/9	0	0	2	0
Andrean Johnson	11	53	25	78	0/0	4/7	1	0	9	2
Tim Brown	11	37	31	68	1/7	2/8	0	0	0	1
Jermaine Stewart	11	31	36	67	1/10	2/14	2	1	1	0
Erick Wood	10	36	26	62	0/0	0/0	0	0	0	0
Angel Guerra	11	24	27	51	0/0	0/0	1	0	1	0
Raphael Wall	11	43	13	56	0/0	0/0	0	0	3	0
Wade Inge	11	29	18	47	0/0	1/3	0	0	2	3
Cornelius White	11	31	18	49	2/16	4/26	0	1	0	0
Al Wallace	11	26	15	41	5/20	7/32	2	0	1	0
Lamont Gore	11	24	10	34	0/0	1/4	0	1	0	2
Aaron Henne	11	17	15	32	0/0	1/1	0	0	0	0
Jamie Bragg	10	19	12	31	0.5/5	0.5/5	1	1	1	0
Tim Fosque	9	17	19	36	1.5/16	3/17	1	0	0	0
Pat Ward	10	13	16	29	0/0	1/1	0	0	0	0
Gene Gray	11	9	9	18	0/0	0/0	0	1	0	0
Eric Hicks	8	12	7	19	1/7	1/7	2	0	0	0
Jahmal Webster	7	7	7	14	1/5	1/5	0	0	0	0
Brett White	10	9	5	14	0/0	0/0	0	0	0	0
Darnick Rather	10	9	5	14	0/0	0/0	0	1	1	1
Cleveland Everhart	3	9	3	12	0/0	0/0	0	0	0	0
Bob Moore	6	8	4	12	0/0	0/0	0	0	1	0
Mitch Watkins	8	4	8	12	0.5/5	0/0	0	0	1	0
Mike Gillespie	11	3	4	7	2/6	2/6	0	0	0	0
Jeremiah Howard	10	6	0	6	0/0	0/0	0	0	0	0
Richard Abrams	8	4	1	5	0/0	1/3	0	0	1	0
Henry Baker	4	5	0	5	0/0	0/0	0	0	0	0
Mario Chavez	7	4	2	6	0/0	0/0	0	0	0	0
Craig Fitzgerald	11	1	4	5	0/0	0/0	0	0	0	0
Kevin Plank	11	3	0	3	0/0	0/0	0	0	0	0
Brian Cummings	9	3	0	3	0/0	0/0	0	0	0	0
Eric Ogbogu	5	2	0	2	1.5/10	1.5/10	0	0	0	0
Kendall Ogle	8	2	0	2	0/0	0/0	0	0	0	0
Walt Williams	6	1	1	2	0/0	0/0	0	0	0	0
Darryl Giles	4	1	0	1	0/0	0/0	0	0	0	0
Corey Holobetz	11	1	0	1	0/0	0/0	0	0	0	0
Scott Salkeld	8	0	1	1	0/0	0/0	0	0	0	0
Kendrick Walton	7	1	0	1	0/0	0/0	0	0	0	0
Buddy Rodgers	9	1	0	1	0/0	0/0	0	0	0	0
MD TOTALS	11	654	437	1089	10/112	41/66	11	7	26	11

SPECIAL TEAMS TACKLES*

	G	UT	AT	TT		G	UT	AT	TT
Jeremiah Howard	10	6	0	6	Angel Guerra	11	1	0	1
Kevin Plank	11	4	0	4	Corey Holobetz	11	1	0	1
Mike Settles	11	6	0	6	Johnnie Johnson	7	1	0	1
Erick Wood	10	4	0	4	Darnick Rather	11	1	1	2
Brian Cummings	9	3	0	3	Scott Salkeld	8	0	1	1
Wade Inge	10	2	0	2	Jermaine Stewart	11	1	0	1
Andrean Johnson	11	3	0	3	Kendrick Walton	7	1	0	1
Kendall Ogle	8	2	0	2	Brett White	11	1	0	1
Walt Williams	6	1	1	2	Buddy Rogers	11	1	0	1
Henry Baker	4	1	0	1					
Cleveland Everhart	3	1	0	1					

*Special teams tackles are included in the overall defensive totals

Individual Superlatives

Most Rushes	23 by Allen Williams vs. West Virginia (163 net yards)
Most Yards Rushing	163 by Allen Williams vs., West Virginia (23 rushes)
Most Touchdowns Rushing	1 by Buddy Rodgers vs. Duke 1 by Allen Williams vs. West Virginia 1 by Brian Cummings vs. West Virginia 1 by Buddy Rodgers vs. Wake Forest 1 by Brian Underwood vs. North Carolina 1 by Buddy Rodgers vs. Georgia Tech 1 by Buddy Rodgers vs. Tulane
Most Passes Attempted	51 by Scott Milanovich vs. Virginia
Most Passes Completed	35 by Scott Milanovich vs. Syracuse
Best Passing Percentage	.865 (32-37) by Scott Milanovich vs. N.C. State
Most Yards Passing	351 by Scott Milanovich vs. Virginia
Most Touchdown Passes	5 by Scott Milanovich vs. N.C. State
Most Receptions	11 by Geroy Simon vs. West Virginia (129 yards) 11 by Allen Williams vs. Syracuse (84 yards)
Most Receiving Yards	129 by Geroy Simon vs. West Virginia (11 receptions)
Most Touchdowns Receiving	2 by Jermaine Lewis vs. Georgia Tech 2 by Jermaine Lewis vs. N.C. State
Most Punts	9 by Scott Milanovich vs. Florida State
Best Punting Average	49.0 by Scott Milanovich vs. Clemson
Longest Punt	61 by Scott Milanovich vs. Clemson
Most Interceptions	1 by Wade Inge vs. Florida State 1 by Andreal Johnson vs. Florida State 1 by Wade Inge vs. Wake Forest 1 by Tim Brown vs. Clemson 1 by Andreal Johnson vs. Georgia Tech 1 by Wade Inge vs. Tulane 1 by Lamont Gore vs. Virginia 1 by Lamont Gore vs. Syracuse



Jermaine Lewis causes celebrations.



Scott Milanovich maintains Maryland's best career punting average, by far.

Most Interception	39 by Andreal Johnson vs. Georgia Tech
Return Yards	(1 return)
Most Punt Returns	3 by Geroy Simon vs. Wake Forest 3 by Andreal Johnson vs. Tulane
Most Punt Return Yards	25 by Andreal Johnson vs. Georgia Tech
Most Kickoff Returns	7 by Jermaine Lewis vs. Duke
Most Kickoff Return Yards	164 by Jermaine Lewis vs. Duke (7 returns)
Longest Kickoff Return	94 yards by Geroy Simon vs. N.C. State (TD)
Most Points Scored	9 by Joe O'Donnell vs. N.C. State
Most PAT's	6 by Joe O'Donnell vs. N.C. State
Most Field Goals	2 by Joe O'Donnell vs. Florida State
Most Field Goals Attempted	2 by Joe O'Donnell vs. Florida State 2 by Joe O'Donnell vs. North Carolina
Longest Field Goal	40 yards by Joe O'Donnell vs. Duke
Longest Scoring Play	Jermaine Lewis 60 yard pass for TD vs. Georgia Tech
Longest Non-Scoring Play	Geroy Simon 38 yard pass from Scott Milanovich vs. Fla. St.
Longest Non Scoring Pass	Geroy Simon 38 yard pass from Scott Milanovich vs. Fla. St.
Most Total Tackles	18 by Ratcliff Thomas vs. Florida State

1994 UNIVERSITY OF MARYLAND FOOTBALL TEAM SUPERLATIVES

Most Rushes	42 vs. North Carolina
Most Yards Rushing	187 vs. West Virginia (40 attempts)
Most Touchdowns Rushing	2 vs. West Virginia
	2 vs. North Carolina
Most Yards Rushing Allowed	335 by North Carolina (58 attempts)
Most Passes Attempted	51 vs. Virginia
Most Passes Completed	35 vs. Syracuse
Best Passing Percentage	.865 vs. N.C. State (32-37)
Most Yards Passing	351 vs. Virginia
Most Touchdown Passes	5 vs. N.C. State
Most Yards Passing Allowed	452 by Florida State
Fewest Yards Passing Allowed	53 by Clemson
Most Sacks	5 vs. West Virginia (-28 yards)
Most Sacks Allowed	5 by Tulane (-38 yards)
Most Fumbles	5 vs. Georgia Tech
Most Fumbles Lost	3 vs. Georgia Tech
Total Offense	491 yards vs. West Virginia
	491 yards vs. Tulane
Most Yards Total Offense Allowed	731 yards by Florida State
Total Offensive Plays	79 vs. West Virginia
Total Offensive Plays Allowed	95 by Florida State
Fewest Yards Total Offense	72 yards vs. Virginia
Fewest Yards	
Total Offense Allowed	309 by Wake Forest
Most Interceptions	3 vs. Georgia Tech
Most Interceptions Allowed	3 by Clemson
	3 by Virginia
Most First Downs	29 vs. N.C. State
Fewest First Downs	14 vs. Florida State
Most First Downs Allowed	37 by Florida State
Fewest First Downs Allowed	10 by Tulane
Most Penalty Yards	97 vs. West Virginia
Fewest Penalty Yards	33 vs. Florida State
Highest Pct. 3rd Down Conversions	.466 (7-15) vs. North Carolina



Lowest Pct. 3rd Down Conversions	.083 (1-12) vs. Florida State
	.083 (1-23) vs. Clemson
Highest Pct. 4th Down Conversions	1.00 (2-2) vs. West Virginia
	1.00 (2-2) vs. N.C. State
Lowest Pct. 4th Down Conversions	.000 (0-0) vs. Florida State
Highest Pct.	
3rd Down Conversions Allowed	833 (10-12) by North Carolina
Highest Pct.	
4th Down Conversions Allowed	1.00 (1-1) by Florida State
Most Time of Possession	40:03 vs. Virginia
Least Time of Possession	24:23 vs. Clemson

KICK-OFF RETURNS

	G	No.	Yds	Yds./ Return	Yds./ Game	TD	LG
Jermaine Stewart	11	22	410	18.6	37.7	0	46 (N.C. St)
Jermaine Lewis	10	10	216	21.6	24.0	0	39 (Duke)
Bnan Underwood	11	12	210	17.5	21.0	0	33 (N Carolina)
Geroy Simon	11	2	121	60.5	12.1	1	94T (N.C. State)
Brett White	10	1	10	10.0	1.1	0	10 (Ga. Tech)
Bob Moore	7	1	9	9.0	1.5	0	9 (Fla. State)
Kendall Ogle	8	2	13	6.5	1.9	0	7 (N.C. State)
Kendrick Walton	5	1	0	0.0	0.0	0	0 (Tulane)
MD Totals	11	51	989	19.4	89.9	1	---
Opponents	11	32	866	27.1	78.7	2	---

PUNT RETURNS

	G	No.	Yds	Yds./ Return	Yds./ Game	TD	LG
Jermaine Lewis	10	9	74	8.2	7.4	0	18 (Wake)
Andreall Johnson	11	6	50	8.3	4.5	0	14 (Ga. Tech)
Buddy Rodgers	10	1	15	15.0	1.5	0	15 (Fla. State)
Geroy Simon	11	3	10	3.3	0.9	0	6 (Wake)
MD Totals	11	19	149	7.8	13.5	0	---
Opponents	11	19	140	7.4	12.7	0	---

INTERCEPTIONS

	G	No.	Yds	Avg.	TD	LG
Wade Inge	11	3	57	19.0	0	26 (Fla. State)
Tim Brown	11	1	0	0.0	0	0 (Clemson)
Andreall Johnson	11	2	39	19.5	0	39 (Ga. Tech)
Lamont Gore	11	3	36	12.0	0	18 (Ga. Tech, Va)
Darnck Rather	11	1	4	4.0	0	4 (Ga. Tech)
Ratcliff Thomas	11	1	0	0.0	0	0 (Tulane)
MD Totals	11	11	136	12.4	0	---
Opponents	11	13	204	15.7	1	---

PUNTING

	G	No.	Yds	Avg.	Blkd	Opp 20	LP
Scott Milanovich	11	51	2,132	41.8	0	18	61 (Clemson)
Team	11	1	0	0.0	1	0	---
MD Totals	11	52	2,132	41.0	1	18	---
Opponents	11	36	1,501	41.7	1	7	---

NET PUNTING

	Punts	Yards	Avg.	Opp. Returns	Opp. Return Yards	Opp. Return Avg.	Net Average
Maryland	52	2,132	41.8	19	140	7.4	34.4
Opponent	36	1,501	41.7	18	139	7.4	34.3

TERPLAYBACK 1994 DUKE

September 3, 1994 Duke 49, Maryland 16
Wallace Wade Stadium
Durham, N.C.



Maryland	0	3	13	0	16
Duke . . .	14	14	7	14	49

DU	1st	9:09	John Farquhar 17 yard pass from Spence Fischer Tom Cochran PAT
DU	1st	4:22	Robert Baldwin 3 yard run Tom Cochran PAT
DU	2nd	13:32	Robert Baldwin 1 yard run Tom Cochran PAT
UM	2nd	8:59	Joe O'Donnell 40 yard field goal
DU	2nd	4:45	Corey Thomas 34 yard pass from Spence Fisher Tom Cochran PAT
UM	3rd	10:27	Geroy Simon 43 yard pass from Scott Milanovich Joe O'Donnell PAT Missed
DU	3rd	7:31	Robert Baldwin 11 yard run Tom Cochran PAT
UM	3rd	2:08	Buddy Rodgers 7 yard run Joe O'Donnell PAT
DU	4th	14:51	Robert Baldwin 34 yard run Tom Cochran PAT
DU	4th	0:11	David Lowman 1 yard run Barrett Boston PAT

STARTERS

Offense		Defense	
WR	Jermaine Lewis	OLB	Jahmal Webster
LT	Steve Ingram	T	Aaron Henne
LG	Jade Dubis	NG	Mitch Watkins
C	Jamie Bragg	E	Al Wallace
RG	David Hack	OLB	Mike Settles
RT	Mark Motley	ILB	Ratcliff Thomas
SR	Geroy Simon	ILB	Erick Wood
WR	Mancel Johnson	LC	Andre Johnson
SR	Russ Weaver	RC	Raphael Wall
SUB	Brian Underwood	SS	Jermaine Stewart
QB	Scott Milanovich	FS	Wade Inge

Maryland Defense

Ratcliff Thomas	8 IH	9 AT	17 TT
Jermaine Stewart	2 IH	8 AT	10 TT
Mike Settles	6 IH	2 AT	8 TT
Angel Guerra	1 IH	6 AT	7 TT
Erick Wood	3 IH	4 AT	7 TT

Team Statistics	Maryland	Duke
First Downs	19	31
Rushing	6	19
Passing	11	10
Penalty	2	2
Rushing Attempts	28	55
Yards Gained Rushing	79	322
Yards Lost Rushing	36	4
Net yards Rushing	43	318
Net Yards Passing	235	213
Passes Attempted	32	25
Passes Completed	21	16
Passes Had Intercepted	0	0
Total Offensive Plays	60	80
Total Net Yards	278	531
Average Gain Per Play	4.6	6.6
Fumbles: Number/Lost	1/0	0/0
Penalties: Number/Yards	7/61	7/71
Interceptions: Numbers/Yards	0/0	0/0
Number of Punts/Yards	5/183	2/89
Average Per Punt	36.6	44.5
Punt Returns: Number/Yards	2/8	3/21
Kickoff Returns: Number/Yards	8/190	3/63
Possession Time	25:33	34:27
Sacks by/Yards	0/0	4/18
Third Down Conversions	5/13	8/13
Fourth Down Conversions	0/0	1/1

Individual Statistics

PASSING

Terps:	Scott Milanovich, 20-31-0, 230 yards, 1 TD, Long 43, 3 sacks (13) Kevin Foley, 1-1-0, 5 yards, 0 TD, Long 5, 1 sack (5)
Devils:	Spence Fisher, 15-24-0, 197 yards, 2 TD, Long 34, 0 sacks Joe Pickens, 1-1-0, 16 yards, 0 TD, Long 16, 0 sacks

RUSHING

Terps:	Buddy Rodgers, 14-44, 1 TD, Long 11 Bnan Underwood, 4-5, 0TD, Long 5
Devils:	Robert Baldwin, 33-238, 4 TD, Long 34 Charles London, 6-28, 0 TD, Long 15

RECEIVING

Terps:	Geroy Simon, 6-124, 1 TD, Long 43 Russ Weaver, 6-48, 0 TD, Long 16 Buddy Rodgers, 5-43, 0 TD, Long 15
Devils:	Bill Khayat, 4-68, 0 TD, Long 21 Corey Thomas, 2-59, 1 TD, Long 34

PUNTING

Terps:	Scott Milanovich, 5-183, 36.6 avg., Long 45
Devils:	John Krueger, 2-89, 44.5 avg Long 50

FIELD GOALS

Terps:	Joe O'Donnell, 1-1, Long 40
Devils:	Tom Cochran, 0-1


RETURNS

Terps:	Jermaine Lewis, 7-164, 0 TD, Long 39 (kickoff returns) Bnan Underwood, 1-26, 0 TD, Long 26 (kickoff returns)
Devils:	Brandon Pollock, 2-41, 0 TD, Long 29 (kickoff returns) T.J. Redmon, 1-22, 0 TD, Long 22 (kickoff returns)

Attendance: 20, 831

Weather: Cloudy and Breezy, 66 degrees, winds northeast at 8 miles per hour

September 10, 1994 Florida State 52, Maryland 20
Byrd Stadium
College Park, Md.



Florida State	3	14	14	21	- 52
Maryland	10	10	0	0	- 20

UM	1st	10:35	Brian Underwood 7 yard pass from Scott Milanovich Joe O'Donnell PAT
FSU	1st	8:36	Scott Bentley 34 yard field goal
UM	1st	3:38	Joe O'Donnell 27 yard field goal
UM	2nd	11:15	Joe O'Donnell 30 yard field goal
FSU	2nd	6:55	Zack Crockett 1 yard run Scott Bentley PAT
FSU	2nd	2:50	Rock Preston 6 yard run Scott Bentley PAT
UM	2nd	0:51	Geroy Simon 38 yard pass from Scott Milanovich Joe O'Donnell PAT
FSU	3rd	10:57	Rock Preston 16 yard run Scott Bentley PAT
FSU	3rd	4:46	Zack Crockett 14 yard run Scott Bentley PAT
FSU	4th	11:32	Kez McCorvey 8 yard pass from Danny Kanell Scott Bentley PAT
FSU	4th	4:31	Warrick Dunn 25 yard run Scott Bentley PAT
FSU	4th	2:54	Melvin Pearsall 13 yard pass from Jon Stark Scott Bentley PAT

STARTERS

Offense		Defense	
WR	Jermiane Lewis	OLB	Mike Gillespie
LT	Steve Ingram	T	Aaron Henne
LG	Jade Dubis	NG	Mitch Watkins
C	Jamie Bragg	E	Al Wallace
RG	David Hack	OLB	Mike Settles
RT	Mark Motley	ILB	Erick Wood
SR	Geroy Simon	ILB	Ratchiff Thomas
WR	Mancel Johnson	LC	Andreah Johnson
SR	Russ Weaver	RC	Raphael Wall
SUB	Allen Williams	SS	Angel Guerra
OB	Scott Milanovich	FS	Wade Inge

Maryland Defense

Ratchiff Thomas	13 IH	5 AT	18 TT
Angel Guerra	3 IH	6 AT	9 TT
Erick Wood	7 IH	2 AT	9 TT
Raphael Wall	7 IH	1 AT	8 TT
Al Wallace	6 IH	0 AT	6 TT

1 TFL (-10 yds.)

Team Statistics	Maryland	Fla. State
First Downs	14	37
Rushing	2	18
Passing	11	19
Penalty	1	0
Rushing Attempts	17	49
Yards Gained Rushing	46	311
Yards Lost Rushing	22	32
Net yards Rushing	24	279
Net Yards Passing	213	452
Passes Attempted	41	46
Passes Completed	22	30
Passes Had Intercepted	2	2
Total Offensive Plays	58	95
Total Net Yards	237	731
Average Gain Per Play	4.1	7.7
Return Yards	41	55
Fumbles: Number/Lost	0/0	2/1
Penalties: Number/Yards	5/33	11/94
Interceptions: Numbers/Yards	2/26	2/37
Number of Punts/Yards	9/382	4/121
Average Per Punt	42.4	30.3
Punt Returns: Number/Yards	1/15	4/18
Kickoff Returns: Number/Yards	8/135	2/44
Possession Time	25:22	34:38
Sacks by/Yards	2/16	1/11
Third Down Conversions	1/12	10/17
Fourth Down Conversions	0/0	1/1

Individual Statistics

PASSING

Terps: Scott Milanovich, 17-34-1, 188 yards, 2 TD, Long 38, 1 sack (-11)
 Kevin Foley, 5-7-1, 25 yards, 0 TD, Long, 11, 0 sacks
***Noles:** Danny Kanell, 28-44-2, 427 yards, 1 TD, Long 51, 2 sacks (-16)
 Jon Stark, 2-2-0, 25 yards, 1 TD, Long 13, 0 sacks

RUSHING

Terps: Brian Underwood, 4-19, 0 TD, Long 18
 Allen Williams, 6-18, 0 TD, Long 13
 Doug Burnett, 2-1, 0 TD, Long 2
***Noles:** Zack Crockett, 19-123, 2 TD, Long 21
 Warrick Dunn, 16-104, 1 TD, Long 25

RECEIVING

Terps: Geroy Simon, 3-60, 1 TD, Long 38
 Allen Williams, 5-45, 0 TD, Long 11
 Mancel Johnson, 3-34, 0 TD, Long 19
***Noles:** Wayne Messam, 4-122, 0 TD, Long 51
 Melvin Pearsall, 7-90, 1 TD, Long 17
 Kez McCorvey, 5-63, 1 TD, Long 18

PUNTING

Terps: Scott Milanovich, 9-382, 42.4 avg., Long 52
***Noles:** Sean Liss, 3-121, 40.3 avg., Long 43

FIELD GOALS

Terps: Joe O'Donnell, 2-2, Long 30
***Noles:** Scott Bentley, 1-1 Long, 34


RETURNS

Terps: Brian Underwood, 2-39, 0 TD, Long 21 (kickoff returns)
 Jermiane Lewis, 2-33, 0 TD, Long 20 (kickoff returns)
 Wade Inge, 1-26, 0 TD, Long 26 (interception returns)
***Noles:** Zack Abraham, 1-26, 0 TD, Long 26 (interception returns)
 Phillip Riley, 1-23, 0 TD, Long 23 (kickoff returns)
 James Colzie, 4-18, 0 TD, Long 7 (punt returns)

Attendance: 38,014
 Weather: 73 degrees, northwest winds 9 mph, sunny and pleasant

TERPLAYBACK 1994 WEST VIRGINIA

September 17, 1994 Maryland 24, West Virginia 13
Mountaineer Field
Morgantown, West Virginia



Maryland	0	17	0	7	-	24
West Virginia	10	0	3	0	-	13

WVU	1st	2:15	Bryan Baumann	34 yard field goal
WVU	1st	0:12	Jim Freeman	1 yard run
			Bryan Baumann	PAT
UM	2nd	11:36	Geroy Simon	12 yard pass from Kevin Foley
			Joe O'Donnell	PAT
UM	2nd	2:07	Brian Cummings	3 yard run
			Joe O'Donnell	PAT
UM	2nd	0:00	Joe O'Donnell	29 yard field goal
WVU	3rd	1:03	Bryan Baumann	29 yard field goal
UM	4th	7:45	Allen Williams	25 yard run
			Joe O'Donnell	PAT

STARTERS

Offense		Defense	
LT	Steve Ingram	DE	Jahmal Webster
LG	Jade Dubis	DT	Jamie Bragg
C	Eric Greenstein	DT	Pat Ward
RG	David Hack	DE	Cornelius White
RT	Mark Motley	OLB	Gene Gray
WR	Mancel Johnson	MLB	Mike Settles
SR	Russ Weaver	OLB	Ratchiff Thomas
SR	Geroy Simon	RC	Raphael Wall
SB	Allen Williams	SS	Angel Guerra
QB	Scott Milanovich	FS	Wade Inge

Maryland Defense

Ratchiff Thomas	8 IH	4 AT	12 TT	
Andreal Johnson	6 IH	4 AT	10 TT	
Mike Settles	8 IH	1 AT	9 TT	2 TFL (-5 yds.)
Jermaine Stewart	6 IH	2 AT	8 TT	1 CF
Raphael Wall	6 IH	0 AT	6 TT	

Team Statistics

	Maryland	West Virginia
First Downs	25	18
Rushing	9	9
Passing	16	6
Penalty	0	3
Rushing Attempts	40	50
Yards Gained Rushing	233	245
Yards Lost Rushing	46	40
Net Yards Rushing	187	205
Net Yards Passing	304	126
Passes Attempted	39	26
Passes Completed	25	11
Passes Had Intercepted	1	0
Total Offensive Plays	79	76
Total Net Yards	491	331
Average Gain Per Play	6.2	4.4
Return Yards	36	0
Fumbles: Number/Lost	3/2	1/1
Penalties: Number/Yards	11/97	7/47
Interceptions: Numbers/Yards	0/0	1/0
Number of Punts/Yards	6/256	7/380
Average Per Punt	42.7	54.3
Punt Returns: Number/Yards	4/36	2/0
Kickoff Returns: Number/Yards	0/0	2/83
Possession Time	30:28	29:32
Sacks by/Yards	5/16	2/10
Thurd Down Conversions	6/15	4/17
Fourth Down Conversions	2/2	1/4

Individual Statistics

PASSING

Terps:	Kevin Foley, 24-37-0, 287 yards, 1 TD, Long 20
	Scott Milanovich, 1-2-1, 17 yards, 0 TD, Long 17
Eers:	Eric Boykin, 11-26-0, 126 yards, 0 TD, Long 20

RUSHING

Terps:	Allen Williams, 23-163, 1 TD, Long 31
	Brian Cummings, 3-29, 1 TD, Long 26
Eers:	Robert Walker, 17-123, 0 TD, Long 33
	Eric Boykin, 14-42, 0 TD, Long 15

RECEIVING

Terps:	Geroy Simon, 11-129, 1 TD, Long 20
	Jermaine Lewis, 5-62, 0 TD, Long 20
	Russ Weaver, 3-32, 0 TD, Long 17
Eers:	Lovett Purnell, 4-43, 0 TD, Long 14
	Tony Minneyfield, 3-29, 0 TD, Long 14

PUNTING

Terps:	Scott Milanovich, 6-256, 42.7 avg, Long 50
Eers:	Todd Sauerbrun, 7-380, 54.3 avg, Long 67

FIELD GOALS

Terps:	Joe O'Donnell, 1-1, Long 29
Eers:	Bryan Baumann, 2-2, Long 34


RETURNS

Terps:	Jermaine Lewis, 4-36, 0 TD, Long 17 (punt returns)
Eers:	Rashaan Vanterpool, 2-83, 0 TD, Long 48 (kickoff returns)

Attendance: 62,852

Weather: 75 degrees, winds from the south at 12 mph, overcast

September 24, 1994 Maryland 31, Wake Forest 7 Byrd Stadium College Park, Md.



Wake Forest	0	7	0	0	-	7
Maryland	14	3	7	7	-	31

UM	1st	10:11	Jermaine Lewis 18 yard pass from Kevin Foley Joe O'Donnell PAT
UM	1st	0:34	Jermaine Lewis 38 yard pass from Kevin Foley Joe O'Donnell PAT
UM	2nd	12:15	Joe O'Donnell 24 yard field goal
WF	2nd	6:13	Adam Dolder 7 yard pass from Rusty LaRue Bill Hollows PAT
UM	3rd	6:23	Mancel Johnson 9 yard pass from Scott Milanovich Joe O'Donnell PAT
UM	4th	10:22	Buddy Rodgers 1 yard run Joe O'Donnell PAT

STARTERS

Offense		Defense	
WR	Jermaine Lewis	OLB	Jamal Webster
LT	Steve Ingram	T	Jamie Bragg
LG	Jade Dubis	NG	Pat Ward
C	Erik Greenstein	E	Al Wallace
RG	David Hack	OLB	Mike Settles
RT	Mark Motley	ILB	Erck Wood
SR	Geroy Simon	ILB	Ratcliff Thomas
WR	Mancel Johnson	LC	Andreal Johnson
SR	Russ Weaver	RC	Raphael Wall
SUB	Allen Williams	SS	Angel Guerra
OB	Kevin Foley	FS	Wade Inge

Maryland Defense

Ratcliff Thomas	9 IH	2 AT	11 TT	
Mike Settles	6 IH	2 AT	8 TT	1 TFL (-1 yd.)
Lamont Gore	3 IH	3 AT	6 TT	
Jenmaine Stewart	1 IH	5 AT	6 TT	1 PBU
Al Wallace	4 IH	1 AT	5 TT	1 TFL (-1 yd.)

Team Statistics

	Maryland	Wake Forest
First Downs	21	15
Rushing	9	5
Passing	12	9
Penalty	0	1
Rushing Attempts	37	39
Yards Gained Rushing	145	147
Yards Lost Rushing	30	18
Net yards Rushing	115	129
Net Yards Passing	270	180
Passes Attempted	30	34
Passes Completed	22	19
Passes Had Intercepted	2	1
Total Offensive Plays	67	73
Total Net Yards	385	309
Average Gain Per Play	5.7	4.2
Return Yards	39	15
Fumbles: Number/Lost	2/0	5/3
Penalties: Number/Yards	7/55	7/44
Interceptions: Numbers/Yards	1/9	2/11
Number of Punts/Yards	6/225	6/256
Average Per Punt	37.5	42.7
Punt Returns: Number/Yards	5/30	1/4
Kickoff Returns: Number/Yards	1/19	2/40
Possession Time	31:35	28:25
Sacks by/Yards	1/2	2/12
Third Down Conversions	6/13	9/20
Fourth Down Conversions	0/0	0/1

Individual Statistics

PASSING

Terps: Kevin Foley, 12-18-1, 149 yards, 2TD, Long 38
Scott Milanovich, 10-12-1, 121 yards, 1 TD, Long 36

Deacons: Rusty LaRue, 16-24-1, 138 yards, 1 TD, Long 19
Brian Kuklick, 3-10-0, 42 yards, 0 TD, Long 21

RUSHING

Terps: Allen Williams, 14-66, 0 TD, Long 13
Brian Underwood, 3-20, 0 TD, Long 10

Deacons: Sherron Gudger, 18-60, 0 TD, Long 8
Stacie Gresham, 7-49, 0 TD, Long 44

RECEIVING

Terps: Geroy Simon, 7-77, 0 TD, Long 24
Jermaine Lewis, 3-76, 2 TD, Long 38
Mancel Johnson, 7-75, 1 TD, Long 36

Deacons: Roger Pettus, 5-41, 0 TD, Long 11
Adam Dolder, 4-40, 1 TD, Long 19

PUNTING

Terps: Scott Milanovich, 6-225, 37.5 avg., Long 50

Deacons: Mike Strazzeri, 6-256, 42.7 avg., Long 54

FIELD GOALS

Terps: Joe O'Donnell, 1-1, Long 24

Deacons: None

RETURNS

Terps: Jermaine Lewis, 2-20, Long 18 (punt returns)
Jermaine Lewis, 1-19, Long 19 (kickoff returns)
Wade Inge, 1-6, Long 6 (interception returns)

Deacons: Sherron Gudger, 2-40, Long 25 (kickoff returns)
Brent Morehead, 2-11, Long 11 (interception returns)


Attendance: 24,787

Weather: 70 degrees, Winds South/Southwest at 3 mph, partly sunny

TERPLAYBACK 1994 CLEMSON

October 1, 1994

Clemson 13, Maryland 0
Clemson Memorial Stadium
Clemson, S.C.



Maryland	0	0	0	0	0
Clemson	7	3	3	0	13

CU	1st	9:34	Raymond Priester 9 yard rush Nelson Welch PAT
CU	2	1:45	Nelson Welch 44 yard field goal
CU	3	2:31	Nelson Welch 29 yard field goal

STARTERS

Offense		Defense	
WR	Walt Williams	E	Eric Hicks
LT	Steve Ingram	T	Jamie Bragg
LG	Jade Dubis	T	Pat Ward
C	Erik Greenstem	E	Al Wallace
RG	Dave Hack	OLB	Mike Settles
RT	Mark Motley	ILB	Tom Brown
WR	Mancel Johnson	ILB	Mike Thomas
SR	Erik Henry	LC	Andreal Johnson
SR	Geroy Simon	RC	Raphael Wall
SUB	Allen Williams	SS	Angel Guerra
OB	Kevin Foley	FS	Wade Inge

Maryland Defense

Tim Brown	9 IH	5 AT	14 TT	1 INT
Ratcliff Thomas	7 IH	5 AT	12 TT	
Mike Settles	6 IH	4 AT	10 TT	
Andreal Johnson	4 IH	3AT	7 TT	
Jermaine Stewart	4 IH	3 AT	7 TT	

Team Statistics

	Maryland	Clemson
First Downs	16	19
Rushing	7	15
Passing	8	3
Penalty	1	1
Rushing Attempts	19	65
Yards Gained Rushing	58	306
Yards Lost Rushing	37	12
Net yards Rushing	21	294
Net Yards Passing	208	53
Passes Attempted	41	10
Passes Completed	24	6
Passes Had Intercepted	3	1
Total Offensive Plays	60	75
Total Net Yards	229	347
Average Gain Per Play	3.8	4.6
Return Yards	2/4	5/84
Fumbles: Number/Lost	1/1	1/0
Penalties: Number/Yards	5/31	7/54
Interceptions: Numbers/Yards	1/0	3/61
Number of Punts/Yards	7/343	6/222
Average Per Punt	49.0	37.0
Punt Returns: Number/Yards	1/4	2/23
Kickoff Returns: Number/Yards	2/48	1/30
Possession Time	24:23	35:37
Sacks by/Yards	1/2	4/29
Third Down Conversions	1/12	7/18
Fourth Down Conversions		

Individual Statistics

PASSING

Terps:	Kevin Foley, 15-27-2, 137 yards, 0 TD, Long 27 Scott Milanovich, 9-14-1, 71 yards, 0 TD, Long 16
Tigers:	Louis Solomon, 6-10-1, 53 yards, 0 TD, Long 17

RUSHING

Terps:	Allen Williams, 9-21, 0 TD, Long 11 Brian Underwood, 2-11, 0 TD, Long 11
Tigers:	Antwuan Wyatt, 24-134, 0 TD, Long 21 Louis Solomon, 17-64, 0 TD, Long 14

RECEIVING

Terps:	Geroy Simon, 6-55, 0 TD, Long 17 Mancel Johnson, 6-53, 0 TD, Long 16 Walt Williams, 5-49, 0 TD, Long 27
Tigers:	Antwuan Wyatt, 3-24, 0 TD, Long 12 Marcus Hinton, 1-17, 0 TD, Long 17

PUNTING

Terps:	Scott Milanovich, 7-343, 49.0 avg, Long 61
Tigers:	Nelson Welch, 6-222, 37.0 avg, Long 50

FIELD GOALS

Terps:	None
Tigers:	Nelson Welch, 2-3, Long 44


RETURNS

Terps:	Brian Underwood, 1-25, Long 25 (kickoff returns) Jermaine Stewart, 1-23, Long 23 (kickoff returns)
Tigers:	Dexter McCleon, 2-23, Long 14 (punt returns) Andre Humphrey, 1-30, Long 30 (kickoff returns) Peter Ford, 1-41, Long 41 (interception returns)

Attendance: 68,000

Weather: 76 degrees, sunny, winds from the southeast at 7 miles per hour

October 15, 1994 North Carolina 41, Maryland 17
Kenan Memorial Stadium
Chapel Hill, North Carolina



Maryland	10	0	7	0	- 17
North Carolina	14	10	3	14	- 41

DU	1st	9:09	John Farquhar 17 yard pass from Spence Fischer
UM	1st	10:11	Brian Underwood 2 yard run Joe O'Donnell PAT
UNC	1st	7:07	Malcolm Marshall 1 yard run Tripp Pignetti PAT
UNC	1st	3:11	Marcus Wall 39 yard pass from Jason Stanicek Tripp Pignetti PAT
UM	1st	0:23	Joe O'Donnell 22 yard field goal
UNC	2nd	12:47	Tripp Pignetti 21 yard field goal
UNC	2nd	5:10	Jason Stanicek 2 yard run Tripp Pignetti PAT
UNC	3rd	8:24	Tripp Pignetti 29 yard field goal
UM	3rd	1:22	Brian Cummings 1 yard run Joe O'Donnell PAT
UNC	4th	11:50	Curtis Johnson 1 yard run Tripp Pignetti PAT
UNC	4th	4:16	Leon Johnson 1 yard run Tripp Pignetti PAT

STARTERS

Offense		Defense	
WR	Walt Williams	OLB	Eric Hicks
LT	Steve Ingram	T	Aaron Henne
LG	Jade Dubis	NG	Pat Ward
C	Erik Greenstein	E	Al Wallace
RG	David Hack	OLB	Mike Settles
RT	Mark Motley	ILB	Ratcliff Thomas
SR	Geroy Simon	ILB	Tim Brown
WR	Mancel Johnson	LC	Andreal Johnson
SR	Russ Weaver	RC	Raphael Wall
SUB	Allen Williams	SS	Angel Guerra
QB	Scott Milanovich	FS	Wade Inge

Team Statistics

	Maryland	North Carolina
First Downs	21	23
Rushing	12	17
Passing	9	6
Penalty	0	0
Rushing Attempts	42	58
Yards Gained Rushing	200	344
Yards Lost Rushing	20	9
Net yards Rushing	180	335
Net Yards Passing	169	105
Passes Attempted	33	11
Passes Completed	22	6
Passes Had Intercepted	0	0
Total Offensive Plays	75	69
Total Net Yards	349	440
Average Gain Per Play	4.7	6.4
Return Yards		
Fumbles: Number/Lost	1/0	1/0
Penalties: Number/Yards	4/16	2/14
Interceptions: Numbers/Yards	0/0	0/0
Number of Punts/Yards	2/87	0
Average Per Punt	43.5	0.0
Punt Returns: Number/Yards	0/0	1/4
Kickoff Returns: Number/Yards	7/136	3/120
Possession Time	30:16	29:44
Sacks by/Yards	2/8	3/14
Third Down Conversions	7/15	10/12
Fourth Down Conversions		

Individual Statistics

PASSING

Terps: Scott Milanovich, 22-33-0, 169 yards, 0 TD, Long 17
Heels: Jason Stanicek, 6-11-0, 105 yards, 1 TD, Long 39

RUSHING

Terps: Allen Williams, 13-60, 0 TD, Long 12
 Brian Underwood, 9-52, 1 TD, Long 34
Heels: Curtis Johnson, 15-94, 1 TD, Long 16
 Leon Johnson, 13-90, 1 TD, Long 30

RECEIVING

Terps: Geroy Simon, 6-60, 0 TD, Long 17
 Allen Williams, 6-51, 0 TD, Long 12
Heels: Marcus Wall, 2-47, 1 TD, Long 39
 Darrin Ashford, 3-42, 0 TD, Long 16

PUNTING

Terps: Scott Milanovich, 2-87, 43.3 avg, Long 47
Heels: None

FIELD GOALS

Terps: Joe O'Donnell, 1-2, Long 22
Heels: Tripp Pignetti, 2-2, Long 41

RETURNS


Terps: Brian Underwood, 5-88, Long 33 (kickoff returns)
 Jermaine Stewart, 2-48, Long 30 (kickoff returns)
Heels: Marcus Wall, 3-120, Long 65 (kickoff returns)
 Octavus Barnes, 1-4, Long 4 (punt returns)

Attendance: 48,500

Weather: 63 degrees, winds from the North at 15 miles per hour, mostly sunny.

TERPLAYBACK 1994 GEORGIA TECH

October 22, 1994 Maryland 42, Georgia Tech 27
Byrd Stadium
College Park, Md.



Georgia Tech	3	3	8	13	-	27
Maryland	0	14	7	21	-	42

GT	1st	10:01	Chris Leone 19 yard field goal
UM	2nd	13:19	Buddy Rodgers 4 yard run Joe O'Donnell PAT
UM	2nd	7:29	Jermaine Lewis 9 yard pass from Scott Milanovich Joe O'Donnell PAT
GT	2nd	0:57	Chris Leone 22 yard field goal
GT	3rd	6:51	Jason Bender 7 yard pass from Tommy Luginbill Donnie Davis PAT reception from Luginbill
UM	3rd	2:46	Russ Weaver 25 yard pass from Scott Milanovich Joe O'Donnell PAT
UM	4th	11:59	Brian Cummings 1 yard run Joe O'Donnell PAT
UM	4th	9:54	Allen Williams 10 yard pass from Scott Milanovich Joe O'Donnell PAT
GT	4th	9:33	C.J. Williams 80 yard pass from Graham Stroman Chris Leone PAT
UM	4th	3:19	Jermaine Lewis 60 yard pass from Scott Milanovich Joe O'Donnell PAT
GT	4th	1:07	Charlie Simmons 7 yard pass from Graham Stroman Conversion Pass failed

STARTERS

Offense		Defense	
WR	Jermaine Lewis	OLB	Eric Hicks
LT	Steve Ingram	T	Aaron Henne
LG	Jade Dubis	NG	Pat Ward
C	Erik Greenstein	E	Al Wallace
RG	David Hack	OLB	Mike Settles
RT	Mark Motley	ILB	Tim Brown
SR	Geroy Simon	ILB	Ratcliff Thomas
WR	Mancel Johnson	LC	Andre Johnson
SR	Russ Weaver	RC	Raphael Wall
SUB	Allen Williams	SS	Jermaine Stewart
QB	Scott Milanovich	FS	Wade Inge

Maryland Defense

Mike Settles	9 IH	2 AT	11 TT	1 TFL (-2 yds.)
Lamont Gore	7 IH	2 AT	9 TT	1 TFL (-4 yds.)
Andre Johnson	6 IH	2 AT	8 TT	1 PBU
Wade Inge	6 IH	1 AT	7 TT	
Ratcliff Thomas	2 IH	4 AT	6 TT	

Team Statistics

	Maryland	Georgia Tech
First Downs	25	27
Rushing	10	9
Passing	14	16
Penalty	1	2
Rushing Attempts	39	42
Yards Gained Rushing	184	171
Yards Lost Rushing	16	9
Net yards Rushing	168	162
Net Yards Passing	302	346
Passes Attempted	31	50
Passes Completed	22	27
Passes Had Intercepted	0	3
Total Offensive Plays	70	92
Total Net Yards	470	509
Average Gain Per Play	6.7	5.5
Return Yards	108	93
Fumbles: Number/Lost	5/3	1/0
Penalties: Number/Yards	7/52	5/44
Interceptions: Numbers/Yards	3/61	0/0
Number of Punts/Yards	3/122	2/83
Average Per Punt	40.7	41.5
Punt Returns: Number/Yards	2/25	1/19
Kickoff Returns: Number/Yards	5/83	5/74
Possession Time	26:49	33:11
Sacks by/Yards	0/0	1/8
Third Down Conversions	8/12	7/18
Fourth Down Conversions		

Individual Statistics

PASSING

Terps:	Scott Milanovich, 22-31-0, 302 yards, 4 TD, Long 60
Tech:	Tommy Luginbill, 14-27-1, 165 yards, 1 TD, Long 41 Graham Stroman, 13-23-2, 181 yards, 2 TD, Long 80

RUSHING

Terps:	Allen Williams, 20-103, 0 TD, Long 14 Brian Underwood, 11-57, 0 TD, Long 11
Tech:	C.J. Williams, 22-80, 0 TD, Long 11 Jimmy Lincoln, 17-57, 0 TD, Long 11

RECEIVING

Terps:	Jermaine Lewis, 5-109, 2 TD, Long 60 Geroy Simon, 8-86, 0 TD, Long 33 Russ Weaver, 3-52, 1 TD, Long 25
Tech:	C. J. Williams, 4-98, 1 TD, Long 80 Charlie Simmons, 7-76, 1 TD, Long 16

PUNTING

Terps:	Scott Milanovich, 3-122, 40.7 avg, Long 50
Tech:	Jason Bender, 2-83, 41.5 avg, Long 45

FIELD GOALS

Terps:	None
Tech:	Chris Leone, 2-3, Long 22

RETURNS


Terps:	Andre Johnson, 2-25, Long 14 (punt returns) Andre Johnson, 1-39, Long 39 (interception returns) Jermaine Stewart, 3-53, Long 20 (kickoff returns)
Tech:	Lethon Flowers, 1-19, Long 19 (punt returns) Lethon Flowers, 5-74, Long 18 (kickoff returns)

Attendance: 30,429

Weather: 68 Degrees, Winds from the Southeast at 7 miles per hour, partly cloudy

October 29, 1994

Maryland 38, Tulane 10
Byrd Stadium
College Park, Md



Tulane	0	3	0	7	- 10
Maryland	7	14	10	7	- 38

UM	1st	6:11	Buddy Rodgers 3 yard run Joe O'Donnell PAT
T	2nd	12:05	Bart Baldwin 31 yard field goal
UM	2nd	10:23	Brian Underwood 23 yard pass from Scott Milanovich Joe O'Donnell PAT
UM	2nd	4:26	Jermaine Lewis 35 yard pass from Scott Milanovich Joe O'Donnell PAT
UM	3rd	13:26	Ratcliff Thomas 7 yard fumble recovery return Joe O'Donnell PAT
UM	3rd	5:47	Joe O'Donnell 33 yard field goal
UM	4th	11:12	Russ Weaver 6 yard pass from Scott Milanovich Joe O'Donnell PAT
T	4th	0:39	Derrick Franklin 2 yard pass from Jonathon Ounn Bart Baldwin PAT

STARTERS

Offense		Defense	
WR	Jermaine Lewis	OLB	Eric Hicks
LT	Steve Ingram	T	Jamie Bragg
LG	Jade Dubis	NG	Pat Ward
C	Erk Greenstein	E	Al Wallace
RG	David Hack	OLB	Mike Settles
RT	Mark Motley	ILB	Tim Brown
SR	Geroy Simon	ILB	Ratcliff Thomas
WR	Mancel Johnson	LC	Andre Johnson
SR	Russ Weaver	RC	Raphael Wall
SUB	Allen Williams	SS	Jermaine Stewart
OB	Scott Milanovich	FS	Wade Inge

Maryland Defense

Erck Wood	6 IH	3 AT	9 TT	1 PBU
Ratcliff Thomas	2 IH	6 AT	8 TT	1 FR, 1 INT
Gene Gray	3 IH	4 AT	7 TT	
Mike Settles	6 IH	1 AT	7 TT	
Angel Guerra	2 IH	3 AT	5 TT	

Team Statistics

	Maryland	Tulane
First Downs	25	17
Rushing	9	6
Passing	15	10
Penalty	1	1
Rushing Attempts	27	30
Yards Gained Rushing	188	118
Yards Lost Rushing	28	42
Net yards Rushing	160	76
Net Yards Passing	331	260
Passes Attempted	40	37
Passes Completed	30	23
Passes Had Intercepted	0	2
Total Offensive Plays	67	67
Total Net Yards	491	336
Average Gain Per Play	7.3	5.0
Return Yards	43	4
Fumbles: Number/Lost	2/1	1/1
Penalties: Number/Yards	10/84	5/39
Interceptions: Numbers/Yards	2/22	0/0
Number of Punts/Yards	4/146	3/128
Average Per Punt	36.5	42.7
Punt Returns: Number/Yards	3/21	1/4
Kickoff Returns: Number/Yards	3/64	1/46
Possession Time	30:50	29:10
Sacks by/Yards	3/17	5/38
Thrd Down Conversions	6/12	5/15
Fourth Down Conversions	0/1	1/3

Individual Statistics

PASSING

Terps:	Scott Milanovich, 25-35-0, 291 yards, 3 TD, Long 35 Kevin Foley, 5-5-0, 40 yards, 0 TD, Long 12
Tulane:	Tracey Watts, 10-19-1, 110 yards, 0 TD, Long 39 Jonathan Ounn, 13-18-1, 150 yards, 1 TD, Long 48

RUSHING

Terps:	Allen Williams, 8-100, 0 TD, Long 23 Buddy Rodgers, 3-39, 1 TD, Long 35
Tulane:	Jerald Sowell, 7-48, 0 TD, Long 37 Kevin Tingley, 5-13, 0 TD, Long 6

RECEIVING

Terps:	Jermaine Lewis, 7-108, 1 TD, Long 35 Geroy Simon, 6-61, 0 TD, Long 24 Mancel Johnson, 4-56, 0 TD, Long 19
Tulane:	Derrick Franklin, 5-73, 1 TD, Long 48 Keino Turner, 6-51, 0 TD, Long 19

PUNTING

Terps:	Scott Milanovich, 4-146, 36.5 avg., Long 49
Tulane:	Danny Lasseigne, 3-128, 42.7 avg., Long 49

FIELD GOALS

Terps:	Joe O'Donnell, 1-1, Long 33
Tulane:	Bart Baldwin, 1-2, Long 31

RETURNS


Terps:	Andre Johnson, 3-21, Long 10 (punt returns) Jermaine Stewart, 2-64, Long 42 (kickoff returns) Wade Inge, 1-22, Long 22 (interception returns)
Tulane:	Jeff Liggon, 1-46, Long 46 (kickoff returns) Derrick Franklin, 1-4, Long 4 (punt returns)

Attendance: 24,456

Weather 63 degrees, Winds from the Southwest at 9 miles per hour, sunny

TERPLAYBACK 1994 N.C. STATE

November 5, 1994 N.C. State 47, Maryland 45
Byrd Stadium
College Park, Md.



N.C. State	3	18	14	12	-	47
Maryland	7	14	17	7	-	45

NCSU 1st	9:22	Steve Videtich 36 yard field goal
UM 1st	3:25	Jermame Lewis 5 yard pass from Scott Milanovich Joe O'Donnell PAT
NCSU 2nd	14:50	Steve Videtich 31 yard field goal
NCSU 2nd	6:11	Terry Harvey 7 yard run Dallas Dickerson conversion pass from Terry Harvey
UM 2nd	4:02	Mancel Johnson 14 yard pass from Scott Milanovich Joe O'Donnell PAT
NCSU 2nd	0:42	Carlos King 1 yard run Steve Videtich PAT
UM 2nd	0:06	Jermaine Lewis 27 yard pass from Scott Milanovich Joe O'Donnell PAT
UM 3rd	14:44	Geroy Simon 94 yard kickoff return Joe O'Donnell PAT
NCSU 3rd	10:30	Carlos King 2 yard run Steve Videtich PAT
UM 3rd	5:16	Joe O'Donnell 34 yard field goal
NCSU 3rd	5:03	Alvis Whitted 97 yard kickoff return Steve Videtich PAT
UM 3rd	2:48	Geroy Simon 5 yard pass from Scott Milanovich Joe O'Donnell PAT
NCSU 4th	14:20	Steve Videtich 22 yard field goal
NCSU 4th	8:10	Carlos King 1 yard run Steve Videtich PAT Failed
UM 4th	2:19	Mancel Johnson 12 yard pass from Scott Milanovich Joe O'Donnell PAT
NCSU 4th	0:06	Steve Videtich 35 yard field goal

STARTERS

Offense		Defense	
WR	Jermaine Lewis	OLB	Tim Fosque
LT	Steve Ingram	T	Jamie Bragg
LG	Jade Dubis	NG	Pat Ward
C	Erik Greenstein	E	Al Wallace
RG	David Hack	OLB	Mike Settles
RT	Mark Motley	ILB	Erick Wood
SR	Geroy Simon	ILB	Ratcliff Thomas
WR	Mancel Johnson	LC	Andre Johnson
SR	Russ Weaver	RC	Raphael Wall
SUB	Allen Williams	SS	Jermaine Stewart
QB	Scott Milanovich	FS	Wade Inge

Maryland Defense

Andre Johnson	11 IH	3 AT	14 TT	1 TFL (- 1 yd.)
Ratcliff Thomas	7 IH	6 AT	13 TT	
Mike Settles	4 IH	8 AT	12 TT	
Jermaine Stewart	4 IH	8 AT	12 TT	
Eick Wood	4 IH	6 AT	10 TT	

Team Statistics	Maryland	N.C. State
First Downs	29	33
Rushing	8	21
Passing	20	10
Penalty	1	2
Rushing Attempts	28	57
Yards Gained Rushing	153	332
Yards Lost Rushing	15	5
Net yards Rushing	138	327
Net Yards Passing	33	233
Passes Attempted	38	21
Passes Completed	0	17
Passes Had Intercepted	0	0
Total Offensive Plays	65	78
Total Net Yards	470	560
Average Gain Per Play	7.2	7.2
Return Yards	0	2
Fumbles: Number/Lost	1/0	2/0
Penalties: Number/Yards	6/51	5/41
Interceptions: Numbers/Yards	0/0	0/0
Number of Paunts/Yards	2/81	0/0
Average Per Punt	40.5	0.0
Punt Returns: Number/Yards	0/0	1/2
Kickoff Returns: Number/Yards	9/203	5/173
Possession Time	29:50	30:10
Sacks by/Yards	0/0	1/9
Third Down Conversions	4/9	7/11
Fourth Down Conversions	2/2	1/1

Individual Statistics

PASSING

Terps: Scott Milanovich, 33-38-0, 341 yards, 5 TD, Long 35
State: Terry Harvey, 17-21-0, 233 yards, 0 TD, Long 50

RUSHING

Terps: Allen Williams, 15-88, 0 TD, Long 19
 Geory Simon, 6-28, 0 TD, Long 14
State: Tremayne Stephens, 24-131, 0 TD, Long 20
 Rod Brown, 15-125, 0 TD, Long 23

RECEIVING

Terps: Jermaine Lewis, 8-100, 2 TD, Long 27
 Allen Williams, 10-75, 0 TD, Long 31
State: Eddie Goines, 7-94, 0 TD, Long 50
 Brian Fitzgerald, 3-44, 0 TD, Long 30

PUNTING

Terps: Scott Milanovich, 2-81, 40.5 avg, Long 53
State: None

FIELD GOALS

Terps: Joe O'Donnell, 1-1, Long 34
State: Steve Videtich, 4-4, Long 36


RETURNS

Terps: Jermaine Stewart, 6-94, Long 46 (kickoff returns)
 Geroy Simon, 1-94, 1 TD, Long 94 (kickoff returns)
State: Alvis Witted, 4-155, 1 TD, Long 97 (kickoff returns)
 Carlos King, 1-18, Long 18 (kickoff returns)

Attendance: 27, 126

Weather: 71 degrees, winds from the south at 10 miles per hour, partly cloudy

November 12, 1994 Virginia 46, Maryland 21
Scott Stadium
Charlottesville, Va.



Maryland 7 7 0 7 - 21
 Virginia 3 8 21 14 - 46

UM 1st 6:18 Jermaine Lewis 18 yard pass from Scott Milanovich
 Joe O'Donnell PAT
 Uva 1st 1:38 Rafael Garcia 35 yard field goal
 UM 2nd 10:04 Geroy Simon 43 yard pass from Scott Milanovich
 Joe O'Donnell PAT
 Uva 2nd 0:02 Kevin Brooks 1 yard run
 Tyrone Davis conversion reception from Mike Groh
 Uva 3rd 11:48 Charles Way 11 yard rush
 Rafael Garcia PAT
 Uva 3rd 6:42 Charles Way 13 yard rush
 Rafael Garcia PAT
 Uva 3rd 1:46 Kevin Brooks 15 yard run
 Rafael Garcia PAT
 Uva 3rd 9:22 Joe Crocker 38 yard interception return
 Rafael Garcia PAT
 UM 4th 4:20 Russ Weaver 10 yard pass from Scott Milanovich
 Joe O'Donnell PAT
 Uva 4th 4:12 Joe Corcker 46 yard kickoff return
 Rafael Garcia PAT

STARTERS

Offense		Defense	
WR	Jermaine Lewis	OLB	Tim Fosque
LT	Steve Ingram	T	Jamie Bragg
LG	Jade Dubis	NG	Pat Ward
C	Erik Greenstein	E	Al Wallace
RG	David Hack	OLB	Mike Settles
RT	Mark Motley	ILB	Erick Wood
SR	Geroy Simon	ILB	Ratcliff Thomas
WR	Mancel Johnson	LC	Andrean Johnson
SR	Russ Weaver	RC	Raphael Wall
SUB	Allen Williams	SS	Jermaine Stewart
QB	Scott Milanovich	FS	Wade Inge

Maryland Defense

Ratcliff Thomas	12 IH	4 AT	16 TT	2 TFL (-3 yds)
Angel Guerra	8 IH	4 AT	12 TT	
Erick Wood	4 IH	6 AT	10 TT	
Aaron Henne	5 IH	4 AT	9 TT	
Mike Settles	4 IH	5 AT	9 TT	

Team Statistics

	Maryland	Virginia
First Downs	19	19
Rushing	3	12
Passing	15	5
Penalty	1	2
Rushing Attempts	21	44
Yards Gained Rushing	37	201
Yards Lost Rushing	71	3
Net yards Rushing	(-34)	198
Net Yards Passing	351	123
Passes Attempted	51	21
Passes Completed	32	12
Passes Had Intercepted	3	1
Total Offensive Plays	72	65
Total Net Yards	317	321
Average Gain Per Play	4.4	4.9
Return Yards		
Fumbles: Number/Lost	2/1	0/0
Penalties: Number/Yards	6/80	8/50
Interceptions: Numbers/Yards	1/18	3/47
Number of Punts/Yards	5/176	4/139
Average Per Punt	35.2	34.8
Punt Returns: Number/Yards	0/0	3/43
Kickoff Returns: Number/Yards	7/101	4/94
Possession Time	30:03	29:57
Sacks by/Yards	0/0	4/38
Thrd Down Conversions	7/14	7/15
Fourth Down Conversions		

Individual Statistics

PASSING

Terps: Scott Milanovich, 32-51-3, 351 yards, 3 TD, Long 49
Cavaliers: Mike Groh, 12-21-1, 123 yards, 0 TD, Long 20

RUSHING

Terps: Allen Williams, 7-10, 0 TD, Long 6
Cavaliers: Kevin Brooks, 21-96, 2 TD, Long 17
 Charles Way, 14-57, 2 TD, Long 13

RECEIVING

Terps: Jermaine Lewis, 6-135, 1 TD, Long 49
 Geroy Simon, 7-97, 1 TD, Long 43
Cavaliers: Bobby Neely, 3-36, 0 TD, Long 15
 Tyrone Davis, 1-20, 0 TD, Long 20

PUNTING

Terps: Scott Milanovich, 4-176, 44.0 avg., Long 56
Cavaliers: Will Brice, 4-139, 34.8 avg., Long 49

FIELD GOALS

Terps: None
Cavaliers: Rafael Garcia, 1-2, Long 35

RETURNS


Terps: Jermaine Stewart, 5-91, Long 35 (kickoff returns)
 Lamont Gore, 1-18, Long 18 (interception returns)
Cavaliers: Tiki Barber, 2-25, Long 16 (punt returns)
 Ronde Barber, 3-48, Long 19 (kickoff returns)
 Joe Crocker, 1-46, 1 TD, Long 46 (kickoff returns)

Attendance: 40,900

Weather: 56 degrees, winds from the southwest at 5 miles per hour, sunny

TERPLAYBACK 1994 SYRACUSE

November 19, 1994 Syracuse 21, Maryland 16
Carrier Dome
Syracuse, New York



Maryland	0	3	7	6	- 16
Syracuse	7	14	0	0	- 21

S	1st	7:14	Marvin Harrison 17 yard pass from Kevin Mason Olindo Mare PAT
S	2nd	14:49	Edmond Robinson 24 yard run Olindo Mare PAT
S	2nd	9:18	Kirby Dar Dar 2 yard run Olindo Mare PAT
UM	2nd	2:37	Joe O'Donnell 28 yard field goal
UM	3rd	11:33	Jermaine Lewis 24 yard pass from Scott Milanovich Joe O'Donnell PAT
UM	4th	7:19	Brian Cummings 2 yard run Conversion pass failed

STARTERS

Offense		Defense	
WR	Jermaine Lewis	OLB	Cornelius White
LT	Steve Ingram	T	Tim Fosque
LG	John Teter	NG	Pat Ward
C	Erik Greenstein	E	Al Wallace
RG	David Hack	OLB	Mike Settles
RT	Mark Motley	ILB	Erick Wood
SR	Geroy Simon	ILB	Ratcliff Thomas
WR	Mancel Johnson	LC	Andre Johnson
SR	Russ Weaver	RC	Raphael Wall
SUB	Allen Williams	SS	Jermaine Stewart
QB	Scott Milanovich	FS	Wade Inge

Maryland Defense

Ratcliff Thomas	5 IH	6 AT	11 TT	1 TFL (-3 yds)
Cornelius White	2 IH	8 AT	10 TT	1 TFL (-10 yds)
Mike Settles	6 IH	3 AT	9 TT	
Andre Johnson	5 IH	3 AT	8 TT	1 TFL (-4 yds)
Tim Fosque	3 IH	4 AT	7 TT	

Team Statistics	Maryland	Syracuse
First Downs	21	23
Rushing	5	18
Passing	15	3
Penalty	1	2
Rushing Attempts	24	42
Yards Gained Rushing	97	318
Yards Lost Rushing	16	23
Net yards Rushing	81	295
Net Yards Passing	284	69
Passes Attempted	49	10
Passes Completed	35	4
Passes Had Intercepted	2	1
Total Offensive Plays	73	52
Total Net Yards	365	364
Average Gain Per Play	5.0	7.0
Return Yards		
Fumbles: Number/Lost	1/0	1/1
Penalties: Number/Yards	7/80	4/42
Interceptions: Numbers/Yards	1/0	2/48
Number of Punts/Yards	3/131	2/83
Average Per Punt	43.6	41.5
Punt Returns: Number/Yards	1/9	0/0
Kickoff Returns: Number/Yards	1/10	4/89
Possession Time	31:44	28:16
Sacks by/Yards	1/11	2/12
Third Down Conversions	6/14	7/11
Fourth Down Conversions		

Individual Statistics

PASSING

Terps: Scott Milanovich, 35-49-2, 285 yards, 1 TD, Long 24
Orange: Kevin Mason, 4-10-1, 69 yards, 1 TD, Long 20

RUSHING

Terps: Allen Williams, 13-34, 0 TD, Long 8
 Brian Cummings, 3-26, 1 TD, Long 17
Orange: Kirby Dar Dar, 22-159, 1 TD, Long 33
 Malcolm Thomas, 15-59, 0 TD, Long 13

RECEIVING

Terps: Walt Williams, 11-84, 0 TD, Long 15
 Geroy Simon, 10-80, 0 TD, Long 13
 Jermaine Lewis, 5-69, 1 TD, Long 24
Orange: Marvin Harrison, 3-55, 1 TD, Long 20
 Will Walker, 1-14, 0 TD, Long 14

PUNTING

Terps: Scott Milanovich, 3-131, 43.6 avg., Long 57
Orange: Sean Reah, 2-83, 41.5 avg., Long 50

FIELD GOALS

Terps: Joe O'Donnell, 1-1, Long 28
Orange: Olindo Mare, 0-1

RETURNS

Terps: Jermaine Stewart, 1-10, Long 10 (kickoff returns)
 Jermaine Lewis, 1-9, Long 9 (punt returns)
Orange: Kirby Dar Dar, 2-46, Long 26 (kickoff returns)
 Jim Turner, 2-43, Long 27 (kickoff returns)

Attendance: 48,309

Weather: Come on - the game was played in the 'Dome

The Last Time In Terrapin History

KICKOFF RETURNED FOR A TOUCHDOWN - November 5, 1994. Flanker Geroy Simon returned a kickoff 94 yards for a touchdown in a 47-45 Terp loss to N.C. State in Byrd Stadium. It was the first kickoff returned for a touchdown by a Maryland player since the 1981 season.

KICKOFF RETURNED 100 YARDS FOR A TOUCHDOWN - Nov. 7, 1964. Kenny Ambrusko, who earned three varsity letters at Maryland, returned a kickoff 100 yards for a touchdown in a 27-22 Terrapin victory over the Midshipmen.

BLOCKED PUNT RETURNED FOR A TOUCHDOWN - Oct. 10, 1992. True freshmen Jermaine Lewis returned a blocked punt for a touchdown versus Georgia Tech. It was Lewis' first career touchdown and tied the game at seven in the first quarter. The Yellow Jackets won in Byrd Stadium, 28-26.

PUNT RETURNED FOR A TOUCHDOWN - Sept. 9, 1978. Lloyd Burruss returned a punt 47 yards for a touchdown in a 31-7 victory over Tulane in Byrd Stadium.

Interception Returned For a Touchdown - Oct. 28 1989. Mike Thomas intercepted a pass in the third quarter versus North Carolina and galloped 26 yards for a touchdown to put the Terps up 21-0. Maryland won the game 38-0, its largest winning margin in seven seasons.

FUMBLE RETURNED FOR A TOUCHDOWN - Oct. 29, 1994. Linebacker Ratchiff Thomas returned a fumble seven yards for a touchdown versus Tulane in Byrd Stadium. The touchdown and ensuing extra point gave Maryland a 28-3 third quarter lead. The Terps won that homecoming game, 38-10.

RECORDED A SAFETY - Oct. 10, 1992. Defensive lineman Sharrod Mack sacked Georgia Tech quarterback Shawn Jones causing Jones to fumble the ball in the end zone. Michael Cheever recovered the ball in the end zone for Tech, which was then ruled a safety for Maryland. Georgia Tech won the game 28-26.

RECOVERED TWO FUMBLES IN A GAME - Sept. 4, 1993. Orlando Strozier recovers fumbles on back to back Virginia possessions in the first quarter. Virginia won the game 43-29 at Byrd Stadium.

SHUTOUT AN OPPONENT - Oct. 28, 1989. Maryland blanked North Carolina 38-0, for the Terps largest winning margin since the 1983 season. The shutout win was the Terps largest since a 28-0 victory over West Virginia during the 1985

season. The Terp defense forced the Tar Heels into nine turnovers and only 219 total yards of offense.

FIVE TOUCHDOWNS IN A GAME - Nov. 7, 1950. Bob Shemonski scored five touchdowns in a 63-7 victory over Georgia Tech.

FOUR TOUCHDOWNS IN ONE GAME - Nov. 3, 1984. Rick Badanjek scored four times in the Terps' 34-23 victory over North Carolina at Kenan Stadium.

THREE TOUCHDOWNS IN ONE GAME - Sept. 18, 1993. Jermaine Lewis scored three times versus West Virginia. The first touchdown was on an 80-yard pass from Scott Milanovich at 6:41 in the first quarter. The second was on a 3-yard pass from Scott Milanovich at 2:14 in the second quarter. The third was a 35-yard pass again from Scott Milanovich with 7:49 left in the fourth quarter. West Virginia won the game 42-37.

TWO TOUCHDOWNS IN ONE GAME - Nov. 5, 1994. Wide receiver Jermaine Lewis scored two touchdowns versus N.C. State in Byrd Stadium. The first came on a five yard pass from quarterback Scott Milanovich in the first quarter and the second on a 27 yard pass from Milanovich in the second quarter. N.C. State won the game on a field goal with six seconds remaining in the game, 47-45.

MISSED POINT AFTER TOUCHDOWN - Sept. 3, 1994. Kicker Joe O'Donnell missed a point after during the third quarter of Maryland's season opener versus Duke at Wallace Wade Stadium in Durham. The Blue Devils won the game, 49-16.

FIELD GOAL OF 50 YARDS OR MORE - Oct. 26, 1991. Dan DeArmas connected on a 50 yard field goal on Homecoming Day 1991. The kick came at the end of the second quarter to put the Terps up 10-7. Duke mounted a 10 point second half come back to gain a 17-13 victory.

THREE FIELD GOALS IN ONE GAME - Sept. 16, 1989. Dan DeArmas kicked three field goals despite a driving rain storm during Maryland's 23-0 victory over Western Michigan.

FOUR FIELD GOALS IN ONE GAME - Oct. 16, 1985. Maryland got four field goals from Dan Plocki and defeated Wake Forest 26-3 at Grooves Stadium.

FIVE FIELD GOALS IN ONE GAME - Sept. 22, 1979. Dale Castro booted five field goals in a 35-14 victory over Mississippi in Byrd Stadium.

The Last Time In Terrapin Opponents' History

KICKOFF RETURNED FOR A TOUCHDOWN - November 12, 1994. Defensive back Joe Crocker of Virginia returned an on-sides kick 46 yards for a touchdown in the fourth quarter of the Cavaliers 46-21 victory over Maryland in Scott Stadium.

BLOCKED PUNT RETURNED FOR A TOUCHDOWN - Oct. 31, 1987. Norris Davis of North Carolina picked up a blocked punt and returned it 26 yards for a Tar Heel touchdown in a 27-14 win over the Terps.

PUNT RETURNED FOR A TOUCHDOWN - Nov. 15, 1991. Darnell Stephens raced 89 yards with a Dan DeArmas punt as Clemson defeated Maryland, 40-7, at Clemson's Memorial Stadium. DeArmas was punting from the Maryland 48 and kicked a 37 yard spiral that Stephens returned to cap Clemson's scoring for the day.

INTERCEPTION RETURNED FOR A TOUCHDOWN - Nov. 12, 1994. Virginia defensive back Joe Crocker intercepted a Scott Milanovich pass and returned it 38 yards for a touchdown. The touchdown put Virginia up 39-14. Virginia won the game in Scott Stadium, 46-21.

RECORDED A SAFETY AGAINST MARYLAND - Oct. 2, 1993 versus Penn State. The snap to Scott Milanovich in the end zone goes wide and Penn State records a safety.

SHUTOUT MARYLAND - Oct. 1, 1994. Maryland was shutout at Clemson 13-0.

THREE TOUCHDOWNS IN ONE GAME - Nov. 20, 1993. John Leach of Wake Forest scored three times. The first time on a 1 yard rush with 4:39 left in the first quarter. The second was on a 1 yard rush with 10:09 left in the half. The third touchdown was on a 23 yard rush with 10:12 left in the third quarter. Maryland went on to win the contest 33-32.

TWO TOUCHDOWNS IN ONE GAME - Nov. 12, 1994. A trio of Virginia players scored two touchdowns each as the Cavaliers defeated the Terps, 46-21. Running backs Kevin Brooks and Charles Way and defensive back Joe Crocker scored two touchdowns each as the Cavaliers won 46-21 in Charlottesville. Brooks scored on runs of 1 and 15 yards, Way on runs of 11 and 13 yards and Crocker on a 38 yard interception return and 46-

yard kickoff return.

MISSED POINT AFTER TOUCHDOWN - Nov. 5, 1994. N.C. State's Mike Videtich missed a point after touchdown in the fourth quarter of the Wolfpack's 47-45 victory over the Terps.

FIELD GOAL OF 50 OR MORE YARDS - Nov. 14, 1992. Nelson Welch of Clemson connected from 52 yards during a 52-23 Maryland victory at Bryd Stadium.

FIVE FIELD GOALS IN ONE GAME - Nov. 14, 1992. Clemson's Nelson Welch kicked a school record five field goals. Welch was successful from 22, 32, 32, 43, and 52 yards. Maryland won the game 53-23 at Byrd Stadium.

FOUR FIELD GOALS IN ONE GAME - Nov. 5, 1994. N.C. State's Steve Videtich was a perfect four-for on field goals as the Wolfpack defeated Maryland, 47-45. His fourth field goal with six seconds remaining in the game gave N.C. State the victory.

THREE FIELD GOALS IN ONE GAME - Nov. 13, 1993 versus North Carolina St. Steve Videtich hit from 21, 25, 44 yards as NCSU went on to win 44-21.

TWO FIELD GOALS IN ONE GAME - Oct. 22, 1994. Chns Leone of Georgia Tech kicked field goals of 19 and 22 yards in Byrd Stadium. The Terps defeated the Yellow Jackets, 42-27.



Mike Thomas is happy about his Carolina TD in 1989.


TERPLAYERS, LETTERWINNERS

"A"

Abbott, Robert 1971
 Abdur-Ra'oof, Azizuddin
 1984, '85, '86, '87
 Abrams, Richard 1994
 Absher, Dick 1964, '65, '66
 Adains, Chester 1908
 Adams, Donald 1925, '26, '27
 Adams, Ron 1963, '64
 Adams, Steve 1981
 Agent, Mark 1986, '87, '88, '89
 Aitcheson, Leither 1917
 Aitcheson, Whitney 1913, '14
 Albarano, Ralph 1937, '38, '39
 Albrecht, George 1952, '53, '54
 Albrittain, Lemuel 1902, '03
 Alderton, Gene 1955, '56, '57
 Alderton, John 1950, '51, '52
 Alexander, Richard 1941
 Alkire, John 1973, '74
 Alston, O'Brien 1984, '85, '86, '87
 Ambrusko, Ken 1962, '64, '65
 Amend, David 1984, '85, '86, '87
 Anderson, Mike 1985, '86, '87, '89
 Andorka, Bill 1934
 Andrews, Olin 1908, '09, '10
 Andrus, Robert 1946
 Annan, Nick 1992
 Arbutina, Matt 1963, '64, '65
 Aruzzi, Ernie 1961, '62, '63
 Arline, Kevin 1990, '91, '92
 Armsworthy, Frank 1950
 Arnold, Bob 1984, '85, '86, '87
 Askew, Lewis 1984, '85, '86
 Athey, Ronald 1955, '56
 Atkins, Steve 1975, '76, '77, '78
 Atkinson, Jess 1981, '82, '83, '84
 Augsburg, Pete 1948, '49, '50
 Aulisi, Ed 1980, '81, '82
 Aulisi, Joe 1980, '81, '82
 Austin, Gerald 1982
 Avellini, Bob 1972, '73, '74
 Axt, R. W. (Dutch) 1915, '16, '17

"B"

Bach, Billy 1966
 Badanjek, Rick 1982, '83, '84, '85
 Badgett, Marcus 1990, '91, '92
 Bafford, Harold 1925, '26, '27



Kevin Benson: '72, '73, '74, '75.

Baganoff, Larry 1963, '64, '65
 Baerl, Ralph 1953, '54
 Bailey, Caleb (Zeke) 1918, '19, '20, '21, '22
 Bailey, Joe 1984, '85
 Baker, Brian 1981, '82, '83
 Baker, Charles 1906
 Baker, Henry 1994
 Baker, Pat 1965, '66, '67
 Baldante, John 1978, '79
 Baldwin, Clarence 1981, '82, '83
 Banner, Murnis 1960, '61, '62
 Bannon, J. G. 1892, '93, '94
 Barbiasz, Chris 1979, '80
 Barkalow, Gerald 1945
 Barlund, Dick 1959, '60, '61
 Barnes, George 1941, '42, '45
 Barnes, Hank 1969, '70, '71
 Baroni, John 1947, '48
 Barritt, Ed 1952
 Bartlett, W. D. 1923
 Bates, Duane 1944
 Battaglia, Sam 1967
 Bauer, J. W. 1908
 Beamer, Francis 1938, '39
 Beardsley, Al 1956, '58
 Beasley, Mike, 1987, '88
 Beatty, Bill 1924, '25
 Becker, Ed 1958
 Bednar, Ray 1970, '71, '72
 Behbahani, Kambiz 1971
 Behr, Sam 1945, '47
 Behrmann, Joe 1957, '58
 Beightol, Lynn 1951, '53, '54, '55
 Bell, Fred 1896, '97
 Bell, Karl 1965
 Bell, Bobby 1976
 Benner, Willis 1932, '33
 Bennett, Gordon 1960
 Benson, Kevin 1972, '73, '74, '75
 Benson, Shawn 1982, '83
 Benson, Todd 1978, '79, '80
 Berger, Louis (Bosey) 1930, '31
 Bernardo, Ralph 1943
 Berry, Harold 1940, 41
 Bertha, Brandon 1991, '92
 Besley, Kirk 1922, '24, '25
 Betty, Dale 1958, '59, '60
 Betz, Theodore 1948, '49, '50
 Bielski, Dick 1952, '53, '54
 Bilancioni, Bert 1965
 Binder, Paul 1910
 Birkland, John 1934, '35, '36
 Bishop, Randolph 1944, '46
 Bissell, John 1945
 Bittner, Dick 1955
 Blackburn, Ray 1953, '54
 Blackstone, Wade 1894
 Blandford, James 1897, '98
 Bloomingdale, Alan 1973, '74
 Blount, Alvin 1983, '84, '85, '86
 Bobenko, Alex 1943
 Boehly, Bret 1987, '88, '89, '90
 Boeri, Walter 1951, '52
 Boinis, John 1962

Boinis, Pete 1958, '59, '60
 Bolton, Ed. 1949, '50
 Bonato, John 1986, '87
 Bond, Carl 1985
 Bonk, Harry 1945, '46, '47, '48
 Bonnet, Arthur 1924, '25
 Boothe, Dan 1942
 Boring, Les 1980, '81
 Bosley, John 1905
 Bosley, Lester 1918, '19, '20, '21
 Bovic, Charles 1902
 Bouscaren, William 1897
 Bowersox, Jack 1953, '54
 Bowland, Bill 1904, '05, '06
 Bowland, Jay 1911, '12, '13, '14
 Bowman, Charles 1967
 Boxold, Charles 1953, '54
 Boyda, John 1937, '38, '39
 Bozeman, Richard 1943
 Bracken, Lou 1967, '68
 Bradford, Jack 1987, '88, '89, '90
 Bradford, Robert 1949
 Bradley, J. A. 1898, '99
 Bradley, Madison 1992, '93
 Bradley, Walter 1933
 Bragg, Jame 1992, '93, '94
 Bramson, Bernardo 1964, '65, '66
 Brancato, Joe 1973, '74
 Brand, Robert 1937, '38
 Brandt, Marshall 1942
 Brannan, Tim 1970, '71, '72
 Branner, Cecil 1919, '20, '21, '22, '23
 Brant, Mike 1967, '68, '69
 Brant, Tim 1970, '71, '72
 Branthover, Lee 1970, '71
 Brasher, James 1947, '48, '49
 Bray, Leon 1986
 Brechiel, Jim 1973, '74, '75
 Breedlove, Rod 1957, '58, '59
 Brenner, John 1941, '42
 Bresnahan, Tom 1964
 Breunich, Tom 1952, '53
 Brewer, Edward B. (Untz) 1916, '20, '21
 Brewer, Mac 1922, '23
 Brkovich, Joe 1981, '82, '83
 Broglio, Paul 1947, '48
 Bromley, Walter 1922, '23, '24, '25
 Brougher, Don 1952, '53, '54
 Broumel, Tom 1960
 Brown, David 1900, '01, '02, '03
 Brown, Donald 1984, '85
 Brown, Gurnest 1979, '80, '81, '82
 Brown, Hugh 1991
 Brown, James (J. B.) 1985, '86, '87, '88
 Brown, Robert 1937, '38, '39
 Brown, Tim 1992, '93, '94
 Brown, Tom 1960, '61, '62
 Brubaker, Eric 1975
 Brunson, Wayne 1985, '86, '87, '88
 Bryan, Thomas 1901
 Bryant, William 1937
 Brzostowski, Art 1965, '66, '67
 Budkoff, Nick 1936, '37



J.B. Brown: '85, '86, '87, '88.

Bullock, Keith 1985
 Bungori, Dan 1971, '72, '73
 Burdelski, Steve 1983
 Burgee, Dick 1953, '54, '55
 Burger, Joe 1921, '22, '23, '24
 Burgess, Tom 1977, '78, '79
 Burgley, Bill 1956, '57
 Burke, Pat 1968, '69, '70
 Burke, Steven 1983
 Burke, Terry 1983, '84, '85, '86
 Burlin, Ralph 1939, '40, '41
 Burmeister, Doug 1984
 Burnett, Doug 1991, '92, '93, '94
 Burns, Jimmy 1910
 Burruss, Lloyd 1976, '77, '78, '80
 Burton, Bob 1961, '62, '63
 Bury, Lou 1962, '63
 Buscher, Bernie 1933, '34, '35
 Buscher, F. A. 1932, '33
 Butsko, Harry 1961, '62
 Byrd, Bill 1942
 Byrd, Harry C. (Curley) 1905, '06, '07

"C"

Calandra, William 1971
 Caldwell, Rodney 1982
 Callahan, Charles 1933, '34, '35
 Calta, Keith 1976, '77, '78
 Campbell, Joe 1973, '74, '75, '76
 Carinci, Jan 1978, '79, '80
 Carliss, Ernest 1919, '20, '21
 Carlson, Rick 1966, '67, '68
 Carney, Mike 1978, '79, '80
 Carr, Brad 1974, '75, '76, '77
 Carr, David 1988, '89
 Carroll, Charles 1957
 Carroll, Douglas 1899
 Carter, A. R. 1914
 Carter, Andrew 1993
 Carter, Crawford 1918
 Carter, Louis 1972, '73, '74
 Carter, Vernon 1983
 Castro, Dale 1978, '79, '80
 Cashwell, Dorsey 1897, '98
 Chacos, Louis 1942

Chadick, Mike 1968
 Chalmers, George (Shorty) 1929, '30, '31
 Chamberlain, Glenn 1977, '78
 Chapman, Ted 1984, '85, '86
 Charland, Doug 1992
 Chavez, Mario 1994
 Chiaverini, Len 1962, '63
 Chisari, Thomas 1943, '44, '45
 Chovanes, Eddie 1941, '42, '46
 Christianson, Dave 1951
 Church, C. Grant 1897, '99
 Church, L. M. 1905
 Ciambor, Steve 1967, '68, '69
 Cianciulli, Steve 1978
 Cianelli, Dave 1949, '50, '51
 Cichowski, Tom 1963, '65, '66
 Cielensky, Mike 1973, '74, '75
 Claiborne, Jonathan 1975, '76, '77
 Clark, Morrison 1920
 Cloud, Everett 1958, '59, '60
 Cockey, John 1902, '03, '04, '05
 Coggins, Bert 1916
 Coggins, Irving 1914, '15, '16
 Colbert, Bob 1967, '68, '69
 Cole, Bob 1958
 Cole, Fred 1956, '57, '58
 Cole, George 1932
 Collins, Bobby 1964, '65, '66
 Collins, Gary 1959, '60, '61
 Collins, Scott 1977, '78, '79
 Colteryahn, Lloyd 1951, '52
 Colton, George 1984, '85
 Colvin, Darren 1990, '91, '92
 Condie, Dennis 1960, '61
 Condon, John 1949
 Conrad, Dave 1974, '75, '76
 Conrad, Luther 1940, '41, '42
 Conroy, Brian 1984
 Continetti, Reno 1943, '44
 Cooke, Ed 1955, '57
 Cooke, Sam 1897, '98, '99
 Cooper, Barney 1905, '06, '07
 Cooper, Fred 1964, '65, '66
 Cooper, Joe 1991, '92



George Chalmers: '29, '30, '31.




Omar Crothers: '26, '27, '28.

Cooper, Larry 1943, '44
 Corcoran, Jim 1962, '64, '65
 Cordyack, John 1940, '41
 Corvino, Mike 1979, '80, '81, '82
 Cory, Ernest 1907, '08
 Cosgrove, Tom 1950, '51, '52
 Coster, H. Q. 1916, '17, '18
 Couch, George 1942
 Covington, Al 1982, '83, '84, '85
 Covington, Bryant 1983, '84, '85, '86
 Cozzi, Richard 1975
 Cowdrey, Chris 1970, '71, '72
 Cox, Doug 1983, '84
 Crapster, Jack 1908
 Crecca, Joseph 1932, '33
 Crompton, Barnes 1892, '93
 Crosland, Robert 1945, '46
 Crossan, Dave 1960, '61, '62
 Crothers, Omar (Gus) 1926, '27, '28
 Crytzer, Marty 1951, '52, '53
 Cummins, Richard 1978, '79
 Cummings, Brian 1994


"D"

D'Addio, Dave 1979, '80, '82, '83
 D'Amico, Matt 1985, '86, '87, '88
 D'Atri, Pat 1984, '85
 Dailey, Darnell 1978, '79, '81
 Daly, Ed 1934, '35, '36
 Daly, Leslie 1943, '44, '45
 Darby, Samuel 1899
 Dare, Howie 1954, '55, '57
 Davidson, Jim 1959, '60, '61
 Davis, Fred 1946, '47, '48, '49
 Davis, Jack 1954, '55, '56
 Davis, Lynn 1949, '50, '51
 Davis, Russell 1981, '82, '83
 Dean, Robert 1948, '49, '50
 DeArmas, Dan 1988, '89, '90,
 '91
 DeArmas, David 1992
 DeArmey, Frank 1935, '36, '37
 DeArmey, John 1938
 deBrun, Dave 1991, '92
 DeCarlo, Dan 1974, '75
 DeCicco, Nick 1955, '56, '57
 DeMoss, James 1989
 Decker, Don 1951, '52

Deckman, Joe 1930
 Demczuk, Bernard (Sonny) 1968, '69
 Dennis, Russell 1953, '54, '55
 Dent, Gilbert W. 1990
 Dent, Gil 1926
 DePaul, Bobby 1982, '83
 Derrick, H. B. 1914, '15, '16
 DeStephano, Robert 1950, '51, '52
 Detko, Chester 1960, '61, '62
 Devon, Joe 1898
 Dewitz, Brant 1979, '80
 DiCaprio, Richard 1973, '74
 Dick, Larry 1975, '77
 Dickey, Edmund 1900
 Dietrich, Leroy 1958, '59, '60
 Dietz, Guy 1973, '74
 Dil, Chris 1965
 Dill, John 1967, '68, '69
 DiMaria, Phil 1989
 DiOrio, Joe 1967, '68
 Dittmar, Jack 1941, '42
 Divito, Paul 1973, '74, '75
 Doak, Harry 1906, '07
 Dodson, Charlie 1927, '28, '29
 Dominic, Brian 1971
 Donas, Kevin 1983, '84
 Donofrio, Ralph 1966, '67
 Doory, Frank 1943, '44
 Dotter, Don 1977, '78
 Douglas, John 1976, '77
 Drach, Joseph 1945, '46, '47
 Dragan, Doug 1984
 Drass, Pat 1959, '60, '61
 Dnmal, Chuck 1967
 Drozdov, Darren 1988, '89, '91, '92
 Drozdov, Olaf 1962, '63, '64
 Dubus, Jade 1991, '92, '93, '94
 DuBois, Oscar 1942
 Duda, Mark 1979, '80, '81, '82
 Dudish, Mickey 1976, '77, '78
 Duley, Tom 1931
 Dunbar, Emmons 1900, '01, '02
 Dunham, Duane 1984, '85, '86, '87
 Dunne, Dave 1991, '92
 Durbin, Mark 1981
 Dutton, Ken 1967, '68, '69
 DuVall, Mearle 1939, '40, '41
 Dwyer, Frank 1939



Jack Dittmar: '41, '42.



Paul Divito: '73, '74, '75.

Dyer, John 1968, '69, '70
 Dyson, Gene 1955

"E"

Earley, Harold 1949
 Edel, Sam T. 1919
 Edmunds, Ferrell 1984, '85, '86, '87
 Edwards, Jason 1986
 Edwards, Karl 1987, '88, '89, '90
 Edwards, Tony 1983, '84, '85
 Ellinger, Charlie 1934, '35, '36
 Ellis, Gary 1978, '79
 Emerson, Darryl 1982
 Emrich, William 1971
 Ennis, Lou 1933, '34, '35
 Ensign, Fred 1992
 Eppley, Geary (Swede) 1919, '20
 Erhard, Jerry 1970, '72
 Esiason, Norman 1981, '82, '83
 Eubanks, Howard 1979, '80, '81, '82
 Evans, Bill 1974, '75
 Evans, Clay 1907
 Evans, Francis 1945, '46, '47, '48
 Evans, William 1928, '29, '30
 Everhart, Cleveland 1993
 Everson, William 1947, '48

"F"


Faber, Parker 1930, '31
 Faloney, Bernie 1951, '52, '53
 Faucette, Chuck 1983, '84, '85, '86
 Fazio, Ron 1982, '83, '84
 Fanz, Scott 1978, '79, '80
 Farrell, Albert 1932
 Fasano, Rick 1978, '79, '80
 Fastuca, Sal 1944
 Feher, Gene 1961, '62, '63
 Fehr, Walter 1945, '46
 Felton, Ralph 1951, '52, '53
 Ferrante, Joe 1961, '62, '63
 Fesmeyer, Charles 1901, '02
 Fiedor, John 1973
 Fincke, Edward 1950
 Finkle, Edward 1988
 Finkle, Chris, 1988
 Firor, Guy 1905, '06
 Fischer, Stanley 1952
 Fisher, Ralph 1973, '74, '75, '76
 Fisher, William 1930
 Fishman, Jerry 1963, '64

TERPLAYERS, LETTERWINNERS

Fitzpatrick, Craig 1994
 Fitzpatrick, Paul 1967, '68, '69
 Fleece, Rick 1988, '89, '90
 Fletcher, Andy 1916, '17
 Fletcher, Dwayne 1958, '59, '60
 Fletcher, Edward 1935, '36
 Flick, Paul 1942
 Flor, Tom 1957, '58, '59
 Flores, Jaime 1992, '93
 Flynn, Tim 1953, '54, '55
 Foley, Kevin 1993
 Forbes, John 1957, '58
 Ford, James 1977
 Forrester, James 1937, '38
 Fosque, Tim 1994
 Foster, Daniel 1975
 Fotta, Bill 1976
 Fowikes, Kevin 1987, '88
 Fox, Hank 1949, '50, '51
 Franciscus, Tony 1989
 Franklin, Jamie 1972, '75
 Frattaroli, Joe 1962, '64
 Friedgen, Ralph 1968
 Fries, Greg 1968, '69, '70
 Fritsch, John 1955, '56, '57
 Fritz, Emile 1945, '46
 Fromang, Steve 1970, '71, '72
 Fry, Clarence (Chick) 1949, '50, '51
 Fullerton, Ed 1950, '51, '52
 Fuller, Clifton 1892, '93, '94
 Fulton, Ed 1973, '74, '75, '76
 Funk, Mike 1962
 Furman, Jeff 1984
 Furman, Tyrone 1981, '82, '83
 Furst, Walter 1911

"G"

Gaarn, Tim 1986, '87
 Gaetz, Norman 1944
 Gaines, Mike 1970, '71, '72
 Gall, Ed 1977, '78, '79, '80
 Gallagher, Bob 1958
 Galt, Pete 1905
 Gambino, Lou 1946, '47
 Garber, Chip 1975, '76, '77
 Gardi, Joe 1957, '58, '59
 Gareis, Hank 1967, '68, '69
 Garner, Enoch 1902
 Garrott, William 1933, '35



Tom Gunderman: '57, '58, '59.



Bill Guckeyson: '34, '35, '36.

Gawlick, Fred 1965, '66, '67
 Gayzur, Rudolph 1949
 Gebhardt, John 1967, '68
 Gelbaugh, Stan 1984, '85
 Getz, Harry 1935
 Gibbons, Charles 1896, '97
 Gibson, Ray 1962
 Gienger, Craig 1970
 Gienger, George 1939, '40
 Gierula, Chester 1947, '48, '49, '50
 Gilbert, Herbert 1918, '19, '20, '21
 Giles, Darryl 1994
 Gill, Vernon 1903, '04
 Gillespie, Bill 1967, '69
 Gillespie, Mike 1993, '94
 Gilliam, Darryl 1993
 Gilmore, Jack 1962, '63
 Gilmore, John 1940, '42
 Gioia, Bob 1980, '81
 Giuhano, Joe 1986, '87
 Glamp, Paul 1976, '78, '79
 Glamp, Pete 1978, '79, '80
 Gleasner, Donald 1945
 Glenn, O'Neil 1990
 Glover, Kevin 1982, '83, '84
 Goldman, Luther 1933
 Goode, Joel 1989, '91
 Goodman, Jim 1946, '47, '48
 Gore, Lamont 1993, '94
 Gormley, John 1934, '35, '36
 Grace, Mike 1966, '67, '68
 Graff, Gustavius 1892, '93
 Graham, Ducey 1970
 Grant, Bill 1967, '68
 Grason, Andy 1898, '99
 Gray, Eugene 1992, '93, '94
 Green, Dean 1988, '89
 Green, Eugene 1992
 Greene, Tony 1968, '69, '70
 Greenstein, Enk 1993, '94
 Greer, William 1944, '45
 Gregory, Larry 1979
 Gretz, Harry 1933
 Grey, Chris 1978, '79
 Gross, James 1981, '82, '83
 Groves, John (Boots) 1919, '20, '21, '22, '23


Guckeyson, Bill 1934, '35, '36
 Guerra, Angel 1992, '93, '94
 Gunderman, Bobby 1982, '83, '84
 Gunderman, Ed 1965, '66
 Gunderman, Tom 1957, '58, '59
 Gundry, Jesse 1921

"H"


Hack David 1991, '93, '94
 Hacker, Bob 1959, '60, '61
 Hafer, Robert 1943
 Hagen, James 1977
 Hagerman, Tom 1942
 Haley, Bob 1967, '68
 Hall, Irving (Bottle) 1923, '24
 Hamilton, Fred 1955, '56, '57
 Hamley, James 1969
 Hanes, Norris 1990
 Hannigan, John 1961, '62
 Hanulak, Chet 1951, '52, '53
 Harbert, Doug 1975, '76, '77
 Harding, Samuel (Pop) 1892, '93, '94
 Hardisty, John 1899, 1900
 Harraka, Greg 1982, '83, '84
 Harrell, Greg 1984
 Harris, Derick 1974
 Harris, George 1893, '94
 Harris, Leon 1976
 Harris, Riche 1989, '91, '92
 Harnison, Roland 1892, '93, '94
 Hart, R. G. 1915
 Hatfield, Norm 1962, '63
 Hatter, Jim 1956, '57, '58
 Hatton, Hannibal 1905, '06
 Haussmann, Kevin 1978
 Havener, Chris 1980
 Hawkins, Ralph 1956, '57
 Hayden, Courtney 1930, '31
 Hayman, Edgar 1904
 Headley, Coleman 1934, '35, '36
 Heagy, Al 1927, '28, '29
 Healy, Don 1955, '56, '57
 Healy, Jack 1955, '56
 Heffner, Fred 1952, '53
 Heine, George 1923, '24
 Heintz, William 1928, '29
 Helbock, Bill 1942
 Henne, Aaron 1993, '94
 Henning, Dan 1985, '86, '87
 Henry, Erik 1993
 Herzog, Fred 1924, '25
 Hetrick, John 1966
 Heuring, Ed 1954, '55, '56
 Heward, Harry 1894, '96
 Hewitt, Frederick 1937, '38
 Heyer, Frank 1940, '41
 Hickey, Tom, 1964
 Hickman, William 1943
 Hicks, Chaplain 1907, '08
 Hicks, Enc 1994
 Hicks, Johnnie 1993
 Hill, Darryl 1963
 Hill, Greg 1982, '83, '84
 Hillis, Robert 1943
 Hinebaugh, Wade 1896, '97
 Hindman, F.R. 1913, '14, '15
 Hines, Frank 1898, '99
 Hines, Frank Jr. 1932
 Hines, Greg 1989, '90, '91
 Hinkle, Monte 1971, '72, '73
 Hoch, Mike 1966
 Hoen, Ralph 1907, '08
 Hoen, Stanley 1908
 Hoeffcker, Frank 1911, '12, '13
 Hoffman, Charles 1968, '69
 Hoffman, Edward 1943
 Hoffman, Gil 1982, '83, '84
 Hoffman, Herb 1952, '53, '54
 Hoffman, Jeff 1989
 Hofland, Mark 1986, '87, '88, '89
 Hoge, Hamilton 1906
 Holder, Eric 1983, '84, '85
 Holinka, Jeff 1983, '84, '85
 Hollis, Michael 1987, '88, '89, '90
 Holobetz, Corey 1992, '93
 Hons, Craig 1970
 Hoopengardner, Joe 1940, '42
 Hoover, Kim 1973, '74, '75
 Hopson, Mike 1990, '91
 Horning, Joe 1951, '52, '53, '54
 Hough, John 1922, '23, '24
 Howard, Jeremiah 1994
 Hrezo, Joe 1960, '61, '62
 Huffman, Jack 1942
 Hughes, Bill 1984, '85, '86, '87
 Hughes, Leroy 1972, '73, '74, '75
 Humphnes, Howard 1963, '64, '65
 Hunt, Max 1940
 Huntman, Charles 1912, '13
 Hurd, Art 1951, '52
 Hurson, Edward 1943

"I"

Idzik, John 1947, '48, '49, '50
 Iglehart, John 1905
 Igus, Chris 1983, '84
 Imphong, Mike 1967
 Inge, Bill 1990, '91, '92
 Inge, Wade 1992, '93, '94
 Ingram, Stephen 1990, '92, '93, '94
 Irvine, John 1952, '53, '54



Dave Crossan (52) ('60, '61, '62)
 Bob Hacker (51) ('59, '60, '61).



Darryl Hill: '63.

"J"


Jackson, Fred 1946
 Jackson, Troy 1990, '91
 James, Robert 1941, '42, '46
 Jameson, George 1906
 Jankowski, Gary 1960, '61, '62
 Jarmolowich, Michael 1989, '90, '91, '92
 Jarmoska, George 1940, '41, '42
 Jefferson, Ben 1985 '87, '88
 Jennings, Ricky 1973, '74, '75
 Jernigan, Cy 1971, '73
 Johnson, Amdreal 1993, '94
 Johnson, Barry 1987, '88, '89, '90
 Johnson, Charles 1976, '77, '78
 Johnson, Dave 1911, '12, '13
 Johnson, Ed 1965
 Johnson, Jonathon 1994
 Johnson, Louis 1990, '91
 Johnson, Mancel 1993
 Johnson, Sam 1978, '79, '80
 Johnston, Richard 1945, '46
 Johnson, Ricky 1988, '89
 Joines, Vernon 1985, '86 '87, '88
 Jones, Clarence 1987, '88, '89, '90
 Jones, David 1971
 Jones, Lendell 1981, '82, '83
 Jones, Stan 1951, '52, '53
 Joyce, Fred 1962, '63, '64
 Joyce, Jim 1957, '58, '59
 Joyce, Jim 1981, '82, '83
 Joyner, Willie 1981, '82, '83



Ricky Jennings ('73, '74, '75) and Ken Roy ('73, '74, '75, '76).

"K"

Kaleo, John 1992
 Kane, Ed 1966, '67, '68
 Karangalen, Peter 1943
 Karnash, Stanley 1948, '49, '50
 Kaufman, Norman 1959, '60
 Kecman, Dan 1967, '68, '69
 Kecman, Ron 1970, '71, '72
 Keith, Jeff 1949, '51
 Keenan, Charles 1930, '31, '32
 Keenan, John 1926, '27, '28
 Kafauver, Harry 1898, '99
 Kelly, Harold 1970
 Kelly, Steve 1983, '84, '85, '86
 Kemp, William 1909, '10, '11
 Kenley, Frank 1896, '97, '98
 Kenny, John 1964, '65
 Kensler, Ed 1948, '49, '50, '51
 Kern, Fred 1957, '58
 Kershner, Ted 1956, '57, '58



Bill Kirchiro: '59, '60, '61.

Kessler, Gordon 1926, '27, '28
 Kichman, Charles 1956
 Kiernan, Paul 1931, '32
 Kilgallen, Jim 1953
 Kinard, Ben 1973, '74
 King, John 1968, '69
 Kinney, Eugene 1945, '46, '47, '48
 Kinney, Vince 1975, '76, '77
 Kirchiro, Bill 1959, '60, '61
 Kiselak, Mike 1987, '88, '89
 Kishpaugh, W.M. 1913, '14, '15, '16
 Klaube, Ted 1975, '76, '77
 Klein, Robert 1984, '85, '86, '87
 Klingerman, Doug 1964, '65
 Kloppmeyer, Charles 1906
 Knight, Chris 1983, '85
 Knight, John 1988
 Knode, Bobby 1916, '17, '18, '19
 Knode, Ken 1911, '12, '13, '14, '15
 Koch, Peter 1981, '82, '83
 Koehler, Hugh (Pop) 1909, '10, '11, '12
 Koelle, Raymond 1930, '31
 Kolarac, George 1954, '55, '56
 Kolencik, Frank 1979, '80, '81, '82
 Kolodne, Walter 1943

Komlo, Bill 1956
 Koprowski, Marion 1973, '74, '75
 Koziol, Steve 1976, '77, '78
 Krahling, Chick 1964, '65
 Krajcovic, Jess 1929, '30, '31
 Kramer, Marvin 1949, '50
 Kramer, Paul 1953
 Kraus, Joe 1983, '84
 Kreider, John 1979, '80, '81
 Kremus, Jason 1991, '93
 Kronberg, Vic 1982
 Krouse, Bill 1939, '40
 Krouse, Raymon 1947, '48, '49, '50
 Kubany, Glenn 1968, '69
 Kuchta, Joe 1948, '49, '50
 Kurz, Jim 1946


"L"

Lacy, Michael 1992
 Ladygo, Peter 1950, '51
 LeHayne, Alfred 1975
 Landolt, Dean 1968
 Laneve, Ron 1957, '58
 Lange, Robert 1973, '74
 Lanigan, Pat 1924, '25
 Larkin, Bob 1980
 Larkin, Edward 1971
 LaRue, James 1947, '48, '49
 Lary, Ralph 1977, '78, '79, '80
 Latham, Ector, 1922, '23
 Lattumer, Charles 1951, '52, '53
 Laughery, Bob 1952
 Lavine, Stanford 1948, '49
 Lavrusky, Jim 1965, '66, '67
 Lawrence, Doug 1990, '91, '92
 Lawrence, George 1938, '39
 Lawrence, James 1968
 Lawrynas, Ben 1992
 Lawson, J. W. 1892
 Layman, Bob 1956, '57, '58
 Lazaro, Bill 1958, '59
 Lazzarino, Joe 1954, '55
 Leatherman, John 1926
 LeGore, Walter 1904
 Lewis, Dickie 1956, '57, '58
 Lewis, Gomer 1924
 Lewis, Grenville 1894, '96
 Lewis, Jermame 1992, '93, '94
 Lewis, Mike 1979, '80, '81, '82
 Lewis, Ron 1962, '63
 Liebold, Leland 1952
 Lillibridge, John 1896, '97
 Lilly, Hank 1963
 Lindsay, Paul 1951
 Linkous, Fred 1925, '26, '27
 Lishack, Michael 1971
 Livingston, Phil 1978, '79
 Lloyd, Edward 1938, '39
 Lombard, Henry 1928, '29
 Loncar, Ed 1977, '78
 Loomis, Lynn 1912, '13
 Lorton, Kyle 1979, '80
 Lovett, Billy 1966, '67, '68
 Lowery, Bren 1986 '87, '88, '89
 Luckey, George 1923, '24

Lumsden, Milton 1939, '40
 Lunn, Cameron (Tubby) 1906, '07
 Lutz, James 1943
 Lynch, Leonard 1981 '82, '84, '85
 Lytle, Ken 1993

"M"

Maarleveld, John 1984, '85
 Mac Bride, Bob 1969, '70
 MacDonald, Alexander 1916, '17, '18, '19, '20
 MacDonald, John 1932
 Mace, Ron 1962
 Mack, Sharrod 1992, '93
 Mackall, Thomas 1904, '05, '06, '07
 Mackert, Roy 1919, '20
 Maddox, Alvin 1976, '77, '78
 Madigan, George 1928, '29
 Mahnic, Robert 1969, '70
 Main, Wilber 1956, '57
 Makar, James 1943
 Maletzky, Bill 1951, '52
 Mallonee, Lloyd 1942
 Manges, Mark 1974, '75, '76, '77
 Marchetti, Nick 1986, '88
 Marchetto, Peter 1977
 Marciniak, Walt 1964, '65
 Marino, Chns 1983
 Markoe, Dave 1964
 Marrone, Dave 1990, '91, '92
 Marshall, Larry 1969, '70, '71
 Martell, James 1970, '71, '72
 Martin, Andre 1993
 Martin, Andy 1963, '64
 Martin, Bill 1957, '58
 Martin, Charles 1963, '64
 Martine, Roy 1950, '51
 Mason, Mark 1990, '91, '92, '93
 Massey, Paul 1946
 Massey, Tom 1898
 Massie, Leonard 1969, '70, '71
 Matera, Brian 1977, '78, '79
 Matthews, J. Marsh 1900, '01, '02
 Matthews, James 1989
 Mattia, Peter 1968, '69, '70



Pete Mattia: '68, '69, '70.

TERPLAYERS, LETTERWINNERS

Mattis, Bob 1982
 May, Charlie 1929, '31
 Mayer, George 1904
 Mayhew, John 1932
 Mayo, Edmund 1903
 McCarthy, John 1936, '37
 McCarthy, Joseph 1944, '45
 McCarthy, Patrick 1943, '46
 McCaw, Stewart 1934
 McDonaId, John 1927, '28, '29
 McFadden, Bill 1981, '82
 McFadden, Earl 1943
 McGonnigal, Brett 1988



Walt Marciniak ('64, '65) and Dick Absher ('64, '65, '66).

McHale, Tom 1983
 McHugh, Thomas 1947, '48, '49, '50
 McLaughlin, Tom 1935
 McLuckie, Tom 1952, '53, '54
 McManus, Edward 1970, '71
 McNeil, Paul 1940
 McNutt, Alonzo 1905
 McOuade, Jack 1921, '22, '23
 McOuade, Thomas 1949
 McQueen, Lorie 1964, '65
 McOuown, Wymand 1964, '65, '66
 McVicker, John 1955
 Meade, Jim 1936, '37
 Medile, Sam 1979, '80
 Meister, Bill 1968, '69, '71
 Melcher, Dick 1963, '65
 Melcher, Mick 1963, '64, '65
 Merritt, Roland 1968, '69
 Mesner, Bruce 1983, '84, '85, '86
 Mess, R. W. 1913, '14
 Michael, R. M. 1916
 Mier, Jack 1941, '42
 Mike, David 1993
 Mike-Mayer, Steve 1972, '73, '74
 Milanovich, Scott 1993, '94
 Miles, Larry 1984, '85
 Milkovich, Bob 1979, '80, '81
 Miller, Charlie 1929
 Miller, Chris 1973, '74
 Miller, Doug 1982
 Miller, Gary 1963
 Miller, Mike 1975, '76

Miller, Tom 1969, '70, '71
 Milligan, John 1993
 Milling, James 1984, '85, '86 '87
 Miloszewski, John 1966
 Mimion, Ed 1933, '34, '35
 Mitchell, Hanson 1896
 Mitchell, John 1931, '32
 Mitchell, Parker 1892, '93
 Mitchell, Walter 1900, '01, '02, '03
 Modzelewski, Dick 1950, '51, '52
 Modzelewski, Edward 1949, '50, '51
 Molster, James 1947
 Molster, Charley 1918
 Mona, Joe 1959, '61, '62
 Mondorff, Pershing 1937, '39
 Mont, Tom 1941, '42, '46
 Montgomery, Tom 1913
 Moore, Eric 1970
 Moore, John 1919, '20, '21, '22
 Moran, J. Patrick 1944
 Morgan, Bob 1951, '52, '53
 Morhinweg, Fred 1917
 Morns, Scott 1943
 Morns, William (Country) 1912, '13
 Mornson, Clark 1921
 Mortensen, Carl 1966
 Morter, LaRoy 1945, '46
 Morton, Carl 1986
 Morton, John 1939, '40, '41
 Moss, Charles 1976
 Moss, Joseph 1949, '50, '51
 Motley, Mark 1994
 Mudd, Khostka 1909, '10, '11
 Mueller, John 1940
 Mueller, Leo 1938, '39, '40
 Muffler, Joe 1976, '77, '78
 Muller, Mike 1980, '81, '82
 Mulliken, Clarence 1894
 Murphy, Bill 1972, '73
 Murphy, Joe 1939, '40
 Murphy, Scott 1975
 Myers, Dutch 1918, '19
 Myrtle, Chip 1964, '65, '66
 Myslinski, Tom 1965, '66, '67

"N"

Nairn, Roland 1950
 Nalewak, Ron 1964, '65
 Namath, Frank 1990
 Nardo, Anthony 1942
 Nardo, Dave 1962, '63
 Nash, John 1973, '74, '75
 Nash, John 1980, '81, '82
 Navarro, Frank 1950, '51, '52
 Naylor, Ralph 1900, '01, '02
 Neal, Tommy 1983, '84, '85, '86
 Nelligan, Bert 1896
 Nelson, Richard 1932, '33, '34
 Nelson, Richard 1986 '87, '88
 Nesbit, Andy 1918, '19, '20, '21, '22
 Nestor, Paul 1951, '52
 Neville, Al 1971, '72, '73
 Nick, Glenn 1977
 Nickla, Ed 1958
 Niederhelman, Joe 1982, '83

Nolan, Dick 1952, '53
 Norris, John 1930, '31
 Norton, Patrick 1992
 Novak, Dick 1959, '60, '61
 Nusz, Dave 1953, '54, '55

"O"

Oberle, Ken 1987, '88, '89, '90
 Oberlin, Lyman 1914, '15, '16
 Ochap, Gene 1974, '75, '76
 O'Connor, Ed 1952
 Odell, Dave 1976
 O'Donnell, Dick 1954
 O'Donnell, Joe 1994
 O'Donnell, Neil 1987, '88, '89
 Oertly, Fred 1893
 Ogbogu, Eric 1994
 Ogle, Kendalck 1994
 O'Hara, Dennis 1968, '69, '71
 O'Haie, Tim 1978
 Oifebeson, Whitney 1915
 Olavarria, Luis 1992, '93
 Olecki, Bruce 1967, '69
 Olkewicz, Neal 1976, '77, '78
 Orta, Ralph 1989, '90, '91
 Osborn, Downey 1923, '24
 Osier, Jerry 1962
 Owen, Norman 1943

"P"

Pacella David 1979, '80, '81, '82
 Pagannucci, Romeno 1919, '20, '21
 Page, Calvin 1901
 Page, Glenn 1987, '88, '89, '90
 Palahunik, George 1952, '53, '54
 Palanda, Michael 1977
 Palmer, Bruce 1976, '77, '78
 Panagos, Jim 1991, '92
 Panca, Joe 1967
 Papuchis, John 1978
 Paredes, Ramon 1985, '86
 Parker, Alvin 1924, '25
 Parker, David 1989
 Parker, Tommy 1983, '84, '85, '86
 Parsons, Jim 1952, '53, '54, '55
 Parsons, John 1926, '27
 Pastrana, Alan 1965, '66, '68
 Pearson, Ron 1966, '67, '68
 Pease, Al 1929, '30, '31
 Pellegrini, Bob 1953, '54, '55
 Pennington, Victor 1914
 Perlo, Phil 1955, '57
 Peters, Francis 1898, '99, 1900
 Petubon, Riche 1984, '85, '86, '87
 Petronaci, John 1971
 Petruzzo, Joseph 1950, '51
 Petry, Phil 1964, '65
 Pettit, Bill 1964
 Philips, Al 1946, '47, '48
 Phillips, Vance 1990
 Phoenix, Richard 1992
 Pietrowski, Joseph 1945
 Piker, Robert 1945
 Pinck, Guy 1904
 Piper, Dan 1960, '61, '62



Ray Poppelman: '30, '31, '32.

Pirronello, William 1943
 Pitzer, John 1930
 Plank, Kevin 1992, '93, '94
 Plasnig, Dutch 1921
 Plevin, Tom 1966, '67, '68
 Plocki, Dan 1985, '86 '87, '88
 Pobiak, Ed 1948, '49, '50
 Poling, William 1945, '46
 Pollock, George (Rosy) 1921, '22, '23
 Polyanski, Stan 1955
 Pompey, Kevin 1990
 Pomiatowski, Hank 1959, '60, '61
 Poppelman, Ray 1930, '31, '32
 Posy, Gilbert 1909, '10, '11
 Posey, Walter 1913, '14, '15, '16, '17
 Pouleur, A. L. 1902, '03
 Powers, Warren 1985, '86 '87, '88
 Prough, Pearse 1892, '93
 Prunzik, Dan 1989, '90, '91, '92
 Psira, Ken 1960
 Pue, Dick 1892, '93
 Pugh, Bill 1981
 Pugh, Charlie 1927
 Pugh, Ed 1921, '22, '23, '24
 Purvis, Bart 1971, '72, '73

"Q"

Ouander, Timmy 1982
 Queen, C. J. 1896

"R"

Raba, Robert 1973, '74, '75, '76
 Radice, Julie 1928, '29
 Rae, Tom 1960, '61, '62
 Raedy, Mike 1918, '19
 Rather, Darrick 1993, '94
 Ratliff, Don 1970, '71, '72
 Reagan, Ron 1989, '90, '91, '92
 Reed, Dee 1993
 Regan, Edward 1992, '93

Reich, Frank 1983, '84
 Reilly, Charles 1969, '70, '71
 Reilly, Jack 1960
 Reitz, Mike 1972
 Renaldo, Chris 1982, '83
 Rhodes, Don 1977
 Ribintzki, Fred 1929
 Rich, M. N. 1915, '16
 Richards, Dean 1975, '76, '77, '78
 Richey, James 1975
 Ridgely, Charles 1897
 Ridgely, Terry 1982, '84
 Riendeau, Brian 1980, 81
 Rigby, Cornell 1992
 Rigby, Elmer 1940, '41, '42
 Riggelman, Mickey 1972, '73
 Riggs, M. Talbot 1919
 Roberts, Augie 1927, '28, '29
 Roberts, George 1928
 Roberts, Guy 1969, '70, '71
 Roberts, Richard 1993, '94
 Robertson, Gilbert 1899
 Rock, Walter 1960, '61, '62
 Rock, Wilbur 1943, '44




Guy Roberts: '69, '70, '71.

Rodenberger, Jeff 1979, '80, '81
 Rodgers, Buddy 1994
 Rodgers, Michael 1992
 Rog, Ed 1962
 Rogers, Bill 1983, '84
 Rogers, Jerry 1978, '79
 Rogers, Stan 1972, '73, '74
 Rollins, W. T. 1892, '93, '94
 Romano, Frank 1972, '73, '74
 Rooney, Thomas 1930
 Rose, Blaine 1986, '87, '88, '89
 Rosen, Scott 1989, '90, '92
 Rosenthal, Malcolm 1944
 Roth, Earl 1947, '48, '49
 Rothrock, Mark 1986
 Roulette, Robert 1948, '49
 Rowden, Jake 1947, '48, '49, '50
 Roy, Ken 1973, '74, '75, '76
 Ruff, Seymour 1912, '13, '14
 Ruffner, Robert 1905, '06, '07
 Rugg, John 1985, '86, '87, '88
 Rushnak, Bob 1989
 Rusevlyan, Bob 1956, '57, '58

Russell, Frank 1972, '73, '74
 Ryan, Charley 1943

"S"

Sabrowski, Jon 1984, '85, '86
 Sachs, George 1933, '34, '35
 Sadler, Alan 1982, '83
 Saigado, Rich 1989
 Salkeld, Scott 1994
 Salley, Ernie 1974, '75, '76, '77
 Sampson, Neal 1984, '86
 Sandusky, Mike 1954, '55, '56
 Sandwisch, Jim 1990, '91
 Sankovich, Tom 1959, '60, '61
 Santa, Jim 1972, '73, '74
 Santacroce, Leonard 1970
 Santy, Tony 1965, '66, '67
 Sappington, Earl 1899
 Saunders, Oswald 1908, '09
 Saylor, Scott 1986, '87, '88, '89
 Scarbath, Dick 1958
 Scarbath, Jack 1950, '51, '52
 Schaefer, Rich 1963, '64
 Schick, Tom 1973, '74, '76
 Schmaltz, Richard 1974, '76
 Schmitt, Jeff 1983
 Schankweiler, Scott 1983, '84, '85
 Schnebley, Robert 1942
 Schneider, Leroy 1943
 Schoenherr, Charley 1943
 Schrecongost, John 1945
 Schroy, Ken 1972, '73, '74
 Schultz, Eddie 1983, '84
 Schultz, Ferdinand 1945
 Schultz, John 1973, '74, '75
 Schwartz, Robert 1975
 Schwartz, Victor 1957, '58, '59
 Schwarz, Edward 1945, '46, '47, '48
 Schwarz, Kurt 1957, '58, '59
 Scioscia, Karney 1949, '50, '51
 Scott, George 1976, '77
 Scott, Ken 1971, '72, '73
 Scott, Sean 1984, '85, '86, '87
 Scott, Vincent 1958, '59, '60
 Scotti, Ben 1956, '57, '58
 Scotti, Tony 1958, '59
 Scriber, Spencer 1980, '82, '83



Larry Stewart: '77, '78, '79.

Scriber, Stephon 1984, '85, '86
 Seder, Larry 1975, '76, '77
 Seppy, Bill 1957, '58
 Seibert, Vernon 1946, '47, '48, '49
 Selep, Tom 1954, '56
 Semler, Eddie 1920, '21, '22
 Senft, Brad 1978, '79, '80
 Senior, Jethro 1980
 Settino, Joe 1931
 Settles, Mike 1993, '94
 Seymour, Art 1970, '71, '72
 Shaffer, Dick 1939, '40
 Shaffer, James 1976, '77, '78, '79
 Shaffer, Ron 1957, '58, '59
 Shamberger, D. F. 1898
 Shank, H. A. 1915
 Shank, Scott 1969, '70, '71
 Sharkey, Jack 1975
 Sharpless, Rod 1973, '74
 Shaughnessy, Emmett 1946
 Shawell, Keno 1993
 Shelton, Carl 1970, '71
 Shemonski, Bob 1949, '50, '51
 Sherman, Franklin 1896
 Sherman, Henry 1893
 Shihda, George 1973, '74, '75
 Shiner, Dick 1961, '62, '63
 Shupley, Burt 1908, '09, '10, '11, '12, '13
 Shipley, James 1897, '98
 Shipley, Richard 1952, '53, '54
 Shoals, Roger 1960, '61, '62
 Shockey, Don 1940
 Shoffler, Karl 1988
 Shugars, Jeff 1969, '70, '71
 Shure, Richard 1985, '86, '87
 Sievers, Eric 1976, '77, '78, '80
 Silvester, Edward 1909
 Silvester, Lindsay 1908, '09
 Simler, George 1946, '47
 Simmons, Jonathan 1981, '82, '83
 Simoldoni, Joe 1965, '66
 Simon, Geroy 1993, '94
 Simon, Mike 1976, '77, '78
 Simpson, John 1932, '33, '34
 Simpson, Mike 1962
 Sisler, Paul 1993
 Skarda, Jim 1955, '56
 Skinner, W. W. 1892
 Skotnicki, Frank 1937, '38, '39
 Slaninka, Richard 1968, '69, '70
 Smith, Blair 1935, '36, '37
 Smith, Bib 1939, '40
 Smith, Bob 1972, '73, '74
 Smith, Eager 1899
 Smith, Irvin 1985, '86, '87, '88
 Smith, Jame 1916
 Smith, Ken 1960, '61, '62
 Smith, Les 1944, '45
 Smith, Wesley 1902, '04
 Smuscak, Bernie 1946
 Snyder, Gerald 1926, '27, '28
 Snyder, Leo 1917, '18, '20
 Snyder, Robert 1933
 Sobel, Mark 1981
 Sochko, Mike 1975, '76, '77
 Solt, Ron 1981, '82, '83
 Sonntag, Ralph 1967, '68, '69
 Soporowski, Raymond 1969, '70, '71
 Sorna, John 1984, '85, '86, '87
 Sothoron, Norwood 1932, '34
 Speer, Talbot 1915
 Spinelli, Dennis 1986, '87, '88, '89
 Springer, Bruce 1965
 Stable, Sydney 1909
 Staffieri, Dan 1950, '51, '52
 Staffileno, Ron 1990, '91, '92
 Staia, Dom 1952
 Staifort, Carl 1933, '34, '35
 Stames, Pat 1987
 Stalnaker, Wally 1967, '68, '69
 Stanford, John 1975, '76, '77
 Stankus, Ray 1951, '52
 Steele, Derek 1989, '90, '91
 Stefl, Tom 1955, '56, '57
 Steiner, Ted 1969, '70, '71
 Stem, George 1964, '65
 Stephens, Todd 1981
 Sterling, Rob 1986
 Stern, George 1963
 Stevens, Jimmy 1917
 Stevens, Myron 1925, '26
 Stevenson, Brett 1990, '91, '92
 Stewart, Jermaine 1993, '94
 Stewart, Larry 1977, '78, '79
 Stickel, Lou 1965, '66, '67
 Stoh, Wilbur 1901, '02, '03, '04
 Stonebraker, Jack 1934, '35
 Strano, Tony 1991
 Strozier, Orlando 1993
 Stuart, Adam 1946
 Stubbs, J. S. 1916, '17, '18
 Stubljjar, Mike 1967, '68, '69
 Stump, Doug 1989, '90
 Stull, James 1967, '69
 Sturdivant, Mark 1990, '91, '92, '93
 Suchy, Bob 1955, '56
 Suggs, Ed 1991
 Sukeena, Dick 1961
 Sullivan, Bob 1963, '64, '65
 Sullivan, Jerry 1917, '18, '19, '20
 Sullivan, Sean 1983, '85, '86
 Suplee, Mitch 1988, '89, '90, '91
 Supplee, Bill 1923, '24, '25
 Surgent, Mike 1935, '36, '37
 Swingle, Dan 1984
 Sydnor, Chad 1985, '86, '87, '88
 Symons, Thomas '1898, '99

"T"

Tamburello, Frank 1954, '55
 Tarbutton, Clyde 1914, '15, '16
 Targarona, Jack 1949, '50
 Tate, Darnell 1970
 Tauszky, Carroll 1907
 Taylor, David 1981
 Taylor, Kevin 1982
 Terney, Edward 1925, '26
 Terranova, David 1992
 Terry, Richard 1943

TERPLAYERS, LETTERWINNERS



Gene Thomas ('90, '91) and Barry Johnson ('87, '88, '89,, '90).

Teslovich, Michael 1943
 Teter, John 1992, '93, '94
 Thomas, Al 1968, '69, '70
 Thomas, Gene 1990, '91
 Thomas, Lewis (Knocky) 1925, '26, '27
 Thomas, Mike 1988, '89, '90, '91
 Thomas, Ratchiff 1993, '94
 Thompson, Greg 1983, '84
 Tice, John, 1979, '80, '81, '82
 Tice, Mike 1978, '79, '80
 Tiesi, James 1970, '71
 Tine, Chuck 1965, '66, '67
 Toler, Dick 1945
 Tomasetti, Vince 1980, '81, '82
 Tomlin, Eddie 1989
 Tonetti, Paul 1955, '56, '57
 Toran, Ernie 1965, '66, '68
 Trachy, John 1964, '65, '66
 Trax, G. P. 1910, '11
 Trexler, Charles 1951, '52
 Trimble, Steve 1978, '79, '80
 Troha, John 1947, '48, '49, '50
 Troll, Robert 1943, '44
 Troxell, Walter 1925
 Trust, Don 1960
 Tucker, Hubert 1942
 Tucker, Joe 1947, '48, '49
 Tucker, Robert 1970, '71, '72
 Tullai, Fred 1955
 Turner, Bill 1955, '56, '57
 Turner, J.M. 1901
 Turyn, Vic 1945, '46, '47, '48
 Tuschak, Richard 1943
 Tweedy, James 1970, '71, '72
 Tye, Scott 1982, '84, '85



Ernie Torain: '65, '66, '68.

"U"

Ulam, James 1977, '78
 Ulam, Pat 1972, '73, '74
 Ulman, Beime 1939, '40, '41
 Underwood, Bnan 1994
 Underwood, Eddie 1900

"V"

Vanderhout, Greg 1979, '80, '81
 Van Heusen, Billy 1965, '66, '67
 Van Horn, Marlin 1977, '78, '80
 Van Reenan, Don 1960
 Van Sickler, Gary 1968, '69
 Vaughn, Andre 1990, '91, '92
 Vellano, Paul 1971, '72, '73
 Venezia, Harry 1980, '81, '82, '83
 Verardi, Gene 1957, '58, '59
 Vereb, Ed 1953, '54, '55
 Vesce, John 1973, '74
 Vessels, Johnny 1990
 Vierra, Ken 1985
 Vince, Larry 1966, '68
 Vincent, Reginald 1940, '41, '42
 Vincent, Rufus 1932
 Visaggio, Dave 1972, '73, '74
 Vucin, Milan 1964, '65, '66

"W"

Wagenheim, Phil 1973, '74
 Walker, Arnold 1987
 Walker, Bill 1953, '54, '55
 Walker, Clarence 1894
 Walker, Frank 1900
 Walker, Kevin 1984, '85, '86, '87
 Wall, Raphael 1992, '93, '94
 Wallace, Al 1993, '94
 Waller, Ron 1952, '53, '54
 Walsh, Mark 1986, '87, '88, '89
 Walter, John 1920
 Walters, Harry 1973, '74
 Walton, Kendrick 1994
 Walton, Robert 1936, '37
 Ward, Bob 1948, '49, '50, '51
 Ward, Christ 1976, '77, '78
 Ward, Frank 1908, '09
 Ward, Kevin 1972, '73
 Ward, Pat 1994
 Warfield, Jack 1939
 Warfield, Joshua 1900, '01
 Waseleski, Barry 1984
 Washington, Larry 1991, '93
 Waters, Jean 1954, '55, '56
 Waters, John 1924, '25
 Watkins, Ben 1896
 Watkins, James 1970, '71
 Watkins, Mitch 1994
 Watson, Ken 1976, '77
 Watson, Tim 1993
 Watts, Harry 1901, '02, '03
 Weaver, Russ 1992, '93, '94
 Webb, Thomas 1932, '33
 Webster, Fletcher 1903
 Webster, Jahmal 1994
 Webster, Larry 1988, '89, '90, '91
 Weicicowski, John 1953
 Weider, Fred 1939
 Weidensaul, Lou 1951, '52
 Weidinger, Charhe 1936, '37, '38
 Weimer, Clay 1892, '93
 Weiss, Don 1972, '73
 Welsh, George 1899
 Wentworth, George 1903
 Werner, Hubert 1942, '47, '48
 Wethington, Ray 1970, '71, '72
 Wharton, Al 1954, '55, '56
 Wharton, Jim 1939, '41
 Wharton, Thomas 1893, '94
 Wheelchel, David 1925
 White, Charles 1911
 White, Brett 1994
 White, Charles 1975, '76, '77
 White, Cornelius 1994
 White, Donald 1962
 White, F. M. 1908
 White, Floyd, 1970, '71
 White, Harry 1912
 White, Randy 1972, '73, '74
 White, Walter 1973, '74
 White, Wellstood 1904
 Whittie, Tim 1979, '81, '82
 Whittier, Scott 1986, '87, '88, '90
 Widmyer, Earl 1932, '33, '34
 Wiestling, Chad 1990, '91, '92, '93
 Wikander, Gary 1961
 Wilkins, Joe 1979, '80, '81, '82
 Wilhamowsky, William 1943
 Williams, A. V. 1915, '16
 Williams, Allen 1993, '94
 Williams, E. P. 1910, '11, '12, '13
 Williams, Kameron 1993
 Williams, Walt 1993, '94
 Willis, Vic 1934, '35, '36
 Wilson, Len 1912
 Wilson, Eric 1981, '82, '83, '84
 Wilson, James 1986, '87
 Wilson, Mark 1980, '81
 Wilson, Roger 1905, '06, '07
 Wilson, Tim 1974, '75, '76
 Wingate, Elmer 1947, '48, '49, '50
 Wingfield, Wayne 1979, '80, '81, '82
 Winslaw, J. L. 1903
 Wolfe, Percy 1943
 Wolfe, William 1935, '36, '37
 Wonderack, Arthur 1926, '27, '28
 Wood, Erick 1992, '93, '94
 Wood, William 1930, '32
 Woodeshick, Kevin 1993, '94
 Woods, Al 1930, '31, '32
 Woodward, A. N. 1910
 Wooters, William 1892, '93, '94
 Worthington, Arthur 1892
 Wnght, Darryl 1984, '85, '86, '87
 Wnght, Jack 1941, '42, '46
 Wnght, Todd 1979, '81
 Wyatt, Kervin 1976, '77, '78, '79
 Wycheck, Frank 1990, '91, '92
 Wyres, James 1970, '71
 Wysocki, Charlie 1978, '79, '80, '81



Joe Younge: '72, '74, '75.

"Y"

Yarnell, Dennis 1971
 Yeager, Charles (Buddy) 1933, '34, '35
 Yeates, Mike 1975, '76, '77
 York, Bob 1964, '65, '66
 Young, Walter 1921, '22, '23
 Younge, Joe 1972, '74, '75

"Z"

Zachary, Pete 1973, '74, '75
 Zannoni, Steve 1972, '73, '74
 Zernhelt, John 1974, '76, '77
 Zetts, Michael 1943
 Zizakovic, Lubo 1988, '89, '90, '91
 Zillman, Pat 1979, '80, '81
 Zolak, Scott 1989, '90
 Zulick, Charlie 1936
 Zulick, Earl 1925 '26 '27



John Zernhelt: '74, '76, '77.

TERPASSAGES, 27 HEAD COACHES

Terp Won-Loss Log, Coaches Records

Year	Head Coach	W	L	T
1892	*W. W. Skinner	0	3	0
1893	*S. H. Harding	6	0	0
1894	*J. G. Bannon	3	3	0
1895	No Team			
1896	*Grenville Lewis	6	2	2
1897	*John Lillibridge	2	4	0
1898	*J. F. Kenly	2	5	0
1899	*S. M. Cooke	1	4	0
1900	F. H. Peters	3	4	1
1901	*E. B. Dunbar	1	7	0
1902	D. John Markey	3	5	2
1903	D. John Makey	7	4	0
1904	D. John Markey	2	4	2
1905	D. John Markey	6	4	0

(18-17-4)



Jim Tatum

1916	H. C. Byrd	6	2	0
1917	H. C. Byrd	4	3	1
1918	H. C. Byrd	4	1	1
1919	H. C. Byrd	5	4	0
1920	H. C. Byrd	7	2	0
1921	H. C. Byrd	3	5	1
1922	H. C. Byrd	4	5	1
1923	H. C. Byrd	7	2	1
1924	H. C. Byrd	3	3	3
1925	H. C. Byrd	2	5	1
1926	H. C. Byrd	5	4	1
1927	H. C. Byrd	4	7	0

Year	Head Coach	W	L	T
1939	Frank M. Dobson	2	7	0
1940	Jack Faber,			
	Al Heagy	2	6	1
1941	Al Woods	3	5	1
1942	Clark Shaughnessy	7	2	0
1943	Clarence Spears	4	5	0
1944	Clarence Spears	1	7	1
1945	Paul "Bear" Bryant	6	2	1
1946	Clark Shaughnessy	3	6	0
1947	Jim Tatum	7	2	2
1948	Jim Tatum	6	4	0
1949	Jim Tatum	9	1	0
1950	Jim Tatum	7	2	1




Bobby Ross

1951	Jim Tatum	10	0	0
1952	Jim Tatum	7	2	0
1953	Jim Tatum	10	1	0
1954	Jim Tatum	7	2	1
1955	Jim Tatum	10	1	0

(73-15-4)

Year	Head Coach	W	L	T
1956	Tommy Mont	2	7	1
1957	Tommy Mont	5	5	0
1958	Tommy Mont	4	6	0

(11-18-1)



Joe Krivak

Year	Head Coach	W	L	T
1959	Tom Nugent	5	5	0
1960	Tom Nugent	6	4	0
1961	Tom Nugent	7	3	0
1962	Tom Nugent	6	4	0
1963	Tom Nugent	3	7	0
1964	Tom Nugent	5	5	0
1965	Tom Nugent	4	6	0
1966	Lou Saban	4	6	0
1967	Bob Ward	0	9	0
1968	Bob Ward	2	8	0
1969	Roy Lester	3	7	0
1970	Roy Lester	2	9	0
1971	Roy Lester	2	9	0
1972	Jerry Claiborne	5	5	1
1973	Jerry Claiborne	8	4	0
1974	Jerry Claiborne	8	4	0
1975	Jerry Claiborne	9	2	1
1976	Jerry Claiborne	11	1	0
1977	Jerry Claiborne	8	4	0
1978	Jerry Claiborne	9	3	0
1979	Jerry Claiborne	7	4	0
1980	Jerry Claiborne	8	4	0
1981	Jerry Claiborne	4	6	1

(36-34-0)
(2-17-0)
(7-25-0)
(72-37-3)

Year	Head Coach	W	L	T
1982	Bobby Ross	8	4	0
1983	Bobby Ross	8	4	0
1984	Bobby Ross	9	3	0
1985	Bobby Ross	9	3	0
1986	Bobby Ross	5	5	1

(39-19-1)



Tom Nugent

1987	Joe Krivak	4	7	0
1988	Joe Krivak	5	6	0
1989	Joe Krivak	3	7	1
1990	Joe Krivak	6	5	1
1991	Joe Krivak	2	9	0
1992	Mark Duffner	3	8	0
1993	Mark Duffner	2	9	0
1994	Mark Duffner	4	7	0

(20-34-2)
(9-24-0)

102 Year Totals 509 463 42

* Teams Coached by Captains



H.C. (Curley) Byrd

1906	Fred Nielsen	5	3	0
1907	C. G. Church & C. Melick	3	6	0
1908	Bill Lang	3	8	0
1909	Barney Cooper & E. Larkin	2	5	0
1910	R. Alston	4	3	1
1911	C. Donnelly & H. C. Byrd	4	4	2
1912	H. C. Byrd	6	1	1
1913	H. C. Byrd	6	3	0
1914	H. C. Byrd	5	3	0
1915	H. C. Byrd	6	3	0




Jerry Claiborne

1928	H. C. Byrd	6	3	1
1929	H. C. Byrd	4	4	2
1930	H. C. Byrd	7	5	0
1931	H. C. Byrd	8	1	1
1932	H. C. Byrd	5	6	0
1933	H. C. Byrd	3	7	0
1934	H. C. Byrd	7	3	0

(117-82-15)

Year	Head Coach	W	L	T
1935	Jack Faber	7	2	2
1936	Jack Faber	6	5	0
1937	Jack Faber	8	2	0
1938	Frank M. Dobson	2	7	0

(21-9-0)




Bear Bryant

TERPASSAGES, WON-LOST LOG WITH OPPONENTS

Terp Won-Loss Log with Opponents

W	L	T	W	L	T	W	L	T	W	L	T				
Air Force Acad.	2	0	0	Eastern High	4	0	0	Merchant Marne Acad	1	0	0	Richmond Univ	11	5	2
Alabama	1	2	0	Episcopal High	0	3	0	Miami (Fla.)	7	6	0	Rock Hill Col.	3	1	0
Alex. High	1	0	0	Florida	6	11	0	Miami (Ohio)	0	1	0	Rutgers Univ.	4	3	0
American Univ.	0	1	0	Florida State	0	5	0	Michigan	0	2	0	St. Johns Col.	18	11	
Auburn Univ.	1	2	0	Fortress Monroe	0	0	1	Michigan State.	1	4	0	South Carolina	17	11	0
Bainbridge Training	1	1	0	Fredericksburg Col.	2	0	0	Minnesota	1	0	0	SMU	2	0	0
Baltimore City Col.	2	0	0	Gallaudet	9	6	1	Mississippi.	1	1	0	Swarthmore Col.	0	1	0
Baltimore Med. Col.	0	1	0	Georgetown Univ.	6	9	0	Mississippi State	1	0	0	Syracuse.	14	18	2
Baltimore Poly	3	1	0	Georgetown Prep.	1	1	0	Missouri	6	0	0	Tech. High	5	2	0
Baylor Univ.	1	1	0	George Washington.	10	3	0	Mt. of St. Joseph's Col.	2	0	0	Tennessee	2	5	0
Bethel Mil. Acad.	1	0	0	Georgia	3	2	1	Mt. St. Mary's Col	2	2	1	Texas	0	3	0
Boston College.	1	1	0	Georgia Tech.	2	5	0	Mt. Washington Club	0	1	0	Texas A & M	0	2	0
Boston Univ.	2	0	0	Gibraltar Ath. Club	0	1	0	Navy	5	14	0	Thurd Army Corps	1	0	0
Business High	1	0	0	Gonzaga High	1	1	0	New York Univ.	2	0	0	Tulane Univ.	3	2	0
Carnegie Tech.	0	1	0	Greenville (SC) AAB	1	0	0	North Carolina	25	31	1	UCLA	1	1	0
Catholic Univ.	8	1	2	Guilford Col.	1	0	0	N.C. State.	23	24	4	Vanderbilt	4	8	0
Central High	6	2	0	Gunton Tem. Bapt. Ch.	1	0	0	Ohio Univ.	1	0	0	Villanova	8	2	0
Charlotte Hall Mil.	1	0	0	Hampden Sydney	2	2	0	Oklahoma Univ.	0	4	0	Virginia	37	20	2
Chicago Univ.	0	1	0	Haverford Col.	0	2	0	Old. Univ. of Md.	3	2	1	Virginia Mil. Inst	14	9	2
Cincinnati	2	0	0	Houston	0	1	0	Olympia Ath. Club.	1	0	0	Virginia Tech	14	10	0
Clemson Univ	20	21	2	Indiana State	1	0	0	Orient Ath. Club	1	0	0	Wake Forest.	31	11	1
Clifton Ath. Club	1	0	0	Indiana Univ.	0	2	0	Pennsylvania	1	4	0	Walbrook Ath. Club.	0	1	0
Columbia Ath. Club.	0	1	0	Johns Hopkins	16	11	5	Penn State	1	35	1	Washington & Lee	13	5	2
Connecticut	1	0	0	Kentucky	3	2	2	Penn Military	3	1	0	Washington Col.	18	3	1
Curtis Bay Coast Guard	0	1	0	Lakehurst Nav. Air Sta.	1	0	0	Pittsburgh	3	2	0	West Virginia	15	15	2
Delaware	3	5	1	Louisiana State Univ.	3	0	0	Princeton	0	2	0	Western High	0	0	1
Dinkinson Col.	1	0	0	Louisville	3	0	0	Randolph-Macon Col.	0	2	1	Western Md.	18	13	1
Duke	20	17	0	U.S. Marne Barracks.	1	0	0	Rich. Army Air Base	1	0	0	William & Mary	1	2	0
Duquesne Univ.	1	0	0									Yale Univ.	2	8	1



Most of the Bear Bryant's 1945 Terrapins had actually played service ball for Bryant in North Carolina before he got his first collegiate head coaching job that summer. His men look at home in black and gold. Only one coach is in the photo—Bryant. Eight years later a mentor who was Bryant's equal, Jim Tatum, took the Terrapins to the national championship.

1892 (0-3-0)			
Oct	15	at St. John's	L 0-15
		John's Hopkins	L 0-62
		(Clifton park, Baltimore, Md)	
Nov	19	Episcopal High	L 0-16

1893 (6-0-0)			
Oct	11	Eastern High	W 36-0
		Central High School	W 10-0
		Baltimore City College	W 18-0
Nov	1	St John's	W 6-0
Nov	12	Western Maryland	W 18-10
		Oriental Athletic Club	W 16-6

1894 (3-3-0)			
Oct	12	Western Maryland College	W 52-0
		at Washington College	W 12-0
Oct	27	at St. John's	L 6-22
		Georgetown	W 6-4
		Colonial Athletic Club	L 0-26
		at Mt. St. Mary's	L 0-24

**1895 (0-0-0)
(No Team)**

1896 (6-2-2)

		Eastern High	L 0-6
		Gallaudet	T 0-0
		Business High	W 32-0
		Central High	W 10-6
		Alexandria High	W 18-0
		Bethel M.A.	W 20-10
		Episcopal High	L 0-6
		Western Maryland	W 16-6
		Central High	W 14-0
		University of Maryland	T 0-0

1897 (2-4-2)

		Central High	W 24-6
		Eastern High	W 4-0
		Johns Hopkins	L 0-30
Nov	13	St. John's	L 4-6
		Gallaudet	L 6-16
Nov	20	Baltimore Medical College	L 0-10
		(Electric Park)	

1898 (2-5-0)

Oct	15	Columbia University	L 5-17
		at Western Maryland	L 0-32
		Eastern High	W 4-0
		Gallaudet	L 0-33
		Johns Hopkins	L 0-16
		at Episcopal High	L 0-37
		Rock Hill College	W 27-0



The Maryland Aggies in 1907. Curley Byrd is holding the football.

1899 (1-4-0)

Oct.	14	Western Maryland	L 0-21
Oct	25	Eastern High	W 26-0
Oct.	28	at Johns Hopkins	L 0-40
Nov.	8	Delaware College	L 0-34
		(Wilmington)	
Nov.	11	at St. John's	L 0-62

1900 (3-4-1)

Oct.	13	Western High	T 0-0
Oct	21	Gib. Athletic College	L 0-17
Nov.	10	Georgetown Prep	L 0-5
Nov	17	Georgetown Prep	W 15-0
		Episcopal High	L 6-34
		Gonzaga	L 5-11
		Gonzaga	W 21-0
		Char. Hall Athletic Club	W 21-0

1901 (1-7-0)

Oct	5	Delaware College	L 6-24
Oct	16	Gallaudet reserves	L 10-11
Oct.	19	Johns Hopkins	L 0-6
Oct.	26	Rock Hill College	L 6-11
Nov.	2	Central High	L 0-11
Nov.	12	U.S. Mannes	W 27-0
Nov.	16	Walk. Athletic College	L 0-36
Nov.	23	Western Maryland	L 0-30

1902 (3-5-2)

		Georgetown	L 0-27
		Mt. St. Joseph's	W 5-0
		Columbia University	W 11-10
		Olympia Athletic Club	W 6-0
		Washington College	T 0-0
		Mt. St. Mary's	L 0-5
		Western Maryland	L 6-26
		University of Maryland	L 0-5
		Johns Hopkins	L 0-17
		Delaware College	T 0-0

1903 (7-4-1)

Oct	11	University of Maryland	W 11-0
Oct	14	Tech High School	W 27-0
Oct	22	at Columbia University	W 6-0
Oct	22	Georgetown	L 0-28
		Clifton Athletic Club	W 5-0
		Gunton Tem	W 21-0
		at St. John's	L 0-18
Nov	2	Washington College	W 28-0
Nov	15	Western Maryland	W 6-0
Nov	18	at Mt. St. Mary's	L 0-2
Nov	27	Delaware College	L 0-16
		(Wilmington)	

1904 (2-4-2)

Sept.	26	at Georgetown	L 0-22
Oct.	3	Randolph Macon	T 0-0
		Ftress Monroe	T 0-0
Oct	7	at Mt. St. Mary's	W 11-6
Oct	14	Western Maryland	L 0-5
		Gallaudet	W 22-5
Nov	3	University of Maryland	L 0-6
Nov	26	Delaware College	L 0-18
		(Wilmington)	

1905 (6-4-0)

Oct	7	Baltimore Poly Institute	W 20-0
Oct	14	Gallaudet	W 16-0
Oct	21	Western Maryland	L 0-10
Oct	25	at Navy	L 0-17



Maryland's state champions of 1913. The coach is Byrd, first row kneeling on the left.

TERPASSAGES, 1,014 GAMES

Oct 28	Mt. St Joseph's	W	28-0
Nov 4	at William & Mary	W	17-0
Nov 11	St John's	W	27-5
Nov 18	at Washington College	L	0-17
Nov 25	University of Maryland	W	23-5
Nov 30	at Delaware College	L	0-12

1906 (5-3-0)

Sept 29	Tech High	W	5-0
Oct 6	Baltimore City College	W	22-0
Oct 10	at Navy	L	0-12
Oct 13	Georgetown	L	0-28
	(at Griffith Stadium, Washington, D C)		
Oct 20	at Mt. Washington College	L	0-29
Nov 10	at St. Johns	W	20-4
Nov 17	at Rock Hill	W	16-0
Nov 24	Washington College	W	24-0

1907 (3-6-0)

Sept 28	Tech High	W	13-0
	Georgetown	L	0-10
Oct 5	at Richmond College	W	5-1
Oct 9	at Navy	L	0-12
Oct 12	at Mt St Mary's	L	6-12
Oct 26	George Washington	W	10-0
	(Griffith Stadium, Washington, D. C.)		
Nov 9	at Washington College	W	10-5
Nov 16	St. John's	L	0-16
Nov 23	at Gallaudet	L	0-5
	(Kendall Green)		

1908 (4-7-0)

Central High	W	5-0
Tech High	L	5-6
at Richmond College	L	0-22
at Johns Hopkins	L	0-10
Navy	L	0-57
Gallaudet	W	5-0
at Fredencksburg	W	10-0
Baltimore Poly	W	12-0
St John's	L	0-31
Washington College	L	0-11
George Washington	L	0-57

1909 (2-5-0)

Sept. 25	Tech High	L	0-11
Oct. 2	at Richmond College	L	0-12
Oct 9	at Johns Hopkins	L	0-9
Oct. 16	Rock Hill	W	5-0
Oct. 23	George Washington	L	0-26
	(Griffith Stadium, Washington, D.C.)		
Nov. 6	at Gallaudet	W	14-12

1910 (5-3-1)

	Central High	W	12-0
Oct. 1	at Richmond College	W	22-0
Oct. 8	at John's Hopkins	T	11-11
Oct. 15	Catholic University	W	20-0
Oct. 19	at George Washington	W	6-0
	(Griffith Stadium, Washington, D.C.)		



The 1915 squad. The year ended with the Old Liners losing to Hopkins for the state title.

Nov 12	at Virginia Military Institute.	L	0-8
Nov 19	at St John's	L	0-6
Nov 24	at Western Maryland	L	3-17

1911 (4-4-2)

	Central High	L	0-14
	Tech High	W	6-0
Sept 30	Richmond	W	12-0
Oct 14	Fredencksburg College	W	5-0
Oct 21	Johns Hopkins	L	3-6
Oct 28	Catholic University	T	6-6
Nov 4	St. John's	L	0-27
Nov 11	at Washington College	L	5-17
Nov 18	Western Maryland	L	0-6
Nov 25	Gallaudet	W	6-2

1912 (6-1-1)

	Tech High	W	6-0
	at Johns Hopkins	W	13-0
	University of Maryland	W	58-0
	at St. John's	L	0-27
	Gallaudet	W	13-6
	at Western Maryland	W	17-7
	at P M C	T	13-13
	Richmond College	W	42-0

1913 (6-3-0)

Sept. 27	Baltimore City College	W	27-0
Oct. 4	Richmond College	W	45-0
Oct. 11	at Johns Hopkins	W	26-0
Oct 18	Western Maryland	W	46-0
Oct 25	at Navy	L	0-76
Nov 8	at St. Johns	W	13-0

Nov 14	Washington College	W	2-0
Nov 22	Gallaudet	L	0-13
Nov 27	Pennsylvania Military Inst	L	7-27
	(Thanksgiving Day)		

1914 (5-3-0)

Sept 26	Baltimore Poly	L	6-0
Oct 3	Catholic University	W	6-0
Oct 10	at Western Maryland	L	13-20
Oct 24	at Johns Hopkins	W	14-0
Oct 27	at St John's	W	27-14
Nov 6	at Washington College	W	3-0
Nov 14	at Gallaudet	L	0-23
Nov 26	Pennsylvania Military College W		26-0
	(Thanksgiving Day)		

1915 (6-3-0)

Sept 25	Baltimore Poly	W	31-0
Oct 2	at Haverford	L	0-7
Oct 9	Catholic University	L	0-16
Oct 16	Gallaudet	W	10-2
	Pennsylvania Military College W		14-13
Nov 30	St John's	W	27-14
Nov 6	Washington College	W	28-13
Nov 13	Western Maryland	W	51-0
Nov 25	Johns Hopkins	L	0-3
	(Thanksgiving Day)		

1916 (6-2-0)

Sept. 6	Dickinson	W	6-0
Sept. 11	Navy	L	7-14
	Virginia Military Institute	W	15-9
Sept. 25	Haverford	L	6-7
	St Johns	W	31-6
	at New York University	W	10-7
	Catholic University	W	13-9
Nov 30	at Johns Hopkins	W	54-0
	(Thanksgiving Day)		

1917 (4-3-1)

Oct. 6	Delaware College	W	20-0
Oct 13	at Navy	L	0-62
Oct 20	at Virginia Military Institute	T	14-14
Oct 27	Wake Forest	W	29-13
Nov 3	North Carolina A&M	L	6-10
	Central High School, Stadium, Washington D C		
Nov. 10	St. Johns	W	13-3
Nov 17	at Penn State	L	0-57
Nov 30	at Johns Hopkins	W	7-0

1918 (4-1-1)

Oct. 26	American University	L	6-13
Nov 2	at Virginia Military Institute	W	7-6
	Western Maryland	W	19-14
	(Homewood Field, Baltimore, Md.)		
Nov 16	New York University	W	6-2
Nov 23	St Johns	W	19-14



Kirk Besley is escorted through the Washington College line in 1925 in the first Byrd Stadium.

Nov 28 (Homewood Field, Baltimore, Md.)
at Johns Hopkins T 0-0
(Thanksgiving Day)

1919 (5-4-0)

Swarthmore L 6-10
at Virginia W 13-0
Oct 18 West Virginia L 0-27
Oct 25 Virginia Polytechnic Institute L 0-6
Nov 1 at Yale L 0-31
Nov 8 at St Johns W 27-0
Catholic University W 13-0
Western Maryland W 20-0
Nov 27 at Johns Hopkins W 13-0
(Thanksgiving Day)

1920 (7-2-0)

Sept 25 Randolph Macon W 54-0
Oct 2 at Rutgers L 0-6
Oct 9 at Princeton L 0-35
Oct 16 Washington College W 27-0
Oct 23 at Virginia Polytechnic Institute W 7-0
Oct 30 at North Carolina W 13-0
Nov 6 at Catholic University W 14-0
Nov 16 at Syracuse W 20-7
Nov 25 Johns Hopkins W 24-7
(Thanksgiving Day)

1921 (3-5-1)

Oct 1 at Rutgers W 3-0
Oct 8 at Syracuse L 0-42
Oct 15 St John's L 3-7
Oct 22 Virginia Polytechnic Institute W 10-7
(Washington, D.C.)
Oct 29 North Carolina L 7-16
(Baltimore Stadium)
Nov 5 at Yale L 0-28
Nov 12 at Catholic University W 16-0
Nov 19 at Carnegie Tech L 0-21
Nov 24 N.C. State T 6-6
(Baltimore Stadium, Thanksgiving Day)

1922 (4-5-1)

Sept 30 3rd Army Cor W 7-0
(Homewood Field, Baltimore, Md.)
Oct 7 Richmond T 0-0
Oct 14 at Pennsylvania L 0-12
Oct 21 at Princeton L 0-26
Oct 28 at North Carolina L 3-27
Nov 4 at Virginia Polytechnic Institute L 0-21



Jack Stonebreaker scores in Gainesville in 1935 as the Terrapins whipped the Gators, 20-6.

Nov 11 at Yale L 3-45
Nov 18 at Johns Hopkins W 3-0
Nov 25 at Catholic University W 54-0
Nov 30 at N.C. State W 7-6
(Thanksgiving Day)

1923 (7-2-1)

Sept 29 Randolph Macon W 53-0
Oct 6 at Pennsylvania W 3-0
Oct 13 Richmond W 23-0
Oct 20 Virginia Polytechnic Institute L 9-16
(Griffith Stadium, Washington, D.C.)
Oct 27 North Carolina W 14-0
Nov 3 St John's W 28-0
Nov 10 at Yale L 14-16
Nov 17 at N.C. State W 26-12
Nov 24 Catholic University W 40-6
Nov 29 Johns Hopkins T 6-6
(Baltimore Stadium, Thanksgiving Day)

1924 (3-3-3)

Sept 27 Washington College W 23-0
Oct 4 Washington & Lee L 7-19
Oct 11 Richmond W 38-0
Oct 18 Virginia Polytechnic Institute L 0-12
Oct 25 at North Carolina W 6-0


Nov 1 at Catholic University T 0-0
Nov 8 at Yale L 0-47
Nov 15 N.C. State T 0-0
Nov 27 Johns Hopkins T 0-0
(Baltimore Stadium, Thanksgiving)

1925 (2-5-1)

Sept 26 Washington College W 13-0
Oct 10 Rutgers W 16-0
(at Philadelphia, Pa.)
Oct 17 at Virginia Polytechnic Institute L 0-3
Oct 24 at Virginia L 0-6
Oct 31 North Carolina L 0-16
(Baltimore Stadium)
Nov 7 at Yale L 14-43
Nov 14 Washington & Lee L 3-7
Nov 26 Johns Hopkins W 17-14
(Baltimore Stadium, Thanksgiving Day)

1926 (5-4-1)

Sept 25 Washington College W 63-0
Oct 2 at South Carolina L 0-12
Oct 9 at Chicago L 0-21
Oct 16 at Virginia Poly L 8-24
(Norfolk)



Maryland meets Virginia Poly in 1932's Homecoming game.

TERPASSAGES, 1,014 GAMES

Oct.	23	North Carolina	W	14-6
Oct.	30	Gallaudet	W	38-7
Nov.	6	at Yale	W	15-0
Nov.	13	Virginia	T	6-6
Nov.	20	at Washington & Lee	L	0-3
Nov.	25	Johns Hopkins	W	17-14
(Baltimore Stadium, Thanksgiving)				

1927 (4-7-0)

Sept.	24	Washington College	W	80-0
Oct.	1	South Carolina	W	26-0
Oct.	8	at North Carolina	L	6-7
Oct.	15	at Virginia Poly	W	13-7
Oct.	22	at VMI	W	10-6
Oct.	29	Washington & Lee	L	6-13
Nov.	5	at Yale	L	6-30
Nov.	12	at Virginia	L	0-21
Nov.	19	at Vanderbilt	L	20-39
Nov.	24	Johns Hopkins	L	13-14
(Baltimore Stadium, Thanksgiving)				
Dec.	3	At Florida	L	6-7

1928 (6-3-1)

Sept.	29	Washington College	W	31-0
Oct.	6	North Carolina	L	19-26
Oct.	13	at South Carolina	L	7-21
Oct.	20	Western Maryland	W	13-6
Oct.	27	at VMI	T	0-0
Nov.	3	at Virginia Poly	L	6-9
Nov.	10	at Yale	W	6-0
Nov.	17	Virginia	W	18-2
Nov.	24	at Washington & Lee	W	6-0
Nov.	29	Johns Hopkins	W	26-6
(Baltimore Stadium, Thanksgiving)				

1929 (4-4-2)

Sept.	27	Washington College	W	34-7
Oct.	5	North Carolina	L	0-43
Oct.	12	South Carolina	L	6-26
Oct.	19	Gallaudet	W	13-6
Oct.	26	at VMI	L	6-7
Nov.	2	Virginia	T	13-13
Nov.	9	at Yale	T	13-13
Nov.	16	at Virginia Poly	W	24-0
Nov.	28	Johns Hopkins	W	39-8
Dec.	7	Western Maryland	L	0-12
(Baltimore Stadium)				

1930 (7-5-0)

Sept.	27	Washington College	W	60-6
Oct.	4	at Yale	L	13-40



Bill Pironnello surges against Penn State in 1943.

Oct.	11	at North Carolina	L	21-28
Oct.	18	St. Johns	W	21-13
Oct.	25	at VMI	W	20-0
Nov.	1	at Virginia	W	14-6
Nov.	8	Washington & Lee	W	41-7
Nov.	15	at Virginia Poly	W	13-7
Nov.	22	at Navy	L	0-6
Nov.	27	Johns Hopkins	W	39-6
Dec.	6	Western Maryland	L	0-7
(Baltimore Stadium)				

1931 (8-1-1)

Sept.	26	Washington College	W	13-0
Oct.	3	Virginia	W	7-6
Oct.	10	Navy	W	6-0
Oct.	17	Kentucky	T	6-6
Oct.	24	at VMI	W	24-20
Oct.	31	at Virginia Poly	W	20-0
Nov.	7	at Vanderbilt	L	12-39
Nov.	21	Washington & Lee	W	13-7

Nov.	26	Johns Hopkins	W	35-14
(Baltimore Stadium, Thanksgiving)				
Nov.	5	Western Maryland	W	41-6
(Baltimore Stadium)				

1932 (5-6-0)

Sept.	25	Washington College	W	63-0
Oct.	1	at Virginia	L	6-7
Oct.	8	Virginia Poly	L	23-0
Oct.	15	at Duke	L	0-34
Oct.	22	St. Johns	W	24-7
Oct.	29	at VMI	W	12-7
Nov.	5	Vanderbilt	L	0-13
(Griffith Stadium, Washington)				
Nov.	12	Navy	L	7-28
(Baltimore Stadium)				
Nov.	19	Washington & Lee	W	6-0
(Baltimore Stadium)				
Nov.	24	Johns Hopkins	W	23-0
(Baltimore Stadium, Thanksgiving)				
Dec.	3	Western Maryland	L	7-39

1933 (3-7-0)


Sept.	30	St. Johns	W	20-0
Oct.	7	at Virginia Poly	L	6-7
Oct.	14	at Tulane	L	0-20
Oct.	21	at VMI	L	13-19
Oct.	28	Western Maryland	L	7-13
(Baltimore Stadium)				
Nov.	4	at Virginia	L	0-6
Nov.	11	Duke	L	7-38
Nov.	18	at Johns Hopkins	W	27-7
Nov.	23	Washington & Lee	W	33-13
(Thanksgiving)				
Dec.	2	Florida	L	0-19
(Tampa)				

1934 (7-3-0)

Sept.	29	St. Johns	W	13-0
Oct.	6	at Washington & Lee	L	0-7
Oct.	13	at Navy	L	13-16
Oct.	20	at Virginia Poly	W	14-9
Oct.	27	Florida	W	21-0
Baltimore Stadium				
Nov.	3	Virginia	W	2-0
Nov.	10	VMI	W	23-0
Baltimore Stadium				
Nov.	17	Indiana	L	14-17
Nov.	24	Georgetown	W	6-0
Nov.	29	Johns Hopkins	W	19-0
Baltimore Stadium, Thanksgiving				



Harry Bonk (right) and the Terrapins against South Carolina in the first Byrd Stadium, 1946.



Jack Scarbath is running from Clemson and deciding whether to pitch the ball to Chet Hanulak (left). The Tigers fell, 8-0.

1935 (7-2-2)				
Sept. 28	St. Johns	W	39-6	
Oct. 5	Virginia Poly (Baltimore Stadium)	W	7-0	
Oct. 12	North Carolina	L	33-0	
Oct. 19	at V.M.I.	W	6-0	
Oct. 26	at Florida	W	20-6	
Nov. 2	at Virginia	W	14-7	
Nov. 9	Indiana (Baltimore Stadium)	L	7-13	
Nov. 16	Washington & Lee	T	0-0	
Nov. 23	at Georgetown (Griffith Stadium, Washington)	W	12-6	
Nov. 28	Syracuse (Baltimore Stadium, Thanksgiving)	T	0-0	
Dec. 4	Western Maryland	W	22-7	

1936 (6-5-0)				
Sept. 28	St. Johns	W	28-0	
Oct. 3	at Virginia Poly	W	6-0	
Oct. 10	at North Carolina	L	0-14	
Oct. 17	at Virginia	W	21-0	
Oct. 24	Syracuse	W	20-0	
Oct. 31	at Florida	L	6-7	
Nov. 7	at Richmond	W	12-0	
Nov. 14	V.M.I.	L	7-13	
Nov. 21	Georgetown	L	6-7	
Nov. 26	Washington & Lee (Baltimore Stadium, Thanksgiving)	W	19-6	
Dec. 5	Western Maryland	L	0-12	

1937 (8-2-0)				
Sept. 25	St. Johns	W	25-0	
Oct. 2	at Pennsylvania (Franklin Field)	L	21-28	
Oct. 9	Western Maryland	W	6-0	
Oct. 16	at Virginia	W	3-0	
Oct. 23	Syracuse (Baltimore Stadium)	W	13-0	
Oct. 30	Florida	W	13-7	
Nov. 6	at V.M.I.	W	9-7	
Nov. 13	at Penn State	L	14-21	
Nov. 20	Georgetown (Griffith Stadium, Washington)	W	12-2	
Nov. 25	Washington & Lee (Baltimore Stadium, Thanksgiving)	W	8-0	

1938 (2-7-0)				
Sept. 24	Richmond	L	6-19	
Oct. 1	at Penn State	L	0-33	
Oct. 8	at Syracuse	L	0-53	
Oct. 15	Western Maryland (Baltimore Stadium)	W	14-8	

Oct. 22	Virginia	L	19-27	
Oct. 29	V.M.I.	L	14-47	
Nov. 12	at Florida	L	7-21	
Nov. 19	Georgetown	L	7-14	
Nov. 24	Washington & Lee (Baltimore Stadium, Thanksgiving)	W	19-13	

1939 (2-7-0)				
Sept. 30	Hampden-Sydney	W	25-0	
Oct. 7	Western Maryland (Baltimore Stadium)	W	12-0	
Oct. 14	at Virginia	L	7-12	
Oct. 21	at Rutgers	L	12-25	
Oct. 28	Florida	L	0-14	
Nov. 4	at Penn State	L	0-12	
Nov. 11	Georgetown (Griffith Stadium, Washington)	L	0-20	
Nov. 18	at V.M.I.	L	14-47	
Nov. 30	Syracuse (Thanksgiving)	L	7-10	

1940 (2-6-1)				
Sept. 28	Hampden-Sydney	L	6-7	
Oct. 5	at Pennsylvania	L	0-51	
Oct. 12	Virginia	L	6-19	
Oct. 19	at Florida	L	0-19	
Oct. 25	Western Maryland (Baltimore Stadium)	W	6-0	
Nov. 9	Georgetown	L	0-41	
Nov. 16	V.M.I.	L	0-20	
Nov. 21	Rutgers	W	14-7	
Nov. 30	Washington & Lee (Baltimore Stadium, Thanksgiving)	T	7-7	

1941 (3-5-1)				
Sept. 27	Hampden-Sydney	W	18-0	
Oct. 4	Western Maryland	T	6-6	
Oct. 11	Duke	L	50-0	
Oct. 18	Florida	W	13-12	
Oct. 25	at Pennsylvania	L	0-55	
Nov. 1	at Rutgers	L	0-20	
Nov. 8	Georgetown (Griffith Stadium, Washington)	L	0-26	
Nov. 15	V.M.I.	L	0-27	
Nov. 20	Washington & Lee	W	6-0	

1942 (7-2-0)				
Sept. 26	Connecticut	W	34-0	
Oct. 3	Lakehurst Naval Air Station	W	14-0	
Oct. 10	Rutgers	W	27-13	
Oct. 17	at V.M.I.	L	0-29	
Oct. 24	Western Maryland	W	51-0	


Oct. 31	Florida (Griffith Stadium, Washington)	W	13-0	
Nov. 7	at Duke	L	0-42	
Nov. 14	at Virginia	W	27-12	
Nov. 21	Washington & Lee	W	32-28	

1943 (4-5-0)				
Sept. 25	Curtis Bay Coast Guard	L	7-13	
Oct. 2	Wake Forest	W	13-7	
Oct. 9	Richmond Army Base	W	19-6	
Oct. 16	at West Virginia	L	2-6	
Oct. 23	Penn State	L	0-45	
Oct. 30	at Greenville Air Base	W	43-18	
Nov. 6	at Virginia	L	0-39	
Nov. 13	Bainbridge Naval Training Squad	L	0-46	
Nov. 25	V.M.I. (Roanoke, Thanksgiving)	W	34-21	

1944 (1-7-1)				
Sept. 29	Hampden-Sydney	L	0-12	
Oct. 7	at Wake Forest (Winston-Salem)	L	0-39	
Oct. 14	West Virginia	T	6-6	
Oct. 21	Michigan State	L	0-8	
Nov. 4	Virginia	L	7-18	
Nov. 11	at Michigan State	L	0-33	
Nov. 18	at Penn State	L	19-34	
Nov. 25	at Florida	L	6-14	
Nov. 30	V.M.I. (Roanoke, Thanksgiving)	W	8-6	

1945 (6-2-1)				
Sept. 28	Gulford College	W	60-6	
Oct. 6	at Richmond	W	21-0	
Oct. 12	U.S. Merchant Marine	W	22-6	
Oct. 20	at Virginia Poly	L	13-21	
Oct. 27	at West Virginia	T	13-13	
Nov. 3	William & Mary	L	14-33	
Nov. 10	V.M.I.	W	38-0	
Nov. 24	Virginia (Griffith Stadium, Washington)	W	19-13	
Dec. 1	at South Carolina	W	19-13	

1946 (3-6-0)				
Sept. 28	Bainbridge Naval	W	54-0	
Oct. 4	Richmond	L	7-37	
Oct. 12	at North Carolina	L	0-33	
Oct. 18	Virginia Polytechnic	W	6-0	
Nov. 2	at William & Mary	L	7-41	
Nov. 9	South Carolina	L	17-21	
Nov. 16	Wash & Lee (Baltimore Stadium)	W	24-7	



Big Mo (Ed Modzelewski) runs around George Washington in 1951.

TERPASSAGES, 1,014 GAMES

Nov. 23 at Michigan State L 14-26
 Nov. 30 at N.C. State L 7-28

1947 (7-2-2)

Sept. 27 at South Carolina W 19-13
 Oct. 3 Delaware W 43-19
 Oct. 10 Richmond W 18-6
 Oct. 18 at Duke L 7-19
 Oct. 25 at Virginia Polytechnic W 21-19
 Nov. 1 West Virginia W 27-0
 Nov. 8 at Duquesne W 32-0
 Nov. 15 North Carolina L 0-19
 (Griffith Stadium, Washington)
 Nov. 22 at Vanderbilt W 20-6
 Nov. 29 N.C. State T 0-0
 Jan. 1
 Gator Bowl Georgia T 20-20

1948 (6-4-0)

Sept. 25 at Richmond W 19-0
 Oct. 2 at Delaware W 21-0
 Oct. 9 Virginia Polytechnic W 28-0
 (Griffith Stadium, Washington)
 Oct. 16 Duke #18 L 12-13
 (Griffith Stadium, Washington)
 Oct. 23 George Washington W 47-0
 (Griffith Stadium, Washington)
 Oct. 29 at Miami W 27-13
 Nov. 6 at South Carolina W 19-7
 Nov. 13 North Carolina #6 L 20-49
 Nov. 20 at Vanderbilt L 0-34
 (Griffith Stadium, Washington)
 Nov. 27 at West Virginia L 14-16

1949 (9-1-0)

Sept. 24 at Virginia Polytechnic W 34-7
 Sept. 30 Georgetown W 33-7
 Oct. 8 at Michigan State #13 L 7-14
 Oct. 22 at N.C. State W 14-6
 Oct. 29 South Carolina #15 W 44-7
 Nov. 5 George Washington W 40-14
 Nov. 12 at Boston University W 14-13
 Nov. 24 #15 West Virginia W 47-7
 Dec. 2 #14 at Miami W 13-0
 Jan. 2 #14
 Gator Bowl Missouri W 20-7

1950 (7-2-1)

Preseason #15
 Sept. 23 at Georgia L 7-27
 Sept. 30 Navy W 35-21
 Oct. 7 at Michigan State W 34-7
 Oct. 14 at Georgetown W 25-14
 (Griffith Stadium, Washington)
 Oct. 21 N.C. State L 13-16
 Oct. 28 at Duke W 26-14
 Nov. 4 George Washington W 23-7
 Nov. 11 at North Carolina T 7-7
 Nov. 18 at West Virginia W 41-0
 Dec. 2 Virginia Polytechnic W 63-7

1951 (10-0-0)

Preseason #16
 Sept. 29 at Wash. & Lee W 54-14
 Oct. 6 George Washington W 33-6
 Oct. 13 at Georgia W 43-7
 Oct. 20 North Carolina W 14-7
 Oct. 27 at Louisiana State W 27-0
 Nov. 3 Missouri W 35-0
 Nov. 10 at Navy W 40-21
 (Baltimore Stadium)
 Nov. 17 N.C. State W 53-0
 Nov. 24 West Virginia W 54-7
 Jan. 2 #3
 Sugar Bowl Tennessee W 28-13
 Final Poll #3

1952 (7-2-0)

Preseason #2
 Sept. 20 at Missouri W 13-10
 Sept. 27 at Auburn W 13-7
 Oct. 4 #3 Clemson W 28-0
 Oct. 11 #4 at Georgia #19 W 37-0
 Oct. 18 #2 Navy #20 W 38-7
 Oct. 25 #2 Louisiana State W 34-6



Memories of 1953: the backfield of Bernie Faloney, Chet Hanulak, Dick Nolan and Ralph Felton; Coach Tatum being carried off the field in victory at North Carolina.

Nov. 1 #2 at Boston University W 34-7
 Nov. 15 #3 at Mississippi #11 L 14-21
 Nov. 22 #8 at Alabama #14 L 7-27
 Final Poll #13

1953 (10-1-0) (ACC 3-0-0, Co-Champions) Pre

Season #9
 Sept. 19 at Missouri W 20-6
 Sept. 26 Wash. and Lee W 52-0
 Oct. 3 #3 at Clemson W 20-0
 Oct. 10 #4 Georgia W 40-13
 Oct. 17 #3 at North Carolina W 26-0
 Oct. 23 #3 at Miami W 30-0
 Oct. 31 #2 South Carolina W 24-6
 Nov. 7 #2 at George Washington W 27-6
 (Griffith Stadium, Washington)
 Nov. 14 #2 Mississippi #12 W 38-0
 Nov. 21 #2 Alabama #11 W 21-0
 Jan. 1
 Orange Bowl Oklahoma #4 L 0-7
 Final Poll #1

1954 (7-2-1) (ACC 4-0-1, 2nd) Pre Season #3

Sept. 18 at Kentucky W 24-0
 Oct. 1 #6 at U.C.L.A. #4 L 7-12
 Oct. 9 #13 at Wake Forest T 13-13
 Oct. 16 North Carolina W 33-0
 Oct. 22 at Miami #16 L 7-9
 Oct. 30 at South Carolina W 20-0
 Nov. 6 N.C. State W 42-14
 Nov. 13 #17 Clemson W 16-0
 Nov. 20 #13 George Washington W 48-6
 Nov. 25 #10 Missouri W 74-13
 Final Poll #8

1955 (10-1-0) (ACC 4-0-0, Co-Champions) Pre

Season #5
 Sept. 17 at Missouri W 13-12
 Sept. 24 U.C.L.A. W 7-0
 Oct. 1 at Baylor W 20-6
 Oct. 1 Wake Forest W 28-7
 Oct. 15 at North Carolina W 25-7
 Oct. 22 at Syracuse W 34-13
 Oct. 29 South Carolina W 27-0
 Nov. 5 Louisiana State W 13-0
 Nov. 12 at Clemson W 25-12

Nov 19	George Washington	W	19-0
Jan 2	#3		
Orange Bowl	Oklahoma	#1 L	6-20
Final Poll #3			

1956 (2-7-1)
(ACC 2-2-1, 4th)
Pre Season #6

Sept. 22	Syracuse	L	12-26
Sept. 29	at Wake Forest	W	6-0
Oct. 6	Baylor	#16 L	0-14
Oct. 12	at Miami	#11 L	6-13
Oct. 20	at North Carolina	L	6-34
Oct. 27	at Tennessee	#4 L	7-34
Nov. 3	Kentucky	L	0-14
Nov. 10	Clemson	#11 T	6-6
Nov. 17	at South Carolina	L	0-13
Nov. 22	at N.C. State	W	25-14

1957 (5-5-0)
(ACC 4-2-0, tie 3rd)

Sept. 21	at Texas A & M	#2 L	13-21
Sept. 28	N.C. State	L	13-48
Oct. 5	at Duke	#4 L	0-14
Oct. 12	Wake Forest	W	27-0
Oct. 19	North Carolina	#14 W	21-7
Oct. 26	Tennessee	L	0-16
Nov. 2	at South Carolina	W	10-6
Nov. 9	at Clemson	L	7-26
Nov. 15	at Miami	W	16-6
Nov. 23	Virginia	W	12-0

1958 (4-6-0)
(ACC 3-3-0, 5th)

Sept. 20	at Wake Forest	L	0-34
Sept. 27	at N.C. State	W	21-6
Oct. 4	Clemson	#10 L	0-8
Oct. 11	Texas A & M	L	10-14
Oct. 18	at North Carolina	L	0-27
Oct. 25	at Auburn	L	7-20
Nov. 1	South Carolina	W	10-6
Nov. 8	at Navy (Baltimore Stadium)	L	14-40
Nov. 14	at Miami	W	26-14
Nov. 22	at Virginia	W	44-6

1959 (5-5-0)
(ACC 4-2-0, 3rd)

Sept. 19	West Virginia	W	27-7
Sept. 26	at Texas	L	0-26
Oct. 3	at Syracuse	#20 L	0-29
Oct. 10	Wake Forest	L	7-10
Oct. 17	North Carolina	W	14-7
Oct. 31	at South Carolina	L	6-22

Nov. 7	at Navy (Baltimore Stadium)	L	14-22
Nov. 14	at Clemson	#11 W	28-25
Nov. 21	Virginia	W	55-12
Dec. 5	N C State	W	33-28

1960 (6-4-0)
(ACC 5-2-0, 3rd)

Sept. 17	at West Virginia	W	31-8
Sept. 24	Texas	#15 L	0-34
Oct. 1	Duke	L	7-20
Oct. 8	at N.C. State	L	10-13
Oct. 15	Clemson	#8 W	19-17
Oct. 22	at Wake Forest	W	14-13
Oct. 29	South Carolina	W	15-0
Nov. 5	at Penn State	L	9-28
Nov. 12	at North Carolina	W	22-19
Nov. 19	at Virginia	W	44-12

NOTE 1961-1967 ONLY
TOP TEN TEAMS RANKED

1961 (7-3-0)
(ACC 3-3-0, 3rd)

Pre Season	- other teams receiving votes		
Sept. 23	at S.M.U.	W	14-6
Sept. 30	at Clemson	W	24-21
Oct. 7	Syracuse	#7 W	22-21
Oct. 14	North Carolina	#10 L	8-14
Oct. 21	at Air Force	W	21-0
Oct. 28	at South Carolina	L	10-20
Nov. 4	Penn State	W	21-17
Nov. 11	N.C. State	W	10-7
Nov. 18	Wake Forest	W	10-7
Nov. 25	at Virginia	L	16-28

1962 (6-4-0)
(ACC 5-2-0, 3rd)

Sept. 22	S.M.U.	W	7-0
Sept. 29	Wake Forest	W	13-2
Oct. 6	N.C. State	W	14-6
Oct. 13	North Carolina	W	31-13
Oct. 19	at Miami	L	24-28
Oct. 27	South Carolina	W	13-11
Nov. 3	at Penn State	L	7-23
Nov. 10	at Duke	L	7-10
Nov. 17	Clemson	L	14-17
Nov. 24	Virginia	W	40-18



Gene Alderton (51) led the 1957 squad on the field for press and picture day.



Defending national champion U.C.L.A. was defeated, 7-0, behind the heroics of Ed Vereb in 1955. This was a game between two national championship contenders—the Terps were to go undefeated before losing to Oklahoma in the Orange Bowl.

TERPASSAGES, 1,014 GAMES

1963 (3-7-0) (ACC 2-5-0, 5th)

Sept 21	N C State	L	14-36
Sept 28	at South Carolina	L	13-21
Oct 5	Duke (at Richmond)	L	12-30
Oct 12	North Carolina	L	7-14
Oct 19	Air Force	W	21-14
Oct 26	at Wake Forest	W	32-0
Nov 2	Penn State	L	15-17
Nov 9	at Navy	#4 L	7-42
Nov 16	at Clemson	L	6-21
Nov 23	Virginia	W	21-6

1964 (5-5-0) (ACC 4-3-0, tie 3rd)

Sept 19	Oklahoma	#2 L	3-13
Sept 26	South Carolina	W	24-6
Oct 3	at N C State	L	13-14
Oct 10	at Duke	L	17-24
Oct 17	North Carolina (Norfolk, Va)	W	10-9
Oct 24	Wake Forest	L	17-21
Oct 31	at Penn State	L	9-17
Nov 7	Navy	W	27-22
Nov 14	Clemson	W	34-0
Nov 21	at Virginia	W	10-0

1965 (4-6-0) (ACC 3-3-0, tie 5th)

Sept 25	Ohio University	W	24-7
Oct 2	Syracuse	L	7-24
Oct 9	at Wake Forest	W	10-7
Oct 16	at North Carolina	L	10-12
Oct 23	N.C. State	L	7-29
Oct 30	at South Carolina	W	27-14
Nov 6	at Navy	L	7-19
Nov 13	at Clemson	W	6-0
Nov 20	Virginia	L	27-33
Dec 4	Penn State	L	7-19

1966 (4-6-0) (ACC 3-3-0, tie 3rd)

Sept 17	at Penn State	L	7-15
Sept 24	Wake Forest	W	34-7
Oct 1	Syracuse	L	7-28
Oct 8	Duke	W	21-19
Oct 15	West Virginia	W	28-9
Oct 29	South Carolina	W	14-2
Nov 5	at N C State	L	21-24
Nov 12	Clemson	L	10-14
Nov 19	at Virginia	L	17-41
Nov 26	at Florida State	L	21-45

1967 (0-9-0) (ACC 0-6-0, 8th)

Sept 30	at Oklahoma	L	0-35
Oct 7	Syracuse	L	3-7
Oct 14	N C State	#9 L	9-31
Oct 21	at North Carolina	L	0-14
Oct 28	at South Carolina	L	0-31
Nov 4	Penn State	L	3-38
Nov 11	at Clemson	L	7-28
Nov 17	at Wake Forest	L	17-35
Nov 25	Virginia	L	7-12

1968 (2-8-0) (ACC 2-4-0, 7th)

Sept 21	Florida State	L	14-24
Sept 28	at Syracuse	L	14-32
Oct 5	Duke (at Norfolk, Va)	L	28-30
Oct 12	North Carolina	W	33-24
Oct 19	South Carolina	W	21-19
Oct 26	at N C State	L	11-31
Nov 2	at Wake Forest	L	14-38
Nov 9	Clemson	L	0-16
Nov 16	Penn State	#3 L	13-57
Nov 23	at Virginia	L	23-28

1969 (3-7-0) (ACC 3-3-0, tie 3rd)

Sept 20	at West Virginia	L	7-31
Sept 27	N C State	L	7-24
Oct 4	at Wake Forest	W	19-14
Oct 11	Syracuse	L	9-20
Oct 18	Duke	W	20-7
Oct 25	at South Carolina	L	0-17
Nov 1	at Clemson	L	0-40
Nov 8	Miami (Ohio)	L	21-34
Nov 15	at Penn State	#5 L	0-48
Nov 22	Virginia	W	17-14

1970 (2-9-0) (ACC 2-4-0, tie 6th)

Sept 12	Villanova	L	3-21
Sept 19	at Duke	L	12-13
Sept 26	North Carolina	L	20-53
Oct 2	at Miami	L	11-18
Oct 10	at Syracuse	L	7-23
Oct 17	South Carolina	W	21-15
Oct 24	N C State (at Norfolk, Va)	L	0-6
Oct 31	Clemson	L	11-24
Nov 7	Penn State	L	0-34
Nov 21	at Virginia	W	17-14
Nov 28	West Virginia	L	10-20

1971 (2-9-0) (ACC 1-4-0, 7th)

Sept 11	Villanova	L	13-28
Sept 18	N C State	W	35-7
Sept 25	at North Carolina	L	14-35
Oct 2	Wake Forest	L	14-18
Oct 9	Syracuse	L	13-21
Oct 16	at South Carolina	L	6-35
Oct 23	at Florida	L	23-27
Oct 30	VMI	W	38-0
Nov 6	at Penn State	#6 L	27-63
Nov 13	at Clemson	L	14-20
Nov 20	Virginia	L	27-29

1972 (5-5-1) (ACC 3-2-1, 3rd)

Sept 9	at N C State	T	24-24
Sept 16	North Carolina	L	26-31
Sept 23	VMI	W	28-16
Sept 30	at Syracuse	L	12-16
Oct 7	Wake Forest	W	23-0
Oct 14	Villanova	W	37-7
Oct 21	Duke	L	14-20
Oct 28	at Virginia	W	24-23
Nov 4	at Penn State	#10 L	16-46
Nov 11	Clemson	W	31-6
Nov 18	at Miami	L	8-28

1973 (8-4-0) (ACC 5-1-0, 2nd)

Sept 15	West Virginia	L	13-20
Sept 22	at North Carolina	W	23-3
Sept 29	Villanova	W	31-3
Oct 6	Syracuse	W	38-0
Oct 13	at N C State	L	22-24
Oct 20	at Wake Forest	W	37-0
Oct 27	Duke (at Norfolk, Va)	W	30-10
Nov 3	Penn State	#6 L	22-42
Nov 10	Virginia	W	33-0
Nov 17	at Clemson	W	28-13
Nov 24	Tulane	#17 W	42-9
Dec. 8	#18 Georgia	L	16-17

Peach Bowl #20
Final Poll #20

1974 (8-4-0) (ACC 6-0-0, Champions) Pre Season #14

Sept 14	#14 Alabama	#3 L	16-21
Sept 21	#14 at Florida (Tampa)	L	10-17
Sept 28	North Carolina	W	24-12
Oct 5	at Syracuse	W	31-0
Oct 12	Clemson	W	41-0



Billy Van Heusen scores on a 67 yard pass from Alan Pastrana in 14-2 victory over South Carolina in 1966.



Ronald McDonald looked on as Coach Jerry Clairborne and team celebrated victory in the McDonald's Annual Terrapin Football Game, 1972.



Leroy Hughes, a mainstay of the Clairborne era at defensive end, had less luck carrying the ball in a pre-season publicity photo.

Oct. 19	#18 Wake Forest	W	47-0
Oct. 26	#15 N. C. State	#17 W	20-10
Nov. 2	#15 at Penn State	#10 L	17-24
Nov. 9	#14 Villanova	W	41-0
Nov. 16	#13 Duke (Norfolk, Va)	W	56-13
Nov. 23	#11 at Virginia	W	10-0
Dec. 16	#10		
Liberty Bowl	Tennessee	L	3-7
Final Poll #13			

1975 (9-2-1)
(ACC 5-0-0,

Champions) Pre Season #17

Sept. 6	#17 Villanova	W	41-0
Sept. 13	#14 at Tennessee	#20 L	8-26
Sept. 20	at North Carolina	W	34-7
Sept. 27	#20 at Kentucky	T	10-10
Oct. 4	Syracuse	W	24-7
Oct. 11	N. C. State	W	37-22
Oct. 18	#19 at Wake Forest	W	27-0
Oct. 29	#18		
Nov. 1	#14 Penn State	#9 L	13-15
Nov. 8	#16 at Cincinnati	W	21-19
Nov. 15	at Clemson	W	22-20
Nov. 22	#20 Virginia	W	62-24
Dec. 29	#17		
Gator Bowl	Florida	#13 W	13-0
Final Poll #13			

1976 (11-1-0)
(ACC 5-0-0,

Champions) Pre Season #13

Sept. 11	#13 Richmond	W	31-7
Sept. 18	#10 at West Virginia	W	24-3
Sept. 25	#8 at Syracuse	W	42-28
Oct. 2	#7 Villanova	W	20-9
Oct. 9	#7 at N. C. State	W	16-6
Oct. 16	#5 Wake Forest	W	17-15
Oct. 23	#6 at Duke	W	30-3
Oct. 30	#5 Kentucky	W	24-14
Nov. 6	#6 Cincinnati	W	21-0
Nov. 13	#6 Clemson	W	20-0
Nov. 20	#6 at Virginia	W	28-0
Jan. 1	#4		
Cotton Bowl	Houston	#6 L	21-30
Final Poll #8			

1977 (8-4-0)
(ACC 4-2-0, tie 3rd)
Pre Season #10

Sept. 10	#10 at Clemson	W	21-14
Sept. 17	#11 West Virginia	L	16-24
Sept. 24	at Penn State	#5 L	9-27

Oct. 1	at N. C. State	L	20-24
Oct. 8	Syracuse	W	24-10
Oct. 15	at Wake Forest	W	35-7
Oct. 22	Duke	W	31-13
Oct. 29	North Carolina	L	7-16
Nov. 5	Villanova	W	19-13
Nov. 12	at Richmond	W	27-24
Nov. 19	Virginia	W	28-0
Dec. 22			
Hall of Fame Bowl	Minnesota	W	17-7

1978 (9-3-0)
(ACC 5-1-0, 2nd)

Sept. 9	Tulane	W	31-7
Sept. 16	#20 at Louisville	W	24-17
Sept. 23	#18 at North Carolina	W	21-20
Sept. 30	#15 Kentucky	W	20-3
Oct. 7	#12 N. C. State	W	31-7
Oct. 14	#10 at Syracuse	W	24-9
Oct. 21	#6 Wake Forest	W	39-0
Oct. 28	#5 at Duke	W	27-0
Nov. 4	#5 at Penn State	#2 L	3-27
Nov. 11	#13 at Virginia	W	17-7
Nov. 18	#11 Clemson	#12 L	24-28
Dec. 23			
Sun Bowl	Texas	#14 L	0-42
Final Poll #20			

1979 (7-4-0)
(ACC 4-2-0, tie 2nd)

Sept. 8	Villanova	W	24-20
Sept. 15	at Clemson	W	19-0
Sept. 22	Mississippi State	W	35-14
Sept. 29	at Kentucky	L	7-14
Oct. 6	Penn State	L	7-27
Oct. 13	at N. C. State	#17 L	0-7
Oct. 20	at Wake Forest	L	17-25
Oct. 27	at Duke	W	27-0
Nov. 3	North Carolina	#18 W	17-14
Nov. 17	Louisville	W	28-7
Nov. 24	Virginia	W	17-7

1980 (8-4-0)
(ACC 5-1-0, 2nd)

Sept. 6	Villanova	W	7-3
Sept. 13	Vanderbilt	W	31-6
Sept. 20	at West Virginia	W	14-11
Sept. 27	#19 at North Carolina	#14 L	3-17
Oct. 4	at Pittsburgh	#6 L	9-38
Oct. 11	Penn State	#14 L	10-24
Oct. 18	Wake Forest	W	11-10
Oct. 25	at Duke	W	17-14
Nov. 1	N. C. State	W	24-0
Nov. 15	Clemson	W	34-7
Nov. 22	at Virginia	W	31-0
Dec. 20			
Tangerne Bowl	Florida	L	20-35



Larry Dick wanted to make sure fellow quarterback Mark Manges's throwing arm was fit in the mid-1970s.

TERPASSAGES, 1,014 GAMES

1981 (4-6-1) (ACC 4-2-0, 3rd)

Sept. 12	at Vanderbilt	L	17-23
Sept. 19	West Virginia	L	13-17
Sept. 26	at N. C. State	W	34-9
Oct. 3	Syracuse	T	17-17
Oct. 10	at Florida	L	10-15
Oct. 17	at Wake Forest	W	45-33
Oct. 24	Duke	W	24-21
Oct. 31	North Carolina	#9 L	10-17
Nov. 7	at Tulane	L	7-14
Nov. 14	at Clemson	L	7-21
Nov. 21	Virginia	W	48-7

1982 (8-4-0) (ACC 5-1-0, 2nd)

Sept. 11	at Penn State	#7 L	31-39
Sept. 18	at West Virginia	#17 L	18-19
Sept. 25	N. C. State	W	23-6
Oct. 2	at Syracuse	W	26-3
Oct. 9	Indiana State	W	38-0
Oct. 16	Wake Forest	W	52-31
Oct. 23	Duke	W	49-22
Oct. 30	at North Carolina	#10 W	31-24
Nov. 7	#19 Miami	W	18-17
Nov. 13	#18 Clemson	#11 L	22-24
Nov. 20	#19 at Virginia	W	45-14
Nov. 22	#16		
Nov. 29	#17		
Dec. 6	#16		
Dec. 25	#16		
Aloha Bowl	Washington	#9 L	20-21
Final Poll #20			

1983 (8-4-0) (ACC 5-1-0,

Champions) Pre Season #17

Sept. 10	#17 at Vanderbilt	W	21-14
Sept. 17	#17 West Virginia	L	21-31
Sept. 24	Pittsburgh	W	13-7
Oct. 1	#19 Virginia	W	23-3
Oct. 8	#16 Syracuse	W	34-13
Oct. 15	#16 at Wake Forest	W	36-33
Oct. 22	#15 Duke	W	38-3
Oct. 29	#13 North Carolina	W	28-26
Nov. 5	#7 at Auburn	L	23-35
Nov. 12	#11 at Clemson	L	27-52
Nov. 19	#20 at N. C. State	W	29-6



Scott Tye sacks the Hoo's Don Majkowski as the Terrapins win the 1984 ACC title.

Dec. 17	Citrus Bowl	Tennessee	L	23-30
---------	-------------	-----------	---	-------

1984 (9-3-0) (ACC 6-0-0, Champions)

Sept. 8	Syracuse	L	7-23
Sept. 15	Vanderbilt	L	14-23
Sept. 22	at West Virginia	#18 W	20-17
Sept. 29	Wake Forest	W	38-17
Oct. 6	at Penn State	#11 L	24-25
Oct. 13	N. C. State	W	44-21
Oct. 27	at Duke	W	43-7

Nov. 3	at North Carolina	W	34-23	
Nov. 10	at Miami	#6 W	42-40	
Nov. 17	Clemson (Baltimore Stadium)	#20 W	41-23	
Nov. 24	#18 at Virginia	W	45-34	
Dec. 22	Sun Bowl	Tennessee	W	28-27

1985 (9-3-0) (ACC 6-0-0, Champions)


Sept. 7	#7 Penn State	#19 L	18-20	
Sept. 14	#17 at Boston College	W	31-13	
Sept. 21	#17 West Virginia	W	28-0	
Sept. 28	#17 at Michigan	#12 L	0-20	
Oct. 5	at N. C. State	W	31-17	
Oct. 19	at Wake Forest	W	26-3	
Oct. 26	Duke	W	40-10	
Nov. 2	North Carolina	W	28-10	
Nov. 9	Miami (Baltimore Stadium)	#8 L	22-29	
Nov. 16	at Clemson	W	34-31	
Nov. 29	Virginia	L	33-21	
Dec. 21	Cherry Bowl	Syracuse	W	35-18

1986 (5-5-1) (ACC 2-3-1, 5th)


Sept. 1	at Pittsburgh	W	10-7
Sept. 13	Vanderbilt	W	35-21
Sept. 20	at West Virginia	W	24-3
Sept. 27	N. C. State	L	16-28
Oct. 11	Boston College	L	25-30
Oct. 18	Wake Forest	L	21-27
Oct. 25	at Duke	W	27-19
Nov. 1	at North Carolina	L	30-32
Nov. 8	at Penn State	#2 L	15-17
Nov. 15	Clemson (Baltimore Stadium)	#15 T	17-17
Nov. 28	at Virginia	W	42-10

1987 (4-7-0) (ACC 3-3-0, 5th)

Sept. 5	at Syracuse	L	11-25
Sept. 12	Virginia	W	21-19
Sept. 19	West Virginia	W	25-20
Sept. 26	at N. C. State	L	14-42
Oct. 10	at Miami	#3 L	16-46
Oct. 17	at Wake Forest	W	14-0
Oct. 24	Duke	W	23-22



Brian Riendeau led Mike Lewis on an end-around in 1981 as the Terrapins defeated Duke.



Maryland went to its last bowl because the Terrapins upset Number 8 Virginia in 1990 in Charlottesville.

Oct 31	North Carolina	L	14-27
Nov 7	Penn State (Baltimore Stadium)	#16 L	16-21
Nov 14	at Clemson	#9 L	16-45
Nov 21	at Vanderbilt	L	24-34

**1988 (5-6-0)
(ACC 4-3-0, tie 4th)**

Sept. 3	Louisville	W	27-16
Sept. 17	at West Virginia	#12 L	24-55
Sept. 24	N C. State	W	30-26
Oct 1	at Syracuse	L	9-20
Oct. 8	Georgia Tech	W	13-8
Oct. 15	Wake Forest	L	24-27
Oct. 22	at Duke	W	34-24
Oct. 29	at North Carolina	W	41-38
Nov 5	at Penn State	L	10-17
Nov 12	Clemson	#16 L	25-49
Nov 19	at Virginia	L	23-24

**1989 (3-7-1)
(ACC 2-5-0)**

Sept. 2	at N. C. State	L	6-10
Sept. 9	West Virginia	#17 L	10-14
Sept. 16	Western Michigan	W	23-0
Sept. 23	at Clemson	#7 L	7-31
Sept. 30	at Michigan	#6 L	21-41
Oct 7	at Georgia Tech	L	24-28
Oct. 14	at Wake Forest	W	27-7
Oct. 21	Duke	L	25-46
Oct. 28	North Carolina	W	38-0
Nov 11	Penn State (Baltimore Stadium)	#13 T	13-13
Nov 18	Virginia	#16 L	21-48

**1990 (6-5-1)
(ACC 4-3, 4th)**

Sept 1	Virginia Tech	W	20-13
Sept. 8	West Virginia	#25 W	14-10
Sept. 15	Clemson (Baltimore Stadium)	#16 L	17-18
Sept. 22	N.C. State	W	13-12
Sept. 29	at Michigan	#6 L	17-45
Oct. 6	Georgia Tech	#23 L	3-31
Oct. 13	Wake Forest	W	41-13
Oct. 20	at Duke	W	23-20
Oct. 27	at North Carolina	L	10-34
Nov. 10	at Penn State	#18 L	10-24
Nov. 17	at Virginia	#8 W	35-30
Dec. 15	at Louisiana Tech	T	34-34

**1991 (2-9-0)
(ACC 2-5)**

Sept. 7	Virginia	W	17-6
Sept 14	Syracuse	#22 L	17-31
Sept. 21	West Virginia	L	7-37
Oct. 5	at Pittsburgh	#17 L	20-24
Oct. 12	at Georgia Tech	L	10-34
Oct. 19	at Wake Forest	W	23-22
Oct. 26	at Duke	L	13-17
Nov. 2	at North Carolina	L	0-34
Nov. 9	Penn State (Baltimore Stadium)	#9 L	7-47
Nov. 16	at Clemson	#15 L	7-40
Nov. 23	at N.C. State	#22 L	23-20

**1992 (3-8-0)
(ACC 2-6)**

Sept 5	at Virginia	#25 L	15-28
Sept 12	N.C. State	#18 L	10-14
Sept 19	at West Virginia	L	33-34
Sept 26	at Penn State	#9 L	13-49
Oct 3	Pittsburgh	W	47-34

Oct. 10	Georgia Tech	#17 L	26-28
Oct. 17	Wake Forest	L	23-30
Oct. 24	at Duke	W	27-25
Oct. 31	North Carolina	#22 L	24-31
Nov. 7	at Florida State	#6 L	21-69
Nov. 14	Clemson	W	53-23

**1993 (2-9-0)
(ACC 2-6)**

Sept. 4	Virginia	L	29-43
Sept. 11	at North Carolina	#15 L	42-59
Sept. 18	West Virginia	#24 L	37-42
Sept. 25	at Virginia Tech	L	28-55
Oct. 2	Penn State	#8 L	7-70
Oct. 9	at Georgia Tech	L	0-38
Oct. 16	Duke	W	26-18
Oct. 30	at Clemson	L	0-29
Nov. 6	Florida State	#1 L	20-49
Nov. 13	at N. C. State	L	21-44
Nov. 20	at Wake Forest	W	33-32

**1994 (4-7-0)
(ACC 2-6)**

Sept. 3	at Duke	L	16-49
Sept. 10	Florida State	#4 L	20-52
Sept. 17	at West Virginia	W	24-13
Sept. 23	Wake Forest	W	31-7
Oct 1	at Clemson	L	0-13
Oct. 15	at North Carolina	#17 L	17-41
Oct. 22	Georgia Tech	W	42-27
Oct. 29	Tulane	W	38-10
Nov. 5	N.C. State	L	45-47
Nov. 12	at Virginia	L	21-46
Nov. 19	at Syracuse	L	16-21

TERPACESETTERS, RUSHING, SCORING LEADERS

Rushing

Year		Rushes	Yards
1947	Lou Gambino	125	904
1948	Herbert Werner	101	554
1949	Dick Modzelewski	120	589
1950	Bob Shemonski	101	560
1951	Ralph Felton	83	485
1952	Jack Scarbath	103	237
1953	Ralph Felton	100	558
1954	Ron Waller	66	592
1955	Ed Vereb	113	642
1956	Tom Selep	62	315
1957	Ted Kershner	41	227
1958	Jim Joyce	97	406
1959	Jim Joyce	137	567
1960	Pat Drass	76	297
1961	Ernie Arizzi	79	375
1962	Len Chiaverini	156	602
1963	Jerry Fishman	116	480
1964	Bo Hickey	182	894
1965	Ernie Torain	93	370
1966	Billy Lovett	98	451
1967	Billy Lovett	137	499
1968	Billy Lovett	217	963
1969	Tom Miller	169	629
1970	Art Seymore	221	981
1971	Monte Hinkle	117	472
1972	Louis Carter	119	474
1973	Louis Carter	218	801
1974	Louis Carter	224	991
1975	Steve Atkins	87	491
1976	Alvin Maddox	141	678
1977	George Scott	188	894
1978	Steve Atkins	283	1261
1979	Charlie Wysocki	247	1140
1980	Charlie Wysocki	334	1359
1981	Charlie Wysocki	159	715
1982	Willie Joyner	177	1039
1983	Willie Joyner	198	908
1984	Rich Badanjek	173	832
1985	Alvin Blount	171	828
1986	Alvin Blount	119	517
1987	Bren Lowery	168	556
1988	Ricky Johnson	136	635
1989	Bren Lowery	100	482
1990	Troy Jackson	176	662
1991	Mark Mason	82	452
1992	Mark Mason	96	523
1993	Mark Mason	158	616
1994	Allen Williams	129	649

Scoring

Year		TD	Xpts	FG	Pts
1947	Lou Gambino	16	0	0	96
1948	Harry Bonk	5	0	0	30
1949	Stan Lavine	7	0	0	42
1950	Bob Shemonski	16	1	0	97
1951	Jack Scarbath	7	0	0	42
1952	Chet Hanulak	6	0	0	36
1953	Bernie Faloney	9	0	0	54
1954	Dick Bielski	6	15	1	54
1955	Ed Vereb	16	0	0	96
1956	John Fritsch	3	1	0	19
1957	Howie Dare	4	0	0	24
1958	John Forbes	6	0	0	36
1959	Jim Joyce	8	0	0	48
1960	Gary Collins	4	1	0	26
1961	John Hannigan	0	17	5	56
1962	Tom Brown	6	0	0	38
1963	Darryl Hill	8	7	0	55
1964	Bernardo Bramson	0	17	9	44
1965	Bernardo Bramson	0	15	7	36
1966	Billy Van Heusen	7	0	0	42
1967	Rick Carlson	2	4	4	28
1968	Billy Lovett	8	1	0	50
1969	Paul Fitzpatrick	3	2	0	20
1970	Robert Tucker	3	0	0	18
1971	Art Seymore	3	0	0	18
1971	Kambiz Behbahani	0	24	10	54
1972	Steve Mike-Mayer	0	25	10	55
1973	Louis Carter	14	0	0	84
1974	Steve Mike-Mayer	0	34	15	79
1975	Mike Sochko	0	31	12	67
1976	Tim Wilson	7	0	0	42
1977	Steve Atkins	9	0	0	54
1978	Ed Loncar	0	25	16	73
1979	Dale Castro	0	19	17	70
1980	Charlie Wysocki	11	0	0	66
1981	Jess Atkinson	0	24	12	60
1982	Jess Atkinson	0	39	16	87
1983	Jess Atkinson	0	28	15	73
1984	Rick Badanjek	16	3	0	102
1985	Rick Badanjek	12	0	0	72
1986	Dan Plocki	0	29	11	62
1987	Bren Lowery	7	0	0	42
1988	Dan Plocki	0	27	17	78
1989	Dan DeArmas	0	24	11	57
1990	Dan DeArmas	0	23	14	65
1991	Dan DeArmas	0	15	7	36
1992	David DeArmas	0	28	10	58
1993	Jermaine Lewis	7	0	0	44
1994	Joe O'Donnell	0	33	9	60



Jim Joyce, Billy Lovett, and Steve Atkins all accomplished the double of leading Maryland in rushing and scoring.


Dick Bielski, Billy Van Heusen and Tim Wilson led Maryland in scoring as receivers. The only other receiver to do so is Jermaine Lewis.

TERPACESETTERS, PASSING LEADERS


Passing

Year		Att	Comp	Yds	TD
1947	Vic Turyn	59	32	504	6
1948	Vic Turyn	111	45	595	10
1949	Stan Lavine	65	35	554	6
1950	Jack Scarbath	80	32	463	4
1951	Jack Scarbath	67	34	675	8
1952	Jack Scarbath	113	59	1149	10
1953	Bernie Faloney	68	31	599	5
1954	Charlie Boxold	59	23	525	6
1955	Frank Tamburello	58	28	497	4
1956	John Fritsch	52	23	219	0
1957	Bob Rusevlyan	58	26	297	3
1958	Bob Rusevlyan	109	59	657	2
1959	Dale Betty	76	39	552	9
1960	Dale Betty	132	82	796	6
1961	Richie Novak	99	55	487	5
1962	Dick Shiner	203	121	1324	4
1963	Dick Shiner	222	108	1165	10
1964	Phil Petry	162	73	809	5
1965	Phil Petry	135	65	763	3
1966	Alan Pastrana	195	102	1499	17
1967	Chuck Drmal	123	54	669	1
1968	Alan Pastrana	172	81	1053	6
1969	Jeff Shugars	114	47	716	3
1970	Jeff Shugars	175	75	836	3
1971	Al Neville	204	107	1275	10

Year		Att	Comp	Yds	TD
1972	Bob Avellini	170	98	1251	7
1973	Al Neville	92	51	554	4
1974	Bob Avellini	189	112	1648	7
1975	Larry Dick	158	90	1190	8
1976	Mark Manges	139	81	1145	11
1977	Larry Dick	135	83	1351	5
1978	Tim O'Hare	192	105	1388	4
1979	Mike Tice	154	75	897	5
1980	Mike Tice	140	71	928	5
1981	Boomer Esiason	242	122	1635	9
1982	Boomer Esiason	314	176	2302	18
1983	Boomer Esiason	294	163	2322	15
1984	Frank Reich	169	108	1446	9
1985	Stan Gelbaugh	311	166	2475	15
1986	Dan Henning	353	196	2725	15
1987	Dan Henning	287	157	1835	9
1988	Neil O'Donnell	267	160	1973	12
1989	Neil O'Donnell	280	156	2103	10
1990	Scott Zolak	418	225	2589	10
1991	Jim Sandwisch	291	142	1499	6
1992	John Kaleo	482	286	3392	17
1993	Scott Milanovich	431	279	3499	26
1994	Scott Milanovich	333	229	2394	20



Dale Betty twice led the Terrapins in passing; up until that time only Jack Scarbath had thrown the ball further.



Bob Avellini led the Terps to ACC titles, then guided some Bears in the NFL after graduation.


TERPACESETTERS, RECEIVING LEADERS



Chris Havener eluded Clemson for this TD in 1980, and led the Terps in receptions on the season.

Receiving

Year		Rec	Yards	TD
1947	Elmer Wingate	12	145	3
1948	Elmer Wingate	9	32	3
1949	Stan Karnash	16	245	2
1950	Pete Augsberger	25	422	2
1951	Lou Weidensaul	18	249	4
1952	Lloyd Colteryahn	32	593	4
1953	Chet Hanulak	10	152	0
1954	Bill Walker	13	209	1
1955	Jack Healy	10	182	2
	Howie Dare	10	74	3
1956	Bill Turner	7	74	0
1957	Ed Cooke	14	137	0
1958	Ben Scotti	18	282	1
	Ron Shaffer	18	141	1
1959	Gary Collins	14	350	4
1960	Gary Collins	30	404	4
1961	Gary Collins	30	428	4
1962	Tom Brown	47	557	4
1963	Darryl Hill	43	516	7
1964	Dick Absher	22	268	1
1965	Dick Absher	33	382	1
1966	Billy Van Heusen	25	536	7
1967	Rick Carlson	24	309	2
1968	Bernard Demczuk	23	215	0
1969	Roland Merritt	19	499	2
1970	Don Ratliff	26	242	0
1971	Dan Bungori	32	490	8
	Dennis O'Hara	32	423	2
1972	Don Ratliff	36	515	6
1973	Frank Russell	39	468	3
1974	Frank Russell	31	404	0
1975	Kim Hoover	38	532	5
1976	Charles White	23	402	4
1977	Eugene Kinney	32	505	0
1978	Dean Richards	35	575	1
1979	Jan Carinci	30	275	1
1980	Chris Havener	29	436	3
1981	John Tice	31	353	4
1982	John Tice	34	396	1
1983	Russell Davis	29	465	1
1984	Greg Hill	51	820	4



Year		Rec	Yards	TD
1985	Azizuddin Abdur-Ra'oof	35	671	4
1986	James Milling	33	650	6
1987	Bren Lowery	44	252	2
1988	Vernon Joines	29	433	2
1989	Barry Johnson	43	689	6
1990	Frank Wycheck	58	509	1
1991	Frank Wycheck	45	438	1
1992	Marcus Badgett	75	1240	9
1993	Jermaine Lewis	52	957	7
1994	Geroy Simon	77	891	5



Ben and Tony Scotti came back for the N.C. State game of 1994. Ben Scotti, top Terp receiver in 1958, caught four passes for a 26 yard average vs. Auburn in 1958. He is pictured catching a pass in the South Carolina victory of the same year.


TERPACESETTERS, KICKOFF AND PUNT RETURN LEADERS

Kickoff Return Average (minimum two)

Year		No.	Yds.	Avg.
1947	Lou Gambino	7	174	24.9
1948	John Baroni	5	147	29.4
1949	Bob Shemonski	5	136	27.1
1950	Bob Shemonski	10	259	25.9
1951	Ed Fullerton	3	51	17.0
1952	Dick Nolan	6	180	30.0
1953	Bernie Faloney	2	116	58
1954	Howie Dare	2	77	38.5
1955	Frank Tamburello	2	78	39.0
1956	Ted Kershner	9	161	17.9
1957	Howie Dare	6	264	44
1958	Bob Gallagher	5	113	22.6
1959	Edward Fletcher	8	155	19.3
1960	Dennis Condie	10	352	35.2
1961	NA			
1962	Tom Brown	11	284	25.8
1963	Darryl Hill	13	317	24.4
1964	Ken Ambrusko	9	280	31.1
1965	Gary Collins	10	270	27.0
1966	Billy Van Heusen	8	173	21.6
1967	Billy Lovett	8	125	19.7
	Paul Fitzpatrick	3	59	19.7
1968	John King	17	382	22.5
	Ken Dutton	8	180	22.5
1969	John King	10	267	26.7
1970	Larry Marshall	21	469	22.3
1971	Larry Marshall	22	587	26.7
1972	Jamie Franklin	11	239	21.7
1973	Louis Carter	14	312	22.3
1974	Louis Carter	11	286	26.0
1975	Ricky Jennings	8	297	37.1
1976	Kenny Roy	12	252	21.0
1977	Don Dotter	7	187	26.7
1978	Steve Atkins	8	228	28.5
1979	Charlie Wysocki	7	96	13.7
1980	Sam Johnson	5	189	37.8
1981	Timmy Quander	5	184	36.8
1982	Timmy Quander	23	530	23.0
1983	Tommy Neal	15	331	22.1
1984	Keeta Covington	25	479	19.2
1985	Keeta Covington	24	556	23.2
1986	Keeta Covington	23	485	21.1
1987	Mike Beasley	14	296	21.1
1988	Ricky Johnson	17	388	22.8
1989	Bren Lowery	14	334	23.9
1990	Mark Mason	11	254	23.1
1991	Doug Lawrence	12	245	20.4
1992	Jermaine Lewis	10	268	26.8
1993	Allen Williams	30	621	20.7
1994	Jermaine Stewart	22	410	18.6

Punt Return Average (minimum two)

Year		No.	Yds.	Avg.
1947	Hubert Werner	6	118	19.7
1948	John Idzik	10	137	13.7
1949	Jim Larue	8	138	17.3
1950	Joe Petruzzo	13	276	21.2
1951	Bernie Faloney	2	18	9.0
1952	Bernie Faloney	8	109	13.6
1953	Dick Nolan	6	150	25
1954	Ron Waller	13	199	15.3
1955	Dick Burgee	3	37	12.3
1956	Ted Kershner	9	41	4.6
1957	Howie Dare	10	49	4.9
1958	Bob Rusevlyan	3	25	8.3
1959	Gene Verardi	5	61	12.2
1960	Jim Davidson	16	169	10.6
1961	Tom Brown	8	194	22.4
1962	Ken Ambrusko	9	167	18.6
1963	Gary Miller	2	25	12.5
1964	Richard Nye	3	45	15.0
1965	Ken Ambrusko	2	27	13.5
1966	Bobby Collins	18	160	8.8
1967	Bob Haley	8	125	15.6
1968	Tony Greene	3	21	7.0
1969	Larry Marshall	4	89	22.2
1970	Larry Marshall	28	192	6.8
1971	Larry Marshall	35	375	10.7
1972	Pat Ulam	3	44	14.7
1973	Ken Schroy	10	108	10.8
1974	Ken Schroy	11	206	18.7
1975	Jim Brechbiel	19	206	10.8
1976	Dean Richards	11	94	8.6
1977	Dean Richards	32	192	6.0
1978	Lloyd Burruss	25	169	6.8
1979	Sam Johnson	12	135	11.3
1980	Jap Trimble	22	164	7.5
1981	Mike Lewis	24	151	6.3
1982	Mike Lewis	7	48	6.9
1983	Rick Badenjek	20	223	11.2
1984	Keeta Covington	26	274	10.5
1985	Keeta Covington	16	103	6.4
1986	Mike Anderson	8	124	15.5
1987	Mike Anderson	8	54	6.8
1988	Bren Lowery	17	121	7.1
1989	Bren Lowery	21	213	10.0
1990	Mike Hopson	34	240	7.1
1991	Mike Hopson	17	116	6.8
1992	Richie Harris	30	154	5.1
1993	Orlando Strozier	13	132	10.2
1994	Jermaine Lewis	9	74	8.2



Sam Johnson (37.8) and Tim Quander (36.8) made special teams look good. Lloyd Burruss led the Terps in interceptions, then spent 11 years with the Chiefs.

TERPACESETTERS, TACKLING, INTERCEPTION LEADERS

Tackles

Year		No.
1969	John Dyer	99
1970	Peter Mattia	113
1974	Harry Walters	173
1975	Kevin Benson	149
1976	Brad Can	157
1977	Ted Klaube	186
1978	Neal Olkewicz	188
1979	Brian Matera	159
1980	Joe Wilkins	131
1981	Mike Muller	107
1982	Joe Wilkins	119
1983	Eric Wilson	178
1984	Eric Wilson	160
1985	Chuck Faucette	144
1986	Chuck Faucette	151
1987	Kevin Walker	172
1988	Scott Saylor	119
1989	Glenn Page	111
1990	Glenn Page	102
1991	Mike Jarmolowich	153
1992	Mike Jarmolowich	110
1993	Ratcliff Thomas	106
1994	Ratcliff Thomas	137

Interceptions

Year	No.	Yds.
1947	John Idzik	5 26
1948	John Idzik	4 16
1949	Jim Larue	5 103
1950	Bob Shemonski	4 40
1951	Joe Horning	6 147
1952	Bernie Faloney	3 90
	Dick Nolan	3 13
1953	Bernie Faloney	6 67
1954	Frank Tamburello	4 140
1955	Ed Vereb	4 38
	Dave Nusz	4 31
1956	Bob Rusevlyan	3 15
1957	Howie Dare	4 20
1958	Rod Breedlove	5 68
1959	Jim Joyce	2 27
	Victor Schwartz	2 27
	George Scott	2 16
	Jim Davidson	2 21
1960	Tom Brown	3 58
1961	Tom Brown	8 95
1962	Tom Brown	6 122
1963	Ernie Arizzi	4 98
1964	Bob Sullivan	3 0
1965	Bob Sullivan	10 61
1966	John Hetrick	4 28
1967	Wally Stainaker	4 67
1968	Wally Stainaker	5 71
1969	Tony Greene	5 10
1970	Ted Steiner	2 51
	Leonard Massie	2 16
	Tony Greene	2 22
1971	Larry Marshall	6 131
1972	Bob Smith	7 24
1973	Jim Brechbiel	5 51
1974	Jim Brechbiel	4 55
1975	Kenny Roy	4 17
1976	John Stanford	4 55
	Kenny Roy	4 11
1977	Lloyd Burruss	3 94
1978	Lloyd Burruss	3 45
1979	Ralph Lary	7 102
1980	Lloyd Burruss	3 34
	Howard Eubanks	3 8
1981	Lendell Jones	4 15
	Howard Eubanks	4 5
1982	Lendell Jones	7 48
1983	Clarence Baldwin	7 5
1984	Eric Wilson	2 30
	Chuck Faucette	2 11
1985	Keeta Covington	6 94
1986	Chuck Faucette	3 25
	Chad Sydnor	3 18
1987	J.B. Brown	4 71
1988	J.B. Brown	2 22
	Irvin Smith	2 86
	Matt D'Amico	2 16
	Glenn Page	2 22
1989	Eddie Tomlin	3 120
	Michael Hollis	3 16
1990	Michael Hollis	3 0
1991	Andre Vaughn	2 30
1992	Mike Jamolowich	2 24
	Scott Rosen	2 2
	Gene Green	2 1
1993	Orlando Strozier	4 63
1994	Wade Inge	3 27



John Idzik led the Terps in punt returns and interceptions.

SCORING

Most Total Points Scored by Both Teams

Game 101, September 11, 1993; Maryland 42, North Carolina 59

Largest Margin of Victory

Game 80, September 24, 1927; Maryland 80, Washington College 0

Largest Margin of Defeat

Game 76, October 25, 1913; Maryland 0, Navy 76

Most Points Scored

Game 80, September 24, 1927; Maryland 80, Washington College 0

Season 353 in 9 regular season games, 1951

353 in 11 regular season games, 1982

Fewest Points Scored, Full Season

Game 0, Numerous Occasions

Season 39 in 9 regular season games, 1940

Most Points Scored by Opponents

Game 76, October 25, 1913, Maryland 0, Navy 76

Season 479 in 11 regular season games, 1993

Fewest Points Scored by Opponents

Game 0, Numerous Occasions

Season 21 in 10 regular season games, 1953

Most Touchdowns Scored

Game 12, September 24, 1927; Maryland 80, Washington College 0

Season 52 in 9 regular season games, 1951

Most Touchdowns Scored Passing

Game 5, November 20, 1993 (5 by Scott Milanovich)

5, September 18, 1993 (5 by Scott Milanovich)

5, September 11, 1993 (5 by Scott Milanovich)

5, November 14, 1992 (5 by John Kaleo)

5, September 6, 1975 (4 by Mark Manges, 1 by Larry Dick)


Season 27 in 11 regular season games, 1993

Most Touchdowns Scored Passing by Opponents

Game 5, November 11, 1993 by Florida State (5 by Danny Kanell)

Season 23 in 11 regular season games, 1992

23 in 11 regular season games, 1993



The 1955 Terrapins hold the record for allowing the fewest yards in a season (1,691). Bill Burgly (64) watches as Joe Lazzarino stops a Sooner in the Orange Bowl.

Most Field Goals Scored

Game 5, September 22, 1979 vs Mississippi State (5 by Dale Castro)

Season 17 in 11 regular season games, 1979

17 in 11 regular season games, 1984

17 in 11 regular season games, 1988

Most Points After Touchdown Scored

Game 8, September 24, 1927, Maryland 80, Washington College 0

8, November 25, 1954, Maryland 74, Missouri 13

8, November 16, 1974, Maryland 56, Duke 13

8, November 22, 1975, Maryland 62, Virginia 24

Most Points After Touchdowns Scored (All Points)

Season 45 (39 kicking, 6 passing) in 11 regular season games, 1982

Most Safeties Scored

Game 2, October 3, 1947, vs Delaware

2, November 9, 1974, vs Villanova

2, October 14, 1950, vs Georgetown

TOTAL OFFENSE

Most Total Yards Gained Rushing and Passing

Game 802, November 22, 1975, vs Virginia (583 rushing, 220 passing)

Season 5131 in 11 regular season games, 1992 (1503 rushing, 3628 passing)

Fewest Total Yards Gained

Game 29, October 3, 1959, vs Syracuse

Season 2228 in nine regular season games, 1967 (early records incomplete)

Most Total Plays

Game 105, September 12, 1992, vs N.C. State

Season 945 in 1992

Most Yards Gained Rushing and Passing by Opponents

Season 6,083 in 11 regular season games, 1993 (3490 rushing, 2593 passing)

Fewest Yards Gained Rushing and Passing by Opponents

Season 1,691 in 10 regular season games, 1955 (761 rushing, 930 passing)

RUSHING

Most Total Yards Gained Rushing

Game 582, November 22, 1975, vs Virginia (67 carries)

Season 2,921 in nine regular season games, 1951

Most Rushes

Game 76, November 14, 1958, vs Miami

Season 654 in 11 regular season games, 1976

Fewest Net Yards Gained Rushing by Opponents

Game Minus 21, November 24, 1951, by West Virginia

Minus 21, September 24, 1955, by UCLA

Season 680 in 1951

Most Yards Gained Rushing by Opponent

Season 3,490 in 11 regular season games, 1993

Fewest Net Yards Gained Rushing

Game Minus 58, November 6, 1965, vs Navy

Best Average Per Rush

Game 10.5 yards, December 2, 1950, vs Virginia Tech (577 yards, 55 rushes)

Most First Downs Rushing

Game 28, November 22, 1975, vs Virginia

Season 155 in 11 regular season games, 1976

Fewest First Downs Rushing

Game 1, October 20, 1944, vs Michigan State

1, October 3, 1959, vs Syracuse

Fewest First Downs Rushing by Opponents

Game 0, October 20, 1973, by Wake Forest

0, November 22, 1980, by Virginia

Season 44 in 1951

TERPROLIFIC, TEAM RECORDS

PASSING

Most Yards Gained Passing

Game 471, September 18, 1993, vs West Virginia (37-42)
 Season 3,628 in 11 regular season games, 1992

Most Passes Attempted

Game 58, October 31, 1992, vs North Carolina (31 completions for 255 yards)
 Season 514 in 11 regular season games, 1992

Most Passes Completed

Game 38, November 20, 1993, vs Wake Forest
 Season 304 in 11 regular season games, 1992

Best Completion Percentage (Minimum 10 attempts)

Game 824, November 24, 1973, vs Tulane (14 completions, 17 attempts)
 Season 639 in 11 regular season games, 1993 (302 completions, 473 attempts)

Most Yards Gained Passing by Opponents

Season 2,968 in 11 regular season games, 1992

Fewest Yards Gained Passing by Opponents

Game Minus 1, November 10, 1956, by Clemson
 Season 731 in 10 regular season games, 1957 (early records incomplete)

Best Passing Percentage by Opponents

Season 611 in 11 regular season games, 1988 (204 completions, 334 attempts)

Most Passes Attempted by Opponents

Game 67, October 17, 1981, by Wake Forest (completed 47)
 Season 445 in 11 regular season games, 1981

Fewest Passes Completed by Opponents

Game 0, November 30, 1939, by Syracuse (5 attempts)
 0, October 20, 1944, by Michigan State (0 attempts)
 0, October 2, 1948, by Delaware (3 attempts)
 0, November 1, 1952, by Boston University (6 attempts)
 0, November 3, 1956, by Kentucky (3 attempts)
 Season 88 in 10 regular season games, 1956

Fewest Yards Gained Passing

Game 0, November 11, 1944, vs Michigan State
 0, November 20, 1948, vs Vanderbilt
 0, November 3, 1951, vs Missouri
 Season 813 in 10 regular season games, 1966

Fewest Passes Completed

Game 0, November 11, 1944, vs Michigan State (1 attempt)
 0, November 20, 1948, vs Vanderbilt (12 attempts)
 0, November 3, 1951, vs Missouri (3 attempts)
 Season 44 in 10 regular season games, 1954

Most First Downs Passing

Game 19, November 20, 1993 vs. Wake Forest
 19, October 16, 1993 vs. Duke
 19, September 18, 1993 vs. West Virginia
 19, September 26, 1992, vs Penn State
 Season 165 in 11 regular season games, 1992

Fewest First Downs Passing

Game 0, 13 times, last time - October 4, 1969, vs Wake Forest
 Season 29 in 10 regular season games, 1951
 29 in 10 regular season games, 1956

PUNTING

Most Punts

Game 14, October 16, 1937, vs Virginia
 14, October 25, 1940, vs Western Maryland
 Season 90 in 11 regular season games, 1991

Most Total Yards Punting

Game 510, October 24, 1936, vs Syracuse (10 punts)
 Season 3,615 in 11 regular season games, 1991

Best Punting Average

Game 52.7 yards, November 13, 1993, vs North Carolina State (211 yards, 4 punts)
 Season 42.8 yards in 11 regular season games, 1993 (53 punts)

Most Punts by Opponents

Season 94 in 11 regular season games, 1979

Fewest Punts

Game 0, November 15, 1975, vs Virginia
 Season 37 in 10 regular season games, 1953

FIRST DOWNS

Most Total First Downs

Game 35, November 22, 1975, vs Virginia
 35, November 17, 1984, vs Clemson
 Season 288 in 11 regular season games, 1992 (106 rushing, 165 passing, 17 penalty)

Most First Downs by Opponent

Season 281 in 11 regular season games, 1993 (156 rushing, 104 passing, 21 penalty)

Fewest Total First Downs

Game 1, November 11, 1944, vs Michigan State
 Season 114 in 10 regular season games, 1966

Fewest Total First Downs by Opponents

Game 1, October 20, 1973, by Wake Forest (passing)
 Season 88 in nine regular season games, 1952

INTERCEPTIONS

Most Passes Intercepted

Game 7, October 13, 1951, vs Georgia
 Season 38 in 10 games (including Sugar Bowl on January 1, 1952)
 34 in nine regular season games, 1951

Most Passes Had Intercepted

Game 6, October 25, 1941, vs Pennsylvania
 Season 23 in 10 regular season games, 1948
 23 in 11 regular season games, 1992



More people watched the 1983 Terp's than any other College Park team. Dave D'Addio vaults the line vs. Syracuse.

TERPROLIFIC, TEAM RECORDS

PENALTIES

Most Penalties

Game 18, December 2, 1950, vs Virginia Tech
 Season 88 in 11 regular season games, 1982
 88 in 11 regular season games, 1985

Most Yards Penalized

Game 147, October 23, 1982, vs Duke
 Season 851 in 11 regular season games, 1982

Fewest Penalties

Game 0, October 11, 1941 vs Duke
 Season 38 in nine regular season games, 1967

Most Penalties by Opponents

Game 15, November 15, 1957, vs Miami (Fla.)
 Season 99 in 11 regular season games, 1992

Most Yards Opponents Penalized

Game 136, September 11, 1982, by Penn State
 Season 929 in 11 regular season games, 1992

Fewest Penalties by Opponents

Game 0, October 9, 1937, by Western Maryland
 0, October 7, 1939, by Western Maryland
 0, October 28, 1939, by Florida
 0, November 20, 1941, by Washington & Lee
 0, November 3, 1945, by William & Mary
 0, October 31, 1953, by South Carolina
 Season 31 in 10 games, 1951

Fewest Yards Opponents Penalized

Game 0, Numerous Times
 Season 263 in 10 games, 1951

FUMBLES

Most Fumbles

Game 8, October 11, 1952, vs Georgia (lost 2)
 Season 44 in 10 regular season games, 1950 (lost 22)

Most Opponents' Fumbles

Game 8, September 27, 1947, by South Carolina
 8, November 14, 1953, by Mississippi
 Season 40 in 10 regular season games, 1960 (Maryland recovered 19)
 40 in 11 regular season games, 1971 (Maryland recovered 22)

Fewest Fumbles

Game 0 vs numerous opponents
 Season 11 in 11 regular season games, 1991 (Lost 5)

Most Fumbles Lost

Game 6, November 15, 1947, vs North Carolina
 Season 24 in 10 regular season games, 1953

Most Opponents' Fumbles Recovered

Game 5, January 2, 1950 in Gator Bowl, vs Missouri
 5, November 18, 1950, vs West Virginia
 5, November 12, 1960, vs North Carolina
 Season 23 in 11 regular season games, 1970

COMEBACKS

NCAA: Most Points Coming From Behind to Win
 Terps trailed Miami (Fla.), 31-0 at halftime on November 10, 1984, and came back to win 42-40. Maryland trailed by more than 28 points and won the game - called the greatest comeback in NCAA history.

VICTORIES

Best Season

1976 Won 11, Lost 0, regular season
 lost to Houston 30-21 in the Cotton Bowl for 11-1

Worst Season

1967 Won 0, Lost 9

ATTENDANCE

Average Attendance Per Home Game

46,403 in 1983 in 6 games (old mark, 45,657 in 5 games in 1975)

Average Attendance All Games

48,255 in 1983 in 11 games (old mark, 44,636 in 12 games in 1976)



Jerry Claiborne coached and Joe Campbell played tackle on the 1976 club that won more games than any other team in College Park.

TERPROLIFIC, INDIVIDUAL RECORDS

SCORING

Most Points Scored

Season 102 by Rick Badanjek, 1984 (11 Games)
 Career 308 Kicking by Jess Atkinson, 1981-84 (128 PAT's, .60 FG)
 286 Run & Pass by Rick Badanjek, 1982-85 (46 TD's, 5 conversions)

Most Points Scored, One Season Including Bowl Games

Season 114 by Lou Gambino, 1947 (96 points in regular season plus 18 points in 1948 Gator Bowl)
 114 by Rick Badanjek, 1984 (102 points in regular season plus 14 points in 1984 Sun Bowl)

Most Touchdowns Scored

Game 5 by Bob Shemonski, December 2, 1950, vs Virginia Tech
 Season 16 by Lou Gambino, 1947 (10 games)
 16 by Bob Shemonski, 1950 (10 Games)
 16 by Ed Vereb, 1955 (10 Games)
 16 by Rick Badanjek, 1984 (11 games)
 Career 48 by Rick Badanjek, 1982-84 (46 rushing, 2 pass receiving)

Most Touchdowns Scored One Season, Including Bowl Games

19 by Lou Gambino (16 in 1947 plus 3 in 1948 Gator Bowl)
 18 by Rick Badanjek (16 in 1984 plus 2 in 1984 Sun Bowl)

Most Points After Touchdowns

Game 8 by Steve Mike-Mayer, November 16, 1974 vs Duke
 8 by Mike Sochko, November 22, 1975, vs Virginia
 Season 39 by Jess Atkinson, 1982 (11 regular season games)
 Career 128 by Jess Atkinson, 1981-84 (131 attempts)



Ernie Arrizi averaged 24 yards a play as passer and rusher.

Most Touchdown Passes Caught

Game 3 by James Milling, November 1, 1986, vs North Carolina
 3 by Jermaine Lewis, September 18, 1993 vs West Virginia
 Season 9 by Marcus Badgett, 1992 in 11 regular season games
 Career 18 by Greg Hill, 1982-84

Most Touchdowns Responsible For, Run and Pass

Game 5 by Bob Shemonski, December 2, 1950, vs Virginia Tech
 5 by John Kaleo, November 14, 1992, vs Clemson
 Season 29 by Scott Milanovich, 1993 (26 passing, 3 rushing)
 Career 46 by Boomer Esiason, 1981-83
 46 by Rick Badanjek, 1982-85

Most Field Goals

Game 5 by Dale Castro, September 22, 1979, vs Mississippi State
 Season 17 by Dale Castro, 1979 (21 attempts)
 17 by Jess Atkinson, 1984 (20 attempts)
 17 by Dan Plocki, 1988 (22 attempts)
 Career 60 by Jess Atkinson, 1981-84 (82 attempts)

Most Points Scored by a Freshman

Season 56 by Rick Badanjek, 1982 (9 TD's and 1 conversion pass)

Most Points Scored by Kicking

Season 88 by Jess Atkinson, 1984
 Career 308 by Jess Atkinson, 1981-84 (128 PAT's, 60 FG)

TOTAL OFFENSE

Most Net Yards Gained Rushing and Passing

Game 429 by John Kaleo, October 24, 1992, vs Duke
 Season 3,472 by John Kaleo, 1992
 Career 6,081 by Boomer Esiason, 1981-83

Most Total Plays, Rushing and Passing

Game 68 by John Kaleo, October 31, 1992, vs North Carolina
 (58 pass, 10 rush)
 Season 588 by John Kaleo, 1992
 Career 1,006 by Boomer Esiason, 1981-83

Best Offensive Average (Minimum Four Plays, rushing and passing)

Game 24.0 by Ernie Arrizi, October 7, 1961, vs Syracuse (4 plays, 96 yards)

RUSHING

Most Yards Gained Rushing (Net)

Game 240 by Willie Joyner, October 20, 1982, vs North Carolina (16 atts)
 Season 1,359 by Charlie Wysocki, 1980
 Career 3,317 by Charlie Wysocki, 1978-81 (39 games)

Most Rushes

Game 50 by Charlie Wysocki, October 25, 1980, vs Duke
 Season 334 by Charlie Wysocki, 1980
 Career 796 by Charlie Wysocki, 1978-81

Best Rushing Average

Game 24.0 by Ernie Arrizi, October 7, 1961, vs Syracuse (4 carries)
 Season 9.8 yards by Chet Hanulak, 1953
 Career 8.1 yards by Chet Hanulak, 28 games, 1951-53 (1,544 yards, 190 carries) - Regular season only
 Career 7.9 yards by Chet Hanulak, 30 games including 35 yards on four carries in the 1952 Sugar Bowl and 39 yards on 12 carries in the 1954 Orange Bowl.

Average Yards Per Game

Season 126.7 by Charlie Wysocki, 1979

Longest Scoring Run From Scrimmage

98 yards by Steve Atkins, November 18, 1978, vs Clemson

Longest Non-Scoring Run From Scrimmage

76 yards by Harry Bonk, vs North Carolina

Most Rushes in One Half

32 by Charlie Wysocki, October 25, 1980, vs Duke

TERPROLIFIC, INDIVIDUAL RECORDS



Lendell Jones intercepted four passes vs Duke in 1982.

PASSING

Most Passes Attempted

Game 58 by John Kaleo, October 31, 1992, vs North Carolina
 Season 482 by John Kaleo, 1992
 Career 850 by Boomer Esiason, 1981-83

Most Passes Completed

Game 38 by Scott Milanovich, November 20, 1993, vs Wake Forest
 Season 302 by Scott Milanovich, 1993
 Career 461 by Boomer Esiason, 1981-83

Most Yards Gained Passing

Game 498 by Scott Milanovich, September 25, 1993, vs Virginia Tech
 Season 3,499 by Scott Milanovich, 1993
 Career 6,259 by Boomer Esiason, 1981-83

Best Completion Percentage

Game 909 by Bob Avellini, November 16, 1974, vs Duke (10 of 11)
 (minimum 10 attempts)
 Season .647 by Scott Milanovich, 1993 (279-431)
 Career .588235 by Larry Dick (180-306) 1975, 1977 (minimum 300 attempts)
 .587253 by Neil O'Donnell (387-659) 1987-89
 .586 by Bob Avellini (231-394) 1972-74

Most Touchdown Passes Thrown

Game 5 by Scott Milanovich, November 20, 1993, vs Wake Forest
 5 by Scott Milanovich, September 18, 1993, vs West Virginia
 5 by Scott Milanovich, September 11, 1993, vs North Carolina
 5 by John Kaleo, November 14, 1992, vs Clemson
 Season 26 by Scott Milanovich, 1993
 Career 42 by Boomer Esiason, 1981-83

Most Passes Caught

Game 14 by Russ Weaver, November 20, 1993, vs Wake Forest
 14 by Frank Wycheck, September 1, 1990, vs Virginia Tech
 Season 75 by Marcus Badgett, 1992
 Career 134 by Frank Wycheck, 1990-1992

Most Yards Gained on Pass Receptions

Game 251 by Marcus Badgett, October 3, 1992, vs Pittsburgh
 (11 receptions)
 Season 1,240 by Marcus Badgett, 1992 (75 receptions, 11 games)
 820 by Greg Hill, 1984 (51 receptions, 11 games)
 680 by Dan Prunzik, 1992 (52 receptions, 11 games)
 Career 1,895 by Azizuddin Abdur-Ra'oof, 1984-87 (108 receptions)

Most Passes Had Intercepted

Game 4 by Scott Milanovich, October 2, 1993, vs Penn State
 4 by Dick Shiner, November 9, 1963, vs Navy
 4 by Alan Pastrana, November 12, 1966, vs Clemson
 4 by Larry Dick, October 29, 1977, vs North Carolina
 4 by Scott Zolak, October 27, 1990, vs N. C. State
 4 by John Kaleo, October 17, 1992, vs Wake Forest
 Season 22 by John Kaleo, 1992

Most Passes Intercepted

Game 4 by Lendell Jones, October 23, 1982, vs Duke
 Season 10 by Bob Sullivan, 1965, 10 games (led nation)
 Career 17 by Tom Brown, 1960-62, 30 games

Most Conversion Passes Thrown

Career 7 by Boomer Esiason, 1981-83

Longest Scoring Pass

92 yards by Stan Lavine to Ed Bolton, October 29, 1949, vs South Carolina

Longest Non-Scoring Pass and Run

78 yards, Scott Milanovich to Jermaine Lewis, September 11, 1993,
 vs North Carolina

Most Yards Gained on Interception Runbacks

Game 111 by Dick Lewis, November 22, 1956, vs N. C. State
 Season 147 by Joe Horning, 1951 (6 interceptions in 9 games)

Longest Scoring Run of Intercepted Pass

100 yards by Joe Horning, November 3, 1951, vs Missouri
 (105 actual)
 100 yards by Dick Lewis, November 22, 1956, vs N. C. State
 (103 actual)
 100 yards by Tom Brown, November 24, 1962, vs Virginia

Longest Non-Scoring Run of an Intercepted Pass

89 yards by Kevin Benson, November 10, 1973, vs Virginia

Longest Scoring Run of Intercepted Pass by Opponent

93 yards by Walter Matson of Pennsylvania, October 25, 1941

RECEIVING

Most Consecutive Games Catching a Pass

25 by Azizuddin Abdur-Ra'oof, 1984-86

PUNTING

Most Punts

Game 12 by Steve Adams, October 10, 1981, vs Florida (466 Yards)
 Season 90 by Dan DeArmas, 1991
 Career 268 by Dan DeArmas, 1988-91

Most Total Yards Punting

Game 510 by Bill Guckeyson, October 24, 1936, vs Syracuse
 Season 3,615 by Dan DeArmas, 1991
 Career 10,591 by Dan DeArmas, 1988-91

Best Punting Average

Game 53.0 yards by Lynn Beightol, January 2, 1956, Orange Bowl vs Oklahoma (3 punts)
 Season 43.8 in 11 regular season games, by Scott Milanovich, 1993
 Career 41.8 by Bill Walker, 1953-55

Longest Punt

88 yards by John Fritsch, October 12, 1956, vs Miami
 Note: "Untz" Brooke Brewer had a 93-yard punt vs VMI, 1916, but records are incomplete. Kick may have been measured from point of kick, not from line of scrimmage.

Longest Punt by Opponent

84 yards by Charlie "Choo Choo" Justice of North Carolina,
 November 13, 1948

TERPROLIFIC, INDIVIDUAL RECORDS



Larry Marshall is the greatest return artist in Maryland history. He led the team in kickoff and punt returns a combined five times.

PUNT RETURNS

Most Punt Returns

Game 8 by Larry Marshall, September 11, 1971, vs Villanova (141 yards)
Season 40 by Bob Smith in 11 games, 1973 (420 yards)

Most Yards Gained Returning Punts

Game 146 by Bob Shemonski, October 21, 1950, vs N.C. State (5 returns)
Season 420 by Bob Smith in 11 games, 1973 (40 returns)

Best Punt Return Average

Season 24.5 by Tom Brown, 1961 (8 Returns)

Longest Punt Return For a Touchdown

90 yards by Dick Nolan, October 3, 1953, vs Clemson

Longest Punt Return for a Touchdown by an Opponent

100 yards by Frank Brady, Navy, November 10, 1951

Longest Non-Scoring Punt Return

67 yards by John McVicker, September 22, 1956, vs Syracuse

KICKOFF RETURNS

Most Kickoff Returns

Game 9 by Raphael Wall, November 9, 1991, vs Penn State (159 yards)
Season 34 by Bren Lowery, 1988 (702 yards, 11 games)

Most Yards Gained on Kickoff Returns

Game 182 by Allen Williams, October 2, 1993, vs Penn State
Season 702 by Bren Lowery in 11 games (34 returns), 1988

Best Kickoff Return Average

Season 44.0 by Howie Dare, 1957 (6 returns for 264 yards)

Longest Kickoff Return for a Touchdown

100 yards by Dick Novak and Dennis Condie, November 19, 1960
(102 yards actual). Novak returned to nine yard line, then lateraled to Condie who returned 91 yards
100 yards by Kenny Ambrusko, November 7, 1964 vs Navy
(101 yards actual)

Longest Kickoff Return for a Touchdown by Opponent

98 yards by Doug Thomas of Clemson, September 15, 1990

Longest Non-Scoring Kickoff Return

97 yards by Sammy Johnson, September 13, 1980, vs Vanderbilt

KICKING

Best Point After Touchdown Average

Season 1.000 by John Hannigan, 1961 (17 for 17)
1.000 by Bernardo Bramson, 1965 (15 for 15)
1.000 by Jess Atkinson, 1982 (39 for 39)
1.000 by Jess Atkinson, 1983 (28 for 28)
1.000 by Dan Plocki, 1985 (20 for 20)
1.000 by Ramon Paredes, 1985 (13 for 13)
1.000 by Dan Plocki, 1986 (29 for 29)
1.000 by Dan Plocki, 1987 (16 for 16)
1.000 by Dan Plocki, 1988 (27 for 27)
1.000 by Dan DeArmas, 1989 (24 for 24)
1.000 by Dan DeArmas, 1990 (23 for 23)
1.000 by Dan DeArmas, 1991 (15 for 15)
Career 1.000 by Dan Plocki, 1986-88 (72 for 72)
1.000 by Dan DeArmas, 1989-92 (62-62)

Longest Field Goal

54 yards by Steve Mike-Mayer, September 29, 1973, vs Villanova

Most Consecutive Field Goals

16 by Dale Castro, 1979 (NCAA Record)

Most Consecutive Points After Touchdown

93 by Jess Atkinson, 1981-84

TACKLES

Most Tackles

Season 188 by Neal Olkewicz, 1978
Career 485 by Eric Wilson, 1981-84

MISCELLANEOUS

Longest Scoring Run With a Recovered Fumble

23 yards by Howie Dare, November 6, 1954, vs N.C. State

Longest Non-Scoring Run With a Recovered Fumble by an Opponent

75 yards by Dave Russell of Washington & Lee, November 21, 1942

Most Opponents' Fumbles Recovered

Game 3 by Tom Gunderman, November 15, 1957, vs Miami

TERPROLIFIC, TOP SINGLE GAME EFFORTS

PASSING

Most Passes Attempted

1.	58	John Kaleo vs. North Carolina, October 31, 1992
2.	57	Scott Milanovich vs. Virginia Tech, September 25, 1993
3.	56	John Kaleo vs. N.C. State, September 12, 1992
4.	55	Scott Milanovich vs. Wake Forest, November 30, 1993
5.	54	Dan Henning vs. N.C. State, September 27, 1986
	54	Scott Milanovich vs. West Virginia, September 18, 1993
7.	51	Scott Milanovich vs. Virginia, November 12, 1994
8.	50	Scott Milanovich vs. North Carolina, September 11, 1993
9.	49	Scott Milanovich vs. Syracuse, November 19, 1994
10.	48	John Kaleo vs. Wake Forest, October 17, 1992
	48	Stan Gelbaugh vs. Penn State, October 6, 1984

Most Passes Completed

1.	37	Scott Milanovich vs. Wake Forst, November 20, 1993
2.	35	Scott Milanovich vs. West Virginia, September 18, 1993
	35	Scott Milanovich vs. Syracuse, November 19, 1994
4.	34	Scott Milanovich vs. North Carolina, September 11, 1993
5.	33	Scott Milanovich vs. N.C. State, November 5, 1994
6.	32.	John Kaleo vs. Virginia, September 5, 1992
	32	Scott Milanovich vs. Virginia, November 12, 1994
8.	31	Scott Milanovich vs. Duke, October 16, 1993
	31	John Kaleo vs. North Carolina, October 31, 1992
10.	30	John Kaleo vs. Duke, October 24, 1992
	30	John Kaleo vs. Wake Forest, October 17, 1992

Most Yards Passing

1.	498	Scott Milanovich vs. Virginia Tech, September 25, 1993
2.	451	Scott Milanovich vs. West Virginia, September 18, 1993
3.	418	John Kaleo vs. Clemson, November 4, 1992
4.	416	Scott Milanovich vs. Wake Forest, November 20, 1993
5.	415	John Kaleo vs. Pittsburgh, October 3, 1992
6.	414	Scott Milanovich vs. Duke, October 16, 1993
7.	405	Scott Milanovich vs. North Carolina, September 11, 1993
	405	John Kaleo vs. Wake Forest, October 17, 1992
9.	378	John Kaleo vs. Duke, October 24, 1992
10.	367	Dan Henning vs. North Carolina, November 1, 1986

Passing Completion Percentage (minimum 10 attempts)

1.	.909	Bob Avellini vs. Duke (10-11) 1974
2.	.868	Scott Milanovich vs. N.C. State (33-38) 1994
3.	.883	Scott Milanovich vs. Wake Forest (10-12) 1994
4.	.806	Scott Milanovich vs. Duke (29-36) 1993
5.	.786	Scott Milanovich vs. N.C. State (22-28) 1993
6.	.777	Scott Zolak vs. Wake Forest (14-18) 1990
	.777	Dick Shiner vs. North Carolina (14-18) 1962
8.	.737	Scott Milanovich vs. Florida St. (14-19) 1993
9.	.714	Scott Milanovich vs. Tulane (25-35) 1994
	.714	Scott Milanovich vs. Syracuse (35-49) 1994

Most Touchdowns

1.	5	John Kaleo vs. Clemson, November 14, 1992
	5	Scott Milanovich vs. North Carolina, September 11, 1993
	5	Scott Milanovich vs. West Virginia, September 18, 1993
	5	Scott Milanovich vs. Wake Forest, November 20, 1993
	5	Scott Milanovich vs. N.C. State, November 5, 1994
6.	4	Mark Manges vs. Villanova, September 6, 1975
	4	Scott Milanovich vs. Virginia Tech, September 25, 1993
	4	Scott Milanovich vs. Georgia Tech, October 22, 1994
9.	3	Scott Milanovich vs. Tulane, October 29, 1994
	3	John Kaleo vs. Pittsburgh, October 3, 1992
	3	Neil O'Donnell vs. North Carolina, October 29, 1988
	3	Dan Henning vs. North Carolina, November 1, 1986
	3	Dan Henning vs. Wake Forest, October 18, 1986
	3	Stan Gelbaugh vs. Clemson, November 16, 1985
	3	Stan Gelbaugh vs. Duke, October 26, 1985
	3	Stan Gelbaugh vs. Duke, October 27, 1984
	3	Frank Reich vs. Miami, November 10, 1984
	3	Boomer Esiason vs. Wake Forest, October 15, 1983
	3	Alan Pastrana vs. Florida State, November 26, 1966
	3	Alan Pastrana vs. N.C. State, November 6, 1966
	3	Alan Pastrana vs. Wake Forest, September 24, 1966
	3	Jack Scarbath vs. Louisiana State, October 25, 1952

RECEIVING

Most Passes Caught

1.	14	Frank Wycheck vs. Virginia Tech, September 1, 1990
	14	Russ Weaver vs. Wake Forest, November 20, 1993
3.	12	Frank Wycheck vs. N.C. State, September 22, 1990
4.	11	John Tice vs. Clemson, November 16, 1963
	11	Marcus Badgett vs. Pittsburgh, October 3, 1992
	11	Marcus Badgett vs. Wake Forest, October 17, 1992
	11	Geroy Simon vs. West Virginia, September 17, 1994
	11	Allen Williams vs. Syracuse, November 19, 1994
8.	10	Darryl Hill vs. Clemson, November 16, 1993
	10	Marcus Badgett vs. Penn State, September 26, 1992
	10	Geroy Simon vs. Syracuse, November 19, 1994
	10	Allen Williams vs. N.C. State, November 5, 1994
	10	Allen Williams vs. Virginia, November 12, 1994

Most Yards

1.	251	Marcus Badgett vs. Pittsburgh, October 3, 1992
2.	250	Jermaine Lewis vs. North Carolina, September 11, 1993
3.	220	James Milling vs. North Carolina, November 1, 1986
4.	218	Marcus Badgett vs. Duke, October 24, 1992
5.	188	Russell Davis vs. Penn State, September 11, 1982
6.	187	Marcus Badgett vs. Wake Forest, October 17, 1992
7.	184	Marcus Badgett vs. Clemson, November 14, 1992
8.	151	Azizuddin Abdur-Ra'oof vs. Vanderbilt, September 15, 1984
9.	145	Jermaine Lewis vs. West Virginia, September 18, 1993
10.	133	Jason Kremus vs. Virginia Tech, September 25, 1993

Average per Reception

1.	44.0	James Milling vs. North Carolina (5-220) 1986
2.	31.3	Jermaine Lewis vs. Georgia Tech (4-105) 1993
3.	28.0	Lloyd Colteryahn s. Auburn (4-112) 1951
4.	27.7	Jermaine Lewis vs. North Carolina (9-250) 1993
5.	26.9	Russell Davis vs. Penn State (7-188) 1982
6.	26.0	Ben Scotti vs. Auburn (4-104), 1958
7.	25.4	Pete Augsberger vs. Navy (5-127) 1950
8.	24.2	Marcus Badgett vs. Duke (9-218) 1992
	24.2	Jermaine Lewis vs. West Virginia (6-145)
10.	22.8	Marcus Badgett vs. Pittsburgh (11-251) 1992



Russ Weaver's day vs. Wake Forest was the stuff of fiction. He caught 14 passes, the last with no time left on the clock to tie the game.

TERPROLIFIC, TOP SINGLE GAME EFFORTS

Most Touchdowns

1. 3 Jermaine Lewis vs. West Virginia, September 18, 1993
- 3 James Milling vs. North Carolina, November 1, 1986
3. 2 Jermaine Lewis vs. Wake Forest, September 24, 1994
- 2 Jermaine Lewis vs. Georgia Tech, October 22, 1994
- 2 Jermaine Lewis vs. NC State, November 5, 1994
- 2 Jermaine Lewis vs. North Carolina, September 11, 1993
- 2 Walt Williams vs. Virginia Tech, September 25, 1993
- 2 Jason Kremus vs. Wake Forest, November 20, 1993
- 2 Marcus Badgett vs. Clemson, November 14, 1992
- 2 Marcus Badgett vs. Duke, October 24, 1992
- 2 Marcus Badgett vs. Pittsburgh, October 3, 1992
- 2 Barry Johnson vs. Michigan, September 30, 1989
- 2 Vernon Joines vs. North Carolina, October 31, 1987
- 2 Bren Lowery vs. West Virginia, September 19, 1987
- 2 Greg Hill vs. Miami, November 10, 1984
- 2 Greg Hill vs. Wake Forest, October 15, 1983
- 2 Greg Hill vs. West Virginia, September 17, 1983
- 2 Greg Hill vs. Duke, October 23, 1982
- 2 Greg Hill vs. Wake Forest, October 16, 1982
- 2 Russell Davis vs. Penn State, September 11, 1982
- 2 Vince Kinney vs. Villanova, September 6, 1975
- 2 Billy Van Heusen vs. Florida State, November 26, 1966
- 2 Darryl Hill vs. Wake Forest, October 26, 1963
- 2 Darryl Hill vs. Air Force, October 19, 1963
- 2 Lloyd Colteryahn vs. Louisiana State, October 25, 1952

RUSHING

Most Attempts

1. 49 Charlie Wysocki vs. Duke, October 25, 1980
2. 42 George Scott vs. Villanova, November 5, 1977
3. 39 Charlie Wysocki vs. Syracuse, October 3, 1981
- 39 Billy Lovett vs. South Carolina, October 19, 1968
5. 35 Charlie Wysocki vs. West Virginia, September 20, 1980
- 35 Charlie Wysocki vs. Richmond, November 12, 1977
7. 33 Charlie Wysocki vs. Virginia, November 21, 1981
- 33 Len Chiaverini vs. South Carolina, October 27, 1962
9. 32 John Nash vs. Wake Forest, October 17, 1981
- 32 Charlie Wysocki vs. Clemson, September 15, 1979

Most Yards Gained

1. 240 Willie Joyner vs. North Carolina (16) 1982
2. 237 George Scott vs. Villanova (42) 1977
3. 222 Charlie Wysocki vs. Louisville (43) 1979
4. 217 Rick Badanjek vs. Virginia (17) 1984
5. 216 Charlie Wysocki vs. Duke (49) 1980
6. 215 Steve Atkins vs. Syracuse (29) 1976
7. 214 Alvin Blount vs. Clemson (29) 1984
8. 213 Louis Carter vs. Virginia (29) 1974
9. 202 Charlie Wysocki vs. Virginia (33) 1979
10. 197 Steve Atkins vs. Clemson (28) 1979

Average Per Carry (minimum 10 carries)

1. 15.0 Willie Joyner vs. North Carolina (16/240) 1982
2. 14.3 Ralph Felton vs. N.C. State (13/186) 1951
3. 12.7 Rick Badanjek vs. Virginia (17/217) 1984
4. 9.9 Ted Kershner vs. N.C. State (13/129) 1956
5. 9.6 Bob Shemonski vs. Georgetown (10/96) 1950
6. 9.4 Ed Modzelewski vs. West Virginia (14/131) 1951
7. 9.2 Ed Modzelewski vs. George Washington (15/138) 1951
8. 8.54 Ed Vereb vs. South Carolina (13/111) 1955
9. 8.5 Ed Modzelewski vs. Missouri (12/102) 1951
10. 8.4 Steve Atkins vs. Richmond (20/169) 1976

Most Touchdowns

1. 5 Bob Shemonski vs. V.P.I., Dec. 2, 1950
2. 4 Charlie Wysocki vs. Virginia, November 21, 1981
3. 3 Rick Badanjek vs. North Carolina, November 3, 1984
- 3 Rick Badanjek vs. N.C. State, October 13, 1984
- 3 John Nash vs. Wake Forest, October 16, 1982
- 3 Steve Adkins vs. Duke, October 28, 1978
- 3 George Scott vs. Villanova, November 5, 1977
- 3 Steve Adkins vs. Duke, October 22, 1977
- 3 Steve Adkins vs. Syracuse, September 25, 1977
- 3 Louis Carter vs. Clemson, November 17, 1973
- 3 Dennis O'Hara vs. Wake Forest, October 4, 1969
- 3 Dennis Condie vs. Virginia, November 19, 1960
- 3 Jim Joyce vs. Virginia, November 21, 1959
- 3 John Forbes vs. Miami (Fla.), November 14, 1958



Willie Joyner's 1982 Carolina game is the benchmark for Maryland rushers.

PUNTING

Most Punts

1. 12 Steve Adams vs. Florida, October 10, 1981
2. 11 Dale Castro vs. Penn State, October 6, 1979
- 11 Dale Castro vs. Kentucky, September 29, 1979
- 11 Mike Sochko vs. Cincinnati, November 8, 1975
- 11 Greg Fries vs. Syracuse, October 11, 1969
- 11 Greg Fries vs. Clemson, November 9, 1968
7. 10 Dan DeArmas vs. Georgia Tech, October 6, 1990
- 10 Dale Castro vs. Clemson, September 15, 1979
- 10 Dale Castro vs. Penn State, November 4, 1978
- 10 Mike Sochko vs. Penn State, September 24, 1977
- 10 Dan DeArmas vs. Georgia Tech, October 12, 1991
- 10 Dan DeArmas vs. North Carolina, November 2, 1991
- 10 Dan DeArmas vs. Penn State, November 9, 1991

Best Punting Average (minimum 2 punts)

1. 52.7 Scott Milanovich vs. North Carolina State, November 13, 1993
2. 52.5 Scott Milanovich vs. Wake Forest, November 20, 1993
- 49.0 Scott Milanovich vs. Clemson, October 1, 1994
3. 47.6 Bernie Falony vs. Mississippi, November 15, 1952
4. 47.3 Scott Milanovich vs. Virginia, September 4, 1993
- 47.3 Dan DeArmas vs. Wake Forest, October 13, 1990
6. 46.6 Phil Wagenheim vs. Virginia, November 23, 1974
7. 45.5 Greg Fries vs. South Carolina, October 19, 1968
8. 45.0 Phil Wagenheim vs. Wake Forest, October 19, 1974
9. 44.3 Mike Sochko vs. Clemson, September 10, 1977
10. 44.0 Greg Fries vs. Florida State, September 21, 1968
- 44.0 Scott Milanovich vs. Virginia, November 12, 1994

FIELD GOALS Most Attempts

1. 5 Dan Plocki vs. West Virginia, September 21, 1985
- 5 Dale Castro vs. Mississippi State, September 22, 1979
3. 4 Dan DeArmas vs. Wake Forest, October 14, 1989
- 4 Dan Plocki vs. N.C. State, September 27, 1986
- 4 Jess Atkinson vs. Vanderbilt, September 15, 1984
- 4 Jess Atkinson vs. N.C. State, September 26, 1981
- 4 Dale Castro vs. Clemson, September 16, 1979
- 4 Ed Loncar vs. Louisville, September 16, 1978
- 4 Ed Loncar vs. Syracuse, October 14, 1975
- 4 Bernardo Bramson vs. Clemson, November 13, 1965

Most Made

1. 5 Dale Castro vs. Mississippi State, September 22, 1979
2. 4 Dan Plocki vs. West Virginia, September 21, 1985
- 4 Dale Castro vs. Clemson, September 15, 1979
4. 3 Dan DeArmas vs. Duke, October 20, 1990
- 3 Dan DeArmas vs. Western Michigan, September 16, 1989
- 3 Dan Plocki vs. Syracuse, October 1, 1988
- 3 Dan Plocki vs. N.C. State, September 27, 1986
- 3 Jess Atkinson vs. Virginia, October 1, 1983
- 3 Ed Loncar vs. North Carolina, September 23, 1978
- 3 Steve Mike-Mayer vs. Alabama, September 14, 1974
- 3 Steve Mike-Mayer vs. Villanova, October 14, 1972
- 3 Vincent Scott vs. West Virginia, September 19, 1959

TERPROLIFIC, TOP SEASON EFFORTS

PASSING

Most Passes Attempted

- 482 John Kaleo - 1992
- 431 Scott Milanovich - 1993
- 418 Scott Zolak - 1990
- 353 Dan Henning - 1986
- 333 Scott Milanovich - 1994
- 314 Boomer Esiason - 1982
- 311 Stan Gelbaugh - 1985
- 294 Boomer Esiason - 1983
- 291 Jim Sandwisch - 1991
- 287 Dan Henning - 1987

Most Passes Completed

- 286 John Kaleo - 1992
- 279 Scott Milanovich - 1993
- 229 Scott Milanovich - 1994
- 225 Scott Zolak - 1990
- 196 Dan Henning - 1986
- 176 Boomer Esiason - 1982
- 166 Stan Gelbaugh - 1985
- 163 Boomer Esiason - 1983
- 160 Neil O'Donnell - 1988
- 157 Dan Henning - 1987

Most Yards

- 3,499 Scott Milanovich - 1993
- 3,392 John Kaleo - 1992
- 2,725 Dan Henning - 1986
- 2,589 Scott Zolak - 1990
- 2,475 Stan Gelbaugh - 1985
- 2,394 Scott Milanovich - 1994
- 2,322 Boomer Esiason - 1983
- 2,302 Boomer Esiason - 1982
- 2,103 Neil O'Donnell - 1989
- 1,973 Neil O'Donnell - 1988

Completion Percentage

(200 attempts minimum)

- 661 Scott Milanovich - 1994
- 647 Scott Milanovich - 1993
- 599 Neil O'Donnell - 1988
- 596 Dick Shiner - 1962
- 593 John Kaleo - 1992
- 561 Boomer Esiason - 1982
- 557 Neil O'Donnell - 1989
- 544 Boomer Esiason - 1983
- 547 Dan Henning - 1987
- 538 Scott Zolak - 1990

Touchdowns

- 26 Scott Milanovich - 1993
- 20 Scott Milanovich - 1994
- 18 Boomer Esiason - 1982
- 17 Alan Pastrana - 1966
- 17 John Kaleo - 1992
- 15 Boomer Esiason - 1983
- 15 Stan Gelbaugh - 1985
- 15 Dan Henning - 1986
- 12 Neil O'Donnell - 1988
- 11 Mark Manges - 1976
- 10 Al Neville - 1971
- 10 Dick Shiner - 1963
- 10 Neil O'Donnell - 1989
- 10 Scott Zolak - 1990

RECEIVING

Receptions

- 77 Geroy Simon - 1994
- 75 Marcus Badgett - 1992
- 69 Russ Weaver - 1993
- 58 Frank Wycheck - 1990
- 56 Richie Harris - 1992
- 52 Jermaine Lewis - 1993
- 52 Dan Prunzik - 1992
- 51 Greg Hill - 1984
- 47 Tom Brown - 1962
- 45 Frank Wycheck - 1991
- 44 Bren Lowery - 1987

Yards

- 1,240 Marcus Badgett - 1992
- 957 Jermaine Lewis - 1993
- 891 Geroy Simon - 1994
- 820 Greg Hill - 1984
- 689 Barry Johnson - 1989
- 680 Dan Prunzik - 1992
- 671 Azizuddin Abdur-Ra'oof - 1985
- 650 James Milling - 1986
- 629 Barry Johnson - 1990
- 617 Azizuddin Abdur-Ra'oof - 1987
- 606 Russ Weaver - 1993

Average Per Reception

- 21.0 Marcus Badgett - 1991
- 19.7 James Milling - 1986
- 19.2 Azizuddin Abdur-Ra'oof - 1987
- 18.8 Mancel Johnson - 1993
- 18.5 Barry Johnson - 1990
- 18.5 Lloyd Colterayahn - 1952
- 18.4 Jermaine Lewis - 1993
- 17.2 Ferrell Edmunds - 1987
- 16.5 Marcus Badgett - 1992
- 16.4 Dean Richards - 1978

Touchdowns

- 9 Jermaine Lewis - 1994
- 9 Marcus Badgett - 1992
- 8 Dan Bungon - 1971
- 7 Billy Van Heusen - 1966
- 7 Greg Hill - 1982
- 7 Greg Hill - 1983
- 6 Don Rathiff - 1972
- 6 James Milling - 1986
- 6 Barry Johnson - 1989
- 5 Walter White - 1973
- 5 Kim Hoover - 1975
- 5 Vernon Joines - 1987
- 5 Sean Sullivan - 1983
- 5 Russell Davis - 1982

RUSHING

Attempts

- 334 Charlie Wysocki - 1980
- 283 Steve Atkins - 1978
- 247 Charlie Wysocki - 1979
- 224 Louis Carter - 1974
- 221 Art Seymore - 1970
- 218 Louis Carter - 1973
- 217 Billy Lovett - 1968
- 198 Willie Joyner - 1983
- 188 George Scott - 1977
- 182 Bo Hickey - 1964

Yards

- 1,359 Charlie Wysocki - 1980
- 1,261 Steve Atkins - 1978
- 1,140 Charlie Wysocki - 1979
- 1,063 Willie Joyner - 1982
- 991 Louis Carter - 1974
- 981 Art Seymore - 1970
- 963 Billy Lovett - 1968
- 908 Willie Joyner - 1983
- 904 Lou Gambino - 1947
- 894 George Scott - 1977



John Kaleo's 1992 was the busiest ever for a Terp quarterback.

TERPROLIFIC, TOP SEASON EFFORTS

Average Per Carry(minimum 100 carries)

- 7.2 Lu Gambino - 1947
- 5.9 Willie Joyner - 1982
- 5.9 Alvin Blount - 1984
- 5.8 Steve Adkins - 1976
- 5.7 Ed Vereb - 1955
- 5.6 Ralph Felton - 1953
- 5.5 Tommy Neal - 1984
- 5.5 Ed Modzelewski - 1949
- 5.5 Bob Shemonski - 1950
- 5.2 Hubert Werner - 1948

Rushing Touchdowns

- 15 Bob Shemonski - 1950
- 15 Rick Badanjek - 1984
- 14 Ed Vereb - 1955
- 14 Louis Carter - 1973
- 12 Rick Badanjek - 1985
- 11 Lou Gambino - 1947
- 11 Charlie Wysocki - 1980
- 10 Steve Atkins - 1978
- 9 Steve Adkins - 1977
- 9 Rick Badanjek - 1982

PUNTING

Punts

- 90 Dan DeArmas - 1991
- 83 Dale Castro - 1979
- 83 Dale Castro - 1980
- 72 Greg Fries - 1969
- 72 Greg Fries - 1968
- 70 Dan DeArmas - 1990
- 67 John Petronaci - 1971
- 66 Dale Castro - 1978
- 63 Darryl Wright - 1987
- 62 Darryl Wright - 1986

Punting Average

- 43.8 Scott Milanovich - 1993
- 42.2 Phil Wagenheim - 1974
- 41.8 Scott Milanovich - 1994
- 41.5 Dan DeArmas - 1989
- 40.9 Dale Castro - 1980
- 40.8 Mike Sochko - 1977
- 40.6 Darryl Wright - 1987
- 40.4 Mike Sochko - 1975
- 40.4 Ducey Graham - 1970
- 40.2 Dan DeArmas - 1991

KICKING

Field Goals Attempted

- 26 Ed Loncar - 1978
- 25 Steve Mike-Mayer - 1974
- 24 Steve Mike-Mayer - 1973
- 22 Jess Atkinson - 1982
- 22 Dan Plocki - 1988
- 21 Jess Atkinson - 1981
- 21 Dale Castro - 1979
- 20 Jess Atkinson - 1984
- 20 Mike Sochko - 1975
- 19 Jess Atkinson - 1983

Field Goals Made

- 17 Jess Atkinson - 1984
- 17 Dan Plocki - 1988
- 17 Dale Castro - 1979
- 16 Jess Atkinson - 1982
- 16 Ed Loncar - 1978
- 15 Jess Atkinson - 1983
- 15 Steve Mike-Mayer - 1974
- 14 Dan DeArmas - 1990
- 12 Jess Atkinson - 1981
- 12 Steve Mike-Mayer - 1973
- 12 Mike Sochko - 1975

SCORING


Points Scored

- 102 Rick Badanjek - 1984
- 97 Bob Shemonski - 1950
- 96 Lu Gambino - 1947
- 96 Ed Vereb - 1955
- 88 Jess Atkinson - 1984
- 87 Jess Atkinson - 1982
- 84 Louis Carter - 1973
- 79 Steve Mike-Mayer - 1974
- 78 Dan Plocki - 1988
- 73 Jess Atkinson - 1983
- 73 Ed Loncar - 1978

TOTAL OFFENSE

Yards

- 3,472 John Kaleo - 1992
- 3,437 Scott Milanovich - 1993
- 2,681 Dan Henning - 1986
- 2,392 Scott Zolak - 1990
- 2,385 Stan Gelbaugh - 1985
- 2,290 Boomer Esiason - 1983
- 2,231 Boomer Esiason - 1982
- 2,139 Neil O'Donnell - 1988
- 2,059 Neil O'Donnell - 1989
- 1,782 Dan Henning - 1987



Jack Bradford was one of the quickest of all Terrapin linebackers.


DEFENSE

Tackles

- 188 Neal Olkewicz - 1978
- 186 Ted Klaube - 1977
- 180 Eric Wilson - 1983
- 173 Harry Walters - 1974
- 172 Kevin Walker - 1987
- 160 Eric Wilson - 1984
- 159 Brian Matera - 1979
- 157 Brad Carr - 1976
- 153 Mike Jarmolowich - 1991
- 151 Chuck Faucette - 1986
- 151 Bruce Palmer - 1978

Sacks

- 13 Mark Duda - 1982
- 13 Bruce Palmer - 1978
- 12 Randy White - 1974
- 12 Charles Johnson - 1978
- 12 Bruce Mesner - 1985
- 11 Mike Corvino - 1981
- 11 Marlin Van Horn - 1978
- 10 Gurnest Brown - 1981
- 10 Jack Bradford - 1990
- 8 Ernie Salley - 1975



Mark Duda's sack total is still the best.

PASSING

Most Passes Attempted

1. 850 Boomer Esiason (1981-83)
2. 767 Scott Milanovich (1992-94)
3. 658 Neil O'Donnell (1987-89)
4. 641 Dan Henning (1985-87)
5. 537 John Kaleo (1991-92)
6. 536 Dick Shiner (1961-63)
7. 509 Scott Zolak (1988-90)
8. 454 Stan Gelbaugh (1981-85)
9. 402 Al Neville (1971-73)
10. 394 Bob Avellini (1972-74)

Most Passes Completed

1. 525 Scott Milanovich (1992-94)
2. 461 Boomer Esiason (1981-83)
3. 387 Neil O'Donnell (1987-89)
4. 353 Dan Henning (1985-87)
5. 305 John Kaleo (1991-92)
6. 287 Dick Shiner (1961-63)
7. 270 Scott Zolak (1988-90)
8. 251 Stan Gelbaugh (1981-85)
9. 231 Bob Avellini (1972-74)
10. 217 Al Neville (1971-73)

Most Yards

1. 6,259 Boomer Esiason (1981-83)
2. 6,125 Scott Milanovich (1992-94)
3. 4,984 Neil O'Donnell (1987-89)
4. 4,560 Dan Henning (1985-87)
5. 3,660 John Kaleo (1991-92)
6. 3,659 Stan Gelbaugh (1981-85)
7. 3,410 Dick Shiner (1961-63)
8. 3,222 Bob Avellini (1972-74)
9. 3,124 Scott Zolak (1988-90)
10. 2,601 Larry Dick (1975, 77)

Completion Percentage

1. .661 Scott Milanovich (1992-94)
2. .629 (132-210) Frank Reich (1983-84)
3. .590 (231-394) Bob Avellini (1972-74)
4. .588 (180-306) Larry Dick (1975, 77)
.588 (387-658) Neil O'Donnell (1987-89)
- 6.. 582 (127-218) Dale Betty (1958-60)
7. .568 (305-537) John Kaleo (1991-92)
8. .553 (251-454) Stan Gelbaugh (1981-85)
9. .551 (353-641) Dan Henning (1985-87)
10. .547 (58-106) Ben Kinard (1973-74)

Touchdowns

1. 47 Scott Milanovich (1992-94)
2. 42 Boomer Esiason (1981-83)
3. 26 Neil O'Donnell (1987-89)
4. 24 Dan Henning (1985-87)
5. 23 Alan Pastrana (1966, 68)
6. 22 Jack Scarbath (1950-52)
7. 21 Dick Shiner (1961-63)
8. 20 Stan Gelbaugh (1981-85)
9. 19 Bob Avellini (1972-74)
10. 18 John Kaleo (1991-92)


RECEIVING

Receptions

1. 134 Frank Wycheck (1990-92)
2. 127 Jermaine Lewis (1992-94)
3. 108 Azizuddin Abdur-Ra'oof (1984-87)
4. 106 Barry Johnson (1987-90)
5. 103 Frank Wycheck (1990-92)
6. 101 Ferrell Edmunds (1984-87)
7. 100 Frank Russell (1972-74)
100 Marcus Badgett (1990-92)
9. 97 Greg Hill (1982-84)
10. 89 Bren Lowery (1986-89)
11. 83 Vernon Jones (1985-88)
83 John Tice (1979-82)

Yards

1. 1,995 Jermaine Lewis (1992-94)
2. 1,895 Azizuddin Abdur-Ra'oof (1984-87)
3. 1,748 Marcus Badgett (1990-92)
4. 1,721 Greg Hill (1982-84)
1,721 Barry Johnson (1987-90)
6. 1,641 Ferrell Edmunds (1984-87)
7. 1,445 James Milling (1984-87)
8. 1,408 Russell Davis (1981-83)
9. 1,344 Frank Russell (1972-74)
10. 1,303 Jermaine Lewis (1992-94)
11. 1,253 Vernon Jones (1985-88)



Azizuddin Abdur Ra'oof, before Jermaine Lewis, was the all-time Terp yardage receiving leader.

Average Per Reception

(minimum 40 receptions)

1. 19.1 Billy Van Heusen (1965-67)
2. 18.6 Lloyd Colteryahn (1950-52)
3. 18.1 James Milling (1984-87)
4. 17.7 Greg Hill (1982-84)
5. 17.5 Azizuddin Abdur-Ra'oof (1984-87)
6. 17.48 Marcus Badgett (1990-92)
7. 17.2 Russell Davis (1981-83)
8. 17.1 Bobby Collins (1964-66)
9. 16.2 Ferrell Edmunds (1984-87)
16.2 Barry Johnson (1987-90)

Touchdowns

1. 18 Jermaine Lewis (1992-94)
2. 18 Greg Hill (1982-84)
3. 12 Gary Collins (1959-61)
4. 11 Barry Johnson (1987-90)
11 Marcus Badgett (1990-92)
6. 10 Azizuddin Abdur-Ra'oof (1984-87)
10 Ferrell Edmunds (1984-87)
8. 9 Vernon Jones (1985-88)
9. 8 Russell Davis (1981-83)
8 Walter White (1973-74)
8 Lou Weidensaul (1950-52)
12. 7 James Milling (1984-87)
7 Sean Sullivan (1983-86)
7 Billy Van Heusen (1965-67)
7 Darryl Hill (1963-64)
7 Howie Dare (1954-55, 57)

RUSHING

Attempts

1. 769 Charlie Wysocki (1978-81)
2. 625 Steve Atkins (1975-78)
3. 561 Louis Carter (1972-74)
4. 521 Rick Badanjek (1982-85)
5. 452 Billy Lovett (1966-68)
6. 437 Willie Joyner (1980-83)
437 Art Seymore (1970-72)
8. 426 Alvin Blount (1983-86)
9. 402 Bren Lowery (1986-89)
10. 371 Mark Mason (1990-93)

Yards

1. 3,317 Charlie Wysocki (1978-81)
2. 2,971 Steve Atkins (1975-78)
3. 2,417 Rick Badanjek (1982-85)
4. 2,266 Louis Carter (1972-74)
5. 2,158 Alvin Blount (1983-86)
6. 2,140 Willie Joyner (1980-83)
7. 1,913 Billy Lovett (1966-68)
8. 1,845 Alvin Maddox (1975-78)
9. 1,827 Mark Mason (1990-93)
10. 1,656 Art Seymore (1970-72)

Rushing Touchdowns

1. 46 Rick Badanjek (1982-85)
2. 31 Steve Atkins (1975-78)
3. 26 Charlie Wysocki (1978-81)
4. 25 Louis Carter (1972-74)
5. 18 Tommy Neal (1983-86)
18 Bob Shemonski (1950-51)
7. 17 Ed Vereb (1953-55)
8. 15 Chet Hanulak (1951-53)
9. 14 Alvin Maddox (1975-78)
10. 12 Alvin Blount (1983-86)

TERPROLIFIC, TOP CAREER EFFORTS

PUNTING

Punts

1.	268	Dan DeArmas (1988-91)
2.	224	Dale Castro (1978-80)
3.	209	Darrell Wright (1984-87)
4.	169	Mike Sochko (1975-77)
5.	168	Greg Fries (1968-70)
6.	142	Howard Humphries (1963-65)
7.	132	Alan Sadler (1981-83)
8.	113	Gary Collins (1959-60)
9.	106	Phil Wagenheim (1973-74)
10.	101	Scott Milanovich (1992-94)

Yards

1.	10,627	Dan DeArmas (1988-91)
2.	8,548	Dale Castro (1978-80)
3.	8,389	Darrell Wright (1984-87)
4.	6,789	Mike Sochko (1975-77)
5.	6,696	Greg Fries (1968-70)
6.	5,290	Howard Humphries (1963-65)
7.	5,125	Alan Sadler (1982-83)
8.	4,321	Scott Milanovich (1992-94)
9.	4,205	Gary Collins (1959-60)
10.	4,138	Phil Wagenheim (1973-74)

Average

1.	43.8	Scott Milanovich (1993)
2.	40.7	Phil Wagenheim (1973-74)
3.	40.4	Duey Graham (1970)
4.	40.2	Mike Sochko (1975-77)
5.	40.1	Darrell Wright (1984-87)
6.	39.9	Greg Fries (1968-70)
7.	39.7	Dan DeArmas (1988-91)
8.	39.6	Billy Van Heusen (1966-67)
9.	38.8	Alan Sadler (1981-83)
10.	38.2	Dale Castro (1978-80)
	38.2	Bernie Faloney (1951-53)

KICKING

Field Goals Attempted

1.	82	Jess Atkinson (1981-84)
2.	71	Steve Mike-Mayer (1972-74)
3.	63	Dan Plocki (1985-88)
4.	43	Dan DeArmas (1988-91)
5.	39	Dale Castro (1979-80)
	39	Bernardo Bramson (1964-66)
7.	36	Ed Loncar (1976-78)
	36	John Hannigan (1961-62)
9.	28	Mike Sochko (1975-76)
10.	19	Kambiz Behbahani (1970-71)

Field Goals Made

1.	60	Jess Atkinson (1981-84)
2.	47	Dan Plocki (1985-88)
3.	37	Steve Mike-Mayer (1972-74)
4.	32	Dan DeArmas (1988-91)
5.	27	Dale Castro (1979-80)
6.	22	Ed Loncar (1976-78)
	22	John Hannigan (1961-62)
8.	18	Bernardo Bramson (1964-66)
9.	17	Mike Sochko (1975-76)
10.	12	Kambiz Behbahani (1970-71)

Scoring

1.	308	Jess Atkinson (1981-84)
2.	286	Rick Badanjek (1982-85)
3.	227	Dan Plocki (1985-88)
4.	203	Steve Mike-Mayer (1972-74)
5.	192	Steve Atkins (1975-78)
6.	162	Louis Carter (1972-74)
7.	158	Charlie Wysocki (1978-81)
	158	Dan DeArmas (1988-91)
9.	126	Ed Modzelewski (1949-51)
10.	121	Dale Castro (1979-80)

TOTAL OFFENSE

1.	6,081	Boomer Esiason (1981-83)
2.	5,769	Scott Milanovich (1992-94)
3.	5,060	Neil O'Donnell (1987-89)
4.	4,483	Dan Henning (1985-87)
5.	3,686	John Kaleo (1991-92)
6.	3,569	Stan Gelbaugh (1981-85)
7.	3,533	Dick Shiner (1961-63)
8.	3,423	Charlie Wysocki (1978-81)
9.	3,285	Bob Avellini (1972-74)
10.	3,107	Rick Badanjek (1982-85)

DEFENSE

Tackles

1.	481	Eric Wilson (1981-84)
2.	466	Chuck Faucette (1983-86)
3.	414	Mike Jarmolowich (1989-92)
4.	386	Brad Carr (1974-77)
5.	382	Scott Saylor (1987-89)
6.	351	Bruce Palmer (1976-78)
7.	347	Mike Corvino (1979-82)
8.	344	Ted Klaube (1975-77)
9.	330	Kevin Walker (1985-87)
10.	303	Charles Johnson (1975-78)

Interceptions

1.	17	Tom Brown (1960-62)
2.	15	Bob Smith (1972-74)
3.	14	Leidell Jones (1981-83)
4.	13	Ken Schroy (1972-74)
	13	Bob Sullivan (1963-66)
6.	10	Howard Eubanks (1979-82)
	10	Lloyd Burruss (1976-80)
	10	Ralph Lary (1977-80)
9.	9	Eric Wilson (1980-84)
	9	Clarence Baldwin (1981-83)
	9	Jim Brechiel (1973-75)
	9	Wally Stanaker (1967-69)
	9	Keeta Covington (1983-86)

Sacks

1.	24	Mike Corvino (1979-82)
2.	19	Mark Duda (1979-82)
	19	Bruce Palmer (1976-78)
	19	Charles Johnson (1976-78)
5.	18	Bruce Mesner (1983-86)
	18	Gurnest Brown (1979-82)
7.	17	Joe Campbell (1973-76)
8.	15	Jack Bradford (1987-90)
	15	Ernie Salley (1974-77)
10.	14	Marlin Van Horn (1977-78, 80)



Mike Jarmolowich is one of only four players to lead Maryland in tackles twice. Tackling statistics were begun in 1969.



Mike Corvino is the most potent down linemen statistically in Terp history, ranking seventh on the overall tackling charts, and number one in sacks.

Alvin L. Aubinoe Trophy

to the **unsung hero** of the season.

- 1956 Al Wharton - Tackle
- 1957 Wilbur Main - Center
- 1958 Ted Kershner - Back
- 1959 Joe Gard - Tackle
- 1960 Leroy Dietrich - Center
- 1961 Dick Barlund - End
- 1962 Murnis Banner - Halfback
- 1963 George Stem - Halfback
- 1964 John Kenny - End
- 1965 Charles Krahling - Center
- 1966 Bobby Collins - Back
- 1967 Pat Baker - Back
- 1968 Rick Carlson - End
- 1969 Paul Fitzpatrick - Back
- 1970 Robert J. MacBride - Tackle
- 1971 Jeff Shugars - Quarterback
- 1972 Ron Kecman - Center
- 1973 Ken Scott - Tackle
- 1974 Frank Russell - End
- 1975 Jim Richey - Tackle
- 1976 Bob Raba - End
- 1977 Don Rhodes - Center
- 1978 Mike Simon - Center
- 1979 Richard Cummins - Guard
- 1980 Scott Fanz - Tackle
- 1981 Todd Wright - Center
- 1982 Frank Kolencik - Defensive Guard
- John Nash - Back
- Doug Miller - Center
- 1983 Tyrone Furman - Guard
- 1984 Bill Rogers - Tight End
- 1985 George Colton - Guard
- 1986 Sean Sullivan - End
- 1987 Robert Klein - Guard
- Sean Scott - Linebacker
- 1988 Matt D'Amico - Linebacker
- Dan Plocki - Kicker
- 1989 Dean Green - Wide Receiver
- Mark Walsh - Defensive End
- 1990 Doug Stump - Running Back
- 1991 Greg Hines - Linebacker
- 1992 Dan Prunzik - Wide Receiver
- 1993 Russ Weaver - Wide Receiver
- 1994 David Hack - Guard

Anthony C. Nardo Memorial Trophy

to the **best football lineman** of the year

- 1947 Pat McCarthy - Guard
- 1948 Gene Kinney - Tackle
- 1950 Bob Ward - Guard
- 1951 Bob Ward - Guard
- 1952 William Maletzky - Guard
- 1953 Stan Jones - Tackle
- 1954 Bob Pellegrini - Guard
- 1955 Mike Sandusky - Tackle
- 1956 Al Wharton - Tackle
- 1957 Don Healy - Tackle
- 1958 Fred Cole - Tackle
- 1959 Tom Gunderman - Guard
- 1960 Gary Collins - End
- 1961 Bill Kirchiro - Tackle
- 1962 Dave Crossan - Tackle
- 1963 Olaf Drozdov - Tackle
- 1964 Fred Joyce - Guard
- 1965 Dick Absher - End
- 1966 Dick Absher - End
- 1967 Jim Lavrusky - Linebacker
- 1968 Ron Pearson - End
- 1969 Peter Mattia - Tackle

Bob Beall, Tommy Marcos Trophy

to the **best football lineman** of the year.

- 1970 Guy M. Roberts - End
- 1971 Dennis O'Hara - End

- 1972 Paul Vellano - Guard
- 1973 Randy White - Tackle
- 1974 Randy White - Tackle
- 1980 Eric Sievers - Tight End
- 1981 Dave Pacella - Tackle
- 1982 Dave Pacella - Tackle
- 1983 Ron Solt - Guard
- 1984 Kevin Glover - Center
- 1985 J. D. Maarleveled - Tackle
- 1986 Billy Hughes - Center
- 1987 Billy Hughes - Center
- 1988 Mark Agent - Center
- 1989 Mike Kiselak - Guard
- 1990 Clarence Jones - Tackle
- 1991 Mitch Suplee - Center
- 1992 Steve Ingram - Tackle
- 1993 Steve Ingram - Tackle
- 1994 Steve Ingram - Tackle

Ray Krouse Memorial Award

to the **most valuable senior.**

- 1972 Ron Kecman - Center
- 1974 Randy White - Defensive Tackle
- 1975 John Schultz - Wingback
- 1976 Tim Wilson - Fullback
- 1977 Ted Klaube - Guard
- 1978 Neal Olkewicz - Linebacker
- 1979 Brian Matera - Linebacker
- 1980 Lloyd Burruss - Defensive Halfback
- 1981 Greg Vanderhout - Defensive Guard
- 1982 John Tice - Tight End
- 1983 Boomer Esiason - Quarterback
- 1984 Eric Wilson - Linebacker
- 1985 Stan Gelbaugh - Quarterback
- 1986 Chuck Faucette - Linebacker
- 1987 Kevin Walker - Linebacker
- 1988 Dan Plocki - Kicker
- 1989 Neil O'Donnell - Quarterback
- Scott Saylor - Linebacker
- 1990 Scott Zolak - Quarterback
- 1991 Larry Webster - Defensive Tackle
- 1992 Marcus Badgett - Wide Receiver
- 1993 Jason Kremus - Wide Receiver
- 1994 Steve Ingram - Tackle

The Teke Trophy

to the **student who during his four years at the University has rendered the greatest service to football.**

(Became the Terrapin Club Award in 1975)

- 1949 John Idzik - Back
- 1950 John Idzik - Back
- 1951 Bob Ward - Guard
- 1952 Ed Fullerton - Back
- 1953 Berme Faloney - Back
- 1954 John Irvine - Center
- 1955 Bob Pellegrini - Center
- 1956 Mike Sandusky - Tackle
- 1957 Gene Alderton - Center
- 1958 Bob Rusevliyan - Back
- 1959 Kurt Schwarz - Tackle
- 1960 Vincent Scott - End
- 1961 Gary Collins - End
- 1962 Tom Brown - Halfback
- 1963 Bob Burton - Halfback
- 1964 Olaf Drozdov - Tackle
- 1965 George Stem - Back
- 1966 Dick Absher - End
- 1967 Lou Stuckel - Back
- 1968 Billy Lovett - Fullback
- 1994 Steve Ingram - Offensive Tackle
- 1969 Kenneth B. Dutton - Back
- 1970 Peter Mattia - Tackle
- 1971 Tommy Miller - Back
- 1972 Don Rathiff - End
- 1973 Paul Vellano - Guard

- 1974 Randy White - Tackle
- 1975 LeRoy Hughes - End
- 1976 Bob Raba - End
- 1977 Brad Carr - Linebacker
- 1978 Dean Richards - End
- 1979 James Shaffer - End
- 1980 Lloyd Burruss - Halfback
- 1981 Charlie Wysocki - Tailback
- 1982 Mike Corvino - Defensive Guard
- 1983 Boomer Esiason - Quarterback
- 1984 Eric Wilson - Linebacker
- 1985 Rick Badanjek - Fullback
- 1986 Chuck Faucette - Linebacker
- 1987 Ferrell Edmunds - Tight End
- 1988 Dan Plocki - Kicker
- 1989 Mark Agent - Center
- 1990 Barry Johnson - Wide Receiver
- 1991 Larry Webster - Defensive Tackle
- 1992 Mike Jarmolowich - Linebacker
- 1993 Mark Mason - Running Back
- 1994 Steve Ingram - Offensive Tackle

Terps honored by the M Club

A.V. WILLIAMS AWARD

(Outstanding and conspicuous sportsmanship)

- 1955 Ronnie Waller, Football
- 1956 Lynn Beightol, Football
- Jack Davis, Football
- 1957 Howard B. Dare, Jr., Football
- 1958 Robert Rusevliyan, Football
- 1959 Allen J. Bunge, Basketball
- 1960 Dale Betty, Football
- 1961 Donald Brown, Football
- 1962 Clayton A. Beardmore, Lacrosse
- 1963 Samuel G. Bossert, Wrestling
- 1964 Robert J. Kopnisky, Wrestling
- 1965 Donald Dunphy, Swimming
- 1966 Frank Costello, Track
- 1967 Robert C. Karch, Wrestling
- 1968 Roland E. Merritt, Track
- 1969 David C. Reiss, Track
- 1970 John Baker, Track
- 1971 James F. Norris, Baseball
- 1972 Vince L. Struble, Track
- 1973 Albert A. Neville, Football
- 1974 Tyrone Neal, Wrestling
- 1975 LeRoy D. Hughes, Football
- 1976 Robert W. Raba, Football
- Eugene F. Ochap, Football
- 1977 Bradley S. Carr, Football
- 1978 Dean Richards, Football
- 1979 James K. Shafer, Football
- 1980 Eric S. Sievers, Football
- 1981 Brian J. Ruendeau, Football
- 1982 David W. Pacella, Football
- 1983 Boomer Esiason, Football
- 1984 Eric W. Wilson, Football
- 1985 Scott B. Schankweiler, Football
- 1986 Lewis I. Askew, Jr., Football
- 1987 Robert Klein, Football
- 1988 Chad Sydnor, Football
- 1989 Bren Lowery, Football
- 1990 Barry Johnson, Football
- 1991 Lubo Zizakovic, Football
- 1993 Ed Regan, Football
- 1994 Corey Holobetz, Football

JAMES M. "JIM" TATUM MEMORIAL AWARD

(Lineman of the year)

- 1959 Kurt A. Schwarz
- 1960 Thomas E. Sankovch

- 1961 Bill Kirchiro
- 1962 David H. Crossan
- 1963 Olaf A. Drozdov
- 1964 Larry Bagranoff
- 1965 Larry Bagranoff
- 1966 Thomas J. Cichowski
- 1967 Tom Myslinski
- 1968 Thomas A. Plevin
- 1969 Peter A. Mattia
- 1970 Peter A. Mattia
- 1971 Guy Roberts
- 1972 Paul E. Vellano
- 1973 Randy L. White
- 1974 Randy L. White
- 1975 Manon Koprowski
- Paul J. Divito
- 1976 Joseph P. Campbell
- 1977 Theodore J. Klaube
- 1978 Charles A. Johnson
- 1979 Kervin D. Wyatt
- 1980 Edward J. Gall, Jr.
- 1981 Gregory A. Vanderhout
- 1982 Mark D. Duda
- 1983 Ronald M. Solt
- 1984 Kevin P. Glover
- 1985 Leonard A. Lynch
- 1986 Bruce M. Mesner
- 1987 Robert Arnold
- 1988 Warren Powers
- 1989 Mike Kiselak
- 1990 Jack Bradford
- Rick Fleece
- 1991 Larry Webster
- 1992 Steve Ingram
- 1993 Steve Ingram
- 1994 Steve Ingram

GEORGE C. COOK MEMORIAL AWARD

(Highest academic average)

- 1962 Don White - Quarterback
- 1963 David D. Nardo - End
- 1964 David D. Nardo - End
- 1965 Bruce Springer - Back
- 1966 Larry Bagranoff - Tackle
- 1967 Charles Tine - Tackle
- 1968 Ralph H. Fnedgen - Guard
- 1969 Ralph H. Fnedgen - Guard
- William L. Grant - End
- 1970 Patrick Burke - Guard
- 1971 Stephen D. Fromang - Tackle
- 1972 Stephen D. Fromang - Tackle
- 1973 James J. Martell - End
- 1974 Albert A. Neville - End
- 1975 Kim R. Hoover - End
- 1976 Jonathan E. Claiborne - Safety
- 1977 Jonathan E. Claiborne - Safety
- 1978 Joseph M. Muffler - Defensive End
- 1979 Ralph L. Lary III - Safety
- 1980 Ralph L. Lary III - Safety
- 1981 Mark Sobel - End
- 1982 Gregory E. Harraka - Center
- 1983 Gregory E. Harraka - Guard
- 1984 Gregory E. Harraka - Guard
- 1985 Dolph M. Tokarczyk - Tight End
- 1986 Richard D. Shure - Fullback
- 1987 Richard D. Shure - Fullback
- 1988 John Rugg - Guard
- 1989 Mark Agent - Center
- 1990 Ken Oberle - Guard
- 1991 Mitch Suplee - Center
- 1992 Dave Marrone - Linebacker
- 1993 Erick Wood - Linebacker
- 1994 Corey Holobetz, Tight End

TERPRIZES, COACHES AWARDS

OFFENSIVE BACK

1952 Chester Hanulak - HB
 1953 Ralph Felton - FB
 1954 Ron Waller - HB
 1955 Ed Vereb - HB
 1956 Fred Hamilton - HB
 1957 Bob Rusevlyan - QB
 1958 Bob Rusevlyan - QB
 1959 Jim Joyce - FB
 1960 Dale Betty - QB
 1961 Dick Shiner - QB
 1962 Tom Brown - HB
 1963 Dick Shiner - QB
 1964 Tom Hickey - TB
 1965 Walt Marciniak - FB
 1966 Alan Pastrana - QB
 1967 Billy Lovett - FB
 1968 Billy Lovett - FB
 1969 Tom Miller - FB
 1970 Art Seymore - HB
 1971 Al Neville - QB
 1972 Bob Avellini - QB
 1973 Louis Carter - TB
 1974 Louis Carter - TB
 1975 John Schultz - WB
 1976 Mark Manges - QB

1977 Larry Dick - QB
 George Scott - HB
 1978 Steve Atkns - TB

1979 Charlie Wysocki - TB
 1980 Charlie Wysocki - TB
 1981 "Boomer" Esiason - QB
 1982 "Boomer" Esiason - QB
 Willie Joyner - RB
 1983 Willie Joyner - RB
 1984 Rick Badanjek - FB
 1985 Rick Badanjek - FB
 1986 Tommy Neal - RB
 1987 Bren Lowery - RB
 1988 Ricky Johnson - TB
 1989 Ricky Johnson - T
 1990 Scott Zolak - QB
 1991 Troy Jackson - RB
 1992 John Kaleo - QB
 1993 Jermaine Lewis - WR
 1994 Allen Williams

OFFENSIVE LINEMAN

Tom Cosgrove - C
 Marty Crytzer - E
 Jack Bowersox - G
 Russell Dennis - E
 Al Wharton - T
 Tom Gunderman - G
 Fred Cole - T
 Tom Gunderman - G
 Bob Hacker - C
 Roger Shoals - T
 Roger Shoals - T
 Gene Feher - C
 Joe Frataroli - G
 Matt Arbutina - T
 Tim Cichokski - T
 Ron Pearson - G
 Bill Meister - G
 Bill Meister - G
 Pat Burke - G
 Tim Brannon - G
 Tim Brannon - G
 Bart Purvis - G
 Stan Rogers - T
 Marion Koprowski - T
 Ed Fulton - G
 Tom Schick - T
 Mike Yeates - G

Eric Sievers - TE
 Kerwin Wyatt - G
 Kewin Wyatt - G
 Eric Siever - TE
 Dave Pacella - T
 Dave Pacella - T

Ron Solt - G
 Kevin Glover - C
 J. D. Maarleveld - T
 Billy Hughes - C
 Billy Hughes - C
 Mark Agent - C
 Mike Kiselak - G
 Clarence Jones - T
 Mitch Suplee - C
 Stephen Ingram - T
 Stephen Ingram - T
 Steve Ingram - T

DEFENSIVE BACK

Ed Fullerton - HB
 Dick Nolan - HB
 Joe Horning - HB
 Lynn Beightol - QB
 Bob Rusevlyan - QB
 Bob Layman - HB
 Jim Joyce - FB
 Dwayne Fletcher - HB
 Jim Davidson - HB
 Tom Brown - HB
 Joe Hrezo - LB
 Ernie Anzzi - HB
 Bob Sullivan - HB
 Fred Cooper - HB
 Lou Stuckel - HB
 Bob Colbert - HB
 Kenny Dutton - HB
 Tony Greene - 5
 Tony Greene - 5
 Larry Marshall - HB
 Bob Smith - 5
 Harry Walters - LB
 Harry Walters - LB
 Kevin Benson - LB
 Brad Carr - LB

Brad Carr - LB

Neal Olkewicz - LB

Brian Matera - LB
 Lloyd Burruss - HB
 Darnell Dailey - LB
 Bill McFadden - HB

Clarence Baldwin - HB
 Al Covington - 5
 Al Covington - 5
 Keeta Covington - CB
 Chaad Sydnor - CB
 Chad Sydnor - CB
 Warren Powers - DT
 Eddie Tomlin - LB
 Glenn Page - LB
 Mike Jarmolowich - LB
 Scott Rosen - S
 Orlando Strozier - CB
 Andreall Johnson - CB

DEFENSIVE LINEMAN

John Alderman - E
 Bob Morgan - T
 Tom McLuckie - G
 Mike Sandusky - T
 Mike Sandusky - T
 Rod Breedlove - G
 Ben Scott - E
 Rod Breedlove - G
 Tom Sankovich - T
 Dave Crossan - T
 Walter Rock - G
 Joe Ferrante - G
 Olaf Drozdov - T
 Larry Bagranoff - T
 Jim Lavrusky - LB
 Mike Grace - G
 Henry Gareis - E
 Peter Mattia - T
 Guy Roberts - E
 Chris Cowdrey - E
 Paul Vellano - G
 Randy White - T
 Randy White - T
 Paul Divito - G
 Joe Campbell - T

Ted Klaube - G

Charles Johnson - T
 Bruce Palmer - G
 James Shaffer - E
 Ed Gall - T
 Greg Vanderhout - G
 Mark Duda - T

Pete Koch - T
 Bruce Mesner - G
 Bruce Mesner - G
 Ted Chapman - T
 Bob Arnold - G

Rick Fleece - G
 Larry Webster - DT
 Darren Drozdov - DT
 Jaime Flores - DE
 Jamie Bragg - DT

Dr. John E. Faber, Jr. Award

1992 John Kaleo, Quarterback
 1993 Scott Milanovich, Quarterback
 1994 Jamie Bragg, Center/Def. Tackle

Outstanding Specialist

1988 Ricky Johnson - TB
 1989 Ricky Johnson - T
 1990 Scott Zolak - QB
 1991 Troy Jackson - RB
 1992 John Kaleo - QB
 1993 Jermaine Lewis - WR

Top Special Teams Performer

1988 Mark Agent - C
 1989 Mike Kiselak - G
 1990 Clarence Jones - T
 1991 Mitch Suplee - C
 1992 Stephen Ingram - T
 1993 Stephen Ingram - T

Hammer Award

1988 Chad Sydnor - CB
 1989 Eddie Tomlin - S
 1990 Glenn Page - LB
 1991 Mike Jarmolowich - LB
 1992 Scott Rosen - S
 1993 Orlando Strozier - CB

Hit of the Year

1988 Warren Powers - DT
 1989 Larry Webster - DT
 1990 Rick Fleece - G
 1991 Larry Webster - DT
 1992 Darren Drozdov - DT
 1993 Jaime Flores - DE



Better captains than Rick Fleece and Scott Zolak would be difficult to find. They led the Terps to the Independence Bowl.

Consensus All-Americans

1951	Bob Ward	Guard	5-10	185	Elizabeth, N.J.
1952	Dick Modzelewski	Tackle	6-0	235	West Natrona, Pa.
1952	Jack Scarbath	Back	6-1	190	Baltimore, Md.
1953	Stan Jones	Tackle	6-0	235	Lemoyne, Pa.
1955	Bob Pellegrini	Center	6-2	225	Yatesboro, Pa.
1961	Gary Collins	End	6-2	205	Williamstown, Pa.
1974	Randy White	Def. Line	6-4	238	Wilmington, Del.
1976	Joe Campbell	Def. Tackle	6-6	255	Wilmington, Del.
1979	Dale Castro	Kicker	6-1	170	Shady Side, Md.
1985	J.D. Maarleveld	Off. Tackle	6-5	300	Rutherford, N.J.

First Team Academic All-America

1953—Bernie Faloney	Back	6-0	180	East Carnegie, Pa.
1954—George Palahunik	Guard	6-1	200	McKees Rock, Pa.
1956—Mike Sandusky	Tackle	5-11	235	Manville, N.J.
1975—Kim Hoover	Off. End	6-1	180	Cuyahoga Falls, O.
1978—Joe Muffler	Def. End	6-0	195	Philadelphia, Pa.

NCAA Postgraduate Scholarship Winners

1978—Jonathan Claiborne	Def. Back	5-10	160	Hyattsville, Md.
-------------------------	-----------	------	-----	------------------



Mike Sandusky, Ed Vereb, Bob Pellegini and Bill Walker all earned 1955 All-America mention.

Associated Press

First Team

1950	Bob Ward	G
1951	Bob Ward	G
1952	Jack Scarbath	QB
1952	Dick Modzelewski	T
1953	Stan Jones	T
1955	Bob Pellegrini	C
1973	Randy White	DT
1974	Randy White	DT

Second Team

1923	Bill Supplee	E
1928	Gerald Snyder	FB
1949	Ray Krouse	T
1951	Dick Modzelewski	T
	Ed Modzelewski	FB
1953	Bernie Faloney	QB
1954	Bill Walker	E
1961	Gary Collins	E
1976	Joe Campbell	DT
1984	Eric Wilson	LB

The Sporting News

First Team

1951	Bob Ward	G
1952	Jack Scarbath	QB
1952	Dick Modzelewski	T
1953	Stan Jones	T
1953	Bernie Faloney	QB
1955	Ron Pellegrini	C
1955	Mike Sandusky	T
1974	Randy White	DT
1974	Steve Mike-Mayer	PK
1976	Joe Campbell	DT
1979	Dale Castro	PK
1984	Kevin Glover	C
1985	J.D. Maarleveld	OT

Second Team

1983	Boomer Esiason	QB
1983	Ron Solt	OG

American Football Coaches Association

First Team

1961	Gary Collins	E
1973	Paul Vellano	DG
1974	Randy White	DT
1976	Joe Campbell	DT
1985	J.D. Maarleveld	OT

TERPINNACLE, ALL-AMERICA

Football Writers Association

First Team		
1961	Gary Collins	E
1974	Randy White	DT
1976	Joe Campbell	DT
1979	Dale Castro	PK

Football News

First Team		
1984	Eric Wilson	LB
Second Team		
1994	Stephen Ingram	OT

United Press International

First Team		
1951	Bob Ward	G
1952	Jack Scarbath	OB
1952	Dick Modzelewski	T
1953	Stan Jones	T
1955	Bob Pellegrini	C
1961	Gary Collins	E
1974	Randy White	DT
1979	Dale Castro	PK
1985	J.D. Maarleveld	OT

Second Team		
1950	Bob Ward	G
1951	Ed Modzelewski	FB
1953	Bernie Faloney	OB
1955	Mike Sandusky	T
1955	Bill Walker	E
1973	Paul Vellano	OG
1976	Joe Campbell	DT

International News Service

First Team		
1951	Bob Ward	G
1952	Jack Scarbath	OB
1952	Dick Modzelewski	T
1953	Stan Jones	T
1953	Bernie Faloney	OB
1955	Bob Pellegrini	C

Second Team		
1953	Chet Hanulak	HB
1955	Ed Vereb	HB



Kevin Glover's All-America College Park career was followed by a decade as center for the Detroit Lions.



Dave Pacella, master blocker, the last Terp to win the Jacobs Award.

Honorable Mention

AP and UPI

- 1931: Jess Kracovic, G; Ray Poppelman, OB.
 1934: Norwood Sothoron, FB; Vic Willis, E; Bill Guckeyson, HB; Ed Minion, T.
 1935: Bill Guckeyson, HB; Vic Willis, E.
 1936: Bill Guckeyson, HB
 1937: Jim Meade, HB
 1940: Bob Smith, C; Ralph Albarano, T.
 1942: Tommy Mont, OB; Paul Flick, C.
 1947: Lu Gambino, HB; Gene Kinney, C
 1948: Ray Krouse, T; Elmer Wingate, E.
 1950: Ed Modzelewski, FB
 1951: Jack Scarbath, OB; Tom Cosgrove, C; Dave Cianelli, FB; Joe Petruzzo, HB.
 1952: Stan Jones, T
 1953: Chet Hanulak, HB; Ralph Felton, FB; Bill Walker, E; John Irvine, C; Bob Morgan, T
 1954: Dick Bielski, FB; Ronnie Waller, HB; Jack Bowersox, G; John Irvine, C; Bill Walker, E; Bob Pellegrini, G; George Palahunik, G.
 1955: Mike Sandusky, T; Jack Davis, G; Frank Tamburello, OB; Ed Heuring, T.
 1956: Mike Sandusky, T; Jack Davis, G; Gene Alderton, C
 1957: Rod Breedlove, G; Ed Cooke, E; Gene Alderton, C
 1958: Rod Breedlove, G; Fred Cole, T; Ben Scotti, E.
 1959: Rod Breedlove, G; Jim Joce, FB; Gary Collins, E; Tom Gunderman, G; Kurt Schwarz, T.
 1960: Gary Collins, E; Dale Betty, OB.
 1961: Bob Hacker, C
 1962: Dick Shner, OB; Walter Rock, G; Roger Shoals, T; Tom Brown, HB.
 1965: Bob Sullivan, DB
 1969: Ralph Sonntag, OT
 1970: Guy Roberts, DE
 1972: Paul Vellano, DB; Bob Smith, DB.
 1973: Randy White, DT; Louis Carter, HB; Bob Smith, DB
 1974: Louis Carter, HB; Steve Mike-Masyer, K; Stan Rogers, OT; Bob Smith, DB; Harry Walters, LB; Walter White, TE.
 1975: LeRoy Hughes, DE; Jim Brechbiel, DB; Kevin Benson, LB; Paul Divito, DG.
 1976: Brad Carr, LB; Ed Fulton, OG; Mark Manges, OB; Ken Roy, DB; Tom Schuck, OT; Larry Seder, DG.
 1977: Ted Klaube, DG
 1978: Steve Atkins, TB; Charles Johnson, DT; Bruce Palmer, DG; Lloyd Burruss, DB.
 1979: Charhe Wysocki, TB; Larry Stewart, OT.
 1980: Charlie Wysocki, TB; Lloyd Burruss, DB; Marlin Van Horn, DG.
 1982: Jess Atkinson, PK; Mark Duda, OT; Boomer Esiason, OB; Dave Pacella, OT; John Tice, TE.
 1983: Jess Atkinson, PK; Clarence Baldwin, DB; Boomer Esiason, OB; Pete Koch, DT; Ron Solt, OG; Eric Wilson, LB.
 1984: Rick Badanjek, RB; Al Covington, DB; Ferrell Edmunds, TE; Chuck Faucette, LB; Kevin Glover, C; Greg Hill, WR; Len Lynch, OG; Bruce Mesner, DG
 1985: Rick Badanjek, FB; Al Covington, DB; Keeta Covington, DB; Ferrell Edmunds, TE; Chuck Faucette, LB; Len Lynch, OG; J.D. Maarleveld, OT; Bruce Mesner, DG.
 1986: Chuck Faucette, LB; Bruce Mesner, DG; Keeta Covington, DB; Ferrell Edmunds, TE.
 1987: Ferrell Edmunds, TE; Kevin Walker, LB.
 1988: Matt D'Amico, LB; Ben Jefferson, OT; Dan Plock, K; Warren Powers, DT; Scott Saylor, LB.

AP

- 1989: Larry Webster, DT
 1990: Barry Johnson, SE
 1992: Marcus Badgett, SE
 1993: Scott Milanovich, P
 1994: Stephen Ingram, OT

1994 All-America Stephen Ingram

Left Tackle 6-5 300

Seat Pleasant, Md. Criminal Justice Major

1994: *Football News* Second Team All-America...First Maryland All-America in nine years...All-Atlantic Coast Conference first team...Played in the Blue-Gray game...Active member of Team Maryland, the outreach community program at Maryland...Pre-season All-America in *Playboy*...Nominated for Hitachi /CFA Scholar/Athlete team..... Began year at **Duke 9/3** by grading out to 95.2% (60 of 63 plays received top grade)...Dominated **FSU 9/10** defender in grading out at 94%...Strongest game of year for Ingram...Solid at **West Virginia 9/20** with another dominating performance (83% grading)...Approached Duke effectiveness with a 95% grade vs. **Wake Forest 9/24**...Followed with a 91% grading against **Clemson 10/1**...Had big blocking day at **North Carolina 10/15** in grading at 80%...Graded at 93% vs. **Georgia Tech 10/22**...Led charge that produced another outstanding offensive effort vs. **Tulane 10/29**—graded at 95%...Recorded career high six pancake blocks vs. N.C. State 11/5 and graded out at 91%...Graded at 94% vs. **Virginia 11/12**...Closed career with outstanding game vs. **Syracuse 11/18**

Duke	7 cut blocks	0 pancake blocks	3 knockdown blocks	
Fla.St	1 cut block	1 pancake block	2 knockdown blocks	1 TD block
W.Va	1 cut block	1 pancake block	1 knockdown block	
WF	1 cut block	1 pancake block	1 knockdown block	
Clm	1 cut block	0 pancake block	1 knockdown block	
UNC	10 cut blocks	3 pancake blocks	0 knockdown block	
GT	3 cut blocks	1 pancake block	1 knockdown block	1 pin
Tul	2 cut blocks	1 pancake block	3 knockdown blocks	
NCS	2 cut blocks	6 pancake blocks	4 knockdown blocks	
Va	0 cut blocks	0 pancake blocks	0 knockdown blocks	
Syr	3 cut blocks	1 pancake block	2 knockdown blocks	
Totals	31 cut blocks	15 pancake blocks	18 knockdown blocks	1 TD block

1993: Third team All-ACC...Led Maryland in cut blocks, pancake blocks, TD blocks...Had the fewest minus plays of any offensive lineman...Offensive Player of the Week as selected by coaches for **Virginia 9/4**...Offensive Player of the Week in victory vs. **Duke 10/16**...Played every down until contusion in left arm limited him in second half at **Clemson 10/30**...Returned full tilt against **Florida State 11/30**.

Va	11 cut blocks	0 pancake block	0 knockdown blocks	2 TD blocks
UNC	7 cut blocks	0 pancake block	0 knockdown blocks	
W Va	7 cut blocks	4 pancake blocks	1 knockdown block	
Va.T	3 cut blocks	2 pancake block	0 knockdown block	
PSU	4 cut blocks	0 pancake block	0 knockdown block	
GT	4 cut blocks	1 pancake block	4 knockdown blocks	
Duke	3 cut blocks	1 pancake block	2 knockdown blocks	2 TD blocks
Clm	4 cut blocks	2 pancake blocks	0 knockdown blocks	
Fla.St	6 cut blocks	0 pancake block	2 knockdown blocks	1 TD block
NCS	2 cut blocks	2 pancake blocks	2 knockdown blocks	3 TD blocks
WF	1 cut block	1 pancake block	3 knockdown blocks	
Totals	52 cut blocks	13 pancake blocks	14 knockdown blocks	8 TD blocks

1992: Started at Virginia after sitting out exactly one year following leg injury incurred against the 'Hoos in '91 opener...Four graded blocks at **Virginia 9/5**, seven against **N.C. State 9/12**, four at **West Virginia 9/19**...Named Co-Offensive Player of the Week...Named Co-Offensive Player of the Week for his **Pittsburgh 10/3** game...Had TD block...Big game vs. **Tech 10/10** with three graded blocks; had two vs. **Wake 10/17** and two vs. **Duke 10/24**...Offensive Player of the Week as he smashed all marks with 16 graded blocks vs. **UNC 10/31**...Led team in graded blocks with 43 on season.



1991: Suffered a spiral fracture of the right fibula and a sprain of his right ankle in the season opener at Virginia...Missed the remainder of the season.

1990: Played four offensive line positions as redshirt frosh—both guards positions and both tackle positions...Moved to offensive line in pre-season camp when defensive line numbers allowed move to thin offense.



The only time two Consensus All-America selections played for Maryland was in 1952 when Dick Modzelewski and Jack Scarbath played for Jim Tatum.

Stan Jones *National Football League Hall of Fame*

Stan Jones was the starting right tackle on the Terps defense that allowed on 31 points during 10 regular season games in 1953. With Jones leading the way, Maryland recorded six shutouts, and allowed only one team, Georgia, to score more than six points. He earned All-American honors that season and was chosen the "Outstanding College Lineman of 1953" by the College Football Coaching Board.

Following his All-American career as a Terp, he served 13 years in the National Football League. He played for the Chicago Bears for 12 seasons and finished his career as a Washington Redskin.

"I was very prepared for the NFL when I left Maryland," Jones said. "From my coaches who taught me football to my professors who taught me astronomy physiology and weight training, I received a great education. I couldn't have picked a better place to go - they picked me and there was not a better place to be."

He was inducted into the National Football League Hall of Fame on July 27, 1991.

Dick Modzelewski *National Football Foundation College Hall of Fame*

Through three All-American years at Maryland, and 14 all-pro years in the National Football League, Dick Modzelewski was always Little Mo. At 6-0, 235 pounds during his playing days at Maryland he was one of the bigger collegiate linemen during the early 1950s. He was the second Mo at Maryland, so he had to be "Little" to his older brother Ed, "Big Mo."

Dick Modzelewski played three years as a defensive back for the Terps, on the great teams which were 24-4-1. He would become Maryland's first winner of the a major national honor when he earned the Outland trophy as the nation's top lineman in 1952.

Through his career at Maryland, the Terps fashioned a 22-game unbeaten streak. The "Little Mo" led defense allowed only 147 points, with only four teams

scoring better than one touchdown and six being shutout. In his three seasons, the Terps were beaten only four times.

At the end of his senior season, Modzelewski was named to every All-American team and was awarded the Outland Trophy. He was a second round draft choice of the Washington Redskins; his teammate quarterback Jack Scarbath had been the Redskins' first choice. Since then, he spent his life in the National Football League, splitting 14 seasons with the Redskins, Pittsburgh Steelers, becoming an All-Pro with the New York Giants and Cleveland Browns and playing on NFL championship teams with the Giants (1956) and Browns (1964). After his retirement as a player, he became a defensive line coach, helping the 1982 Cincinnati Bengals in to the Super Bowl.

He was inducted into the National Football Foundation College Hall of Fame in 1993.

Jack Scarbath *National Football Foundation College Hall of Fame*

Jack Scarbath is an integral part of Maryland football history. In his first start, the All-American quarterback scored the first touchdown in the new Byrd Stadium, a 21-yard run, in the first game of the 1950 season.

Scarbath was the quarterback for Head Coach Jim Tatum's new Split T offense for three seasons (1950-1952). Scarbath led the Terps to a 24-4-1 record including a perfect 10-0 record and Sugar Bowl victory in 1951. In that time, he rewrote the Terrapin record books. Scarbath completed 125 of 260 passes for 2,287 yards, an average of 18.3 yards per completed pass.

Following his senior season, Scarbath finished as the runner-up to Oklahoma's Billy Vessels in the voting for the Heisman Trophy, was a first team All-American quarterback and a first-round draft choice of the Washington Redskins.

He was inducted into the National Football Foundation College Hall of Fame in 1983.

Jim Tatum *National Football Foundation College Hall of Fame*

In a brief time as a college football head coach, one season at North Carolina (1942, 5-2-2), one at Oklahoma (1946, 8-3, Gator Bowl victory over North Carolina State), nine years at Maryland (1947-55, 73-15-4, 1953 national championship, 2-2-1 in bowl games), Jim Tatum had become a coaching legend.

Tatum's teams from 1950-1955 were 51-8-2, with a perfect 10-0 record and a Sugar Bowl victory in 1953 and 10-0 regular season records in 1953 and 1955 before both teams were upset by Oklahoma in the Orange Bowl. The 1953 team was declared the college national champions.

Maryland enjoyed enormous success and have yet to regain the national heights of Jim Tatum's teams of the early 1950s. Tatum left Maryland to return to his alma mater, North Carolina, in 1956.

He was inducted into the National Football Foundation College Hall of Fame in 1984.

Bob Ward *National Football Foundation College Hall of Fame*

Bob Ward weighed all of 165 pounds throughout his four-year playing career at Maryland, and even in the early 1950s, that was no size for a lineman. Especially a lineman who was a first team All-American middle guard as a junior in 1950, and a first team offensive guard as a senior in 1951.

The forte of the Maryland teams in the early 1950s was consistency, a winning consistency. Head Coach Bob Ward's four teams were a combined 32-7-1, won two bowl games (1949 Gator over Missouri, 1951 Sugar over Tennessee to complete a perfect 10-0 season). Bob Ward was the heart and soul of those teams.

The awards and honors Ward earned as a Maryland player belie physical stature, but speak volumes about the man. He was the MVP of the 1949 Gator Bowl. Maryland's first bowl victory. He is the only player ever to earn All-American

honors as both an offensive and defensive position player. He earned Southern Conference Player of the Year Honors as a senior and was chosen Lineman of the Year by the Washington Touchdown Club and the Philadelphia Sportswriters Association 1951.

Ward was inducted into the National Football Foundation College Football Hall of Fame in 1980.

Randy White *National Football Foundation College Hall of Fame*

National Football League Hall of Fame **Lombardi and Outland Trophy Winners**

Randy White changed the look of football defensive lines. At Maryland and later in an All-Pro national Football League career with the Dallas Cowboys, he was regarded as the quickest defensive lineman to play the game. He could be in an opponent's backfield before a quarterback could make a hand-off.

In 1974, White cleaned up the college football awards plate. He was honored with the Outland and Lombardi trophies as the top collegiate lineman, the Atlantic Coast Conference Player of the Year, was a unanimous first team All-American choice, named the Delaware (his home state) Athlete of the Year, and named the Amateur Athlete of the Year by the Philadelphia Sportswriter's Association.

He was the first round draft choice of the Cowboys, the second player selected in the entire draft. White was an All-Pro throughout his career and shared Super Bowl MVP honors with Cowboy teammate Harvey Martin when Dallas defeated Denver in Super Bowl XII.

No one else will wear "94" at Maryland, Randy White's number has been retired.

He was inducted in the National Football Foundation College Hall of Fame and the National Football League Hall of Fame in 1994.

The Maryland Athletic Hall of Fame was founded in 1982 by the M Club Foundation as a joint project with the Department of Intercollegiate Athletics. The first committee was organized by then Athletic Director Dick Dull and consisted of a committee which was a Hall of Fame itself. On it were Jack Faber (Class of 1926), Tom Fields (Class of 1942), Al Heagy (Class of 1930), Jim Kehoe (Class of 1940) and Jack Scarbath (Class of 1952). Arthur L. Kramer (Class of 1942), a letterwinner in tennis, was particularly important in the founding of the Hall of Fame.

The 1994-1995 committee consisted of Athletic Director Deborah Yow, Bill Campbell, Frank Cronin, Ellie Fields, Jack Flynn, William (Spider) Fry, John Gilmore, James Kehoe, William (Sully) Krouse, Doyle P. Royal and Jack Scarbath.


The Hall of Fame

1982 Inductees

- *Louis W. Berger '32, football, basketball, baseball
- *Joseph C. Burger '25, football, basketball, lacrosse
- *Harry C. Byrd '08, football, track and field, baseball, coach
- Arthur E. Cook, rifle (Olympic Champion)
- *Geary F. Eppley '21, football, track and field, coach
- *John W. Guckeyson '36, football, basketball, track and field, baseball
- Charles E. Keller '37, basketball, baseball
- *Frederick C. Linkous '28, football, basketball, lacrosse
- *Charles L. Mackert '21, football, coach
- *James G. Meade '39, football, lacrosse
- *Julius J. Radice '30, football, basketball, baseball
- *H. Burton Shipley '14, football, basketball, baseball, coach
- *William C. Supplee '26, football, basketball, track and field

1983 Inductees

- *George V. Chalmers '32, football, basketball, baseball
- *William W. Evans '30, football, basketball, lacrosse
- *John E. Faber, Jr. '26, basketball, lacrosse, coach
- Norwood S. Sothoron '35, football, basketball, baseball, lacrosse



Earl Widmyer and Randy White, a world apart in their competitive eras, share being among the best Terrapins ever.

1984 Inductees

- *Caleb "Zeke" Bailey '22, football, baseball
- *Brooke "Untz" Brewer '22, football, track and field
- John F. Christhilf '36, lacrosse
- William W. Cobey '30, Director of Athletics
- *Joseph H. Deckman '31, lacrosse, football
- *Charles F. Ellinger '37, football, lacrosse
- *Albert B. Heagy '30, football, basketball, lacrosse, coach
- Frederick M. Hewitt '39, football, lacrosse
- John F. Kelly '37, lacrosse
- *Ivan M. Marty '24, lacrosse
- *William G. "Country" Morris '13, football, baseball
- John C. Norris '32, football, basketball, lacrosse
- *Edwin E. Powell '13, lacrosse
- *Gordon S. Pugh '32, lacrosse
- Jack C. Scarbath '52, football, lacrosse
- *Gerald "Snitz" Snyder '29, football, lacrosse
- *James M. Tatum, football coach
- Reginald Van Trump Truitt '14, lacrosse, coach
- Robert Ward '52, football, coach
- Albert W. Woods '33, football, coach

1985 Inductees

- Frank H. Cronin '39, track and field, boxing, coach
- John F. "Tony" Hough '25, football, lacrosse
- *Thomas J. McQuade '24, football, lacrosse
- Pershing L. Mondorff '41, football,

- basketball, baseball, soccer
- *Kenneth T. Knode '16, football, baseball
- *Harry Edwin Semler '22, football, baseball

1986 Inductees

- Benny Alperstein '39, boxing
- Francis A. "Bucky" Buscher '34, football, basketball, baseball
- James R. Kappler '57, lacrosse
- James H. Kehoe, Jr. '40, track and field, cross country, coach, athletic director
- *Jesse J. Krajovic '31, football, track and field
- John W. Zane '60, sports information director, assistant athletic director

1987 Inductees

- Thomas M. Fields '42, track and field, cross country
- William E. Krouse '41, football, wrestling, coach
- Thomas A. Mont '47, football, basketball, lacrosse, coach
- *George W. Knepley '39, basketball, baseball
- *Howard V. Keene '21, baseball
- Charles E. Wicker '56, lacrosse, soccer 1988 Inductees
- Clayton A. Beardmore '62, lacrosse, coach
- Bernard J. Faloney '53, football, baseball
- John D. Gilmore, Jr. '43, football, basketball, track and field, boxing
- Herman A. Millikan, basketball coach
- Raymond J. Poppelman '33,

- football, lacrosse
- Doyle P. Royal '43, tennis, soccer, coach
- *Victor G. Willis '37, football, basketball, baseball 1989 Inductees
- William R. Campbell '56, swimming and diving coach
- W. Ernest Fischer '54, wrestling
- James H. Keating, Jr., '57, lacrosse
- Edward Ronkin '32, basketball, lacrosse
- John W. Simmons, Jr. '56, lacrosse

1990 Inductees

- Hotsy Alperstein '42, boxing
- Ernest J. Betz '58, lacrosse
- Charles A. May '31, basketball, football, lacrosse
- Edward M. Minion '38, football, lacrosse
- Milton M. Mulitz '40, basketball, lacrosse
- *Myron B. Stevens '27, baseball, basketball, football

1991 Inductees

- Jack Flynn '46, basketball, baseball
- Stan Jones '53, football
- Alan Lowe '67, lacrosse
- Richard Moran '60, lacrosse
- Edward Rieder '49, boxing, soccer
- Gene Shue '54, basketball
- *Robert Smith '41, football, baseball

1992 Inductees

- James H. Belt '51, soccer
- G. Irene Knox '34, rifle
- Raymond Krouse '50, football
- Richard Modzelewski '53, football
- Dr. Vincent Palumbo '55, boxing

1993 - No Inductees

1994 Inductees

- Chet Hanulak '54, football
- William Hubbell '52, lacrosse
- *Robert C. James '47, football, track and field, basketball
- Mike Sandusky '57, football
- *Alfred J. "Duke" Wyre 1947-67, Head Trainer
- Chet Hanulak '54, football, baseball
- Jerry Sandusky '57, football, wrestling

1995 Inductees

- Tom Brown '62, football, baseball
- Tom McMillen '74, basketball
- Dr. Suzanne Tyler '74, lacrosse, field hockey and lacrosse coach, administrator
- Frank Urso '76, lacrosse
- Randy White '74, football
- Earl Widmyer '35, track and field, football

*Deceased

TERPIPELINE

Azizuddin Abdur-Ra'ooof	WR	Kansas City (1988-89)
Dick Absher	LB-K	Washington (1967), Atlanta (1967-68), New Orleans (1969-71), Philadelphia (1972)
John Alderton	DE	Pittsburgh (1953)
Steve Adkins	RB	Green Bay (1979-81)
O'Brien Alston	LB	Indianapolis Colts (1988-89)
Jess Atkinson	K	NY Giants (1985), St. Louis (1985), Washington (1986-87)
Bob Avellini	QB	Chicago Bears (1975-84), NY Jets (1984)
Rick Badanjek	FB	Washington (1986)
Dick Bielski	FB-TE-K	Philadelphia (1955-59), Dallas (1960-61), Baltimore (1962-63), Dallas (1987)
Alvin Blount	RB	Washington (1960-64), Pittsburgh (1965-67)
Rod Breedlove	LB	Washington (1960-64), Pittsburgh (1965-67)
Brooke Brewer	HB	Cleveland (1921), Akron (1922)
Donald Brown	DB	Miami (1986), San Diego (1986)
JB Brown	DB	Miami (1989-94)
Tom Brown	S	Green Bay (1964-68), Washington (1969)
Lloyd Burruss	S	Kansas City (1981-91)
Harry Butsko	LB	Washington (1963)
Joe Campbell	DE	New Orleans (1977-78), Oakland (1979-81)
Louis Carter	RB	Oakland (1975), Tampa Bay (1976-78)
Ted Chapman	DL	L.A. Raiders (1987)
Tom Chichowski	T	Denver (1967-68)
Fred Cole	G	LA Chargers (1960)
Gary Collins	FL-P	Cleveland (1962-71)
Lloyd Colteryahn	E	Baltimore (1954-56)
George Colton	G	New England (1987)



Boomer Esiason still runs well enough to get away from the Clemson's or Miami's of the world.



Frank Wycheck's hands may be the best ever here. He now plays for the Redskins.

Ed Cooke	DE	Chicago Bears (1958), Philadelphia (1958), Baltimore (1959), NY Titans (1960-62), NY Jets (1963), Denver (1964-65), Miami (1966-67)
Jim Corcoran	QB	Boston (1968)
Dave Crossan	C	Washington (1965-69)
Dave D'Addio	RB	Detroit (1984)
Matt D'Amico	LB	Cincinnati (1989)
Jack Davis	G	Boston (1960)
Mark Duda	DT	St. Louis (1983-85)
Ferrell Edmunds	TE	Miami (1988-92)
Boomer Esiason	QB	Cincinnati (1984-92), NY Jets (1993-)
Chuck Faucette	LB	San Diego (1987-88)
Ralph Felton	LB	Washington (1954-60), Buffalo (1961-62)
Andy Fletcher	FB	Buffalo (1920)
Ed Fullerton	DB	Pittsburgh (1953)
Ed Fulton	G	LA Rams (1978), Buffalo (1979)
Lu Gambino	HB	Baltimore (1948-49)
Stan Gelbaugh	QB	Buffalo (1986-89), Seattle (1991-)
O'Neil Glenn	OT	New England Patriots (1991)
Kevin Glover	C	Detroit (1985-)
Tony Greene	CB	Buffalo (1971-79)
Chet Hanulak	HB	Cleveland (1954, 1957)
Don Healy	T	Chicago (1958-59), Dallas (1960-61), Buffalo (1962)
Bo Hickey	RB	Denver (1967)
Ben Jefferson	OT	Indianapolis (1989)
Rick Jennings	WR	Oakland (1976-77), Tampa Bay (1977), San Francisco (1977)
Barry Johnson	WR	Denver Broncos (1991-92)
Charles Johnson	NT	Green Bay (1979-80, 1983)
Vernon Joines	WR	Cleveland (1989), Denver (1991)
Clarence Jones	OT	NY Giants (1991-93)
Stan Jones	G-T-DT	Chicago Bears (1954-65), Washington (1966)
Vince Kinney	WR	Denver (1978-79)
Bill Kirchiro	G	Baltimore (1962)
Pete Koch	DE	Cincinnati (1984), Kansas City (1985-88), L.A. Raiders (1989-90)
Ray Krouse	DT	NY Giants (1951-55), Detroit (1956-57), Baltimore (1958-59), Washington (1960)



Roger Shoals's long and steady career included blocking for the best back ever, Jim Brown.

Pete Ladygo	G	Pittsburgh (1952, 1954)
John Lookabaugh	E	Washington (1946-47)
J.D. Maarleveld	T	Tampa Bay (1986-87)
Mark Manges	QB	St. Louis (1978)
Larry Marshall	KR-DB	Kansas City (1972-73), Minnesota (1974), Philadelphia (1974-77), LA Rams (1978)
Jim Meade	FB	Washington (1939-40)
Bruce Mesner	DT	Buffalo (1987-88)
Steve Mike-Mayer	K	San Francisco (1975-76), Detroit (1977), New Orleans (1978), Baltimore (1979-80)
James Milling	WR	Atlanta (1988-91), NY Giants (1991-92)
Charlie Mills	FB	Buffalo (1920)
Stan Mills	HB-E	Akron (1924)
Dick Modzelewski	DT	Washington (1953-54), Pittsburgh (1955), NY Giants (1956-63), Cleveland (1964-66)
Ed Modzelewski	FB	Pittsburgh (1952), Cleveland (1955-56)
Tommy Mont	QB	Washington (1947-49)
Bob Morgan	T	Chicago Cardinals (1954), Washington (1954)
Joe Moss	T	Washington (1952)
Chip Myrtle	LB	Denver (1967-72), San Diego (1974)
Ed Nickla	G	Chicago (1959)
Dick Nolan	DB	NY Giants (1954-57; 1959-61), Chicago Cardinals (1958), Dallas (1962)
Jack Norris	E	Staten Island (1932)
Neil O'Donnell	QB	Pittsburgh (1990)
Neal Olkewicz	LB	Washington (1979-89)
Dave Pacella	G-C	Philadelphia (1984)
Al Pastrana	QB	Denver (1969-70)
Bob Pellegrini	LB	Philadelphia (1956; 1958-61), Washington (1962-65)
Phil Perlo	LB	Houston (1960)
Dan Plocki	K	Cleveland (1989)
Warren Powers	DE	Denver (1989)
Rob Raba	TE	NY Jets (1977-79), Baltimore

Don Ratliff	DE	(1980), Washington (1981)
Frank Reich	QB	Philadelphia (1975)
Guy Roberts	LB	Buffalo (1985-94), Charlotte (1995)
Walter Rock	T	Houston (1972-75), Atlanta (1976), Miami (1977)
Stan Rogers	T	San Francisco (1963-67), Washington (1968-73)
Mike Sandusky	T-G	Denver (1975)
Jack Scarbath	QB	Pittsburgh (1957-65)
Ken Schroy	S	Washington (1953-54), Pittsburgh (1956)
John Schultz	WR	NY Jets (1977-84)
Ben Scotti	DB	Denver (1976-78)
Dick Shiner	QB	Washington (1959-61), Philadelphia (1962-63), San Francisco (1964)
Roger Shoals	T	Washington (1964-66), Cleveland (1967), Pittsburgh (1968-69), NY Giants (1970), Atlanta (1971, 1973), New England (1973-74)
Eric Sievers	TE	Cleveland (1963-64), Detroit (1965-70), Denver (1971)
Irvin Smith	DB	San Diego (1981-88), New England (1989-90)
Jerry Snyder	HB	N Y Jets (1989-90)
Ron Solt	G	NY Giants (1929), Staten Island (1930)
Chad Sydnor	DB	Indianapolis (1984-88), Philadelphia (1988-92), Miami (1993-)
John Tice	TE	Chicago (1989)
Mike Tice	TE	New Orleans (1983-91), Minnesota (1991-)
Steve Trimble	DB	Seattle (1981-88), Washington (1989-90)
Billy Van Heusen	SE-P	Denver (1981-83)
Ed Vereb	HB	Denver (1968-76)
Kevin Walker	LB	Washington (1960)
Ron Waller	HB-KR	Cincinnati (1988-92)
Larry Webster	DT	LA Rams (1955-58), LA Chargers (1960)
Randy White	DT-LB	Miami Dolphins (1990-)
Walter White	TE	Dallas (1975-88)
Eric Wilson	LB	Kansas City (1975-79)
Tim Wilson	RB-TE	Buffalo (1985-86)
Elmer Wingate	DE	Houston (1977-82), New Orleans (1983-84)
John Wright	FB	Baltimore (1953)
Kervin Wyatt	LB	Baltimore (1947)
Frank Wycheck	HB	NY Giants (1980)
Scott Zolak	QB	Washington Redskins (1993-)
		New England Patriots (1991-)



Warren Powers pointed west and ended up in Denver.

TERPAGEANT, GATOR BOWL IN 1948, 1950

GATOR BOWL — JACKSONVILLE, FL - 1/1/48



Halfback Lu Gambino, who was inducted into the Gator Bowl Hall of Fame in 1992, ran for 165 yards on 22 carries as Maryland played in its first-ever bowl game.

Maryland	0	7	13	0	=	20
Georgia	0	0	7	13	=	20

M — Gambino 35 run (McHugh kick); G - Rausch 1 run (Gen kick); M — Gambino 1 run (kick failed); M — Gambino 24 pass from Baroni (McHugh kick); G — Geri 4 run (kick failed); G — Donaldson 9 pass from Rauch (Gen kick).

TEAM STATISTICS

	Maryland	Georgia
First Downs	16	19
Yards Rushing	247	219
Yards Passing	127	187
Total Yards	374	406
Passing	7-14-1	12-20-1
Punts-Average	5-44.2	4-40.0
Fumbles-Lost	0-0	2-1
Penalties-Yards	5-66	4-80

INDIVIDUAL STATISTICS

RUSHING:

Maryland — Gambino 23 for 165 yds.; Idiak 2 for 32 yds.; Bronk 5 for 23 yds.; Laruel 4 for 24 yds.

Georgia — Donaldson 10 for 69 yds.; Gen 7 for 56 yds.; Henderson 8 for 48 yds.; Reid 7 for 46 yds.

The first capacity crowd in Gator Bowl history — attendance was 16,666 that day — witnessed one of the greatest games in the stoned history of the bowl. A young Maryland team, underdog to an experienced Georgia squad, got up by 13 points in the fourth quarter and eventually settled for the 20-all tie. Lou Gambino was a one-man wrecking crew for the Terrapins, scoring the only touchdown of the first half on a 35-yard run. In the second half, after a Georgia score, Gambino scored on a 1-yard run and on a 24-yard pass from John Baroni. A series of special teams miscues — namely a short kickoff and mishandled punt — set up Georgia's comeback. Despite the tie, there was no question as to the game's most valuable player. Gambino won the Burkhalter Award, signifying the game's outstanding performer.

GATOR BOWL — JACKSONVILLE, FL — 1/2/50



Halfback Bob Shemonski scored two touchdowns during Maryland's 20-7 victory over Missouri in the 1950 Gator Bowl.

Maryland	7	13	0	0	=	20
Missouri	0	0	0	7	=	7

MD — Shemonski 11 run (Dean kick); MD - Modzelewski 2 run (kick failed); MD — Shemonski 6 run (Dean kick); M - Klien 4 run (Gloroso kick)

TEAM STATISTICS

	Maryland	Missouri
First Downs	11	13
Rushing Yards	266	100
Passing Yards	16	167
Passing	2-17-1	11-29-3
Punts-Average	7-39.0	3-38.0
Fumbles-Lost	1-1	5-5
Penalty Yards	63	10

Three times in the first half, Missouri turned the ball over and all three times Maryland took it in for touchdowns as the Terrapins handed the Tigers their second consecutive Gator Bowl loss. Defensive back John Idzik set up Maryland's first score with a 26-yard interception return to the Mizzou 11. Bob Shemonski scored on a sweep on the next play, and the rout was on. Ed Modzelewski scored on a three-yard run to give the Terps a 13-0 lead and Shemonski capped Maryland's scoring later in the second quarter with a six yard touchdown run.

Maryland's Bowl Record (6-9-2)

Jan 1, 1948	Gator	20	Georgia	20
Jan. 1, 1950	Gator	20	Missouri	7
Jan. 1, 1952	Sugar	28	Tennessee	13
Jan. 1, 1954	Orange	0	Oklahoma	7
Jan. 1, 1956	Orange	6	Oklahoma	20
Dec 28, 1973	Peach	16	Georgia	17
Dec. 16, 1974	Liberty	3	Tennessee	7
Dec. 29, 1975	Gator	13	Florida	0
Jan 1, 1977	Cotton	21	Houston	30
Dec. 22, 1977	Hall of Fame	17	Minnesota	7
Dec. 23, 1978	Sun	0	Texas	42
Dec. 20, 1980	Tangerne	20	Florida	35
Dec. 25, 1982	Aloha	20	Washington	21
Dec. 17, 1983	Florida Citrus	23	Tennessee	30
Dec. 22, 1984	Sun	28	Tennessee	27
Dec. 21, 1985	Cherry	35	Syracuse	18
Dec. 15, 1990	Independence	34	Louisiana Tech	34

TERPAGEANT, SUGAR BOWL IN 1952, THE ORANGE IN 1954

SUGAR BOWL — NEW ORLEANS, LA - 1/2/52



Quarterback Jack Scarbath (Dark Jersey, #62) led Maryland to the upset victory over No. 1 ranked Tennessee in the 1952 Sugar Bowl. Scarbath guided Maryland to three touchdowns and an insurmountable 21-6 lead in the first half.

Maryland	7	14	7	0	= 28
Tennessee	0	6	0	7	= 13

M — Fullerton 2 run (Decker kick); M — Shemonski 7 pass from Fullerton (Decker kick); M — Scarbath 1 run (Decker kick); T — Rechichar 4 pass from Payne (kick failed); M — Fullerton 46 interception return (Decker kick); T — Payne 2 run (Rechichar kick).

TEAM STATISTICS

	Maryland	Tennessee
First Downs	18	12
Rushes - Yards	64-289	35-81
Passing Yards	63	75
Return Yards	29	16
Passing	7-13-1	9-19-4
Punts - Avg.	8-38	7-43
Fumbles - Lost	7-1	2-2
Penalties - Yards	12-120	2-20

INDIVIDUAL LEADERS

PASSING:

Maryland — Scarbath, 6 for 9, 57 yds.
Tennessee - Payne, 7 of 14

RUSHING:

Maryland — Ed Modzelewski, 28 for 153 yds.; Fullerton, 9 for 22 yds.
Tennessee - Payne, 11 for 54. Kozar, 9 for 29.

In a game historians even today call the biggest win in Maryland football history, Jim Tatum's Terrapins upset the nation's No. 1 ranked Tennessee Volunteers of Gen. Bob Neyland. Buoyed by the running of All-American fullback Ed "Mighty Mo" Modzelewski (153 yards on 28 carries) and All-American quarterback Jack Scarbath, the No. 3 ranked Terps scored three TDs before the Vols got one in the first half for a 21-6 lead. They put the game out of reach in the third quarter with a 46-yard interception return for a TD by Ed Fullerton for a 27-6 margin lead. The Terrapin defense was brilliant all afternoon.

ORANGE BOWL — MIAMI, FL - 1/1/54



Maryland's Vic Gilona stops a Oklahoma runner during the 1954 Orange Bowl. The Terps won the national championship with a perfect 10-0 regular season record that year.

Maryland	0	0	0	0	= 0
Oklahoma	0	7	0	0	= 7

O — Gngg 25 run (Leake kick)

TEAM STATISTICS

	Maryland	Oklahoma
First Downs	13	10
Rushing Yards	176	208
Passing Yards	36	22
Return Yards	25	7
Passing	5-12-0	4-6-1
Punts - Avg	5-29.0	7-31.3
Fumbles - Lost	1-1	2-2
Penalties - Yards	- 15	-45

INDIVIDUAL LEADERS

PASSING:

Maryland - Boxold, 3 of 9, 42 yds., 1 Int.
Oklahoma - Calame, 4 of 4, 22 yds.

RECEIVING:

Maryland - Nolan, 2 for 31 yds.
Oklahoma - R. Burris, 3 for 17 yds.

RUSHING:

Maryland - Felton, 10 for 51 yds.
Oklahoma - Gngg, 13 for 89 yds., 1 TD.

Attendance - 68,718

The Terrapins took another undefeated (10-0) record and the nation's No. 1 ranking in their second Orange Bowl visit in three years, and again played Oklahoma The Sooners, completely unawed by the Terps National Championship team, staged a second quarter land rush to score the only score on a 25-yard sprint by team captain and halfback Larry Gngg. The Terrapins suffered a major setback when All-American Bernie Faloney could not start because of severe ankle injury. He entered the game in the 3rd quarter for five plays, but was unable to continue.

TERPAGEANT, ORANGE BOWL IN 1956, THE PEACH IN 1973

ORANGE BOWL — MIAMI, FL - 1/2/56



Running back Ed Vereb ran for a game high 108 yards and one touchdown versus Oklahoma in the 1956 Orange Bowl.

Maryland.....	0	6	0	0	=	6
Oklahoma.....	0	0	14	6	=	20

M — Vereb 15 run (kick failed); O — McDonald 4 run (Pnces kick); O — O'Neal 1 run (Prices kick); O — Dodd 82 interception return (kick failed).

TEAM STATISTICS

	Maryland	Oklahoma
First Downs	9	16
Rushes - Yards	47-187	64-202
Passing Yards	46	53
Passing	3-10-3	4-10-1
Punts - Avg	7-40	8-34
Fumbles - Lost	3-2	1-1
Penalties - Yards	4-61	4-35

INDIVIDUAL LEADERS

PASSING:

Maryland — Beightol, 2 of 7, 46 yds., 2 Int.; Tamburello, 1 of 2, 11 yds., 1 Int.
Oklahoma — Harris, 3 of 5, 34 yds.; McDonald, 1 of 4, 19 yds.

RECEIVING:

Maryland — Cooke, 1 for 21; Flynn, 1 for 14; Healy, 1 for 11.
Oklahoma — Burris, 2 for 28; Pnces, 1 for 19.

RUSHING:

Maryland — Vereb, 8 for 108, 1 TD; Perlo, 6 for 22.
Oklahoma — Harris, 9 for 63; Burns, 9 for 34.

The victory extended Oklahoma's winning streak to 30 games and snapped Maryland's 15-game winning strng. The Terps were No. 3 ranked and the Sooners, No. 1. This was a reversal of the '54 Orange Bowl two years earlier as the Terps were the No. 1 team in the nation, and the Sooners, No. 3. The Terps held a 6-0 halftime lead and then were bewildered by three Sooner second half touchdowns for their second Orange Bowl win over the Terps.

PEACH BOWL — ATLANTA, GA - 12/28/73



Tight end Walter White caught two passes for 106 yards and one touchdown as Maryland played Georgia in the 1973 Peach Bowl.

Maryland.....	0	10	0	6	=	16
Georgia.....	0	10	7	0	=	17

G -- Poulous 62 pass from Johnson (Leavitt kick); M — White 68 pass from Carter (Mike-Mayer kick); M — Mike-Mayer 36 FG; G — Leavitt 26 FG; G - Johnson 1 run (Leavitt kick); M — Mike-Mayer 25 FG; M — Mike-Mayer 28 FG.

TEAM STATISTICS

	Maryland	Georgia
First Downs	15	11
Rushes - Yards	52-219	56-170
Passing Yards	242	114
Return Yards	14	3
Passing	8-18-1	5-16-1
Punts - Avg	6-32	8-41
Fumbles - Lost	4-3	2-2
Penalties - Yards	5-63	1-5

INDIVIDUAL LEADERS

PASSING:

Maryland — Kinard, 4 of 8, 113 yds., 1 Int; Carter, 2 of 3, 83 yds., 1 TD.
Georgia — Johnson, 5 of 16, 114 yds., 1 TD, 1 Int.

RECEIVING:

Maryland — Jennings, 3 for 75; White, 2 for 106, 1 TD.
Georgia — Poulous, 2 for 62, 1 TD; King, 2 for 22.

RUSHING:

Maryland — Carter, 29 for 126; Jennings, 5 for 41.
Georgia — King, 16 for 57; Johnson, 18 for 48, 1 TD; Burns, 9 for 43.

Attendance - 38,107

Maryland came away from its first bowl game in 18 years a bitterly disappointed team. The Terrapins had dominated Georgia in all phases of the game. Both teams scored 10 first half points. The Bulldogs went up, scoring in the third after recovering a Terp fumble. Seven times, the Terrapins were inside the Georgia 20-yard line that ended in three Mike-Mayer field goals. On four of the seven occasions, they were within the 13 and came away with zero points.


TERPAGEANT, LIBERTY BOWL IN 1974, THE GATOR IN 1975

LIBERTY BOWL — MEMPHIS, TN - 12/16/74



Quarterback Bob Avellini threw for 158 yards and tailback Louis Carter rushed 22 times for 65 yards as Maryland played Tennessee in the 1974 Liberty Bowl.

GATOR BOWL — JACKSONVILLE, FL - 12/29/75



Tight end Kim Hoover caught two passes for 24 yards and the winning touchdown in the first quarter as the Terps defeated Florida, 13-0, in the 1975 Gator Bowl.

Maryland	0	3	0	0	=	3
Tennessee	0	0	0	7	=	7

M — Mike-Mayer 28 FG; T — Seivers 11 pass from Wallace (Townsend kick)

TEAM STATISTICS

	Maryland	Tennessee
First Downs	16	15
Rushes - Yards	42-108	54-173
Passing Yards	158	65
Return Yards	76	65
Passing	15-24-2	7-16-0
Punts - Avg.	6-41.0	7-39.0
Fumbles - Lost	3-3	4-2
Penalties - Yards	4-63	8-69

INDIVIDUAL LEADERS

PASSING:

Maryland — Avellini, 15 of 22 for 158 yds., 2 Int.
 Tennessee — Holloway, 6 of 15 for 54 yds.; Wallace, 1 of 1 for 11 yds., 1 TD

RECEIVING:

Maryland — White, 5 for 68 yds; Carter, 6 for 49 yds.
 Tennessee — Seivers, 4 for 38 yds., 1 TD; Morgan, 2 for 14 yds.

RUSHING:

Maryland — Carter, 22 for 65 yds.; Bloomingdale, 8 for 36 yds.
 Tennessee — Gayle, 17 for 106 yds.; Holloway, 12 for 41 yds.

Attendance — 51,284

Tennessee scored their only but winning touchdown with 2:08 left in the game. The winning score came on a 11-yard pass from second string quarterback Randy Wallace to end Larry Seivers. It was Wallace's only pass of the game. The Terps were punting from their 13 when a bad snap from center was recovered by the Vols on the Terps 7. After a loss of 4 yards, Wallace threw for the score. The Terps put on a desperation drive and an apparent 20-yard TD winning reception was ruled out of bounds.

Maryland	7	3	0	3	=	13
Florida	0	0	0	0	=	0

M — Hoover 19 pass from Dick (Sochko kick); M — Sochko 20 FG; M — Sochko 27 FG

TEAM STATISTICS

	Maryland	Florida
First Downs	15	14
Rushes - Yards	52-209	54-182
Passing Yards	82	28
Return Yards	26	25
Passing	7-16-0	3-19-3
Punts - Avg.	7-39.8	7-38.5
Fumbles - Lost	0-0	1-1
Penalties - Yards	5-47	6-48

INDIVIDUAL LEADERS

PASSING:

Maryland — Dick, 5 of 13 for 67 yds.; Manges, 2 of 3 for 15 yds.
 Florida — Fisher, 2 of 12 for 33 yds., 1 Int; Gaffney, 1 for 7, minus 5 yds.

RECEIVING:

Maryland— Hoover, 2 for 24, 1 TD; Wilson, 2 for 21; Jennings, 2 for 15
 Florida — Lecount, 1 for 25; Enclade, 1 for 8

RUSHING:

Maryland — Atkins, 20 for 127; Jennings, 9 for 53
 Florida — DuBose, 18 for 95; Green, 13 for 31; Fisher, 6 for 21

The ACC champion Terrapins upset the seven-point favorite Florida Gators in a game played in a steady downpour. The Terps had posted their best season record in 20 years (8-2-1). They intercepted three Florida passes, turning two of them into scores, a 19-yard touchdown pass to Kim Hoover from Larry Dick and 20-yard field goal by Mike Sochko for a 10-0 half time lead. Sochko added a 27-yarder in the fourth quarter. It was the first Terp win over a SEC team since 1955. The Gators went into the game (9-2) as the SEC's total offense leader.

TERPAGEANT, HALL OF FAME IN 1977, THE COTTON IN 1977

COTTON BOWL — DALLAS, TX - 1/1/77



Kicker Mike Sochko kicked three extra points but Maryland's undefeated season was lost as Houston defeated the Terps in the first ever meeting between the two teams.

Maryland	0	7	7	7	-	21
Houston	21	6	0	3	=	30

H — Thomas 11 run (Coplin kick); H — Blackwell 33 run (Coplin kick); H — Blackwell 1 run (Coplin kick); M — Manges 6 run (Loncar kick); H — Bass 33 pass from Davis (kick failed); M — Sievers 11 pass from Manges (Sochko kick); M — Wilson 1 run (Sochko kick); H — Coplin 28 FG

TEAM STATISTICS

	Maryland	Houston
First Downs	17	20
Rushes - Yards	40-120	64-320
Passing Yards	179	108
Return Yards	13	5
Passing	17-32-0	5-8-0
Punts - Avg.	6-44.0	4-36.0
Fumbles - Lost	1-1	4-3
Penalties - Yards	8-80	5-22

INDIVIDUAL LEADERS

PASSING:

Maryland — Manges, 17 of 32, 179, 1 TD
Houston — Davis, 5 of 8, 108, 1 TD

RECEIVING:

Maryland — Kinney, 6 for 72; Wilson, 5 for 26; Richards, 3 for 39
Houston — Foster, 3 for 62; Bass, 1 for 33, 1 TD; Laverigne, 1 for 13

RUSHING:

Maryland — Scott, 11 for 47; Manges, 14 for 32, 1 TD; Wilson, 9 for 28.
Houston — Blackwell, 22 for 149, 2 TD's; Thomas, 14 for 104, 1 TD;
Davis, 21 for 51

Attendance — 58,500

Houston quickly dashed the undefeated hopes of the Terrapins for a perfect season as the Cougars upset the favored Terps in their first Cotton Bowl appearance and first ever meeting between the two schools. Houston struck for 21 first quarter points and added another in the second quarter to take a 27-20 lead at halftime. They overwhelmed the Terp defense with 320 rushing yards on 64 carries. They passed but eight times.

HALL OF FAME BOWL — BIRMINGHAM, AL -12/22/77



Running back George Scott gained 75 yards on 24 carries and scored two touchdowns to lead Maryland to a come from behind victory over Minnesota in the first ever Hall of Fame Bowl.

Maryland	3	14	0	0	=	17
Minnesota	7	0	0	0	-	7

Minn — Barber 1 run (Rogind kick); Md — Sochko 32 FG, Md — Scott 2 run (Sochko kick); Md — Scott 1 run (Sochko kick)

TEAM STATISTICS

	Maryland	Minnesota
First Downs	15	17
Rushes - Yards	41-120	55-113
Passing Yards	211	155
Return Yards	3	6
Passing	12-23-1	13-26-0
Punts - Avg	5-36.8	9-27.7
Fumbles - Lost	3-2	3-2
Penalties - Yards	12-80	6-54

INDIVIDUAL LEADERS

PASSING:

Maryland — Dick, 12 of 20, 211 yds.
Minnesota — Avery, 12 of 23, 130 yds.

RECEIVING:

Maryland — White, 8 for 126; Scott, 2 for 16
Minnesota — Anhorn, 5 for 49; Barber 4 for 58

RUSHING:

Maryland — Scott, 24 for 75 2 TD's; Maddox, 2 for 17
Minnesota — Kitzmann, 24 for 76, Thompson, 4 for 11

Attendance — 47,000

Maryland silenced the critics in defeating Big Ten Minnesota in the first Hall of Fame Bowl Classic and the first meeting between the two schools. The Gophers scored their only touchdown midway in the first quarter. The Terps got a 32-yard FG from Mike Sochko and a pair of second quarter scoring runs from George Scott for the 17-7 halftime lead. The second half was scoreless as the Terp defense swarmed the offense of Minnesota.


TERPAGEANT, SUN BOWL IN 1978, THE TANGERINE IN 1980

SUN BOWL — EL PASO, TX - 12/23/78



Running back Steve Atkins became one of only four Terps to run for over 1,000 yards in a season in leading Maryland to the 1978 SunBowl.

TANGERINE BOWL — ORLANDO, FL - 12/20/80



Tailback Charlie Wysocki ran for 159 yards and one touchdown but Florida scored the final 21 points of the 1980 Tangerine Bowl to defeat the Terps, 35-20.

Maryland 0 0 0 0 = 0
 Texas 21 7 14 0 = 42
 T — L. Jones 7 run (Erxleben kick); T — J. Jones 1 run (Erxleben kick); T — L. Jones 29 pass from McBath (Erxleben kick); T — McBath 2 run (Erxleben kick); T — J. Jones 14 run (Erxleben kick); T — H. Jones 32 run (Erxleben kick).

TEAM STATISTICS

	Maryland	Texas
First Downs	20	18
Rushes - Yards	40-34	58-220
Passing Yards	214	45
Return Yards	0	20
Passing	17-43-4	2-7-0
Punts - Avg	8-37.0	7-41.0
Fumbles - Lost	2-1	3-1
Penalties - Yards	5-35	7-42

INDIVIDUAL LEADERS

PASSING:

Maryland — O'Hare, 12 of 27 for 146 yds., 3 Int.; M Tice, 5 of 16 for 68 yds., 1 Int.

Texas — McBath, 2 of 5 for 45 yds.

RECEIVING:

Maryland — Richards, 4 for 52; Carinci, 4 for 52

Texas — L. Jones, 2 for 45

RUSHING:

Maryland — Atkins, 10 for 15

Texas — H Jones, 14 for 104. 1 TD; J. Jones, 19 for 100, 2 TD's.

Attendance — 33,122

The Jones boys, "Lam", "Jam" and "Ham" scored five of Texas' six touchdowns, three in the first quarter. The loss, before a national television audience and a record Sun Bowl crowd of 33,122, was the worst in Coach Jerry Claiborne's seven years at Maryland. The Terps had scored in 95 consecutive games, 82 of the games since Claiborne's arrival in 1972. It was the third longest streak in the nation.

Maryland 3 6 11 0 = 20
 Florida 0 14 14 7 = 35
 M — Castro 35 FG; F — Collinsworth 24 pass from Peace (Clark kick); M — Castro 27 FG, M — Castro 27 FG; F — Jones 2 run (Clark kick); M — Wysocki 1 run (Tice run); M — Castro 43 FG, F — Peace 1 run (Clark kick); F — Collinsworth 21 pass from Peace (Clark kick); F — Brown 2 run (Clark kick).

TEAM STATISTICS

	Maryland	Florida
First Downs	19	16
Rushes - Yards	54-181	35-108
Passing Yards	155	271
Return Yards	14	54
Passing	12-26-3	20-34-1
Punts - Avg	4-39	6-34
Fumbles - Lost	4-2	1-0
Penalties - Yards	6-44	11-108

INDIVIDUAL LEADERS

PASSING:

Maryland — M. Tice, 11 for 23, 129 yds., 3 Int.; Milkovich, 1 for 3, 26 yds.

Florida — Peace, 20 for 24, 271 yds., 1 Int.

RECEIVING:

Maryland — Havener, 4 for 83; Sievers, 3 for 24.

Florida — Collinsworth, 8 for 166, 2 TD's; Young, 8 for 66.

RUSHING:

Maryland — Wysocki, 39 for 159, 1 TD; Fasano, 3 for 13

Florida — Brown, 16 for 71, Peace, 6 for 12.

Attendance — 52,541

This was Maryland's first appearance in the Tangerine Bowl, played before a record crowd, 52,541 fans. The Terps were behind 14-9 at halftime, with their points coming on three Dale Castro field goals. After Maryland took a 20-14 lead with five minutes gone in the third quarter, the Gators scored the next 21 points. Castro's fourth field goal in the third quarter tied the bowl record.

TERPAGEANT, ALOHA BOWL IN 1982, THE CITRUS IN 1983

ALOHA BOWL — HONOLULU, HAWAII - 12/25/82



Quarterback Boomer Esiason passed for 251 yards and one touchdown as Maryland played Washington in the inaugural Aloha Bowl.

Maryland	0	6	6	8	=	20
Washington	7	7	0	7	=	21

W — Allen 27 pass from Cowan (Nelson kick); M — D'Addio 6 pass from Esiason (kick failed); W — Allen 71 pass from Cowan (Nelson kick); M — Tice 36 pass from Esiason (run failed); M — Nash 2 run (Tice pass from Esiason); W — Allen 11 pass from Cowan (Nelson kick).

TEAM STATISTICS

	Maryland	Washington
First Downs	17	20
Rushes - Yards	36-68	27-63
Passing Yards	251	369
Return Yards	45	43
Passing	19-32-1	35-55-0
Punts - Avg.	7-38.4	5-45.4
Fumbles - Lost	2-1	4-4
Penalties - Yards	8-55	7-50
Time of Possession	31:04	28:56

INDIVIDUAL LEADERS

PASSING:

Maryland — Esiason, 19 of 32, 1 TD
 Washington — Cowan, 33 of 55, 3 TD's

RECEIVING:

Maryland — Tice, 6 for 85 yds.; D'Addio, 4 for 30 yds.; Nash, 3 for 52 yds.
 Washington — Skansi, 10 for 81 yds.; Allen, 8 for 152 yds., 3 TD's; Lutu, 7 for 57 yds.


RUSHING:

Maryland — Nash, 11 for 41 yds.; Joyner, 10 for 28 yds.
 Washington — Robinson, 16 for 50 yds.; Cowan, 4 for 13 yds.

Attendance — 30,055

This was the first Aloha Bowl game. Maryland took a 20-14 lead with 10:44 remaining in the game. With a chance to go up by 9 points with 3:39 left in the game, Jess Atkinson failed on a 32-yard field goal attempt. The Huskies then drove 80 yards and scored on a 11-yard pass TD with six seconds left to play for the win.

CITRUS BOWL — ORLANDO, FL — 12/17/83



Running back Willie Joyner keyed Maryland to a fourth quarter lead but Tennessee scored two touchdowns in the final 10 minutes of the game to gain the victory.

Maryland	3	6	11	3	=	23
Tennessee	7	3	6	14	=	30

M — Atkinson 18 FG; T — Taylor 12 pass from Cockrell (Revez kick); M — Atkinson 48 FG; M — Atkinson 31 FG, T — Revez 25 FG; M — Atkinson 22 FG; T — Henderson 19 run (pass failed); M — Badanjek 3 run (Badanjek run); T — J. Jones 1 run (Revez kick); T — J. Jones 2 run (Revez kick); M — Atkinson 26 FG

TEAM STATISTICS

	Maryland	Tennessee
First Downs	17	25
Rushes - Yards	34-95	49-201
Passing Yards	253	185
Return Yards	10	26
Passing	18-28-1	16-23-1
Punts - Avg.	0-0	1-47
Fumbles - Lost	3-1	1-1
Penalties - Yards	6-32	1-5
Time of Possession	29:48	30:12

INDIVIDUAL LEADERS

PASSING:

Maryland — Esiason, 4 of 6 for 61 (Injured 2nd Q); Reich, 14 of 22, 192 yds., 1 Int.
 Tennessee — Cockrell, 16 of 23, 185 yds., 1 TD, 1 Int.

RECEIVING:

Maryland — Davis, 4 for 66; Joyner, 4 for 65; Badanjek, 4 for 36.
 Tennessee — Duncan, 6 for 59; Taylor, 4 for 68, 1 TD.

RUSHING:

Maryland — Joyner, 17 for 58; Badanjek, 14 for 44, 1 TD.
 Tennessee — J. Jones, 29 for 154, 1 TD.

Attendance — 50,183

For the second consecutive year, the Terps were invited to a bowl game with an 8-3 record. Quarterback Boomer Esiason was sacked on the second play of the second quarter and suffered a shoulder injury forcing Frank Reich to take over. The Terps took a 20-16 lead into the fourth quarter, but the Vols scored twice, the second after an interception return to the 14, to get the advantage Jess Atkinson kicked 5 field goals for the Terps.

TERPAGEANT, SUN BOWL IN 1984, THE CHERRY IN 1985

SUN BOWL — EL PASO, TX - 12/22/84



Fullback Rick Badanjek scored two second half touchdowns to lead Maryland to a come from behind victory over Tennessee in the 1984 Sun Bowl. Badanjek carried the ball 21 times for 90 yards during the game.

Maryland 0 0 22 6 = 28
 Tennessee 10 11 6 0 = 27
 T — Jones 2 run (Revez kick); T — Reveiz 24 FG; T — Reveiz 52 FG; T — McGee 6 pass from Robinson (McGee pass from Robinson); M — Neal 57 run (pass failed); M — Atkinson 23 FG; M — Badanjek 1 run (run failed); M — Edmunds 40 pass from Reich (Atkinson kick); T — Panuska 100 kickoff return (pass failed); M — Badanjek 1 run (pass failed).

TEAM STATISTICS

	Maryland	Tennessee
First Downs	22	13
Rushes - Yards	54-229	34-148
Passing Yards	201	132
Return Yards	44	24
Passing	17-28-1	15-24-0
Punts - Avg.	4-47	5-42
Fumbles - Lost	2-2	2-2
Penalties - Yards	8-63	6-49
Time of Possession	35:57	24:03

INDIVIDUAL LEADERS

PASSING:

Maryland — Reich, 17 of 28, 201 yds., 1 TD, 1 Int.
 Tennessee — Robinson, 15 of 24, 132 yds., 1 TD.

RECEIVING:

Maryland - Hill, 4 for 69; Edmunds, 3 for 53, 1 TD; Abdur-Ra'ooof, 3 for 45;
 Tennessee — McGee, 6 for 66, 1 TD; Harvard, 3 for 22.

RUSHING:

Maryland — Neal, 12 for 107, 1 TD; Badanjek, 21 for 90, 2 TD's; Blount, 14 for 80

Tennessee — Jones, 16 for 69, 1 TD; Robinson, 8 for 43.

Attendance — 50,126

The fantastic comeback year Trailing the Volunteers 21-0 at halftime, the Terrapins showed coming back from halftime deficits was nothing new. They erupted for 22 third quarter points and a fourth quarter score with 5:35 left to play for the win. It was on November 10, they had fallen behind Miami, 31-0, at halftime but rallied for a 42-40 victory in the greatest comeback in major college history. Rick Badanjek had a pair of scores while QB Frank Reich was 17 of 28, 201 yards and one touchdown for the ACC and Sun Bowl champions.

CHERRY BOWL — PONTIAC, MI - 12/21/85



Tight end Ferrell Edmunds caught two passes for 56 yards as Maryland rolled up 223 passing yards and defeated Syracuse in the Cherry Bowl.

Maryland 6 22 7 0 = 35
 Syracuse 3 7 8 0 = 18
 S — McAulay, 26 FG; M — Gelbaugh, 4 run (kick failed); S — Drummond 10 run (McAulay kick); M — Knight 4 pass from Gelbaugh (Badanjek run); M — Tye, 8 fumble return (Plocki kick); M — Blount 20 run (Plocki kick); M — Abdur-Ra'ooof 6 pass from Gelbaugh (Plocki kick); S — McPherson 17 run (Schweddes pass from McPherson).

TEAM STATISTICS

	Maryland	Syracuse
First Downs	22	28
Rushes - Yards	43-244	39-241
Passing Yards	223	204
Return Yards	99	135
Passing	14-20-1	18-30-3
Punts - Avg.	3-39	1-52
Fumbles - Lost	0-0	3-2
Penalty Yards	5-54	3-26
Time of Possession	30:54	29:06

INDIVIDUAL LEADERS

PASSING:

Maryland — Gelbaugh, 14 of 20, 223 yds., 2 TD's, 1 Int.
 Syracuse — McPherson, 18 of 30, 204 yds., 3 Int.

RECEIVING:

Maryland — Abdur-Ra'ooof, 5 for 86, 1 TD; Edmunds, 2 for 56; Holder, 2 for 32; Milling, 2 for 26.

Syracuse — Siano, 5 for 60; Schweddes, 4 for 69; Grimes, 4 for 42.

RUSHING:

Maryland — Blount, 24 for 135, 1 TD; Badanjek, 11 for 41.


Syracuse — McPherson, 21 for 111, 1 TD; Drummond, 10 for 93, 1 TD.

Attendance — 51,858

This was the second Cherry Bowl game in the Pontiac Silverdome. The Terps scored 22 points in the second quarter to take a 28-10 halftime lead. Each team then scored once in the third quarter. Quarterback Stan Gelbaugh, in his final game for Maryland, was named offensive player of the game after completing 14 of 20 passes for 223 yards and a pair of touchdowns. LB Scott Schankweiler was selected defensive player of the game.

TERPAGEANT, INDEPENDENCE BOWL IN 1990, RANKED TERPS UPI RANKINGS

INDEPENDENCE BOWL — SHREVEPORT, LA — 12/15/90



Quarterback Scott Zolak led Maryland to a pair of fourth quarter touchdowns, the second coming with 52 seconds remaining, as the Terps were tied by Louisiana Tech in the Independence Bowl.

Maryland	14	0	6	4	=	34
Louisiana Tech.....	0	14	14	6	=	34

M - Jackson 1 run (DeArmas kick); M - Jackson 2 run (DeArmas kick); LaT - Richardson 5 run (Boniol kick); LaT - Davis 3 run (Boniol kick); LaT - Richardson 1 run (Boniol kick); M - Jackson 11 run (kick failed); LaT - Slaughter 11 pass from Johnson (Boniol kick); LaT - Boniol 36 FG; M - Mason 28 pass from Zolak (DeArmas kick); M - Johnson 15 pass from Zolak (DeArmas kick); LaT - Boniol 29 FG.

TEAM STATISTICS

	Maryland	Louisiana Tech
First Downs	25	16
Yards Rushing	150	191
Yards Passing	254	115
Total Yards	404	306
Passing	18-29-3	11-18-1
Punts-Average	1-34.0	4-37.3
Fumbles-Lost	3-1	1-1
Penalties-Yards	6-53	9-88

INDIVIDUAL STATISTICS

PASSING:

Maryland — Zolak, 17 of 28, 215 yds., 1 TD, 3 Int.; Jackson, 1 of 1, 39 yds.
 LA Tech — Johnson, 7 of 8, 70 yds, 1 TD; Hughes, 4 of 9, 45 yds.; Slaughter, 0 of 1, 1 Int.

RECEIVING:

Maryland — Johnson, 5 for 107, 1 TD; Wycheck, 5 for 46; Mason, 3 for 47, 1 TD
 LA Tech — Slaughter, 5 for 66, 1 TD

RUSHING:

Maryland — Mason, 15 for 93; Jackson, 17 for 50, 3 TD
 LA Tech — Richardson, 27 for 81, 2 TD; Davis, 12 for 72, 1 TD

Attendance — 48,325

Although Maryland generated the statistical advantages, it was the Terps who needed to rally from being down, 31-20, with 13:52 to go to tie the game. The arm of Scott Zolak produced 28 yard (to Mark Mason) and 15 yard (to Barry Johnson on fourth down and 12 at La Tech's 15-yard line) TD strikes, the latter coming with 52 seconds remaining. With the game in hand if it could hold the Techsters out of field goal range, Maryland failed to stop them and with no time remaining a field goal was kicked from 29 yards. High points for Maryland were Troy Jackson's three TDs, the running of Mason and the pass catching of Johnson.

United Press International

1951

- 1 Tennessee
- 2 Michigan State
- 3 Illinois
- 4 **MARYLAND**
- 5 Georgia Tech
- 6 Princeton
- 7 Stanford
- 8 Wisconsin
- 9 Baylor
- 10 TCU
- 11 Oklahoma
- 12 California
- 13 Notre Dame
- 14 San Francisco
- 15 Purdue
- 16 Washington State
- 17 Holy Cross
- 18 UCLA
- 19 Kentucky
- 20 Kansas

1952

- 1 Michigan State
- 2 Georgia Tech
- 3 Notre Dame
- 4 Oklahoma
- 5 USC
- 6 UCLA
- 7 Mississippi
- 8 Tennessee
- 9 Alabama
- 10 Wisconsin
- 11 Texas
- 12 Purdue
- 13 **MARYLAND**
- 14 Princeton
- 15 Ohio State
- 16 Pittsburgh
- 17 Navy
- 18 Duke
- 19 Houston
- 20 Kentucky

1953

- 1 **MARYLAND**
- 2 Notre Dame
- 3 Michigan State
- 4 UCLA
- 5 Oklahoma
- 6 Rice
- 7 Illinois
- 8 Texas
- 9 Georgia Tech
- 10 Iowa
- 11 Alabama
- 12 Texas Tech
- 13 West Virginia
- 14 Wisconsin
- 15 Kentucky
- 16 Army
- 17 Stanford
- 18 Duke
- 19 Michigan
- 20 Ohio State

1954

- 1 UCLA
- 2 Ohio State
- 3 Oklahoma
- 4 Notre Dame
- 5 Navy
- 6 Mississippi
- 7 Army
- 8 Arkansas
- 9 Miami (Fla.)
- 10 Wisconsin
- 11 USC
- 12 **MARYLAND**
- 13 Georgia Tech

- 14 Duke
- 15 Michigan
- 16 Penn State
- 17 SMU
- 18 Denver
- 19 Rice
- 20 Minnesota

1955

- 1 Oklahoma
- 2 Michigan State
- 3 **MARYLAND**
- 4 UCLA
- 5 Ohio State
- 6 TCU
- 7 Georgia Tech
- 8 Auburn
- 9 Mississippi
- 10 Notre Dame
- 11 Pittsburgh
- 12 USC
- 13 Michigan
- 14 Texas A&M
- 15 Army
- 16 Duke
- 17 West Virginia
- 18 Miami (Fla.)
- 19 Iowa
- 20 Navy
- Stanford
- Miami (Ohio)

1974

- 1 USC
- 2 Alabama
- 3 Ohio State
- 4 Notre Dame
- 5 Michigan
- 6 Auburn
- 7 Penn State
- 8 Nebraska
- 9 North Carolina State
- 10 Miami (Ohio)
- 11 Houston
- 12 Florida
- 13 **MARYLAND**
- 14 Baylor
- 15 Texas A&M
- 16 Tennessee
- 17 Mississippi State
- 18 Michigan State
- 19 Tulsa
- 20 USC

1975

- 1 Oklahoma
- 2 Arizona State
- 3 Alabama
- 4 Ohio State
- 5 UCLA
- 6 Arkansas
- 7 Texas
- 8 Michigan
- 9 Nebraska
- 10 Penn State
- 11 **MARYLAND**
- 12 Texas A&M
- 13 Arizona
- 14 Pittsburgh
- 15 California
- 16 Miami (Ohio)
- 17 Notre Dame
- 18 West Virginia
- 19 Georgia
- 20 Kentucky

1976

- 1 Pittsburgh
- 2 USC
- 3 Michigan
- 4 Houston

- 5 Ohio State
- 6 Oklahoma
- 7 Nebraska
- 8 Texas A&M
- 9 Alabama
- 10 Georgia
- 11 **MARYLAND**
- 12 Notre Dame
- 13 Texas Tech
- 14 Oklahoma State
- 15 UCLA
- 16 Colorado
- 17 Rutgers
- 18 Iowa State
- 19 Baylor
- 20 North Carolina State

1982

- 1 Penn State
- 2 SMU
- 3 Nebraska
- 4 Georgia
- 5 UCLA
- 6 Arizona State
- 7 Washington
- 8 Arkansas
- 9 Pittsburgh
- 10 Florida State
- 11 LSU
- 12 Ohio State
- 13 North Carolina
- 14 Auburn
- 15 Michigan
- 16 Oklahoma
- 17 Alabama
- 18 Texas
- 19 West Virginia
- 20 **MARYLAND**

1984

- 1 Bingham Young
- 2 Washington
- 3 Nebraska
- 4 Boston College
- 5 Oklahoma State
- 6 Oklahoma
- 7 Florida
- 8 SMU
- 9 USC
- 10 UCLA
- 11 **MARYLAND**
- 12 Ohio State
- 13 South Carolina
- 14 Auburn
- 15 Iowa
- 16 LSU
- 17 Virginia
- 18 West Virginia
- 19 Kentucky
- 20 Florida State

1985

- 1 Oklahoma
- 2 Michigan
- 3 Penn State
- 4 Tennessee
- 5 Air Force
- 6 UCLA
- 7 Texas A&M
- 8 Miami (Fla.)
- 9 Iowa
- 10 Nebraska
- 11 Ohio State
- 12 Arkansas
- 13 Florida State
- 14 Alabama
- 15 Baylor
- 16 Fresno State
- 17 Bingham Young
- 18 Georgia Tech
- 19 **MARYLAND**
- 20 LSU

TERPARADISE, RANKED TERPS, AP & USA TODAY RANKINGS

Associated Press

1949	1951	1952	1953	1954	1955
1. Notre Dame	1. Tennessee	1. Michigan State	1. MARYLAND	1. Ohio State	1. Oklahoma
2. Oklahoma	2. Michigan State	2. Georgia Tech	2. Notre Dame	2. UCLA	2. Michigan State
3. California	3. MARYLAND	3. Notre Dame	3. Michigan State	3. Oklahoma	3. MARYLAND
4. Army	4. Illinois	4. Oklahoma	4. Oklahoma	4. Notre Dame	4. UCLA
5. Rice	5. Georgia Tech	5. USC	5. UCLA	5. Navy	5. Ohio State
6. Ohio State	6. Princeton	6. UCLA	6. Rice	6. Mississippi	6. TCU
7. Michigan	7. Stanford	7. Mississippi	7. Illinois	7. Army	7. Georgia Tech
8. Minnesota	8. Wisconsin	8. Tennessee	8. Georgia Tech	8. MARYLAND	8. Auburn
9. LSU	9. Baylor	9. Alabama	9. Iowa	9. Wisconsin	9. Notre Dame
10. Pacific	10. Oklahoma	10. Texas	10. West Virginia	10. Arkansas	10. Mississippi
11. Kentucky	11. TCU	11. Wisconsin	11. Texas	11. Miami (Fla.)	11. Pittsburgh
12. Cornell	12. California	12. Tulsa	12. Texas Tech	12. West Virginia	12. Michigan
13. Villanova	13. Virginia	13. MARYLAND	13. Alabama	13. Auburn	13. USC
14. MARYLAND	14. San Francisco	14. Syracuse	14. Army	14. Duke	14. Miami (Fla.)
15. Santa Clara	15. Kentucky	15. Florida	15. Wisconsin	15. Michigan	15. Miami (Ohio)
16. North Carolina	16. Boston Univ.	16. Duke	16. Kentucky	16. Virginia Tech	16. Stanford
17. Tennessee	17. UCLA	17. Ohio State	17. Auburn	17. USC	17. Texas A&M
18. Princeton	18. Washington State	18. Purdue	18. Duke	18. Baylor	18. Navy
19. Michigan State	19. Holy Cross	19. Princeton	19. Stanford	19. Rice	19. West Virginia
20. Missouri	20. Clemson	20. Kentucky	20. Michigan	20. Penn State	20. Army
Baylor					

1973	1974	1975	1976	1978	1982
1. Notre Dame	1. Oklahoma	1. Oklahoma	1. Pittsburgh	1. Alabama	1. Penn State
2. Ohio State	2. USC	2. Arizona State	2. USC	2. USC	2. SMU
3. Oklahoma	3. Michigan	3. Alabama	3. Michigan	3. Oklahoma	3. Nebraska
4. Alabama	4. Ohio State	4. Ohio State	4. Houston	4. Penn State	4. Georgia
5. Penn State	5. Alabama	5. UCLA	5. Oklahoma	5. Michigan	5. UCLA
6. Michigan	6. Notre Dame	6. Texas	6. Ohio State	6. Clemson	6. Arizona State
7. Nebraska	7. Penn State	7. Arkansas	7. Texas A&M	7. Notre Dame	7. Washington
8. USC	8. Auburn	8. Michigan	8. MARYLAND	8. Nebraska	8. Clemson
9. Arizona State	9. Nebraska	9. Nebraska	9. Nebraska	9. Texas	9. Arkansas
Houston	10. Miami (Ohio)	10. Penn State	10. Georgia	10. Houston	10. Pittsburgh
11. Texas Tech	11. N. C. State	11. Texas A&M	11. Alabama	11. Arkansas	11. LSU
12. UCLA	12. Michigan State	12. Miami (Ohio)	12. Notre Dame	12. Michigan State	12. Ohio State
13. LSU	13. MARYLAND	13. MARYLAND	13. Texas Tech	13. Purdue	13. Florida State
14. Texas	14. Baylor	14. California	14. Oklahoma State	14. UCLA	14. Auburn
15. Miami (Ohio)	15. Florida	15. Pittsburgh	15. UCLA	15. Missouri	15. USC
16. N. C. State	16. Texas A&M	16. Colorado	16. Colorado	16. Georgia	16. Oklahoma
17. Missouri	17. Mississippi State	17. USC	17. Rutgers	17. Stanford	17. Texas
18. Kansas	18. Texas	18. Arizona	18. Kentucky	18. N. C. State	18. North Carolina
19. Tennessee	19. Houston	19. Georgia	19. Iowa State	19. Texas A&M	19. West Virginia
20. MARYLAND	20. Tennessee	20. West Virginia	20. Mississippi State	20. MARYLAND	20. MARYLAND
Tulane					

USA Today / CNN

1984	1985	1982	1983	1984	1985
1. Brigham Young	1. Oklahoma	1. Penn State	1. Miami (Fla.)	1. Brigham Young	1. Oklahoma
2. Washington	2. Michigan	2. SMU	2. Auburn	2. Washington	2. Penn State
3. Florida	3. Penn State	3. Nebraska	3. Nebraska	3. Florida	3. Michigan
4. Nebraska	4. Tennessee	4. Georgia	4. Georgia	4. Nebraska	4. Tennessee
5. Boston College	5. Florida	5. UCLA	5. Texas	5. Oklahoma	5. Florida
6. Oklahoma	6. Texas A&M	6. Arizona State	6. Brigham Young	6. Boston College	6. Miami
7. Oklahoma State	7. UCLA	7. Pittsburgh	7. Michigan	7. Oklahoma State	7. Air Force
8. SMU	8. Air Force	8. Arkansas	8. Ohio State	8. SMU	8. Texas A&M
9. UCLA	9. Miami (Fla.)	9. Clemson	9. Florida	9. MARYLAND	9. UCLA
10. USC	10. Iowa	10. Washington	10. Clemson	10. South Carolina	10. Iowa
11. South Carolina	11. Nebraska	11. LSU	11. Illinois	11. USC	11. Nebraska
12. MARYLAND	12. Arkansas	12. Florida State	12. SMU	12. UCLA	12. Alabama
13. Ohio State	13. Alabama	13. Ohio State	13. Alabama	13. LSU	13. Ohio State
14. Auburn	14. Ohio State	14. USC	14. Air Force	14. Ohio State	14. Florida State
15. LSU	15. Florida State	15. Oklahoma	15. West Virginia	15. Auburn	15. Arkansas
16. Iowa	16. Brigham Young	16. Auburn	16. Iowa	16. Miami	16. Brigham Young
17. Florida State	17. Baylor	17. West Virginia	17. Tennessee	17. Florida State	17. MARYLAND
18. Miami (Fla.)	18. MARYLAND	18. MARYLAND	18. UCLA	18. Virginia	18. Georgia Tech
19. Kentucky	19. Georgia Tech	19. North Carolina	19. Pittsburgh	19. Kentucky	19. Baylor
20. Virginia	20. LSU	20. Texas	20. Penn State	20. Iowa	20. Auburn
		21. Michigan	21. Oklahoma	21. West Virginia	21. LSU
		22. Alabama	22. Boston College	22. Army	22. Army
		23. Tulsa	23. Oklahoma State	23. Georgia	23. Fresno State
		24. Iowa	24. MARYLAND	24. Air Force	24. Georgia
		25. Florida	25. East Carolina	25. Notre Dame	25. Oklahoma State

Maryland and the ACC

The Atlantic Coast Conference was founded on May 8, 1953, and its origin solidified the South as a growing enterprise in intercollegiate athletics. For a half-century before, Southern schools competed in a variety of conferences, and at one time an unwieldy 23 schools competed in the Southern Intercollegiate Conference (1929-1932).

Maryland joined the Southern Conference in 1921 and was a member when 10 schools split from the league to start the Southeastern Conference in 1932. The Terrapins and what was to become the ACC went back to a Southern Conference affiliation until the same factors that caused the old conference to disband occurred—too many disparate schools over too wide an area led to philosophical and logistical problems.

Maryland was the ACC's first football champion and, until recently, ranked number one in both football championships won and total victories. In all sports, Maryland ranks second in all-time conference championships won.

Clemson, Duke, North Carolina, North Carolina State, South Carolina, Virginia and Wake Forest were the other charter members of the ACC, which was formed from the old Southern Conference. South Carolina withdrew in 1971 and Georgia Tech, which withdrew from the SEC in 1964, was admitted in 1978. Florida State was granted admission in 1991.



An Unequaled and Unique Atlantic Coast Conference Tradition—Maryland Football

- Maryland gave the ACC its first Player of the Year.
- Maryland gave the ACC its first three consensus All-America players.
- Maryland gave the ACC its first Coach of the Year and its first National Coach of the Year.
- Maryland gave the ACC its first undefeated team.
- Maryland gave the ACC its first National Football Championship.
- Maryland ranks second in all-time ACC victories.
- Maryland ranks second in all-time points scored in league

games.

- In the 1950s, 1970s and 1980s, Maryland had more bowl appearances than any other league team.
- Maryland ranks second among league schools in all-time football games played (1,014).

The Football Bowl Alliance in 1995

The Bowl Alliance was formed to create a mechanism for providing college football fans with the best possible bowl games, including a game between the two top-ranked college teams, when possible, and to maximize the number of opportunities for a variety of quality bowl game match-ups. The Orange, Sugar and Fiesta bowls have joined with the Atlantic Coast, Big East, Big Eight, Big Ten, Pacific 10, Southeastern and Southwest conferences and the University of Notre Dame to form the Alliance.

The Champions of the Atlantic Coast, Big East, Big Eight, Southeastern and Southwest Conferences will appear in one of the aforementioned bowl games. Notre Dame also will be guaranteed a slot in 1995 should its football team be ranked among the Top Ten bowl eligible teams in either the Associated Press or CNN/USA Today final regular season polls.

Should Notre Dame not be ranked in the Top Ten, the one remaining At-Large position may be filled by any Division IA college team eligible for postseason competition, excluding the Big Ten and Pacific-10 Champions, that meets any one of the following requirements:

1. has won at least 8 college football games during the most recently completed regular

season; or

2. is ranked by the AP Poll for the CNN/USA Today Poll among the top 12 teams eligible to participate in postseason competition; or
3. is ranked no lower in either the AP Poll or the CNN/USA Today Poll than the lowest ranked team selected by a Bowl from the Conference Champions.

In the event that two or more teams tie for the championship of the Atlantic Coast, Big East, Big Eight, Southeastern or Southwest Conferences and remain tied for the championship after all tie-breaking procedures employed by such conference have been exhausted, the tied team with the highest ranking in both the AP Poll and the CNN/USA Today Poll shall be included in the Conference Champions Pool. If the tied teams have the same ranking or should the Polls disagree as to the highest-ranked team, then all such tied teams will be eligible and the selection bowl shall have the right to select which team it desires.

Team selection shall occur no later than Sunday, December 3, 1995. The selection orders shall be as follows:

Selections 1 and 2: Fiesta Bowl
Selections 3 and 5: Orange Bowl

Selections 4 and 6: Sugar Bowl

The game dates and venues are as follows: December 31,

1995, Sugar Bowl, Louisiana Superdome, New Orleans; January 1, 1996, Orange Bowl, Orange Bowl Stadium, Miami; January 2, 1996, Fiesta Bowl, Sun Devil Stadium, Tempe.

Mandatory Pairing: The Fiesta Bowl shall select any team ranked number 1 in the AP Poll and any team ranked number 1 in the CNN/USA Today Poll if the teams so ranked are different and two such teams are available. In any other case, the Fiesta Bowl shall select any team ranked number 1 in either the AP Poll or the CNN/USA Today Poll and any team ranked number 2 in either poll if two teams so ranked are available.

All other team selections shall come from the pool of teams specified above and will be at the discretion of the participating bowls.

ACC Office Staff

Commissioner
Gene Cornigan

Associate Commissioner
Fred Barakat

Assistant Commissioner
Bradley Faircloth

Assistant Commissioner
Dee Todd

Assistant Commissioner
Tom Mickle

Assistant Commissioner
Rick Chryst

Director of Media Relations
Brian Morrison

Assistant Director of Media
Relations
Emily Watkins

Asst. to the Director of Compliance
Maureen Lantz

1995-1996 Bowl Lineup

Las Vegas: Mid American No. 1 vs. Big East No. 1
Jeep Eagle Aloha: Pac-10 Nov. 4 vs. Big Eight No. 6
Poulan/Weedeater Independence: Open
Weiser Lock Copper: WAC No. 2 vs. Big Eight No. 5
Freedom Bowl: Open
Sun Bowl: Pac-10 No. 3 vs. Big Ten No. 5
Outback Steakhouse Gator Bowl: ACC No. 2 vs. Big East No. 2
Thrifty Car Rental Holiday Bowl: WAC No. 1 or Pac-10 No. 3
St. Jude Liberty Bowl: Midwest Alliance vs. Open
Builder's Square Alamo Bowl: Big 10 No. 4 vs. Big Eight No. 3
Peach Bowl: ACC No. 3 vs. SEC No. 3
Federal Express Orange Bowl: Alliance vs. Alliance
Hall of Fame Bowl: Big Ten No. 3 vs. SEC No. 3
CompUSA Florida Citrus Bowl: Big Ten No. 2 vs. SEC No. 2
Mobil Cotton Bowl: WAC No. 1 or Pac-10 No. 2 vs. Big Eight No. 2
Carquest Bowl: Big East No. 3 vs. ACC No. 4
IBM/OS2 Fiesta Bowl: Alliance vs. Alliance
Rose Bowl: Pac-10 No. 1 vs. Big Ten No. 1
USF&G Sugar Bowl: Alliance vs. Alliance

1994-95 in Review

The 1994-95 academic year will be remembered as one of the best in the 42-year history of the ACC. Conference teams captured three national titles while two other ACC teams participated in national title games. In all, the ACC has won 21 national crowns in the last five years.

The 1994-95 national champions from the ACC were Virginia in men's soccer, North Carolina in women's soccer and Maryland in women's lacrosse. The two NCAA


runners-up were Maryland in men's lacrosse and North Carolina in field hockey. Overall, ACC teams were 57-39-1 (.592) in NCAA Tournament play.

The tradition

Consistency. It's the mark of true excellence in any endeavor. However, in today's intercollegiate athletics, competition has become so balanced and so competitive that it is virtually impossible to maintain a high level of consistency. Yet the Atlantic Coast Conference has defied the odds. Now in its 42nd year, the ACC has long enjoyed the reputation as one of the strongest and most competitive intercollegiate conferences in the nation. And that is not mere conjecture—the numbers support.

Since the league's inception in 1953, Atlantic Coast Conference schools have captured 55 NCAA and AIAW championships, including 30 in men's competition and 25 in women's. In addition, 90 men and 22 women have earned the coveted title of NCAA individual champion. The conference had an immediate impact on the national college football scene in the fall of 1953 when the University of Maryland captured the first of what would eventually be four national football titles for the ACC.

The ACC and the Big Eight are the only two Division I conferences to capture three national football titles since 1980. Clemson laid claim to the league's second national title in 1981, Georgia Tech followed suit in 1990 while Florida State pocketed national title number four a year ago.




Maryland is the 1993 NCAA Field Hockey Champion, the 1995 NCAA Women's Lacrosse Champion, and runner-up for the 1995 Men's NCAA Lacrosse Championship. Byrd Stadium hosted almost 80,000 people for the 1995 finals.



TERPERFECT ACC CHAMPIONS 1953, 1955

1953



National champion Maryland and 18th-ranked Duke tied for the ACC's inaugural grid title. The Terps finished the regular season with a perfect 10-0 record, including a 3-0 mark in league play. Maryland, which lost to Oklahoma in the Orange Bowl, 7-0, scored 298 points, the most by a team until 1967, while allowing an ACC record-low 31 points. The Terps led the nation in rushing defense, 83.9 yards allowed per outing, and scoring defense, 3.1 points per game. Terp tackle Stan Jones earned consensus All-America honors while teammate Bernie Faloney was named first team Academic All-America.


Team	CONFERENCE GAMES					ALL GAMES				
	W	L	T	Pts.	Opp.	W	L	T	Pts.	Opp.
Duke	4	0	0	105	27	7	2	1	217	81
Maryland	3	0	0	70	6	10	*1	0	298	38
South Carolina	2	3	0	58	70	7	3	0	198	97
North Carolina	2	3	0	67	99	4	6	0	173	187
Wake Forest	2	3	0	52	75	3	6	1	123	157
Clemson	1	2	0	25	34	3	5	1	139	172
North Carolina State	0	3	0	14	80	1	9	0	80	263
Virginia	—	—	—	—	—	1	8	0	75	242

MARYLAND (3-0, 10-1-0)

20	Missouri	6
52	Wash. & Lee	0
20	Clemson	0
40	Georgia	13
26	N. Carolina	0
30	Miami (Fla.)	0
24	S. Carolina	6
27	George Washington	6
38	Mississippi	0
21	Alabama	0
0	Oklahoma *	7

*Orange Bowl

1955



For the second time in the ACC's first three years, Duke and Maryland tied for the league title with identical 4-0 records. The Terps finished third in both polls while the Blue Devils earned a 16th listing in the UPI poll. The ACC posted a 22-18-1 mark against non-conference opponents. Maryland led the nation in defense against the rush, allowing 83.9 yards per game. Maryland had a 15-game win streak snapped with a 20-6 loss to Oklahoma in the Orange Bowl. Terp center Bob Pellegrini was a consensus All-America.

Team	CONFERENCE GAMES					ALL GAMES				
	W	L	T	Pts.	Opp.	W	L	T	Pts.	Opp.
Maryland	4	0	0	105	26	10	*1	0	217	77
Duke	4	0	0	94	14	7	2	1	196	95
Clemson	3	1	0	79	59	7	3	0	206	144
North Carolina	3	3	0	90	102	3	7	0	117	218
Wake Forest	3	3	1	105	100	5	4	1	131	157
South Carolina	1	5	0	75	176	3	6	0	120	209
North Carolina State	0	2	1	38	71	4	5	1	206	193
Virginia	0	4	0	42	80	1	9	0	96	201

*Lost Orange Bowl game


MARYLAND (4-0, 10-1-0)

13	Missouri	12
7	UCLA	0
20	Baylor	6
28	Wake Forest	7
25	N. Carolina	7
34	Syracuse	13
27	S. Carolina	0
13	L.S.U.	0
25	Clemson	12
19	George Washington	0
6	Oklahoma *	20

*Orange Bowl

TERPERFECTION ACC CHAMPIONS 1974, 1975

1974




Maryland won its first conference championship in 18 years, sweeping past all six of its league opponents. It marked the 10th time in conference history that a team has gone unbeaten in league play. An ACC record three teams earned bowl bids. Maryland lost to Tennessee, 7-3, in the Liberty Bowl. The Terps extended their win streak against ACC foes to 10-in-a-row. Clemson's Bennie Cunningham, North Carolina's Ken Huff and Maryland's Randy White were consensus All-Americans. White, a senior defensive tackle, won both the Outland and Lombardi Trophies.

Team	CONFERENCE GAMES					ALL GAMES					MARYLAND (6-0, 8-4)		
	W	L	T	Pts.	Opp.	W	L	T	Pts.	Opp.			
Maryland	6	0	0	198	35	8	*4	0	316	104	16	Alabama	21
Clemson	4	2	0	130	135	7	4	0	246	250	10	Florida	17
North Carolina	4	2	0	146	115	7	**5	0	364	279	24	North Carolina	12
North Carolina State	4	2	0	145	120	9	2	†1	317	241	31	Syracuse	0
Duke	2	4	0	110	136	6	5	0	201	208	41	Clemson	0
Virginia	1	5	0	61	111	4	7	0	207	239	47	Wake Forest	0
Wake Forest	0	6	0	31	169	1	10	0	74	348	20	N.C. State	10
											17	Penn State	24
											41	Villanova	0
											56	Duke	13
											10	Virginia	0
											3	Tennessee*	7

*Lost Liberty Bowl; **Lost Sun Bowl
†Tied Bluebonnet Bowl

1975




Maryland captured its second consecutive ACC gridiron title by posting a perfect 5-0 league mark and extending its win streak over conference opponents to 15-in-a-row, tying a league mark. For the third straight year, the Terps took part in post-season competition, defeating Florida, 13-0 in the Gator Bowl. Maryland, which led the league in total offense with a 375.2 yards per game average, set an ACC single game total offense mark with 802 yards in a 62-24 victory over Virginia, November 22. Terps' John Schultz was the nation's top kickoff returner with a 31.0 average.

Team	CONFERENCE GAMES					ALL GAMES					MARYLAND (5-0, 9-2-1)		
	W	L	T	Pts.	Opp.	W	L	T	Pts.	Opp.			
Maryland	5	0	0	182	73	9	2	1	312	150	41	Villanova	0
Duke	3	0	2	131	84	4	5	2	197	212	8	Tennessee	26
North Carolina State	2	2	1	131	115	7	**4	1	260	210	34	North Carolina	7
Wake Forest	3	3	0	145	137	3	8	0	221	264	10	Kentucky	10
Clemson	2	3	0	102	141	2	9	0	177	381	24	Syracuse	7
North Carolina	1	4	1	119	159	3	7	1	207	272	37	N.C. State	22
Virginia	0	5	0	98	226	1	10	0	175	428	27	Wake Forest	0
											13	Penn State	15
											21	Cincinnati	19
											22	Clemson	20
											62	Virginia	24
											13	Florida*	0

*Won Gator Bowl; **Lost Peach Bowl

TERPERFECTION ACC CHAMPIONS 1976, 1983

1976



Maryland's powerful Terrapins swept through the regular season undefeated and became only the second team in ACC history to win three consecutive league titles outright. Coach Jerry Claiborne's club ran its conference victory string to a record 20 straight. The Terps appeared in a bowl for the fourth straight year, losing to Southwest Conference champion Houston, 30-21, in the Cotton Bowl. Maryland tackle Joe Campbell and Wake Forest defensive back Bill Armstrong were consensus All-Americans. Maryland's No. 8 ranking in the final AP poll was the first top 10 finish by an ACC team since 1960.

CONFERENCE GAMES

ALL GAMES

MARYLAND (5-0, 11-1)


Team	W	L	T	Pts.	Opp.	W	L	T	Pts.	Opp.
Maryland	5	0	0	111	24	11	*1	0	294	115
North Carolina	4	1	0	144	102	9	**3	0	243	220
Wake Forest	3	3	0	124	118	5	6	0	177	206
Duke	2	3	1	125	145	5	5	1	234	245
North Carolina State	2	3	0	97	98	3	7	1	205	258
†Virginia	1	4	0	40	111	2	9	0	106	266
Clemson	0	4	1	76	123	3	6	2	172	237

31	Richmond	7
24	West Virginia	3
42	Syracuse	28
20	Villanova	9
16	N.C. State	6
17	Wake Forest	15
30	Duke	3
24	Kentucky	14
21	Cincinnati	0
20	Clemson	0
28	Virginia	0
21	Houston*	30

*Lost Cotton Bowl; **Lost Peach Bowl

†Loss to Virginia Tech counted as conference game

1983



Maryland claimed its first ACC title since 1976, finishing undefeated in five league contests while North Carolina was second with a 4-2 mark. Both had identical 8-4 overall records. In bowl action, the Terps dropped a 30-23 decision to Tennessee in the Florida Citrus Bowl while the Tar Heels, in their fifth straight bowl game, lost to Florida State, 28-3, in the Peach Bowl.

CONFERENCE GAMES

ALL GAMES

MARYLAND (5-0, 8-4-0)

Team	W	L	T	Pts.	Opp.	W	L	T	Pts.	Opp.
Maryland	5	0	0	154	71	8	*4	0	316	253
North Carolina	4	2	0	184	117	8	**4	0	337	216
Georgia Tech	3	2	0	147	140	3	8	0	222	313
Duke	3	3	0	150	183	3	8	0	246	350
Virginia	3	3	0	145	150	6	5	0	252	280
North Carolina State	1	5	0	108	159	3	8	0	236	246
Wake Forest	1	5	0	150	218	4	7	0	257	281
†Clemson	—	—	—	—	—	9	1	1	338	200

21	Vanderbilt	14
21	West Virginia	31
13	Pittsburgh	7
23	Virginia	3
34	Syracuse	13
36	Wake Forest	33
38	Duke	3
28	North Carolina	26
23	Auburn	26
27	Clemson	52
29	N.C. State	6
23	Tennessee*	30

*Lost Florida Citrus Bowl; **Lost Peach Bowl

†Not eligible for championship by conference action

TERPERFECTION ACC CHAMPIONS 1984, 1985

1984




Maryland pocketed the championship for the second year in a row and earned their fifth outright crown over the past 11 seasons. The title was not decided until the season's final weekend when the Terps knocked off Virginia, 45-33, for the league crown. Maryland, taking part in its third straight bowl game, defeated Tennessee in the Sun Bowl, 28-27, while Virginia, making its first-ever bowl game appearance, defeated Purdue in the Peach Bowl, 27-24. Maryland, trailing Miami 31-0 at the half, rallied for 42 second half points to beat the Hurricanes, 42-40, setting a record for the greatest comeback in NCAA Division IA football history.

Team	CONFERENCE GAMES					ALL GAMES					MARYLAND (5-0-0, 9-3-0)		
	W	L	T	Pts.	Opp.	W	L	T	Pts.	Opp.			
Maryland	5	0	0	204	102	*9	3	0	380	280	7	Syracuse	23
Virginia	3	1	2	189	108	**8	4	0	337	216	14	Vanderbilt	23
N.Carolina	3	2	1	119	125	5	5	1	234	274	20	West Virginia	17
W.Forest	3	3	0	91	124	6	5	0	205	232	38	Wake Forest	17
Ga.Tech.	2	2	1	114	81	6	4	1	296	201	24	Penn State	25
Duke	1	5	0	67	162	2	9	0	128	301	44	N.C. State	21
N.C.State	1	5	0	97	179	3	8	0	263	311	43	Duke	7
†Clemson						7	4	0	346	215	34	North Carolina	23
											42	Miami (Florida)	40
											41	Clemson	23
											45	Virginia	34
											28	Tennessee*	27

*Won Sun Bowl; **Won Peach Bowl
 †Not eligible for championship by conference action

1985



Maryland made it three championships in a row and six in 12 years, by finishing unbeaten in ACC play. For the fourth straight year and the 11th time in 13 seasons, the Terps took part in post-season play, knocking off Syracuse in the Cherry Bowl, 35-18. Maryland extended its ACC game win streak to 17, with a 33-21 title clinching victory over Virginia on the season's final weekend. A pair of offensive tackles, J.D. Maarleveld of Maryland and Jim Dombrowski of Virginia were tabbed as consensus All-Americans.

Team	CONFERENCE GAMES					ALL GAMES					MARYLAND (6-0, 9-3-0)		
	W	L	T	Pts.	Opp.	W	L	T	Pts.	Opp.			
Maryland	6	0	0	192	92	*9	3	0	326	192	18	Penn State	20
Georgia Tech	5	1	0	136	55	#9	2	1	252	132	31	Boston Collge	13
Clemson	4	3	0	167	122	6	†6	0	244	222	28	West Virginia	0
Virginia	4	3	0	172	150	6	5	0	262	217	0	Michigan	20
North Carolina	3	4	0	129	154	5	6	0	224	223	31	N.C.State	17
Duke	2	5	0	94	174	4	7	0	193	252	26	Wake Forest	3
North Carolina State	2	5	0	121	189	3	8	0	186	305	40	Duke	10
Wake Forest	1	6	0	99	174	4	7	0	212	249	28	North Carolina	10
											22	Miami (Florida)	29
											34	Clemson	31
											33	Virginia	21
											35	Syracuse*	18

*Won Cherry Bowl; #Won All-American Bowl
 †Lost Independence Bowl

Atlantic Coast Sportswriters All-ACC

Player of the Year

- 1953—Bernie Faloney—Back
- 1955—Bob Pellegrini—Center
- 1974—Randy White—Def Tackle

Coach of the Year

- 1953—Jim Tatum
- 1955—Jim Tatum
- 1973—Jerry Claiborne
- 1975—Jerry Claiborne
- 1976—Jerry Claiborne
- 1982—Bobby Ross

Jacobs Blocking Trophy

- 1955—Bob Pellgrini—Center
- 1969—Ralph Sonntag—Guard
- 1982—Dave Pacella—Guard

Brian Piccolo Award

- 1972—Al Neville—Quarterback
- 1974—David Visaggio—Def. Guard
- 1984—J.D. Maarleveld—Off. Tackle
- 1989—Michael Anderson—Running Back

1953—First Team

- Stan Jones—Tackle
 - Jack Bowersox—Guard
 - Bernie Faloney—Back
 - Chester Hanulak—Back
- Second Team**
- Bill Walker—End
 - Bob Morgan—Tackle
 - Ralph Felton—Back

1954—First Team

- Bill Walker—End
 - Dick Bielski, Back
 - Ronnie Waller—Back
- Second Team**
- Bob Pellegrini—Guard
 - John Irvine—Center

1955—First Team

- Mike Sandusky—Tackle
 - Jack Davis—Guard
 - Bob Pellegrini—Center
 - Ed Vereb—Back
- Second Team**
- Bill Walker—End
 - Russell Dennis—End
 - Frank Tamburello—Back

1956—First Team

- Mike Sandusky—Tackle
- Jack Davis—Guard

1957—First Team

- Ed Cooke—End
 - Ron Breedlove—Guard
- Second Team**
- Gene Alderton

1960—First Team

- Gary Collins—End

1961—First Team

- Gary Collins—End
 - Bob Hacker—Center
- Second Team**
- Roger Shoals—Tackle
 - Bill Kirchiro—Tackle

1962—First Team

- Walter Rock—Guard
- Dick Shiner—Back
- Tom Brown—Back

1963—Second Team

- Dick Shiner—Back

1964—First Team

- Jerry Fishman—Guard
- Second Team**
- Olaf Drozdov—Tackle
 - Tom Hickey—Back

1965—Defense

- Bob Sullivan—Back

1966—Defense

- Dick Absher—End

1969—Offense

- Ralph Sonntag—Tackle

1970—Defense

- Guy Roberts—End

1971—Offense

- Dan Bungori—End

1972—Defense

- Paul Vellano—Line
- Bob Smith—Safety

1973—Defense

- Randy White—Tackle
 - Paul Vellano—Guard
 - Bob Smith—Safety
- Offense**
- Louis Carter—Running Back

1974—Defense

- Bob Smith—Safety
 - Harry Walters—Linebacker
 - Randy White—Tackle
- Offense**
- Louis Carter—Tailback
 - Stan Rogers—Tackle
 - Steve Mike-Mayer—Kicker

1975—Defense


- LeRoy Hughes—End
 - Jim Brechbiel—Back
 - Kevin Benson—Linebacker
 - Joe Campbell—Tackle
 - Paul Divito—Guard
- Offense**
- Marion Koprowski—Tackle
 - Specialist
 - Mike Sochko—Kicker

1976—Defense


- Ken Roy—Back
 - Joe Campbell—Tackle
 - Brad Carr—Linebacker
 - Larry Seder—Guard
- Offense**
- Mark Manges—Quarterback
 - Ed Fulton—Guard
 - Tom Schick—Tackle

1977—Defense

- Ted Klaube—Guard



The Covingtons, Al and Keeta, are without peer in the history of the ACC. Each brother won All-ACC first team honors twice; in 1985 each was on the first team.



- 1978—Defense
Bruce Palmer—Guard
Charles Johnson—Tackle
Lloyd Burruss—Back
- 1979—Offense
Larry Stewart—Tackle
Charlie Wysocki—Tailback
- 1980—Defense
Lloyd Burruss—Back
Marlin Van Horn—Guard
Offense
Charlie Wysocki—Tailback
- 1982—Defense
Mark Duda—Tackle
Offense
Dave Pacella—Tackle
Specialist
Jess Atkinson—Kicker
- 1983—Defense
Clarence Baldwin—Back
Pete Koch—Tackle
Eric Wilson—Linebacker
Offense
Ron Solt—Guard
- 1984—Defense
Al Covington—Safety
Bruce Mesner—Guard
Eric Wilson—Linebacker
Offense
Kevin Glover—Center
Greg Hill—Wide Receiver
- 1985—Defense
Al-Covington—Safety
Keeta Covington—Corner
Chuck Faucette—Linebacker
Bruce Mesner—Guard
- 1986—Defense
Keeta Covington—Corner
Chuck Faucette—Linebacker
Bruce Mesner—Guard
- 1987—Defense
Kevin Walker—Linebacker
Offense
Ferrell Edmunds—End
- 1988—Defense
Warren Powers—Tackle
Specialist
Dan Plock—Kicker
- 1989—Defense
Larry Webster—Tackle
- 1990—Offense
Barry Johnson—Split End
- 1992—Offense
Marcus Badgett—Split End
- 1993—Specialist
Scott Milanovich—Punter
- 1994—Offense
Stephen Ingram—Tackle

**All-ACC
Associated Press
First Team**

- 1953—Stan Jones—Tackle
Bernie Faloney—Back
Chester Hanulak—Back
Ralph Felton—Back
 - 1954—Dick Bielski—Back
 - 1955—Bob Pellegrini—Center
Ed Vereb—Back
Mike Sandusky—Tackle
Jack Davis—Guard
Frank Tamburello—Back
 - 1956—Mike Sandusky—Tackle
Jack Davis—Guard
Gene Alderton—Center
 - 1957—Rod Breedlove—Guard
Ed Cooke—End
 - 1958—Rod Breedlove—Guard
 - 1959—Jim Joyce—Back
Tom Gunderman—Guard
 - 1960—Gary Collins—End
 - 1961—Gary Collins—End
Bob Hacker—Center
 - 1962—Dick Shiner—Quarterback
Tom Brown—Halfback
Walter Rock—Guard
 - 1970—Guy Roberts—Def. End
 - 1971—Dan Bungori—End
 - 1972—Paul Vellano—Def. Line
Bob Smith—Def. Back
 - 1973—Paul Vellano—Def. Line
Randy White—Def. Tackle
Louis Carter—Running Back
Bob Smith—Def. Back
- All-ACC
United Press International
First Team**
- 1955—Bill Walker—End
Bob Pellegrini—Center
Ed Vereb—Back
Mike Sandusky—Tackle
 - 1956—Mike Sandusky—Tackle
Jack Davis—Guard
 - 1957—Ed Cooke—End
 - 1958—Ben Scotti—End
 - 1960—Gary Collins—End
 - 1961—Gary Collins—End
 - 1962—Dick Shiner—Quarterback
Walter Rock—Guard
 - 1970—Guy Roberts—Def. End
 - 1971—Dan Bungori—End
 - 1972—Paul Vellano—Def. Line
Bob Smith—Def. Back
 - 1973—Paul Vellano—Def. Line
Randy White—Def. Tackle
Louis Carter—Running Back
Bob Smith—Def. Back



Olaf Drozdov was All-ACC, and wore the hair cut of his day in 1964. His son, Darren, played four years (1988, 1989, 1991, 1992) in the line for the Terrapins and graduated to the Denver Broncos. Darren's haircuts were as well known as his tackles.







ACC All-Academic

- 1954—George Palahunik— Guard
John Irvine— Center
- 1955—Stanley Polyanski— Guard
John Healey— Halfback
- 1956—Mike Sandusky— Tackle
Donald Healey— Tackle
Tom Selep— Fullback
- 1960—Dwayne Fletcher— Halfback
- 1961—Bob Hacker— Center
Dick Novak— Quarterback
- 1963—David Nardo— Guard
- 1967—Chuck Tine— Guard
- 1968—Ralph Friedgen— Guard
- 1970—Pat Burke— Guard
Steve Fromang— Center
Len Santacroce— Center
Jerry Erhard— Wingback
Scott Shank— Fullback
- 1972—Jerry Erhard— End
- 1973—Kim Hoover— Safety
- 1974—Tom Schuck— Guard
Bob Avellini— Quarterback
Rick Jennings— Tailback
Phil Waganheim— Punter
Derick Harris— Tackle
Jim Brechbiel— Defensive Back
- 1975—Kim Hoover— Safety
John Schultz— Wingback
Mike Cielensky— Defensive Back
- 1976—Bob Raba— Tight End
Gene Ochap— Center
Jonathan Claiborne— Safety
- 1977—Kenny Watson— Tackle
Jonathan Claiborne— Safety
Chris Ward— Defensive Back
Ralph Lary— Safety
- 1978—Glenn Chamberlain— Guard
Scott Collins— Tackle
Phil Livingston— Tackle
Dean Richards— Wingback
Joe Baldante— Defensive Back
Ralph Lary— Safety
Joe Muffler— Defensive End
- 1979—Jan Carnici— Wingback
Kyle Lorton— Center
Phil Livingston— Tackle
Ralph Lary— Safety
Jim Shaffer— Defensive End
- 1980—Kyle Lorton— Center
Ralph Lary— Safety

- 1981—Brian Riendenu— Guard
Mike Mueller— Linebacker
- 1982—Joe Aulisi— Defensive End
- 1983—Greg Harraka— Tackle
- 1984—Greg Harraka— Tackle
Frank Reich— Quarterback
Richard Shure— Fullback
- 1985—Dolph Tokarczyk— Tight End
- 1986—Mark Agent— Tackle
Richard Shure— Fullback
John Sorna— Tackle
- 1987—Azizuddin-Abdur-Ra'ooof— Wide Receiver
Bob Arnold— Guard
Ken Oberle— Tackle
Richard Shure— Fullback
John Sorna— Tackle
- 1988—Ken Oberle— Tackle
- 1989—Dean Green— Wide Receiver
- 1990—Barry Johnson— Wide Receiver
Chad Wiestling— Halfback
Rick Fleece— Noseguard
Glenn Page— Linebacker
- 1991—Lubo Zizakovic— Tackle
- 1992—Marcus Badgett— Wide Receiver
Scott Rosen— Safety
- 1993—Russ Weaver— Wide Receiver
- 1994—Russ Weaver— Wide Receiver
Mike Settles— Linebacker
Al Wallace— Defensive End



Jan Caricini was selected All-Academic while leading the Terps in receiving.




Mike Settles and Al Wallace were Academic All-ACC in 1994. A third Terp, Russ Weaver, made the squad going to graduate school.

The Voices of Maryland Radio



Coach Mark Duffner and Johnny Holliday.



Gerry Sandusky



Johnny Holliday Play-by-Play

Johnny Holliday is a man for all Maryland seasons. As he enters his 17th year of play-by-play coverage of the Terrapin football and basketball teams, he has earned the title, "Voice of the Terps."

Besides doing Maryland radio, Holliday hosts the Mark Duffner and Gary Williams coaches shows on television and handles a myriad of speaking duties within the Athletics Department—whether at banquets or alumni groups.

Holliday's list of credits includes morning and afternoon sports reports heard across the nation on ABC Radio. He has also covered the Winter and Summer Olympic games (1984, 1988 and 1992), the Masters Golf Tournament, championships boxing, professional football, and numerous college football bowl games for ABC.

Holliday's announcing career allows him to lay claim to being Washington's most versatile broadcaster and among the best nation-wide. Whether it be in radio, where he was named America's number one disc jockey during his rock'n roll DJ days, to his public address duties with the Cleveland Browns, Oakland Raiders, Golden State Warriors, to his work in Washington television for the Senators and Bullets, Holliday makes a complicated business look easy.

He brings that ease to the Maryland coach's television shows on Home Team Sports, the region's premier sports channel, he is also seen there as host of Redskin General Manager Charley Casserly's show and as host of ACC Sports Sunday. He does special events for HTS that include baseball, tennis, basketball and track and field. Just when there seems to be no end to his ubiquitous appearances on television, Holliday is among the most visible announcers in regional television advertising.

A native of Miami, Fla., Holliday began his broadcasting career in Perry, Georgia, and through the years has worked in three of the nation's prime radio markets—New York City, San Francisco and Washington.

As deep as his broadcasting expertise is, his expertise at raising money for charity might be better. *Washingtonian Magazine* honored him as a Washingtonian of the Year for his many civic activities. His basketball and softball teams, the Radio Wonders, have raised more than a million dollars

for charity. He is involved in Special Olympics, Catholic Charities, Operation Smile, and the Boy Scouts of America. He has served as television host for the Easter Seals, Muscular Dystrophy, March of Dimes, and Leukemia telethons.

Johnny's show business career adds further to a unique resume. He was network announcer for variety shows and was seen on ABC-TV's comedy series, *Good Morning World*. He is seen regularly at the local Harlequin Theater performing lead roles in musical comedies—*Carnival*, *The Music Man*, *Bye Bye Birdie*, and *42nd Street* among them. For the latter show he was nominated for a Helen Hayes Award; he was also nominated for a Hayes Award for his lead role in *Me and My Girl*.

Johnny and his wife Mary Clare are the parents of three daughters. Kellie is a physician along with her husband Steve; they reside in Bel Air, Md. Tracie is a neo-natal nurse at Children's Hospital; her husband Chris is an attorney and they live in Kensington, Md. Moira is a sophomore at Georgetown Visitation Prep School in Washington.

Gerry Sandusky Color Analyst

The choice seems obvious: Take a football player who grew up in a football family, who happens to man the sports desk for the Maryland region's largest NBC affiliate and plug him into describing what's happening on the Maryland field of play.

Gerry Sandusky is in his third year of teaming with the smooth Johnny Holliday to bring in-depth understanding of what the Terrapins are doing against the one of the nation's toughest slate of opponents. Sandusky brought alive the X's and O's, like a coach's son.

John Sandusky is one of professional football's most respected coaches. Gerry grew up watching Dad coach the Baltimore Colts from 1959 to 1972, and he then moved to Miami to join former Colt head coach Don Shula. John has been with the Dolphins ever since and serves as an Assistant Head Coach.

Gerry Sandusky played two years of football and one of basketball for Towson State and graduated in 1983. He went to WBAL-TV in 1988, the sister station to the Terp radio flagship.



Learfield Communications

Learfield Communications was founded in 1972, originally as Missouri Network, Inc., by Clyde Lear and Derry Brownfield. What began as a small farm network, heard over six radio stations, is now a company that provides a wide array of services to hundreds of broadcasters across the country. Besides the sports division, Learfield also does business through four other operating divisions: Farm, News, Satellite and Data.

Learfield Sports is one of the largest sports marketing groups in the country. Besides Maryland, Learfield Sports holds the radio broadcast rights to the University of Missouri, the University of Iowa, Indiana University, Purdue University, the University of Wisconsin, the University of Arizona, the University of Oklahoma and Oklahoma State University. Learfield also holds the television rights to the University of Missouri. Learfield distributes the broadcasts of the University of Illinois, Iowa State University and the University of Kansas.



Maryland Radio Network

Maryland

Aberdeen
WAMD-AM
(970)

Cumberland
WTBO-AM
(1450)

La Plata
WMOM-AM
(1560)

Salisbury
WTGM-AM
(960)

Flagship

Baltimore
WBAL-AM
(1090)

Frederick
WFMD-AM
(930)

Lexington Park
WPTX-TV
(920)

Thurmont
WTHU-AM
(1450)

Elkton
WSER-AM
(1550)

Hagerstown
WARK-AM
(1490)

Ocean City
WETT-AM
(1590)

Westminster
WTTR-AM
(1470)

Pennsylvania

Carlisle
W100-AM
(1000)

Elizabethtown
WPDC-AM
(1600)

Flagship

Washington
WRC-AM
(980)



Television Schedule

Through October 7, Maryland will play in one weekly ACC-Jefferson Pilot televised game vs. North Carolina at noon on September 9 in Byrd Stadium. Weekly games after October 7 will be selected by Jefferson Pilot 12 days in advance.

Maryland meets Georgia Tech in Atlanta on an ESPN Thursday night game on Sept. 28.



The first commercially televised game

The first regularly scheduled, commercially televised production as we know it today came 54 years ago on October 5, 1940, when coaches Jack Faber and Al Heagy took their Black and Gold to Philadelphia to play Pennsylvania at Franklin Field. At that game were two TV cameras with telescopic lenses and a set of announcers (no, Johnny Holliday was not there). The signal was first fed through a production unit that selected the best action to be transmitted eventually to sets in Philadelphia and as far away as Reading.

The first couch potatoes were journalists at the Warwick Hotel, engineers from Philco, Inc., and viewers in many parts of the city who had television sets that were able to receive programming from station W3XE (in later years NBC outlet WPTZ-TV and KYW-TV). The game was the opener for both teams and was part of a golden era in Eastern football when teams like Pennsylvania led the nation in attendance.

The televised game most noted by historians as being first was an encounter between Fordham and Waynesburg (Pa.) at New York's Randall's Island in 1939. Compared to the 1940 production it was rudimentary, a one-shot experiment that ended with that game. Philco ran Pennsylvania games on television for 12 years following the debut game.

The end of the series came in 1953 when the NCAA sued Notre Dame and Pennsylvania, who had their own networks, for the exclusive rights to do all college game. Years later, the NCAA lost a lawsuit to Georgia and Oklahoma, who won the right to contract their own rights fees to television.

Working in the Pennsylvania athletic department during the Philco years was Castleman D. Chesley. Later he would become the genius behind televising Atlantic Coast Conference basketball, helping the league to dominate in televising its games before others thought of catching up.

Jefferson Pilot's ACC Voices

Jack Corrigan Play-By-Play

All-ivy split end Corrigan, who roamed the playing fields above Lake Cayuga with Ed Marinaro as a Cornell undergraduate, will serve as play-by-play announcer in 1995 after seven years as ACC football color commentator. He has been the television play-by-play voice of the Cleveland Indians for over a decade. Somehow Corrigan finds time in his autumn schedule to help with the coaching of Cleveland high school powerhouse St. Ignatius. The Big Red graduate has also served on his alma mater's Board of Athletic Overseers.

Rick Walker Color Commentator

Rick Walker is in his first year of serving as color commentator on the J-P telecasts. He has been an ESPN commentator for both Arena football and college football since 1993. Walker also hosts a drive-time sports radio show on WTEM in Washington. He has lived in the Washington area since joining the Redskins as a player in 1980. An original member of the famous "Hogs," he started for two Super Bowl in Washington.

Mike Hogewood Sideline Reporter

Hogewood, who is Sports Director of WFMY-TV in Greensboro, N.C., begins his seventh consecutive season as sideline reporter on the ACC Football Network. He also will be in his fourth season of hosting "ACC Football Today," the 30 minute show which precedes each game telecast. Hogewood at one time was the voice of the Birmingham Stallions of the USFL, and the New Orleans Breakers.

Primary Media Outlets

Washington Post
 David Nakamura
 Sports
 1150 15th St., NW
 Washington, D.C. 20071
 (202) 334-7350
 (202) 334-7685 (FAX)
 Sports Editor:
 George Solomon
 Columnists:
 Mike Wilbon
 Ken Denlinger
 Tony Kornheiser

Baltimore Sun
 Paul McMullen
 Sports
 Calvert & Centre Sts
 Baltimore, MD 21203
 (410) 332-6200
 (410) 783-2518 (FAX)
 Sports Editor:
 Jack Gibbons
 Columnists:
 John Eisenberg
 Ken Rosenthal

The Washington Times
 Kevin Seifert
 Sports
 3600 New York Ave., NE
 Washington, D.C. 20002
 (202) 636-3269
 (202) 529-7869 (FAX)
 Sports Editor:
 Gary Hopkins
 Columnists:
 Tom Knott
 Dan Daly
 Dick Heller

Terrapin Times
 Keith Cavanaugh
 P.O. Box 34405
 Bethesda, MD 20827
 (301) 656-8258
 (301) 656-8257 (FAX)

Prince George's Journal
 Mark Stewart
 Sports
 9426 Annapolis Road
 Lanham, MD 20706
 (301) 731-8303
 (301) 731-8363 (FAX)
 Sports Editor:
 Mark Stewart
 Columnists:
 Greg Bryce
 Ben Lumpkin

Montgomery Journal
 Dan Shepherd
 Sports
 2 Research Ct.
 Rockville, MD 20850
 (301) 670-1427
 (301) 670-1421 (FAX)
 Sports Editor:
 Dave Shepherd

Annapolis Capital
 Bill Wagner
 Sports
 2000 Capitol Drive
 Annapolis, MD 21404
 (410) 263-8576
 (410) 280-5953 (FAX)
 Sports Editor:
 Joe Gross

Cumbelnd Times
 Mike Burke
 19 Mechanic St.
 Cumberland, MD 21502

(301) 722-4600
 (301) 722-4870 (FAX)
 Sports Editor:
 Mike Burke

Easton Star-Democrat
 Bill Haufe
 1 Airport Drive
 Easton, MD 21601
 (410) 820-6510
 (410) 820-6519 (FAX)
 Sports Editor:
 Bill Haufe

Frederick News Post
 Stan Goldberg
 Sports
 200 E. Patrick St.
 Frederick, MD 21701
 (301) 662-1177
 (301) 662-8299 (FAX)
 Sports Editor:
 Stan Goldberg

Hagerstown Morning Herald
 Bob Parasiliti
 100 Summit Ave.
 Hagerstown, MD 21740
 (301) 733-5131
 (301) 714-0245 (FAX)
 Sports Editor:
 Bill Callen

Hagerstown Daily Mail
 Larry Yanos
 100 Summit Ave.
 Hagerstown, MD 21740
 (301) 731-5131
 (301) 714-0245 (FAX)
 Sports Editor:
 Larry Yanos

Salisbury Times
 Rick Cullen
 P.O. Box 1937
 Salisbury, MD 21601
 (410) 749-7171
 (410) 749-7290 (FAX)
 Sports Editor:
 Rick Cullen

National Media

Associated Press
 Dave Ginsburg
 Sports
 222 St. Paul Place
 Baltimore, MD 21202
 (410) 539-3524
 (410) 727-1550 (FAX)

USA Today
 Sports
 P.O. Box 500
 Washington, D.C. 20044
 (703) 276-3714
 (703) 558-3813 (FAX)

Student Media

The Diamondback
 Sports
 3136 South Campus Dining Hall
 University of Maryland
 College Park, MD 20742
 (301) 314-8200
 (301) 314-8358 (FAX)
 Sports Editor:
 Dave Murray
 Jon Solomon

WMUC Radio
 Sports
 WMUC Radio
 3130 South Campus Dining Hall
 P.O. Box 99
 College Park, MD 20742
 (301) 314-7866
 (301) 314-7859 (FAX)
 Sports Director:
 Joel D. Smith, Kelly Pyne

Radio Outlets

WBAL - Sports
 Josh Lewin
 3800 Hooper Ave
 Baltimore, MD 21211
 (410) 338-6592
 (410) 338-6694 (FAX)

WCBM - Sports
 Stan Charles
 68 Radio Plaza
 Owings Mills, MD 21117
 (410) 356-3003

WFMD - Sports
 Ron Kitzmiller
 P.O. Box 151
 Frederick, MD 21701
 (301) 948-8521
 (301) 663-5494 (FAX)

WMAL - Sports
 Tim Brant/Ken Beatrice
 4400 Jenifer St.
 Washington, D.C. 20015
 (202) 895-2367
 (202) 537-0009 (FAX)

WTEM - Sports
 Andy Pollin
 11300 Rockville Pike
 Rockville, MD, 20852
 (301) 770-5700
 (301) 881-8025 (FAX)

WTOP-Sports
 Dave Johnson
 4646 40th St.
 Washington, D.C. 20015
 (202) 895-5060
 (202) 895-5149 (FAX)

WYST - Sports
 Bob Green
 111 Park Avenue
 The Penthouse
 Baltimore, MD 21201
 (410) 523-6900
 (401) 669-2127 (FAX)

Television Outlets

WBAL - TV
 Gerry Sandusky/Mark Viviano
 3800 Hooper Avenue
 Baltimore, MD 21212
 (410) 338-1750
 (410) 338-6526 (FAX)

WBFF - Fox 45
 Bruce Cunningham/Steve Davis
 3500 Parkdale Avenue
 Baltimore, MD 21211
 (410) 467-5595
 (410) 467-5093 (FAX)

WHAG - TV Sports
 Ted Alexander
 13 E. Washington St.
 Hagerstown, MD 21740
 (301) 797-4400
 (301) 745-4093 (FAX)

WJLA - TV Sports
 Rene Knott/Chris McKendry
 3007 Tilden St., NW
 Washington, D.C. 20008
 (202) 364-7726
 (202) 362-1124 (FAX)

WJZ- TV Sports
 John Buren/Chris Ely
 Television Hill
 Baltimore, MD 21211
 (410) 578-7522
 (410) 578-0642 (FAX)

WMAR - TV Sports
 Scott Garceau/Keith Mills
 6400 York
 Baltimore, MD 21212
 (410) 377-7558
 (410) 377-0493 (FAX)

WMDT - TV Sports
 Derek Venkus
 P.O. Box 4009
 Salisbury, MD 21803
 (410) 742-4747
 (410) 742-5767 (FAX)

WRC - TV Sports
 George Michael/Wally Bruckner
 4001 Nebraska Ave., NW
 Washington, D.C. 20016
 (202) 885-4451
 (202) 885-4002 (FAX)

WTTG - Sports
 Steve Buckhantz/Chick Hernandez
 5151 Wisconsin Avenue
 Washington, D.C. 20016
 (202) 895-3026
 (202) 895-3133 (FAX)

WUSA - TV Sports
 Warner Wolf/Frank Herzog
 4100 Wisconsin Ave., NW
 Washington, D.C. 20008
 (202) 895-5600
 (202) 363-6472 (FAX)

Newschannel 8
 Mark Lima/Michael Kim
 7600-D Boston Blvd.
 Springfield, VA 22153
 (703) 912-5395
 (703) 912-5329 (FAX)

Montgomery Cable 21
 TBA
 7548 Standish Pl.
 Rockville, MD 20855
 (301) 294-2121
 (301) 294-7476 (FAX)

Learfield Maryland Radio Network

Play-by-Play Announcer
 Johnny Holliday
 Sports Anchor
 ABC Radio
 1717 Desales St., NW
 Washington, DC 20036
 (202) 222-7600
 (202) 222-7682 (FAX)

Football Analyst
 Gerry Sandusky
 WBAL - TV Channel 11 Balt
 3800 Hooper Avenue
 Baltimore, MD 21212
 (410) 338-1750
 (410) 338-6256 (FAX)



Picture a university so comprehensive that it offers degrees in 98 disciplines, so technologically advanced that it manages specially designed research facilities not found on any other campus in the country, and boasts a telecommunications system which serves as a model for universities worldwide. And, at the same time, it is a university concerned enough to include special housing matched to student interests, and to ensure that half of all undergraduate classes have fewer than 30 students.

That's a snapshot of the University of Maryland at College Park, the flagship institution of Maryland's system of higher education.

Academic Stature

One of only 30 public research universities in the prestigious 58-member Association of American Universities; among fewer than 10 percent of universities invited to join Phi Beta Kappa.

Baccalaureate Choices: Degrees offered in 98 disciplines; pre-professional programs in dental hygiene, dentistry, law, medical technology, medicine, nursing, optometry, osteopathic medicine, pharmacy, physical therapy and pediatric medicine.

Dramatic Moments: Find them in the 1,350 seat Tawes Theater, the stage for major theatrical productions and special events.

Faculty Facts: Full-time, 1,998; part-time 544; student/faculty ratio, 14/1.

Getting There: The MARC train offers public transportation from College Park to Baltimore's Camden Station, next to Orioles Park at Camden Yards and near the Inner Harbor. The highly efficient Metro system puts the Suburban Maryland, District of Columbia and Northern Virginia areas a rapid transit system ride away from College Park.

Ideas: More than 100 active patent disclosures by university inventors are managed by the Office of Technology Liaison.

Journalist's Pick: The College of Journalism was selected as one of two sites in the U.S. for the

Hubert H. Humphrey Fellowship Program, and named one of the nations' top communications programs by the Gannett Center for Media Studies.

Library Holdings: Largest academic research library system in Washington metropolitan area. There are 2.8 million volumes in libraries and 4.6 million items on microfilm.

Nationally Noted: A dozen academic departments and programs at College Park are placed in top 10 among U.S. public universities by the National Academy of Sciences.



Neighbors: Campus neighbors include the Library of Congress, the Smithsonian Institutions, the National Institutes of Health, the National Aeronautics and Space Administration (NASA), the National Science Foundation and the U.S. Department of Agriculture's Agricultural Research Center. On campus is National Archives II.

On the Drawing Board: \$36 million campus recreation center and \$100 million Center for Performing Arts will soon enhance the campus.

U.S. News and World Report Finds: The


Department of Computer Science ranks 12th in the nation, beating three Ivy League schools, and the Department of Physics is 13th best, ahead of UCLA and Pennsylvania among others. The College of Business and Management is considered 14th in student selectivity.

Value Added: College Park is included in the Guide to 101 of the Best Values in Colleges and Universities, published annually by the Center for College Enrollment Studies.



TERPARADISE—A HISTORY

Just after the American Revolution, the state of Maryland established its first two colleges at Chestertown and Annapolis. By the 1850s, at least 30 little colleges had sprung up over the state, many with state support, but many of them disappearing within a few years. Then in 1859 a different kind of institution appeared at College Park—the Maryland Agricultural College—the third such college in the world, created mainly for farmers' sons. The college was established by Charles Benedict Calvert, a wealthy planter from nearby Riversdale—now Riverdale—and later a congressman. Calvert built a handsome Gothic dormitory-classroom structure located in a grove of trees near the present Morrill Hall, and he divided the land down the Baltimore-Washington Turnpike into small plots where each of the 50-or-so students experimented with a different crop. After the Civil War the institution became a land-grant college, with small appropriations from Washington. The little college began to grow about 1900 when agricultural experiments began to bring prosperity to Maryland, and when the college expanded its offerings into engineering, business and the liberal arts. In 1912 the old Gothic building burned, and the state provided modern structures. Women were admitted to the campus, and graduate work began. In 1920 the college combined with the long established professional schools of Baltimore and changed its name to the University of Maryland. Growth accelerated after 1935 when the politically astute football coach, H.C. "Curley" Byrd, became president, added scores of new programs, and won national football championships. In the 1950s and 1960s President Wilson H. Elkins maintained the rapid growth, and College Park became one of the largest campuses in the nation. President Elkins, a Rhodes Scholar, transformed the institution's public image to one of high academic integrity. In the 1970s and 1980s the University's graduate and research programs flourished. In 1988 the General Assembly of Maryland combined six state colleges with the five campuses of the University of Maryland, and specifically charged College Park with the role of leadership in the revamped system.



TERPRESIDENT, WILLIAM E. KIRWAN



After 25 years of service as a professor and administrator at the university, Dr. William English Kirwan was appointed president of the University of Maryland at College Park on February 1, 1989. He served as acting president of the university from August 1, 1988, until the time of his appointment as president.

During his tenure as president of the university, Dr. Kirwan has played a pivotal role in all of the university's most significant initiatives, including an increased emphasis on undergraduate education; selective enhancement of academic programs; recruitment and retention of distinguished faculty; achievement of diversity of goals for underrepresented minorities; and a capital campaign in excess of \$200 million. He was recently elected to the Presidents Commission of the National Collegiate Athletic Association (NCAA).

Dr. Kirwan is known for his ability to see beyond the institution's day-to-day problems and for his talent as a consensus builder among the large and diverse campus community. Under his leadership, the university undertook a major restructuring of its academic organization, going from a divisional system to a more traditional system of colleges and schools. Subsequently, when the state's economic decline forced a reduction of this university's budget, he oversaw the streamlining of the university's academic offerings through the elimination of a college and 32 degree programs.

Dr. Kirwan is a member of numerous honorary and professional societies, including Phi Beta Kappa, the American Mathematical Society, and the Mathematical Association of America. He is the co-editor of *Advances in Complex Analysis* and the author of many published articles on mathematical research. He served as an editor of the *Proceedings of the American Mathematical Society* from 1977 to 1985. Dr. Kirwan chaired the *Mathematical Sciences in the Year 2000 Committee*, a task force created by the National Research Council (NRC) to improve mathematics education at the nation's colleges and universities during

the next decade, and he currently serves on the NRC's Committee on Undergraduate Science Education.

Dr. Kirwan is a member of numerous boards, including the Boards of Directors of the American Association of Colleges and Universities, the Council for International Exchange of Scholars (the Fulbright Program), the World Trade Center Institute, the Baltimore Council of Foreign Affairs, and the Greater Washington Board of Trade. He was recently elected to the Board of Directors of the National Association of State and Land-Grant Colleges (NASULGC) and is also Chair-Elect of NASULGC'S Commission on Oceans and Atmosphere. In addition, Dr. Kirwan serves on the American Council on Education's Commission on Women in Higher Education and chairs the Prince George's County Board of Education's Citizens Advisory Committee.

Because of his contributions to higher education, he was named Officer in the Order of King Leopold II by the Belgian government and elected to the University of Kentucky Hall of Distinguished Alumni.

Dr. Kirwan joined the university in 1964 as an assistant professor of mathematics. He rose through the faculty ranks as associate professor (1968-72), professor (1972-present), and the chair of the Department of Mathematics (1977-81).

In 1981, he was appointed vice chancellor for academic affairs, College Park's chief academic post. As Vice Chancellor, Dr. Kirwan raised admission standards, increased the number of merit scholarships, and graduate fellowships, and established an academic planning process.

Noted for his enormous energy and long work days, Dr. Kirwan still finds time regularly to teach an undergraduate class. Whenever possible, he schedules time to enjoy classical music concerts and tries to find an hour or two each week to escape to a convenient tennis court where he is known as a very competitive tennis player.

Dr. Kirwan is married to Patricia Harper of Lexington, Kentucky. They have two children: a son, William E. Kirwan III, a Washington architect who earned his baccalaureate and master's degrees from the university, and a daughter, Ann Elizabeth, who also graduated from the College Park campus with a degree in journalism.

University Administration

Dr. William E. Kirwan
President

Dr. Marie Davidson
Executive Assistant to the President

Dr. Daniel Fallon
Vice Chancellor for Academic Affairs

Dr. Charles F. Sturtz
Vice President for Academic Affairs

Leonard Raley
Vice President for Institutional Advancement

Dr. William L. Thomas, Jr.
Vice President For Student Affairs

System Administration

Dr. Donald Langenburg
Chancellor

Dr. George L. Marx
Vice Chancellor for Academic Affairs

John K. Martin
Vice Chancellor for Advancement

Board of Regents, University of Maryland System

Margaret Alton
Baltimore County

Mary Arabian
Baltimore City

Richard O. Berndt
Baltimore City

Roger Blunt
Montgomery County

Benjamin L. Brown
Baltimore City

Earle Palmer Brown
Montgomery County

Nathan A. Chapman, Jr.
Baltimore City

Charles W. Cole, Jr.
Baltimore County

Frank A. Gunther, Jr.
Baltimore City

Ann Hull
Prince George's County

George V. McGowen
Queen Anne's County

Lewis R. Riley
Anne Arundel County

Constance M. Unsel
Baltimore County



TERPROMINENT, ATHLETIC DIRECTOR

Deborah A. Yow: She Knows About Getting Things Done

Deborah A. Yow, whose tenure as Athletic Director at St. Louis University was marked by extraordinary academic and competitive achievement, was named to direct the athletic program at the University of Maryland by President William E. Kirwan on August 15, 1994.

Yow's energetic presence at Maryland produced a dynamic first year. Her effective reorganization of the budget process allowed a departmental deficit to be slashed dramatically. For the first time in 11 years, the athletics department budget finished in the black. She also reorganized development and marketing departments, giving Maryland a financial outreach program with which to accomplish its goals. An accentuation of academics insures continued improvement in graduation rates and academics.

Yow oversees a massive refurbishment program of facilities. Byrd Stadium's current \$20 million in construction is just one of many projects that are taking place, or which are planned, at Maryland.

Along with the administrative successes have come competitive successes. The most fans in school history watched the men's basketball team again reach the Final 16 of the NCAA Tournament, men's soccer qualify for its first NCAA appearance in eight years, and men's and women's lacrosse qualify for the NCAA semi-finals in each sport, with the women winning the national championship.

Yow's experience allowed her to step-in at Maryland at the busiest time of the year—just when the 24-sport program and school year were getting underway. She knew about getting things done. At St. Louis, she led the effort which enabled the university to achieve a 92% graduation rate for student athletes. She increased significantly the marketing, promotion and corporate sponsorship of St. Louis's athletic program. In her last year, the Billikens ranked second only to national champion Arkansas among all NCAA schools in percentage increase of men's basketball attendance.

Prior to becoming an athletic director, the indomitable Yow had a highly successful career as basketball coach. She is the first coach in NCAA history to lead previously unranked teams at three different NCAA Division I schools to top 20 rankings. She coached at the University of Kentucky, Oral Roberts University, and the University of Florida.

Yow served as a member of the NCAA Council, the primary governance body for the NCAA, and the Division I Steering Committee. She also served as a member of the Executive Committee of the National Association of Collegiate Directors of Athletics.

Yow began her administrative career in 1985 when she moved from basketball coach to assistant director of the University of Florida Gator Boosters, Inc. From 1987 to 1990 she served as associate director of athletics at the University of North Carolina, Greensboro, before going to St. Louis.

Her collegiate basketball career began at Elon College. She coached at Burlington and Eastern Guilford high schools in North Carolina before being appointed at Kentucky as head coach in 1976.

Yow, 44, is the first woman athletic director in the Atlantic Coast Conference, and one of only 12 in the NCAA Division I category. She is married to Dr. William W. Bowden, III.



Assistant A.D. for Internal Operations

Jamie Pollard oversees the budgetary and administrative operations of the athletic department as a Certified Public Accountant. A graduate of the University of Wisconsin—Oskosh in 1987, he went to work for Arthur

Andersen & Co. in Milwaukee as a staff accountant upon graduation. In 1989, he was appointed Associate Director of Athletics for Business and Finance at St. Louis University where he not only oversaw finances, but directly supervised six intercollegiate sports. He assumed his present position at Maryland in September of 1994. Pollard is an outstanding distance runner, having earned NCAA All-American status in college. He is a highly effective budget and fiscal accountability specialist, and serves as chief financial officer. Jamie and his wife Ellen reside in Greenbelt.

Previous Athletic Directors

1920-1938	Dr. Harold Clifton Byrd
1938-1942	Col. Geary Eppley
1942-1943	Clark Shaughnessy
1943-1947	Dr. Clarence Spears
1947-1948	Col. Geary Eppley
1948-1949	Walter Driskell
1949-1956	James Tatum
1956-1969	William Cobey
1969-1978	James Kehoe
1981-1986	Richard Dull
1987-1990	Lew Perkins
1990-1994	Andy Geiger



Senior Associate Athletic Director

Dr. Suzanne Tyler has served Maryland athletics as championship coach and administrator. She won NCAA championships in field hockey and lacrosse as head coach before being appointed an assistant athletic director in 1988. She was

appointed Senior Associate Director in 1992. Her principal duties include departmental compliance and overseeing a variety of varsity sports. She is also a member of the NCAA Volleyball Committee. Tyler is a magna cum laude graduate of Northeastern University, receiving her Master's degree from Penn State and doctorate from Maryland in sports psychology. Sue is married to Dennis Casey and they have two children, Andrew and Alexis. The family lives in Silver Spring.



Assistant A.D. for Marketing and Promotions

R.D. Helt was appointed in March of 1995 as Assistant Athletic Director after serving as football administrator for Coach Mark Duffner in 1994. He performed marketing and promotions duties at both Ohio State and Kent State after graduating

from Missouri Western State in 1985. Helt from 1988 to 1994 was the Recruiting Coordinator in football at the University of Kansas, playing a role in the emergence of the Jayhawks. At Ohio State, where he earned his Master's degree in Sports Administration, Helt was responsible for the marketing of women's basketball. He was Assistant Director of Marketing at Kent State where he worked with football and basketball. R.D. and his wife, Nikki, have one child, Christopher, and live in Ellicott City.



Assistant A.D. for Advancement

Charles J. (C.J.) Kupec arrived in College Park in May with impressive intercollegiate participant experience: Michigan basketball All-America and a member of a Wolverine Big Ten championship football team, and an NBA player who also com-

peted in the Italian and Swiss professional leagues. For the past four years he was Assistant Director for Development at Illinois State, and major gift prospect officer for ISU, supervising athletic development, major gift giving, tickets, marketing, and promotions. At Maryland he will oversee all aspects of athletics development, including the annual fund (Terrapin Club), the letterwinners club (M-Club), and major gifts. For the last four years he was Assistant Director for Development at Illinois State, and Major Gift Prospect Officer for ISU. A 1975 graduate of Michigan, he earned his bachelor's degree in general studies with a communications-literature concentration. He was a Fielding H. Yost Honor Award winner, twice captain of the basketball team and Academic all-Big 10 in football. He and his wife Vicki have two children, Christopher and Allison.



Assistant A.D. Associate Athletic Director

Danita DeHaney and the Maryland colors go well together—her involvement with College Park athletics goes back almost two decades. DeHaney presently assists the athletic director in the overall administration of the athletic department, including staff

development and outcomes assessment. As part of that development, she directs a department-wide continuous quality improvement program. She also assists in the solicitation of gifts for women's athletics and non-revenue sports, coordinating her efforts through the Athletic Advancement office. In addition, she serves as the department equity officer. A cheerleader as a College Park undergraduate, she was elected captain in her senior year. Her Bachelor's degree from the College of Business and Management was earned in 1981, with a concentration in personnel development. For 11 years prior to her Maryland appointment in June, 1995, she worked for Learning International of Greenbelt, Md., as a senior executive, selling, designing, developing and implementing custom training systems for major corporations. Since 1991, she has served on the boards of both the Terrapin Club and MEF.



Assistant A.D. for Student Services

Dr. Javaune Adams-Gaston oversees the Academic Support Unit and the Athletic Medicine support staff. Adams-Gaston, a clinical psychologist, came to Maryland in 1985 as part of the University's counseling center, and in 1988 she was appointed to direct athletic student counseling, a



part of academic support. In 1992 she was appointed an assistant athletic director with her present expanded duties. In 1994-1995, she served as chair of the College Park campus women's commission. A 1978 graduate of the University of Dubuque with a B.S. in biology, she earned her Master's degree in clinical psychology from Loras College in 1980 and her Ph.D. in Counseling Psychology from Iowa State in 1983. Javaune and her husband Dimitri have three children, and they live in Silver Spring.



Assistant A.D. for Varsity Sports

Gothard Lane's time at Maryland includes roles as coach and administrator over three decades. He presently oversees 16 varsity sports and coordinates championship events on campus. His leadership accounted for the largest crowds. He served as the director of the men's NCAA

Lacrosse Championship in 1994 and 1995, which attracted the largest crowds in the history of the event. In recent years Maryland has hosted NCAA championships in men's basketball, women's volleyball, wrestling and men's and women's lacrosse. Lane is a graduate of Randolph Macon College where he played football. He was an assistant coach at Tulane and Virginia Tech before becoming an assistant at Maryland in 1973. He was named Assistant Athletic Director for Non-Revenue Sports in 1982. Lane and his wife Mary Lou live in Chesapeake Beach.



Sports Medicine

Sandra P. Worth, Head Athletic Trainer

Sandy Worth begins her fourth year as the University's of Maryland's Head Athletic Trainer. She was elevated to the position on July 1, 1992. Worth has been a member of the athletic training staff at Maryland since 1973.

As head trainer, Worth directly supervises the athletic training of the football team. She directs the operation of Maryland's state-of-the-art training room in the Football Team Complex which was constructed in 1992.

Department-wide, Worth supervises and schedules a staff of five full-time assistants and a staff of student trainers, organizing the training responsibilities for each of Maryland's 24 intercollegiate sport programs.

Worth served as associate athletic trainer before her appointment to head trainer. As associate trainer, she managed the main training room in Cole Field House. She was responsible for 14 teams which included the nationally competitive women's basketball, lacrosse and field hockey teams, along with the wrestling and men's and women's swimming and diving teams. Worth also supervised the instruction of the student trainers working with the various athletic teams. She was the trainer for three national championship women's lacrosse teams and one field hockey national championship team. In addition, she was the trainer for the women's basketball team when it won eight ACC titles.

Worth was the head trainer for the 1989 and 1993 U.S. Women's Lacrosse team which both won World Cup



Jim Weir, Kevin McLaughlin and Sandra P. Worth

Championships. In 1993, she accompanied the team to Scotland.

Worth received her B.S. in physical education from Maryland in 1973. She is a native of Timonium, Md., where she attended Dulaney High School.

Jim Weir, Assistant Athletic Trainer

Jim Weir begins his 25th year as an assistant trainer at the University of Maryland. He will assist Head Trainer Sandy Worth with football again this season, continuing a string of football years served to a quarter century.

Weir is involved in all aspects of the athletic training and injury rehabilitation efforts for the football program.

A Michigan native, Weir attended Olivet College before enlisting in the United States Navy in 1960. He served 10 years in the Navy as a hospital corpsman 2nd Class. Weir graduated from the Navy Physical Therapy Technical School. He worked as an assistant athletic trainer at the U.S. Naval Academy before coming to Maryland.

Weir worked with a

number of championship sports during his tenure at Maryland. He worked with nine football bowl championship teams including the 1975 Gator, the 1977 Hall of Fame, 1984 Sun and 1985 Cherry Bowls winners. In addition, he was the trainer for the 1973 and 1975 NCAA Men's Lacrosse Championship teams and four ACC championship wrestling teams during the early 1970s. He has enjoyed three different stints working with the wrestling teams for a total of 14 years.

He and his wife Merlene have three children: James, Robert and Christina.

Kevin McLaughlin, Assistant Athletic Trainer

Kevin McLaughlin begins his third year as a member of the University of Maryland Athletic Staff. McLaughlin assists with the year around football training duties and concentrates on working with the nationally ranked women's basketball team during the winter months.

McLaughlin came to Maryland from Loyola

College in Baltimore where he worked from 1990 to 1993. While there, he was trainer for the women's soccer, women's basketball and nationally ranked women's lacrosse teams. He also worked closely with Loyola's club and intramural teams.

He attended Towson State University where he earned his bachelor's degree in general studies in 1989. He went on to earn his Master's degree in education from the University of Virginia in 1990.

While at Towson, McLaughlin was a student trainer from 1985 to 1989. He gained extensive athletic training experience as he worked with Tigers' football, basketball and baseball teams.

While at Virginia, McLaughlin served as a graduate assistant athletic trainer at Longwood College while earning his master's degree. While there he supervised ten student trainers and the daily operations of the 14 sport training room.

McLaughlin is a native of Long Island, N.Y.



Dr. Stan Lavine, Team Physician
Dr. Stan Lavine, head orthopedic surgeon for Maryland's 24 intercollegiate athletic teams, has roots that grow deep into Maryland's red clay. He first served the Terps as a football letterman in 1948 and 1949 and since has served the Terps as team physician.

A native of Pittsburgh where he attended Schenley High School, Dr. Lavine matriculated at Maryland to prepare for his medical career. he played football initially for Clark Shaughnesy, one of football's great innovators. By the time of his 1950 graduation, he had led Maryland to, under then Head Coach Jim Tatum, a 9-1 season and a 20-7 victory over Missouri in the Gator Bowl as the team's quarterback. Following his graduation from the University's Medical School, he interned at hospitals in Philadelphia and Cleveland, served two years in the Air Force, and then began his orthopedic medical practice and work with Maryland's athletic teams.

Dr. Lavine attended all home football and basketball games and some road games and is on call at all times for the University's 23 sports teams. His professional reputation is national in scope and many prominent athletes regularly seek his treatment. He was the team physician for the Washington Redskins (1975-85), and was there for two Super Bowls. He was the team physician for the Washington Bullets when they won the NBA Championship in 1978.



Dr. Dave Linehan, Team Physician
 Working with Dr. Lavine is another highly regarded orthopedic surgeon. Linehan worked at the University's Student Health Center before deciding to go into orthopedic surgery. He has been associated with the University's athletic teams since 1973.



Dr. Sacred Bodison, Dr. Steve Fahey—University Health Center
 Supporting the team physicians on a daily basis are Head Trainer Sandra Worth and Drs. Sacred Bodison and Steve Fahey of the University's Health Center. Dr. Bodison is Clinical Director and Director of Sports Medicine. She, along with Fahey, take care of the daily medical problems that might occur in all sports. Diagnosis and treatment are overseen at the training rooms and at the Health Center. If necessary, they refer student-athletes to specialists through Sandy Worth.



The Equipment Staff

Ron Ohringer begins his eighth year as the Terps' Head Equipment Manager. Ohringer oversees the ordering, inventory, maintenance and distribution of all athletic equipment for the university's 23 intercollegiate sport programs. While managing the overall equipment operation for the entire department, Ohringer concentrates on football on a day-to-day-basis.

A native of Bethesda, Md., Ohringer attended the University of Maryland. He received his bachelor's degree in journalism and public relations. While he was a student, he served as a football team student manager, and was selected as the head student manager during his senior year.

He worked as a public relations assistant with both the Washington Redskins and Philadelphia Eagles of the National Football League, in addition to working for the Arena Football League and the minor league Alexandria Baseball Dukes.

Ohringer was married on November 28, 1992 to Amy Brennan. The couple resides in Burtonsville, Md.

Ohringer manages a staff of one full-time and


two part time assistants. *John Bowie* is in his second year as full-time assistant while *Pat Gallagher* is a part-time assistants.

Bowie is in his fifth year with the program. Bowie's main responsibilities surround the nationally ranked men's basketball team. He also assists with football and works with women's basketball, volleyball, wrestling, and men's and women's swimming teams. He is a 1976 graduate of Bowie State University. Bowie is married to the former Marsha Silver. The couple has two boys: Darrin and Adrian.

Pat Gallagher, a 1994 Maryland graduate, is in his second year on the equipment staff. In addition to working with football, he manages the equipment room in the varsity sports team house. He duties include the sports of baseball, men's and women's soccer, men's and women's track and field and field hockey. While he was a student, Gallagher was a team manager for the football team and the head manager during his junior and senior years. He received his bachelor's degree in government and politics.



Pat Gallagher, John Bowie, Ron Ohringer



Grounds Staff

Keeping Maryland's seven intercollegiate athletic fields playable is the responsibility of the grounds crew. William "Bunk" Carter and Bill Reinohl work to see that all Terps compete on fields that are well kept, consistent in quality, and which meet all NCAA and ACC playing standards.

Carter, the head groundskeeper, is in his 34th year at the University. He has spent his entire career caring for the athletic playing fields through seven athletic directors and eight football coaches. He saw the Terps win six Atlantic Coast Conference football championships and play in 12 bowl games.

Reinohl is in his 17th year on the staff, his 13th as a full-time employee. He began working on the playing fields as a student in 1979 and was hired as a full-time employee in 1983. He earned his B.S. degree in agronomy from College Park in 1983 and earned his second B.S. degree from Maryland in conservation/resource development in 1987. Reinohl is an accomplished lecturer, giving speeches regarding his talents around preparing athletic fields to drawing art work on them.


The grounds staff provided year around maintenance for six natural grass fields and one artificial turf facility. But changes are coming: The new Track and Field/Soccer Complex will be dedicated Sept. 16. Also, a new, lighted playing field is coming to what was formerly the Poultry Science area across from the present football practice fields, and the new lighted track and field/soccer stadium complex is ready this fall. The new fields will be needed



Bunk Carter, Todd Boyle, Mac Wallace and Bill Reinohl.

because a \$100 million Theatre Arts Center will take away two playing fields; construction on the center will conclude by the end of the century.

Carter and Reinohl's work includes a fertilization/herbicide program, painting and stenciling fields for the various sports, stadium cleanup, and field upkeep and renovations. On one field, the all-weather surface used by football, field hockey and lacrosse, was installed in the summer of 1994.



The \$25 million track and field and soccer complex, built since last fall, is being dedicated September 16. The James H. Kehoe Track and Field Facility and Ludwig Soccer Field is fully lighted with a state of the art all-weather track and newly sodded Bermuda Grass playing field. There are 1,500 permanent seats.

The Maryland Spirit

The Maryland Spirit is a group of selected student volunteers who provide recruiting, public relations and office support for the football program. The members of the organization commit to contributing service hours around their academic schedules, utilizing their personal skills and abilities.

The members of the Spirit assist in recruiting within Athletic Department and NCAA regulations. Members are expected to provide recruits and their families with detailed information regarding the university, the athletic department, the football program, the state of Maryland and College Park's surrounding communities. Among the many functions of the Spirit is providing campus and football faculty tours for prospective student athletes, and becoming role models for youth in health and charitable organizations.



Front row: Michael Frame, Aisha Braveboy, Karen Kaiser, Patti Chartier, LaTifa Jackson, Peter Thornberg. Back row: Kanika Clay, Chris Jodrie, Assistant Spirit Director Tracie Artis, Debbie Aaronson, Spirit Director Bree Wagner, and Karyl Henry.

Team Security



Cpl. William Conaway
Campus Police



Cpl. David Ennis
Campus Police



1st Sgt. Joe Pruitt
Campus Police


Food Service



Larry Donnelly
Dining Services

Athletic Directory

Athletic Director's Office	
Deborah A. Yow, Director	(301) 314-7075
Joyce Taylor, Secretary	
Suzanne Tyler, Senior Associate A D	314-7076
Renee Mahaffey, Secretary	
Danita DeHaney	314-8678
Academic Advising	
Javaune Adams Gaston, Director	314-7040
John Bowman	314-7039
Liz Friedman	314-7038
Athletic Medicine (Football)	
Sandy Worth, Head Trainer	314-9905
Jim Weir	314-9901
Business Office	
Karen Phillips, Acting Manager	314-7045
Debbie Russell	314-7047
Certification	
Luke Glasgow, Director	314-7081
Advancement	
C.J. Kupec, Advancement	314-7077
Major Gifts	
Greg Manning, Director	314-7014
Equipment Manager	
Ron Ohringer	314-7331
Golf Course Manager	
Tom Hanna	403-4299
Grounds Staff	
Bunk Carter	314-7383
Bill Reinohl	314-7383
Operations and Facilities	
Curt Callahan, Director	314-7126
Gary Parker, Assistant	314-7127
Assistant A.D. for Marketing and Promotions	
R.D. Helt	314-7035
Sports Marketing	
Neal Eskin, Director	314-7072
Terrapin Club	
Gib Romaine, Acting Director	314-7019
Ticket Office	
Jack Zane, Director	314-7083
Kyle Kravchuk, Assistant	405-9273
Assistant A.D. for Varsity Sports	
Gothard Lane	314-7001
Sports Team Offices	
Baseball, Tom Bradley	314-7122
Basketball (Men's), Gary Williams	314-7029
Basketball (Women's), Chris Weller	314-8276
Cross Country	
(men's and women's), Dan Rincon	314-7457
Field Hockey, Missy Meharg	314-3895
Golf, Tom Hanna	403-4299
Gymnastics, Bob Nelligan	314-7007
Lacrosse (Men's), Dick Edell	314-7114
Lacrosse (Women's), Cindy Timchal	314-4273
Soccer (men's), Sasho Cirovski	314-4161
Soccer (women's), April Heinrichs	314-7034
Swimming and Diving	
(men's and women's), Jim Wenhold	314-7030
Tennis	
(men's and women's), Jim Laitta	314-7131
Track and Field	
(men's and women's), Bill Goodman	314-7457
Volleyball, Janice Kruger	314-7009
Wrestling, John McHugh	314-7134



TERPROGRAM—ACADEMIC SUPPORT

An Insistence on Doing Well



Dr. Javaune Adams-Gaston not only manages the Academic Support Unit, but she also counsels student athletes in meeting the challenges college life

There is an insistence in the Maryland football program that student-athletes get a degree in a career field that will enhance their life after College Park. The insistence is underlined by Coach Mark Duffner and his staff, by the athletic administration, and by the Academic Support Unit of the Department of Athletics.


Dr. Javaune Adams-Gaston, educator and clinical psychologist, is the Assistant Athletic Director for Athletic Student Services. She oversees the student-athlete's educational and medical well-being by her management of the Academic Support Unit, Sports Medicine and Strength and Conditioning staffs.

A 1978 graduate of the University of Dubuque with a B.S. in biology, psychology and general sciences, she earned her Master's degree in Clinical Psychology from Loras College in 1980 and her Ph.D. in Counseling Psychology from Iowa State in 1983. She was appointed to direct student counseling in the athletic department in 1988.

Dr. Adams-Gaston regularly provides time for individual student-athletes as educational advisor and counselor. Her hands-on approach extends to a thorough series of seminars she and her staff conduct that train the student-athlete in pertinent education beyond the classroom. Seminars cover time management, study skills, stress management, motivation, drug education, career planning and vocational mentorship. The school year begins for newly recruited student-athletes with an academic orientation program and is followed in the year by a seminar on interacting with the news media by nationally

Towards a student-athlete's development, ASU provides:

- Personal academic assessment
- Academic advising and counseling
- Supervised study
- Learning and study skills programs
- Computer training and usage
- Group and individual tutoring
- Career mentoring
- Summer internships



John Bowman's experience at Maryland means in-depth knowledge for any student athlete to tap into.

known expert Kathleen Hessert.

Assisting Dr. Adams-Gaston are three experienced assistants.

John Bowman is Associate Director of Student Services for Academic Support. He returns to Academic Support after spending the past three years in the Office of Undergraduate Admissions. He had previously been Senior Advisor in Academic Support from 1987 through 1991. He was also an Athletic Advisor in 1986 in the Department of Undergraduate Studies, and a coordinator in the campus's Intensive Education Development Program (1979-1986).

A 1969 graduate of Oberlin, he earned a Master's in Education from Case-Western Reserve in 1976.

Liz Friedman, Assistant Director of Student Services for the Academic Support Unit, begins her fifth year as a full-time athletic department employee after four years of assisting student-athletes on a part-time basis in the ASU. A native of Rockville, Md., and a graduate of College Park, she received a B.A. and M.A. in Criminal Justice. She coordinates the Academic Support Unit's satisfactory progress monitoring system for all athletes, and works daily with members of the football team and other sports



Liz Friedman works with student athletes in all sports to insure success in their academic work.

in all aspects of academic support. The monitoring system is effective because of the full communication between the ASU staff, the faculty, and student-athletes.

Don Pearman, Assistant Director of Student Services for the Academic Support Unit, is in his fourth year at College Park, but his experience in the University System numbers six years. He formerly was program director of the Meyerhoff Scholarships at the University of Maryland at Baltimore County campus. A model program of minority recruitment in the fields of mathematics and science, the Meyerhoff program is widely emulated. In the ASU, Pearman is responsible for post-graduate scholarship endeavors, the unit's tutorial program, and he monitors football, basketball, and six other varsity sports.

Pearman, a native of Brooklyn, N.Y., received both his Bachelor's degree in sociology and his Master's degree in counseling from St. Lawrence University.



Don Pearman's expertise helps promote continuing education for College Park graduates.

Football Academic Leaders

Russ Weaver, the ACC's leading receiver in 1993, again had a banner year in 1994, catching 47 passes and winning an Hitachi Promise of Tomorrow Scholarship to go to Graduate School in education. He was a member of the All-Academic All-ACC team along with Linebacker Mike Settles and Defensive End Al Wallace. Corey Holobetz, a tight end who also did the long snapping on special teams, was a District II GTE Academic All-America, and winner of the George C. Cook Memorial Scholarship Award for having the highest GPA average on the team (3.545 in a double major—General Business, and Logistics and Transportation.




Mike Settles is honored at Cole Field House for his academics.

1994 Spring Semester Athletic Director's Honor Roll

Jade Dubis, Starting OG.....	3.25
<i>Educational Studies</i>	
Tim Fosque, DE.....	3.00
<i>Speech Communication</i>	
Angel Guerra, DB.....	3.25
<i>Agricultural Resource Business</i>	
David Hack, Starting OG.....	3.40
<i>Kinesiological Science</i>	
Rhett Hesprich, LB.....	3.00
<i>Engineering</i>	
Corey Holobetz, Special Teams.....	3.80
<i>General Business Administration</i>	
Stephen Ingram, Starting OT.....	3.00
<i>Criminal Justice</i>	
Kenneth Lytle, Placekicker.....	3.41
<i>Kinesiological Sciences</i>	
Scott Salkeld, Special Teams.....	3.00
<i>Marketing</i>	
James Stump, OL.....	4.00
<i>Biological Sciences</i>	
Adams Waxman, DL.....	3.43
<i>General Business Administration</i>	
Russ Weaver, Starting WR.....	3.20
<i>Business and Management</i>	
Erick Wood, Starting LB.....	4.00
<i>Criminal Justice</i>	
Kevin Woodeschick, TE.....	3.00
<i>Computer Science</i>	

1994 Fall Semester Athletic Director's Honor Roll

Jade Dubis, Starting OG.....	3.35
<i>Educational Social Studies</i>	
David Hack, Starting OG.....	3.66
<i>Kinesiological Sciences</i>	
Corey Holobetz, Special Teams.....	4.00
<i>General Business/ Logistics & Trans.</i>	
Stephen Ingram, Starting OT.....	3.00
<i>Criminal Justice</i>	
Kenneth Lytle, Placekicker.....	3.45
<i>Kinesiological Sciences</i>	
Ryan Rezzelle, OL.....	3.53
<i>Journalism</i>	
Mike Settles, Starting LB.....	3.00
<i>Finance</i>	
James Stump, OL.....	3.71
<i>Biological Sciences</i>	
Anthony Surman, DL.....	3.10
<i>Finance</i>	
Al Wallace, Starting LB.....	3.53
<i>Health Education</i>	
Adam Waxman, DL.....	3.40
<i>General Business</i>	
Russell Weaver, Starting WR.....	3.33
<i>(Grad) Business & Management</i>	
Erick Wood, Starting LB.....	3.66
<i>Criminal Justice</i>	
Kevin Woodeschick, TE.....	3.60
<i>Computer Science</i>	



The Strength of Iron Goes into These Terps

The physical preparation of a student/athlete to compete in football has developed into a critical component of the program. Emphasis is put into the field of strength and conditioning at the University of Maryland to enhance performance as well as prevent injuries. Strength coach Dwight Galt employs a program that is geared towards maximizing athletic development. The Strength and Conditioning staff makes every attempt to accommodate the different training needs of each individual athlete.

The Maryland football team works on a structured weight training program for 47 weeks out of the year, with the five non-training weeks strategically placed to promote recovery. The goals of the weight program are not only to increase strength and prevent injuries, but also to develop explosive power, a critical ingredient in football.

The preparation of a

student-athlete to compete in football goes beyond weight lifting. Speed improvement, plyometrics, agility and conditioning are areas of training that receive great attention. The Maryland Strength and Conditioning staff goes to great lengths to improve the speed of the Terps through reduction of mechanical inefficiencies, and the improvement of acceleration that is so vital in football.

The Terp football players are fortunate to train in one of the premier weight training facilities in the country. The Maryland Football Complex Weight Room features 7,200 square feet of space that holds training equipment which caters to the specific needs of football. A main component in this facility is the free weight equipment, including ten mammoth power racks, Olympic platforms, and 11 tons of free weights. State-of-the-Art electrolyzed and plate loaded equipment



Dwight Galt has overlooked strength and conditioning for two years. A Maryland graduate (B.S. 1981, M.S. 1989), his biography is on page 29.

further give the student/athlete the chance to better themselves.

Outstanding performance in the weight room is recognized twice a year with the awarding of the prestigious Iron Terp Award. Players who achieve a strength of 650 and

above are included in this elite club.

Iron Terps

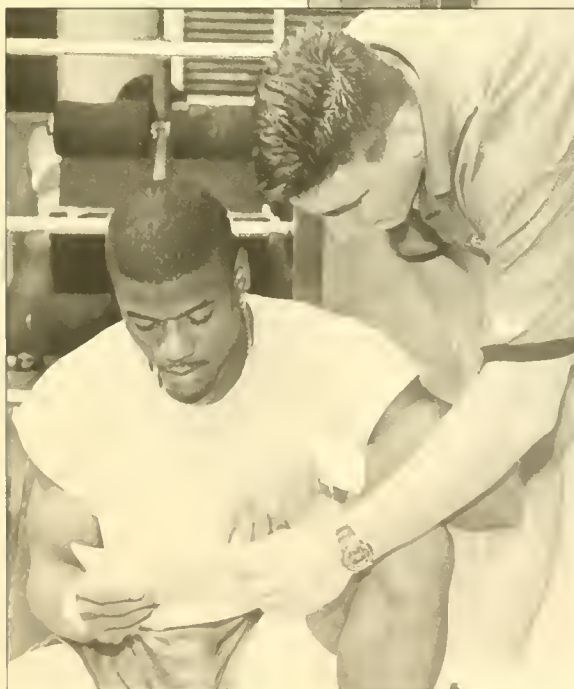
The strength index is an indicator of how strong an athlete is when their body weight is taken into consideration. This allows the comparison of bigger athlete with smaller athlete. The index is achieved by multiplying an athlete's total weight lifted by a coefficient related to his weight.





1994 Iron Terps

	Pos.	Wt.	Clean	Bench	Squat	Total	Index
Richard Roberts	WR	167	275	300	525	1100	725
Andre Hentz	DB	171	264	335	500	1099	712
Mitch Watkins	DL3	268	352	425	555	1332	699
Darryl Giles	DB	172	281	265	535	1081	697
Aaron Henne	OL	278	374	335	600	1309	680
Gene Gray	LB	208	308	355	525	1188	677
Ratcliff Thomas	LB	235	330	350	555	1235	668
Jermaine Lewis	WR	170	303	265	455	1023	666
Mancel Johnson	WR	174	264	315	455	1034	661
Brett White	LB	233	264	315	600	1219	661
Adam Waxman	LB	219	286	365	465	1186	659
Mike Settles	LB	197	286	365	465	1116	656
Chad Scott	DB	195	264	330	510	1104	653
Jeremiah Howard	WR	195	297	345	460	1102	652
Pat Ward	DL	296	303	375	600	1278	651
Eric Ogbogu	DL	238	286	335	585	1205	650



Damian Stephens serves as assistant director to Dwight Galt in strength and conditioning. His expertise includes coaching at the Naval Academy and Tennessee. He is a graduate of Springfield College (1993) who earned his Master's degree at Tennessee. Damian is a Certified Strength and Conditioning Specialist.



BUILDING ON TRADITION

TERPALETTE, COLORFUL WASHINGTON

Competitive excellence leads to media attention. In the Washington/Baltimore metropolitan market, the fourth largest in the nation, that means notice in one of the three major media centers in the United States.

Maryland has the press facilities to match the importance of the media market. A new \$3.4 million dollar press box, the Tyser Tower, can seat 200 print media on its third level, and on the fourth level are state-of-the-art facilities for television and radio. Maryland's post game press conferences are held in the Football Complex Hall of Fame Room, and are telecast to both media and guests of the University in the Tyser Tower.



Washington, DC skyline

- Within the Metropolitan market, two of the nation's top ten newspapers, the *Washington Post* and *Baltimore Sun*, cover the Terrapins extensively.
- The nation's newspaper, *USA Today*, is headquartered 20 miles from Byrd Stadium. No matter where you live, *USA Today* informs its readers about the Metropolitan area.
- Almost 1,000 periodicals and magazines are published in the Metropolitan area.
- Every major network—NBC, ABC, CBS and Fox—has a major news gathering affiliate station in both Washington and Baltimore. No major market in the East can boast eight significant television news outlets within 35 miles of a campus. And Washington has an additional 24 hour all-news television station.
- NBC, ABC, and CBS also maintain their own news bureaus in Washington, as does CNN (Cable News Network) and PBS (Public Broadcasting). In addition, major cable outlets like BET (Black Entertainment Network) are headquartered here. In radio, each major network has a Washington bureau, and Mutual Radio, NBC Radio and National Public Radio are headquartered in the Metropolitan region.
- One of the Associated Press's largest news bureaus is in Washington, as is its radio division. Bureaus are maintained by the *New York Times* and every leading news service. International news organizations like Reuters cover Maryland events, and countless news organizations and networks from around the world have bureaus in Washington.



The State Capital, Annapolis

College Park is surrounded by chances to recreate and sight-see, by opportunities in the arts and sports, by chances to visit mountains or shore. It's a good neighborhood.

Washington is located just over three miles from Byrd Stadium. The National Capital's major attractions are within 10 miles. Making the trip easier is the Metro Rail System, which began connecting College Park to the rest of suburban Maryland, the

District of Columbia, and Northern Virginia, in December of 1993. Within walking distance of campus, or accessible by campus shuttle, the station allows easy access to one of the country's model transportation systems.

Baltimore is located 35 miles north of the College Park campus. Its rejuvenation as an urban center is unprecedented: The Inner Harbor, its National Aquarium and tall ships, and the near-by Orioles Park at Camden Yards, create an exciting, vibrant, holiday atmosphere in a city that boasts one of the world's great sea ports. The heart of Maryland, the Chesapeake Bay, is 20 miles from campus, and the state capital, Annapolis, is 30 miles.

Washington and Baltimore may be reached easily from anywhere in the United States and the World. USAir, which is headquartered in the Metropolitan area, uses Baltimore/Washington International Airport as a hub. Both BWI and Dulles Airport, which is a hub for United Airlines, are international airports, capable of providing service to any continent. College Park is 10 minutes from the Amtrak Northeastern Corridor and frequent train service up and down the East Coast.

Media Center, Transportation Center, Government Center: the parts of the Metropolitan region add-up to a center for business and industry.



Baltimore's National Aquarium



TERPARADISE —TEAM MARYLAND

BUILDING ON TRADITION

University of Maryland student athletes aren't just stars on the playing fields, but in the classrooms of area schools as well.

Since the fall of 1991, 160 student athletes have participated in Team Maryland, a program in which student athletes involved in a variety of sports and academic fields travel to local schools to share positive personal messages. The messages are based on the motto, "You can make it happen."

The Team Maryland program began in the fall of 1991. Dr. Georgia Sorenson, director of the university's Center for Political Leadership, felt that putting academics and athletics together in a leadership program would benefit both the athletes and students in the community. Involvement in Team Maryland has increased each semester, and it remains the only academically sanctioned outreach program for student athletes in the country.

The student athletes involved in Team Maryland take a course offered through the Behavioral and Social Sciences department's Center for Political Leadership and Participation.

Participants must be of junior standing and carry a 2.7 grade point average or greater, and

show consistent academic progress. Members of the program receive professional speech training throughout the semester from Baltimore radio broadcaster Doug Roberts. This training provides Team Maryland members with the skills to speak with confidence not only now, but in their professional careers as well.

Team Maryland continues to grow each

semester as more local schools learn about the benefits of the program. More than 13,000 elementary, middle school and high school students have listened to members of the team last year. Rotating groups of five student athletes visit schools every weekday to talk about relevant topics such as drug and alcohol abuse and the prevention of teenage preg-

nancy. Football players such as Mike Settles, Kevin Woodeschick, Eric Wood, and Angel Guerra stressed the importance of academics and the need to feel good about yourself. Team members, along with coordinator Rob Fox, also lead sessions in which the students set weekly goals to be accomplished.



Team Maryland is only a part of football outreach; Terrapins players give a clinic in an Cole Field House gymnasium.

THE DEPARTMENT OF ATHLETICS BUILDING BLOCKS

Major Gifts/Advancement Office

- Quality facilities attract excitement: Great crowds, outstanding student athletes, committed fans.
- Special opportunities exist for athletic benefactors to be part of the excitement by being permanently associated with new or improved facilities.
- Major Gifts is ready to work with your financial advisor, attorney or accountant to customize your gift for inclusion in your financial portfolio.
- Director of Major Gifts Greg Manning is part of Maryland's Development team at 314-7014.

Terrapin Club, University of Maryland Foundation

- Satisfaction comes from knowing a scholarship gift makes an academic career possible for a gifted Maryland student athlete.
- The Terrapin Club, the annual giving arm of the Maryland Foundation, is the lifeline maintaining scholarship support for 24 teams and over 400 student athletes.
- Intercollegiate athletics at Maryland receives no monies from the state. Friends, parents and businesses, through matching gift programs, are the lifeline.
- Different levels of membership are available, but \$100 lengthens the lifeline. Call 314-7020.

Maryland Educational Foundation

- The MEF has a new focus. The organization, which celebrates its 50th anniversary in 1996, is a major Athletic Development deferred gift-giving arm.
- Deferred gifts are gifts of cash, securities, real estate, insurance, personal property, life income gifts of pooled income funds, charitable remainder unitrusts, charitable remainder annuity trusts, charitable gift annuity, charitable remainder annuity insurance policies, wills and bequests.
- The new focus is vitally important. Interest may be directed to the Foundation at 314-7020.

The M Club

- Since 1923 the varsity letterwinners club of the University of Maryland. The vibrant spirit behind Maryland's rich tradition in athletics.
- Provides the opportunity to support special events, social gatherings and banquets in support of student athletes.
- A \$25 donation and a phone call to 314-7020 makes you a member of Maryland's oldest athletic support group.



BUILDING ON TRADITION

TERPATHS—CAMPUS MAP (Colleges, Departments & Offices)



Bldg	Department/Office	Grid	Bldg	Department/Office	Grid	Bldg	Department/Office	Grid
077	Academic Affairs	D8	084	COMPUTER, MATHEMATICAL & PHYSICAL SCIENCES, College of	E8	062	Language House (St. Mary's Residence Hall)	E5
077	Administrative Affairs	D8	224	Computer Science Center	G7	077	Legal Office	D8
077	Administrative Computer Center	D8	115	Computer Science, Dept. of	G9	147	LIBRARY & INFORMATION SERVICES, College of	E7
052	ADMISSIONS OFFICE (Undergraduate)	D8	076	COOPERATIVE EXTENSION SERVICE	E7	091	LIFE SCIENCES, College of	F8
071	ADMISSIONS OFFICE (Grad.)	D8	143	Counseling & Personnel Services, Dept. of	D4	232	Linguistics, Dept. of	E6
088	Aerospace Engineering, Dept. of	F8	037	Counseling Center	C6	026	Maryland Media, Inc.	B6
038	Afro-American Studies Program	C6	079	Creative Services	D9	090	Materials & Nuclear Engineering, Dept. of	G8
076	Agricultural & Extension Ed.	E7	143	Curriculum & Instruction, Dept. of	D4	084	Mathematics, Dept. of	B6
075	Agricultural & Resource Econ.	E7	079	Dairy (Snack Bar/Visitor Center)	D9	035	McKeldin Library	D5
075	Agricultural Engineering	E7	053	Dance, Dept. of	B6	143	Measurement, Statistics & Evaluation, Dept. of	D4
076	Agricultural Experiment Station	E7	071	Development, Office of	D8	088	Mechanical Engineering Dept.	D4
091	AGRICULTURE, College of	F8	026	Diamondback, The	B6	009	Memorial Chapel	C7
080	ALUMNI PROGRAMS	D9	042	Dingman Center for Entrepreneurship	C6	224	Meteorology, Dept. of	G7
043	American Studies, Dept. of	C6	026	Dining Services, Dept. of	B6	231	Microbiology, Dept. of	E6
142	Animal Sciences, Dept. of	G8	037	Disabled Student Service	C6	147	Music, Dept. of	D4
047	Anthropology, Dept. of	D7	042	Economics, Dept. of	C6	141	Music Library	E7
145	Architecture Library	C4	143	EDUCATION, College of	D4	026	Nyumburu Cultural Center	B6
145	ARCHITECTURE, School of	C4	143	Education Policy, Planning & Administration	D4	163	Orientation Office (Student)	E6
146	Art, Dept. of	D4	088	Electrical Engineering, Dept. of	F8	338	Personnel Services, Dept. of	inset
146	Art Gallery	D4	003	EMERGENCIES (Police)	D9	224	Philosophy, Dept. of	G7
146	Art History, Dept. of	D4	338	EMPLOYMENT, OFFICE OF CAMPUS	inset	003	Physical Plant, Dept. of	D9
146	Art Library	D4	122	Employment Center, Student Services	H6	082	Physics & Astronomy, Dept. of	F8
048	ARTS & HUMANITIES, COLLEGE OF	D6	338	Engineering & Architectural Services	inset	003	POLICE, CAMPUS	D9
224	Astronomy & Physics, Dept. of	G7	088	ENGINEERING, College of	F8	142	Poultry Science, Dept. of	G8
162	ATHLETICS, Dept. of Intercollegiate	E5	081	Engineering Research Center	F9	079	Preprofessional Advising	D9
042	BEHAVIORAL & SOCIAL SCIENCES	C6	043	English, Dept. of	C6	077	PRESIDENT, Office of	D8
073	Botany, Dept. of	E6	076	Entomology, Dept. of	E7	005	Printing Services	D10
071	BURSAR, Office of the	D8	018	Environmental Safety, Office of	B9	338	Procurement & Supply	inset
042	BUSINESS & MANAGEMENT, College of	C6	046	Family & Community Development, Dept. of	C7	077	Provost	D8
163	Campus Activities	E6	046	Family Service Center	C7	144	Psychology, Dept. of	F6
008	Campus Guest Services	B7	071	Financial Aid, Office of	D8	040	PUBLIC AFFAIRS, School of	C6
202	Campus Parking, Dept. of	F7	007	Fire Department, College Park	B9	079	Public Information, Office of	D9
078	Campus Recreation Services	D8	143	Flagship Channel	D4	026	Radio Station WMUC	B6
078	Campus Senate	D8	034	French & Italian, Dept. of	D6	141	Radio-Television-Film, Dept. of	D4
147	Career Development Center	E7	038	Geography, Dept. of	B6	052	Records & Registration	D8
092	Center for Automation Research	G8	237	Geology, Dept. of	E7	255	Recreation, Dept. of (academic only)	H6
038	Center for Business & Public Policy	C6	034	Germanic & Slavic Languages & Literatures, Dept. of	D6	052	Registrar	D8
143	Center for Educational Research & Development	D4	038	Government & Politics, Dept. of	C6	008	Resident Life, Dept. of	B7
146	Center for Innovation (BSOS)	D4	071	GRADUATE STUDIES & RESEARCH	D8	080	Rosborough Inn (Faculty Club)	D9
232	Center for International Development & Conflict Management	E6	255	HEALTH & HUMAN PERFORMANCE, College of	H6	073	Sea Grant College	E6
143	Center for Mathematics Education	D4	140	HEALTH CENTER	E6	013	Shuttle UM	E10
144	Center for Neurosciences	F6	255	Health Education, Dept. of	H6	146	Sociology, Dept. of	D4
224	Center for Ocean-Land-Atmosphere	G7	038	Hearing & Speech Sciences, Dept. of	C6	034	Spanish & Portuguese, Dept. of	D6
146	Center for Political Leadership & Participation	D4	034	Hebrew & East Asian Languages, Dept. of	D6	077	Speakers Bureau	D8
076	Center for Public Issues in Biotechnology	E7	048	History, Dept. of	D6	143	Special Education, Dept. of	D4
048	Center for Renaissance & Baroque Studies	D6	147	HORNBAKE LIBRARY	E7	079	Special Events, Office of	D9
088	Center for Rotorcraft Education & Research	F8	074	Horticulture, Dept. of	E7	038	Speech & Hearing	C6
082	Center for Superconductivity Research	F8	046	Housing & Design, Dept. of	C7	141	Speech Communication, Dept. of	D4
143	Center for Teaching Excellence	D4	046	HUMAN ECOLOGY, College of	C7	162	Sports Information, Office of	E5
083	Center for Vocational Research & Development	G7	046	HUMAN NUTRITION & Food Systems, Dept. of	C7	163	Stamp Student Union	E6
097	Center for Young Children	H6	147	Human Relations, Office of	E7	052	Student Affairs, Office of	D8
227	Center of Rehabilitation & Manpower Services	G6	083	Industrial, Technological & Occupational Education	G7	163	Student Entertainment Enterprises	E6
255	Center on Aging	H6	115	Institute for Advanced Computer Studies (UMIAS)	G9	163	Student Government Association	E6
146	Center on Population, Gender & Social Inequality	D4	047	Institute for Philosophy & Public Policy	D7	078	Summer & Special Programs	D8
206	CENTRAL RECEIVING	C11	038	Institute for Urban Studies	C6	146	Survey Research Center	D4
090	Chemical Engineering, Dept. of	G8	227	Institute of Applied Agriculture	G6	115	Systems Research Center	G9
091	Chemistry and Biochemistry, Dept. of	F8	077	Institutional Advancement, Office of	D8	141	Tawes Theatre	D4
088	Civil Engineering, Dept. of	F8	088	Instructional Television System	F8	010	Telecommunications Services	F6
034	Classics, Dept. of	D6	143	International Affairs, Office of	D4	046	Textiles & Consumer Economics, Dept. of	C7
010	Communication Services	F6	224	International Programs, Office of	G7	141	Theatre, Dept. of	D4
163	Commuter Affairs, Dept. of	E6	059	JOURNALISM, COLLEGE OF	D6	052	Undergraduate Admissions	D8
003	Comptroller, Office of	D9	255	Kinesiology, Dept. of	H6	147	Undergraduate Advising Center	E7
			038	Laboratory for Coastal Research	C6	147	Undergraduate Studies	E7
			223	Laboratory for Plasma Research	G9	163	University Book Center	E6



University Hills Apartments



KEY			
	Building		Religious
	Parking (Disabled)		Road
	Parking (Metered)		Road (Closed)
	Parking Lot (Assigned)		Road (Future)
	Phone (Public)		Road (Secondary)
	Phone (Safety)		

College Park LDS Institute of Religion
Catholic Student Center
Jewish Student Center
South Campus Surge Bldg.
Memorial Chapel
South Gate Entrance
Sororities
St. Andrews
Greek Row Intramural Fields

Adelphi Rd.
Baptist Church
Methodist Church
UMCP/UMUC Entrance
President's Dr.
Playing Field
Future Site Performing Arts Center
Tawes Theatre
Tawes Plaza
Cole Field House
McKeldin Library
McKeldin Mall
Sun Dial
Reflecting Pool
Main Admin. Bldg.
Lee Bldg. (Graduate Offices)
Mitchell Bldg. (Admissions)
Reckord Armory
Mathematics Bldg.
Engineering Classroom Bldg.
Turner Lab/Visitor Center
Campus Police Service Bldg.
Ritchie Coliseum
Greenhouse Road
Caver Road (Relocated)

West Gate Entrance
Center for Young Children
Byrd Stadium
Shipley Field
Practice Field
Poultry Shelters
Health & Human Performance Building
Animal Sciences
Ag./Life Science Surge Bldg.
To Administrative Services Building
Recycling Center
College Park Volunteer Fire Dept.

L
E
T
T
E
R



BAKER

BROWN

CHAVEZ

CUMMINGS



FITZGERALD

GILES



GORE

GRAY

GREENSTEIN

HENNE



HICKS

HOWARD

INGE

JOHNSON, A. J.



JOHNSON, J.

JOHNSON, M.

LEWIS

MILANOVICH



MOTLEY

O'DONNELL

OBOGU

OGLE



PLANK

RATHER

ROBERTS

RODGERS



SETTLES

SIMON

TETER

THOMAS



UNDERWOOD

WALLACE

WALTON

WARD



WATKINS

WHITE, B.

WHITE, C.

WILLIAMS

