

Calendar 1935

	S	M	T	W	T	F	S		S	M	T	W	T	F	S	
JANUARY	1	2	3	4	5	JULY	
	6	7	8	9	10	11	12		...	1	2	3	4	5	6	
	13	14	15	16	17	18	19		7	8	9	10	11	12	13	
	20	21	22	23	24	25	26		14	15	16	17	18	19	20	
	27	28	29	30	31		21	22	23	24	25	26	27	
...	28	29	30	31		
FEBRUARY	1	2	AUGUST	1	2	3	
	3	4	5	6	7	8	9		...	4	5	6	7	8	9	10
	10	11	12	13	14	15	16		11	12	13	14	15	16	17	
	17	18	19	20	21	22	23		18	19	20	21	22	23	24	
	24	25	26	27	28		25	26	27	28	29	30	31	
...	
MARCH	1	2	SEPTEMBER	
	3	4	5	6	7	8	9		...	1	2	3	4	5	6	7
	10	11	12	13	14	15	16		8	9	10	11	12	13	14	
	17	18	19	20	21	22	23		15	16	17	18	19	20	21	
	24	25	26	27	28	29	30		22	23	24	25	26	27	28	
31	29	30		
APRIL	OCTOBER	1	2	3	4	5	
	...	1	2	3	4	5	6		...	6	7	8	9	10	11	12
	7	8	9	10	11	12	13		13	14	15	16	17	18	19	
	14	15	16	17	18	19	20		20	21	22	23	24	25	26	
	21	22	23	24	25	26	27		27	28	29	30	31	
28	29	30		
MAY	1	2	3	4	NOVEMBER	
	5	6	7	8	9	10	11		...	4	5	6	7	8	9	
	12	13	14	15	16	17	18		11	12	13	14	15	16		
	19	20	21	22	23	24	25		18	19	20	21	22	23		
	26	27	28	29	30	31	...		24	25	26	27	28	29	30	
...		
JUNE	1	2	DECEMBER	
	2	3	4	5	6	7	8		...	1	2	3	4	5	6	7
	9	10	11	12	13	14	15		8	9	10	11	12	13	14	
	16	17	18	19	20	21	22		15	16	17	18	19	20	21	
	23	24	25	26	27	28	29		22	23	24	25	26	27	28	
30	29	30	31			

NEW CENSUS DIARY OR MEMORANDUM CALENDAR

MAPS OF UNITED STATES
AND CANADA

DISTANCE TABLES
REMINDER INDEX
LATEST POPULATIONS

REFERENCE TABLES
GENERAL INFORMATION
CASH ACCOUNT, ETC.

ISSUED ANNUALLY

MADE IN U. S. A.

NEW (1930) CENSUS

Orlando	27,330	Cairo	13,532
Pensacola	31,579	Calumet City	12,298
Sanford	10,100	Canton	11,718
St. Augustine	12,111	Carbondale	7,528
St. Petersburg	40,425	Centralia	12,583
Tallahassee	10,700	Champaign	20,348
Tampa	101,161	Chicago	3,376,438
W. Palm Beach	26,610	Chicago Heights	22,321
GEORGIA		Cicero	66,602
Pop. 2,908,506		Clinton	5,920
Albany	14,507	Danville	36,765
Americus	8,760	Decatur	57,510
Athens	18,192	De Kalb	8,545
Atlanta	270,366	Des Plaines	8,798
Augusta	60,342	Dixon	9,908
Brunswick	14,022	Downers Grove	8,977
Columbus	43,131	East Moline	10,107
Decatur	13,276	E. St. Louis	74,347
Dublin	6,681	Edwardsville	6,235
Elberton	4,650	Elgin	35,929
Griffin	10,321	Elmhurst	14,055
LaGrange	20,131	Elmwood Park	11,270
Macon	53,829	Evanston	63,338
Newnan	6,385	Forest Park	14,555
Quitman	4,149	Freeport	22,045
Rome	21,843	Galesburg	28,830
Savannah	85,024	Granite City	25,130
Thomasville	11,733	Harrisburg	11,625
Valdosta	13,482	Harvey	16,374
Waycross	15,510	Herrin	9,708
West Point	2,146	Highland Park	12,203
IDAHO		Jacksonville	17,747
Pop. 445,032		Joliet	42,993
Boise	21,544	Kankakee	20,620
Caldwell	4,974	Kewanee	17,093
Coeur d'Alene	8,297	La Grange	10,103
Idaho Falls	9,429	La Salle	13,149
Lewiston	9,403	Lawrenceville	6,303
Nampa	8,206	Lincoln	12,855
Pocatello	16,471	Macomb	8,509
ILLINOIS		Marion	9,033
Pop. 7,630,654		Mattoon	14,631
Alton	30,151	Maywood	25,829
Aurora	46,589	Melrose Park	10,741
Beardstown	6,344	Moline	32,236
Belleville	28,425	Monmouth	8,666
Belvidere	8,123	Mount Carmel	7,132
Benton	8,219	Mount Vernon	12,375
Berwyn	47,027	Murphysboro	8,182
Bloomington	30,930	Oak Park	63,982
Blue Island	16,534	Ottawa	15,094
Brookfield	10,035	Pana	5,835
		Park Ridge	10,417
		Pekin	16,129

CITIES AND STATES

Peoria	104,969	Vincennes	17,564
Quincy	39,241	Wabash	8,840
Robinson	3,668	Washington	9,070
Rockford	85,864	Whiting	10,880
Rock Island	37,953	IOWA	
Springfield	71,864	Pop. 2,470,939	
Sterling	10,012	Atlantic	5,585
Streator	14,728	Ames	10,261
Taylorville	7,316	Boone	11,886
Urbana	13,060	Burlington	26,755
Waukegan	33,499	Carroll	4,691
West Frankfort	14,683	Cedar Falls	7,362
Wilmette	15,233	Cedar Rapids	56,097
Winnetka	12,166	Centerville	8,147
Woodstock	5,471	Cherokee	6,443
INDIANA		Clinton	25,726
Pop. 3,238,503		Council Bluffs	42,048
Anderson	39,804	Creston	8,615
Bedford	13,208	Davenport	60,751
Bloomington	18,227	Des Moines	142,559
Brazil	8,744	Dubuque	41,679
Clinton	7,936	Estherville	4,940
Columbus	9,935	Fairfield	6,619
Connersville	12,795	Fort Dodge	21,895
Crawfordsville	10,355	Fort Madison	13,779
East Chicago	54,784	Iowa City	15,340
Elkhart	32,949	Keokuk	15,106
Elwood	10,685	Marshalltown	17,373
Evansville	102,249	Mason City	23,304
Fort Wayne	114,946	Muscatine	16,778
Frankfort	12,196	Newton	11,560
Gary	100,426	Oskaloosa	10,123
Goshen	10,397	Ottumwa	28,075
Hammond	64,560	Perry	5,881
Huntington	13,420	Red Oak	5,778
Indianapolis	364,161	Sioux City	79,183
Jeffersonville	11,946	Shenandoah	6,502
Kokomo	32,843	Spencer	5,019
Lafayette	26,240	Waterloo	46,191
La Porte	15,755	Webster City	7,024
Logansport	18,508	KANSAS	
Marion	24,496	Pop. 1,880,999	
Michigan City	26,735	Abilene	5,658
Mishawaka	28,630	Arkansas City	13,946
Muncie	46,548	Atchison	13,024
New Albany	25,819	Chanute	10,277
New Castle	14,027	Coffeyville	16,198
Peru	12,730	Dodge City	10,059
Richmond	32,493	El Dorado	10,311
Shelbyville	10,618	Emporia	14,067
South Bend	104,193	Fort Scott	10,763
Terre Haute	62,810	Great Bend	5,548
Valparaiso	8,079		

NEW (1930) CENSUS

Hutchinson	27,085	Bangor	28,749
Independence	12,782	Bath	9,110
Junction City	7,407	Belfast	4,993
Kansas City	121,857	Biddeford	17,633
Lawrence	13,726	Brunswick	6,144
Leavenworth	17,466	Calais	5,470
Manhattan	10,136	Caribou	7,248
Newton	11,034	Gardiner	5,609
Ottawa	9,563	Houlton	6,865
Parsons	14,903	Lewiston	34,948
Pittsburg	18,145	Old Town	7,266
Pratt	6,322	Portland	70,810
Salina	20,155	Presque Isle	4,662
Topeka	64,120	Rockland	9,075
Wellington	7,405	Rumford	8,726
Wichita	111,110	Saco	7,233
Winfield	9,398	Sanford	13,392

KENTUCKY

Pop. 2,614,589

Ashland	29,074	Skowhegan	6,433
Bowling Green	12,348	South Portland	13,840
Covington	65,252	Van Buren	4,721
Danville	6,729	Waterville	15,454
Fort Thomas	10,008	Westbrook	10,807

MARYLAND

Pop. 1,631,526

Frankfort	11,626	Annapolis	12,531
Henderson	11,668	Baltimore	804,874
Hopkinsville	10,746	Cambridge	8,544
Lexington	45,736	Cumberland	37,747
Louisville	307,745	Frederick	14,434
Madisonville	6,908	Frostburg	5,588
Mayfield	8,177	Hagerstown	30,861
Middlesborough	10,350	Pocomoke City	2,609
Newport	29,744	Salisbury	10,997
Owensboro	22,765	Westminster	4,463

MASSACHUSETTS

Pop. 4,249,614

Adams	12,697
Amesbury	11,899
Arlington	36,094
Athol	10,677
Attleboro	21,769
Belmont	21,748
Beverly	25,086
Boston	781,188
Braintree	15,712
Brockton	63,797
Brookline	47,490
Cambridge	113,643
Chelsea	45,816
Chicopee	43,930
Clinton	12,817
Danvers	12,957

MAINE

Pop. 797,423

Auburn	18,571
Augusta	17,198

CITIES AND STATES

Dedham	15,136	Waltham	39,247
Easthampton	11,323	Ware	7,385
Everett	48,424	Warren	3,765
Fairhaven	10,951	Watertown	34,913
Fall River	115,274	Webster	12,992
Fitchburg	40,692	Wellesley	11,439
Framingham	22,210	Westfield	19,775
Gardner	19,399	W. Springfield	16,684
Gloucester	24,204	Weymouth	20,882
Great Barrington	5,934	Winchester	12,719
Greenfield	15,500	Winthrop	16,852
Haverhill	48,710	Woburn	19,434
Holyoke	56,537	Worcester	195,311

MICHIGAN

Pop. 4,842,325

Adrian	13,064
Albion	8,324
Alpena	12,166
Ann Arbor	26,944
Battle Creek	43,573
Bay City	47,355
Benton Harbor	15,434
Cadillac	9,570
Calumet	1,557
Cheboygan	4,923
Detroit	1,568,662
Dearborn	50,358
Dowagiac	5,550
Ecorse	12,716
Escanaba	14,524
Ferndale	20,855
Flint	156,492
Grand Rapids	168,592
Hamtramck	56,268
Hancock	5,795
Holland	14,346
Highland Park	52,959
Houghton	3,757
Ionia	6,562
Iron Mountain	11,652
Ironwood	14,299
Ishpeming	9,238
Jackson	55,187
Kalamazoo	54,786
Lansing	78,397
Lincoln Park	12,336
Ludington	8,898
Manistee	8,078
Marquette	14,789
Menominee	10,320
Monroe	18,110
Mt. Clemens	13,497
Muskegon	41,390

NEW (1930) CENSUS

Muskegon Heights	15,584	Laurel	18,017
Niles	11,326	McComb	10,057
Owosso	14,496	Meridian	31,954
Pontiac	64,928	Natchez	13,422
Port Huron	31,361	Vicksburg	22,943
River Rouge	17,314	Yazoo City	5,579

MISSOURI

Saginaw	80,715	Pop.	3,629,367
Sault Ste. Marie	13,755	Brookfield	6,428
St. Joseph	8,349	Cape Girardeau	16,227
Traverse City	12,539	Carthage	9,736
Wyandotte	28,368	Chillicothe	8,177
Ypsilanti	10,143	Columbia	14,967

MINNESOTA

Pop.	2,563,953	Hannibal	22,761
Albert Lea	10,169	Independence	15,296
Alexandria	3,876	Jefferson City	21,596
Austin	12,276	Joplin	33,454
Bemidji	7,202	Kansas City	399,746
Brainerd	10,221	Kirksville	8,293
Crookston	6,321	Maplewood	12,657
Detroit Lakes	3,675	Marshall	8,103
Duluth	101,463	Maryville	5,217
Eveleth	7,484	Mexico	8,290
Faribault	12,767	Moberly	13,772
Fergus Falls	9,389	Poplar Bluff	7,551
Hibbing	15,666	Sedalia	20,806
Mankato	14,038	St. Charles	10,491
Minneapolis	464,356	St. Joseph	80,935
Montevideo	4,319	St. Louis	821,960
Moorhead	7,651	Springfield	57,527
New Ulm	7,308	University City	25,809
Red Wing	9,629	Warrensburg	5,146
Rochester	20,621	Webster Groves	16,487

MONTANA

Pop.	537,606	Anaconda	12,494
St. Cloud	21,000	Billings	16,380
St. Paul	271,606	Bozeman	6,855
So. St. Paul	10,009	Butte	39,532
Stillwater	7,173	Great Falls	28,822
Thief River Falls	4,268	Helena	11,803
Virginia	11,963	Kalispell	6,094
Willmar	6,173	Lewistown	5,358
Winona	20,850	Livingston	6,391

MISSISSIPPI

Pop.	2,009,821	Missoula	14,657
Biloxi	14,850	Miles City	7,175
Brookhaven	5,288		
Clarksdale	10,043		
Columbus	10,743		
Greenville	14,807		
Greenwood	11,123		
Gulfport	12,547		
Hattiesburg	18,601		
Jackson	48,282		

NEBRASKA

Pop.	1,377,963	Alliance	6,669
		Beatrice	10,297
		Columbus	6,898

CITIES AND STATES

Falls City	5,787	Garfield	29,739
Fremont	11,407	Gloucester	13,796
Grand Island	18,041	Hackensack	24,568
Hastings	15,490	Harrison	15,601
Kearney	8,575	Hawthorne	11,868
Lincoln	75,933	Hoboken	59,261
McCook	6,688	Irvington	56,733
Nebraska City	7,230	Jersey City	316,715
Norfolk	10,717	Kearny	40,716
North Platte	12,061	Linden	21,206
Omaha	214,006	Lodi	11,549
Scottsbluff	8,465	Long Branch	18,399
York	5,712	Millville	14,705

NEVADA

Pop.	91,058	Montclair	42,017
Reno	18,529	Morristown	15,197
		Mt. Holly	6,573
		Newark	442,337
		New Brunswick	34,555
		Newton	5,401
		Nutley	20,572
		Ocean City	5,525
		Orange	35,399
		Passaic	62,959
		Paterson	138,513
		Perth Amboy	43,516
		Phillipsburg	19,255
		Plainfield	34,422
		Pleasantville	11,580
		Rahway	16,011
		Red Bank	11,622
		Ridgefield Park	10,764
		Ridgewood	12,188
		Riverside	2,210
		Roselle	13,021
		Rutherford	14,915
		Salem	8,047
		Somerville	8,255
		South Orange	13,630
		Summit	14,556
		Trenton	123,356
		Union City	58,659
		Vineland	7,556
		Westfield	15,801
		West New York	37,107
		West Orange	24,327
		Wildwood	5,330
		Woodbury	8,172

NEW HAMPSHIRE

Pop.	465,293		
Berlin	20,018		
Claremont	12,377		
Concord	25,228		
Dover	13,573		
Exeter	4,872		
Franklin	6,576		
Keene	13,794		
Laconia	12,471		
Lebanon	7,073		
Littleton	4,558		
Manchester	76,834		
Nashua	31,463		
Portsmouth	14,495		
Rochester	10,209		
Somersworth	5,680		

NEW JERSEY

Pop.	4,041,334		
Asbury Park	14,981		
Atlantic City	66,198		
Bayonne	88,979		
Belleville	26,974		
Bloomfield	38,077		
Boonton	6,866		
Bridgeton	15,699		
Burlington	10,844		
Camden	118,700		
Carteret	13,339		
Clifton	46,875		
Collingswood	12,723		
Dover	10,031		
East Orange	68,020		
Elizabeth	114,589		
Englewood	17,805		

NEW MEXICO

Pop.	423,317		
Albuquerque	26,570		
Clovis	8,027		
Roswell	11,173		
Santa Fe	11,176		

NEW (1930) CENSUS

NEW YORK		Manhattan Borough	
Pop.	12,588,066		1,867,312
Albany	127,412	Queens Borough	1,079,129
Amsterdam	34,817	Richmond Borough	158,346
Auburn	36,652	Niagara Falls	75,460
Batavia	17,375	No. Tonawanda	19,019
Beacon	11,933	Nyack	5,392
Binghamton	76,662	Ogdensburg	16,915
Buffalo	573,076	Olean	21,790
Canandaigua	7,541	Oneida	10,558
Carthage	4,460	Oneonta	12,536
Cohoes	23,226	Ossining	15,241
Corning	15,777	Oswego	22,652
Cortland	15,043	Patchogue	6,860
Dunkirk	17,802	Peekskill	17,125
Elmira	47,397	Plattsburg	13,349
Endicott	16,231	Port Chester	22,662
Floral Park	10,016	Port Jervis	10,243
Freeport	15,467	Poughkeepsie	40,288
Fulton	12,462	Rensselaer	11,223
Geneva	16,053	Rochester	328,132
Glen Cove	11,430	Rockville Center	13,718
Glen Falls	18,531	Rome	32,338
Gloversville	23,099	Rye	8,712
Hempstead	12,650	Salamanca	9,577
Herkimer	10,446	Saratoga Springs	13,169
Hornell	16,250	Schenectady	95,692
Hudson	12,337	Seneca Falls	6,443
Ilion	9,890	Syracuse	209,326
Ithaca	20,708	Tarrytown	6,841
Jamestown	45,155	Tonawanda	12,681
Johnson City	13,567	Troy	72,763
Johnstown	10,801	Utica	101,740
Kenmore	16,482	Valley Stream	11,790
Kingston	28,088	Watertown	32,205
Lackawanna	23,948	Watervliet	16,083
Little Falls	11,105	Waverly	5,662
Lockport	23,160	Wellsville	5,674
Lynbrook	11,993	White Plains	35,830
Malone	8,657	Yonkers	134,646
Massena	10,637		
Mechanicville	7,924	NORTH CAROLINA	
Medina	6,071		
Middletown	21,276	Pop.	3,170,276
Mount Vernon	61,499	Asheville	50,193
Newark	7,649	Burlington	9,737
Newburgh	31,275	Charlotte	82,675
New Rochelle	54,000	Concord	11,820
New York City	6,930,446	Durham	52,037
Bronx Borough		Elizabeth City	10,037
	1,265,258	Fayetteville	13,049
Brooklyn Borough		Gastonia	17,093
	2,560,401		

CITIES AND STATES

Goldsboro	14,985	Bartlesville	14,763
Greensboro	53,569	E. Liverpool	23,329
Henderson	6,345	Elyria	25,633
Hendersonville	5,070	Euclid	12,751
Hickory	7,363	Findlay	19,363
High Point	36,745	Fostoria	12,790
Kinston	11,362	Fremont	13,422
New Bern	11,981	Galion	7,674
Raleigh	37,379	Garfield Heights	15,589
Rocky Mount	21,412	Hamilton	52,176
Salisbury	16,951	Ironton	16,621
Shelby	10,789	Kenton	7,069
Statesville	10,490	Lakewood	70,509
Washington	7,035	Lancaster	18,716
Wilmington	32,270	Lima	42,287
Wilson	12,613	Lorain	44,512
Winston-Salem	75,274	Mansfield	33,525
NORTH DAKOTA			
Pop. 680,845			
Bismarck	11,090	Marietta	14,285
Devils Lake	5,451	Marion	31,084
Fargo	28,619	Martins Ferry	14,524
Grand Forks	17,112	Massillon	26,400
Jamestown	8,187	Middletown	29,992
Minot	16,099	Mount Vernon	9,370
Valley City	5,268	Newark	30,596
OHIO			
Pop. 6,646,697			
Akron	255,040	New Philadelphia	12,365
Alliance	23,047	Niles	16,314
Ashland	11,141	Norwalk	7,776
Ashtabula	23,301	Norwood	33,411
Barberton	23,934	Painesville	10,944
Bellefontaine	9,543	Parma	13,899
Bellaire	13,327	Piqua	16,009
Bucyrus	10,027	Portsmouth	42,560
Cambridge	16,129	Salem	10,622
Campbell	14,673	Sandusky	24,622
Canton	104,906	Shaker Heights	17,783
Chillicothe	18,340	Springfield	68,743
Cincinnati	451,160	Steubenville	35,422
Cleveland Heights	50,945	Struthers	11,249
Cleveland	900,429	Tiffin	16,428
Columbus	290,564	Toledo	290,718
Conneaut	9,691	Urbana	7,742
Coshocton	10,908	Warren	41,062
Cuyahoga Falls	19,797	Wash. Court House	8,426
Dayton	200,982	Willoughby	4,252
Defiance	8,818	Wooster	10,742
Delaware	8,675	Xenia	10,507
Dover	9,716	Youngstown	170,002
E. Cleveland	39,667	Zanesville	36,440
OKLAHOMA			
Pop. 2,396,040			
		Ada	11,261
		Altus	8,439
		Ardmore	15,741

NEW (1930) CENSUS

Bristow	6,619	Butler	23,568
Chickasha	14,099	Canonsburg	12,558
Cushing	9,301	Carbondale	20,061
Duncan	8,363	Carlisle	12,596
Durant	7,463	Carnegie	12,497
El Reno	9,384	Chambersburg	13,788
Enid	26,399	Charleroi	11,260
Lawton	12,121	Chester	59,164
McAlester	11,804	Clairton	15,291
Miami	8,064	Coatesville	14,582
Muskogee	32,026	Columbia	11,349
Norman	9,603	Connellsville	13,290
Oklahoma City	185,389	Conshohocken	10,815
Okmulgee	17,097	Coraopolis	10,724
Pawhuska	5,931	Corry	7,152
Ponca City	16,136	Danville	7,185
Sapulpa	10,533	Dickson City	12,395
Seminole	11,459	Donora	13,905
Shawnee	23,283	Dormont	13,190
Stillwater	7,016	Du Bois	11,595
Tulsa	141,258	Dunmore	22,627
Wewoka	10,401	Duquesne	21,396
OREGON			
Pop. 953,786			
Albany	5,325	Easton	34,468
Astoria	10,349	Ellwood City	12,323
Bend	8,848	Eric	115,967
Eugene	18,901	Farrell	14,359
Klamath Falls	16,093	Franklin	10,254
La Grande	8,050	Greensburg	16,508
Medford	11,007	Greenville	8,628
Pendleton	6,621	Hanover	11,805
Portland	301,815	Harrisburg	80,339
Roseburg	4,362	Hazleton	36,765
Salem	26,266	Homestead	20,141
PENNSYLVANIA			
Pop. 9,631,350			
Allentown	92,563	Honesdale	5,490
Aliquippa	27,116	Indiana	9,569
Altoona	82,054	Jeannette	15,126
Ambridge	20,227	Jenkintown	4,797
Arnold	10,575	Johnstown	66,993
Ashland	7,164	Kingston	21,600
Beaver Falls	17,147	Kittanning	7,808
Bellevue	10,252	Lancaster	59,949
Berwick	12,660	Lansdale	8,379
Bethlehem	57,892	Lansdowne	9,542
Bloomsburg	9,093	Lansford	9,632
Braddock	19,329	Latrobe	10,644
Bradford	19,306	Lebanon	25,561
Bristol	11,799	Lewistown	13,357
Brownsville	2,869	Lock Haven	9,668
		Mahanoy City	14,784
		McKeesport	54,632
		Mc Kees Rocks	18,116
		Meadville	16,698
		Media	5,372
		Milton	8,552

CITIES AND STATES

Monessen	20,268	Cumberland	10,304
Monongahela	8,675	E. Providence	29,995
Mount Carmel	17,967	Lincoln	10,421
Mount Pleasant	5,869	Newport	27,612
Munhall	12,995	No. Providence	11,104
Nanticoke	26,043	Pawtucket	77,149
New Castle	48,674	Providence	252,981
New Kensington	16,762	Warwick	23,196
Norristown	35,853	Westerly	10,997
North Braddock	16,782	W. Warwick	17,696
Oil City	22,075	Woonsocket	49,376
Old Forge	12,661	SOUTH CAROLINA	
Olyphant	10,743	Pop. 1,738,765	
Phoenixville	12,029	Anderson	14,383
Philadelphia	1,950,961	Charleston	62,265
Pittsburgh	669,817	Columbia	51,581
Pittston	18,246	Florence	14,774
Plymouth	16,543	Greenville	29,154
Pottstown	19,430	Greenwood	11,020
Pottsville	24,300	Rock Hill	11,322
Punxsutawney	9,266	Spartanburg	28,723
Reading	111,171	Sumter	11,780
Sayre	7,902	SOUTH DAKOTA	
Scottdale	6,714	Pop. 692,849	
Scranton	143,433	Aberdeen	16,465
Shamokin	20,274	Brookings	4,376
Sharon	25,908	Huron	10,946
Shenandoah	21,782	Lead	5,733
Steelton	13,291	Mitchell	10,942
Stroudsburg	5,961	Rapid City	10,404
Sunbury	15,626	Sioux Falls	33,362
Swissvale	16,029	Watertown	10,214
Tamaqua	12,936	Yankton	6,072
Tarentum	9,551	TENNESSEE	
Taylor	10,428	Pop. 2,616,556	
Titusville	8,055	Bristol	12,005
Turtle Creek	10,690	Chattanooga	119,798
Tyrone	9,042	Clarksville	9,242
Uniontown	19,544	Cleveland	9,136
Vandergrift	11,479	Columbia	7,882
Warren	14,863	Dyersburg	8,733
Washington	24,545	Greeneville	5,544
Waynesboro	10,167	Jackson	22,172
West Chester	12,325	Johnson City	25,080
Wilkinsburg	29,639	Kingsport	11,914
Wilkes-Barre	86,626	Knoxville	105,802
Williamsport	45,729	Memphis	253,143
York	55,254	Murfreesboro	7,993
RHODE ISLAND			
Pop. 687,497			
Bristol	11,953	Nashville	153,866
Central Falls	25,898	Paris	8,164
Cranston	42,911		

NEW (1930) CENSUS

TEXAS		Victoria	
Pop. 5,824,715		7,421	
Abilene	23,175	Waco	52,848
Amarillo	43,132	Waxahachie	8,042
Austin	53,120	Wharton	2,691
Beaumont	57,732	Wichita Falls	43,690
Big Spring	13,735	Yoakum	5,656
Bonham	5,655		
Breckenridge	7,569	UTAH	
Brownsville	22,021	Pop. 507,847	
Brownwood	12,789	Brigham	5,093
Bryan	7,814	Logan	9,979
Childress	7,163	Murray	5,172
Cleburne	11,539	Ogden	40,272
Coleman	6,078	Provo	14,766
Corpus Christi	27,741	Salt Lake City	140,267
Corsicana	15,202	Tooele	5,135
Dallas	260,475		
Del Rio	11,693	VERMONT	
Denison	13,850	Pop. 359,611	
Denton	9,587	Barre	11,307
Edinburg	4,821	Bennington	7,390
El Paso	102,421	Brattleboro	8,709
Ennis	7,069	Burlington	24,789
Fort Worth	163,447	Montpelier	7,837
Gainesville	8,915	Newport	5,094
Galveston	52,938	Rutland	17,315
Greenville	12,407	St. Albans	8,020
Harlingen	12,124	St. Johnsbury	7,920
Houston	292,352	Winooski	5,308
Laredo	32,618		
Lubbock	20,520	VIRGINIA	
Lufkin	7,311	Pop. 2,421,851	
Marshall	16,203	Alexandria	24,149
McAllen	9,074	Charlottesville	15,245
McKinney	7,307	Clifton Forge	6,839
Palestine	11,445	Covington	6,538
Pampa	10,470	Danville	22,247
Paris	15,649	Fredericksburg	6,819
Plainview	8,834	Hampton	6,382
Port Arthur	50,902	Harrisonburg	7,232
Ranger	6,208	Hopewell	11,327
San Angelo	25,308	Lynchburg	40,661
San Antonio	231,542	Martinsville	7,705
San Benito	10,753	Newport News	34,417
Sherman	15,713	Norfolk	129,710
Sweetwater	10,848	Norton	3,077
Taylor	7,463	Petersburg	28,564
Temple	15,345	Portsmouth	45,704
Terrell	8,795	Pulaski	7,168
Texarkana	16,602	Radford	6,227
Tyler	17,113	Richmond	182,929
Vernon	9,137	Roanoke	69,206
		So. Norfolk	7,857
		Staunton	11,990

CITIES AND STATES

Suffolk		WISCONSIN	
10,271		Pop. 2,939,006	
Waynesboro	6,226	Antigo	8,610
Winchester	10,855	Appleton	25,267
WASHINGTON		Ashland	10,622
Pop. 1,563,396		Baraboo	5,545
Aberdeen	21,723	Beaver Dam	9,867
Anacortes	6,564	Beloit	23,611
Bellingham	30,823	Chippewa Falls	9,539
Bremerton	10,170	Cudahy	10,631
Centralia	8,058	De Pere	5,521
Everett	30,567	Eau Claire	26,287
Hoquiam	12,766	Fond du Lac	26,449
Kelso	6,260	Fort Atkinson	5,793
Longview	10,652	Green Bay	37,415
Mt. Vernon	3,690	Janesville	21,628
Olympia	11,733	Kaukauna	6,581
Port Angeles	10,188	Kenosha	50,262
Puyallup	7,094	La Crosse	39,614
Seattle	365,583	Madison	57,899
Spokane	115,514	Manitowoc	22,963
Tacoma	106,817	Marinette	13,734
Vancouver	15,766	Marshfield	8,778
Walla Walla	15,976	Menasha	9,062
Wenatchee	11,627	Menomonie	5,595
Yakima	22,101	Merrill	8,458
WEST VIRGINIA		Milwaukee	578,249
Pop. 1,729,205		Monroe	5,015
Beckley	9,357	Neeah	9,151
Bluefield	19,339	Oshkosh	40,108
Charleston	60,408	Portage	6,308
Clarksburg	28,866	Racine	67,542
Elkins	7,345	Rhineland	8,019
Fairmont	23,159	Sheboygan	39,251
Grafton	7,737	Shorewood	13,479
Hinton	6,654	South Milwaukee	10,706
Huntington	75,572	Stevens Point	13,623
Keyser	6,248	Sturgeon Bay	4,983
Logan	4,396	Superior	36,113
Martinsburg	14,857	Two Rivers	10,083
Montgomery	2,906	Watertown	10,613
Morgantown	16,186	Waukesha	17,176
Moundsville	14,411	Wausau	23,758
Oak Hill	2,076	Wauwatosa	21,194
Parkersburg	29,623	West Allis	34,671
Princeton	6,955	Wisconsin Rapids	8,726
Richwood	5,720	WYOMING	
So. Charleston	5,904	Pop. 225,565	
Welch	5,376	Casper	16,619
Wellsburg	6,398	Cheyenne	17,361
Weston	8,646	Laramie	8,609
Wheeling	61,659	Rock Springs	8,440
Williamson	9,410	Sheridan	8,536

UNITED STATES POSTAGE

Air Mail.—Mail carried by airplane 6 cents for each ounce or fraction thereof, regardless of distance. This includes transportation to and from the air-mail route.

First-Class.—Letters and all matter sealed or containing writing. Rate 3 cents for each ounce or fraction thereof. Letters for local delivery at letter carrier offices and letters to be delivered by Rural or Star Route carrier and those deposited in boxes along Rural or Star Route 2 cents for each ounce or fraction thereof, and 1 cent where free delivery by carrier is not established.

Business reply cards and envelopes bearing the printed name and address of the distributor and the prescribed indicia, including the number of the special permit, may be distributed, and returned through the mails without prepayment of postage, the regular postage plus one cent additional to be collected on delivery. Postal cards, private mailing cards, souvenir cards 1 cent. (See plain printed cards under third class).

Second-Class.—The rate of postage on publications entered as second-class matter, when sent by others than the publisher or news agent, shall be 1 cent for each 2 ounces or fraction thereof, except when the postage at the rates prescribed for fourth-class matter is lower, in which case the latter rates shall apply: *Provided*, That these rates shall also apply to sample copies of publications entered as second-class matter mailed in excess of the quantity entitled by law to be sent at the pound rates, and to copies mailed by publishers to other than subscribers or to persons who are not properly includable in the legitimate list of subscribers required by law.

Third-Class.—Unsealed. Merchandise, incomplete copies of newspapers, printed and other mailable matter (except that of the First or Second class) not exceeding 8 ounces, 1½ cents for each 2 ounces or fraction thereof.

Books and catalogues (24 or more pages and substantially bound), seeds, cuttings, bulbs, roots, scions, and plants, not exceeding 8 ounces, 1 cent for each 2 ounces or fraction thereof.

Plain Printed Cards (larger than 2½" x 4") 1½ cents.

Fourth-Class.—(Parcel Post). All mailable matter over 8 ounces and not exceeding 70 pounds and not included in the three preceding classes. Parcels may not exceed 100 inches in length and girth combined.

Parcel Post

To compute parcel post zone rates use the following table: Local—First pound 7 cents, 1 cent for each additional 2 pounds.

zone	miles	1st pound	each additional lb.
1st	up to 50	8 cents	1.1 cents
2nd	50 to 150	8 cents	1.1 cents
3rd	150 to 300	9 cents	2 cents
4th	300 to 600	10 cents	3.5 cents
5th	600 to 1000	11 cents	5.3 cents
6th	1000 to 1400	12 cents	7 cents
7th	1400 to 1800	14 cents	9 cents
8th	1800 & over	15 cents	11 cents

A fraction of a cent in the total amount of postage on any parcel shall be counted as a full cent. Parcels mailed on rural routes—2 cents less per parcel than at the rates shown herein when addressed for local delivery, and 3 cents less per parcel for other than local delivery.

Special Handling

If quick handling of a parcel is desired, mark "Special Handling" and add to the postage 10 cents up to 2 pounds; 2 to 10 pounds, 15 cents; over 10 pounds, 20 cents.

Special Delivery

Special delivery secures the immediate delivery within the "letter carrier" limits of city-delivery offices and within a mile limit of any other post-office; also at houses of patrons living on or within a half mile of rural routes. Special delivery fees in addition to regular postage on first class mail up to 2 pounds, 10 cents; 2 to 10 pounds, 20 cents; over 10 pounds, 25 cents. Fees on other than first class up to 2 pounds, 15 cents; 2 to 10 pounds, 25 cents; over 10 pounds, 35 cents.

Insurance

Domestic third and fourth class mail may be insured against loss, rifling, or damage in an amount equivalent to its actual value. Insurance fees, in addition to the regular postage, valuation not exceeding \$5.—5 cents; \$25.—10 cents; \$50.—15 cents; \$100.—25 cents; \$150.—30 cents; \$200.—35 cents. (Return receipts 3 cents additional).

C. O. D. Service (Domestic)

Parcels may be sent C. O. D. C. O. D. fee, in addition to regular postage, for collections not exceeding \$5.—12 cents; \$25.—17 cents; \$50.—22 cents; \$100.—32 cents; \$150.—40 cents; \$200.—45 cents.

REMINDER INDEX OF
JAN. FEB. MAR. APR. MAY JUNE

1					
2					
3					
4					
5					
6					
7					
8					
9					
10					
11					
12					
13					
14					
15					
16					
17					
18					
19					
20					
21					
22					
23					
24					
25					
26					
27					
28					
29					
30		Example			
31		PCD			

Indicate important entries with private

IMPORTANT ENTRIES
JULY AUG. SEPT. OCT. NOV. DEC.

1					
2					
3					
4					
5					
6					
7					
8					
9					
10					
11					
12					
13					
14					
15					
16					
17					
18					
19					
20					
21					
22					
23					
24					
25					
26					
27					
28					
29					
30					
31					

marks, as, P for pay, C collect, D discount

WEIGHTS AND MEASURES

Troy Weight

24 grains=1 pwt. 12 ounces=1 pound.
20 pwts.=1 ounce.

Used for weighing gold, silver and jewels.

Apothecaries' Weight

20 grains=1 scruple. 8 drams=1 ounce.
3 scruples=1 dram. 12 ounces=1 pound.

The ounce and pound in this are the same as Troy weight.

Avoirdupois Weight

27 11.32 grains=1 dram. 4 quarters=1 cwt.
16 drams=1 ounce. 2,000 lbs.=1 short ton.
16 ounces=1 pound. 2,240 lbs.=1 long ton.
25 pounds=1 quarter.

Dry Measure

2 pints=1 quart. 4 pecks=1 bushel.
8 quarts=1 peck. 36 bushels=1 chaldron.

Liquid Measure

4 gills=1 pint. 31½ gallons=1 barrel.
2 pints=1 quart. 2 barrels=1 hogshead.
4 quarts=1 gallon.

Mariners' Measure

6 feet=1 fathom 5,280 feet=1 stat. mile.
120 fathoms=1 cab. le'th. 6,085 feet=1 naut. mile.
7½ cable lengths=1 mile.

Miscellaneous

3 inches=1 palm. 18 inches=1 cubit.
4 inches=1 hand. 21.8 in.=1 Bible cubit.
6 inches=1 span. 2½ feet=1 military pace.

Square Measure

144 sq. inches=1 sq. ft. 40 sq. rods=1 rood.
9 sq. feet=1 sq. yard. 4 roods=1 acre.
30¼ sq. yds.=1 sq. rod. 640 acres=1 sq. mile.

Surveyors' Measure

7.92 inches=1 link 4 rods=1 chain.
25 links=1 rod.
10 sq. chains or 160 square rods=1 acre.
640 acres=1 sq. mile.
36 sq. miles (6 miles sq.)=1 township.

Cubic Measure

1,728 cub in.=1 cub. ft. 128 c.ft.=1 cord (wood)
27 cubic ft.=1 cubic yd. 40 c. ft.=ton (shpg.).
2,150.42 cubic inches=1 standard bushel.
268.8 cubic in.=1 standard gallon.
1 cubic foot=about four-fifths of a bushel.

Long Measure

12 inches=1 foot. 40 rods=1 furlong.
3 feet=1 yard. 8 furlongs=1 sta. mile.
5½ yards=1 rod. 3 miles=1 league.

JANUARY, 1935

New Year's Day

TUES
1

WED
2

THUR
3

FRI
4
63.-

SAT
5

JANUARY, 1935

SUN
6

MON
7

TUES
8

RB1

WED
9

THUR
10

RB1

FRI
11

67-

RB1

SAT
12

JANUARY, 1935

SUN
13

MON
14

TUES
15

RB1

WED
16

7' 20' RB1

THUR
17

RB1

FRI
18

69-

2y 2-8- RB1

SAT
19

Lee's Birthday (U. S.)

2-3y (RB1)

JANUARY, 1935

SUN
20

MON
21

6²⁰ - 2y 5h

TUES
22

2³⁰ - RBI
K 110

WED
23

THUR
24

Kella (2 n 26 27 - 2 50)
f 0 h - bl; Ros - vcp.
1.2.: 6(11), 20, 20, 20, 20,
1.2. (w, h, 2 - ev)

FRI
25

72. -

SAT
26

JAN., 1935, FEB.

SUN
27

2 y 2 h n - w 13-6
last 7 h.

MON
28

1; - 1. n 2 h 7 h.

TUES
29

2³⁰ - RBI

2¹ - 8.2.: 10, 10 (2 h), 20, 20,
h 10 (2), 20.

WED
30

THUR
31

FEBRUARY

FRI
1

75. -

SAT
2

FEBRUARY, 1935

SUN
3

MON
4

TUES
5

WED
6

THUR
7

• W. : 4-15.2. - 2 hrs.
FRI 8 N U 2 v l e n z p.
78.-
20-27 j e n l e n

SAT
9 ~ o f n.

FEBRUARY, 1935

SUN
10

MON
11

Lincoln's Birthday (U. S.) TUES
12

20-20. - 2 hrs f.
20-20. - 22.2. : 1 hr, v (v)
70-70 - 10-30 (2 2 hrs)

WED
13

20-24.

255 St. Valentine's Day THUR
14

20-20, 20-20 to 6 hrs.

of 40.
20-20 N U.

FRI
15

20-20. - 20-20. : 1 hr, v (v)
20-20. - 10-30 (2 2 hrs)

89.-

SAT
16

20-20. - 20-20. : 1 hr, v (v)
5-30 20-20. - 20-20. : 1 hr, v (v)
• Biography of a Bachelor Girl.

FEBRUARY, 1935

SUN
17

NA of s - gela.
on the night of
24-25/1/1935

MON
18

TUES
19

WED
20

THUR
21

FRI
22

Washington's Birthday (U.S.)

SAT
23

NA 20/1/1935. 27/1/1935.
to 24/1/1935

FEB., 1935, MAR.

SUN
24

7 3 1/2 ... 7 30 20 - 27 ... 20/1/1935

MON
25

Smiling thru' a ...
to me, Mr W.

TUES
26

WED
27

THUR
28

FRI
1

87.-

SAT
2

MARCH
27/1/1935 (35/1/1935)
NA 20/1/1935
to 24/1/1935

MARCH, 1935

SUN
3

8:30 y ph; 9:15 ~ m lo 5 lb
11:15 ~ go for (lo) - 1:15
m lo ~ m lo 3:30 ~ m lo 4:15 ~
m lo 5:30 ~ m lo 6:35 ~ go for 7:15
10:30 ~ m lo 10:45 ~ m lo

MON
4

2y 2 1/2 - m lo.

TUES
5

WED
6

1/2 7:10 - 10:00
m lo ~ m lo 2 1/2 1/2 1/2 1/2

THUR
7

2y 2 1/2 ~ m lo.

FRI
8

go. - m lo, m lo.

SAT
9

m lo ~ m lo 2y 2 1/2 ~ m lo
y 2y 2 1/2 ~ m lo.

MARCH, 1935

SUN
10

1 y 2 ~ m lo =
m lo 2 1/2 1/2

7/8

MON
11

2y 2 1/2 ~ m lo.
m lo 1/2 1/2

2 1/4

TUES
12

1. m lo ~ m lo 1/2.
m lo: 2 2/3 1/2

1 1/4

WED
13

m lo ~ m lo 2 1/2 3:10 ~ m lo.
11:00 ~ m lo 12:15 ~ m lo
2 2y 1/2 ~ m lo 2 1/2 1/2 1/2 1/2

THUR
14

m lo: 1 1/2 2; 1/2 1/2; 1 1/2 3; 2 ~ m lo.
2y 1/2 2y 1/2 1/2 1/2 1/2 1/2

FRI
15

m lo: 2 1/2 1/2 1/2 2 1/2 ~ m lo, 1
1/2 1/2 1/2 1/2 1/2 1/2 1/2 1/2 1/2 1/2 1/2 1/2
14:15 2y 2 1/2 ~ m lo 2 1/2

93. -
1/2

SAT
16

m lo: 1 1/2 2; 1 1/2 3.
m lo 1 1/2 1/2 1/2 1/2 1/2 1/2 1/2

m lo:

MARCH, 1935

St. Patrick's Day

SUN
17

8th Feb 6th 10th 11th 12th
2nd 10th 11th 12th 3rd 4th
5th 6th - 8th

MON
18

3 1/2 fl

TUES
19

2nd 7th 15th 2nd 10th 11th 12th
6th 11th

WED
20

7th 15th - 9th 15th 11th
8th 11th

THUR
21

2nd 10th 11th - 12th 11th
7th 11th 2nd 10th 11th 12th 2nd
11th

FRI
22

11th 12th

SAT
23

3 1/2 fl 2nd 10th 11th - 12th 11th
2nd 10th 11th 12th 2nd 10th 11th 12th
6th 11th 2nd 10th 11th 12th 2nd 10th 11th 12th

MARCH, 1935

SUN
24

2nd 10th 11th 12th
6th 11th 12th

1/2
+ fl

MON
25

2nd 10th 11th

TUES
26

7th 15th 2nd 10th 11th 12th
6th 11th 12th 2nd 10th 11th 12th

1/2

WED
27

9th 15th 2nd 10th 11th 12th
6th 11th 12th 2nd 10th 11th 12th

1/2 fl

THUR
28

2nd 10th 11th 12th 2nd 10th 11th 12th
2nd 10th 11th 12th 2nd 10th 11th 12th
10th 11th 12th 2nd 10th 11th 12th
11th 12th 2nd 10th 11th 12th

FRI
29

7th 15th 2nd 10th 11th 12th
9th 15th 2nd 10th 11th 12th
12th 2nd 10th 11th 12th
11th 12th 2nd 10th 11th 12th

SAT
30

7th 15th 2nd 10th 11th 12th
11th 12th 2nd 10th 11th 12th

Wood = 45 fl (+ 16 fl)

APR., 1935, MAY

SUN
28

2 1/4

MON
29

1 1/2

TUES
30

3

WED
1

1 1/2

MAY

The Little Colonel

THUR
2

5 1/4

8 1/2 + 5 = 28 ft

FRI
3

2 1/2 + 2 1/2

= 50 of 100 ft. lfn, for 22 33-5 ft.

SAT
4

The Scarlet Pimpernel

in a way of.

MAY, 1935

SUN

5
3

1 out of 1 ft (2.26) + 11 1/4

MON
6

2 1/2

TUES
7

2 1/2

8:1 - 2 2 of 8 m 10

WED
8

2 3/4

Roberta (20)

(1/2 1/4) g

THUR
9

5 1/2

20 m f.

grd - 100

FRI
10

2 1/2

30 ft.

SAT
11

8 2 2 of 2 m 10

MAY, 1935, JUNE

SUN
26
3

2y - 2m NA 1 2y - 2m

MON
27
1

4^m of 10/10 - 10 2y - 2m
9^m - 9^m 10/2; 10 20 1/2

TUES
28
1/4

2m NA 1/2; NA 1/2 (1/2)

~ 2e.

WED
29
1

THUR
30

Memorial Day (U.S.)

1/2 2y - 2m NA 1/2 12^m
2y - 2m NA 1/2 6^m

FRI
31
30

1/2

SAT
1

JUNE

9^m - Naughty Marietta
2d 2m - 2m

JUNE, 1935

NA 2y - 2m NA 2y 1/2
10/2; 10/2 1/2 2y - 2m

Jefferson Davis' Birthday (U.S.)

MON
3

2y - 2m NA 2y 1/2
12^m 1/2 10/2; 10/2 4^m (10/2)

TUES
4

7/2; 2y NA 10/2

10/2, 7/2, 10/2 2y - 2m, 10/2, 10/2
2y - 2m, 10/2

WED
5

10/2, 7/2 2y - 2m, 10/2 2y - 2m
10/2 2y - 2m, 10/2 2y - 2m
12^m 2y - 2m (4^m)
10/2 2y - 2m

THUR
6

FRI
7

2y - 2m - 2¹⁵
2 45 30/2 2y - 4^m Sunday
10/2 2y - 2m, 10/2 2y - 2m
10/2 2y - 2m, 10/2 2y - 2m

SAT
8

2y - 2m, 10/2 2y - 2m
10/2 2y - 2m, 10/2 2y - 2m
"bye little girl" 2y - 2m, 10/2
10/2 2y - 2m

JUNE, 1935

SUN
9

no gym p - 2:30
L of 3 - 4:30
7 x 20 - 8:11 - 8:55 - 9:10
2-2 20, 40, 20, 20, 20

MON
10

12:00

1

TUES
11

1

WED
12

12:00

2

THUR
13

1

*

FRI
14

1 10 of 10 v of 10 - 20 up - 50

10 - di. 6:00 - 10, 10, 20 (1/2); - 1000, 22, 10, 10

SAT
15

2 20 - 20 up, 10 - 20

2

in 10 R.

JUNE, 1935

SUN
16

20 - 20 up (20 - 20)

3

20 x

MON
17

2 - 8 (1000)

2

TUES
18

10 of 10 2 - 10 20 10

~~4 1/2~~
3

WED
19

4 1/2

THUR
20

20 - 20 up - 20. 6:00 - 10 - 10.
20 - 20 up - 10.

3

FRI
21

2 - 73, 1000 (102)
1000.

1/4

SAT
22

1000 10, 10 20 10 10 10.
20 of 10 10 - 20 up.

5

JUNE, 1935

SUN
23

2y - 600 → 2u.

3 1/2

MON
24

2y - 600 → 2u.

2 1/2

TUES
25

2y - 600 → 2u.

3 1/2

WED
26

600 2u; 2y 1/2 P 2y.

3

THUR
27

600 2u; 2y 1/2 P 2y.

2 1/2

FRI
28

600 2u.

1 1

SAT
29

600 2u; 2y 1/2 P 2y.

1

+ for - 2000 A = 50 per
" - 6.7 :: 4 - a.

JUNE, 1935, JULY

SUN
30

2y 2000 2u
20 - 50.

to work.

JULY

MON
1

2 - 5. Dominion Day (Canada)

TUES
2

to work.

WED
3

2 - 5. 2y 1/2 P 2y.

Independence Day (U. S.)

THUR
4

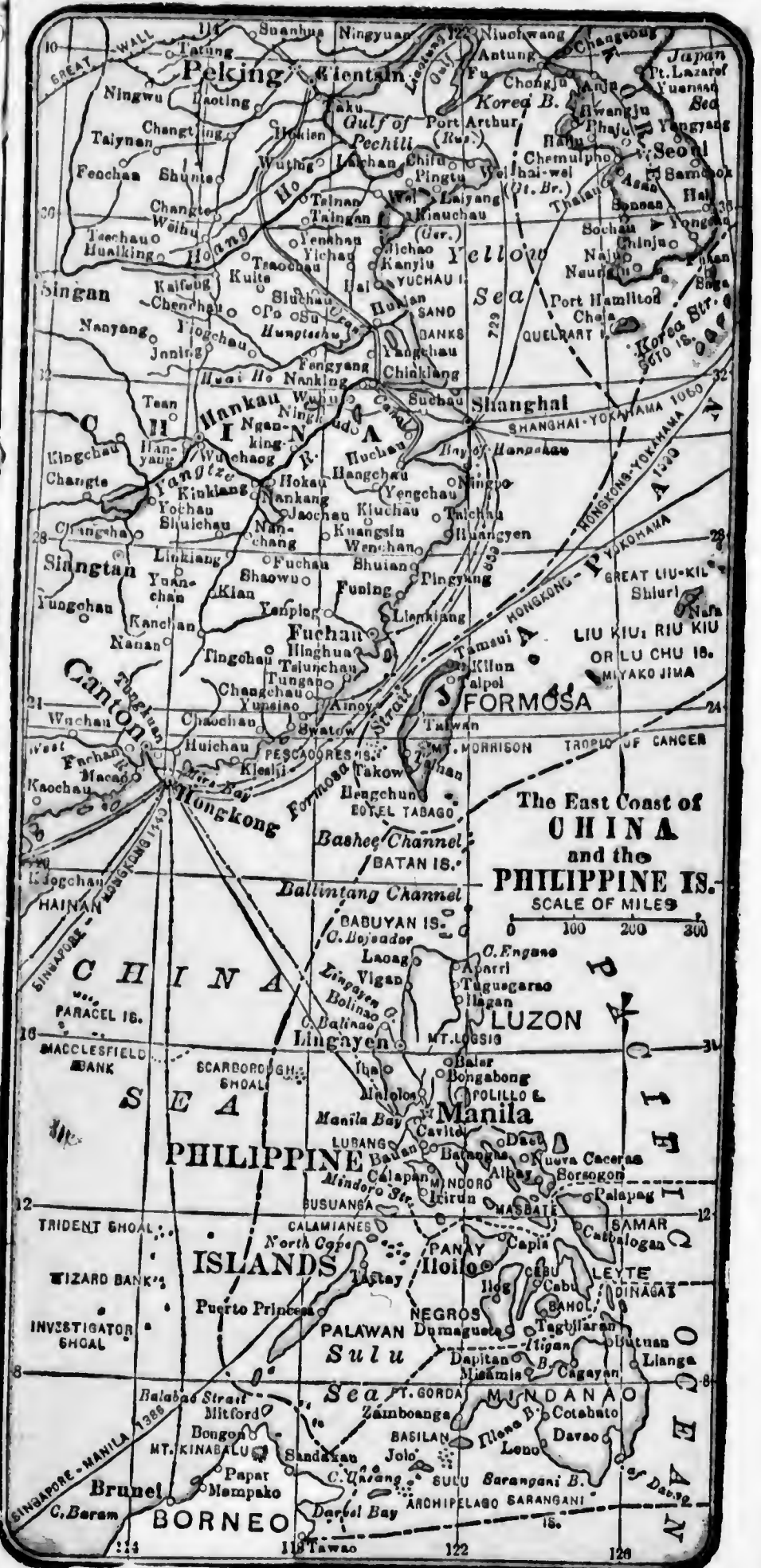
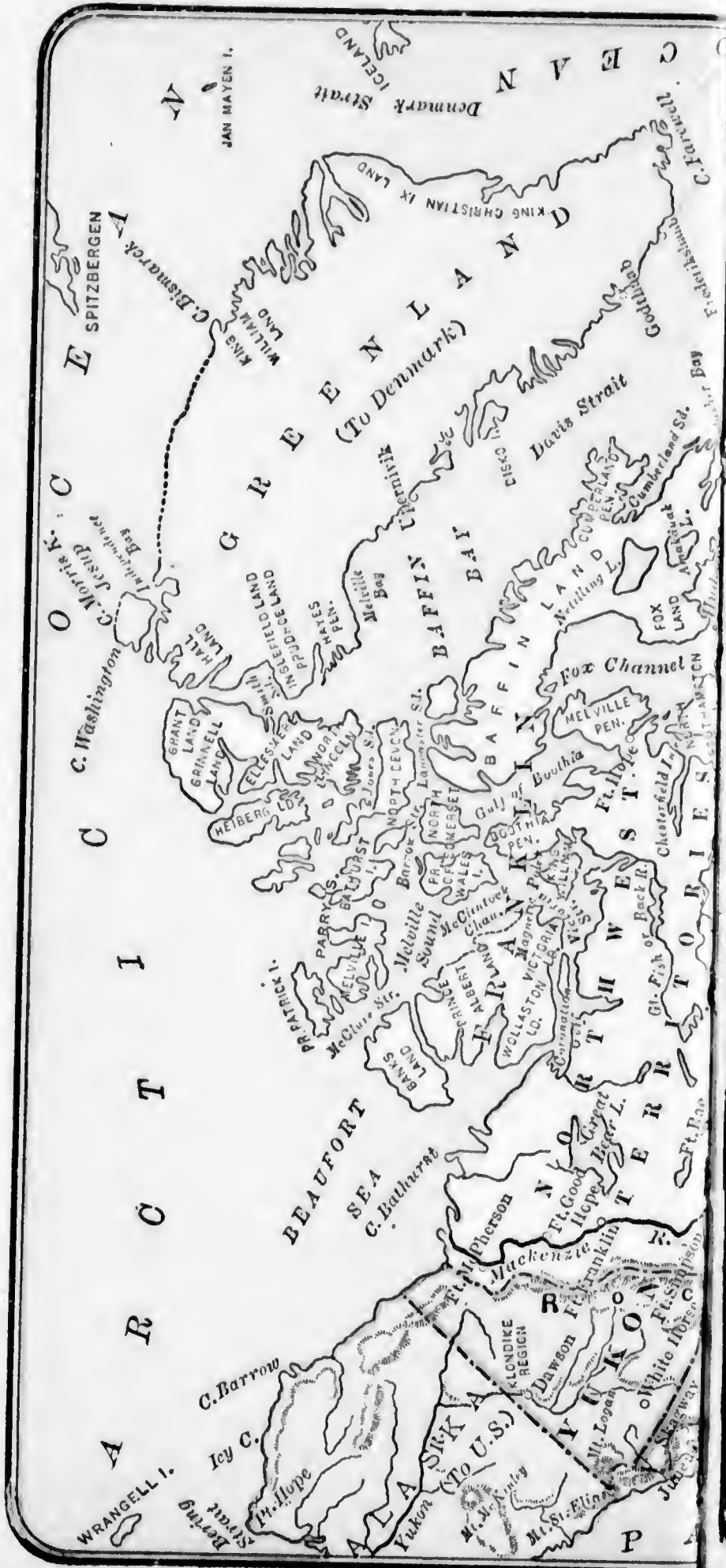
2y - 400 2u; 2y 1/2 P 2y;
2y 6 1/2 P 2y.

FRI
5

2y - 400 2y; 2y 100; 2y
2y 50 2y.

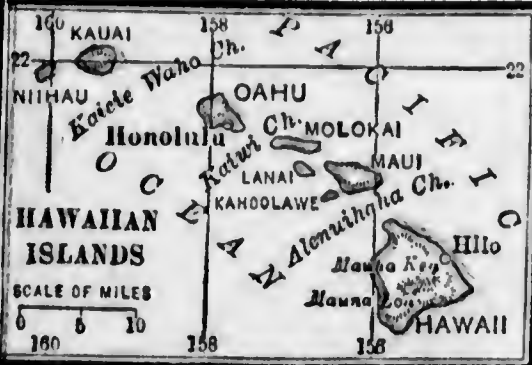
SAT
6

" - 12.7 :: 2y 10, 2y. - to work.





G U L F O F M E X I C O



DISTANCES:
 Hawaiian Is. from San Francisco, 2100 miles.
 Colon, Panama, from New York, 1961 miles.
 Porto Rico from Key West, 972 miles.
 Tutulla, Samoa Is. from San Francisco, 4160 miles.
 Guam I. from San Francisco, 5437 miles.

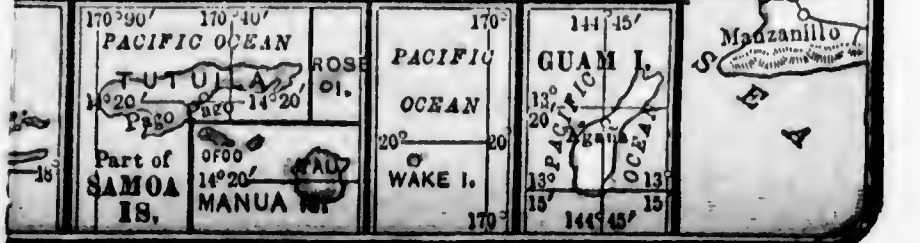
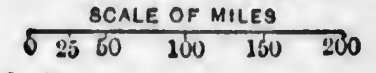


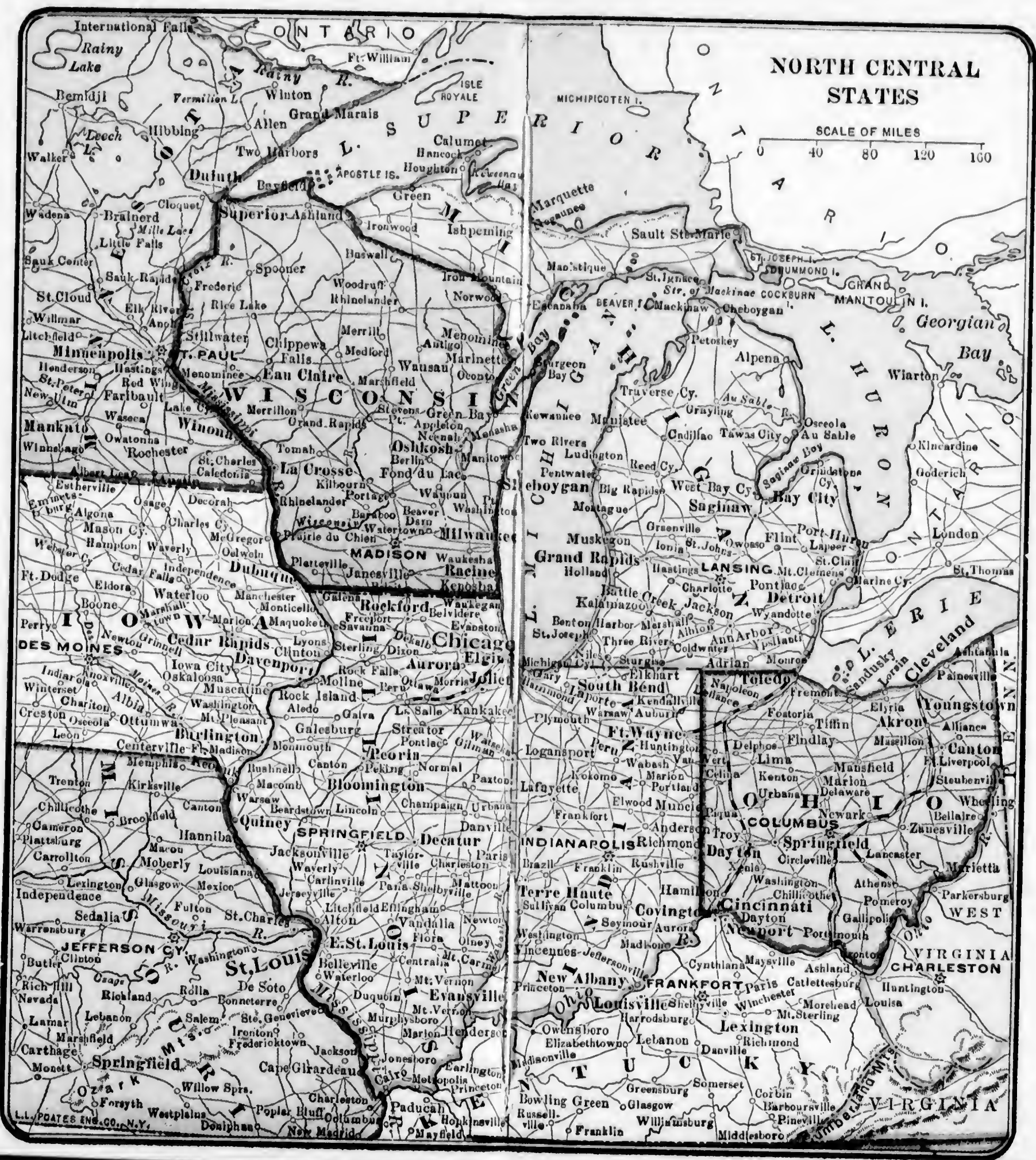
Yucatan
 C. San Antonio Channel
 L.L. POATES ENGRING CO., N.Y.

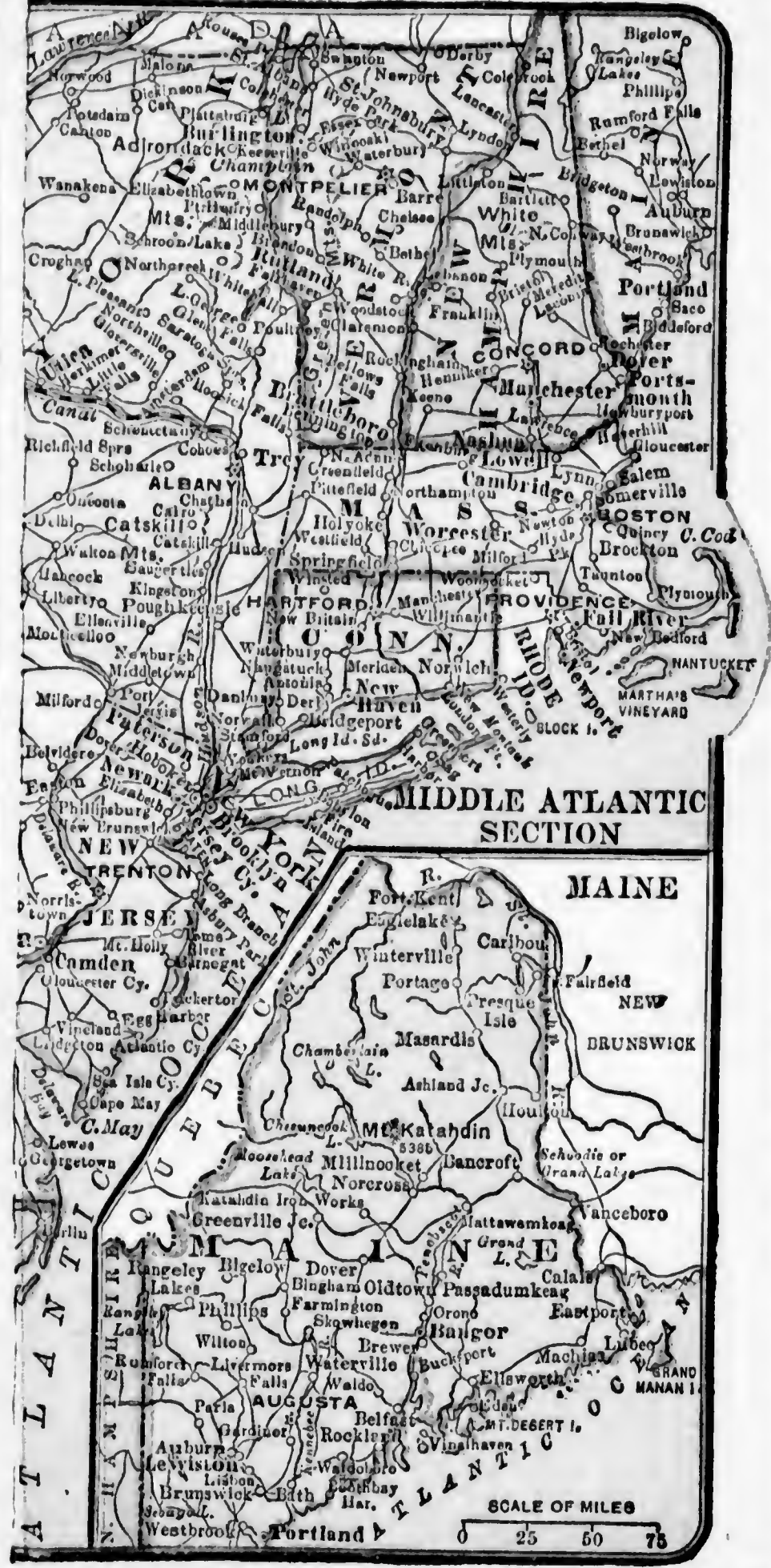
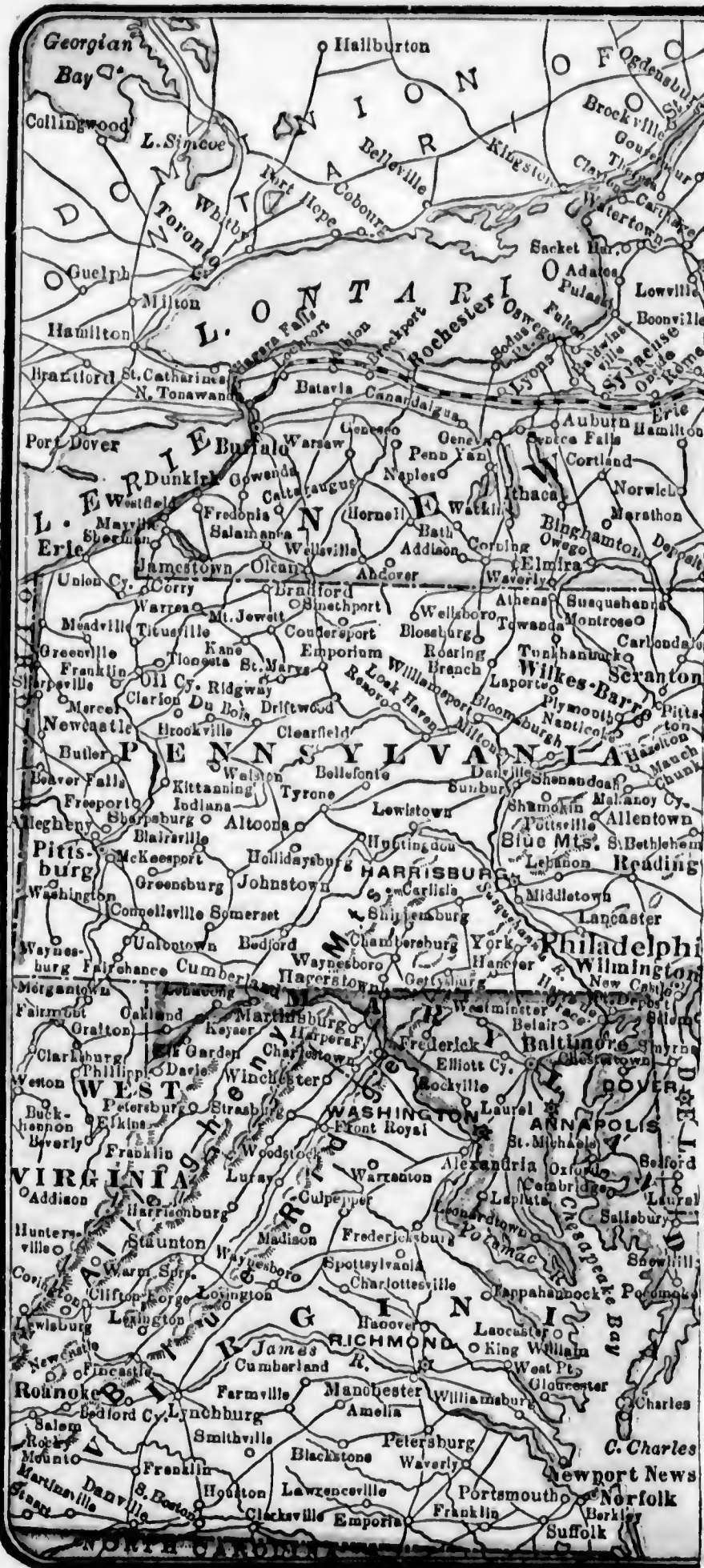
A small map showing Porto Rico and the Isthmus of Panama. Labels include 'ATLANTIC OCEAN', 'SAN JUAN', 'PORTO-RICO', 'Ponce', 'CARIBBEAN SEA', and 'Panama Bay'.

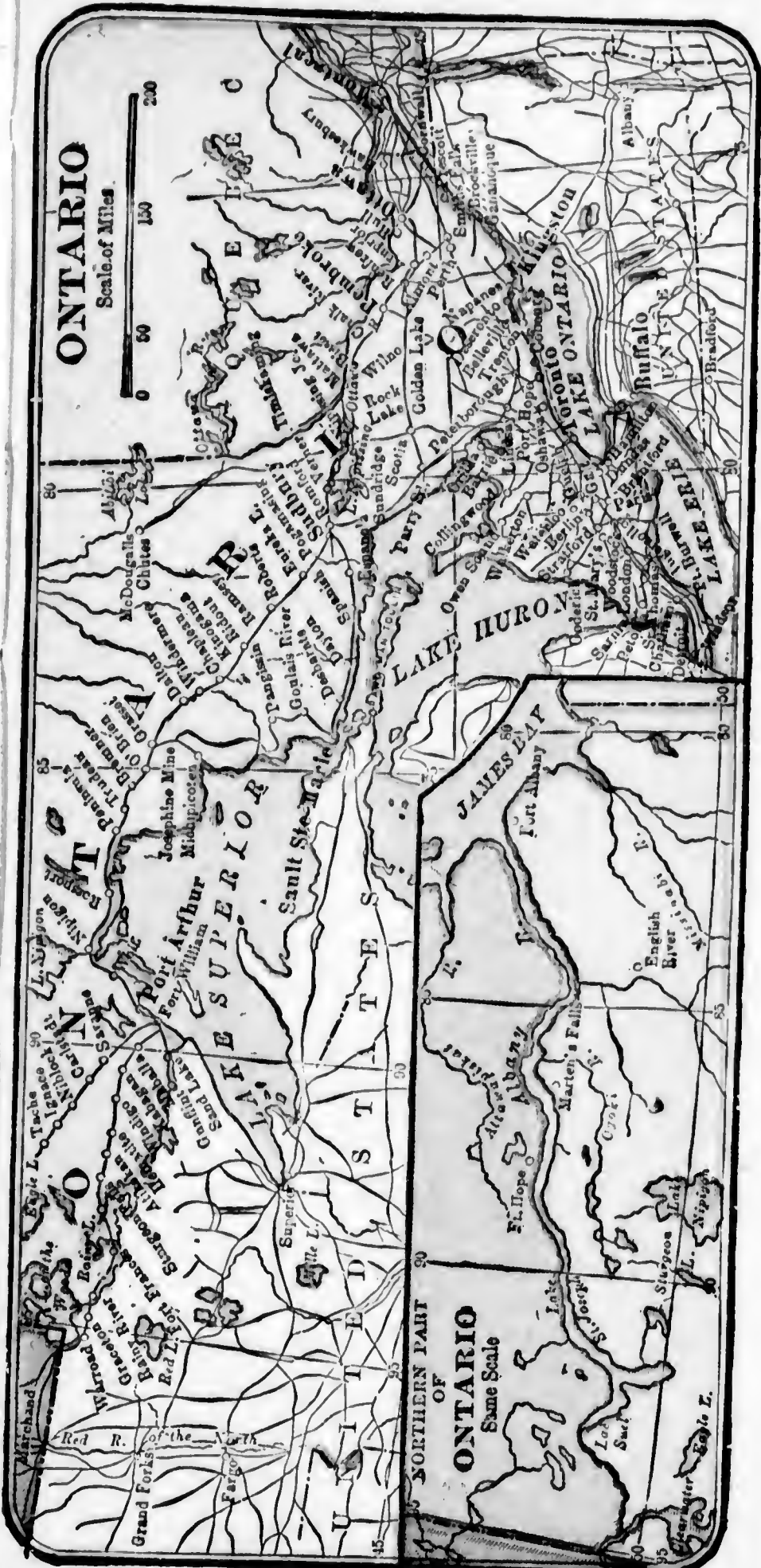
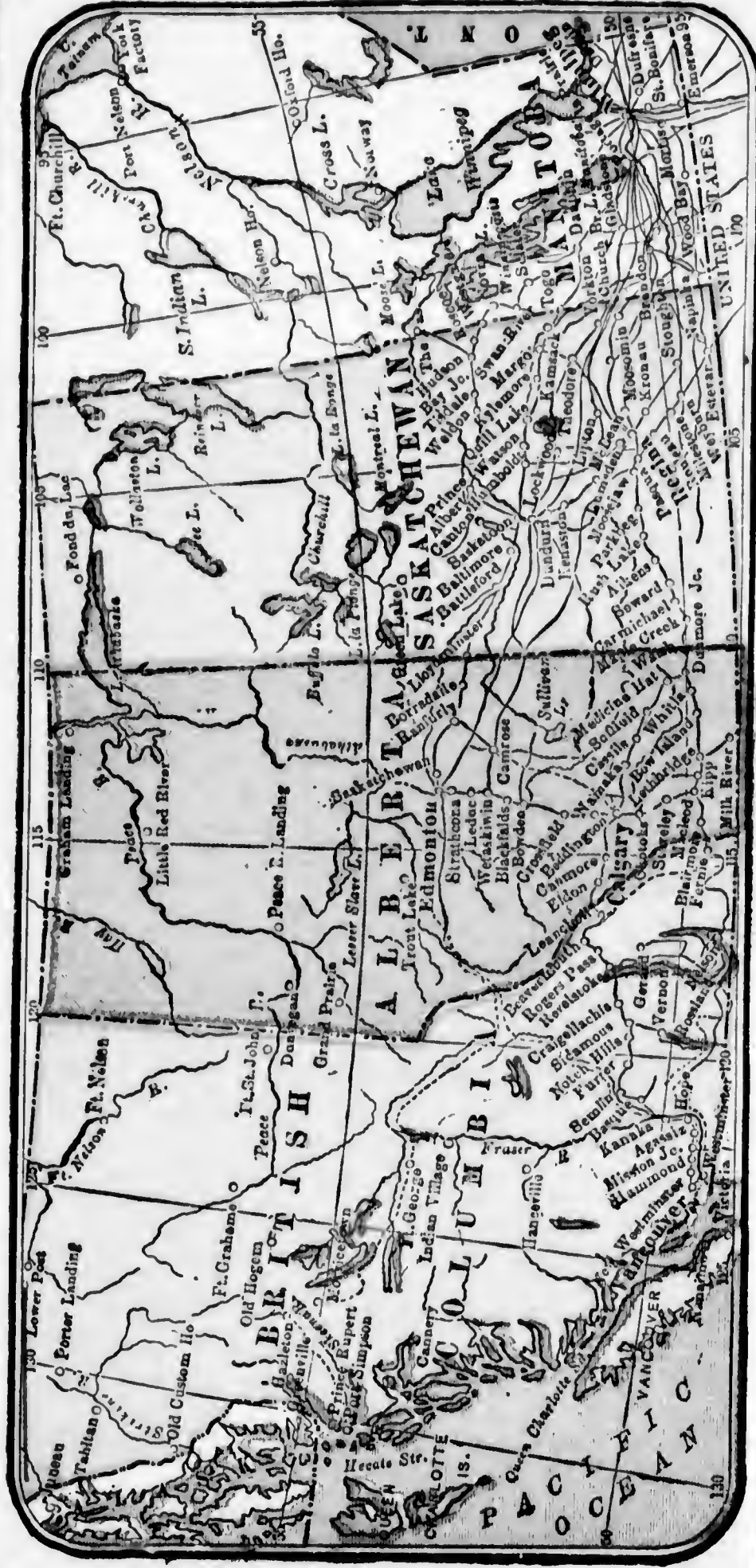


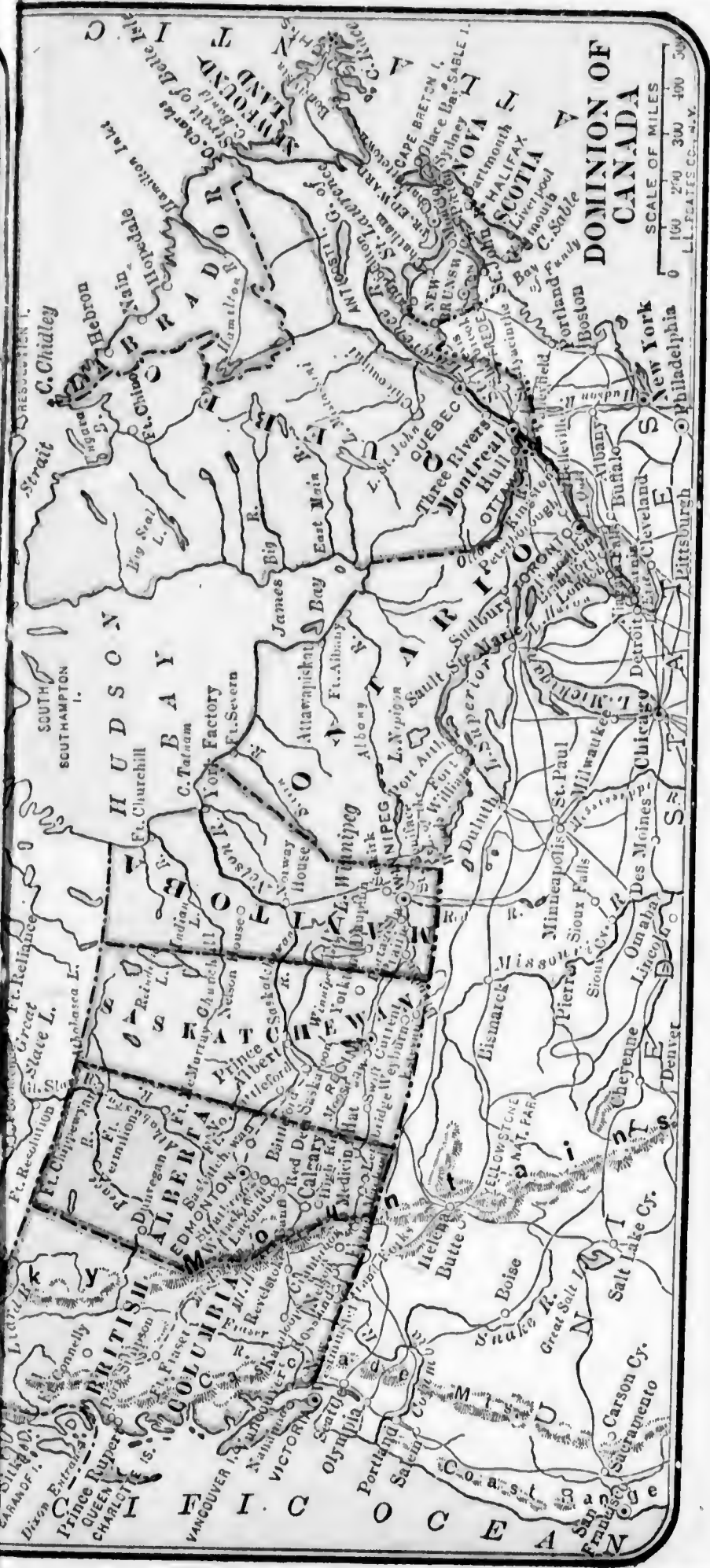
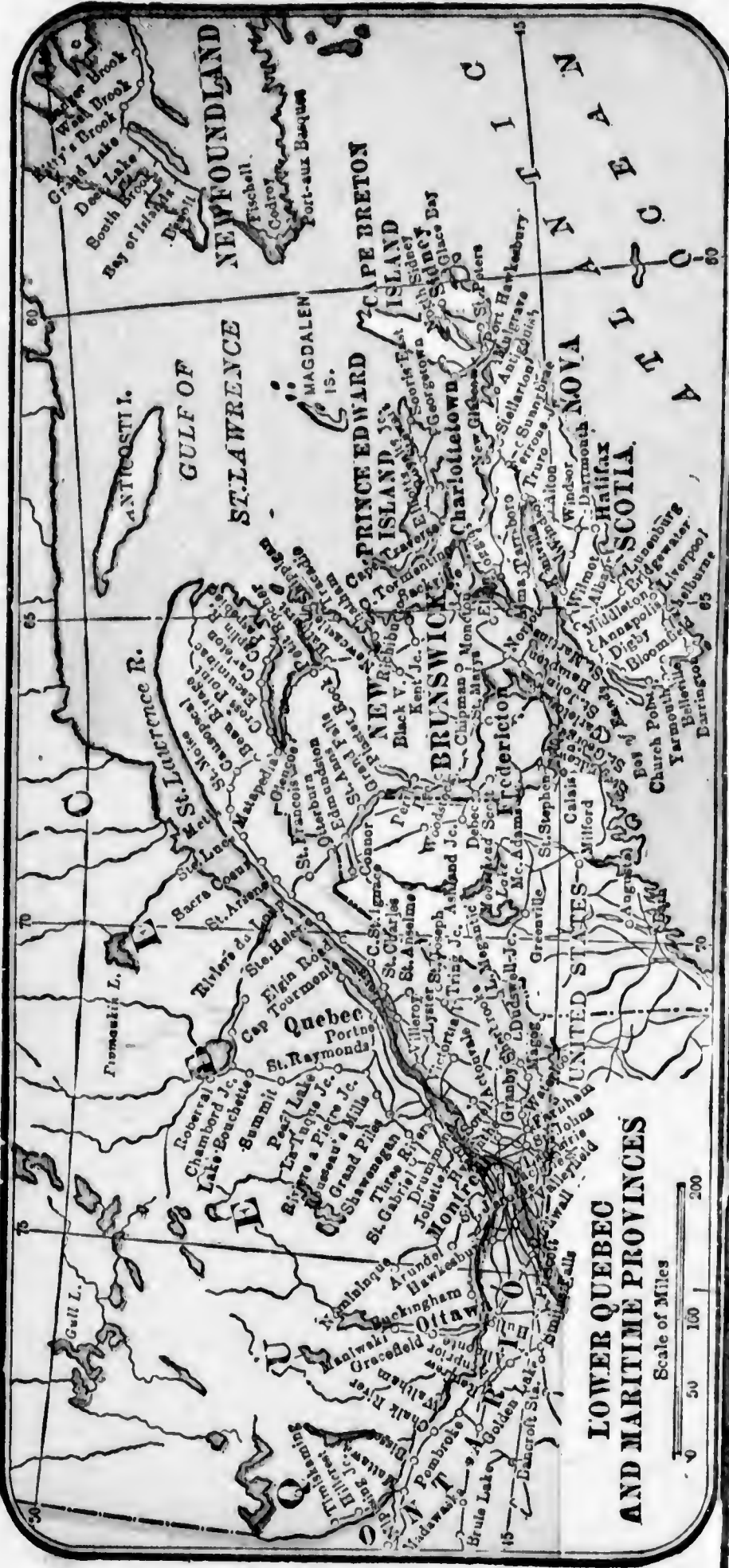
SOUTHERN STATES

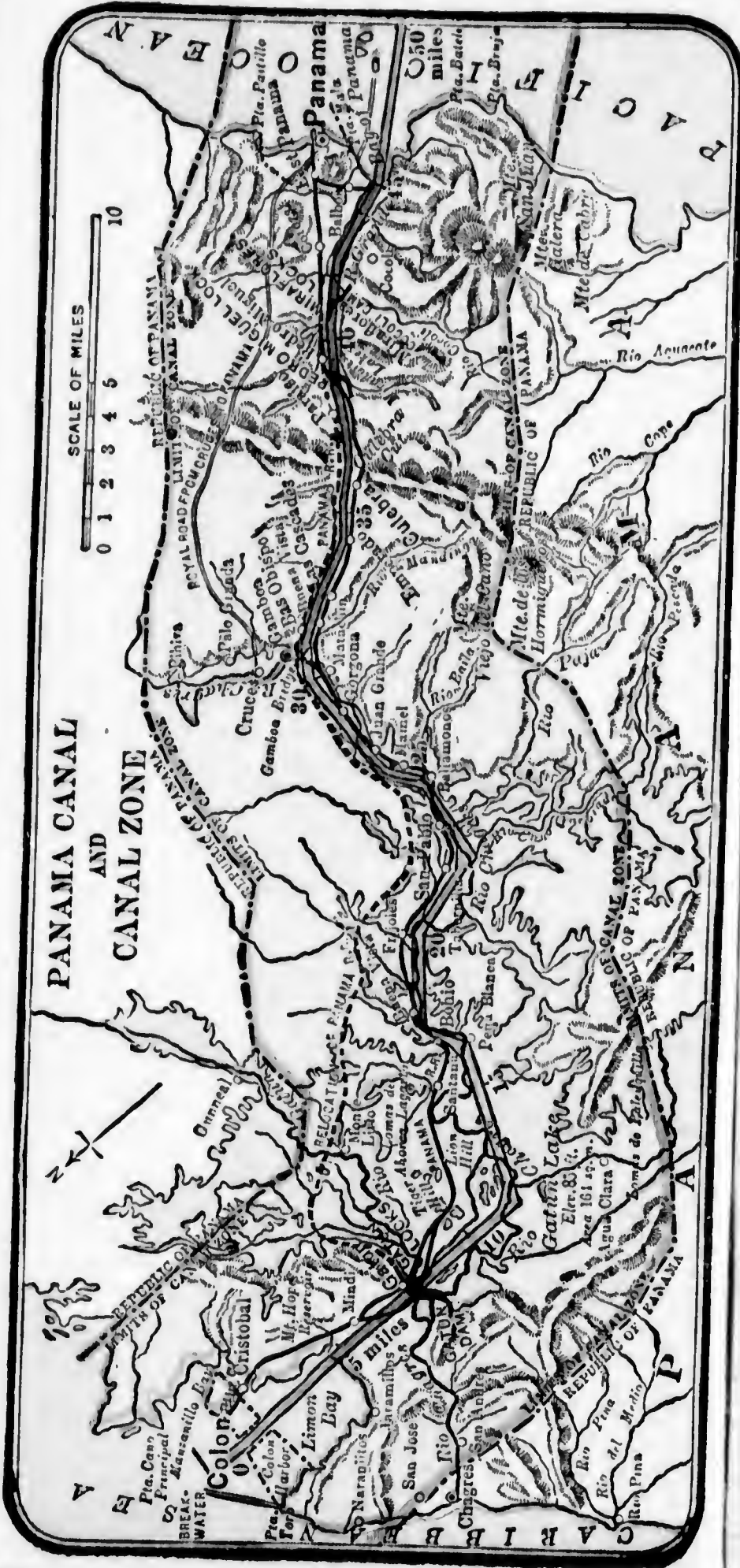












JULY, 1935

*2. - m of 12-30
13-5+5*

SUN
14

*2. - m of 10
11-10; 22; 1 m of
12-1-22 (in 22)*

MON
15

TUES
16

2.

WED
17

THUR
18

*2. - m of 12-30 (in 12-30)
13-5+5; 22; 1 m of*

FRI
19

*2. - m of 12-30
13-5+5; 22; 1 m of*

SAT
20

JULY, 1935

SUN
21

2. - 2.00 m. at 10.00 a.m. (10.00 a.m. - 10.00 a.m.)

MON
22

2. - 2.00 m. at 10.00 a.m. (10.00 a.m. - 10.00 a.m.)

TUES
23

2. - 2.00 m. at 10.00 a.m. (10.00 a.m. - 10.00 a.m.)

WED
24

2. - 2.00 m. at 10.00 a.m. (10.00 a.m. - 10.00 a.m.)

THUR
25

2. - 2.00 m. at 10.00 a.m. (10.00 a.m. - 10.00 a.m.)

FRI
26

2. - 2.00 m. at 10.00 a.m. (10.00 a.m. - 10.00 a.m.)

SAT
27

2. - 2.00 m. at 10.00 a.m. (10.00 a.m. - 10.00 a.m.)

JULY, 1935, AUG.

SUN
28

11.30 - 3.00 p.m. at 10.00 a.m. (10.00 a.m. - 10.00 a.m.)

MON
29

2. - 2.00 m. at 10.00 a.m. (10.00 a.m. - 10.00 a.m.)

TUES
30

WED
31

THUR
1

FRI
2

SAT
3

AUGUST

2. - 2.00 m. at 10.00 a.m. (10.00 a.m. - 10.00 a.m.)

SEPTEMBER, 1935

SUN 1

6

Handwritten notes for Sunday 1st and 6th, including "at night" and "at 2:20" with various symbols.

MON 2

6

Labor Day (U. S.)

Handwritten note "K-2"

TUES 3

1 1/2

Handwritten notes for Tuesday 3rd and 1 1/2th, including "at 7:30" and "at 10:10".

WED 4

4

Handwritten notes for Wednesday 4th and 4th, including "at 7:30" and "at 10:10".

THUR 5

7

Handwritten notes for Thursday 5th and 7th, including "at 7:30" and "at 10:10".

FRI 6

6

Handwritten notes for Friday 6th and 6th, including "at 7:30" and "at 10:10".

SAT 7

4

Handwritten notes for Saturday 7th and 4th, including "at 7:30" and "at 10:10".

SEPTEMBER, 1935

SUN 8

MON 9

TUES 10

WED 11

THUR 12

FRI 13

SAT 14

Handwritten notes for Sunday 8th through Tuesday 10th, including "at 2:45" and "at 3:15".

Handwritten notes for Wednesday 11th and 4th, including "at 2:45" and "at 3:15".

Handwritten notes for Thursday 12th and 4th, including "at 2:45" and "at 3:15".

Handwritten notes for Friday 13th through Saturday 14th, including "at 2:45" and "at 3:15".

SEPTEMBER, 1935

SUN
15

in 2 ~ 22, 22 W ~ 22 W.
22 W ~ 22 W ~ 22 W ~ 22 W
with ph 1/2 7 ~ 16 to 4.

MON
16

6:20 p.m. 22 W ~ 22 W
16 20, 22 W ~ 22 W
TUES
17

Wally 05.

W ~ 24.9. : v.

WED
18

130 feet 701.

THUR
19

30 p.m. ~ 4:30 (6:15) ~ 22 W
2 (22 W ~ 22 W) ~ 11:05 22 W
22 W ~ 22 W ~ 22 W
22 W ~ 22 W ~ 22 W

FRI
20

22 W ~ 22 W ~ 22 W ~ 22 W

1 ep - 27.9. : v. h.

SAT
21

22 W ~ 22 W ~ 22 W ~ 22 W

SEPTEMBER, 1935

SUN
22

22 W ~ 22 W ~ 22 W ~ 22 W
22 W ~ 22 W ~ 22 W ~ 22 W
22 W ~ 22 W ~ 22 W ~ 22 W

MON
23

22 W ~ 22 W ~ 22 W ~ 22 W
22 W ~ 22 W ~ 22 W ~ 22 W

TUES
24

22 W ~ 22 W ~ 22 W ~ 22 W
22 W ~ 22 W ~ 22 W ~ 22 W

WED
25

12:15 p.m. ~ 2:15, 22 W ~ 22 W
5:30 p.m. ~ 5:45, 22 W ~ 22 W
8:30 ~ 9:45 22 W ~ 22 W

THUR
26

22 W ~ 22 W ~ 22 W ~ 22 W
22 W ~ 22 W ~ 22 W ~ 22 W

FRI
27

22 W ~ 22 W ~ 22 W ~ 22 W
22 W ~ 22 W ~ 22 W ~ 22 W

SAT
28

22 W ~ 22 W ~ 22 W ~ 22 W
22 W ~ 22 W ~ 22 W ~ 22 W

OCTOBER, 1935

SUN
13

22°h) 2y 45°e) in 6 y
W: 4-6 W, 8-10, 12-14 ~ 2-4
A 29°; 10 20

MON
14

W 2 W ~ 5 y
6 22-24 W ~ 2, 2 10
L 2 10, 2 10
W: 20, 2 20

TUES
15

W 2 W ~ 5 y
L 1 10 ~ 2 00, 2 20, 2 20, 2
W ~ 2 10 ~ 2 10

WED
16

30 W ~ 5 y
4 15 W ~ 5 30 2 y 7 30 W
1 2 3 - 7 30 8 00 W ~ 9 10
9 20 W - 9 20 (2 10 y)

THUR
17

W 2 W ~ 5 y
W ~ 2 10, 2 10 ~ 2 10

FRI
18

W 2 W ~ 5 y
W ~ 2 10, 2 10 ~ 2 10

SAT
19

W 2 W ~ 5 y
W ~ 2 10, 2 10 ~ 2 10

OCTOBER, 1935

SUN
20

W 2 W ~ 5 y

MON
21

W 2 W ~ 5 y
W ~ 2 10, 2 10 ~ 2 10

TUES
22

W 2 W ~ 5 y

WED
23

W 2 W ~ 5 y
W ~ 2 10, 2 10 ~ 2 10

THUR
24

145 W ~ 3 15 W
5° W ~ 6° 2 y, 10 y ~ 8 30
W ~ 2 10 ~ 2 10
W ~ 2 10 ~ 2 10

FRI
25

SAT
26

W ~ 2 10 ~ 2 10
W ~ 2 10 ~ 2 10
8 15 W ~ 10 4 y

OCT., 1935, NOV.

SUN 27 WA - 8:15, 10:15

h. 10:15 - 1:15

MON 28

TUES 29 7:24 - 8:00
7:49 - 10:20
10:20 - 10:44

WED 30 12:15 - 3:00
10:55 - 11:00

THUR 31 Halloween

FRI 1 NOVEMBER (n.c.)

12:15, 2:04, 3:43 - 6:20
2:00 - 8:00
"Call of the Wild" - 2:00 - 2:15

SAT 2 11:30 - 12:15
5th St - 2:20 - 3:00
"The Bishop misbehaves" - 7:00

NOVEMBER, 1935

SUN 3 12:15 - 1:00
7:00 - 1:00
8:00 - 9:42; 10:20 - 10:44

MON 4

TUES 5

WED 6 12:15 - 3:00
11:20 - 11:46
11:20 - 11:46
11:20 - 11:46

THUR 7

FRI 8

SAT 9 7:24 - 10:15
Metropolitan - 10:30
10:30 - 11:20
11:20 - 11:46

NOVEMBER, 1935

SUN
10

12:30 B. 10. work hour 22.
5:30 2nd floor ~ 20 ft
6:30 2nd floor: 'She gets her man'
2 for 1st. ~ 11:15

MON
11

Armistice Day

4° 2nd floor, 6:22 - 8°

TUES
12

WED
13

+ 6 16:30.

THUR
14

6:28 B. 7° 2y - 8:15. 2nd floor.
8:30 WB - 11° 11:20 ft.

FRI
15

4° 2nd floor, 18:22 - 5:30.

SAT
16

9

NOVEMBER, 1935

SUN
17

9:20 10° 2y - 1:30. WB - 10°
5° - 'Mutiny on the Bounty' C. 10 K,
Two in, 1st floor (2, 6, 5, 7!)
10:20 ft.

MON
18

TUES
19

WED
20

9:20 10° 5y; 10:05 2nd floor - 1:20 - 2° 2nd floor
2nd floor - 4° - 10:10 - 10:53
WB - 6:30. 6:50 2nd floor. 7° 2nd floor
9:50. 10:05 ft 2nd floor - 11:53; 12:17 2nd floor.

THUR
21

FRI
22

7:32 6:45 ft; 2:20 2nd floor, 12:20 2nd floor
2:20 - 2:50 2nd floor - 1:15
11:18 - 0:40.

SAT
23

20 2nd floor - 10:10 - 10:15
2nd floor: 10:10 ft 2nd floor, 10:15 ft
2nd floor - 10:15, 10:15 ft, 10:15 ft.
10:15 ft 2nd floor; 10:15 ft, 10:15 ft.

DECEMBER, 1935

SUN
22

on with WA, J, n
W) W.

MON
23

Vol 2 ch... 2... Jy.

TUES
24

6²⁸ m. g. - 7¹⁵ 2y - 8¹⁵ -
6³⁵ m. g. 4n. - 9²⁰ ec,
x 10⁴.

WED
25

Christmas Day 10⁰ Vh, 2b.
N: ho - 100 length.

THUR
26

6³⁰) 6²², no n.

FRI
27

SAT
28

DECEMBER, 1935

SUN
29

MON
30

20 6 2. -

TUES
31

3²⁴ m. g. of 2yo cur 4x. g.
6³⁵ m. g. 20 5 m. g. 47. 2y - 7²⁰.
8, m. g.

2. T. 36. 20 27!

Memoranda and Addresses

Fischer Gen. 7061-R

Leinz Walnut 6280 - 16283

1707 Rittenhouse St. 9356
Kingoley 8816

Reinmann Victor 7183 Rit, 5100

152 West Schoolhouse Lane

Pumypacker 6860 - di 20 Spruce

E. Kleines Fern. Karolineallee 15

Mrs. Lake 49 18 Locust St.

Miss A. Fry (Lobby), 1222 Vilton St. (52 m. g.)

4688 Saratoga 8013

NK W: 228.3 - no 2 m

why, why, why, why ps!

why: 2y 2 (6 2 2, 2, 1 9) 20 m.

2 m. - why -

MEMORANDA AND ADDRESSES

W: no 2, 5/4

S^o Jm: 244 E 14th Street.
Russian Kremka.

W, 1/2/4:
 11.45 12.04 - 146
 1.06 1.23
 1.45 2.04
 2.45 3.04
 3.45 4.04
 4.31 5.04

Mr. W. Müller, 103 Mt. Tom Rd.
 Ros Rochelle, N. J.
 F. G. Chemicals Ltd., N. J. C.
 1150 Broadway

PAYMENTS DUE

RENT DUE	DATE
W 1/2/4: 5.-	
INSURANCE	
W 15.-	ca. 15.7.
LODGE DUES	
W 3.-	
W 95	
W 39	
CLUB DUES	
W 03	
W 40	
6.9.	4.-
10.9. 20-20	11.78
INTEREST DUE	
10.9.	4.-
20.-	
21.77	22.18
W -41	
22.18	
TAXES DUE	
	15/9/25

U. S. WAR DEPARTMENT

FROM TO	1	2	3	4	5	6	7	8	9	10	11	12	13	14	15	16	17	
Albany, N. Y.	201	297	832	742	1,866	549	2,261	1,283	3,063	1,490	145	237	569	3,085	1,016	3,103	372	
Atlanta, Ga.	1,108	933	733	488	1,529	748	1,684	889	2,496	493	876	784	799	2,810	611	2,808	649	
Baltimore, Md.	419	396	797	593	1,831	617	2,177	1,210	2,990	1,158	187	95	314	3,050	932	3,068	40	
Birmingham, Ala.	1,222	926	653	481	1,371	741	1,301	735	2,358	355	990	898	792	2,684	485	2,682	763	
Boston, Mass.	---	498	1,033	943	2,067	750	2,462	1,484	3,264	1,577	232	324	673	3,286	1,217	3,304	459	
Buffalo, N. Y.	1,033	525	525	445	1,559	252	1,918	969	2,749	1,281	396	416	272	2,778	719	2,796	436	
Chicago, Ill.	943	445	285	285	1,034	272	1,466	451	2,231	930	909	817	468	2,253	284	2,271	787	
Cincinnati, O.	681	183	357	262	1,391	171	1,706	757	2,537	1,098	579	487	135	2,610	536	2,628	437	
Cleveland, O.	819	321	315	116	1,340	181	1,667	700	2,480	952	631	540	191	2,568	422	2,586	487	
Columbus, O.	2,067	1,559	1,034	1,257	---	1,306	779	636	1,422	1,349	1,943	1,851	1,502	1,376	918	1,374	1,810	
Denver, Colo.	750	252	272	260	1,306	---	1,664	715	2,495	1,096	648	668	318	2,525	488	2,543	608	
Detroit, Mich.	1,501	1,004	468	777	1,026	740	1,663	715	2,275	1,398	1,277	1,300	947	1,844	728	2,243	1,255	
Duluth, Minn.	2,462	1,918	1,466	1,584	779	1,664	---	949	812	1,191	2,298	2,06	1,857	1,941	1,245	1,287	2,137	
El Paso, Texas.	1,937	1,439	1,004	999	802	1,208	615	507	1,427	547	1,773	1,681	1,332	2,178	720	1,902	1,612	
Forth Worth, Tex.	1,996	1,583	1,148	1,157	1,146	1,352	886	806	1,698	419	1,764	1,672	1,476	2,522	864	2,173	1,537	
Galveston, Tex.	2,562	2,054	1,529	1,814	908	1,801	1,687	1,277	1,290	2,145	2,438	2,346	1,997	752	1,555	1,252	2,316	
Helena, Mont.	965	467	184	110	1,159	276	1,486	519	2,299	899	812	720	371	2,437	241	2,455	663	
Indianapolis, Ind.	1,214	1,191	1,088	822	1,869	1,082	1,803	1,233	2,615	612	982	890	1,057	3,165	966	3,058	755	
Jacksonville, Fla.	1,484	969	451	617	636	715	949	---	1,780	868	1,331	1,239	890	1,979	278	1,977	1,170	
Kansas City, Mo.	3,264	2,749	2,231	2,397	1,422	2,495	812	1,780	---	2,003	3,111	3,019	2,670	1,129	2,058	475	2,950	
Los Angeles, Cal.	1,057	559	306	114	1,192	374	1,519	552	2,332	787	865	774	425	2,473	274	2,471	662	
Louisville, Ky.	1,390	939	534	494	1,120	750	1,154	484	1,966	396	1,158	1,066	805	2,463	305	2,441	931	
Memphis, Tenn.	---	---	---	---	---	---	---	---	---	---	---	---	---	---	---	---	---	---

MILEAGE, 1924

FROM TO	1	2	3	4	5	6	7	8	9	10	11	12	13	14	15	16	17
Milwaukee, Wis.	1,118	610	85	370	1,119	357	1,551	536	2,316	1,015	994	902	553	2,168	369	2,356	872
Minneapolis, Minn.	1,441	933	408	693	919	680	1,449	500	2,202	1,306	1,317	1,225	876	1,815	588	2,164	1,195
Mobile, Ala.	1,462	1,229	929	784	1,488	1,044	1,330	868	2,142	1,39	1,230	1,138	1,095	2,856	657	2,585	1,003
Newark, N. J.	241	387	899	741	1,933	639	2,288	1,321	3,101	1,335	9	82	431	3,152	1,043	3,170	217
New Haven, Conn.	157	461	984	826	2,018	713	2,373	1,406	3,186	1,420	75	167	516	3,237	1,128	3,255	302
New Orleans, La.	1,577	1,281	930	836	1,349	1,096	1,191	868	2,003	---	1,345	1,253	1,147	2,725	718	2,446	1,118
New York, N. Y.	232	396	909	751	1,943	648	2,298	1,331	3,111	1,345	---	92	441	3,162	1,053	3,180	227
Norfolk, Va.	579	580	952	667	1,923	837	2,250	1,283	3,063	1,090	347	256	503	3,205	1,005	3,223	201
Ogden, Utah.	2,521	2,013	1,488	1,773	591	1,760	1,321	1,194	821	1,890	2,397	1,305	1,956	851	1,414	783	2,275
Oklahoma, Okla.	1,760	1,262	835	882	737	1,031	719	343	1,492	752	1,596	1,504	1,155	2,113	543	1,803	1,418
Omaha, Neb.	1,521	1,013	488	773	538	760	1,143	194	1,821	1,062	1,397	1,305	956	1,785	414	1,783	1,275
Philadelphia, Pa.	324	416	817	660	1,851	668	2,206	1,239	3,019	1,253	92	349	349	3,070	961	3,088	135
Pittsburgh, Pa.	673	272	468	311	1,502	318	1,857	890	2,670	1,147	441	433	782	2,721	612	2,739	302
Portland, Me.	109	607	1,142	1,052	2,176	859	2,571	1,593	3,373	1,686	341	433	---	3,395	1,326	3,413	568
Portland, Ore.	3,286	2,778	2,253	2,538	1,376	2,525	1,941	1,979	1,129	2,725	3,162	3,070	2,721	3,395	2,199	772	3,040
Providence, R. I.	44	496	1,031	939	2,065	748	2,460	1,482	3,262	1,533	188	280	629	3,284	1,215	3,302	415
Richmond, Va.	575	552	865	580	1,836	724	2,163	1,196	2,976	1,042	343	251	418	3,118	918	3,136	116
Rochester, N. Y.	429	68	603	513	1,637	320	2,032	1,054	2,834	1,349	373	361	332	2,856	787	2,874	390
St. Louis, Mo.	1,217	719	284	339	918	488	1,245	278	2,058	718	1,053	961	612	2,199	2,197	2,197	892
St. Paul, Minn.	1,431	923	398	633	909	670	1,439	490	2,192	1,296	1,307	1,215	806	1,825	578	2,154	1,185
San Francisco, Cal.	3,304	2,796	2,271	2,556	1,374	2,543	1,287	1,977	475	2,446	3,180	3,088	2,739	772	2,197	3,102	3,058
Savannah, Ga.	1,077	1,054	1,027	743	1,823	1,003	1,847	1,183	2,659	656	845	753	920	3,104	905	3,102	618
Seattle, Wash.	3,231	2,723	2,198	2,483	1,559	2,470	2,124	2,050	1,312	2,918	3,107	3,015	2,666	183	2,328	955	2,985
Spokane, Wash.	2,911	2,403	1,878	2,163	1,282	2,150	2,061	1,651	1,497	2,519	2,787	2,695	2,346	368	1,929	1,140	2,665
Springfield, Mass.	99	399	934	844	1,968	651	2,363	1,385	3,165	1,482	137	229	578	3,187	1,118	3,205	364
Toledo, O.	794	296	244	202	1,278	58	1,611	662	2,442	1,038	701	609	260	2,497	437	2,515	550
Washington, D. C.	459	436	787	553	1,810	608	2,137	1,170	2,950	1,118	227	135	302	3,040	892	3,058	---

NOTES AND BILLS RECEIVABLE

DATE	NAME	DOLLS.	CTS.
7.1	Wm. S. ...	10.00	00
7.6.		51.50	86.06
15.6.		10.-	4.-
15.6.		5.-	
18.6.		-14	4.-
21.6.		5.-	
22.6.	One	2.79	
25.6.	26	-45	
28.6.			4.-
1.7.		5.-	
8.7.		10.-	4.-
NOTES AND BILLS PAYABLE			
2.5.	200	5.-	62.06
3.5.	200	1.-	
	plb 13, 10 29	-62	
4.5.			4.-
10.5.		10.-	
11.5.	216.47 103 00.00		4.-
17.5.	1.90	2.75	
18.5.		4.-	4.-
25.5.			4.-
27.5.		5.-	
31.5.		-16	
1.6.			4.-
3.6.	7 7/8 (7.6.)	20	4.-
8.6.			4.-
		57.50	86.06

34.56
25

SALES AND EXPENSES

MONTH	DATE	AMOUNT	EXPENSES	NET
JAN.	16.3.25	16.3.25	0.00	5.-
	9.3.	9.3.	0.00	1.50
FEB.	16.3.	16.3.	0.00	3.-
	21.3.	21.3.	0.00	10.-
MAR.	23.3.	23.3.	0.00	3.-
			12.48	-60
APR.				-60
				-18
MAY	25.3.21	25.3.21	0.00	-48
			60.125 10-21	-80
JUNE	26.3.21	26.3.21	0.00	-78
	27.3.21	27.3.21	0.00	-42
JULY				15.-
	28.3.	28.3.	0.00	-70
AUG.	30.3.	30.3.	0.00	4.-
	5.4.	5.4.	15.-	
SEPT.	6.4.	6.4.	0.00	4.-
				-21
OCT.	9.4.	9.4.	0.00	-26
	11.4.	11.4.	0.00	-20
NOV.	12.4.	12.4.	0.00	-95
	13.4.	13.4.	0.00	4.-
DEC.	18.4.	18.4.	0.00	-21
	20.4.	20.4.	0.00	4.-
GRAND TOTAL			10.-	
	23.4. for	23.4. for	-40	
	27.4.	27.4.	0.00	4.-
				26.97
				58.06

INSURANCE RECORD

Date Issued	Name of Company	Policy No.	Amount	Premium	Expires
Jan 21 - 27	Had 1st	66-2-65	20.36	2.60	1/27
Jan 21 - 27	Had 2nd	2-2-65	3.50	3.50	1/27
Jan 21 - 27	(Had 2nd)	2-2-65	10.10	10.10	2/27
Jan 21 - 27	Had 3rd	2-2-65	12.30	12.30	2/27
Jan 21 - 27	Had 4th	2-2-65	10.10	10.10	2/27
Jan 21 - 27	Had 5th	2-2-65	20.36	2.60	2/27
Jan 21 - 27	Had 6th	2-2-65	20.36	2.60	2/27
Jan 21 - 27	Had 7th	2-2-65	20.36	2.60	2/27
Jan 21 - 27	Had 8th	2-2-65	20.36	2.60	2/27
Jan 21 - 27	Had 9th	2-2-65	20.36	2.60	2/27
Jan 21 - 27	Had 10th	2-2-65	20.36	2.60	2/27
Jan 21 - 27	Had 11th	2-2-65	20.36	2.60	2/27
Jan 21 - 27	Had 12th	2-2-65	20.36	2.60	2/27
Jan 21 - 27	Had 13th	2-2-65	20.36	2.60	2/27
Jan 21 - 27	Had 14th	2-2-65	20.36	2.60	2/27
Jan 21 - 27	Had 15th	2-2-65	20.36	2.60	2/27
Jan 21 - 27	Had 16th	2-2-65	20.36	2.60	2/27
Jan 21 - 27	Had 17th	2-2-65	20.36	2.60	2/27
Jan 21 - 27	Had 18th	2-2-65	20.36	2.60	2/27
Jan 21 - 27	Had 19th	2-2-65	20.36	2.60	2/27
Jan 21 - 27	Had 20th	2-2-65	20.36	2.60	2/27

25.7. 6 - (16 1/2 5.50) 16.50

CASH—JANUARY

Day	Received	Paid
9.2.		- 64
		- 35
		- 86
		- 50
12.2.		- 85
		- 10
		- 10
		- 10
		- 10
		- 25
		- 25
		- 30
		- 10
25.2.	- 50	4.50
	(100. - = 15.-)	

3.50 + 8. - + 4. - = 8. -
 19. - + 16. - + 16. - = 51. -
 28. -

CASH-APRIL

Day	Received	Paid
H. 4.		2.98
		1.98
	20.89	1.09
	10	.15
		.15
		.31
	11, 9, 52, 60	1.32
		.21
		3.88
		.25
		.30
		.40
		1.50
		.10
		.20
		.20
		1.98
		2. -
		.05
		1. -
		20. -

CASH-MAY

Day	Received	Paid
	31, 31, 31, 3.02	3.95
	16, 2, 20, 5, 5	.28
	25, 25, 40	.75
	10, 10	.20
		1. -
		1.08
		.62
		.09
		.10
		10. -
		1. -
		2.25
		1.61
		.69
		.20
		1.75
		.33
		.10
		28. -

CASH—AUGUST

Day	Received	Paid
		77
12, 56, 9, 5, 8, 3		- .93
21 ¹² 10.75		10.75
24 ¹² 55.55		1.15
25 ¹² 20.00		- .25
26 ¹² 59.75		4.50
27 ¹² 60.00		- .40
28 ¹² 1.20, 1.20, 1.60, 1.20		5.20
29 ¹² 5.-		5.-
30 ¹² 35, 37		- .72
31 ¹² 55		- .55
15, 23, 15		- .53
20 ¹² 20		- .25
25 ¹² 40		- .40
26 ¹² 2		2.-
27 ¹² 24		- .10
28 ¹² 10		- .10
29 ¹² 10		- .10
		29.-

CASH—SEPTEMBER

Day	Received	Paid
10 ¹² 28		2.98
20 ¹² -1.-, 1.30, 10		2.40
29 ¹² 9.- 5.-		14.-
30 ¹² 55, 50, 50, 1.85		1.55
15, 15, 15, 15		- .60
7 ¹² 15, 7 ¹² 14, 10		- .39
23 ¹² 39, 40, 40		1.79
24 ¹² 10, 12, 9		- .19
13, 12, 29, 32		- .74
3.-, -40, 6, 10		3.40
59, 62, 23		- .82
1.79		2.09
7 ¹² 65, 30		- .95
20 ¹² 10		- .30
31, 31, 23		- .85
24 ¹² 50, 22		- .72
24 ¹² 44, 49		1.03
24 ¹² 50, 17 (23)		- .50
1.-, 45, 35		1.80
		37.-

1/8 27 5/10

CASH—OCTOBER

Day	Received	Paid
	48.50	
		4.35
	3.52, 1.49	5.01
	1.02, 1.81	1.02
	65.10, 9.15	1.28
	10.75	1.89
	41.48, 30.15	5.09
	20.00	-.76
	15.00	-.20
X/10.	7.00	-.27
112.	1.00	2.00
116.	3.73	4.99
120.	1.50, 2.00	3.50
128.	2.00	2.00
	2.00	2.00
	2.00	2.00
	2.65	3.34
	50.50	40.50

(27 25)

CASH—NOVEMBER

Day	Received	Paid
XI/7.	4.35, 30.10, 25.00	5.00
	1.00, 2.50	1.52
	10.25	-.60
	50.00, 25.10	-.85
	38.20, 52.10, 3.00	1.23
	5.00, 10.00	-.30
16.	1.00, 2.00	3.00
	1.50	1.50
	15.15, 15.15, 55.55	1.70
11.	5.00	3.50
17.	7.00	-.75
20.	2.00	4.00
25.	5.00	-.50
		1.00
		1.00
		-.25
		-.25
		-.10
	39.00	24.00

CASH—DECEMBER

Day		Received	Paid
		15. -	
XII/1.	L ¹⁵ 15, 15, 15, 15, 15, 15	7. -	1.20
	L ¹⁵ 5, 15, 5		.25
	L ^{55, 50} 15, 15, 15, 15, 20, 20		2.40
	20 L ³ 3. - 50, 1. -		4.50
	O ²¹ 14, 51, 2.19, 26, 25		3.56
	²³ m ^{1.65} de ²⁰ de ²⁰ de		2.08
	²² No more ^{10, 10, 5} of		.47
XII/7.	L ⁵ 5, 5, 10, 15	3. -	.35
9.	PC 2. - 1. - ^{2. - 2. -}	4. -	3. -
	L ¹⁰ 6, ¹⁰ 2, ¹⁰ 10, ¹⁰ 10		.30
	L ¹⁰ 20, 20, 20		1. -
	L ¹¹ 1.95, ¹⁰ 2.00		2.00
116.	L ¹⁰ 5, ¹⁰ 10, ¹⁰ 10, 15	7. -	.50
	¹⁰ 20, ¹⁰ 10, ¹⁰ 10, ¹⁰ 10		.20
	⁴⁵ for ¹⁰ 50, ¹⁰ 15		1.50
	¹⁰ 10, ¹⁰ 10, ¹⁰ 10, ¹⁰ 10		1.25
	¹⁰ 10, ¹⁰ 10, ¹⁰ 10		3. -
23.	on ¹⁰ 10, ¹⁰ 10	7. -	1.50
30.	on ¹⁰ 10	7. -	.12
		50. -	30. -
	PC	2. -	2. -
		52. -	32. -

Table of Wages by the Month.

\$25	50	60	75	Ds.	\$80	90	100	125
.83	1.67	2.00	2.50	1	2.67	3.00	3.33	4.17
.96	1.92	2.31	2.88	1	3.08	3.46	3.85	4.81
1.92	3.85	4.62	5.77	2	6.15	6.92	7.69	9.62
2.88	5.77	6.92	8.65	3	9.23	10.38	11.54	14.42
3.85	7.69	9.23	11.54	4	12.31	13.85	15.38	19.23
4.81	9.62	11.54	14.42	5	15.38	17.31	19.23	24.04
5.77	11.54	13.85	17.31	6	18.46	20.77	23.08	28.85
6.73	13.46	16.15	20.19	7	21.54	24.23	26.92	33.65
7.69	15.38	18.46	23.08	8	24.62	27.69	30.77	38.46
8.65	17.31	20.77	25.96	9	27.69	31.15	34.62	43.27
9.62	19.23	23.08	28.85	10	30.77	34.62	38.46	48.08
10.58	21.15	25.38	31.73	11	33.85	38.08	42.31	52.88
11.54	23.08	27.69	34.62	12	36.92	41.54	46.15	57.69
12.50	25.00	30.00	37.50	13	40.00	45.00	50.00	62.50
13.46	26.92	32.31	40.38	14	43.08	48.46	53.85	67.31
14.42	28.85	34.62	43.27	15	46.15	51.92	57.69	72.12
15.38	30.77	36.92	46.15	16	49.23	55.38	61.54	76.92
16.35	32.69	39.23	49.04	17	52.31	58.85	65.38	81.73
17.31	34.62	41.54	51.92	18	55.38	62.31	69.23	86.54
18.27	36.54	43.85	54.81	19	58.46	65.77	73.08	91.35
19.23	38.46	46.15	57.69	20	61.54	69.23	76.92	96.15
20.19	40.38	48.46	60.58	21	64.62	72.69	80.77	100.96
21.15	42.31	50.77	63.46	22	67.69	76.15	84.62	105.77
22.12	44.23	53.08	66.35	23	70.77	79.62	88.46	110.58
23.08	46.15	55.38	69.23	24	73.85	83.08	92.31	115.38
24.04	48.08	57.69	72.12	25	76.92	86.54	96.15	120.19
25.00	50.00	60.00	75.00	26	80.00	90.00	100.00	125.00

Table of Wages by the Week.

\$12	14	16	18	Dys	\$20	25	35	40
1.71	2.00	2.29	2.57	1	2.86	3.57	5.00	5.71
.50	.58	.67	.75	1/4	.83	1.04	1.46	1.67
1.00	1.17	1.34	1.50	1/2	1.67	2.08	2.92	3.33
1.50	1.75	2.00	2.25	3/4	2.50	3.13	4.38	5.00
2.00	2.33	2.67	3.00	1	3.33	4.17	5.83	6.67
3.00	3.50	4.00	4.50	1 1/2	5.00	6.25	8.75	10.00
4.00	4.67	5.33	6.00	2	6.67	8.33	11.67	13.33
5.00	5.83	6.67	7.50	2 1/2	8.33	10.42	14.58	16.67
6.00	7.00	8.00	9.00	3	10.00	12.50	17.50	20.00
7.00	8.17	9.33	10.50	3 1/2	11.67	14.58	20.42	23.33
8.00	9.33	10.67	12.00	4	13.33	16.67	23.33	26.67
9.00	10.50	12.00	13.50	4 1/2	15.00	18.75	26.25	30.00
10.00	11.67	13.33	15.00	5	16.67	20.83	29.17	33.33
11.00	12.83	14.67	16.50	5 1/2	18.33	22.92	32.08	36.67
12.00	14.00	16.00	18.00	6	20.00	25.00	35.00	40.00

These tables are on the basis of 26 working days to the month and 6 working days to the week. The one day in Italic at top of tables is on the basis of 30 working days to the month and 7 working days to the week.

1936

12.7. Penn. R.R. to Phila.

3.6

2.-

CALENDAR 1936

	Sun.	Mon.	Tues.	Wed.	Thur.	Fri.	Sat.		Sun.	Mon.	Tues.	Wed.	Thur.	Fri.	Sat.
Jan	5	6	7	8	9	10	11	July	12	13	14	15	16	17	18
	12	13	14	15	16	17	18		19	20	21	22	23	24	25
	19	20	21	22	23	24	25		26	27	28	29	30	31	..
	26	27	28	29	30	31
Feb	1	Aug	4	5	6	7	8
	2	3	4	5	6	7	8		9	10	11	12	13	14	15
	9	10	11	12	13	14	15		16	17	18	19	20	21	22
	16	17	18	19	20	21	22		23	24	25	26	27	28	29
	23	24	25	26	27	28	29		30	31
Mar	1	2	3	4	5	6	7	Sept	1	2	3	4	5
	8	9	10	11	12	13	14		6	7	8	9	10	11	12
	15	16	17	18	19	20	21		13	14	15	16	17	18	19
	22	23	24	25	26	27	28		20	21	22	23	24	25	26
	29	30	31		27	28	29	30
April	1	2	3	4	Oct	1	2	3
	5	6	7	8	9	10	11		4	5	6	7	8	9	10
	12	13	14	15	16	17	18		11	12	13	14	15	16	17
	19	20	21	22	23	24	25		18	19	20	21	22	23	24
	26	27	28	29	30		25	26	27	28	29	30	31
May	1	Nov
	3	4	5	6	7	8	9		1	2	3	4	5	6	7
	10	11	12	13	14	15	16		8	9	10	11	12	13	14
	17	18	19	20	21	22	23		15	16	17	18	19	20	21
	24	25	26	27	28	29	30		22	23	24	25	26	27	28
	31		29	30
June	..	1	2	3	4	5	6	Dec	1	2	3	4	5
	7	8	9	10	11	12	13		6	7	8	9	10	11	12
	14	15	16	17	18	19	20		13	14	15	16	17	18	19
	21	22	23	24	25	26	27		20	21	22	23	24	25	26
	28	29	30		27	28	29	30	31

THE IDEAL

JUNIOR DIARY

Year

1936



Maps of the World

Postal Regulations

General Information

Cash Account

MADE IN U.S.A.

AUTOMOBILE

NAME OF MAKE.....
TYPE OF BODY.....
NUMBER OF CYLINDERS.....
DIAM. OF BORE.....STROKE.....
H. P.....MFRS. NO.....
MODEL.....YEAR.....ENG. NO.....
DATE ACQUIRED.....
REGISTRATION NO.....
LICENSE NO.....
STATE.....
PARTICULAR EQUIPMENT.....
.....
.....
PARTICULAR MARKINGS.....
.....
.....

PERSONAL

NAME.....*Lottie Engel*
ADDRESS.....*Home for H. Infants*
100 W. Ringsbridge Rd.
TELEPHONE.....*Raymond 9-0156*
IN CASE OF ACCIDENT NOTIFY.....
.....
MY PHYSICIAN.....
HIS ADDRESS AND TELEPHONE.....
.....
MY HEIGHT IS.....FT.IN.
MY AVERAGE WEIGHT IS.....
SIZE OF HAT.....*22 1/2"*.....COLLAR.....
SIZE OF SHIRT.....SLEEVE LENGTH.....
SIZE OF GLOVES.....*7 3/4*.....SHOES.....*7 1/2 C/7D*
MAKE OF WATCH.....*Jugersoll*
CASE NO.....WORKS NO.....

UNITED STATES POSTAGE

Air Mail.—Mail carried by airplane 6 cents for each ounce or fraction thereof, regardless of distance. This includes transportation to and from the air-mail route.

First-Class.—Letters and all matter sealed or containing writing. Rate 3 cents for each ounce or fraction thereof. Letters for local delivery at letter carrier offices and letters to be delivered by Rural or Star Route carrier and those deposited in boxes along Rural or Star Route 2 cents for each ounce or fraction thereof, and 1 cent where free delivery by carrier is not established.

Business reply cards and envelopes bearing the printed name and address of the distributor and the prescribed indicia, including the number of the special permit, may be distributed, and returned through the mails without prepayment of postage, the regular postage plus one cent additional to be collected on delivery. Postal cards, private mailing cards, souvenir cards 1 cent. (See plain printed cards under third class).

Second-Class.—The rate of postage on publications entered as second-class matter, when sent by others than the publisher or news agent, shall be 1 cent for each 2 ounces or fraction thereof, except when the postage at the rates prescribed for fourth-class matter is lower, in which case the latter rates shall apply: *Provided*, That these rates shall also apply to sample copies of publications entered as second-class matter mailed in excess of the quantity entitled by law to be sent at the pound rates, and to copies mailed by publishers to other than subscribers or to persons who are not properly includable in the legitimate list of subscribers required by law.

Third-Class.—Unsealed. Merchandise, incomplete copies of newspapers, printed and other

mailable matter (except that of the First or Second class) not exceeding 8 ounces, 1½ cents for each 2 ounces or fraction thereof.

Books and catalogues (24 or more pages and substantially bound), seeds, cuttings, bulbs, roots, scions, and plants, not exceeding 8 ounces, 1 cent for each 2 ounces or fraction thereof.

Plain Printed Cards (larger than 2¾" x 4") 1½ cents.

Fourth-Class.—(Parcel Post). All mailable matter over 8 ounces and not exceeding 70 pounds and not included in the three preceding classes. Parcels may not exceed 100 inches in length and girth combined.

Parcel Post

To compute parcel post zone rates use the following table: Local—First pound 7 cents, 1 cent for each additional 2 pounds.

zone	miles	1st pound	each additional lb.
1st	up to 50	8 cents	1.1 cents
2nd	50 to 150	8 cents	1.1 cents
3rd	150 to 300	9 cents	2 cents
4th	300 to 600	10 cents	3.5 cents
5th	600 to 1000	11 cents	5.3 cents
6th	1000 to 1400	12 cents	7 cents
7th	1400 to 1800	14 cents	9 cents
8th	1800 & over	15 cents	11 cents

A fraction of a cent in the total amount of postage on any parcel shall be counted as a full cent. Parcels mailed on rural routes—2 cents less per parcel than at the rates shown herein when addressed for local delivery, and 3 cents less per parcel for other than local delivery.

Special Handling

If quick handling of a parcel is desired, mark "Special Handling" and add to the postage 10 cents up to 2 pounds; 2 to 10 pounds, 15 cents; over 10 pounds, 20 cents.

U. S. Postage—(Continued)

Special Delivery

Special delivery secures the immediate delivery within the "letter carrier" limits of city-delivery offices and within a mile limit of any other post-office; also at houses of patrons living on or within a half mile of rural routes. Special delivery fees in addition to regular postage on first class mail up to 2 pounds, 10 cents; 2 to 10 pounds, 20 cents; over 10 pounds, 25 cents. Fees on other than first class up to 2 pounds, 15 cents; 2 to 10 pounds, 25 cents; over 10 pounds, 35 cents.

Insurance

Domestic third and fourth class mail may be insured against loss, rifling, or damage in an amount equivalent to its actual value. Insurance fees, in addition to the regular postage, valuation not exceeding \$5.—5 cents; \$25.—10 cents; \$50.—15 cents; \$100.—25 cents; \$150.—30 cents; \$200.—35 cents. (Return receipts 3 cents additional).

C. O. D. Service (Domestic)

Parcels may be sent C. O. D. C. O. D. fee, in addition to regular postage, for collections not exceeding \$5.—12 cents; \$25.—17 cents; \$50.—22 cents; \$100.—32 cents; \$150.—40 cents; \$200.—45 cents.

Money Order Fees

Domestic—For sums not exceeding \$2.50, 6 cents; Over \$2.50, to \$5.—8 cents; Over \$5, to \$10.—11 cents; Over \$10, to \$20.—13 cents; Over \$20, to \$40.—15 cents; Over \$40, to \$60.—18 cents; Over \$60, to \$80.—20 cents; Over \$80, to \$100.—22 cents.

HELP IN CASE OF ACCIDENTS

DROWNING. 1. Loosen clothing. 2. Empty lungs of water by laying body on its stomach and lifting it by the middle, letting head hang down. Jerk body a few times. 3. Pull tongue forward, using handkerchief, or pin with string, if necessary. 4. Imitate motion of respiration by alternately compressing and expanding lower ribs about twenty times a minute. Alternately raising and lowering arms from sides up above the head will stimulate action of the lungs. Let it be done gently but persistently. 5. Apply warmth and friction to extremities. 6. By holding tongue forward, closing nostrils and pressing "Adam's apple" back (so as to close entrance to stomach), direct inflation can be tried. Take a deep breath and breathe it forcibly into mouth of patient; compress chest to expel air and repeat operation. 7. **DON'T GIVE UP!** People have been saved after **HOURS** of patient vigorous effort. 8. When breathing begins take patient into warm bed, give **WARM** drinks, or spirits in teaspoonfuls, fresh air and quiet.

BURNS AND SCALDS. Cover with Cooking Soda and lay wet cloths over it. Whites of Eggs and Olive Oil. Olive or Linseed Oil, plain, or mixed with Chalk or Whiting.

SUNSTROKE. Loosen clothing. Get patient into shade, and apply ice-cold water to head.

MAD DOG OR SNAKE BITE. Tie cord tight above wound. Suck wound and cauterize with caustic or white-hot Iron at once, or cut out adjoining parts with sharp knife.

VENOMOUS INSECTS' STINGS, ETC. Apply weak Ammonia, Oil, Salt Water or Iodine.

FAINTING. Place flat on back; allow fresh air and sprinkle with water.

WEIGHTS AND MEASURES

Troy Weight

24 grains—1 pwt. 12 ounces—1 pound.
20 pwts.—1 ounce.

Used for weighing gold, silver and jewels.

Apothecaries' Weight

20 grains—1 scruple. 8 drams—1 ounce.
3 scruples—1 dram. 12 ounces—1 pound.

The ounce and pound in this are the same as in Troy weight.

Avoirdupois Weight

27 11-32 grains—1 dram. 4 quarters—1 cwt.
16 drams—1 ounce. 2,000 lbs.—1 short ton.
16 ounces—1 pound. 2,240 lbs.—1 long ton.
25 pounds—1 quarter.

Dry Measure

2 pints—1 quart. 4 pecks—1 bushel.
8 quarts—1 peck. 36 bushels—1 chaldron.

Liquid Measure

4 gills—1 pint. 31½ gallons—1 barrel.
2 pints—1 quart. 2 barrels—1 hogshead.
4 quarts—1 gallon.

Mariners' Measure

6 feet—1 fathom. 5,280 feet—1 stat. mile.
120 fathoms—1 cable'th. 6,085 feet—1 naut. mile.
7½ cable lengths—1 mile.

Miscellaneous

3 inches—1 palm. 18 inches—1 cubit.
4 inches—1 hand. 21.8 in.—1 Bible cubit.
6 inches—1 span 2½ feet—1 military pace.

Surveyors' Measure

7.92 inches—1 link. 4 rods—1 chain.
25 links—1 rod.
10 sq. chains or 160 square rods—1 acre.
640 acres—1 sq. mile.
36 sq. miles (6 miles sq.)—1 township.

Square Measure

144 sq. inches—1 sq. ft. 40 sq. rods—1 rood.
9 sq. feet—1 sq. yard. 4 roods—1 acre.
30¼ sq. yds.—1 sq. rod. 640 acres—1 sq. mile.

Cubic Measure

1,728 cub. in.—1 cub. ft. 128 c. ft.—1 cord (wood)
27 cub. ft.—1 cubic yd. 40 c. ft.—1 ton (shpg.).
2,150.42 cubic inches—1 standard bushel.
268.8 cubic in.—1 standard gallon.
1 cubic foot—about four-fifths of a bushel.

Long Measure

12 inches—1 foot. 40 rods—1 furlong.
3 feet—1 yard. 8 furlongs—1 sta. mile.
5½ yards—1 rod. 3 miles—1 league.

Metric Equivalents.—Linear Measure

1 centimeter—0.3937 in. 1 in.—2.54 centimeters.
1 decimeter—3.937 in. — 0.328 ft.
1 ft.—3.048 decimeters.
1 meter—39.37 in. — 1.0936 yards.
1 yd.—0.9144 meter.
1 dekameter—1.9884 rds. 1 rd.—0.5029 dekam'r.
1 kilometer—0.62137 m. 1 m.—1.6093 kilom'rs.

Square Measure

1 sq. centimeter—0.1550 sq. in.
1 sq. inch—6.452 sq. centimeters.
1 sq. decimeter—0.1076 sq. ft.
1 sq. foot—9.2903 sq. decimeters.
1 sq. meter—1.196 sq. yd. 1 sq. yd.—0.8361 sq. m'r.
1 are—3.954 sq. rods. 1 sq. rd.—0.2529 are.
1 hectare—2.47 acres. 1 acre—0.4047 hectare.
1 sq. kilometer—0.386 sq. m.
1 sq. m.—2.59 sq. kilometers.

Weights

1 gram—0.03527 ounce. 1 ounce—28.35 grams.
1 kilogram—2.2046 lbs. 1 lb.—0.4536 kilogram.
1 metric ton—1.1023 English tons.
1 English ton—0.9072 metric ton.

Cash Account—JANUARY

	Received	Paid
I. 14. ¹⁰ 4.35, 3.24	7. -	7. 59
³⁵ N. L. 16.43, 15, 15		2. 24
⁴⁰ 65 15.15, 15, 15, 15, 15		1. 95
³⁵ 65, 15, 15, 15, 15		7. 60
¹⁰ 10, 10, 10, 10, 10		1. 30
²⁵ 16 - 15.95, 15		4. 95
FC 1. - , P 10. - , 15. -	2. 30	26. -
12. ⁵⁰ 10, 10, 10	4. 70(2)	- 70
12. ⁵⁰ 5, 9.10, 2.98, 98	10. -	5. 56
³⁵ 15, 20		3. 60
⁴⁰ 20, 42, 25		1. 37
²⁵ 20, 20, 20, 20	25. -	- 75
U		- 89
	69. -	64. -

Cash Account—FEBRUARY

	Received	Paid
L 25, 30, 25, 45		1. 25
L 65, 30		95
16; f 1.29		1. 45
22		2. -
10, 40,		50
L 25, 10, 10		- 25
L 10, 10, 15,		- 35
f 40, 20; 20 5	4. 50 =	- 65
15,		15
25, 10		- 25
10		1. 50
	9. 50	9. 50

5 of m 10.-

Cash Account—MARCH

	Received	Paid
[63 me 7.95, 95]	5. -	-
1.50; 10, 15, 10, 10, 15		3. 20
for 1.-1.-1.-1.-1.50		4. 50
20, 20, 25, 20, 20, 20, 20		1. 55
20, 20, 10, 33		- 93
10, 25, 20, 20, 25, 10, 12		1. 22
20, 15, 10, 25, 25, 25		1. -
20, 50; 1.85		2. 35
20, 30, 30, 10	15. -	- 70
40 40 25, 39	5. -	2. 14
20, 20, 25, 25		- 70
20, 35, 10, 10, 30 [10. -]		- 75
25.90 f di		1. 36
20, 20, 1.-; 25		1. 25
20, 10, 10, 10, 10		- 30
20, 40		3. 05
	25. -	25. -

5 of m 20.-

Cash Account—APRIL

20.-

	Received	Paid
1.50; 10, 25, 10, 20, 20	5. -	2. 35
3. -; 1. -; 10, 20		14. -
20, 2. -		2. -
25, 25, 8 [20. -]		- 68
45, 25, 15, 20, 20		1. 30
15, 20, 15, 15, 15		- 90
20, 10, 20, 1. -	5. -	1. -
20, 50, 55, 20, 28		1. 33
20, 1.10, 50	3. 33	1. 60
14, 10, 10, 20, 10, 15, 25		0. 99
20, 70, 10, 20, 20, 10	25. -	1. 30
20, 20, 20, 20, 20		- 38.
20, 2. -		2. -
20, 20, 20, 20, 20		5. -
20, 20, 20		- 50
	38. 33	35. 33

2 wks 10. - = 5 wks 20. -

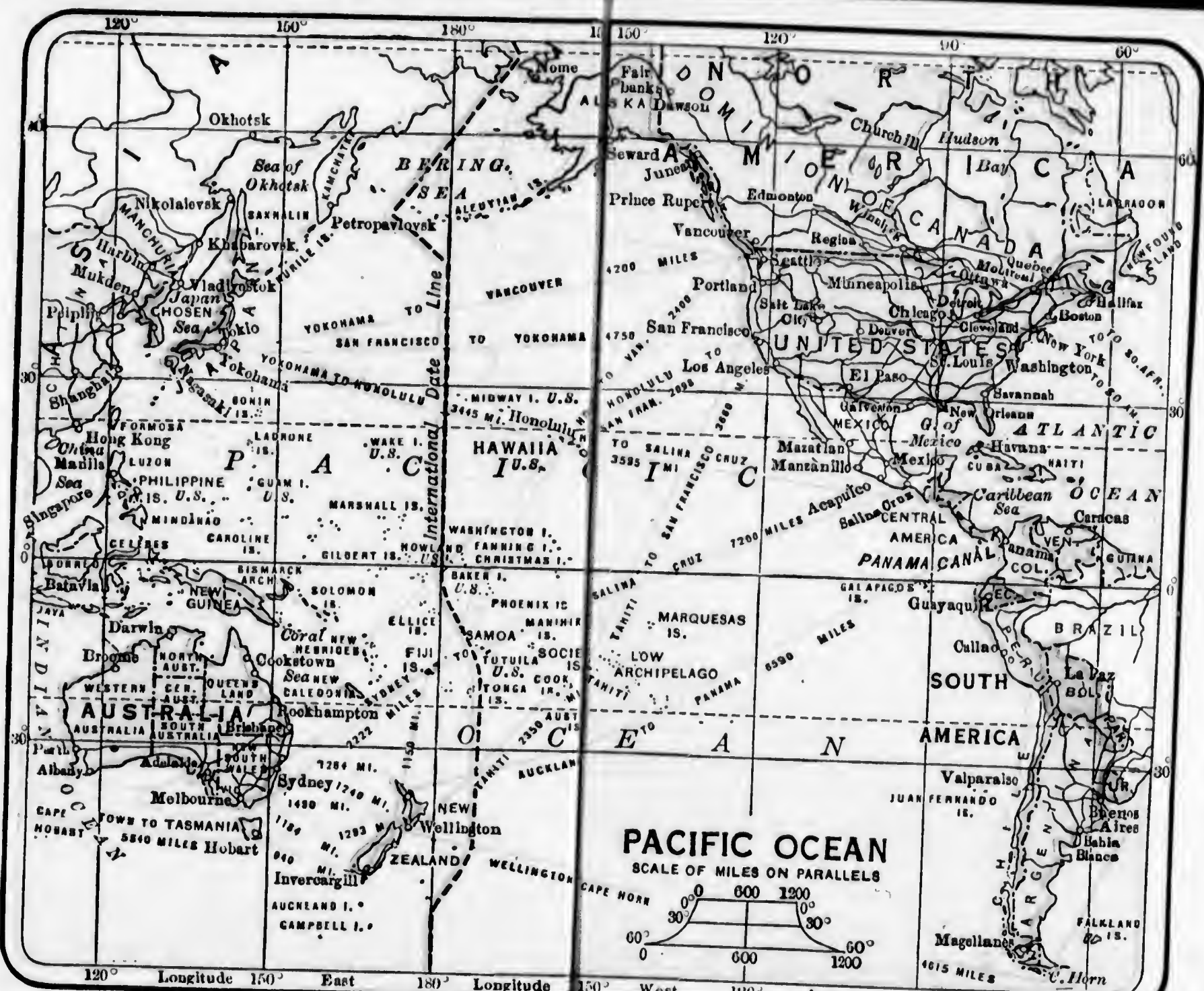
Cash Account—MAY

	Received	Paid
15, 20, 10, 10, 10 6 20, 15, 25, 5 ✓ 75	3.67	2.15
25, 30, 15, 20, 15, 70		2.55
15, 5, 5		-.25
15, 10, 10, 15, 15, 5, 25, 10, 12, 13 15		1.56
12 5, 5, 17 11, 10, 15, 15		-.90
8 9, 11, 3, 5, 15, 25		-.68
26 60, 10, 10		-.70
28 46 100 75		1.21
1.25, ✓ 41		1.66
25 2 100 5		-.30
6 20, 15, 15		-.60
2 2 50, 20, 13	5. -	-.63
25, 25, 25		-.75
6 10, 10	5. -	-.50
5 10		-.08
5 5; 4 10		-.15
	16.67	14.67

2 wks 19. - = 5 wks 19. -

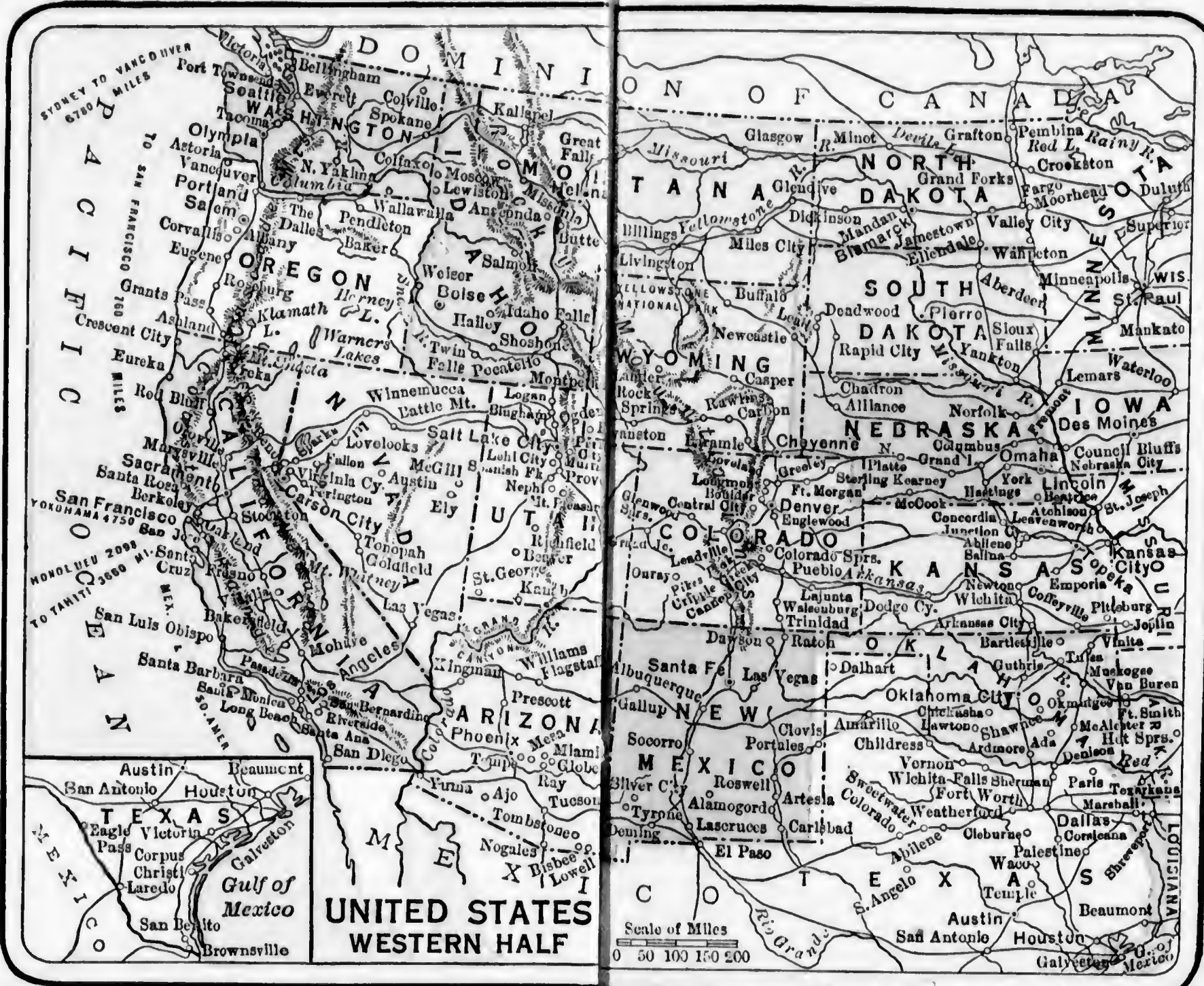
Cash Account—JUNE

	Received	Paid
15, 15, 10, 15, 10, 15, 10, 1.15 110, 10, 15, 25, 15, 30	5. -	3.20
15, 10, 5, 10, 25, 5, 25		2.15
25 15, 25, 23		-.88
6 15 15, 5, 5, 5, 5		3.85
14 14 15, 30		-.50
6 19 15, 30		-.92
16, 20, 21, 32, 5, 42, 15		-.24
1.30, 60 60		1.51
20 20 10		2.40
1.02; 10 2 2		-.30
10; 15; 10 10	7.17	1.23
9 41; 20 25		-.35
1. - 10, 10		-.75
12.50; 25, 10		1.20
10 60		12.85
24		-.60
		-.24
	33.17	33.17



© 1932, E.E.MILES

© 1932, E.E.MILES



SYDNEY TO VANCOUVER
6700 MILES

PACIFIC
TO SAN FRANCISCO 760 MILES

YOKOHAMA 4750
MONOLUEU 2000
TO YANIKI 3600 MILES

MEXICO

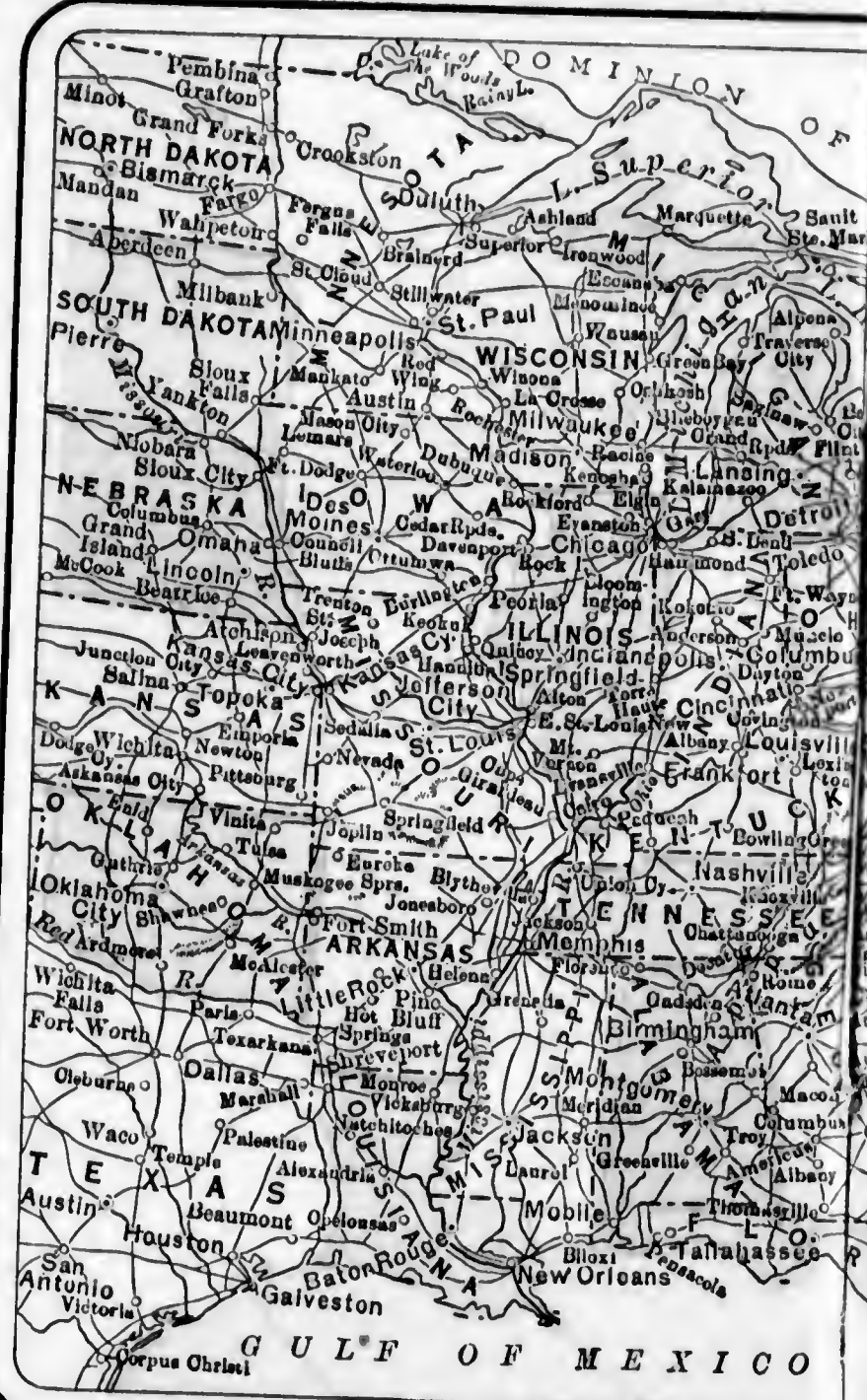
Austin Beaumont
San Antonio Houston
Eagle Victoria
Pass Corpus Galveston
Christi Laredo
San Benito
Brownsville

UNITED STATES
WESTERN HALF

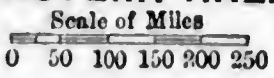
Scale of Miles
0 50 100 150 200

© 1932, E.E. MILES

© 1932, E.E. MILES

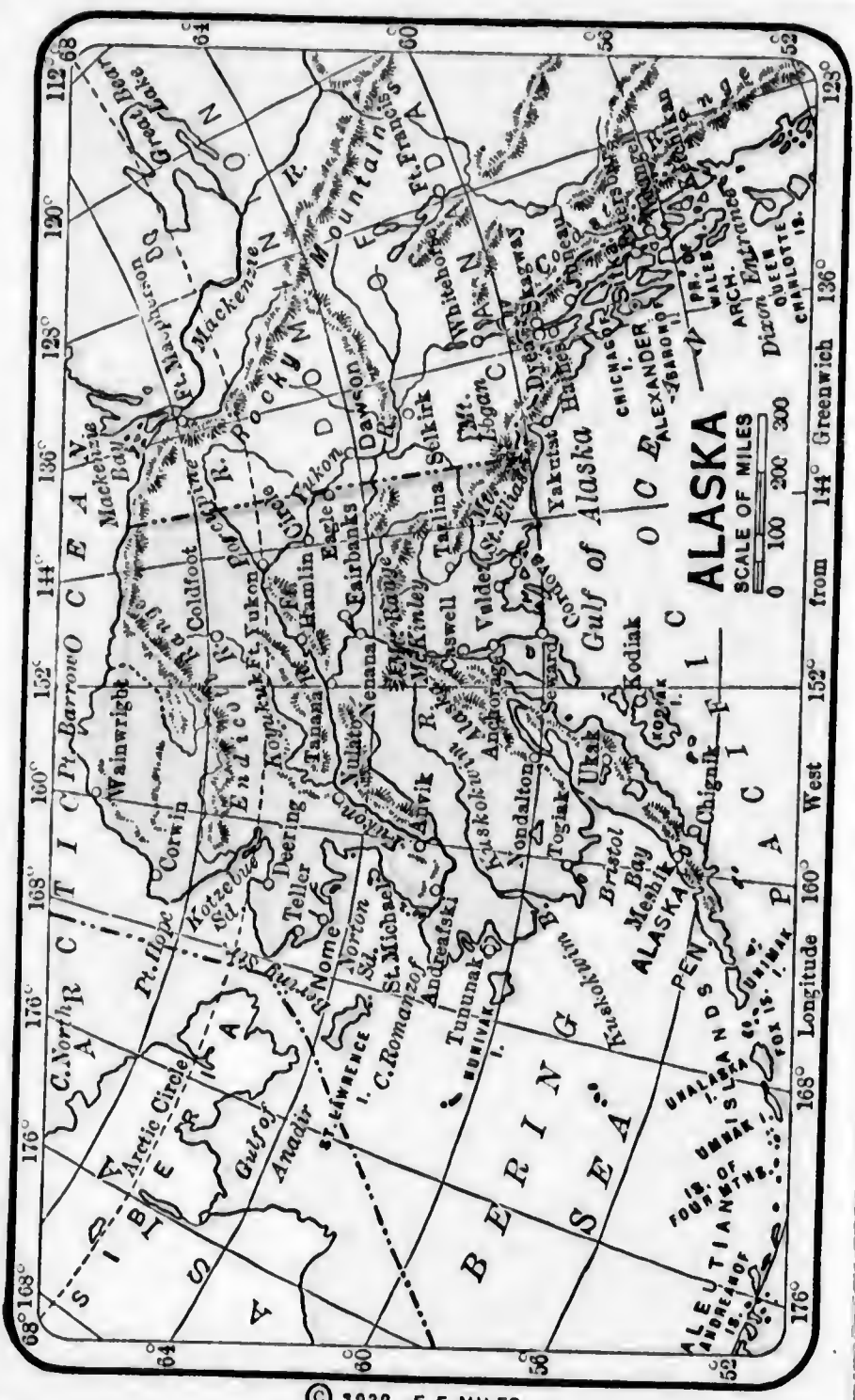


UNITED STATES EASTERN HALF



THIS SET OF MAPS
COPYRIGHTED 1932
BY E. EDGAR MILES





© 1932, E.E. MILES

MEMORANDA

E (57) :
 E (1st zone)
 7 2 2 2 6

16

2225017091, 2225017092

JANUARY 1936

SUNDAY

in bed; left 8:10; 6
in m; v. u. d. by 4; d. l. 6:10

MONDAY

TUESDAY

v. u. d. by 4 - 6:10 a.

WEDNESDAY 1

NEW YEAR'S DAY

v. u. d. by 4

JANUARY 1936

THURSDAY 2

FRIDAY 3 2:29 - 3:04 " J. J. ... 2:00
~ 8:00 J. J. ... 5:21 ... 8:00 ...
~ 11:45. J. J. ... 1:00

l. 2:29; l. d. 2:11 + 6:25 - ...

SATURDAY 4

9:30 ... 10:45 ...
5:45; 2:30; 1:45 ... 2:00 ...
2:10 - 3:30. J. J. - 6:00 ...
10:30 (8:00 - 6:00); 11:30 ...
12:15

MEMORANDA
Kitchen ... by Louise
Price Bell. - The Starter
Publishing Co., Cleveland, Ohio.

JANUARY 1936

SUNDAY 5

6:00 ✓ school;
6:00 ✓ gym with 10 min.

MONDAY 6

11:30 - 2:30 - 3:45 ✓
12:10 - 5:30 ✓
7:00 ✓ 10:00 ✓

TUESDAY 7

11:15 - 3:15 (10:30 ✓!)
3:30 - 5:30 ✓
8:30 ✓
9:00 ✓

WEDNESDAY 8

10:30 ✓
2:10 ✓
5:00 ✓

JANUARY 1936

THURSDAY 9

10° ✓
1:15 - 1:30 ✓
6° ✓

FRIDAY 10

10:30 ✓
1:00 ✓
2:00 ✓

SATURDAY 11

MEMORANDA "Days that are tapestries"
Poems by Eleanor B. W. Young.
The Progressive Press, Wilmington,
Delaware.

JANUARY 1936

SUNDAY 12

high, overcast.

h: clear, 40° - 50°

MONDAY 13

W 2 W - 40°
8:00) 40° - 44°

h: snow, 20°; a shower; 40° - 45°

TUESDAY 14

WEDNESDAY 15

JANUARY 1936

THURSDAY 16

W 1 W 40°

FRIDAY 17

8° - 10° 15' overcast

clear, 40° - 45°

40° - 46°; 20, 20, 10 (20: 45: 10)

SATURDAY 18

MEMORANDA

JANUARY 1936

SUNDAY 19

l. e. ... 20, 21, ...
MONDAY 20 11:30 ...
See ...

20 Jan

TUESDAY 21

NA ...
16 ...

WEDNESDAY 22

12:30 - 3:45 ...
6° "magnificent obsession"
(2 ...)

21.

JANUARY 1936

THURSDAY 23

150 ...
...

l. w. ...

FRIDAY 24

10 - 11 ...

...

SATURDAY 25

...

MEMORANDA

JANUARY 1936

SUNDAY 26

7:12 - 48.

MONDAY 27

9:30 - 2:30
8:30 - 9:30

TUESDAY 28

9:30 - 12:30, 5:00 - 6:30
3:30 - 4:30

WEDNESDAY 29

1:30 - 2:30
4:00 - 7:30, 4:30 - 5:30: 8)

JANUARY 1936

THURSDAY 30

11:00 AM - 12:43 (G. H. J.) 10:30
"The invisible Ray" on Coronado C.
6:30 - 8:30
9:15 - 11:30

FRIDAY 31

10:00 AM (G. H. J.) 9:30 - 10:30
(G. H. J.) 7:00 "Ring of the Damned"
10:00 AM - 9:30
10:45

SATURDAY 1 FEBRUARY

10:00 AM - 10:20 (G. H. J.) - 2:00 (G. H. J.)
5:00 AM - 3:87

MEMORANDA

FEBRUARY 1936

SUNDAY 2

(11, al 52 shes)
2¹⁵ 2⁴⁵ - 4⁴⁵
4⁵⁰ shes - 8⁰; 2922
all shes - 8³⁰
9³⁰ 25 l shes. 11 l: mb.

MONDAY 3

1/2 Kh, sh; y lno (21), 200 g; 6000
2 2000 - 2000 gl, se shes.
sh: mb.

TUESDAY 4

2000 sh, 2000 sh, v. y lno, 2000 sh,
2000 sh; 2000 sh (shes); 2000 sh.
l: y, sh, 2000 sh (2x), 2000 sh, 2000 sh - 2000 sh

WEDNESDAY 5

30 - 5³⁰ 2000 sh; 6⁰ - 6³⁰ 2000 sh
2000 sh; 2000 sh; 8⁰, 9⁰ 2000 sh - 10¹⁵
(2000 sh, 2000 sh, v. y lno, 2000 sh; 2000 sh;
2000 sh, 2000 sh; 2000 sh, 2000 sh.
2000 sh: 2000 sh.

FEBRUARY 1936

THURSDAY 6

7⁴⁵ - 9³⁰ 2000 sh. 2000 sh.
2000 sh, 2000 sh; 2000 sh, 2000 sh, 2000 sh, 2000 sh,
2000 sh; 2000 sh; 2000 sh, 2000 sh, 2000 sh, 2000 sh,
2000 sh, 2000 sh, 2000 sh.

FRIDAY 7

7³⁰ - 10³⁰ 2000 sh. 2000 sh - 2000 sh.
2000 sh, 2000 sh, 2000 sh, 2000 sh, 2000 sh, 2000 sh,
2000 sh; 2000 sh, 2000 sh, 2000 sh, 2000 sh, 2000 sh,
2000 sh; 2000 sh.

SATURDAY 8

2000 sh, 2000 sh, 2000 sh; 2000 sh, 2000 sh,
2000 sh, 2000 sh, 2000 sh, 2000 sh, 2000 sh,
2000 sh, 2000 sh, 2000 sh, 2000 sh, 2000 sh.

MEMORANDA

FEBRUARY 1936

SUNDAY 23

3:30 vol - 7°; on or 2/20
plu 8:15.

MONDAY 24

7:30 2 vol - 15, 100 - 200 jul. 10.

TUESDAY 25

to jul.

WEDNESDAY 26

28 plu p. A. - 545 2y (.) p. m. [2y]
6:45 2/20 - 9:30 20 vol plu.

FEBRUARY 1936

THURSDAY 27

Recup.
7:30 26 - "Dangerous Intrigue" &
"Whipsaw" - 11:30.

FRIDAY 28

to for, Curie & 8-10.

SATURDAY 29

8:30 "Victoria Regina" 2 Jan 20 -
11:30; 12:30. 27 / 7y.

"201" - 9. III. ill.
MEMORANDA

MARCH 1936

SUNDAY 1

MONDAY 2

rel.
2:50 PM

TUESDAY 3

WEDNESDAY 4

3:30 7677-1, 2:40 - 4:30 eng
8:50 PM - 5:00; 5:20 rel 2:00 - 9:15

11:11 AM: 10:00. 2:00 (rel 2:00)

MARCH 1936

THURSDAY 5

FRIDAY 6

10:00

SATURDAY 7

8:30 "The Diamond Master" (✓ 8)
2:00, 8:00, 2:00 - 11:30

MEMORANDA

MARCH 1936

SUNDAY 8 A.M.: rph, ungn
8° (220), 9° - 10°

u m

MONDAY 9 8° n r l - 9° 45'

TUESDAY 10

to jul.

WEDNESDAY 11 P.M. 1/2 ver 2 Cr at W.

5° d n l: 5° 45' 2y. - ! vel, 2m.
3 7° 2 (r) r o j o t; 8° 45' p.

MARCH 1936

THURSDAY 12 7° 30, 8° 20, o t.

FRIDAY 13 7° 45 Broadcast:
6° 50' 7° - n r f o w 6 20 2
8° - 9° 2 6 20

SATURDAY 14

8° 30 ✓ vel - 12° 30

MEMORANDA

MARCH 1936

SUNDAY 15 P.M. 7:27 no, lcr.
5:20 "The Petrified Forest" 2
to we, w lcr - The Farmer
in the Bell - 8:10; 3:9, p.

MONDAY 16

TUESDAY 17 4:00 - 5:30
8:20

WEDNESDAY 18 (CR P.M. - .)

6-25.3:30, ev Over; lno

MARCH 1936

THURSDAY 19 P.M.
3:00 "The Children's Hour"
5:05 of h, us - 1:00, 2:45, 4:15
7:00 "Love before Breakfast" 2

FRIDAY 20

SATURDAY 21

8:30 7:40: vol, 8:00, 8:45 -
9:00 "The Country Doctor" -
Linnelight 2

MEMORANDA

MARCH 1936

SUNDAY 22

MONDAY 23 P.M. - e.d.

1200, 35, 2000 (h)
to E. Lee, 7000, 8000
E or 2000 ft. high.

TUESDAY 24 | 19-30 ru 2000 ft.
8° vel 2000, never 2000 ft.
39° | 1000 - 10°.

WEDNESDAY 25

MARCH 1936

THURSDAY 26

✓ l.

FRIDAY 27

SATURDAY 28

8° vel - 1145. - 0

MEMORANDA

MARCH 1936

SUNDAY 29 e.d.

(run)
2⁴⁰ run, Sunday, by rail
902. (1st run 66-)

MONDAY 30 P.M.

(6?)
40 2 run: by rail - 1st
5th, 2nd 370.
70: 0 of 66 - 830, 845, 911's

TUESDAY 31

WEDNESDAY 1 e.d. APRIL

APRIL 1936

THURSDAY 2

1st - 9.4: by car, v; 2nd - 10.19,
3rd - 10.9; 4th - 10.70.

FRIDAY 3

SATURDAY 4

MEMORANDA

APRIL 1936

SUNDAY 26

D.S.L.
40 *nd* - 6³⁰.
0 7³⁰ *nd*

MONDAY 27

TUESDAY 28

earn. - 5:00.

WEDNESDAY 29

3⁰ *nd* *jem* - *h* - 5³⁰
5³⁰ *nd* - 6³⁰ - *h* - *nd*
X 7⁸'5; *h* - 10⁰.

APRIL 1936

THURSDAY 30

8³⁰ "Midsummer Night's
Dream" - 11³⁰.
O *no*.

FRIDAY 1

MAY

SATURDAY 2

nd *nd* ^{1/2} *nd*.

O *nd*.

MEMORANDA

MAY 1936

SUNDAY 3

6 13 78.

MONDAY 4

TUESDAY 5

6 14 78.

WEDNESDAY 6

5⁴⁵ [5⁴⁵ 8 20 (?)] 20! 10!

7³⁰ 20 5 10 - 12°

MAY 1936

THURSDAY 7

7⁴⁵ 6

FRIDAY 8

7⁴⁵ 6 (t: 20 - 6 20) 320 20 20 - 5 10 20 10.

6 1 2 2 + 90° F

20!

SATURDAY 9

6 1 2 - 20 - 20 6 2 2.

MEMORANDA

MAY 1936

SUNDAY 10

MONDAY 11

P.M. - 2000 AU 2100.

~~7:45~~
4° 20' W - 5° 6' E - 7' 15'.
to 100 lb!
20 lb!
20 lb.

TUESDAY 12

1. W 16.

WEDNESDAY 13

0 2!

MAY 1936

THURSDAY 14

FRIDAY 15

to 200 lb.
7:45 W, 2000 - 9:30, 2000 ✓
of 5 lbs - 20 W - 11:30.

SATURDAY 16

80

MEMORANDA

MAY 1936

SUNDAY 17

P.M.

8:00 (200 1-1:30!)

2:30 4 - 2000 (8:30)

4:00 168 ft. water

~ 6:30 am - 6:30 pm

8:30 10:30 - 11:30 10:30!!!

MONDAY 18

P.M.

3:15 2000 - 4:15 Cox EA 26 ft.

6:15 1000 2000 - 9:30

9:50 1000 - 10:30

TUESDAY 19

WEDNESDAY 20

CPA

MAY 1936

THURSDAY 21

Water in; 10:30; 11:00, 11:30, 12:00

FRIDAY 22

St.

SATURDAY 23

8:00 - 10:30

MEMORANDA

MAY 1936

SUNDAY 24

MONDAY 25 P.M. 20, 26, 5, 22
4³⁰ W 10; 5⁰⁰ W 10, 6⁰⁰ W 10
6¹⁵ W 10; 6³⁰ W 10 - 20 W 10
- 12⁰⁰ W 10
L ~ 20.

TUESDAY 26

WEDNESDAY 27

8⁰⁰ W 10 - 20

MAY 1936

THURSDAY 28

FRIDAY 29 (36 - 0 mi) 4⁰⁰ W 10 (L ~ 2⁰⁰)
2⁰⁰ W 10 - 3³⁰; 4⁰⁰ W 10 4¹⁵ - 4³⁰
7⁰⁰ W 10 (L ~ 2⁰⁰); 6³⁰ W 10.

SATURDAY 30

MEMORIAL DAY
8³⁰ W 10 - 20 Class of 29⁰⁰
11⁰⁰; 10⁰⁰ W 10 - 11⁴⁵

MEMORANDA

JUNE 1936

SUNDAY 7 10³⁰ - 1³⁰ - 5¹⁵

MONDAY 8 10³⁰ - 11⁴⁵ - 3¹⁵ 20 of!

5⁰⁰; 5²⁰ } 2nd 2nd 2nd 2nd
6⁵⁰ (!) - 1st
Sun 8³⁰, 9⁴⁵, 10, 2³⁰, 3⁵ = 8/7

TUESDAY 9 O.A.D. 8⁴⁵ - 10³⁰ - 6³⁰ - 7⁴⁵ - 11¹⁵ 6!

12⁰⁰ } 20 of 1st 1st 1st 1st
1st 1st 1st 1st 1st 1st
2nd 1st - 5¹⁵ x

WEDNESDAY 10

11⁰ - 1¹⁵ - 3⁰ - 5⁰ - 6⁰ [5⁰⁰]

JUNE 1936

THURSDAY 11 e. l. 10³⁰ - 11⁰ - 1¹⁵ - 2⁰ - 3¹⁵ / F & RS.

3³⁵ } 2nd 2nd 2nd 2nd 2nd 2nd
2⁰ } 2nd 2nd - 5⁰⁰; 6⁴⁵

FRIDAY 12 8³⁰ - 9³⁵ (w! !!!) - 11⁵⁵ - 2³⁰

4⁰⁰ - 6³⁰ (2⁰⁰ & 2⁰⁰ - 2³⁰)

10⁴⁰ } 2nd - 8⁰⁰ (1⁰⁰ - 1³⁰)

SATURDAY 13 10²⁵ - 2³⁰ - 6⁰⁰ (1⁰⁰)

MEMORANDA

JUNE 1936

SUNDAY 14 8^{15} - 9^{45} - 12^{15} - 1^{45} - 4^{15}

MONDAY 15 8^{15} - 12^{20} (-20°/ph) - 4^{30} 4^{30}

Th.

TUESDAY 16 O.A.D. 2^{30} - 7^{15} 2^{30} 7^{15} 2^{30} 7^{15}
 2^{30} 7^{15} 2^{30} 7^{15} 2^{30} 7^{15}
 1^{00} (65°F.)

WEDNESDAY 17 e.l. - $9-11\frac{1}{2}$... - 2^{30}
 4^{00} 2^{30}

JUNE 1936

THURSDAY 18 $9-3-4^{15}$

FRIDAY 19

5^{00} 5^{30} (18) 6^{00} 6^{15} (2x18)

SATURDAY 20

9^{00} 4^{45} 2^{30}

MEMORANDA

2^{30} 7^{15}
 1^{00} 2^{30}
 6^{00} 2^{30}

2^{30} 7^{15} 2^{30} 7^{15}
 8^{00} 2^{30}

1^{00} 2^{30} 7^{15} 2^{30} 7^{15} 2^{30} 7^{15}

JUNE 1936

SUNDAY 21

9:30) ul - 22

10?

MONDAY 22

~~10:00 - 15:00~~

11:45 ~ High i ul; W - 28
11:30 ul - 24

TUESDAY 23

~~O.A.D.~~

8:30 - ul - 10° (ul - ul - ul)
- 12:45 bar. 20 gpm in air
- 60!

WEDNESDAY 24

10:30 (ul - 22, 20 - bar.
12:46) ul (ul - 26 gpm in air)
26(ul) - 8:40. 9:30 ul - 22

JUNE 1936

THURSDAY 25

1° ul - 22
3:30 ul - 22
6:30 ul (ul - 22)
8:30 ul - 11°

FRIDAY 26 12:30 ul (ul - 22)
5:30 ul (ul - 22) -
10:30 ul - 22
1:30 - 3:30 ul - 22

SATURDAY 27

11:45 H.H.I. - 1:30 ul - 22
2° ul - 22 - 3° ul - 22
ul - 22 - 8:15 ul - 22
MEMORANDA - ul - 9:15 - ul - 22
ul - H.H.I. 10:30.

JUNE 1936

SUNDAY 28

9+5 vel!

WA 2 hr 45 min (be);
4° 5' 20" ...; 5° ...
"Bullets or Ballots"; 35-4 fight

MONDAY 29

3:00 to 11:00: 6:00-10:00 vel!
11:30 ... 2 vel - 2°; ...
3:30 ... - 6°; 7°; 8:00; ...

TUESDAY 30

2:00 ...
8° ...; ... 2 vel, ...
- 9:30 - 10:00; ... - 12:15
1:30 ...

WEDNESDAY 1 JULY

8:50: ...

11° ... - 7°.
11° ... - 12:30; ... - 1:30.
3° ...: ... vel; 4:00/6 E: ...
... 5:50 - 6:00; ...
... 6:45; 7:00 ...

JULY 1936

THURSDAY 2 10-11-30-3:30-3:45

4° 5' 8"; 5° vel ...
6:45 - 6°.

FRIDAY 3 10-11:30-4:45

2:20; ... 17.
SATURDAY 4 10:45-12:--3:30-6°

INDEPENDENCE DAY

8:30-10° ... (3 1/2 ...)

MEMORANDA

Reinmannus - 15.7.:
90 Mrs. J.C. Guggenheimer, ^{Green} Shingles
Westport, Ont. - Can.
- 30.7.: 90 Mr. Lionel F. Levy,
North Belgrade, Maine.

JULY 1936

SUNDAY 5

9³⁰ - 1¹⁰ - 5⁰ - 6⁰ 98.

MONDAY 6

11⁰ - 4¹⁵ - 5⁰ 98.

2nd Lt. N. J. ...

TUESDAY 7

8³⁰ - 10³⁰ - 9⁴⁵ - 11⁴⁵ - 12²⁰.

11³⁵ - 12⁰⁹ ...

2nd Lt. ... 1³⁰ - 5³⁰ ... 7⁵⁰ - 8¹² - 9⁰.

WEDNESDAY 8

10⁴⁵ - 1¹⁵ - 4¹⁵ - 6⁰ ...

2nd Lt.

JULY 1936

THURSDAY 9

11²⁰ - 12³⁰ - 5⁰.

2nd Lt. ...

FRIDAY 10

9⁴⁵ - 12¹⁵ - 3⁴⁵ - 4⁵⁰.

5⁰!

SATURDAY 11

10⁴⁵ - 12³⁰ - 4¹⁵ - 6⁰.

2nd Lt. ...

MEMORANDA

JULY 1936

SUNDAY 19

MONDAY 20

TUESDAY 21

WEDNESDAY 22

~~23~~

JULY 1936

THURSDAY 23

FRIDAY 24

SATURDAY 25

MEMORANDA

JULY 1936

SUNDAY 26

MONDAY 27

25, 0 for ed.

TUESDAY 28

WEDNESDAY 29

e.

JULY 1936

THURSDAY 30 *e.d.*

FRIDAY 31

W: M.

SATURDAY 1 AUGUST

MEMORANDA

AUGUST 1936

SUNDAY 2

MONDAY 3 e.d.

Wpl (over)

TUESDAY 4

over: Jc; vs. - Jpl, No (over)

WEDNESDAY 5

W. d; red e; -

AUGUST 1936

THURSDAY 6 P.M.

29) over in Jnd.

FRIDAY 7 e.d.

SATURDAY 8

MEMORANDA

AUGUST 1936

SUNDAY 9

P.M.

27 2 am.

S.E.

MONDAY 10

W.S.

TUESDAY 11

e.d.

W.

WEDNESDAY 12

e.d.

W.

AUGUST 1936

THURSDAY 13

P.M.

145 km GCT dr ph; 2 of W-
19 to 21 h l ent-3°; 21-
230 h - 545 22 w. 615 GCT.
8° 2 N. The Private dip of
Henry 8° x below the headline.
FRIDAY 14

S. L. 230 - 23.

SATURDAY 15

MEMORANDA

J. J.

AUGUST 1936

SUNDAY 16 *e.d.*

MONDAY 17

TUESDAY 18

wb; 2 h; zel, en; v-2478.
WEDNESDAY 19 *P.M.*

207 10 min: 2.200 ju - 530.
201 ju 26 - 24, 1946.

AUGUST 1936

THURSDAY 20 *e.d.* *(106 ju)*
8¹⁵ 12 6 ju 22 2 ju 24 -
207 - 1130

FRIDAY 21

SATURDAY 22

MEMORANDA

AUGUST 1936

SUNDAY 23 *e.d.* - P.M.

1³⁰ - 3¹⁰ to: *Chlor of. 2nd 7/20*
• 2 *WB*. 9²¹ - 10⁵⁵ *p.*

MONDAY 24

TUESDAY 25

Erw: 1/20 5:00

WEDNESDAY 26 P.M.

• 3³⁰ *in* *fr*, 20 *pr*. 5⁴⁵ *at* *WB*,
57 - 5⁵⁰ *ply* - 7⁰: 7¹⁵ *my*
American Wife - 9³⁰.

AUGUST 1936

THURSDAY 27

FRIDAY 28 *e.d.*

WB; of 2 old (50-). - Kls. us.

SATURDAY 29

MEMORANDA

AUGUST 1936

SUNDAY 30

MONDAY 31

9:15 2 W of 5 N, a W & 200 ft
2 hrs - 1/2 & 1/2 W - 10:30.
e!

TUESDAY 1 2. d. SEPTEMBER P.M.

12°) W - 1°; 2° W ~ 138. fl.
W & 1/2 W - 6 W) 1/2 W - 3:30,
4:30. - 6° W 1/2 W 1/2 W 56-57
7° - 2 W W 58. - 9:15. 10:15

WEDNESDAY 2

24. - N.

SEPTEMBER 1936

THURSDAY 3

FRIDAY 4

SATURDAY 5

MEMORANDA

6.

SEPTEMBER 1936

SUNDAY 6

MONDAY 7

LABOR DAY

TUESDAY 8

*Me. N. W. (N. W. 26, 486)
P. M. - 2 on 1 - 2;
5:30 D. M.*

20, 20, 20 - (20 - 4 1/2).
WEDNESDAY 9

SEPTEMBER 1936

THURSDAY 10

*e. d. 2/10
7:15, 8:20 (N. W.) - 11:30.*

FRIDAY 11

*2 W - 7:30 Scarlet Pimpernel -
Grand Jury - 10:30.*

SATURDAY 12

2 W - 8:30 M.

MEMORANDA

01/2 13-17.

SEPTEMBER 1936

SUNDAY 13 P.M.

2:20 to 5:30 (12:30-1:30)
5:30 to 8:30
8:50 to 11:00
v. d. f.

MONDAY 14 e. d.

TUESDAY 15 P.M.

2:37 to 5:00

WEDNESDAY 16

SEPTEMBER 1936

THURSDAY 17 Rally 1905

FRIDAY 18

7:00 to 9:00

SATURDAY 19

MEMORANDA

1
SEPTEMBER 1936

SUNDAY 20

MONDAY 21

TUESDAY 22 P.M.

3:30 D N - 5:30

6:15 M V 8:00 - 9:30

WEDNESDAY 23

SEPTEMBER 1936

THURSDAY 24

FRIDAY 25

SATURDAY 26

MEMORANDA

ly

W

SEPTEMBER 1936

SUNDAY 27 P.M.

~ 7:30 p.m. - 6 p.m.
7:45 am - 8:00 or 20 p.m.
"Springtime" - 12° F.

MONDAY 28

TUESDAY 29 P.M.

3:00 (40) p.m. - 6:38 p.m.
to 2:00 p.m. 6:50 - 8:15
Spring, Chait - 12° F. 8:15 am
Int. rd of: 39, 10 p.m. - 11°

WEDNESDAY 30

OCTOBER 1936

THURSDAY 1

FRIDAY 2

SATURDAY 3

MEMORANDA

OCTOBER 1936

SUNDAY 4

MONDAY 5

TUESDAY 6

P.M.
phi: 4° / 24 20h - 9³⁰.

WEDNESDAY 7

OCTOBER 1936

THURSDAY 8 *e. d.*

FRIDAY 9

SATURDAY 10

MEMORANDA

OCTOBER 1936

SUNDAY 18

MONDAY 19 *for b*

TUESDAY 20 *P.M.*
1° by 05 100 62 12 W. 49. - W.

WEDNESDAY 21 *val*

8° no at.

OCTOBER 1936

THURSDAY 22

8° no.

FRIDAY 23

SATURDAY 24 *no*

MEMORANDA

22/100

OCTOBER 1936

SUNDAY 25 P.M. (S. M.?)
2:30 - 8:50

MONDAY 26

TUESDAY 27 P.M.

WEDNESDAY 28

OCTOBER 1936

THURSDAY 29

FRIDAY 30

SATURDAY 31 B. J. L. †

MEMORANDA

NOVEMBER 1936

SUNDAY 1

MONDAY 2 P.M.

1° *Handwritten notes*
2° *Handwritten notes*
3° *Handwritten notes*
4° *Handwritten notes*
5° *Handwritten notes*
6° *Handwritten notes*
7° *Handwritten notes*
8° *Handwritten notes*
9° *Handwritten notes*
10° *Handwritten notes*

TUESDAY 3

Handwritten notes

WEDNESDAY 4

NOVEMBER 1936

THURSDAY 5

FRIDAY 6

8° *Handwritten notes*
'The General died at dawn'

SATURDAY 7

MEMORANDA

NOVEMBER 1936

SUNDAY 8

3° wind - 9°

MONDAY 9 P.M.

3° W of S light - west - wind
by 5:30, 6:57 - 7° W wind
by 11°

TUESDAY 10

wind: 4:30, 11:00, 11:30
20.

WEDNESDAY 11

NOVEMBER 1936

THURSDAY 12

FRIDAY 13

SATURDAY 14

MEMORANDA

NOVEMBER 1936

SUNDAY 15

MONDAY 16 P. M.

Cr r 20 H. H. I. . . .
on R. L. x 2 Cr. 6 9 30 vt 2 A.

TUESDAY 17

WEDNESDAY 18

NOVEMBER 1936

THURSDAY 19

20-11-12, m-Cr-930

FRIDAY 20 e. d.

Cr.

SATURDAY 21

1/2 v - d.

MEMORANDA

NOVEMBER 1936

SUNDAY 22

P.M.

40) W-8⁴⁵

90) W, 27 W, 2 m l h - 10²⁵

W.W.

MONDAY 23

P.M.

6:45 - 8:00 - 60 W, 2 m l h.

7:30 "La Remise Héroïque"

TUESDAY 24

8:00 W - 9:50

"W.W." : 2 m l h; 2 m l h, 1 m.

WEDNESDAY 25

8:15 W - 11:00

NOVEMBER 1936

THURSDAY 26

THANKSGIVING DAY

O. J. J.

FRIDAY 27

SATURDAY 28

MEMORANDA

W

Handwritten text: $\lambda \mu \kappa \rho \lambda \ell \rho \delta \omega \rightarrow$. (Ullur d)

Handwritten text: No. 100 - 2) $\mu \ell - 53 \ell$, $\omega 6 \mu$, $\omega \ell \ell \ell$.

Handwritten text: $\ell \mu \omega$, $\mu \ell \ell$. $\ell \rho \kappa \rho \lambda \ell \rho \delta \omega \rightarrow$.

1000 - 1000

20 : 815 2.50 - 7.00
~~20 : 201 1.50 - 1.00~~
~~20 : 201 1.50 - 1.00~~

21 : 915 6.00 (800) / 7.50

1 No: 4 20.

20 : 20
20 : 20
20 : 20

10
10
10
10

MARGARET SCHARFF



ABBEVILLE

~~1. 2. 3.~~
~~4. 5. 6.~~
~~7. 8. 9.~~
~~10. 11. 12.~~

 13. 14. 15.
 16. 17. 18.
 19. 20. 21.
 22. 23. 24.
 25. 26. 27.
 28. 29. 30.
 31. 32. 33.
 34. 35. 36.
 37. 38. 39.
 40. 41. 42.
 43. 44. 45.
 46. 47. 48.
 49. 50. 51.
 52. 53. 54.
 55. 56. 57.
 58. 59. 60.
 61. 62. 63.
 64. 65. 66.
 67. 68. 69.
 70. 71. 72.
 73. 74. 75.
 76. 77. 78.
 79. 80. 81.
 82. 83. 84.
 85. 86. 87.
 88. 89. 90.
 91. 92. 93.
 94. 95. 96.
 97. 98. 99.
 100.

1:30
 45.4
 1. 2. 3.
 4. 5. 6.
 7. 8. 9.
 10. 11. 12.
 13. 14. 15.
 16. 17. 18.
 19. 20. 21.
 22. 23. 24.
 25. 26. 27.
 28. 29. 30.
 31. 32. 33.
 34. 35. 36.
 37. 38. 39.
 40. 41. 42.
 43. 44. 45.
 46. 47. 48.
 49. 50. 51.
 52. 53. 54.
 55. 56. 57.
 58. 59. 60.
 61. 62. 63.
 64. 65. 66.
 67. 68. 69.
 70. 71. 72.
 73. 74. 75.
 76. 77. 78.
 79. 80. 81.
 82. 83. 84.
 85. 86. 87.
 88. 89. 90.
 91. 92. 93.
 94. 95. 96.
 97. 98. 99.
 100.

Sept.

a.k.

==

Okt. 7.50
 (1.1. -)

1. 35, 15, 25	- 85
3. 25	- 15
4. 5	5
4. 10	- 10
5. 12	12
6. 25, 5	30
6. 10	10
7. 5, 5	10
7. 3-	3-
7. 08	- 08
8. 70	- 70
red wood	- 20
10, 25	25
	<hr/>
	5.80

9. 2	10
10. 27 20 2	25
2	10
22	2-
1. 5	- 05
2	- 10
25, 10	- 35 x
13. 2	10
3	10 x
4	20 x
5	10 x
14. 2	10 x
15. 2	10
	<hr/>
	5 1-x

7.50

16. 7	1.83
16. 25	- 25
25	- 25
25 (25)	- 25
10	- 10
05	- 05
17. 40	<hr/>
19. 25	1.25
20. 10	10
10, 5	15
50	50
30	30
21. 10	10
22. 10.3	<hr/>
	5.23

23.

3.60	
2	
2	
10	
5	
2	
48	
<hr/>	
4.81	
<hr/>	
5.29	

5.8

20	20
5	5
1-	1-
9. 70	70
60	60
10	10
10.8 24	24
2.56	2.56
- 10	- 10
11. 15	15
15	15
14	14
61	61
33	33
12. 25	25
<hr/>	
6.85	

5.8.

25	25
10	10
26	26
20	20
19	19
5	5
105	105
<hr/>	
10	10
20	20
<hr/>	
1.35	

11.	25	4.97
	19	
12.	35	
	5	
13.	5	
14.	25	
	5	
15.	5	
	75	
	13	
	5	
	<hr/>	
		6.78

16.	30	7.50
	15	
	10	
	5	
	50	
	10	
	25	
	10	
	10	
	5	
	1.20	
	10	
	10	
	<hr/>	
		3.-

1.81	10	
	15	
	5	
	34+	
	25	
3.8	30	
	25.5	
	7.76	
	10	
	<hr/>	
		8.95
6.8.	70	
	10.00	
	10	
	<hr/>	
		9.75
	12	

5.	2.57
7.	50
	10
8.	75
	30
	15
	60
	10
9.	10
10.	10
	5
	<hr/>
	4.97

21.	18
	3.00
	10
	15
	10
	10
	17
	3
	10
	<hr/>
	4.43

20.

DA

5.-

==

20 10.-

15 7.-

3.-

20 1.-

..

Gr
20 20 20
25 1. 20 20

SA 20.-

32.-

23
18
19
2/60
40

1937

Miss Marg. Bütenschoen (Herz)
Deep Shore. - Denton, Md.

Anni Wohlgeschafft, Jun.
Lusnerstr. 5^{II}.

Miss Adele Korngrad
921 Utica Ave., Brooklyn, N. J.

Art West Inc., 995 Fifth Ave. 7th Fl.

The American Stationery Co.,
Peru, Indiana. - \$1. - l 300^g, 150^g 66.

MERKTAFEL

Name:

Wohnort:

Straße:

Fernsprecher:

Postscheckkonto:

Scheckbuch:

Bank- und Sparkonto:

Personenauto:

Motorrad oder Fahrrad:

Lotterielos:

Jagdkarte:

Körpergewicht:

Größe:

.....

.....

.....

.....

Lebensversicherung:

bei:

Feuerversicherung:

bei:

Unfallversicherung:

bei:

Einbruchsdiebstahlversicherung:

bei:

Haftpflichtversicherung:

bei:

Automobilversicherung:

bei:

Wenn mir ein Unfall zustößt, so bitte ich es

mitzutellen:

.....

.....

.....

.....

Kalender für das Jahr 1937

	Januar	Februar	März
S	3 10 17 24 31	7 14 21 28	7 14 21 28
M	4 11 18 25	1 8 15 22	1 8 15 22 29
D	5 12 19 26	2 9 16 23	2 9 16 23 30
M	6 13 20 27	3 10 17 24	3 10 17 24 31
D	7 14 21 28	4 11 18 25	4 11 18 25
F	1 8 15 22 29	5 12 19 26	5 12 19 26
S	2 9 16 23 30	6 13 20 27	6 13 20 27
	April	Mai	Juni
S	4 11 18 25	2 9 16 23 30	6 13 20 27
M	5 12 19 26	3 10 17 24 31	7 14 21 28
D	6 13 20 27	4 11 18 25	1 8 15 22 29
M	7 14 21 28	5 12 19 26	2 9 16 23 30
D	1 8 15 22 29	6 13 20 27	3 10 17 24
F	2 9 16 23 30	7 14 21 28	4 11 18 25
S	3 10 17 24	1 8 15 22 29	5 12 19 26
	Juli	August	September
S	4 11 18 25	1 8 15 22 29	5 12 19 26
M	5 12 19 26	2 9 16 23 30	6 13 20 27
D	6 13 20 27	3 10 17 24 31	7 14 21 28
M	7 14 21 28	4 11 18 25	1 8 15 22 29
D	1 8 15 22 29	5 12 19 26	2 9 16 23 30
F	2 9 16 23 30	6 13 20 27	3 10 17 24
S	3 10 17 24 31	7 14 21 28	4 11 18 25
	Oktober	November	Dezember
S	3 10 17 24 31	7 14 21 28	5 12 19 26
M	4 11 18 25	1 8 15 22 29	6 13 20 27
D	5 12 19 26	2 9 16 23 30	7 14 21 28
M	6 13 20 27	3 10 17 24	1 8 15 22 29
D	7 14 21 28	4 11 18 25	2 9 16 23 30
F	1 8 15 22 29	5 12 19 26	3 10 17 24 31
S	2 9 16 23 30	6 13 20 27	4 11 18 25

Karfreitag 26. März, Ostern 28. und 29. März, Himmelfahrt 6. Mai, Pfingsten 16. und 17. Mai, Buß- und Betttag 17. Nov., Totenfest 21. Nov.

Kalender für das Jahr 1938

	Januar	Februar	März
S	2 9 16 23 30	6 13 20 27	6 13 20 27
M	3 10 17 24 31	7 14 21 28	7 14 21 28
D	4 11 18 25	1 8 15 22	1 8 15 22 29
M	5 12 19 26	2 9 16 23	2 9 16 23 30
D	6 13 20 27	3 10 17 24	3 10 17 24 31
F	7 14 21 28	4 11 18 25	4 11 18 25
S	1 8 15 22 29	5 12 19 26	5 12 19 26
	April	Mai	Juni
S	3 10 17 24	1 8 15 22 29	5 12 19 26
M	4 11 18 25	2 9 16 23 30	6 13 20 27
D	5 12 19 26	3 10 17 24 31	7 14 21 28
M	6 13 20 27	4 11 18 25	1 8 15 22 29
D	7 14 21 28	5 12 19 26	2 9 16 23 30
F	1 8 15 22 29	6 13 20 27	3 10 17 24
S	2 9 16 23 30	7 14 21 28	4 11 18 25
	Juli	August	September
S	3 10 17 24 31	7 14 21 28	4 11 18 25
M	4 11 18 25	1 8 15 22 29	5 12 19 26
D	5 12 19 26	2 9 16 23 30	6 13 20 27
M	6 13 20 27	3 10 17 24 31	7 14 21 28
D	7 14 21 28	4 11 18 25	1 8 15 22 29
F	1 8 15 22 29	5 12 19 26	2 9 16 23 30
S	2 9 16 23 30	6 13 20 27	3 10 17 24
	Oktober	November	Dezember
S	2 9 16 23 30	6 13 20 27	4 11 18 25
M	3 10 17 24 31	7 14 21 28	5 12 19 26
D	4 11 18 25	1 8 15 22 29	6 13 20 27
M	5 12 19 26	2 9 16 23 30	7 14 21 28
D	6 13 20 27	3 10 17 24	1 8 15 22 29
F	7 14 21 28	4 11 18 25	2 9 16 23 30
S	1 8 15 22 29	5 12 19 26	3 10 17 24 31

Karfreitag 15. April, Ostern 17. und 18. April, Himmelfahrt 26. Mai, Pfingsten 5. und 6. Juni, Buß- und Betttag 16. Nov., Totenfest 20. Nov.

JAN

Decl: 4° 22y.
Asc: 2y

2y.
23 29 1h 5h -

Freitag

1

Neujahr

- 7 39.
13 33 x - 23 10 ~ 2y.

Sonnabend

2

Notizen

Mets tes sabots sur la chemise
tes deux sabots
tes sabots dorés

2. Woche

JANUAR

3--6

Sonntag

SA 8.11 SU 15.58 MA — MU 10.33

3

S. n. Neuj.

2y.

Montag

4

2y.

Dienstag

5

2y.

Mittwoch

6

Heil. 3 Könige
Epiphantias

2y - 2y. 2y. 2y.

2y.

7--9

JANUAR

2. Woche

Donnerstag

7

13⁵³ - 14³⁰ - l.

17.

Freitag

8

2y^e.

Sonnabend

9

12⁰⁵ - 20⁰ - f.

2y. 1y (1y, 8y); 2y.

Notizen

JAN

3. Woche

JANUAR

10-13

Sonntag

SA 8.08 SU 16.08 MA 6.22 MU 14.02

10

1. n. Ep.

1m - 2.

Montag

11

1n.

Dienstag

12 ●

Mittwoch

13

"die verkaupte Braut"

14-16

JANUAR

3. Woche

Donnerstag

14

M. W.

Freitag

15

1n: 2n, 6, 26.

Sonnabend

16

1n.

Notizen

JAN

4. Woche

JANUAR

17-20

Sonntag SA 8.02 SU 18.19 MA 9.34 MU 22.41

17

2. n. Ep.

h-13.

(13-1-13)

Montag

18

Dienstag

19

Mittwoch

20

h-13. Elisabeth
Mackentz.

13⁴¹ - 14¹² zj. - l-vwd - 20¹²

21⁴¹ - 22¹⁵ p.

21-23

JANUAR

4. Woche

Donnerstag

21

JAN

zhu w.

Freitag

22

10° N.

18° am - zu. - 19³⁰ zu.

Sonnabend

23

10³⁰ PL.

18° U - dzt.

Notizen

efop. - l. - jeh.
zjh only (h2)

5. Woche

JANUAR

24—27

Sonntag

SA 7.54 SU 10.30 MA 14.05 MU 6.05

24

Septuages.

12⁰⁹ - 20⁰³ 22U.

Montag

25

Dienstag

26 ☉

Mittwoch

27

son fr. - 12.

28—30

JANUAR

5. Woche

Gg. Muckert 33 1

Donnerstag

28

na^e.

Georg

Freitag

29

N, G, J.

Sonnabend

30

Tag der nat. Erhebung 1933

Notizen
Fisch Höpfer, München,
Bismarckstr. 8c I by Spemann
Anni Altar, Mü. - Bogenhausen
Stempelkarte . 13 - 481363

6. Woche

JANUAR

31-34

Sonntag

SA 7.45 SU 16.43 MA 22.51 MU 8.56

31

Sexages.

wb, N, 12.

Montag

FEBRUAR

1

Dienstag

2

Mittwoch

11° RL, Pzura.
3^{er} N^g; 2^{er} J^{er}. -ve.

35-37

FEBRUAR

6. Woche

Donnerstag

4

10³⁰ h W.
15³⁰ RL.
217° M-Ju.

Freitag

5

12° P. - Lyp.
11° RL.
13° J. S V I P.

Sonnabend

6

diso.
12¹⁹ - 15²⁵ rd.

Notizen

W! - 0.

FEBR

Sonntag SA 7.32 SU 16.56 MA 5.00 MU 12.48

7

Estomihi

sd.

Montag 7⁴⁹ - 10⁴⁴ sd - k.

8

11¹⁹ sd - k y v f v r s n.

"Seine Tochter ist der Peter".

sd.

Dienstag

9

Lied Sch. 12.

Fastnacht

11⁰⁰ sd - k. - 10⁰⁰ h w.

MA F - H. (15³⁰); 14³⁰ z - n

2i⁰⁰ sd - k y v r s n.

Mittwoch

10

zh, 1⁰⁰.

Aschermittwoch

19⁰⁰ 12h.

Donnerstag

11

! A 10⁰⁰.

14⁰⁰ sd (h w); 22⁰⁰ sd - k y v r s n.
19⁰⁰ sd - k y v r s n.

Freitag

12

10⁰⁰ h w. - 12⁰⁰ sd, sd - k y v r s n.
12⁰⁰ sd, 22⁰⁰ sd - k y v r s n.
6 sd - k y v r s n.

h w!

Sonnabend

13

21⁰⁰ sd - k y v r s n.

13⁵⁰ - 15⁰⁰ sd - k y v r s n. - 22⁰⁰ sd - k y v r s n.

! sd, sd

Notizen

FEBR

Sonntag SA 7.19 SU 17.10 MA 8.00 MU 21.48

14 12° EL / ...
1. Invok. 21° E / ...

h P - J.

Montag 11° ... - Klaus Madert 37

15 16³⁰ ... 15³⁰ EL.
20¹⁵ ...
! 23° ... h R!

Dienstag 10¹⁰ ...
16 ...
W: 1° - 25. W. H.

h ...

Mittwoch 11³⁰ EL - f.
13⁵⁰ ...
20³⁰ ...

Donnerstag

18

2¹⁵ ... 13⁴⁵.
16¹⁵ ... 10³⁰ EL. - 16: ...
16¹⁵ ... 22³⁰.

FEBR

Freitag

19

10° ... - f: LA.
13³⁰ ...
20¹⁵ ...

! 2 ...

Sonnabend

20

6.
12²⁴ ...

Notizen

21. - ...

Sonntag SA 7.05 SU 17.23 MA 13.06 MU 4.44

21

2. Remin.
Heldengedenktage

21.2. - 15.24.2. by
Historia Antiqua
sehr schön & sehr schön.

Montag

22

17.9 - 23.02
W. G.

2 pl!

Dienstag

23

10.05 W. - 13.02 W.
15.02 W. - 17.02: 2, 1, 1, 1, 1
20.30 W. - 23.02 (W)

Mittwoch

24

11.20/20 Baden.
1.05 - 1.02 - 1.02
20.30 W. - 23.02 (W)

Donnerstag

25

11.02 W.
13.02 W. - 13.45 W. - 15.02 W.
15.02 W. - 18.30 W.

Freitag

26

9.30 - 2.02 Dyke - 18.30
W. G.

Am - 1.

Sonnabend

27

9.30 - 2.02 Dyke.
12.02 W. - 13.02 W. - 14.02 W.
17.02 W. - 19.30 W. - 6.
6.1. W. G.

Notizen

FEBR

Sonntag

SA 6.50 SU 17.36 MA 21.42 MU 7.20

28

3. Okuli

17¹⁹ h-g. - 9²⁴ 2.

Montag

MÄRZ

1

h-g. - 2³⁰ 8³⁰.
15⁰ vda.

h-g.!

Dienstag

2

9³⁰ vda.

Mittwoch

3

9³⁰ vda.
16³⁰ h-g. - 19³⁰.

Donnerstag

11⁰ vda. - 2³⁰ h-g. 13⁰⁵ - 14⁰⁶. 4

15⁰ h-g. - 19⁴⁵ h-g.

20⁰ h-g. - 2³⁰ h-g.: Barnabas von Gugi.

MARZ

Freitag

9³⁰ h-g. - 12⁰ h-g. - h-g.!

15⁰ vda. 13⁰ - 2³⁰ h-g.

17³⁰ vda.

19⁰ vda.

Sonnabend

10³⁰ h-g. - 12⁰ h-g. - 15³⁰ h-g.

20³⁰ h-g.: Kinderarzt Dr. Engel
auf m - 2³⁰ 2³⁰ h-g.

19³⁰ 2³⁰ h-g.!

Notizen

h-g. - 11⁰ - 1.

h-g. - 11⁰ - 2³⁰.

17⁰ - 18⁰ - 2.

Sonntag SA 6.35 SU 17.49 MA 3.33 MU 11.38

7 12° EL, 1° - 16 30, 0°

4. Lätare

18 30 - eine Nacht mit dem Kaiser (L 2) - 18 30 - 19 30

Montag

8

18 30 EL

10 30 EL

14 30 K 57 - 12 30, 2/30

17 30 EL 20 30 EL

Dienstag

9

9 30 EL - 11° EL

19° EL - 13 50, 1°

20 30 EL 11 30

Mittwoch

10

8 30 EL

14° EL - 16° EL, 20 30

20 30 EL, 11 30 - 11°

11° EL - 18° EL - 20 30
20 45 - 11 30

Donnerstag

11

18 30

MÄRZ

Trübe Schlosser

Freitag

12

P. Wilke 46 11 30

9 30 EL - 11 30 - 11 30 - 10 30
12 30, 12 45 - 11 30 - 8

Sonnabend

13

8
11° EL - 20 30
20° EL

Notizen

Sonntag

SA 6.18 SU 18.02 MA 6.26 MU 20.48

14

5. Judika

Helena Döpfer 37
9³⁰ 10²¹

Montag

15

"Eskapade" 10³⁰
R 2.

Dienstag

16

Hertha R.

Wiedereinführung der allgem. Wehrpflicht 1935

Himbacher Schloss - Kalibocins.

Mittwoch

17

Arta.

Donnerstag

18

Freitag

19

Sonnabend

20

8³⁷ 11¹¹

L: A, m², D, m, B
S: 162, 20, n, 200, H, A.

27. - 10.

Notizen

MARZ

Sonntag

SA 6.02 SU 18.14 MA 12.13 MU 3.21

21

10³¹ 7¹⁰ - 11¹⁵

6. Palmarum
Frühlingsanfang

Reichstagsseröffnung Potsdam 1933

Montag

22

11⁰ 1/2 a.

Abend - 1/2 N. v. ... - 1/2

Dienstag

23

2¹⁰ v. d. ...
20³⁰ ...

Mittwoch, 24.

Mittwoch

24

10³⁰ 6⁰ - 12⁰ ...
13⁰ 24⁰ - 18⁰ ...
20³⁰ ...

Donnerstag

25

10³⁰ 11¹⁵ ...

Freitag

26

Karfreitag

h.

Sonnabend

27

20⁰ ...

Notizen

MARZ

Sonntag SA 5.48 SU 18.26 MA 20.36 MU 5.45

28

Ostersonntag

12° ...
15° ...
... - 30 -
...
...

Montag

29

Ostermontag

Lorenz Muckert.

13° ...
1/4 ...
...

Dienstag

30

Mutti Scharff 88

18° ...
21° ...
...

Mittwoch

31

15° ...
16° ...
20° ...

Donnerstag

1

16° ...
20° ...

Freitag

2

0° 15

Sonnabend

3

Autocorp

...

Notizen

APRIL

15. Woche

APRIL

94—97

98—100

APRIL

15. Woche

Sonntag SA 5.29 SU 18.38 MA 2.05 MU 10.29

4 €
1. Quasimod.

Southampton :
W Sw

Oben

Montag

5

Dienstag

6

Mittwoch

7

Edith

Donnerstag

8

Freitag

9

Sonnabend

10

Notizen

APRIL

16. Woche

APRIL

101-104 105-107

Sonntag SA 5.13 SU 18.51 MA 4.50 MU 19.45

11

2. Mis. Dom.

Montag

12

Killy.

Dienstag

13

10³⁰ ...

Normandie: Ob, 12.

Mittwoch

14

13⁰ ...
15⁰ ...
f 50.- 20³⁰ ...

APRIL

16. Woche

Donnerstag

15

12³⁰ ...
15⁰ ...

Freitag

16

...
...
...

...
...

Sonnabend

17

Thea 1911. (1900-1911)
...
...

Bremen: 1⁰, 17, Ob.
...

Notizen

APRIL

Sonntag SA 4.58 SU 19.03 MA 11.19 MU 1.54

18 a.m.

3. Jubilate

14³⁰ ...
19⁰ Rembrandt ...
Avenue ...

Montag

19

12⁰ ...
20³⁰ ...

Dienstag

20

Reichskanzler Adolf Hitler geb. 1889

16³⁰ ...
...

Mittwoch

21

13⁰ ...
16-18⁰ ...
Queen Mary: A, B, C, D, E, F, G, H, I, J, K, L, M, N, O, P, Q, R, S, T, U, V, W, X, Y, Z

Donnerstag

22

12⁰ ... - 15³⁰ ...
20⁴⁵ ...
20¹⁵ ...

Freitag

23

P. Girma.
18⁰ ...
Jela Lee; Petrified forest - Prisoners 10

Sonnabend

24

Miss McCall's ...
10²⁵ ... - 11⁴⁰ ...
6 10⁶ ... - 10

Notizen

W (an - olva)
Kurt Werner Key, 312 W. 73rd St.
TR 7-6117

APRIL

Sonntag SA 4.42 SU 19.14 MA 19.32 MU 4.11

25 ☉ *vi. - D.S.T - Nj.*
4. Kantate *Waldgeir: d. h.*

no!

Montag

26 *T. Lisa.*
18¹⁸ (be k) boy, yk

Dienstag

27 *20 p. 1/2 St. sh. 1/2 St.*
hij.

u: 10, 12, W. - 100,

Mittwoch

28 *10° H.H. 1. 2 1/2 m. p. 2)*
kur - 5°

16-18°: 200 700

18°/18³⁰ 26: 2000 ju. 179 St. Cape Mitropol
2000 ju. 179 St. Cape Mitropol

Donnerstag

29 *12° N. 2000 1 2000, 1000*
2000 1000 - 17³⁰ 1000, 500 ju
1000 - 20 182 St - 20³⁰

Freitag

30 *18³⁰ 2000 2000: 2000 kur 1000*
20⁴⁵ "lost Horizont" - 23¹⁵

APRIL

MAI

Sonnabend

1 *12° N 5 D, 1996 St. 1000*
Nat. Feiertag des deutschen Volkes
(1000 R. 1000) - 400 E. 59 - EL 5-6447
St. Katharine Forest Anderson, 122 E 76 St.
BU 8-9781

Notizen

1000 - 2000 1000 - 1000
1000
W!

Sonntag SA 4.28 SU 19.27 MA 0.36 MU 9.26

2

5. Rogate

15³⁰ E x - ...
20³⁰ " Masquerade in ...
23³⁰ ...

Montag

3

6³⁰ ... 12⁴⁵ ...
13³⁰ - ...
... ..

Dienstag

4

Friday

18³⁰ ...

W- ...

Mittwoch

5

Hans Kibelmann 97.
11¹⁵ ...
3³⁰ ...

Donnerstag

6

Himmelf. Chr.

10³⁰ ...
18³⁰ ...

Freitag

7

9³⁰ ... 175 W 79-EN2-0018
- 11¹⁵ ; 12⁰ ...
12⁴⁵ ...

Sonnabend

8

9-12⁰ ...
9³⁰ ...

Notizen

Helga ...
Tomino Apts., Forest Hills, L.I.
Boulevard 8-3375

MAI

Sonntag SA 4.15 SU 19.39 MA 3.14 MU 18.38

9

6. Exaudi

1^o V. B. ...
2^o 5^o "The good earth" - see - ...
6^o 1.6.20 - 8^o.

Montag

10

...
... 76 St.
... 9th floor.

Dienstag

11

16^o ...
17^o ...
18^o ...
... - ...

Mittwoch

12

12^o ...
17^o ...
18^o ...
6^o ...

Donnerstag

13

9-10^o ...
...
5^o 30 RS. ...
11^o 30 ...
26^o 10 - 17^o 30.

Freitag

14

...
18^o ...
19^o 15 - 10^o 30.

MAI

£ 50.-

Sonnabend

15

6-8^o ...
8^o 45 ...
12^o 30 ...
8^o 30: 26: 11 - The Prince & The Pauper
...
12-1^o ...
186^o ...
3^o.

Notizen

...
147-12 Jamaica Ave.
JA 6-10466

21. Woche

MAI

136-139

140-142

MAI

21. Woche

Sonntag

SA 4.03 SU 19.50 MA 10.22 MU 0.21

16

Pfingstsonntag

*6-11 p.m.
40-50 16° per Cel,
17¹⁵ Shall be danced, Mrs
19¹⁵ 51 St. 10³⁰*

Montag

17

Pfingstmontag

*10¹⁵
10¹⁵
2¹⁵*

Mr. Johnson

Dienstag

18

17⁴⁵ 32.

Mittwoch

19

Peggy.

Donnerstag

20

Freitag

21

MAI

Sonnabend

22

Notizen

*Mrs. F. A. Lehmann
San Francisco 233
Mexico City.*

22. Woche

MAI

143—146

Sonntag

SA 3.54 SU 20.00 MA 18.29 MU 2.39

23

Trinitatis

Gorg.

A. 20.

Montag

24

20.00, 22.00

Dienstag

25 ⊕

22.00 - 23.00
23.00 - 24.00

Erw. Ober.

Mittwoch

26

11.

147—149

MAI

22. Woche

Donnerstag

27

Fronleichnam

Kerta Cron

20.00 (11.00)

Freitag

28

20.00 - 21.00
21.00 - 22.00
17.00 - 19.00
8⁰⁰ Episode - 10¹⁵ - 11⁰⁰ 3/4!

Sonnabend

29

MAI

Notizen

2. Ella Weil
36, Rue des Glacis
Luxembourg

23. Woche

MAI

150—153 154—156

JUNI

23. Woche

Sonntag SA 3.45 SU 20.10 MA 23.30 MU 8.25

30

1. n. Tr.

Montag

31

Memorial Day

A. 24. 5h. 27.

Dienstag

1

JUNI

Mittwoch

2

*12:30 Jackson Heights
13:30 Jackson Heights
3:00 ...
5:30 ... Red Robe ...
8:00 ... 10:00 ...*

Donnerstag

3

Marta

*9:30 ...
11:45 ...*

Freitag

4

Mrs. Blair 11 ...

Sonnabend

5

Notizen

JUNI

24. Woche

JUNI

157—160 161—163

JUNI

24. Woche

Sonntag SA 3.39 SU 20.18 MA 1.41 MU 17.32

6

2. n. Tr.

Donnerstag

10

Montag

7

Annunarie Lemartz

Freitag

11

Dienstag

8

•

Sonnabend

12

Erw. Ab. - w. v.

Mittwoch

9

Prager

Notizen

Erw. Ab.

JUNI

26. Woche

JUNI

171-174

175-177

JUNI

26. Woche

Sonntag

SA 3.36 SU 20.26 MA 17.23 MU 1.10

20
4. n. Tr.

Handwritten notes for Sunday, June 20, including "SA 3.36 SU 20.26 MA 17.23 MU 1.10" and other illegible scribbles.

Handwritten note: (R. D., 20.10.)

Montag

21

Mrs. Gabriel Litt

*Sommersanfang 1 Serpentine Drive
Mrs. Rochelle, R. J.
4. 20 14 20. (V D V 2)*

Dienstag

22

Decl. - ...: A(5), en.

Mittwoch

23

*12° ...
240° ...
6° ...*

Handwritten note at bottom left of page 23.

Donnerstag

24

Freitag

25

JUNI

Sonnabend

26

Notizen

27. Woche

JUNI

178—181

Sonntag

SA 3.38 SU 20.27 MA 21.58 MU 7.27

27

5. n. Tr.

N.

Montag

28

Dienstag

29

Peter

Peter und Paul

W. L.

Mittwoch

30

15:30 (2001) 18:30

*21
22
23*

182—184

JULI

27. Woche

Donnerstag

1

9:30 St. Shelley

Freitag

2

*P. Johanna
9:30 - 8:00 ... 9:30 ... - 10*

Sonnabend

3

Louise ... (65 - 66)

JULI

Notizen

3/1 - Gym

28. Woche

JULI

185—188 189—191

Sonntag

SA 3.43 SU 20.25 MA 0.12 MU 16.28

4

6. n. Tr.

Montag

5

20.12.20, 8.10

Dienstag

6

v!

12.12.20, 20.12.20, 21.12.20, 22.12.20, 23.12.20, 24.12.20, 25.12.20, 26.12.20, 27.12.20, 28.12.20, 29.12.20, 30.12.20, 31.12.20

Mittwoch

7

20.12.20, 21.12.20, 22.12.20, 23.12.20, 24.12.20, 25.12.20, 26.12.20, 27.12.20, 28.12.20, 29.12.20, 30.12.20, 31.12.20

Erw: 2) (u)

JULI

28. Woche

Donnerstag

8

*Rurt
9:30 dr. Shelley
8:10 20*

Freitag

9

Sonnabend

10

JULI

Notizen

20.12.20

29. Woche

JULI

192—195 196—198

Sonntag

SA 3.49 SU 20.20 MA 8.11 MU 21.31

11

7. n. Tr.

24. 7. 1911 30

Montag

12

Mutti Gessen

Dienstag

13

Mittwoch

14

*14-19-1911-20-1911
17-15-30-1911-1911
19-12-20-1911-1911
Kriegsritter
Krieger (1911) - 22-1911*

JULI

29. Woche

Donnerstag

15

15. 7. 1911, 22. 1911

Freitag

16

Sonnabend

17

JULI

Notizen

1911-1911-1911

31. Woche

JULI

206-209

Sonntag

SA 4.08 SU 20.04 MA 20.25 MU 6.28

25

9. n. Tr.

Montag

26

Dienstag

27

Erw: b, w.

Mittwoch

28

*Miss - R.B.
5° ee - 9³⁰ no 125 - 20.*

210-212

JULI

31. Woche

Mia.

Donnerstag

29

Freitag

€ 30

Wm.

Sonnabend

31

JULI

Erw: w, v, so, gl.

Notizen

*Wm.
Mrs. Gasarch
2185 Colton St., Bronx, N.Y.
WEd 79422*

32. Woche

AUGUST

213-216

Sonntag

SA 4.18 SU 19.53 MA 23.36 MU 15.28

1

10. n. Tr.

Grosspapa Lobbenberg 56

Montag

2

Dienstag

3

W: H b

Mittwoch

4

Des: P b

217-219

AUGUST

32. Woche

Donnerstag

5

10° W - N; 25 - 28 - 30
4° R. B. - 50° Captain's Courageous
20 - 30 50 - 100
100 - 150 150 - 200

Freitag

6

10° W - N; 30 - 500
e 20 - 120; 100
Robert Ravacon 97.

Sonnabend

7

Marion

Notizen

m. - b.

AUG

33. Woche

AUGUST

220-223

Sonntag

SA 4.29 SU 19.41 MA 7.03 MU 19.54

8

11. n. Tr.

wb, n, v, m; 200 (5)

Montag

9

Dienstag

10

Mittwoch

11

224-226

AUGUST

33. Woche

Donnerstag

12

Freitag

13

Rudja.

... bo In bok 4⁴⁵ P.M

... ..

Sonnabend

14

*In zuu 04. - Claire
... ..*

Notizen

... ..

... ..

AUG.

34. Woche

AUGUST

227—230

231—233

AUGUST

34. Woche

Sonntag

SA 4.41 SU 19.27 MA 15.01 MU 22.57

15

12. n. Tr.

*Am 15 (C. B. 2. Fre.?)
7-20:47)*

Donnerstag

19

Montag

16

2. bis 8

Freitag

20

Dienstag

17

17. n. 16. 20.

Sonnabend

21

AUG

note: 5-2, 20, 16.

Mittwoch

18

18-20

Notizen

35. Woche

AUGUST

234—237

Sonntag SA 4.53 SU 19.11 MA 18.50 MU 5.27

22 ☉

otto. in, in, in

13. n. Tr.

100 20

Montag

23

Dienstag

24

*Objekt
Wieder!!!*

Erw. in?

Mittwoch

25

Schwalbe

100 20

11.11.23

*12.11.23 - 14.11.23 - 5.30 Lac aux Dames x
Lac Beauport - 9.30 CCB.*

238—240

AUGUST

35. Woche

Donnerstag

26

1202

Freitag

27

Sonnabend

28

AUG

Notizen

36. Woche

AUGUST

241—244

Sonntag SA 5.05 SU 18.56 MA 22.29 MU 14.25

29 €

14. n. Tr.

Montag

30

Dienstag

31

Mittwoch

1

SEPTEMBER

245—247

SEPTEMBER

36. Woche

Donnerstag

2

Freitag

3

Sonnabend

4

Notizen

SEPT.

37. Woche

SEPTEMBER

248—251.

Sonntag

SA 5.16 SU 18.40 MA 5.57 MU 18.18

5

20 Nov!

15. n. Tr.

Montag

6

Labor Day.

Dienstag

7

W. off w.

Mittwoch

8

*Prague 11 (22/5)
22/6 - m WA.*

252—254

SEPTEMBER

37. Woche

Donnerstag

9

Prague

Freitag

10

Prague

Sonnabend

11

*5° - m -
Coney Island.*

Notizen

m.

SEPT.

38. Woche

SEPTEMBER

255—258

Sonntag

SA 5.27 SU 18.23 MA 13.43 MU 21.39

12

16. n. Tr.

Montag

13

13.

Dienstag

14

we: 17.0, 17; 20 (17); 20, 17

Mittwoch

15

2 - 6 - 2 - 6

N. w. G.

259—261

SEPTEMBER

38. Woche

Donnerstag

16

Freitag

17

Wally 05.
110 Dr. Roll

430 Dr. Misa. "Elephant Boy"

Sonnabend

18

Notizen

SEPT

39. Woche

SEPTEMBER

262-265

Sonntag

SA 5.40 SU 18.07 MA 17.13 MÜ 4.22

19

17. n. Tr.

Montag

20 ☉

Dienstag

21

20°C - 5°C
Kupper ...
Wochen (H...)

Mittwoch

22

s.s. e 10 - 14

g d (- 2 w - 1)

266-268

SEPTEMBER

39. Woche

Donnerstag

23

Herbstanfang

17. 5. 20

Ad.

e 10 - 2 p.m.

Freitag

24

Sonnabend

25

A; wo. h... (200)

Notizen

SEPT

40. Woche

SEPTEMBER

269—272

Sonntag

SA 5.51 SU 17.51 MA 21.27 MU 13.18

26

18. n. Tr.

Montag

27 €

Dienstag

28

20.00 (20.00)
4.30 e z

20.00 (20.00)
20.00 (20.00)
20.00 (20.00)

Mittwoch

29

Kritzel.

273—275

SEPTEMBER

40. Woche

Donnerstag

2.15 Hr. Kroll
Schmide 20

OKTOBER

Freitag

2.15 Hr. Kroll

1

4.30 e z - [K. bel. - r. u. d. r. - m. e.]
6.00 e z

Sonnabend

K z.

2

Notizen

Notizen

SEPT.

Sonntag

SA 6.03 SU 17.34 MA 4.55 MÜ 16.41

3

19. n. Tr.
Erntedanktag

12:30 - 20:00
[Handwritten notes in a box: "20-40", "in 20:00"]

Montag

4

Kleine - Westfield

Dienstag

5

10:00 - 2:00 - 5:00?

Mittwoch

6

P. Betty
10:00 - 12:00 Ad
5:00 - 8:00
Mayerling
9:00 - 1:00

Donnerstag

7

20:00 - 21:00, 20:00, 21:00, 21:00

Freitag

8

11:00 - 12:00
5:00 - 6:00
12:00 - 14:00 - 2:00 - 3:00 - 4:00
3:00 - 4:00 - 6:45 Westfield

Sonnabend

9

"You can't have everything" x
Charlie Chan at the Olympics!

20:00
20:00, 21:00

Notizen

~~20:00 - 21:00~~
~~20:00~~

OKT.

Sonntag

SA 6.16 SU 17.18 MA 12.22 MU 20.25

10
20. n. Tr.

otto R. - Anna R. ...

Montag

11

*20.10
W; 10.30; 11.30; 12.30*

Dienstag

12

Columbus Day
4.30
6.15
I abbe.

EW: 6.20

Mittwoch

13

Donnerstag

14

of me (one); U.S.; 1; 2; 3; 4; 5; 6; 7; 8; 9; 10; 11; 12; 13; 14; 15; 16; 17; 18; 19; 20; 21; 22; 23; 24; 25; 26; 27; 28; 29; 30; 31

Freitag

15

blue 20.

*20.10: 10:30 (20.10 - 20.10);
11:30 (20.10); 12:30 (20.10 - 20.10)*

Sonnabend

16

Notizen

OKT.

43. Woche

OKTOBER

290-293

Sonntag

SA 6.28 SU 17.02 MA 15.30 MU 3.14

17

21. n. Tr.

Montag

18

40 m, 118 m/hp. w. r. 2
w. - 0.

Dienstag

19

w. r. 2

Mittwoch

20

hinta 2000

Erw: n, y, r, z, w, y, u.

294-296

OKTOBER

43. Woche

Rolz

Donnerstag

21

Freitag

22

12° 20 - f - w. r.
43° 120 - 6 30
8° 100 (4!) - 10° 315 CPW.

20 m

Sonnabend

23

cc - 22 n f 10 20 20-37

20 m

Notizen

w. - 100

OKT.

Sonntag SA 6.41 SU 16.47 MA 20.28 MU 12.03

24

22. n. Tr.

Bei.
2° Sydenham Hospital.

hje - 1. 1/2, 1/2, 1/2, 1/2 (1/2) ^{1/2} _{1/2} ^{1/2} _{1/2}

Montag

25

Richard S.
10¹⁵ 1/2 1/2

Dienstag

26

6:20

h: 2, h; 106 (1/2)

Mittwoch

27

RA 1/2 - 1/2

Polly S.

Donnerstag

28

Freitag

29

1/2 cc
1/2 1/2

1/2 1/2

Sonnabend

30

RA: 20, 1/2, 1/2, 1/2
1/2

Notizen

OKT.

45. Woche

OKTOBER

304—307

Sonntag

SA 6.53 SU 16.33 MA 3.55 MU 15.06

31

23. n. Tr.
Reform.-Fest

Handwritten notes: *Handwritten notes, possibly "Handwritten notes" or similar.*

Handwritten notes

Montag

NOVEMBER

1

Allerheiligen

Handwritten notes: *Handwritten notes, possibly "Handwritten notes" or similar.*

Dienstag

2

Handwritten: T. Susi

Handwritten notes

Mittwoch

3

Handwritten: Marie

Handwritten notes: *Handwritten notes, possibly "Handwritten notes" or similar.*

Handwritten notes: 100 - ...

308—310

NOVEMBER

45. Woche

Donnerstag

4

Handwritten notes: *Handwritten notes, possibly "Handwritten notes" or similar.*

Freitag

5

Sonnabend

6

Handwritten notes: *Handwritten notes, possibly "Handwritten notes" or similar.*

Notizen

NOV

46. Woche

NOVEMBER

311-314

Sonntag

SA 7.07 SU 16.20 MA 11.00 MU 19.14

7

24. n. Tr.

Montag

8

vbf, dorf, von, f... w.
Dienstag

9

*Om, v, h, l...
v...: 2/3 (1/2) ...*
Mittwoch

10

b 23 20

315-317

NOVEMBER

46. Woche

Armistice Day.

Donnerstag

11

20 20 v. w. ...

Freitag

12

*2/3 - f. - ... 37
b 2 2 2 2 - ...*

7 ...

Sonnabend

13

*b 2 2 2 2 ...
7° ... 10°*

Notizen

NOV.

47. Woche

NOVEMBER

318-321

Sonntag

SA 7.19 SU 16.09 MA 13.56 MU 2.05

14

25. n. Tr.

3 11°, 200 m. r.
200 m. r. - 200 m. r.

zwei Lini.

Montag

15

200 m. r.

N(5)

Dienstag

16

(1. 11° 200 m. r.)
6° 200 m. r.

zwei Lini.

Mittwoch

17

Buß- und Betttag

127 m. r. - 200 m. r. - 200 m. r.

zwei!

322-324

NOVEMBER

47. Woche

Donnerstag

18

200 m. r.

zwei!

Freitag

19

4³⁰ - 5⁰ Dr. Misa - N?
127 m. r. - 200 m. r. - 200 m. r.

Sonnabend

20

(200 m. r. - 200 m. r.)

Notizen

NOV.

48. Woche

NOVEMBER

325-328

Sonntag

SA 7.31 SU 16.00 MA 19.26 MU 10.40

21

Totenfest

Montag

22

2. Advent (74)
4:15 Gr. Messe. - 5:00 Glor

1. Advent - 2. Advent - 3. Advent - 4. Advent - 5. Advent

Dienstag

23

ok. - 10:00

Mittwoch

24

4:30 Gr. Messe. - 3:40 Glor

"Shrovet"

5:00! 10.

329-331

NOVEMBER

48. Woche

Thanksgiving Day.
3-40 11:00!

Donnerstag

25

3:45 4:15

Freitag

26

St. Ignace

11:00 Messe

Sonnabend

27

Notizen

NOV.

49. Woche

NOVEMBER

332-335

Sonntag

SA 7.42 SU 15.52 MA 2.56 MU 13.33

28

1. Advent

Montag

29

Dienstag

30

4³⁰ Dr. Müse.
1^o N. V. V. e) ee-8.
2^o h. g. 2cc.

N. H.

Mittwoch

1

DEZEMBER

Erw: 12, b.

H.

336-338

DEZEMBER

49. Woche

Donnerstag

11^o ... 135 ...
12 ...

2

H!

Freitag

100 Men a Girl ;
Stage Door .

3

Sonnabend

4

Truzzi (old lens)
"It's Love I'm after"
"Queen Victoria" - rye 126!

Notizen

DEZ

50. Woche

DEZEMBER

339—342

Sonntag

SA 7.52 SU 15.48 MA 9.37 MU 18.06

5

2. Advent

Frity R. 02

Montag

6

Dienstag

7

*3/4 - 1/2 - 1/4
Sp. Ep.*

Mittwoch

8

Mariä Empf.

we: w. b., 1. (d)

R.

343—345

DEZEMBER

50. Woche

Donnerstag

9

*106 - 27.12.1911
... 645...
19 - 8 2 - 11° (W. b., 1. d.)*

Freitag

10

Sonnabend

11

W. b. 2

Notizen

14

DEZ.

Sonntag

SA 8.01 SU 15.46 MA 12.21 MU 1.00

12

3. Advent

Montag

13

Handwritten notes for Monday

Dienstag

14

Handwritten notes for Tuesday

2° Mrs. Julius Roman,
435 Page Terrace, South Orange, N.J.
SO 2-9243 (258) - ev. end,
engine

Mittwoch

15

Handwritten notes for Wednesday
11° Mrs. Ring, CA 6-1486
9° Mrs. Prof. Trapnell (27)
102 St. Katharine Rd., Essex Hills.
1° Mrs. Myers, Maplewood.

Donnerstag

16

Freitag

17

Handwritten notes for Friday

Sonnabend

18

Ria Cron

Handwritten notes for Saturday

Mr. David V. Ring, Notizen William John 4-
Fort Hill, Chester Conn. Deep River 2280 -
1888
7° Captain Bosworth, Deep River 161
king 2

DEZ

Sonntag SA 8.07 SU 15.47 MA 18.18 MU 9.12

19

4. Advent

Handwritten notes for Dec 19: ...

Montag

20

Handwritten notes for Dec 20: ...

Dienstag

21

Handwritten notes for Dec 21: ...

Mittwoch

22

Wintersanfang

Handwritten notes for Dec 22: ...

Donnerstag

23

Handwritten notes for Dec 23: ...

Freitag

€ 24

Sonnabend

25

1. Weihnachtstag

Handwritten notes for Dec 25: ...

Notizen

53. Woche

DEZEMBER

360-363

Sonntag

SA 8.11 SU 15.50 MA 1.55 MU 12.00

26

2. Weihnachtstag

Montag

27

28

Dienstag

28

3 10 I bbe - p n - m 10
3 10° E p Sec - 24 p.

Mittwoch

29

364-365

DEZEMBER

53. Woche

Donnerstag

30

Ma
b b n.

Freitag

31

1145
W 2 ye 2 2 - k 2 w,
U mel. y b, w wch, H(?) b - 4°.

Notizen

DEZ.

JANUAR 1938

- 1 Sonnabend Neujahr *Lody*
- 2 Sonntag *m*
- 3 Montag *h y . n i* *NA 3-5 p.m.*
- 4 Dienstag
- 5 Mittwoch
- 6 Donnerstag Heil. 3 Könige *Ps 6.30 p.m.*
- 7 Freitag *10^h 5^h 7^h 50^c 2^h* *night must fall 2^h*
- 8 Sonnabend - *9^h 4^h 5^h* *a.m.*
- 9 Sonntag *NA 2^h*
- 10 Montag
- 11 Dienstag
- 12 Mittwoch
- 13 Donnerstag
- 14 Freitag *m*
- 15 Sonnabend *f u o l - 12^o E - B l e*
- 16 Sonntag *10^h 11^h 12^h 1^h 2^h 3^h 4^h 5^h 6^h 7^h 8^h 9^h 10^h 11^h 12^h*

JANUAR 1938

- h y . n i* Montag 17
- NA 1^h 2^h 3^h 4^h 5^h 6^h 7^h 8^h 9^h 10^h 11^h 12^h* Dienstag 18 *insor?*
- Mittwoch 19 *2^h*
- Donnerstag 20 *11^h 12^h 1^h 2^h 3^h 4^h 5^h 6^h 7^h 8^h 9^h 10^h 11^h 12^h*
- Freitag 21 *NA 2^h 5^h*
- Sonnabend 22 *h . l*
- Sonntag 23 *2^h 3^h 4^h 5^h 6^h 7^h 8^h 9^h 10^h 11^h 12^h*
- Montag 24 *h . l*
- Dienstag 25
- Mittwoch 26
- Donnerstag 27 *h . l*
- Schradell Markt* Freitag 28
- Sonnabend 29
- Tag d. nationalen Erhebung 1933 Sonntag 30
- Montag 31

FEBRUAR 1938

- 1 Dienstag
- 2 Mittwoch
- 3 Donnerstag
- 4 Freitag
- 5 Sonnabend
- 6 Sonntag *Liso*
- 7 Montag
- 8 Dienstag
- 9 Mittwoch *Lisel Scherff 12*
- 10 Donnerstag
- 11 Freitag *H.P. 20*
- 12 Sonnabend
- 13 Sonntag
- 14 Montag
- 15 Dienstag *Klaus Mackert*
- 16 Mittwoch

FEBRUAR 1938

- 1. K 2 fu* Donnerstag 17
- Freitag 18
- Sonnabend 19
- Sonntag 20
- Montag 21
- Dienstag 22
- Mittwoch 23
- 2. K* Donnerstag 24
- 3.* Freitag 25
- Sonnabend 26
- Sonntag 27
- Montag 28

*Rekord bei ? 14.3.
 U 2 h p. - 4 ~ - 8 h 4.
 W en, - 20, e 1 r - 9 88.*

MÄRZ 1938

- 1 Dienstag *Mrs. Kloban Dr. Müse*
- 2 Mittwoch *Dr. Kroll*
- 3 Donnerstag
- 4 Freitag *Guzi Konzert.*
- 5 Sonnabend
- 6 Sonntag
- 7 Montag
- 8 Dienstag
- 9 Mittwoch
- 10 Donnerstag
- 11 Freitag
- 12 Sonnabend
- 13 Sonntag Heldengedenktag
- 14 Montag *Helena Döpfer* | *Wdr*
- 15 Dienstag
- 16 Mittwoch Wiedereinführung der allgem. Wehrpflicht 1935

MÄRZ 1938

- Donnerstag 17
- Freitag 18
- Sonnabend 19
- Sonntag 20
- Reichstagseröffnung
Potsdam 1933 Montag 21
- Dienstag 22
- Mittwoch 23
- Donnerstag 24
- Freitag 25
- Sonnabend 26
- Sonntag 27
- Montag 28
- Dienstag 29
- Mittwoch 30
- Donnerstag 31

NOTIZEN

~~...~~
 ...
 ... (2-5)
 ...
 * ... 7 (55)
 ...
 ...
 * ...
 * ...
 * ...
 2 ...
 ? ...

#499 Saunter
 Anschriften (Bezugsquellen usw.)

Gegenstand	Name	Wohnung
Hella:		18 1/2
Dr 7	6 1/4; 27	6 A 169
Dr 20	34. 20	26
Dr 14	16 32; 21	21 1/2 - 22
Dr 8-12	-37	2.55
	10.-	2.28
Dr 20		5.50
		3.-

Anschriften (Bezugsquellen usw.)

Gegenstand	Name	Wohnung
	Mrs. D. G. Johnston, Gaston Farms, Little Washington, R #1 Dornington Pa.	
	Mr. & Mrs. Max Kahn 70 ⁴ 1/2 1842 N. 28 St., Phila. Pa., STE 6283	Kentlinger
	Ralph L. Specht, 57 Tarrington Place East Orange, N. J. - Orange 3-6402	
	Theod. Blain [315 C. Pl. N., SC 4-1903 68 Ely Pl., E. Orange, Orange 5-4062 ^{Apt. 115}	
	Walter Ph. Hertz, P.O.B. 13 South Braintree, Mass.	
	United Shoe Machinery Corp. Brookline, Mass.	
	Reinmann, 1016 Vestrico Ave., Germantown, Penna.	

Anschriften (Bezugsquellen usw.)

Gegenstand	Name	Wohnung
	Crownheights Registry (Miss Ellmann) 591 Crown St., Brooklyn, N. J. (R 6007) PR 3-5091	
	Rev. H. B. Hoover 460, 1/2	
	National Council for Jewish Women CO 5-4754 (Mrs. Jarno)	
	Council of Jewish Women (1-5) 118 Clinton Ave., Newark N. J. Blzeloo 3-0893	
	Frederick Kramer LA 4-4300 140-11 Ash Ave., Kushing L. I. 1/280 1/290	
	Mrs. Charlotte Kurebert ESsex 3-2630	

Anschriften (Bezugsquellen usw.)

Gegenstand	Name	Wohnung
	Gertrud Wiesengrund-Stainer	Apt. 9A 229 E. 79 St. RH 4-2622
	Lenny Moszkowitz	134 Clifton Place DEloare 3-8472 Jersey City, N.J.
	Riverside Registry for Nurses	136 W. 96 St RI 9-0523
	Resula Spicer	17 W. 94 St. RI 9-8914
	Rügelmann, V. G.	311 E. 72 St. BU 8-6147
	London Bureau	441 Pr. Ave. (2 nd) PL 3-7600
	New York Women's Exch.	541 Mad. Ave PL 3-2330
	Manhattan Registry	145 W 79 St. TR 7-9800
	Dr. Kosa	40 E. 88 St. (4-6) SA 2-5335
	Dr. Jerome Rohm	50 W. 96 St. RI 9-4020
	Dr. Paul Steinberg	1133 Pr. Ave. AT 9-2520
	Dr. Hans Leibfeld	184 Pr. Ave. - 74 St. RH 4-6880
	German Nurses Registry	23 E. 81 BU 8-1771
	Dr. Lesi	
	Dr. J. E. Shelley	4 1/2 - 5 1/2; 200 W 16. CH 2-3377

Anschriften (Bezugsquellen usw.)

Gegenstand	Name	Wohnung
	George W. Chester	2 W. 20 St. 175 Fifth Ave. GR 7-0117 Chelsea 7-7420 Room 515
		301 Rugby Rd., Brooklyn - Budenmister 2-3185
	W. Fidler	840 Grand Ave., ME 5-2181 30 Bro. St., HA 2-2100
	Resula Riotta (Mindlines)	LE 2-0780.
	Hans Finkelmann	9 Mrs. A.V. Moszkowitz (45 E. 82 St. - BU 8-5114) PL 4-3574 285 C. P. W. 3 W.
		St. George Hotel Brooklyn MA 4-5000
		194 Columbia Heights, MA 4-8747
	Prager	Bumt Ave. WA 3-2270
	Lene Tülf	170 West 85th St. Apt. 2 W. off. EN 2-8888
	Theodora Zander	2345 Broadway (86th St) TRafalgar 7-9885
	Gustav Jacoby	19 East 92 St. (5th)

Fernsprech-Anschlüsse

Name	Amt	Nr.
Mrs. Oppenheimer	SO 2-	8670
123 Mayhew Drive " Meyer	SO 3-	0330
Richter (US Army) 325 W. 77 St.	SV 7-	2357
Mrs. E. Meyer Ph.D. 462 Baldwin Rd., Maplewood N.J.	SO 3-	1202

HO 3-25-35
Fernsprech-Anschlüsse

Name	Amt	Nr.
Otto Meybach	MA 3-	2904
[Raymond Chemical Comp.] 30 Lexington St., Apt. C 5 corner Raymond Blvd. Newark N.J.		9-10 a.m.
Mrita - Hillside House Pound Hill, Sussex.		
Dr. N. Wattenmaker 2024 N. Broad St., Phila. Stevenson 1075		

Bewegliche Feste für 1937 bis 1948

Jahr	Ostern	Himmelfahrt	Pfingsten
1937	28. März	6. Mai	16. Mai
1938	17. April	26. Mai	5. Juni
1939	9. April	18. Mai	28. Mai
1940	24. März	2. Mai	12. Mai
1941	13. April	22. Mai	1. Juni
1942	5. April	14. Mai	24. Mai
1943	25. April	3. Juni	13. Juni
1944	9. April	18. Mai	28. Mai
1945	1. April	10. Mai	20. Mai
1946	21. April	30. Mai	9. Juni
1947	6. April	15. Mai	25. Mai
1948	28. März	6. Mai	16. Mai

Nationale Feiertage 1937

Heldengedenktag	21. Februar
Nat. Feiertag des deutschen Volkes	1. Mai
Erntedanktag	3. Oktober

Festtage der Protestanten 1937

Neujahr	1. Januar	Pfingsten	16. u. 17. Mai
Karfreitag	26. März	Reformat.-Fest	31. Okt.
Ostern	28. u. 29. März	Bußtag	17. November
Himmelfahrt	6. Mai	Weihnacht.	25. u. 26. Dez.

Festtage der Katholiken 1937

Neujahr	1. Januar	Peter u. Paul	29. Juni
Hell. 3 Könige	6. Jan.	Mariä Himmelf.	15. Aug.
Ostern	28. u. 29. März	Allerheiligen	1. Nov.
Himmelfahrt	6. Mai	Mariä Empf.	8. Dez.
Pfingsten	16. u. 17. Mai	Weltnachten	25. Dez.
Fronleichnam	27. Mai	Stephanus	26. Dez.

Messen und Ausstellungen im Jahre 1937

Berlin Ende Jan.: „Grüne Woche“; Anfang März: Internat. Automobilausstellung; April: Wassersport-, Wochenend- und Luftsport-Ausstellung; Ende Aug.: Große Deutsche Funkausstellung; Anfang Okt.: „Iba“, Internat. Büro-Ausstellung

Braunschweig 27. Febr., 31. Juli (je 10 Tage)

Breslau 5. bis 9. Mai: Südost-Messe mit Landmaschinenmarkt

Düsseldorf Mai bis Okt.: „Schaffendes Volk“ — Große deutsche Ausstellung Düsseldorf-Schlageterstadt 1937 für Städtebau, Siedlung, Gartengestaltung, Kunsthandwerk und Gewerbe

Frankfurt a. M. 20. März bis 18. April: Deutsche Kolonial-Ausstellung; 22. bis 30. Mai: Reichshandwerkerkongress, verbunden mit Fachausstellung; 2. bis 11. Juli: „Achema“ VIII. Ausstellung für chemisches Apparatewesen; 1. bis 22. August: Deutsche Photographische Ausstellung; Sept.-Okt.: VII. „Ika“, Internat. Kochkunst-Ausstellung; Dezember: Weihnachtsschau

Frankfurt a. d. O. 22. Febr.: 5. Juli, 18. Okt. 11. Dez. (je 14 Tage)

Karlsruhe 29. Mai, 30. Okt. (je 10 Tage)

Kassel 8. März, 4. Okt., 17. Dez. (je 8 Tage)

Köln 14. bis 21. März: Frühjahrsmesse; 19. bis 21. Sept.: Herbstmesse; 18. bis 26. Sept.: 10. Westdeutsche Gastwirts- und Hotelfachmesse

Königsberg i. Pr. 15. bis 18. August; 25. Deutsche Ostmesse, internat. Mustermesse, technische Messe, Landwirtschafts- und Handwerks-Ausstellung

Leipzig 3. Jan.: Neujahrsmesse (14 Tg.); 28. Febr.: Frühjahrsmesse: Mustermesse (6 Tg.), Große Technische Messe und Baummesse (9 Tg.); Bugra-Maschinenmesse (6 Tg.); Sportartikelmesse (5 Tg.); Reichsmöbelmesse (5 Tg.); Bürobedarfsmesse (6 Tg.); Messe für Photo - Optik - Kino (6 Tg.); Textilmesse (4 Tg.); 4. April: Ostermesse (22 Tg.); 29. Aug.: Michaelismesse (22 Tg.), Herbstmesse mit Messe f. Bau-, Haus- u. Betriebsbedarf (5 Tg.), Sportartikelmesse (5 Tg.), Textilmesse (4 Tg.)

Magdeburg 19. Sept. (15 Tage), 17. Dez. (8 Tage)

Mannheim 2. Mai, 3. Okt., (je 10 Tg.), 11. Dez. (14 Tg.)

Nürnberg 30. März, 9. Sept. (je 14 Werkzeuge)

Stuttgart 16. Dezember (9 Tage)

Würzburg 1. März, 8. Juli, 2. November (je 14 Tage)

Postgebühren (Reichspost)

I. Inlandsverkehr und Freie Stadt Danzig

Briefe¹⁾	im Ortsverk.	im Fernverk.	
bis 20 g	RM. —.08	RM. —.12	
bis 250 g —.16	.. —.24	
bis 500 g (Höchstgew.)	.. —.20	.. —.40	
Postkarten	.. —.05	.. —.06	
mit Antwort zweimal —.05	.. —.06	
Drucksachen¹⁾ (Orts- und Fernverkehr)			
bis 20 g	RM. —.03		
bis 50 g —.04		
bis 100 g —.08		
bis 250 g —.15		
bis 500 g (Höchstgew.)	.. —.30		
Geschäftspap., Warenprob. und Mischsendungen¹⁾			
bis 100 g	RM. —.08		
bis 250 g —.15		
bis 500 g (Höchstgew.)	.. —.30		
Briefpäckchen¹⁾ (Wertang., Einschr., Nachn. u. bei Einschr. auch Rücksch. zuläss.) bis 1 kg	RM. —.60		
Päckchen¹⁾ (Einschr., Nachn., Rücksch. zulässig; Wertang. nicht zulässig) bis 2 kg	RM. —.40		
Einschreibgebühr	.. —.30		
Rückscheingebühr	.. —.30		
Postaufträge wie für einen Einschreibbrief nebst Vorzeigengebühr von	RM. —.20		
Eilzustellgebühr	im Orts-	im Land-	
bei Vorauszahlung	zustellbez.	zustellbez.	
a) f. eine Briefsendung	RM. —.40	RM. —.80	
b) f. ein Pak. od. Postgut	.. —.60	.. 1.20	
Für dring. Pakete betr. d. Sondergeb.	.. 1.—		
Wertbriefe (Freimachungszwang)			
im Ortsverkehr	bis 20 g	bis 250 g	bis 500 g
bis RM. 100.—	— .58	— .66	— .70
.. .. 500.—	— .68	— .76	— .80
im Fernverkehr			
bis RM. 100.—	— .62	— .74	— .90
.. .. 500.—	— .72	— .84	1.—
Für jede weiteren RM. 500.—	erhöhen sich vorstehende Sätze um RM. —.10.		

1) Höchstmaße: Länge, Breite u. Höhe zusammen 90 cm, größte Länge jedoch nicht mehr als 60 cm; Mindestmaße: Länge 10,5 cm, Breite 7,4 cm, Rollenform: Höchstmaße: Länge und der 2fache Durchmesser zus. 100 cm, Länge jedoch nicht über 80 cm; Mindestm.: Länge 10,5 cm, Durchm. 2 cm.

Vorzeigengebühr für Nachnahmen

für eine Brief- oder Paketsendung RM. —.20

Höchstgrenze der zuläss. Nachn. RM. 1000.—

Postanweisungen und Postscheckzahlkarten

	Post- anw.	Telegr. ¹⁾ Postanw.	Postsch.- Zahlkart.
bis RM. 10.—	RM. —.20	RM. 2.50	RM. —.10
.. .. 25.—	.. —.30	.. 3.—	.. —.15
.. .. 100.—	.. —.40	.. 3.50	.. —.20
.. .. 250.—	.. —.60	.. 4.—	.. —.25
.. .. 500.—	.. —.80	.. 4.50	.. —.30
.. .. 750.—	.. 1.—	.. 5.—	.. —.40
.. .. 1000.—	.. 1.20	.. 5.—	.. —.50
	je RM. 250.— mehr		.. —.10
	über RM. 2000.— (unbeschränkt)		.. 1.—

Postschecke (Betrag unbeschränkt)

1. Für jede Barauszahlung RM. —.15
Grundgebühr + RM. —.01 für je RM. 20.—
2. Für jede bargeldlose Einlösung eines Schecks
RM. —.01 für je RM. 100.—
3. Überweisungen im Inland kostenfrei.

Telegramme

	Jedes Wort	Mindestgeb.
a) im Ortsverkehr . . .	RM. —.08	RM. —.80
b) im Fernverkehr —.15	.. 1.50
Brieftelegramme —.05	.. —.50
Dringende Telegramme	zweifache Gebühr	
Blitztelegramme	zehnfache Gebühr	
Luxustelegramme (Lx)	neben der Telegramm- gebühr RM. 1.—	

Fernsprechverkehr

Orts- oder Ferngespräch bis 5 km	RM. —.10
Vororts- oder Bezirksgespräch —.30
Ferngespräch von 3 Minuten Dauer zwischen 8—19 Uhr:	
bis 15 km Entfernung . . .	RM. —.30
über 15 .. 25 —.40
.. 25 .. 50 —.60
.. 50 .. 75 —.90
.. 75 .. 100 1.20
je weitere 100 km mehr —.30
Jede weitere Minute $\frac{1}{3}$ der Gebühr des 3 Mi- nutengesprächs. Ferngespräche (über 5 km) zwischen 19—8 Uhr kosten $\frac{2}{3}$ der vorgen. Sätze. Dringendes Ferngespräch doppelte Gebühr. Blitzgespräch zehnfache Gebühr.	

1) über RM. 1000.— (unbeschränkt) für je RM. 250.— oder einen Teil davon mehr RM. 1.—

Gewöhnliche Pakete¹⁾ (Höchstgewicht 20 kg)

	1. Zone b. 75 km	2. Zone b. 150 km	3. Zone b. 375 km	4. Zone b. 750 km	5. Zone ü. 750 km
bis 5 kg	30	40	60	60	60
bis 6 kg	35	50	80	90	100
bis 7 kg	40	60	100	120	140
bis 8 kg	45	70	120	150	180
bis 9 kg	50	80	140	180	220
bis 10 kg	55	90	160	210	260
Jedes weit. kg 10	15	20	25	25	30
Zustellgebühr für jedes Paket	. . . RM. 0.15				

Wertpakete

1. Paketgebühr wie vorstehend
2. Versicherungsgebühr für je RM. 500 der Wertangabe RM. —.10
3. Bearbeitungsgebühr
 - a) für versiegelte Wertpakete
 - bis RM. 100 einschließlich . . . RM. —.40
 - über RM. 100 —.50
 - b) für unversiegelte Wertpakete (zulässig bis RM. 300) Zuschlag RM. —.10

Postgut¹⁾ (Höchstgew. 7 kg), Zustellung frei Haus; mindestens 3 Sendungen nach demselben Bestimmungsort, einzeln nur im Ortsverkehr und nach bestimmten Orten. Grüne Postgutkarte.

	1. Zone b. 75 km	2. Zone b. 150 km	3. Zone b. 375 km	4. Zone b. 750 km	5. Zone ü. 750 km
bis 5 kg	0.30	0.40	0.40	0.50	0.60
üb. 5-6 kg	0.35	0.45	0.50	0.60	0.80
üb. 6-7 kg	0.40	0.50	0.60	0.70	1.—

Luftpostverkehr (Änderungen vorbehalten)

Außer den gewöhnlichen Gebühren ist als Flugzuschlag zu zahlen:

- Inland, Freie Stadt Danzig, Österreich
- für Postkarten, Postanweisungen . . . RM. —.10
 - für andere Briefsendungen (einschl. Päckchen)
 - bis 20 g RM. —.10 bis 250 g RM. —.80
 - bis 50 g .. —.20 bis 500 g .. 1.25
 - bis 100 g .. —.40 bis 1000 g .. 2.50
 - für jede weiteren angefangenen 500 g (soweit schwerere Sendungen zugelassen) . . . RM. 1.25

¹⁾ Im Verkehr zwischen Ostpreußen und dem übrigen Reich wird die Gebühr der jeweils nächstniedrigeren Zone erhoben. Für Pakete nach Freie Stadt Danzig bestehen besondere Gebühren.

Für Pakete im Inland und Freie Stadt Danzig bis 1000 g RM. 1.—, darüber für jede angefangenen 500 g RM. —.20 in der 1. bis 3. Zone, RM. —.40 in der 4. und 5. Zone.

Über die Luftpost-Zuschlaggebühren nach anderen Ländern erteilt die Postanstalten Auskunft.

II. Auslandsverkehr**a) Luxemburg und Österreich**

Briefe, Postkarten, Drucksachen, Geschäftspapiere, Mischsendungen, Warenproben } Inlandsgebühren

Drucksachen, Geschäftspapiere und Mischsendungen von 500 g bis 1 kg RM. —.40
über 1 bis 2 kg wie unter b)

Briefpäckchen bis 1 kg —.60

b) übrige Länder

Briefe bis 20 g RM. —.25
jede weiteren 20 g —.15

jedoch nach Tschechoslowakei und Ungarn bis 20 g RM. —.20, jede weiteren 20 g n. Tschechoslowakei nach Ungarn —.15

Einschreibgebühr —.30

Postkarten —.15

jedoch nach Tschechosl. u. Ungarn —.10

Drucksachen je 50 g —.05

n. Ungarn 20g —.03, 50g —.04, 100g —.08

250 g —.15, 500 g —.30, 1000 g —.40

Geschäftspapiere für je 50 g —.05

mindestens aber —.25

nach Ungarn bis 250 g —.20

bis 500 g RM. —.30, bis 1000 g —.40

Mischsendungen für je 50 g —.05

jedoch mindestens RM. —.10, wenn die Sendung nur Drucks. u. Warenproben enthält, sonst mindestens

nach Ungarn wie Geschäftspapiere —.25

Warenproben je 50 g —.05, mindestens

nach Ungarn 100 g —.08, 250 g —.15

500 g —.30

Wertbriefe (soweit zugelassen)

1. Beförderungsgebühr wie für Einschreibbrief von gleichem Gewicht

2. Versicherungsgebühr für je

RM. 500.— RM. —.30

Gepäcktarif (Reichsbahn)

(Gebührensätze in Reichsmark)

Aufrundung der Gewichte bis 20 kg auf volle 5 kg, darüber auf volle 10 kg.

Aufrundung der Frachten bis 1.— RM. auf 5 Rpf., über 1 RM. auf 10 Rpf.

Bis 20 kg ist die Gepäckfracht der nachstehenden Tafel zu entnehmen, über 20 kg nach den Sätzen für 10 kg (letzte Spalte der Tafel) zu berechnen.

Mindestfracht 0,3 RM. Mindestgewicht 10 kg

km	Ausgerechnete Gepäckfracht f.			Frachtsatz = bei Gewichten über 20 kg = für je 10 kg RM
	10 kg RM	15 kg RM	20 kg RM	
1—30	0,3	0,3	0,3	0,15
31—50	0,3	0,3	0,4	0,2
51—75	0,3	0,45	0,6	0,3
76—100	0,4	0,6	0,8	0,4
101—150	0,5	0,75	1,0	0,5
151—200	0,6	0,9	1,2	0,6
201—250	0,7	1,1	1,4	0,7
251—300	0,8	1,2	1,6	0,8
301—400	1,0	1,5	2,0	1,0
401—500	1,2	1,8	2,4	1,2
501—700	1,4	2,1	2,8	1,4
701—900	1,6	2,4	3,2	1,6
901—1200	1,8	2,7	3,6	1,8
1201—1800	2,0	3,0	4,0	2,0

Für Warenproben und Muster gilt ein ermäßigter Gepäcktarif.

Expressguttarif (Reichsbahn)

Aufrundung der Gewichte bis 20 kg auf volle kg, bei höheren Gewichten auf volle 10 kg.

Aufrundung der Frachten bis 1.— RM. auf 5 Rpf., über 1.— RM. auf 10 Rpf. Bis 100 kg ist die Expressgutfracht der nachstehenden Tafel zu entnehmen, über 100 kg nach den Sätzen für 10 kg (siehe nächste Seite) zu berechnen.

Ermäßigtes Expressgut. Die Hälfte dieser Sätze — vgl. DPT I allg. Ausf.-Best. 21 zu § 40.

Sperriges Expressgut. Doppeltes wirkl. Gewicht — vgl. DPT I allg. Ausf.-Best. 20 zu § 40.

Höchstbetrag der zulässigen Nachnahme:

a) bei Zahlung durch Postanweisung RM. 1000.—

b) bei Überweisung durch Zahlkarte RM. 2500.—

Bei Nachnahme-Sendungen wird als Nachnahmegebühr erhoben:

a) bei einem Betrage bis 100 RM. 1 v. H., mindestens 0,20 RM.;

b) bei höheren Beträgen ½ v. H., mind. 1.— RM.

Mindestfracht 0,40 RM. (für sperriges Expressgut 0,80 RM., für ermäßigtes Expressgut 0,40 RM.)

Mindestgewicht 5 kg (für sperr. Expressgut 10 kg).

Frachtsatz bei Gewichten über 100 kg für je 10 kg

1— 15 km, 0,25 RM. 201— 250 km, 1,20 RM.

16— 30 km, 0,35 RM. 251— 300 km, 1,35 RM.

31— 50 km, 0,45 RM. 301— 450 km, 1,40 RM.

51—110 km, 0,50 RM. 451— 900 km, 1,90 RM.

111—130 km, 0,75 RM. 901—1800 km, 2,40 RM.

131—200 km, 0,80 RM.

Expressgutfrachtsätze

km	Ausgerechnete Expressgutfracht für 5—12 kg							
	5 kg RM	6 kg RM	7 kg RM	8 kg RM	9 kg RM	10 kg RM	11 kg RM	12 kg RM
1—15	0,4	0,45	0,45	0,45	0,45	0,5	0,5	0,5
16—30	0,4	0,45	0,45	0,45	0,45	0,5	0,55	0,6
31—50	0,4	0,45	0,45	0,45	0,45	0,5	0,55	0,6
51—110	0,4	0,45	0,45	0,45	0,45	0,5	0,55	0,6
111—130	0,5	0,6	0,65	0,7	0,7	0,8	0,9	1,0
131—200	0,5	0,6	0,65	0,7	0,7	0,8	0,9	1,0
201—250	0,6	1,0	1,1	1,2	1,2	1,2	1,4	1,5
251—300	0,7	1,0	1,1	1,2	1,3	1,4	1,6	1,7
301—350	0,8	1,0	1,1	1,2	1,3	1,4	1,6	1,7
351—400	0,9	1,0	1,1	1,2	1,3	1,4	1,6	1,7
401—450	1,0	1,0	1,1	1,2	1,3	1,4	1,6	1,7
451—900	1,1	1,2	1,3	1,5	1,6	1,9	2,1	2,3
901—1800	1,4	1,5	1,6	1,8	2,0	2,4	2,7	2,9

Expresgutfrachtsätze

km	Ausgerechnete Expresgutfracht für 13—20 kg							
	13 kg	14 kg	15 kg	16 kg	17 kg	18 kg	19 kg	20 kg
	RM	RM	RM	RM	RM	RM	RM	RM
1—15	0,5	0,5	0,5	0,5	0,5	0,5	0,5	0,5
16—30	0,6	0,6	0,6	0,7	0,7	0,7	0,7	0,7
31—50	0,65	0,7	0,7	0,8	0,85	0,9	0,9	0,9
51—110	0,65	0,7	0,75	0,8	0,85	0,9	0,95	1,0
111—130	1,1	1,2	1,2	1,3	1,4	1,5	1,5	1,5
131—200	1,1	1,2	1,2	1,3	1,4	1,5	1,6	1,6
201—250	1,6	1,7	1,8	2,0	2,1	2,2	2,3	2,4
251—300	1,9	2,0	2,1	2,3	2,4	2,6	2,7	2,7
301—350	1,9	2,0	2,1	2,3	2,4	2,6	2,7	2,8
351—400	1,9	2,0	2,1	2,3	2,4	2,6	2,7	2,8
401—450	1,9	2,0	2,1	2,3	2,4	2,6	2,7	2,8
451—900	2,5	2,7	2,9	3,1	3,3	3,5	3,7	3,8
901—1800	3,2	3,4	3,6	3,9	4,1	4,4	4,6	4,8

km	Ausgerechnete Expresgutfracht für 30—100 kg							
	30 kg	40 kg	50 kg	60 kg	70 kg	80 kg	90 kg	100kg
	RM	RM	RM	RM	RM	RM	RM	RM
1—15	0,75	1,0	1,3	1,5	1,8	2,0	2,3	2,5
16—30	1,1	1,4	1,8	2,1	2,5	2,8	3,2	3,5
31—50	1,4	1,8	2,3	2,7	3,2	3,6	4,1	4,5
51—110	1,5	2,0	2,5	3,0	3,5	4,0	4,5	5,0
111—130	2,3	3,0	3,8	4,5	5,3	6,0	6,8	7,5
131—200	2,4	3,2	4,0	4,8	5,6	6,4	7,2	8,0
201—250	3,6	4,8	6,0	7,2	8,4	9,6	10,8	12,0
251—300	4,1	5,4	6,8	8,1	9,5	10,8	12,2	13,5
301—350	4,2	5,6	7,0	8,4	9,8	11,2	12,6	14,0
351—400	4,2	5,6	7,0	8,4	9,8	11,2	12,6	14,0
401—450	4,2	5,6	7,0	8,4	9,8	11,2	12,6	14,0
451—900	5,7	7,6	9,5	11,4	13,3	15,2	17,1	19,0
901—1800	7,2	9,6	12,0	14,4	16,8	19,2	21,6	24,0

Vergleichs-Übersicht der Beförderungskosten für Postpakete, Eisenbahn-Expres-, Eil- und Frachtgutsendungen

km	5 kg			10 kg			20 kg		
	Post-Paket	Eisenbahn-Expr.	Eilg.	Post-Paket	Eisenbahn-Expr.	Eilg.	Eisenbahn-Expr.	Eilg.	Fra.
1—15	0,30	0,40	0,80	0,55	0,50	0,80	0,50	0,80	0,60
16—30	0,30	0,40	0,80	0,55	0,50	0,80	0,70	0,80	0,60
31—50	0,30	0,40	0,80	0,55	0,50	0,80	0,90	0,80	0,60
51—110	0,40	0,40	0,80	0,90	0,50	0,80	1,—	1,30	0,80
111—130	0,40	0,50	0,80	0,90	0,80	0,80	1,50	1,40	0,80
131—200	0,60	0,50	1,10	1,60	0,80	1,10	1,60	1,80	1,10
201—250	0,60	0,60	1,30	1,60	1,20	1,30	2,40	2,10	1,30
251—300	0,60	0,70	1,40	1,60	1,40	1,40	2,70	2,30	1,40
km	30 kg			50 kg			100 kg		
	Eisenbahn-Expr.	Eilg.	Fra.	Eisenbahn-Expr.	Eilg.	Fra.	Eisenbahn-Expr.	Eilg.	Fra.
1—15	0,75	0,80	0,60	1,30	0,90	0,60	2,50	1,60	0,90
16—30	1,10	0,80	0,60	1,80	1,30	0,80	3,50	2,10	1,30
31—50	1,40	1,10	0,70	2,30	1,60	0,90	4,50	2,70	1,60
51—110	1,50	1,70	1,10	2,50	2,60	1,50	5,—	4,80	2,60
111—130	2,30	1,90	1,20	3,80	2,90	1,70	7,50	5,50	2,90
131—200	2,40	2,50	1,50	4,—	4,—	2,20	8,—	7,60	4,—
201—250	3,60	2,90	1,70	6,—	4,60	2,50	12,—	8,90	4,60
251—300	4,10	3,40	1,90	6,80	5,40	2,80	13,50	10,30	5,40

Aus Ersparnisgründen ist die Beförderung eiliger Warensendungen vorzunehmen: im Gewicht bis einschl. 5 kg als Postpaket, von 5—10 kg als Postpaket oder Eisenbahn-Expresgut, von 10—20 kg als Eisenbahn-Expresgut, über 20 kg als Eisenbahn-Eilgut.

Die Beförderungsdauer von Postpaketen, Eisenbahn-Expres- und -Eilgut ist ungefähr die gleiche. Es ist dabei zu berücksichtigen, daß die günstigste Versandmöglichkeit als Eisenbahn-Expresgut durch Beförderung mit Personen-, Eil- und Schnellzügen und durch eine längere Annahmedauer (Expresgutannahme und -abgabe zu jeder Tages- und Nachtzeit im Gegensatz zu Postpaketen) gegeben ist, während Postpakete nur am Tage angenommen werden und Eil- und Frachtgutsendungen nur mit Güterzügen von Güterbahnhöfen aus befördert werden. Die Kosten für Reisegepäckbeförderung sind erheblich niedriger als für Expresgutbeförderung. Eilgut ist etwas billiger, aber umständlicher.

Personengeldtarif (Reichsbahn)

Die Einheitsätze betragen für 1 km

in der 1. Klasse	8,7 Rpf.
in der 2. Klasse	5,8 Rpf.
in der 3. Klasse	4,0 Rpf.
für Militär (3. Klasse)	1,5 Rpf.

Die sich hieraus ergebenden Preise werden bis 1 RM. auf 5 Rpf., über 1 bis 10 RM. auf 10 Rpf., über 10 bis 40 RM. auf 20 Rpf. und darüber hinaus auf volle RM. aufgerundet.

Schnellzugszuschläge:		1. u. 2. Kl.	3. Klasse
1. Zone	1—75 km	1.— RM.	0.50 RM.
2. Zone	76—150 km	2.— RM.	1.— RM.
3. Zone	151—225 km	3.— RM.	1.50 RM.
4. Zone	226—300 km	4.— RM.	2.— RM.
5. Zone	über 300 km	5.— RM.	2.50 RM.

Eilzugszuschläge:		2. Kl.	3. Kl.
1. Zone	1—75 km	0.50 RM.	0.25 RM.
2. Zone	76—150 km	1.— RM.	0.50 RM.
3. Zone	151—225 km	1.50 RM.	0.75 RM.
4. Zone	226—300 km	2.— RM.	1.— RM.
5. Zone	über 300 km	2.50 RM.	1.25 RM.

Der Fernschnellzugzuschlag, der neben den Zuschlägen für Schnellzüge erhoben wird, beträgt in der 1. und 2. Klasse: für FD-Züge und FDT-Züge auf Entf. bis 300 km 2 RM., darüber 3 RM.

Bei Gesellschaftsfahrten, die in Schnell- oder Eilzügen ausgeführt werden, tritt auch für den Schnellzugs- bzw. Eilzugzuschlag eine gewisse Ermäßigung ein.

Platzkarten für D-Züge:

1. und 2. Kl. RM. 1.—, 3. Kl. RM. 0.50.

Die Bettkartenpreise der Mitropa-Schlafwagen im innerdeutschen Verkehr betragen einschließl. Bedienungsgeld in der 1. Kl. RM. 25.—, 2. Kl. RM. 12.50, 3. Kl. RM. 8.— mit Wäsche, RM. 6.50 ohne Wäsche. Für die Schlafwagen der ISG (Internationale Schlafwagen-Gesellschaft) gelten besondere Bettkartenpreise.

Fahrpreisermäßigungen der Deutschen Reichsbahn

Fahrpreisermäßigung Berechtigter	Art und Zweck der Reise	Ermäßigung	Klasse	Geltungsdauer der Fahrausweise
Sonntagsrückfahrkarten in bestimm. Verbindg.	Ausflugreisen	33 1/3 %	2. 3.	Sonnab. ab 12 Uhr bis Montag 12 Uhr
Angestelltenwochenkarten (Roheinkommen bis 200 RM. monatlich)	Fahrten zwischen Arbeits- und Wohnort. Höchstentfernung 75 km	etwa 72 %	3.	1 Woche von Sonntag bis Sonnabend
Arbeiterückfahrkarten a) Beamte, Angestellte u. Arbeiter, b) Beamtenanwärter, Lehrlinge usw. c) Notstandsarbeiter d) Offiziere und Beamte bei militär. Übungen	Fahrt zwischen Arbeitsort und Wohnort der Familienangehörigen	50 %	3.	10 Tage
Arbeiterwochenkarten f. Arbeiter, die ausschl. mit mechan. oder Handarbeiten beschäftigt sind	Fahrten zwischen Arbeits- und Wohnort. Höchstentfernung 75 km	etwa 78 %	3.	1 Woche v. Sonntag bis Sonnabend an allen Tagen beliebig oft
a) Bezirkskarten (Sicherheitsgeb. 5 RM.) Preis: 2. Kl. 52 RM. 3. Kl. 40 RM.	Keine Zwischenlösung a) und b) beliebige Fahrten innerhalb eines Bezirks	etwa 75 %	2. 3.	1 Monat
b) Bezirksteilmonatskarten Preis: 2. Kl. 21 RM. 3. Kl. 16 RM.			2. 3.	1 Kalenderwoche
c) Anschlußbezirkskarten Preis: 2. Kl. 20 RM. 3. Kl. 15 RM.	c) nur gültig in Verbindung mit einer Netz- oder Bezirkskarte		2. 3.	1 Monat

Fahrpreismäßigung Berechtigte	Art und Zweck der Reise	Ermäßi- gung	Klasse	Geltungsdauer der Fahrausweise
Netzkarten (Sicherheitsgeb. 10 RM.) Preis für 1 Netz: 1. Kl. 150 RM., 2. Kl. 120 RM., 3. Kl. 90 RM.	Beliebige Fahrten inner- halb eines Netzes	etwa 75%	1. 2. 3.	1 Monat, mit be- liebigen Tage be- ginnend
Ferionsonderzüge I. allgemein II. nach Ostpreußen	a) Hinfahrt im Sonderzug b) Einzelrückfahrt	I. 40% II. 60%	2. 3.	2 Monate
Gesellschaftsfahrten Es fahren unentgeltlich bei Bezahl. für 12—19 Pers. 1 Pers., bei 20—39 Pers. 2 Pers., b. 40—99 Pers. 3 Pers., u. je weitere 50 Personen 1 Person	mind. 12—24 Erwachsene mind. 25—99 Erwachsene mind. 100 Erwachsene	33 1/3% 40% 50%	1. 2. 3.	4 Tage
Gesellschafts-sonderzüge Mindestgebühr 150 RM.	133 Karten 1. Kl., 200 Karten 2. Kl. oder 300 Karten 3. Kl.	50%	1. 2. 3.	Reisetag
Kinderreiche Familien Familien mit wenigstens vier unverheirat. leibl. Kindern, die das 21. Jahr noch nicht überschritten haben u. dem elterlichen Hausstand angehören	Gemeinschaftliche Reisen von mindest. 2 Familien- angehörigen a) älteste Person: voller Fahrpreis, b) jede weitere Person, c) 1 einz. Kind unt. 10 J.	50% 100%	1. 2. 3.	4 Tage

14

Militär a) Unteroffiz. u. Mann- schaften b) Angestellte der Wehr- macht c) Offiziere u. Militärbe- amte im Offiziersrang	Einzelreisen und Abord- nungen bis zu 30 Mann: a) Dienst-, Urlaubs- und Entlassungsreisen b) Reisen mit Ausweis III c) dienstliche Fahrten	57% 57% 42%	3. 3. 2.	4 Tage
Monatskarten	a) für Eilzüge b) für Personenzüge	etwa 60—70%	2. 3. 2. 3.	1 Kalendermonat
Ostpreußen-Rückfahrkart. a) Landweg hin u. zur., b) Bahn-See-Karten	a) Hin- und Rückreise mit der Eisenbahn b) eine Fahrt auf d. Land- u. eine auf dem Seeweg	40%	2. 3.	2 Monate. Hinfahrt am 1. Geltungstag, Rückf. beliebig
a) S.A. (Aktive und SAR.) b) S.S. c) NSKK.	Fahrten: a) Dienstreisen, b) Besuchsfahrten Verhei- rateter zwischen Wohn- u. Dienstort, c) dsgl. Unver- heirateter zwisch. Dienst- ort u. Wohnort d. Eltern, d) Fahrten f. Erholungs- aufenthalt, wenn ärztlich verordnet	50% *)	2. 3.	4 Tage

15

Urlaubs-karten: Ausgabe an jedermann während des ganzen Jahres. Geltungs-
dauer 2 Monate, Rückreise frühestens am 7. Geltungstage. Mindestentfernung 200 km.
Fahrtunterbrechung auf der Hinfahrt einmal, auf der Rückfahrt viermal gestattet.
Ermäßigungen: bis 400 km = 20%; bis 450 km = 21%; bis 500 km = 22%; bis
550 km = 23%; bis 600 km = 24%; bis 650 km = 25%; Höchstsatz 60%.

Stand der Bauarbeiten an der Reichsautobahn Mitte 1936



Entfernungsanzeiger

Zwischen	Aachen	Berlin	Bremen	Breslau	Danzig	Darmstadt	Dortmund	Dresden	Erfurt	Essen
Aachen	—	624	376	983	1094	288	159	735	507	124
Berlin	624	—	341	336	472	567	464	180	271	498
Bremen	376	341	—	673	813	506	239	512	413	256
Breslau	983	336	673	—	630	775	798	271	479	833
Danzig	1094	472	813	630	—	1037	938	652	743	967
Darmstadt	288	567	506	775	1037	—	336	532	297	302
Dortmund	159	464	239	798	938	336	—	589	374	35
Dresden	735	180	512	271	652	532	589	—	237	618
Erfurt	507	271	413	479	743	297	374	237	—	403
Essen	124	498	256	833	967	302	35	618	403	—
Frankfurt a. M.	294	539	478	747	1011	28	274	506	269	297
Halle a. d. S.	579	162	354	386	634	406	431	158	109	460
Hamburg	494	290	119	622	762	561	358	470	415	374
Hannover	360	258	122	590	730	383	208	390	237	242
Köln	72	577	335	909	1049	218	104	667	436	76
Königsberg	1221	597	938	607	196	1164	1061	777	868	1145
Leipzig	669	165	392	362	637	414	469	118	117	498
Magdeburg	526	142	270	432	610	445	355	240	170	389
München	700	653	757	814	1125	414	752	543	452	718
Nürnberg	527	478	584	686	950	265	512	400	253	543
Stuttgart	499	652	661	860	1124	177	520	597	382	485
Würzburg	431	472	480	710	944	134	411	439	202	441
Wuppertal	116	509	283	843	978	296	58	621	390	46

in Bahnkilometern

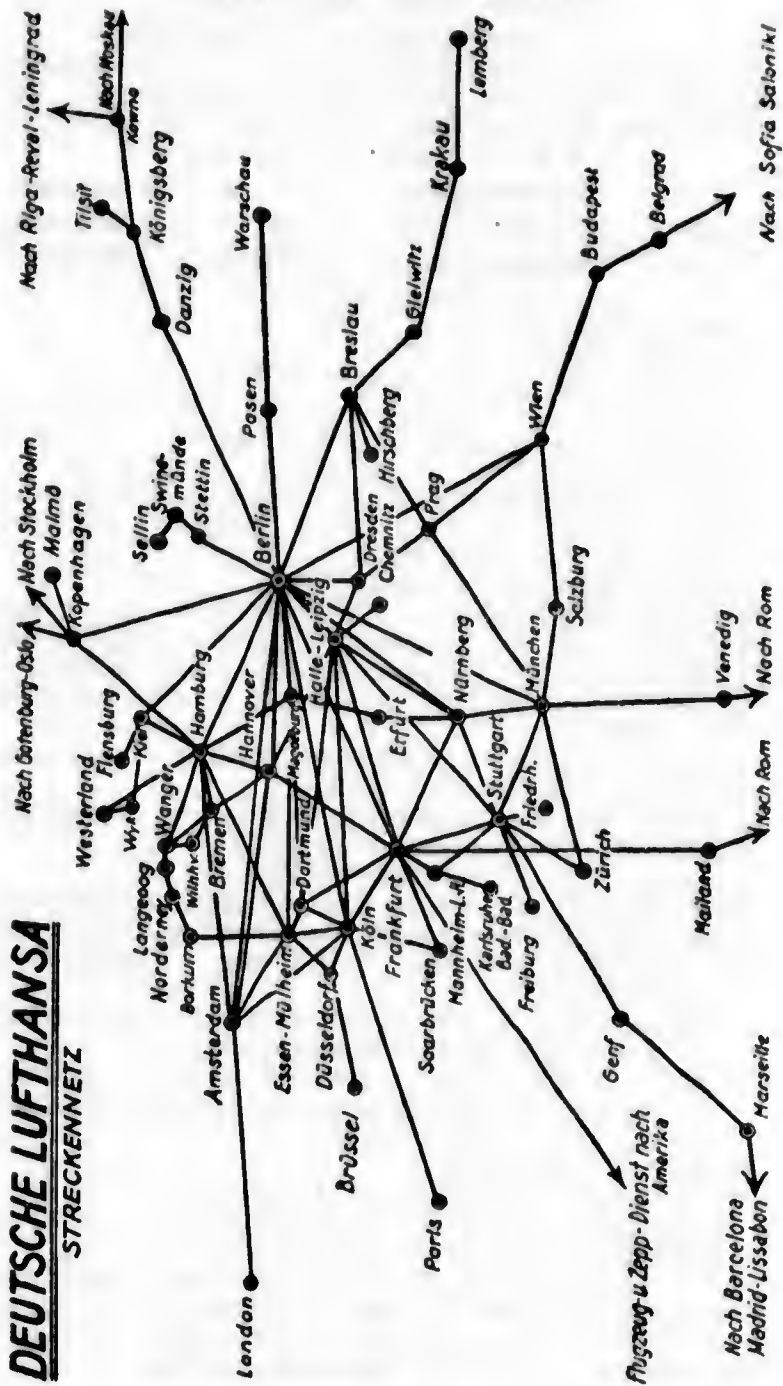
Frankf. a. M.	Halle a. d. S.	Hamburg	Hannover	Köln	Königsberg	Leipzig	Magdeburg	München	Nürnberg	Stuttgart	Würzburg	Wuppertal
294	579	494	360	72	1221	669	526	700	527	499	431	116
539	162	290	258	577	597	165	142	653	478	652	472	509
478	354	119	122	335	938	392	270	757	584	661	480	283
747	386	622	590	909	607	362	432	814	686	860	710	843
1011	634	762	730	1049	196	637	610	1125	950	1124	944	978
28	406	561	383	218	1164	414	445	414	265	177	134	296
274	431	358	208	104	1061	469	355	752	512	520	411	58
506	158	470	390	667	777	118	240	543	400	597	439	621
269	109	415	237	436	868	117	170	452	253	382	202	390
297	460	374	242	76	1145	408	389	718	543	485	441	45
—	378	533	355	222	1135	386	429	414	239	205	137	268
378	—	341	232	463	758	38	86	513	361	490	311	463
533	341	—	185	454	886	374	255	813	639	715	536	401
355	232	185	—	297	853	269	147	633	458	567	356	251
222	463	454	297	—	1173	547	435	628	472	409	363	47
1135	758	886	853	1173	—	761	738	1251	1075	1249	1070	1103
386	38	374	269	547	761	—	120	488	323	499	319	501
429	86	255	147	435	738	120	—	599	401	549	389	390
414	513	813	633	628	1251	488	599	—	199	241	277	681
239	361	639	458	472	1075	323	401	199	—	191	103	506
205	490	715	567	409	1249	499	549	241	191	—	180	445
137	311	536	356	363	1070	319	389	277	103	180	—	405
268	463	401	251	47	1103	501	390	681	506	445	405	—


Flugdienst der Deutschen Lufthansa

Die Flugpreise liegen im allgemeinen zwischen denen der 1. und 2. Eisenbahnklasse (Schnellzug). Rückflugermäßigung 20% auf den Rückflugschein. Gepäck 15 kg frei, darüber nach Tarif.

Von Berlin nach	Person RM.	Flugzeit Std.	Von Berlin nach	Person RM.	Flugzeit Std.
Amsterdam	70.—	3	Madrid	237.—	11 ³ / ₄
Antwerpen	85.—	3 ¹ / ₂	Mailand	100.—	6 ¹ / ₄
Athen	250.—	11	Malmö	62.—	2 ¹ / ₄
Baden-Baden	71.—	3	Mannheim/Ludwigshf./Heidelberg		
Basel	95.—	4 ¹ / ₂	Marseille	160.—	6 ³ / ₄
Belgrad	120.—	5 ¹ / ₂	Moskau	160.—	10 ³ / ₄
Borkum	65.—	3 ¹ / ₂	Mülheim	55.—	1 ³ / ₄
Bremen	30.—	1 ³ / ₄	München	70.—	2 ¹ / ₂
Breslau	30.—	1 ¹ / ₄	Norderney	61.—	3
Brüssel	83.—	3	Nürnberg	49.—	1 ¹ / ₂
Budapest	107.—	4	Oslo	135.—	5 ¹ / ₄
Danzig	40,50	2	Paris	110.—	4 ³ / ₄
Dortmund	50.—	1 ³ / ₄	Posen	28.—	1
Dresden	22.—	³ / ₄	Prag	42.—	1 ³ / ₄
Düsseldorf	58.—	2 ¹ / ₂	Reval	102.—	8
Erfurt	28.—	1 ³ / ₄	Riga	80.—	6
Essen/Mülh.	55.—	1 ³ / ₄	Rom	130.—	7
Flensburg	43.—	3 ¹ / ₄	Rotterdam	75.—	3 ¹ / ₂
Frankfurt-M.	55.—	2	Saarbrücken	70.—	3
Freiburg-Br.	80.—	4	Saloniki	198.—	9
Friedrichshf.	80.—	3 ¹ / ₄	Salzburg	90.—	4 ¹ / ₂
Genf	115.—	4 ¹ / ₂	Sellin	35.—	2
Gleiwitz	39.—	2 ¹ / ₄	Sofia	162.—	7 ¹ / ₂
Göteborg	95.—	3 ¹ / ₂	Stettin	15.—	³ / ₄
Halle/Leipzig	20.—	³ / ₄	Stockholm	125.—	5 ¹ / ₄
Hamburg	25.—	1	Stuttgart	70.—	2 ¹ / ₂
Hannover	25.—	1	Swinemünde	28.—	1 ¹ / ₂
Heidelberg	64.—	2 ¹ / ₂	Tilsit	60,30	4
Karlsruhe/B.-Baden	71.—	3	Venedig	100.—	4 ¹ / ₂
Kiel	35.—	2	Wangerooe	51.—	2 ¹ / ₂
Köln	60.—	2 ¹ / ₂	Warschau	50.—	2 ³ / ₄
Königsberg	49,50	3	Westerland	54.—	3
Kopenhagen	55.—	1 ³ / ₄	Wien	82.—	2 ¹ / ₂
Langeoog	56.—	3	Wilhelmshav.	65.—	3 ¹ / ₂
Leipzig	20.—	³ / ₄	Wyk	54.—	3
Leningrad	140.—	10 ¹ / ₂	Zürich	95.—	4
London	140.—	4 ³ / ₄			

DEUTSCHE LUFTHANSA STRECKENNETZ





Maße und Gewichte

1. Längen-Maße. A. Metrische.

Die Einheit bildet das Meter (m), d. i. der zehnmillionste Teil eines Erdmeridianquadranten, des kürzesten Bogens von einem Pol zum Äquator.

$$1 \text{ m} = 100 \text{ cm} = 1000 \text{ mm}$$

$\frac{1}{10} \text{ m} = 1 \text{ Dezimeter (dm)}$	$10 \text{ m} = 1 \text{ Dekameter}$
$\frac{1}{10} \text{ dm} = 1 \text{ Zentimeter (cm)}$	$100 \text{ m} = 1 \text{ Hektometer}$
$\frac{1}{10} \text{ cm} = 1 \text{ Millimeter (mm)}$	$1000 \text{ m} = 1 \text{ Kilometer}$

B. Nicht metrische.

- 1 neue geogr. Meile = 7420 m
- 1 preuß. Meile = 7532 m
- 1 preuß. Elle = 25,5 Zoll = 0,67 m
- 1,5 pr. Elle = 3,19 pr. Fuß = 3,28 engl. Fuß = 1 m
- 1 preuß. Fuß = 12 Zoll = 144 Linien = 0,314 m
- 1 bayerischer Fuß = 12 Zoll = 0,29186 m
- 1 engl. Meile (Statutemile) = 1760 yards = 1609,34 m
- 1 engl. yard = 3 feet zu 12 inches = 91,4 cm
- 1 engl. Zoll = 2,54 cm
- 1 Welt-Seemeile = 1852,01 m
- 1 franz. See-Linie = 3 Seemellen = 5,556 km
- 1 Äquatorgrad = 15 geogr. Meilen = 111,306 km
- 1 Meridiangrad i. Durchschnitt = 60 Seemeilen
- 1 russ. Werst = 1500 Arschinen = 500 Saschen = 1066,78 m
- 1 russ. Saschen = 7 Fuß zu 12 Zoll = 2,133 m
- 1 dänische Meile = 7,532 km
- 1 norw. Meile = 18000 norw. Ellen = 11,295 km
- 1 schwedische Neumeile = 10 km

2. Flächen-Maße.

Die Einheiten bilden das Quadratmeter, das Quadratdezimeter und das Quadratmillimeter.

- 1 □-Kilometer (qkm) = 100 ha = 10000 a = 1000000 qm
- 1 Hektar (ha) = 100 a = 0,01 qkm = 10000 qm = 3,916 preußische Morgen
- 1 Ar = 0,0001 qkm = 0,01 ha = 1 a = 100 qm
- 1 □-Meter = 0,000001 qkm = 0,0001 ha = 0,01 a = 1 qm = 10000 qcm
- 1 qcm = 100 qmm
- 1 preußische □-Rute = 14,185 qm
- 1 preußischer □-Fuß = 0,0985 qm
- 1 preußischer □-Zoll = 6,849 qcm
- 1 bayer. Tagwerk = 400 □-Ruten = 3407 qm
- 1 preuß. Morgen = 180 □-Ruten = 2553 qm
- 1 sächs. Acker = 55,34 a = 5534 qm
- 1 Scheffel = 27,67 a ($\frac{1}{2}$ sächs. Acker)

- 1 geogr. □-Meile = 55,06 qkm
- 1 deutsche □-Meile = 56,25 qkm
- 1 engl. Acre = 160 Square Rods = 4046,7 qm
- 1 österr. Joch = 400 □-Ruten = 5755,4 qm
- 1 russ. □-Werst = 1,138 qkm
- 1 USA. Acre = 4840 Yards = 4047 qm

3. Körper-Maße.

Die Einheiten bilden das Kubikmeter, das Kubikzentimeter und das Kubikmillimeter.

- 1 Kubikmeter = 1000000 Kubikzentimeter.
- Das Kubikmeter wird auch Festmeter bzw. Raummeter genannt.
- 1 Klafter = 108 Kubikfuß = 0,338 cbm.

4. Hohl-Maße.

Die Einheit bildet das Liter, dasselbe enthält den Raum von 1000 Kubikzentimeter oder

- 1 Kubikdezimeter.
- 1 Kubikmeter = 10 Hektoliter = 1000 Liter
- 1 hl = 1,81 preuß. Scheffel = 87,3 Quart = 100 l
- 1 Scheffel = 16 Metzen = 48 Quart = 54,96 l
- 1 Tonne = 4 Scheffel = 2,198 hl
- 1 Oxhoft = 1,5 Ohm = 3 Eimer = 6 Anker = 180 Quart = 206,1 l

5. Gewichte.

Deutschland

Die Einheit bildet das Gramm. Das Gramm ist das Gewicht eines Kubikzentimeters destillierten Wassers im luftleeren Raume bei 4° C; mithin ist 1 kg das Gewicht eines Liters Wasser.

- 1 t (Tonne) = 1000 kg
- 1 kg = 1000 g
- 1 g = 1000 mg (Milligramm)
- 1 hg (Hektogramm) = 100 g
- 1 Karat = etwa 205 mg
- 1 Unze = etwa 31,1 g

Amerika

- 1 Hundredw. = 4 Quarter je 25 Pfd. = 45,359 kg
- Metrisches Gewicht ist zulässig.

England

- 1 Hundredw. (Ztr.) = 4 Quart. je 2 Stones je 14 Pfd. = 50,800 kg
- 1 lb. = 453,6 g je 16 Unzen je 16 Drams

Rußland

- 1 Pud = 40 Pfd. je 32 Lot je 3 Solotnik = 16,380 kg

Technische Maßsysteme

a) Mechanische Maße

Es werden gemessen:

1. Kraft in Kilogramm (kg)
2. Weg in Meter (m)
3. Geschwindigkeit in Meter in der Sekunde $\frac{m}{sek}$
4. Arbeit in Meterkilogramm (mkg)
5. Arbeitsleistung (Effekt) in Meterkilogramm in der Sekunde $\frac{mkg}{sek}$
6. 1 Pferdekraft (PS) ist gleich 75 Meterkilogramm in der Sekunde

b) Elektrische Maße

Es werden gemessen:

1. Elektrische Spannung in Volt (V)
2. Stromstärke in Ampere [Amp] (A)
3. Leistung in Volt \times Ampere = 1 V.Amp.
= 1 Watt (W), 1000 Watt = 1 Kilowatt (kW)
4. Arbeitsleistung in Volt \times Ampere \times Stunden
1 V.Amp.-Std. = 1 Wattstunde
1000 Wattstunden = 1 Kilowattstunde
5. 1 Kilowatt = 1,36 PS
6. 1 Kilowattstunde = 1,36 PS-Stunden

c) Wärmemechanische Maße

Es werden gemessen:

1. Temperatur in Grad Celsius ($^{\circ}C$)
2. Wärmemenge in Wärmeinheiten (WE)
3. 1 Wärmeinheit (Kilogrammkalorie, kcal) = erforderliche Wärmemenge, um 1 kg Wasser um $1^{\circ}C$ zu erwärmen
4. 1 Wärmeinheit = 427 mkg
5. 1 Pferdekraftstunde = 632 WE
6. 1 Kilowattstunde (kWh) = 860 Wärmeinheiten (kcal)

Brutto- und Nettoregistertonnen

Die Registertonne ist ein Raum- oder Hohlmaß wie das Liter. Der Raumgehalt eines Schiffes wird im Schiffsregister des Heimatorts in Registertonnen angegeben. Unter dem Rauminhalt in Bruttoregistertonnen versteht man den gesamten Hohlraum des Schiffes. Bei der Angabe in Nettoregistertonnen sind Maschinen- und Wohnräume usw. in Abzug gebracht, so daß nur der reine Laderaum übrigbleibt. Die Registertonne ist eine Einheit des englischen Maßsystems = 100 Kubikfuß = 2,83 cbm.

Elektrische u. andere Maßeinheiten

Das Ohm ist die Einheit des elektr. Widerstandes, dargestellt durch den Widerstand einer Quecksilbersäule von der Temperatur des schmelzenden Eises, deren Länge bei durchweg gleichem, einem Quadratmillimeter gleich zu achtenden Querschnitt 106,3 cm u. deren Masse 14,4521 g beträgt. Das Ampere ist die Einheit der elektr. Stromstärke. Es wird dargestellt durch den unveränderlichen elektr. Strom, welcher beim Durchgang durch eine wässrige Lösung von Silbernitrat in einer Sekunde 0,001118 g Silber niederschlägt.

Das Volt ist die Einheit der elektr. Spannung. Es wird dargestellt durch die elektromotorische Kraft, welche in einem Leiter, dessen Widerstand ein Ohm beträgt, einen elektrischen Strom von einem Ampere erzeugt.

Pferdekraft. 1 PS ist die Leistung, die aufzuwenden ist, um 75 kg in 1 Sekunde 1 Meter hoch, bzw. 1 kg in 1 Sekunde 75 Meter hoch zu heben. 1 Atmosphäre ist der Druck von 1 kg per qcm. Die atmosphärische Luft setzt sich zusammen aus: Sauerstoff 20,9 Vol.-%, 23,1 Gew.-%, Stickstoff 78,1 Vol.-%, 75,6 Gew.-%, Argon 0,9 Vol.-%, 1,3 Gew.-%.

Thermometer-Einteilung. Gefrierpunkt: Reaumur 0° , Celsius 0° , Fahrenheit $+ 32^{\circ}$. Siedepunkt: R $+ 80^{\circ}$, C $+ 100^{\circ}$, F $+ 212^{\circ}$.

1 synodischer Monat (die Zeit von Neumond zu Neumond) = 29 Tage, 12 Std., 44 Min., 2 Sek.

1 bürgerlicher oder Sonnenmonat = 30 Tage, 10 Stunden, 29 Minuten, $3\frac{5}{6}$ Sekunden.

Auf einen Grad des Aequators gehen 15 geographische Meilen oder 111,307 Kilometer.

Münztabelle der wichtigsten Länder

Land	Münze	RM 1)	RM 2)
Ägypten	1 äg. Pfund = 100 Piast.	20 75	12 79
Albanien	1 Goldfrank = 5 Hek = 100 Centimes	— 81	— 77
Argentin.	1 G.-Peso = 100 Cent. 1 Papier-Peso do.	4 05 1 782	— 691
Belgien	1 Belga = 5 belg. Francs à 100 Centimes	— 42	— 42
Brasilien	1 Milreis = 1000 Reis	— 50	— 14
Bulgarien	1 Lewa (Franc) = 100 Stotinki (Centimes)	— 03	— 03
Chile	1 Peso = 100 Centavos (10 Pesos = 1 Condor)	— 51	— 11
China	1 Taël = 10 Mace ca.	1 44	— 65
Columbien	1 G.-Peso = 100 Centavos	4 086	1 10
Costa Rica	1 Colon = 100 Centimos	1 05	— 30
Cuba	1 cub. Dollar = 100 Cent.	4 20	2 15
Dänemark	1 Krone = 100 Öre	1 125	— 55
Danzig	1 Gulden = 100 Pfg.	— 47	— 47
Deutsch. R.	1 Reichsmark = 100 Pfg.	1 —	1 —
Ecuador	1 Sucre = 100 Centavos	— 84	— 16
Estland	1 E.-Krone = 100 Sent (100 E-Mark)	1 125	— 68
Finnland	1 F-Mark = 100 Pfennig	— 106	— 055
Frankreich	1 Franc = 100 Centimes	— 1644	— 16
Griechenl.	1 Drachme = 100 Lepta	— 054	— 023
Groß- britannien	1 Pfd. Sterling = 20 sh., 1 sh. = 12 d.	20 43	12 50
Guatemala	1 Quetzal = 100 Centavos = 60 Pesos (Papier)	4 20	2 10
Japan und Korea	1 Yen = 100 Sen, 1 Sen = 10 Rin	2 092	— 73
Indien	1 Rupie = 16 Annas à 12 Pies, 3 Pies = 1 Paisa	1 532	— 89
Italien	1 Lira = 100 Centesimi	— 221	— 195
Jugoslaw.	1 Dinar = 100 Paras = 1 Franc/serb. = 4 Kruna	— 074	— 057

Münztabelle der wichtigsten Länder

Land	Münze	RM 1)	RM 2)
Kanada	1 Dollar = 100 Cents	4 20	2 48
Lettland	1 Lat = 100 Santimi	— 81	— 81
Litauen	1 Litas = 100 Centas	— 42	— 42
Luxemburg	1 Franc = 100 Centimes	— 12	— 10
Mexiko	1 Goldpeso = 100 Centavos	2 09	— 59
Niederlande	1 Gulden = 100 Cents	1 687	1 68
Nikaragua	1 Cordoba = 100 Cents	4 198	— 95
Norwegen	1 Krone = 100 Öre	1 125	— 62
Österreich	1 Schilling = 100 Grosch.	— 591	— 49
Palästina	1 Pal. Pfund = 1000 Mils	20 429	12 30
Paraguay	1 Peso = 100 Centavos	— 095	—
Peru	1 Sol oro; (10 Soles oro = 1 per. £)	1 175	— 50
Polen	1 Zloty = 100 Groschen	— 471	— 47
Portugal	1 Escudo = 100 Centavos (1 Milreis = 1000 Reis für die Kolonien)	— 186	— 11
Rumänien	1 Leu = 100 Bani	— 025	— 025
Rußland	1 Tschervonez	—	— 90
S.Salvador	1 Colon = 100 Centimos	2 099	— 80
Schweden	1 Krone = 100 Öre	1 125	— 63
Schweiz	1 Frank = 100 Centimes (Rappen)	— 81	— 81
Siam	1 Baht	1 86	— 98
Spanien	1 Peseta = 100 Centimos	— 81	— 33
Tschecho- slowakei	1 Krone = 100 Heller	— 103	— 102
Türkei	1 Pfd. = 100 Piaster, 1 Piaster = 40 Paras	18 46	1 98
Ungarn	1 Pengö = 100 Filler	— 734	— 56
Uruguay	1 Peso = 100 Centesimo	4 34	1 12
Venezuela	1 Bolivar = 100 Centav.	— 81	— 55
V. St. v. A.	1 Dollar = 100 Cents	2 479	2 48

1) Parität in RM. 2) Wert Mitte Juni 1936.

Zinsdivisoren-Tabelle

zur Ermittlung der Zinsen bei Berechnung von $\frac{1}{8}$ Prozent bis $12\frac{1}{2}$ Prozent für das Jahr von 360 Tagen. Man findet das Zinsprodukt, indem man das Kapital mit der Zeit (den Tagen) multipliziert und durch den Divisor des Zinssatzes dividiert.

Beispiel: Wieviel Zinsen bringen RM. 10000,— in 50 Tagen zu 4%?

(Kapital) 10000×50 (Tage) — RM. 55,55
(Divisor) 9000

Prozent	Divisor	Prozent	Divisor
$\frac{1}{8}$	288000	$5\frac{1}{4}$	6857
$\frac{1}{4}$	144000	$5\frac{1}{2}$	6545
$\frac{1}{2}$	72000	$5\frac{3}{4}$	6261
$\frac{3}{4}$	48000	6	6000
1	36000	$6\frac{1}{4}$	5760
$1\frac{1}{4}$	28800	$6\frac{1}{2}$	5538
$1\frac{1}{2}$	24000	$6\frac{3}{4}$	5333
$1\frac{3}{4}$	20571	7	5143
2	18000	$7\frac{1}{4}$	4966
$2\frac{1}{4}$	16000	$7\frac{1}{2}$	4800
$2\frac{1}{2}$	14400	$7\frac{3}{4}$	4645
$2\frac{3}{4}$	13091	8	4500
3	12000	$8\frac{1}{2}$	4235
$3\frac{1}{4}$	11077	9	4000
$3\frac{1}{2}$	10286	$9\frac{1}{2}$	3790
$3\frac{3}{4}$	9600	10	3600
4	9000	$10\frac{1}{2}$	3429
$4\frac{1}{4}$	8471	11	3273
$4\frac{1}{2}$	8000	$11\frac{1}{2}$	3130
$4\frac{3}{4}$	7579	12	3000
5	7200	$12\frac{1}{2}$	2880

Zinseszinsberechnung

In Jahren	1000 RM. geben auf Zinseszinsen zu							
	3%	$3\frac{1}{2}$ %	4%	$4\frac{1}{2}$ %	5%	$5\frac{1}{2}$ %	6%	7%
an Kapital und Zinsen RM.								
1	1030	1035	1040	1045	1050	1055	1060	1070
2	1061	1071	1081	1092	1102	1113	1123	1147
3	1093	1108	1124	1141	1157	1174	1191	1225
4	1125	1147	1169	1192	1215	1239	1262	1310
5	1159	1187	1216	1246	1276	1307	1338	1402
6	1194	1229	1265	1302	1340	1379	1418	1500
7	1229	1272	1316	1360	1407	1455	1503	1605
8	1266	1316	1368	1422	1477	1535	1593	1718
9	1304	1362	1423	1486	1551	1619	1689	1838
10	1344	1410	1480	1553	1628	1708	1790	1967
11	1384	1460	1539	1622	1710	1802	1898	2105
12	1425	1511	1601	1695	1795	1901	2012	2252
13	1468	1564	1665	1772	1885	2006	2132	2410
14	1512	1618	1731	1851	1979	2116	2260	2578
15	1558	1675	1801	1935	2078	2232	2396	2759
16	1604	1734	1873	2022	2182	2355	2540	2952
17	1652	1794	1948	2113	2292	2485	2692	3159
18	1702	1857	2025	2208	2406	2621	2854	3380
19	1753	1922	2106	2307	2527	2766	3025	3617
20	1806	1989	2191	2411	2653	2918	3207	3870
30	2535	2806	3243	3745	4322	4984	5743	7613
40	3559	3959	4801	5816	7040	8513	10285	14977

Rentabilität festverzinslicher Wertpapiere bei

Kurs	3%	3½%	4%	4½%	5%	5½%	6%	6½%	7%
70	4.29	5.00	5.71	6.43	7.14	7.86	8.57	9.29	10.00
71	4.23	4.93	5.63	6.34	7.04	7.75	8.45	9.16	9.86
72	4.17	4.86	5.56	6.25	6.94	7.64	8.33	9.03	9.72
73	4.11	4.79	5.48	6.16	6.85	7.53	8.22	8.91	9.59
74	4.05	4.73	5.41	6.08	6.76	7.43	8.11	8.79	9.46
75	4.00	4.67	5.33	6.00	6.67	7.33	8.00	8.67	9.33
76	3.95	4.61	5.26	5.92	6.58	7.24	7.90	8.56	9.21
77	3.90	4.55	5.20	5.84	6.49	7.14	7.79	8.44	9.09
78	3.85	4.49	5.13	5.77	6.41	7.05	7.69	8.34	8.97
79	3.80	4.43	5.06	5.70	6.33	6.96	7.60	8.23	8.86
80	3.75	4.38	5.00	5.63	6.25	6.88	7.50	8.13	8.75
81	3.70	4.32	4.94	5.56	6.17	6.79	7.41	8.03	8.64
82	3.66	4.27	4.88	5.49	6.10	6.71	7.32	7.93	8.54
83	3.62	4.22	4.82	5.42	6.02	6.63	7.23	7.83	8.45
84	3.57	4.17	4.76	5.36	5.95	6.55	7.14	7.74	8.33
85	3.53	4.12	4.71	5.29	5.88	6.47	7.06	7.65	8.24
86	3.49	4.07	4.65	5.23	5.81	6.40	6.98	7.56	8.14

87	3.45	4.02	4.60	5.17	5.75	6.32	6.90	7.47	8.05
88	3.41	3.98	4.55	5.11	5.69	6.25	6.82	7.39	7.96
89	3.37	3.93	4.49	5.06	5.62	6.18	6.74	7.32	7.87
90	3.33	3.89	4.44	5.00	5.56	6.11	6.67	7.22	7.78
91	3.30	3.85	4.40	4.94	5.50	6.04	6.59	7.15	7.69
92	3.26	3.80	4.35	4.89	5.44	5.98	6.52	7.07	7.61
93	3.23	3.76	4.30	4.84	5.38	5.91	6.45	6.99	7.53
94	3.19	3.73	4.26	4.79	5.32	5.85	6.38	6.94	7.45
95	3.16	3.68	4.21	4.74	5.26	5.79	6.32	6.84	7.37
96	3.13	3.65	4.17	4.69	5.21	5.73	6.25	6.77	7.29
97	3.09	3.61	4.12	4.64	5.16	5.67	6.19	6.70	7.22
98	3.06	3.57	4.08	4.59	5.10	5.61	6.12	6.64	7.14
99	3.03	3.54	4.04	4.55	5.05	5.56	6.06	6.57	7.07
100	3.00	3.50	4.00	4.50	5.00	5.50	6.00	6.50	7.00
101	2.97	3.47	3.96	4.46	4.95	5.45	5.94	6.44	6.93
102	2.94	3.43	3.92	4.41	4.90	5.39	5.88	6.38	6.86
103	2.91	3.40	3.88	4.37	4.85	5.34	5.83	6.31	6.80
104	2.89	3.37	3.85	4.33	4.81	5.29	5.77	6.25	6.73
105	2.86	3.33	3.81	4.29	4.76	5.24	5.71	6.19	6.67
106	2.83	3.30	3.77	4.25	4.72	5.19	5.66	6.13	6.60
107	2.80	3.27	3.74	4.21	4.67	5.14	5.61	6.08	6.54
108	2.78	3.24	3.70	4.17	4.63	5.09	5.56	6.02	6.48
109	2.75	3.21	3.67	4.13	4.59	5.05	5.51	5.97	6.42
110	2.73	3.18	3.64	4.09	4.55	5.00	5.46	5.91	6.36

Übersicht über die Steuergesetze

I. Einkommensteuer

In die nachstehende *Tabelle* ist die Krisensteuer der Veranlagten, die Abgabe der Arbeitslosenhilfe und die Ehestandshilfe hineingearbeitet. Der *Verlustvortrag* ist aufgehoben. *Kurzlebige Wirtschaftsgüter*, deren betriebsgewöhnliche Nutzungsdauer erfahrungsgemäß 5 Jahre nicht übersteigt, können im Jahre der Anschaffung voll abgeschrieben werden.

Werbungskosten, d. h. Aufwendungen zur Erwerbung, Sicherung und Erhaltung der Einnahmen, sind abzugsfähig. *Spekulationsgewinne* bleiben steuerfrei, wenn sie insgesamt weniger als RM. 1000 im Jahr betragen.

Außer den Werbungskosten sind noch folgende *Sonderausgaben* abzugsfähig:

1. RM. 50 je Monat für jede Hausgehilfin,
2. Schuldzinsen, 3. Kirchensteuer, 4. Versicherungsprämien für den Steuerpflichtigen und dessen Familie, 5. Beiträge zur Erlangung eines Baudarlehn an Bausparkassen.

Die Abzüge für Sonderausgaben zu 4 und 5 dürfen zusammen den Betrag von RM. 500 nicht übersteigen bzw. RM. 800 für Verheiratete oder RM. 1100 für Verheiratete mit 1 Kind, RM. 1500 für Verheiratete mit 2 Kindern, RM. 2100 für Verheiratete mit 3 Kindern usw., d. h. soweit den Steuerpflichtigen Kinderermäßigungen gewährt sind. Außergewöhnliche Belastungen können auf Antrag wegen *besonderer wirtschaftlicher Verhältnisse* berücksichtigt werden.

Auszug aus der Einkommensteuer-Tabelle

Einkommen Mittelbetrag RM	Die Einkommensteuer beträgt bei einem							
	Ledigen RM	kinderlos Verheirateten RM	Steuerpflichtigen, dem Kinderermäßigung gewährt wird					Für jed. weit. Kind erm. s. d. Steuer- betr. d. Sp. 8 um je RM
			1 Kind RM	2 Kinder RM	3 Kinder RM	4 Kinder RM	5 Kinder RM	
1	2	3	4	5	6	7	8	9
1200	84	38	10	—	—	—	—	—
1500	125	62	34	10	—	—	—	—
1800	205	88	58	34	—	—	—	—
2400	304	148	112	81	38	—	—	—
3000	420	215	164	120	78	29	—	—
4000	640	342	249	185	122	63	13	13
5000	832	490	344	265	182	90	17	15
6000	1024	640	492	376	242	124	21	21
7000	1264	790	640	496	302	158	28	28
8000	1504	940	790	616	362	192	32	32
9000	1744	1090	940	760	424	260	120	120
10000	1984	1240	1090	910	544	376	220	140
11000	2272	1420	1240	1060	670	496	328	148
12000	2560	1600	1420	1210	820	616	448	168
14000	3136	1960	1780	1564	1120	910	700	180
16000	3840	2400	2180	1924	1456	1210	1000	210
20000	5376	3360	3100	2796	2224	1924	1672	252
24000	7168	4480	4180	3828	3152	2796	2488	308
30000	10368	6480	6130	5710	4840	4420	4000	380
35000	13168	8230	7880	7460	6550	6060	5570	490
40000	15968	9980	9630	9210	8300	7810	7320	490
45000	18768	11730	11380	10960	10050	9560	9070	490
50000	21568	13480	13130	12710	11800	11310	10820	490
55000	24768	15480	15080	14600	13560	13060	12570	490
60000	27968	17480	17080	16600	15560	15000	14440	560
65000	31168	19480	19080	18600	17560	17000	16440	560
70000	34368	21480	21080	20600	19560	19000	18440	560
80000	40000	25480	25080	24600	23560	23000	22440	560
90000	45000	29480	29080	28600	27560	27000	26440	560
100000	50000	33480	33080	32600	31560	31000	30440	560
110000	55000	43480	43080	42600	41560	41000	40440	560
119000	59500	47600	47600	47600	47600	47600	47600	560

Bei höheren Einkommen beträgt die Einkommensteuer
a) bei Ledigen 50%, b) bei den übrigen Steuerpflichtigen
40% ohne Kinderermäßigung.

Auszug aus der Lohnsteuer-Tabelle

Monatslohn <i>RM</i>	Die Lohnsteuer beträgt bei einem						
	Ledigen <i>RM</i>	kinderlos Verheir. <i>RM</i>	Arbeitnehmer mit Kinderermäßigung				
			1 Kind <i>RM</i>	2 Kinder <i>RM</i>	3 Kinder <i>RM</i>	4 Kinder <i>RM</i>	5 Kinder <i>RM</i>
mehr als bis							
169—182	13,52	6,50	4,16	1,82	—	—	—
182—195	16,12	7,80	4,94	2,86	—	—	—
195—208	18,46	8,84	5,98	4,16	0,52	—	—
208—221	21,06	10,14	7,02	4,94	1,56	—	—
221—234	23,92	11,44	8,32	5,98	2,60	—	—
234—247	27,04	12,74	9,62	7,02	3,64	—	—
247—260	29,90	14,30	10,92	7,80	4,68	—	—
260—273	33,02	15,86	11,96	8,58	5,72	0,78	—
273—286	34,84	17,68	13,—	9,62	6,24	1,82	—
286—299	37,96	19,50	14,04	10,40	6,76	3,12	—
299—312	40,82	21,06	15,34	11,18	7,54	4,16	—
312—325	43,42	22,62	16,38	11,96	7,80	4,42	—
325—338	46,02	23,92	17,92	13,—	8,58	4,42	—
338—351	48,36	25,48	18,46	13,78	9,10	4,68	—
351—364	50,96	27,04	19,76	14,56	9,62	5,20	0,26
364—377	53,56	28,60	20,80	15,34	10,40	5,20	1,04
377—390	55,90	30,16	21,84	16,38	10,92	5,46	1,04
390—403	58,50	31,72	22,88	17,16	11,44	5,72	1,30
403—416	61,10	33,28	24,18	17,94	11,96	5,98	1,30
416—429	63,44	34,84	25,48	18,72	12,74	6,24	1,30
429—442	66,04	36,40	26,78	19,76	13,26	6,50	1,30
442—455	68,38	38,48	28,34	20,54	13,78	7,02	1,30
455—468	70,98	40,56	29,90	21,32	14,30	7,28	1,56
468—481	73,58	42,64	31,98	22,88	15,08	7,54	1,56
481—494	76,18	44,72	33,80	24,18	15,86	8,06	1,56
494—507	78,52	46,80	35,88	26,—	16,64	8,84	1,56
507—520	81,12	48,88	37,96	27,56	17,42	9,10	1,56
520—533	83,46	50,96	39,78	29,38	18,20	9,62	1,56
611—624	104,78	65,52	53,04	41,08	24,44	13,—	2,34
650—663	114,14	71,24	58,50	45,76	26,78	14,56	2,60
702—715	126,62	79,04	66,30	52,—	29,64	16,64	3,12
780—793	145,34	91,—	78,—	63,18	35,36	21,84	10,14
845—858	160,94	100,62	87,88	73,06	43,16	29,12	16,64
910—923	176,54	110,24	97,50	82,68	50,96	36,92	23,14
962—975	189,02	118,04	105,30	90,48	57,98	43,16	29,12
1001—1014	198,38	124,02	111,28	96,46	63,96	47,84	33,80
1040—1060	209,30	131,04	118,04	103,22	70,98	53,30	39,26
1118—1144	228,28	142,48	130,—	114,92	82,68	65,—	48,62
1170—1196	240,76	150,28	137,80	122,72	90,48	72,80	55,38

II. Lohnsteuer

Freibeträge und Familienermäßigungen dürfen nur dann berücksichtigt werden, wenn auf der *Steuerkarte* von der Gemeindebehörde bzw. vom Finanzamt entsprechende Vermerke angebracht sind. *Einmalige Einnahmen* können nach besonderem Tarif abgerechnet werden (Ledige 16%, kinderlos Verheiratete 10%, Verheiratete mit 1 Kind 8% usw.).

III. Vermögensteuer

Die *steuerfreien Beträge* sind gegenüber der früheren Regelung erweitert, und zwar je RM. 10000 für Mann, Frau und jedes nicht selbständig zur Vermögensteuer veranlagte minderjährige Kind. In Sonderfällen sind weitere RM. 10000 steuerfrei.

Aktien, *Kuxe*, *GmbH.-Anteile* usw. sind nicht mehr wie bisher mit 50%, sondern zum vollen Werte einzusetzen. *Offene Handelsgesellschaften* und *Kommanditgesellschaften* sind nicht mehr selbständig vermögensteuerpflichtig, sondern nur noch deren *Gesellschafter*. Die *Vermögensteuer* beträgt einheitlich 5 v.T. und bezieht sich ab 1. 4. 1936 auf die *Einheitsbewertung* vom 1. 1. 1935.

IV. Körperschaftsteuer

Die *Körperschaftsteuer*, d. h. die *Einkommensteuer* der juristischen Personen, beträgt 20%. Die Angaben unter I über die *Einkommenbesteuerung* finden entsprechende Anwendung. *Rechtsfähige Pensions- und Unterstützungskassen* sind steuerbefreit.

V. Aufbringungsumlage

Laut Gesetz vom 17. 6. 1936 wird die Aufbringungsumlage für das Rechnungsjahr 1937 und die folgenden Rechnungsjahre weiter erhoben. Das Betriebsvermögen muß RM. 500 000 übersteigen. Die Umlage beträgt 4‰ des Betriebsvermögens.

VI. Grund- und Gewerbesteuer

Ab 1. 4. 1937 sollen die Grund- und Gewerbesteuern als Reichssteuern zusammen mit der Einkommensteuer veranlagt und erhoben werden. Die Grundsteuer wird nach dem neuen Einheitswert per 1. 1. 1935 erhoben werden. Für die Gewerbesteuer ist als alleinige Grundlage für das gesamte Reichsgebiet der Gewerbeertrag in Aussicht genommen. Grundsätzlich fällt in Zukunft die Lohnsummensteuer und die Gewerkekaptalsteuer fort.

VII. Hauszinssteuer

Für die Zeit vom 1. 4. 1935 bis 1. 4. 1937 sind die gleichen Beträge zu entrichten wie für 1934. Von den Beträgen gelten jedoch 25% als Einzahlung auf die 4%ige Anleihe des Umschuldungsverbandes Deutscher Gemeinden (*Hauszinssteueranleihe*). Beträgt die Hauszinssteuer weniger als RM. 200, so wird die Steuer um 25% gesenkt.

VIII. Bürgersteuer

Nach dem Bürgersteuergesetz ermäßigt sich der Reichssatz nach der Anzahl der zum Haushalt gehörigen minderjährigen Kinder, und zwar je nach der Höhe des Einkommens um

verschieden hohe Beträge. Der Vermögensbesitz ist ebenfalls berücksichtigt. Die Gemeinden erheben auf die Mindestsätze Zuschläge von in der Regel 500 bis 600%.

IX. Umsatzsteuer

Der allgemeine Steuersatz beträgt 2%. Der ermäßigte Steuersatz von 1% gilt für Umsätze landwirtschaftlicher Erzeugnisse durch Landwirte und für Umsätze von Getreide, Mehl, Schrot oder Kleie aus Getreide und von daraus hergestellten Backwaren.

Der ermäßigte Steuersatz von 1/2% gilt für von dritter Seite bezogene und ohne Bearbeitung weitergelieferte Gegenstände im Großhandel, soweit nicht sogar Steuerfreiheit gegeben ist. Durch die Lagerhaltung wird die Geltendmachung des ermäßigten Steuersatzes nicht beeinträchtigt. Umsatzsteuerbefreiung tritt ein für Lieferungen bestimmter notwendiger Rohstoffe und Halberzeugnisse im Großhandel, soweit der Unternehmer die Gegenstände erworben, sie grundsätzlich weder bearbeitet noch verarbeitet hat und die Voraussetzungen für die Steuerfreiheit buchmäßig nachgewiesen werden. Weitere Steuerbefreiungen beziehen sich auf die verlängerte Einfuhr und auf den ersten Umsatz eingeführter Gegenstände außerhalb eines Seehafenplatzes, sowie auf Ausfuhrlieferungen und auf Umsätze, die der Grunderwerbsteuer, Kapitalverkehrssteuer oder Versicherungssteuer unterliegen.

Ein erhöhter Steuersatz von 2 1/2% gilt für Unternehmer, deren Gesamtumsatz im Einzelhandel im letzten Kalenderjahr 1 Million RM. überstiegen hat.

Reichsbehörden

(Mitte 1936)

Führer und Reichskanzler: Adolf Hitler

Kanzlei des Führers:

Chef: Reichsleiter Philipp Bouhler

Präsidialkanzlei: Berlin W 8, Voßstr. 1

Staatssekretär Dr. Meißner

Min.-Dirigent: Dr. Doehle

Reichskanzlei: Wilhelmstr. 78

Staatssekretär und Chef der Reichskanzlei:
Dr. Hans-Heinrich Lammers

Ministerialräte: Wienstein, Dr. Willuhn, Dr. Killy,
Dr. Thomsen, v. Stutterhelm, Dr. Meerwald

Persönl. Adjutant: Oberleutnant a. D. Brückner

Pressechef der Reichsregier.: Dr. Walther Funk

Unterstellt: Generalinspektor für das deutsche

Straßenwesen: Dr. Todt, Berlin W 8, Pariser

Platz 3

Außerordentlich Bevollmächtigter Gesandter:

J. v. Ribbentrop

Beauftr. f. Wirtschaftsfragen: Keppler, M.d.R.

Reichskommissar für Preisüberwachung:

Dr. Gördeler, Berlin W 8, Voßstr. 8

Reichskommissar für das Saarland:

Gauleiter Bürckel, Berlin W 8, Mohrenstr. 65

Die Reichsministerien:

I. Auswärtiges Amt: Wilhelmstr. 74—76

Reichsaußenminister: Frhr. Konstantin v. Neurath

Staatssekretär:

Protokoll: von Bülow-Schwante

Wirtschaftsverhandlungen: Min.-Dir. Dr. Ritter

Abt. I: Min.-Direktor Dr. Frhr. v. Grönau
(Verwaltung, Personalien)

Abt. II: Min.-Direktor Dr. Köpke
(West-, Süd-, Südost- und Ost-Europa; militär.
Angelegenheiten; Luftfahrt)

Abt. III: Min.-Direktor Dr. Dieckhoff
(England, einschl. aller Kolonien, Orient, Amerika,
Mittel- u. Südamerika, Türkei, Iran, Schifffahrt)

Abt. IV: Min.-Dirigent Brückner
(Osteuropa, Skandinavien und Ostasien)

Abt. V: Min.-Dir. Dr. Gaus (Rechtsangelegenheiten)

Abt. VI: Min.-Direktor Dr. Stieve (Kulturpolitik)

Abt. P (Presse): Votr. Leg.-Rat Aschmann

II. Reichs- u. Preußisches Innenministerium:

Berlin NW 40, Moltkestr. 5, Königsplatz 6

(Die Abteilungen I, IV und VI)

NW 7, Unter den Linden 72—74

(Die Abteilungen II, III und V)

Minister: Dr. Frick

Staatssekretär Dr. Pfundtner

Abt. I: Staatssekretär Dr. Stueckart
(Verfassung, Gesetzgebung)

Abt. II: Min.-Direktor Dr. Schütze
(Beamtentum, Verwaltung)

Abt. III: Reichsführer SS Himmler (Polizei)

Abt. IV: Min.-Direktor Dr. Gütt (Volksgesundheit)

Abt. V: Min.-Direktor Dr. Surén (Kommunalver-
waltung)

Abt. VI: Min.-Direktor Dr. Buttman
(Deutschtum, Leibesübungen)

Abt. VII: Reichsarbeitsführer Staatssekretär Hierl.
(Arbeitsdienst)

Reichssportkommissar: von Tschammer-Osten

Reichsgesundheitsamt: Präs. Prof. Dr. Hans Reiter

Reichsstelle für das Auswanderungswesen, Fürst-

Bismarck-Str. 2

Bundesamt für das Heimatwesen, Fürst-Bismarck-

Str. 2, Präsident Dr. Kneip

Rasseforschung: Dr. Gercke

Reichsarchiv, Potsdam, Dir. Dr. Brackmann

Reichsamt für Landesaufnahme, Wilhelmstr. 9

Zentralnachweis für Kriegerverluste und Krieger-

gräber, SW 29, Columblastr.

**III. Reichsministerium für Volksaufklärung und
Propaganda:** Wilhelmplatz 8/9

Minister: Dr. Joseph Goebbels

Ministerbüro: Min.-Rat Hanke

Staatssekretär: Dr. Funk, zugleich Pressechef der
Reichsregierung

Abt. I: Min.-Direktor Dr. Greiner (Verwalt. u. Recht)

Abt. II: Min.-Rat Haegert (Propaganda)

Abt. III: Min.-Rat Horst Dreßler-Andres
(Rundfunk)

Abt. IV: Min.-Rat Dr. Jahnke (Presse)

Abt. V: Min.-Rat Seeger (Film)

Abt. VI: Min.-Rat Otto Laubinger (Theater)

Abt. VII: Hasenöhrli (Abwehr)

Abt. VIII: Dr. Wismann (Schrifttum)

Abt. IX: Min.-Rat von Keudell (Musik und bildende Kunst)

Reichsfilhdramaturg: Willi Krause

IV. Reichs- und Preußisches Ministerium für Wissenschaft, Erziehung und Volksbildung:

Unter den Linden 4

Minister: Bernhard Rust

Staatssekretär: Min.-Rat Dr. Kunisch (auftragsw.)

Zentralamt: Leiter: Dr. Kunisch
(Haushalt, Personalien, Gesetzgebung, Grenzpolitik und Ausland)

Ministeramt: Amtschef: Min.-Dir. Sunkel

Amt für Wissenschaft: Amtschef: Min.-Dir. Prof. Dr. Vahlen (Hochschulen, Forschung)

Amt für Erziehung: Amtschef: Min.-Dir. Dr. Bojunga (Volks- u. Mittelschulen, höhere Schulen, berufliches und bürgerliches Ausbildungswesen)

Amt für Volksbildung: Amtschef: Min.-Dirigent Dr. von Staa (Volksbildungswesen, Museen, Denkmal- und Heimatschutz, Theater und Film)

Amt für körperliche Erziehung: Amtschef: Min.-Dir. Dr. Krümmel (Leibesübungen, Jugendpflege)

Abt. Landjahr: Leiter: Ober-Reg.-Rat Schmidt-Bodenstedt (Innere Ausgestaltung des Landjahrs)

Nachgeordnete Behörden:

Archäologisches Institut, W 35, Viktoriastr. 27, Geh. Reg.-Rat Dr. Wiegand

Chemisch-Technische Reichsanstalt, Berlin, Tegeler Weg, Direktor: Dr. Rimarski

Physikalisch-Technische Reichsanstalt, Berlin-Charlottenburg, Marchstr. 25, Präs.: Prof. Dr. Stark

Deutsche Forschungsgemeinschaft, Berlin W 35, Matthäikirchplatz 6

Kaiser-Wilhelm-Gesellschaft zur Förderung der Wissenschaft, Berlin C 2, Schloß

V. Reichsfinanzministerium: Wilhelmplatz 1/2

Minister: Graf Lutz Schwerin von Krosigk
Staatssekretär: Fritz Reinhardt

Abt. I: Min.-Direktor Dr. Olscher (Haushalt, Kassen- und Rechnungswesen, Beamtenbesoldung, Münz-, Bank- und Börsenwesen u. a. m.), unterst.: Reichshauptkasse

Abt. II: Min.-Direktor Ernst (Verwaltung der Zölle und Verbrauchsabgaben)

Abt. III: Min.-Direktor Prof. Dr. Hedding (Steuern und allgemeine Verwaltungsangelegenheiten der Reichsfinanzverwaltung)

Dem Reichsfinanzministerium unterstellt: Reichsmonopolverw. für Branntwein, Berlin W 9, Schellingstr. 14/15

VI. Reichs- und Preußisches Wirtschaftsministerium und Preußisches Ministerium für Wirtschaft und Arbeit: Behrenstr. 43-45

Minister: (mit der Führung der Geschäfte beauftr.) Dr. Schacht, Reichsbankpräsident
Staatssekretär: Dr. Posse

Zentralabteilung: Min.-Rat Dr. Tettenborn (Allg. Verwaltungsangelegenheiten, Haushaltsfragen, Personalien)

Abt. I: Min.-Direktor Dr. Schniewind (Geld, Bank- und Börsenwesen, Versicherungen)

Abt. II: Min.-Direktor Sarnow (Handels- und Zollpolitik, Außenhandel, Kartell- und Monopolwesen, Markt- und Preispolitik, Rohstoffbewirtschaftung)

Abt. III: Oberberghauptmann u. Min.-Dir. Schlettman (Berg-, Hütten- und Salinenwesen)

Abt. IV: Min.-Direktor Dr. Pohl (Energiewirtschaft und Wirtschaftsorganisation)

Abt. V: Min.-Dir. Dr. Wienbeck (Handwerk, Handel und Gewerbe)

Abt. VI: Min.-Dir. Wohlthat (Devisenbewirtschaftung)

Abt. E: Dir. Brinkmann (Ausfuhrangelegenheiten)

VII. Reichs- und Preußisches Arbeitsministerium:

Unter den Linden 33/35

Minister: Franz Seldte

Staatssekretär: Dr. Krohn

Haupt-Abt. I: Min.-Direktor Rettig (Verwaltung, Personalien, Versorgungsrecht, versorgungsärztliche Angelegenheiten)

Haupt-Abt. II: Min.-Direktor Dr. Engel (Sozialversicherung und Wohlfahrtspflege)

Haupt-Abt. III: Min.-Direktor Dr. Mansfeld (Arbeitsrecht, Arbeitsschutz, Lohnpolitik, Treuhänder der Arbeit)

Haupt-Abt. S: Min.-Rat Dr. Knoll (Siedlungs- und Wohnungswesen)

Angegliedert: Ständiger Siedlungsbeirat

Nachgeordnete Behörden:

Reichsversicherungsamt, Reichsversorgungs-Gericht, W 35, Tirpitzufer 52, Präs. Hugo Schäffer
Deutsch. Arbeitsschutzmuseum, Frauenhoferstr. 11

Treuhänder der Arbeit für die Landesbezirke:

Ostpreußen: Hans Schreiber, Königsberg i. Pr.

Schlesien: Reichnow, Breslau

Brandenburg: Dr. Daeschner, Berlin

Pommern: Kontreadmiral a. D. Claaßen, Stettin

Nordmark: Dr. Völtzer, Hamburg

Niedersachsen: Hahn, Hannover

Westfalen: Syndikus Karl Hahn, Essen

Rheinland: Wilhelm Börger, Köln

Hessen: J. Schwarz, Frankfurt a. M.

Mitteldeutschland: Dr. Wiesel, Magdeburg

Sachsen: Ernst Stiehler, M.d.R., Dresden

Bayern: Kurt Frey, M.d.R., München

Südwestdeutschland: Dr. Kimmich, Karlsruhe;

Zweigstelle in Stuttgart

Saarland-Pfalz: Böhm, Saarbrücken

Der Aufsicht des Reichsarbeits-Min. unterstellt:

Reichsanstalt für Arbeitsvermittlung und Arbeitslosenversicherung, Hardenbergstr. 12:

Präsident Dr. Syrup

Reichsversicherungs-Anstalt für Angestellte, Ruhrstraße 2: Präsident A. Griefmeyer

Reichsknappschaft, Breitenbachplatz: Senatspräsident Thielmann

VIII. Reichsjustizministerium:

Berlin W 8, Wilhelmstr. 65

Minister: Dr. Gürtner

Staatssekretäre: Dr. Schlegelberger, Dr. Freisler

Abt. I: Min.-Direktor Dr. Nadler (Personalien, Gerichtsorganisation)

Abt. II: Min.-Direktor Schäfer (Strafgesetzgebung, Bäuerliches Recht)

Abt. III: Min.-Direktor Dr. Crohne (Strafrechtspflege, Strafvollzug)

Abt. IV: Min.-Direktor Dr. Volkmar (Bürgerliches Recht)

Abt. V: Min.-Direktor Richter (Handels-, Verkehrs- und öffentliches Recht)

Abt. VI: Min.-Dirigent Schneller (Justizverw.)

Reichsjustizprüfungsamt: Präsident Dr. Palandt

Landesamt für Familiengüter: Präsident Prof. Dr. Klässel

Reichsjustizkommissar: Dr. Frank

Zum Geschäftsbereich gehörig:

Reichsgericht, Leipzig C 1: Präsident Dr. Bumke

Reichspatentamt, Gitschiner Str. 97/103: Präsident Klauer

IX. Reichskriegsministerium:

Berlin W 35, Tirpitzufer 72/76

Minister: Generalfeldmarschall von Blomberg

Chef des Wehrmachtsamtes: Generalmajor Keitel

Chef der Heeresleitung: General der Artillerie Freiherr von Fritsch

Chef der Marineleitung: General-Admiral Dr. h. c. Raeder

I. Allgemeines Heeresamt

II. Heeres-Personalamt

III. Generalstab des Heeres

IV. Heeres-Verwaltungsamt: Lützowufer 6/8

V. Heeres-Waffenamt: Bln.-Charlottenburg, Fasanenstr. 87 und Jebensstr. 1

} Berlin W 35,

} Tirpitzufer 72/76

Deutsche Paßvorschriften und Einreisebestimmungen des Auslandes

Es empfiehlt sich, bei größeren Reisen einen Paß als Legitimation bei sich zu führen. Jeder Deutsche, der die Reichsgrenze überschreiten will, muß im Besitze eines gültigen deutschen Passes sein, der für das Ausland gilt.

1. Wie beschafft man sich einen Paß?

Für die Ausstellung eines Passes ist die Polizeibehörde, in deren Bezirk der Paßbewerber seinen Wohnsitz hat, zuständig. Persönliches Erscheinen (wegen eigenhändiger Unterschrift) unter Vorlage von zwei neuen Lichtbildern ist erforderlich. Es werden an Gebühren RM. 3,— erhoben und die Pässe im allgemeinen auf die Dauer von fünf Jahren ausgestellt.

2. Die Besorgung des Visums.

Der Sichtvermerk für eine Reise ins Ausland ist bei dem betreffenden Konsulat einzuholen.

Für folgende Länder besteht noch Sichtvermerkzwang (soweit Fragebogen verlangt werden, sind die Vordrucke hierfür bei den Konsulaten erhältlich):

Ägypten	Polen
Belgien	Rumänien
Bulgarien	Spanien
China	Türkei
Danzig (polnisches Durchreisevisum; bestimmte Verbindungen s. visumfr.)	Union der sozialist. Sowjetrepubliken (persönl. Erscheinen erwünscht)
Frankreich	Verein. Staaten von Nordamerika (pers. Ersch. erforderlich)
Griechenland	
Litauen	

sowie für fast sämtliche südamerik. Staaten.

Genaue Angaben sind bei den Industrie- und Handelskammern zu erfahren.

Kennzeichen

der deutschen Kraftfahrzeuge

WH = Heer	Pol = Polizei
WM = Kriegsmarine	RP = Reichspost
WL = Luftwaffe	DR = Deutsche Reichsbahn

Preußen

IA Landespolizeibezirk Berlin	IL Reg.-Bez. Sigmaringen
IB Prov. Grenzmark (Posen-Westpreußen)	IM Prov. Sachsen
IC Prov. Ostpreußen	IP .. Schlesw.-Holst.
IE .. Brandenburg	IS .. Hannover
IH .. Pommern	IT .. Hessen-Nassau
IK .. Ober- und Niederschlesien	IX .. Westfalen
	IY Reg.-Bez. Düsseldorf
	IZ Rheinprovinz außer Reg.-Bez. Düsseldorf

Bayern

IIA Stadtbz. München	IIH Oberfranken
II B Oberbayern	IIN Stadtbz. Nürnberg u. Fürth
II C Niederbayern	IIS übriges Mittelfranken
II D Pfalz	IIU Unterfranken
II E Oberpfalz	II Z Schwaben und Neuburg

Sachsen

I für die Kreishauptmannschaft	Bautzen
II	Dresden
III	Leipzig
IV	Chemnitz
V	Zwickau

Württemberg

IIIA Stuttgart	
IIIC, D, E für den übrigen Neckarkreis	
IIIH, K, M	Schwarzwaldkreis
IIIP, S, T	Jagstkreis
IIIX, Y, Z	Donaukreis

Hessen

VO Prov. Oberhessen
VR .. Rheinhessen
VS .. Starkenburg

Oldenburg

OI Landesteil Oldenburg
OII .. Lübeck
OIII .. Birkenfeld

A Anhalt
IVB Baden, für das ganze Gebiet
B Braunschweig
HB Bremen
HH Hamburg


HL Lübeck
L Lippe
M Mecklenburg
Saar Saargebiet
SL Schaumburg-Lippe
Th Thüringen

Unterscheidungszeichen

(Nationalitätszeichen) für Kraftfahrzeuge

A	Österreich	I	Italien
B	Belgien	IN	Niederl.-Indien
BG	Bulgarien	L	Luxemburg
BI	Britisch Indien	LR	Lettland
BR	Brasilien	LT	Litauen
C	Cuba	LSA	Syrien u. Libanon
CO	Columbien	MC	Monaco
CH	Schweiz	MEX	Mexiko
CS	Tschechoslowakei	N	Norwegen
D	Deutschland	NL	Niederlande
DA	Danzig	P	Portugal
DK	Dänemark	PA	Panama
E	Spanien	PE	Peru
EQ	Ecuador	PL	Polen
ET	Ägypten	PR	Iran
EW	Estland	PY	Paraguay
F	Frankreich nebst Algerien, Marokko (franz. Zone), Franz. Indien und Tunis	R	Rumänien
FL	Liechtenstein	RA	Argentinien
G	Guatemala	RC	China
GB	England u. N.-Irl.	RCH	Chile
GBG	Die anglo-norm. Insel Guernsey	RH	Haiti
GBJ	Die anglo-norm. Insel Jersey	S	Schweden
GBM	Insel Man	SE	Irischer Freistaat
GBY	Malta	SF	Finnland
GBZ	Gibraltar	SM	Siam
GR	Griechenland	SU	Rußland (Union d. Soz. Sowjetrepubl.)
H	Ungarn	TR	Türkei
		U	Uruguay
		US	Vereinigte Staaten von Nordamerika
		V	Vatikan
		Y	Jugoslawien

Verkehrszeichen Warnzeichen



Querrinne




Kurve



Kreuzung



Allgemeine Gefahrstelle



Beschränkter Eisenbahnübergang



Unbeschränkter Eisenbahnübergang



Vorfahrtrecht auf der Hauptstraße achten!



Hauptverkehrsstraße

Vorwegweiser



Hinweiszeichen



Parkplatz



Vorsichtszeichen



Hilfsposten

Ortsafel



Vorderseite



Rückseite

Fernverkehr



Wegweiser für Fernverkehrsstraßen




Wegweiser für sonstige befestigte Straßen



Ring- oder Sammelstraßen

Gebots- und Verbotsschilder



Sperrzeichen für Fahrzeuge aller Art



Verbot einer Fahr- richtung oder Einfahrt



Parkverbot



Sperrzeichen für Kraftwagen



Sperrzeichen für Krafträder



Sperrzeichen an Sonn- und Feiertagen



Sperrzeichen an Sonn- und Feiertagen



Verbot für alle sonst Verkehrsarten



Sperrzeichen f. Fahrzeuge über 5,5 t Gesamtgewicht



Sperrzeichen für Fahrzeuge über 2 m Breite




Halteverbot




Verbot höh. Geschwindigkeit als 30 km je Stunde


Gebots- und Verbotsschilder




Rechts



Geradeaus



Rechts abbiegen



Rechts abbiegen oder geradeaus




Einbahnstraße




Haltezeichen an Zollstellen

Kennzeichnung von Eisenbahnübergängen



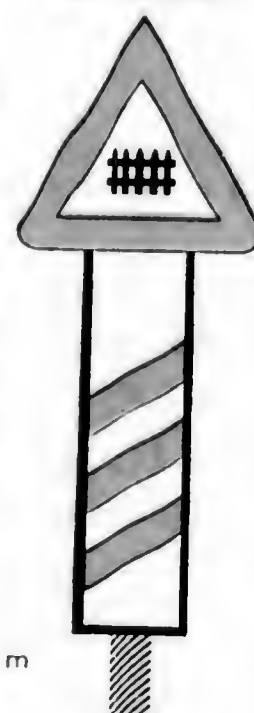
links, etwa 240 m vor unbeschränktem Eisenbahnübergang



links, etwa 160 m vor Übergang



rechts, etwa 80 m vor Übergang



rechts, etwa 240 m vor beschränktem Eisenbahnübergang

Die wichtigsten bisher gebräuchlichen und bis zum Ersatz durch die neu vorgeschriebenen Verkehrszeichen gültigen Schilder.

Sperrschilder für dauernde Sperrungen



Sperrschilder für und Feiertagen haben
schwarzen Punkte.

Gesperrt für Fahr-
und Motorräder



Sperrungen an Sonn-
Kreise statt der schwar-
zen Punkte.

Gesperrt für Kraftfahrzeuge
ausgenommen Motorräder



Gesperrt für
Kraftfahrzeuge aller Art



Gesperrt für Kraftfahrzeuge
über 5,5 t Gesamtgewicht



Gesperrt für
Fahrzeuge aller Art



Durchfahrt
verboten

Geschwindigkeitsbeschränkung



Zeittafel

(24-Stunden-Uhr)

Wenn es in Deutschland 12 Uhr ist, haben
nachstehende Länder folgende Zeiten:

<u>Europa</u>	Uhr	Min.	<u>Außer-Europa</u>	Uhr	Min.
Belgien . . .	11	—	Argentinien . . .	6	43
Bulgarien . . .	13	—	Ägypten . . .	13	—
Dänemark . . .	12	—	Bolivien . . .	6	28
Frankreich . . .	11	—	Brasilien . . .	8	07
Griechenland . . .	12	35	Chile	6	17
Groß-			China	19	—
Britannien . . .	11	—	Columbien . . .	6	03
Italien	12	—	Cuba	5	31
Jugoslawien . . .	12	—	Ecuador	5	46
Luxemburg	12	—	Guatemala . . .	4	58
Niederlande . . .	11	20	Jamaica	6	—
Norwegen	12	—	Japan	20	—
Österreich	12	—	Korea	19	30
Portugal	11	—	Marokko	11	—
Rumänien	13	—	Mexiko	4	24
Rußland	13	—	Nicaragua	5	15
Schweden	12	—	Panama	5	42
Schweiz	12	—	Paraguay	7	10
Spanien	11	—	Peru	5	51
Tschecho-			Philippinen . . .	19	—
slowakei	12	—	Tunis	12	—
Türkei	12	57	Uruguay	7	15

Vereinigte Staaten von Nordamerika

	Uhr	Min.
Atlantic-Time	7	—
Eastern-Standard-Time (New York)	6	—
Central-Time (Chicago, Galveston)	5	—
Mountain-Time (Denver)	4	—
Pacific-Time (San Francisco)	3	—

Einwohnerzahlen der Städte und Gemeinden Deutschlands über 20000 Einwohner¹⁾

Stadt	Ein- wohner- zahl	Stadt	Ein- wohner- zahl
Aachen	162774	Brandenb. a. d. H.	64190
Ahlen	25153	Braunschweig . .	166817
Allenstein	43043	Bremen	323331
Altenburg	43736	Bremerhaven . . .	25779
Altona	241970	Breslau	625198
Amberg	27082	Brieg	29816
Ansbach	23033	Brühl	23076
Apolda	27834	Burg	25064
Arnstadt	22024	Castrop-Rauxel . .	58372
Aschaffenburg . . .	36260	Celle	27734
Aschersleben	28550	Chemnitz	350734
Aue	25836	Cottbus	52302
Augsburg	176575	Cuxhaven	22094
Baden-Baden	30262	Danzig	264700
Bad Godesberg	23668	Darmstadt	93222
Bad Kreuznach	27282	Datteln	20765
Bamberg	54161	Delmenhorst	31284
Bautzen	41951	Dessau	78593
Bayreuth	37196	Dinslaken	26284
Berg. Gladbach	20446	Döbeln	24714
Berlin	4242501	Dortmund	540875
Bernburg	38327	Dresden	642143
Beuthen O.-Schl. . . .	100584	Dudweiler	24217
Bielefeld	121031	Duisburg	440419
Bitterfeld	21328	Düren	40880
Bobrek-Karf	21974	Düsseldorf	498600
Bocholt	33441	Eberswalde	31369
Bochum	314546	Eisenach	44695
Bonn	98659	Eisleben	24510
Bottrop	86218	Elbing	72409

¹⁾ Nach dem „Statist. Jahrbuch für das Deutsche Reich 1935“.

Stadt	Ein- wohner- zahl	Stadt	Ein- wohner- zahl
Emden	34111	Gütersloh	25879
Erfurt	144879	Hagen i. W.	148314
Erlangen	32348	Halberstadt	50372
Eschweiler	33090	Halle a. d. S.	209169
Essen a. d. Ruhr . . .	654461	Hamburg	1129307
Eßlingen	43089	Hamelu	27985
Flensburg	66580	Hamm i. W.	53532
Forst (Lausitz)	37720	Hanau	40655
Frankenthal	26080	Hannover	443920
Frankfurt a. M.	555857	Harb.-Wilhelmsb. .	112593
Frankfurt a. d. O. . . .	75831	Heidelberg	84641
Freiberg i. Sa.	36448	Heidenheim	21903
Freiburg i. Br.	99122	Heilbronn	60308
Freital	36829	Herford	38536
Fulda	27753	Herne	98595
Fürstenwalde	25490	Herten	34256
Fürth	77135	Hilden	20350
Gelsenkirchen	332545	Hildesheim	62519
Gera	83775	Hindenburg O.-S. .	130433
Gevelsberg	21959	Hirschberg (Schl.) .	30692
Gießen	35913	Hof	43545
Gladbeck	61239	Homburg	27043
Glauchau	31199	Hürth (Bez. Köln) .	28946
Gleiwitz	111062	Idar-Oberstein . . .	22540
Glogau	28229	Ingolstadt	28628
Gmünd	20131	Insterburg	41230
Göppingen	23007	Iserlohn	34272
Görlitz	94182	Itzehoe	20912
Goslar	22987	Jena	58357
Gotha	47848	Kaiserslautern . . .	62619
Göttingen	47149	Kamp-Lintfort . . .	22887
Greifswald	29488	Karlsruhe	154902
Greiz	39903	Kassel	175179
Grünberg i. Schl. . . .	25330	Kempten	26097
Guben	43934	Kiel	218225
Güstrow	22464		

Gebietseinteilung, Bevölkerung und Konfessionen des Deutschen Reiches¹⁾

Länder und Landesteile	Fläche in qkm	Bevöl- kerung in 1000	Auf 1 qkm kommen	Christen			Israe- liten	Son- stige
				Evang.	R.-Kath.	Andere		
Prov. Ostpreußen...	36992	2333	63,1	1942	364	1,4	8,8	17,4
Stadt Berlin	884	4243	4801,2	3014	441	6,2	160,5	620,2
Prov. Brandenburg ..	39040	2726	69,8	2467	142	1,1	7,6	107,5
„ Pommern	30271	1921	63,5	1825	61	0,7	6,3	28,2
„ Grenzmark ..	7715	338	43,8	210	124	0,1	2,7	1
„ Niederschles. ..	26601	3204	120,4	2157	925	1,9	25,1	95
„ Oberschlesien ..	9714	1483	152,6	151	1318	0,2	9,2	4,5
„ Sachsen.....	25528	3401	133,2	3001	251	0,6	7,1	140,3
„ Schleswig-H. ..	15072	1590	105,5	1460	48	0,3	3,1	79
„ Hannover	38797	3368	86,8	2785	486	0,8	12,6	82,5
„ Westfalen	20215	5040	249,3	2358	2518	1,3	18,8	144
„ Hessen-Nassau ..	16845	2585	153,4	1777	710	1,3	46,9	50
„ Rheinprovinz.....	23974	7632	318,3	2236	5115	3,2	52,4	224,5
Hohenzollern	1142	73	63,9	3,8	68,7	—	0,3	—
Alle Zahlen in 1000								

54

Preußen	292790	39934	136,4	25388	12371	19	361,8	1594,5
Bayern.....	75996	7682	101,1	2203	5371	4,2	42	61,3
Sachsen	14986	5197	346,8	4523	197	3,9	20,6	452,5
Württemberg	19508	2696	138,2	1812	840	0,4	10	34,4
Baden	15070	2413	160,1	944	1409	5,8	20,6	34,4
Thüringen	11763	1660	141,1	1486	45	0,1	2,9	126
Hessen	7692	1429	185,8	933	439	0,8	17,9	37,8
Hamburg.....	415	1218	2935,9	952	64	0,4	16,9	185,1
Mecklenburg	16056	805	50,1	765	32	0,1	1	7,5
Oldenburg	6427	574	89,3	428	133	—	1,2	10,9
Braunschweig	3672	513	139,7	454	22	—	1,2	35,6
Anhalt	2314	364	157,5	321	13	—	0,9	29,8
Bremen	258	372	1441,8	317	24	—	1,4	28,7
Lippe	1215	176	144,5	165	8	—	0,5	1,2
Lübeck	298	136	458,2	125	4	—	0,5	6,5
Schaumburg-Lippe ..	340	50	146,8	49	—	—	0,2	0,2
Saarland	1912	812	424,7	—	0,7	—	—	—
Deutsches Reich ...	470714	66030	140,3	40865	21172	35	500	2647

55

¹⁾ Nach dem „Statistischen Jahrbuch für das Deutsche Reich 1935“, Bevölkerung und Konfessionen am 16. 6. 1933, Gebietsstand vom 1. Januar 1935.

Größe und Bevölkerung Europas¹⁾

Länder	Jahr der Zählung	Einwohner in 1000	Fläche in qkm	Einwohner auf 1 qkm
Europa		516 000	10 200 000	50,6
Albanien	1930	1 006	27 538	36,53
Belgien	1930	8 092	30 444	265,80
Bulgarien	1934	6 090	103 146	59,04
Dänemark	1930	3 575	44 330	80,64
Danzig	1929	408	1 894	215,16
Deutsches Reich	1933	66 030	470 713	140,27
Estland	1934	1 126	47 549	23,69
Finnland	1930	3 667	388 217	9,45
Frankreich	1931	41 835	550 986	75,93
Griechenland	1928	6 205	130 199	47,66
Großbritannien u. Nord-Irland	1931	46 052	242 409	190
Irischer Freistaat	1926	2 972	70 283	42,29
Italien	1931	41 177	310 177	132,75
Jugoslawien	1931	13 934	247 542	56,29
Lettland	1935	1 951	65 791	29,65
Litauen o. Memel	1923	2 029	52 822	38,41
Luxemburg	1930	300	2 586	116,01
Niederlande	1930	7 936	34 181	232,16
Norwegen	1930	2 814	322 681	8,72
Österreich	1934	6 760	83 857	80,62
Polen	1931	32 133	390 015	82,39
Portugal	1930	6 826	92 157	74,07
Rumänien	1930	18 057	294 967	61,22
Rußland, Europ.	1933	128 125	4 760 465	26,91
Schweden	1930	6 142	448 961	13,68
Schweiz	1930	4 066	41 295	98,47
Spanien	1930	23 907	511 985	46,70
Tschechoslowakei	1930	14 730	140 446	104,88
Türkei, Europ.	1927	1 041	23 975	43,56
Ungarn	1930	8 688	93 073	93,35

¹⁾ Nach dem „Statist. Jahrbuch für das Deutsche Reich 1935“.

Größe und Bevölkerung außereuropäischer Länder¹⁾

Länder	Jahr der Zählg.	Einwohner in 1000	Fläche in qkm	Einw. auf 1 qkm
ASIEN		1 135 000	41 400 000	27,4
Arabien	1930	4 500	3 000 000	1,5
Britisch Indien	1931	352 838	4 684 298	75,32
China	1930	444 000	7 128 000	62,29
Indochina	1931	21 452	740 400	28,97
Japan	1930	91 724	678 867	135,11
Iran	1933	15 055	1 643 558	9,16
Rußland, Asiat.	1933	37 623	16 507 249	2,28
Siam	1929	11 506	518 384	22,20
Türkei, Asiat.	1927	12 608	738 761	17,07
AMERIKA		261 000	43 000 000	6,1
Argentinien	1932	11 847	2 797 113	4,24
Brasilien	1920	30 636	8 511 189	3,60
Columbien	1928	7 851	1 162 240	6,76
Kanada	1931	10 377	9 569 326	1,08
Mexiko	1930	16 553	1 969 154	8,41
Peru	1927	6 147	1 249 049	4,92
Ver. St. v. Amerika	1930	122 775	7 839 081	15,66
AFRIKA		147 000	30 000 000	4,9
Äthiopien	1928	10 000	900 000	11,11
Ägypten ²⁾	1927	14 178	35 158	403,26
Ägypten, Sudan	1929	5 729	2 611 000	2,19
Algerien	1931	6 553	2 195 097	2,99
Franz. Westafr.	1931	14 576	4 659 708	3,13
Belg. Kongo	1934	8 972	2 336 892	3,84
Nigeria	1931	19 131	876 922	21,82
Südafrik. Union	1931	8 133	1 223 331	6,65
AUSTRALIEN		10 000	8 560 000	1,2
Austral. Staaten- bund	1933	6 631	7 703 867	0,86
Neu-Guinea	1931	397	240 000	1,65
Neu-Seeland	1926	1 344	268 232	5,01

¹⁾ Nach dem „Stat. Jahrb. f. d. Deutsche Reich 1935“.
²⁾ Die gesamte Fläche des außer von der sesshaften Bevölkerung noch von rund 40 000 Nomaden bewohnten Landes beträgt etwa 994 000 qkm.

Der deutsche Außenhandel mit den wichtigsten Ländern im Jahre 1935
in Mill. RM. Reiner Warenverkehr.

Länder	Ein- fuhr	Aus- fuhr	Einfuhrüber- schuß (—) Ausfuhrüber- schuß (+)
Europa	2470,6	3057,2	+ 586,6
Belg.-Luxemburg ..	126,2	201,8	+ 75,6
Bulgarien	41,4	39,9	— 1,5
Dänemark	118,6	141,9	+ 23,3
Danzig	16,1	15,3	— 0,8
Polen	59,3	48,0	— 11,3
Estland	13,2	11,4	— 1,8
Finnland	41,1	49,2	+ 8,1
Frankreich	154,2	252,8	+ 98,6
Griechenland	58,5	49,1	— 9,4
Großbritannien	256,2	374,9	+ 118,7
Irischer Freistaat ..	6,9	13,1	+ 6,2
Italien ¹⁾	187,5	278,3	+ 90,8
Jugoslawien	61,4	36,9	— 24,5
Lettland	31,1	27,9	— 3,2
Litauen	2,6	6,7	+ 4,1
Niederlande	196,1	404,2	+ 208,1
Norwegen	93,6	87,4	— 6,2
Österreich	71,1	107,9	+ 36,8
Portugal	22,7	29,0	+ 6,3
Rumänien	79,9	63,8	— 16,1
Schweden	152,9	206,8	+ 53,9
Schweiz	114,4	256,9	+ 142,5
Spanien ¹⁾	118,3	105,7	— 12,6
Tschechoslowakei ..	121,4	130,0	+ 8,6
Ungarn	77,9	62,9	— 15,0
UdSSR (Rußland) .	215,0	39,3	— 175,7
Sonstige Länder ...	33,0	16,1	— 16,9

¹⁾ Mit Außenbesitzungen. Wirtschaft u. Statistik 1936.

Der deutsche Außenhandel mit den wichtigsten Ländern im Jahre 1935
in Mill. RM. Reiner Warenverkehr.

Länder	Ein- fuhr	Aus- fuhr	Einfuhrüber- schuß (—) Ausfuhrüber- schuß (+)
Afrika	261,5	123,7	— 137,8
Ägypten	44,1	38,4	— 5,7
Brit. Ostafrika	5,6	4,1	— 1,5
Brit. Südafrika	68,4	42,2	— 26,2
Brit. Westafrika ...	52,2	10,1	— 42,1
Belg. Kongo	21,4	1,8	— 19,6
Asien	523,7	464,9	— 58,8
Brit. Indien	121,3	111,3	— 10,0
China	102,4	95,5	— 6,9
Japan	21,0	83,2	+ 62,2
Niederl. Indien	119,5	35,2	— 84,3
Türkei	93,4	67,3	— 26,1
Amerika	849,5	588,9	— 260,6
V. St. v. Amerika ..	240,7	169,5	— 71,2
Argentinien	142,7	97,2	— 45,5
Brasilien	176,9	118,6	— 58,3
Chile	52,3	32,1	— 20,2
Guatemala	12,6	5,9	— 6,7
Mexiko	38,1	34,0	— 4,1
Uruguay	20,7	11,9	— 8,8
Australien und Polynesien ..	41,4	30,2	— 11,2
Austral. Bund	35,1	25,5	— 9,6
Eismeer und nicht ermittelte Länder	12,0	4,8	— 7,2
Insgesamt	4158,7	4269,7	+ 111,0

Wirtschaft und Statistik 1936.

DIN-Papierformate

Der Normenausschuß für das graphische Gewerbe hat vier Norm-Formate geschaffen und mit Reihe A, B, C und D bezeichnet.

Das Seitenverhältnis aller Formate ist $1:\sqrt{2}$, also gleich dem Verhältnis der Seite eines Quadrates zu seiner Diagonale.

Durch fortgesetztes Falzen des Grundformats jeder Reihe ergeben sich die Teilformate.

Die Klassennummern bezeichnen die Anzahl der Falzungen. Durch viermaliges Falzen

des Grundformats Reihe A (A 0) entsteht A 4, das Format des Einheitsbriefbogens. A 6 gilt als Postkarten- und Taschenformat.

Reihe A soll unbedingt bevorzugt werden. An zweiter Stelle steht Reihe B, an dritter Stelle Reihen C und D.

Die Grundformate der Reihe:

<u>B</u>	<u>C</u>	<u>D</u>
1000 × 1414	917 × 1297	771 × 1090

Kl.	Benennung	Reihe A mm
0	Vierfachbog.	841 × 1189
1	Doppelbog.	594 × 841
2	Bogen	420 × 594
3	Halbbogen	297 × 420
4	Viertelbogen	210 × 297
5	Blatt	148 × 210
6	Halbblatt	105 × 148
7	Viertelblatt	74 × 105
8	Achtelblatt	52 × 74
9	—	37 × 52
10	—	26 × 37
11	—	18 × 26
12	—	13 × 18
13	—	9 × 13

Belichtungstabelle für fotogr. Aufnahmen

A. Tages- und Jahreszeit

Uhrzeit	Jan. Dez.	Febr. Nov.	März Okt.	April Sept.	Mai Aug.	Juni Juli
10—14	3	3	2	1	0	0
7—10 14—17	—	5	4	3	2	1
5—7 17—19	—	—	—	5	4	3

B. Objekt und Beleuchtung

	sonnig	bedeckt	trübe	regner.
See u. Hochgebirge	0	1	2	3
Landsch. o. Vordergr.	1	2	3	4
„ m. hell. „	2	3	4	5
Personen im Freien	3	4	5	6
Ldsch. m. dkl. Vordgr.	4	5	6	7
In hellem Walde	5	6	7	8
„ dunklem „	6	7	8	9
Pers. i. hell. Zimmer	7	8	9	10
„ i. dkl. „	8	9	10	11
Helle Innenräume	10	11	12	13
Dunkle „	15	16	17	18

C. Blende und Empfindlichkeit

Scheiner	DIN	F: 1,5 2,5 3,5 4,5 6,3 9 12,5 18 25 36 50										
14°	40/10	0	1	2	3	4	5	6	7	8	9	10
17°	70/10	-1	0	1	2	3	4	5	6	7	8	9
20°	100/10	-2	-1	0	1	2	3	4	5	6	7	8
23°	130/10	-3	-2	-1	0	1	2	3	4	5	6	7
26°	160/10	-4	-3	-2	-1	0	1	2	3	4	5	6
30°	200/10	-5	-4	-3	-2	-1	0	1	2	3	4	5

Die Summe A + B + C ergibt aus D die Belichtungszeit.

D. Summe und Belichtungszeit

Summe	1	2	3	4	5	6	7	8	9	10
Sekunden	1/2000	1/1000	1/500	1/250	1/100	1/50	1/25	1/10	1/5	1/2
Summe	11	12	13	14	15	16	17	18	19	20
Sekunden	1	2	4	8	16	32				
Minuten							1	2	4	8

Normal-Körpergewichts-Tabelle

der Anthropometrischen Gesellschaft

Kinder

Alter	Knaben	Mädchen
5 Jahre	22 1/2 kg	18 1/4 kg
6 ..	24 1/2 ..	19 1/2 ..
7 ..	25 3/4 ..	21 1/4 ..
8 ..	27 1/4 ..	23 1/2 ..
9 ..	29 1/2 ..	25 3/4 ..
10 ..	31 1/4 ..	28 ..
11 ..	33 1/4 ..	31 1/4 ..
12 ..	35 3/4 ..	35 1/2 ..
13 ..	38 3/4 ..	40 1/4 ..
14 ..	41 3/4 ..	44 1/2 ..
15 ..	46 3/4 ..	48 ..

Männer

Größe	Gewicht	Größe	Gewicht
1.56 Meter	55 1/4 kg	1.72 Meter	69 1/2 kg
1.58 ..	57 3/4 ..	1.74 ..	72 ..
1.60 ..	60 1/4 ..	1.76 ..	74 1/4 ..
1.62 ..	62 1/2 ..	1.78 ..	76 3/4 ..
1.64 ..	63 3/4 ..	1.80 ..	78 3/4 ..
1.66 ..	65 ..	1.82 ..	80 ..
1.68 ..	66 ..	1.84 ..	81 1/2 ..
1.70 ..	67 ..		

Frauen

Größe	Gewicht	Größe	Gewicht
1.46 Meter	43 1/2 kg	1.62 Meter	57 1/4 kg
1.48 ..	45 1/2 ..	1.64 ..	59 3/4 ..
1.50 ..	46 1/4 ..	1.66 ..	62 3/4 ..
1.52 ..	47 1/2 ..	1.68 ..	63 3/4 ..
1.54 ..	49 1/2 ..	1.70 ..	66 3/4 ..
1.56 ..	50 3/4 ..	1.72 ..	70 1/2 ..
1.58 ..	52 1/4 ..	1.74 ..	74 1/2 ..
1.60 ..	55 1/4 ..		

Erste Hilfe bei Unglücksfällen

I. Vergiftungen: Den Vergifteten zum Erbrechen reizen.

II. Blutungen: Jedes blutende Glied hoch lagern. Die Wunde darf nie ausgewaschen werden, sie reinigt sich durch die Blutung von selbst. Auflegen eines keimfreien Verbandes von Mull, darüber Watte und dann mit einer Binde befestigen; an den Arzt verweisen, da auch die kleinste Wunde gefährlich werden kann (Wundstarrkrampf).

III. Brandwunden: Nicht mit kaltem Wasser behandeln! Leinwand auflegen, welche in Kalkwasser und Leinöl getaucht ist. Brandblasen nicht öffnen.

IV. Brüche: Vorläufige Schienung durch Brettchen, starke Pappe usw. Etwas erhöhte Lagerung des gebrochenen Gliedes.

V. Ohnmachten: Tief Lagerung des Kopfes. Öffnen beengender Kleidungsstücke, frische Luft. Mit Wasser bespritzen, Reiben der Haut.

VI. Schlaganfälle: Hochlagerung des Kopfes. Kalte Umschläge auf den Kopf (Eis). Senfpflaster auf Brust und Waden.

VII. Blitzschlag: Wiederbelebung durch künstliche Atmung, genau wie bei elektrischen Unfällen.

VIII. Sonnenstich und Hitzschlag: Alle beengenden Kleidungsstücke lösen und den Betroffenen an schattigen Ort bringen. Kopf hoch legen, kalte Umschläge auf Kopf und Brust. Füße in kaltes Wasser. Riechmittel anwenden. Arzt benachrichtigen.

IX. Biß durch Schlange oder Hund: Oberhalb der Wunde betreffendes Glied abbinden. Wunde ausbluten lassen bzw. zum Bluten bringen. Alkohol bis zur Berausung eingeben, sofort zum Arzt. (Ausbrennen und Ausschneiden ist eine Folter.)

X. Giftige Insektenstiche: Salmiakgeist auf die Wunde träufeln oder Kernseife auf die gestochenen Stellen reiben, bis die Seife schäumt.

XI. Bei im Wasser Verunglückten:

1. Schnell die Kleider öffnen.
2. Den Körper tüchtig schütteln.
3. Die Lungen vom Wasser befreien, indem man den Körper auf den Bauch legt, so daß der Kopf nach unten niederhängt. Versuchen, Atmung zu schaffen, indem man abwechselnd die unteren Rippen drückt und ausdehnt, und zwar etwa 20mal in der Minute.
4. Zunge herausziehen und mittels Tuch an das Kinn anbinden.
5. Künstliche Atmung ist mit die wichtigste Aufgabe der ersten Hilfe. Sie besteht darin, daß man durch abwechselndes Zusammendrücken und Erweitern des Brustkorbes die Lungen blasebalgartig verengt und erweitert. Hierzu legt man den Scheintoten mit entblößtem Oberkörper auf den Rücken und schiebt unter seinen Rücken ein Polster, so daß die Magengegend hoch, die Schultern tief liegen, danach, wie oben unter 4 erwähnt, Zunge herausziehen. Fremdkörper wie Erde, künstliches Gebiß usw. entfernen. Kopf seitlich legen, um im Falle nochmaligen Erbrechens leichtere Entfernung zu ermöglichen. Sodann Beginn der künstlichen Atmung durch Anfassen der Unterarme hinter den Kopf des Verunglückten, die Arme unter seitlicher Bewegung auf die Brust führen. Die Versuche müssen in der Minute 15-16mal wiederholt und so lange fortgesetzt werden, bis der Scheintote den ersten Atemzug selbst tut, und aufs neue wiederholt werden, wenn die Atmung stockt.
6. Rettungsversuche nicht aufgeben; es sind schon Personen nach stundenlangen Bemühungen gerettet worden.
7. Wenn Atmung beginnt, den Patienten in das Bett bringen, warme Getränke verabreichen, auch Spirituosen teelöffelweise, für frische Luft im Zimmer sorgen und den Patienten sich ruhig verhalten lassen.

Star Lake Inn

Star Lake N.Y.

Kriegsmat

Mrs. Frank Friedländer

560 Simons Terrace

Orange, N.Y.

Mrs. Tilly B. Israel

101 W 78th St. EN 2-3451

Mrs. R. Salmon

27 Bonnett Ave.

Larchmont, N.Y.

Mrs. Fred (Ray) Keenan

339 E 58 St., N.Y.C.

"M" World 133 W49
 Eternal Mask 52 W8-
 Lac aux d'Amnes
 La Pataille
 These three
 Captains Courageous
 Broadway Melody 1936

O'Hullivan - Gilbert operetta
 Mikado }
 ... }
 ... }

le: k...
 ee: k...
 ...
 ...
 ...
 ...

le: k... m: v... ee: ... w: ... ee: ...	le: ... la: ... l: ... w: ... ee: ...
---	---

...
 ...
 ...
 ...

ecc:

dy [unclear]

red at

~~g~~

solomon

Womb

0 (0?) (100)

ey

200

in

work

by [unclear]

2 [unclear]

at [unclear]

of [unclear]

(100)

(100)

(100)

(100)



In any state where redemption of goods is prohibited or requires the payment of a license or fee, no request for cash redemption may be made and will be honored only for its cash value at the date of sale and, except as stated, this condition is void and the offer herein contained is not available in any State or for this selling transaction or a license thereof is prohibited or in which any law, regulation or other restriction is imposed upon the redemption of goods by you.

ONE B & W COMPANY



1938



William H. Tobin, Jr.
Real Estate-Insurance-Travel Agency
244 Bloomfield Ave.,-Caldwell, N. J.

POCKET
DIARY

..

1 9 3 8

Mets tes sabots sur la cheminée
Les deux sabots
Les sabots dorés . . .

JANUARY, 1938

Saturday 1 *Ardi*

Armin, The Citadel

Sunday 2

Monday 3 *WA 3-5 PM.*

h. g. n.

Tuesday 4

JANUARY, 1938

Wednesday 5

Thursday 6 L 5 6.30 p.m.

Friday 7 *W* 2cc : 10^h 5^o 28.
"Right must fall" 2 1/2.

Saturday 8 L 9⁴⁵ a.m.

JANUARY, 1938

Sunday 9

W 2cc 20p.

W. D. M. (20 1/2)

Monday 10

Morris, covering 2 years

Tuesday 11

Wednesday 12

JANUARY, 1938

Thursday 13

9

Friday 14

6-2.

to: 1st, 2nd; 5-4, 12, 1st

Saturday 15

f 2 m.

Sunday 16

5⁰⁰, m. r. l

JANUARY, 1938

Monday 17

e 6 - roll 1³⁰ (p. 2)

Tuesday 18

10³⁰ e 6.
2A vcc.

20 n.

Wednesday 19

was: f; 5-20.

Thursday 20

Disabeth Mackert (2)
~ 12⁰⁰ f 1 3 - 1¹⁵ n - 4⁰⁰ v 2 25 - 7⁰⁰ n
4¹⁵ 20 n - 5⁰⁰ e 20 - 22 - 7⁰⁰ h 8 - 8⁰⁰ l
10¹⁵ y 45 } f n.

JANUARY, 1938

Friday 21

7 km - 6 NA₂ 50 E. 036g.

Saturday 22

W. L. m. h. g. sh. (up rd).

Sunday 23

Monday 24

Hella

JANUARY, 1938

Tuesday 25

Hilton, We are not alone

Wednesday 26

Thursday 27

Friday 28

Gy. Mackert 33

JANUARY, 1938

Saturday 29 74°) 11 n lo.
2400 - 27° 27' - 8:30
12:30 - 10:30 22 n. 27°
Smoothe at the 7 groups: 22 n.
20 (5)

Sunday 30 2 12:30 16 n 20.
(6-24 n) 2 10:30 -
2/27. 5° E - 036.

Monday 31 149) 12:40 - 44

Tuesday 1, FEBRUARY

FEBRUARY, 1938

Wednesday 2

(Tebb, Precious Bone)

Thursday 3

24. ↑

Friday 4

Rassavina, Theatre Street

Saturday 5

FEBRUARY, 1938

Sunday 6

Liso.

cc.

Monday 7

E-W: L, 4 pl, 12, 15.

H. W.

Tuesday 8

V: L, 1, 5, 8.

Wednesday 9

Lisl Schaff 12-Lenny

FEBRUARY, 1938

Thursday 10

Friday 11

George 96 (2230=1)

Saturday 12

Sandoy, Slogun House

Sunday 13

(Sun me) L; N; L: W, L, L.

FEBRUARY, 1938

Monday 14

Tuesday 15

Plans Market 37

Wednesday 16

Nov.

Thursday 17

Louis, Nature hits back

FEBRUARY, 1938

Friday 18

Saturday 19

Sunday 20

Monday 21

Wg, 2th (V)

FEBRUARY, 1938

Tuesday 22

Washington's Birthday.
10¹² 7th - 12⁴⁵ - for - 8²⁰ (i.)
6⁰ down, no 2¹ 2² 2³ by - 2¹ 2² 2³

W: 4 - 2, 2.

Wednesday 23

7¹⁵ - 2⁰ 1st - 6, 2¹ 2² 2³ 2⁴
Golden Bellies?

Thursday 24

6¹⁵ - 2¹ 2² 2³ 2⁴ 2⁵ 2⁶ 2⁷ 2⁸ 2⁹ 2¹⁰ 2¹¹ 2¹² 2¹³ 2¹⁴ 2¹⁵ 2¹⁶ 2¹⁷ 2¹⁸ 2¹⁹ 2²⁰ 2²¹ 2²² 2²³ 2²⁴ 2²⁵ 2²⁶ 2²⁷ 2²⁸ 2²⁹ 2³⁰ 2³¹
12⁴⁵ 8²⁰ - 2⁰ 1st (i. to!)
Peter Robertson?
6⁰ 2¹ 2² 2³ - 8¹⁶

Friday 25

FEBRUARY, 1938

Saturday 26

Sunday 27

2⁰, 2¹, 2², 2³, 2⁴, 2⁵, 2⁶, 2⁷, 2⁸, 2⁹, 2¹⁰, 2¹¹, 2¹², 2¹³, 2¹⁴, 2¹⁵, 2¹⁶, 2¹⁷, 2¹⁸, 2¹⁹, 2²⁰, 2²¹, 2²², 2²³, 2²⁴, 2²⁵, 2²⁶, 2²⁷, 2²⁸, 2²⁹, 2³⁰, 2³¹

Monday 28

Robt. Nathan, Winter in April

2⁰(8); 2¹ 2² 2³ 2⁴ 2⁵ 2⁶ 2⁷ 2⁸ 2⁹ 2¹⁰ 2¹¹ 2¹² 2¹³ 2¹⁴ 2¹⁵ 2¹⁶ 2¹⁷ 2¹⁸ 2¹⁹ 2²⁰ 2²¹ 2²² 2²³ 2²⁴ 2²⁵ 2²⁶ 2²⁷ 2²⁸ 2²⁹ 2³⁰ 2³¹

Tuesday 1, MARCH

2⁰: 2¹, 2²; 2³(8)

MARCH, 1938

Wednesday 2

Louis Brownfield, the rains came

nr 06(7)

Thursday 3

Friday 4

Saturday 5

MARCH, 1938

Sunday 6

Monday 7

Tuesday 8

for ~ r

cc.

Wednesday 9

MARCH, 1938

Thursday 10

W: G.

Friday 11

Christopher Morley,
Swiss Family Manhattan

Saturday 12

T. Vilke 46

Sunday 13

MARCH, 1938

Monday 14

Helena Dipfer 37 (f 22)

WR 56, 700 Wm, V. D. M. R.,
cc, 25; h by (d); 200 W.

Tuesday 15

Wednesday 16

Kertha R.

Thursday 17

Jetta.

W: f (no W); cc, 100.

MARCH, 1938

Saturday 26

Sunday 27

Monday 28

Tuesday 29

Lorenz Madkert

CC, vol.

MARCH, 1938

Wednesday 30

Mitti Schuff 88

Thursday 31

Friday 1, APRIL

Saturday 2

29 (87); du p.

APRIL, 1938

Sunday 3

no work

Monday 4

Tuesday 5

Wednesday 6

APRIL, 1938

Thursday 7

Edith

sh: 2m.

non.

Friday 8

Saturday 9

Sunday 10

APRIL, 1938

Monday 11

Tuesday 12

Tilly
10¹²) with M 2y 20, kept.
with V. the work done. 5 30, 20.
6 45) done.

Wednesday 13

10³⁶ x . 2y 20 6 1/2.
12⁰) L 2.
got 2 more of good.
to: 20, 10, 10, 10, 20, 20 (d) 10, 10, 20, 20, 10, 20.

Thursday 14

APRIL, 1938

Friday 15

Saturday 16

Sunday 17

then 11 - Easter Sunday.

Monday 18

h. M.

with 20, (2000) 20.

APRIL, 1938

Tuesday 19 30 for ~ r.

Wednesday 20

Thursday 21

W: n (20ve), A, Wn (20ve)
h, v, l, y, e, s, o, e; m, o, l, e.

Friday 22

APRIL, 1938

Saturday 23

Sunday 24 D.S.T.

Monday 25

Tuesday 26 T. Lisa
er ~ fr.

APRIL, 1938

Wednesday 27

en - ps.

Thursday 28

en - ps.

Friday 29

Saturday 30

MAY, 1938

Sunday 1

le;

Monday 2

Wd: wbb - gl le. - cc.

Tuesday 3

*ecw - ps
2nd - el k*

Wednesday 4

Freddy 37

HS.

20 lor.

MAY, 1938

Thursday 5 Hans Feibelmann 97

Friday 6

Saturday 7

Sunday 8 Mother's Day.
(W.D. - just 2 or 3 P.D.)

MAY, 1938

Monday 9

~~W (V.D) B+3+no), L.S. (W); 4000.~~

Tuesday 10 Teddy 07.

W: W (W 2 r h).

Wednesday 11

~~W (804); H, P, CC, 220, L.S. P.~~

Thursday 12

MAY, 1938

Friday 13

Saturday 14

Sunday 15

Monday 16 10 + 26 - 4! SCREW!

4 (30 200) 2 in p.
- 5' 15" 5 8' 6-7' 10" - 7' 30" 1. 2 1/2

MAY, 1938

Tuesday 17

20 e lo 2cc
"Teyebel"

Wednesday 18

20 20 10 10 10 10
b m

Thursday 19

20 20 20

Friday 20

90 e lo. - Peggy
76 5 8' - 2 R.B. - 2 1/2
- 6 30 12 00 - 11 1/2
2 1/2

MAY, 1938

Saturday 21

12° p - 2°

W. S. Cross, Dy. vol. cc.

Sunday 22

Monday 23

Grey

Tuesday 24

MAY, 1938

Wednesday 25

low.

W. S. Cross

Thursday 26

Friday 27

Herta Cron

Saturday 28

"Bivacious Lady"
(N. S. Cross) - B 20 Dy. W.

MAY, 1938

Sunday 29

① This eye.

h h.

Monday 30

Memorial Day

21-5117; 6h

Tuesday 31

Memorial Day
e w h

note: wind (S); 2nd (more)

Wednesday 1, JUNE

3° 210° e h

h h.

JUNE, 1938

Thursday 2

cc:gt

Friday 3

T. Mute

cc:icc.

Saturday 4

Vain - Vain 11 (wgt).
2-19-2 1/2 h. w.

Sunday 5

2-19-2 1/2 h. w.

JUNE, 1938

Tuesday 14 Sylvia

Wednesday 15

6²⁰ 280 - ch. 2
no 2 eggs / 103

cc (✓).

Thursday 16

cc.

Friday 17

JUNE, 1938

Saturday 18

ss.

Sunday 19

Monday 20

20 (8 birds) / 10²⁰ + 1 egg.

Tuesday 21

6⁴²) am - 9³⁰; see 4 2.

JUNE, 1938

Wednesday 22

β r.
"On the Avenue" & "Change to
Heart" (2cc-4).

Thursday 23

8¹³ 7th - 1st - 2nd -
10³⁰ 1st 6.
2° e 1st - 6th - e U - ev

Friday 24

β r.
3³⁶ 7th - 1st - 2nd
5° e 2nd - 6³⁰ 1st - 2nd
8⁴⁰ "Shadows - Substance" (egg)

Saturday 25

β r.

JUNE, 1938

Sunday 26

Gladys.
11⁴⁷ EST 1st - 2⁴¹.

Monday 27

β r.

Tuesday 28

β r.

Wednesday 29

Peter
1st 2nd
6²⁰ 1st 2nd 3rd 8⁴⁰:
"George & Margaret"

JUNE, 1938

Thursday 30

20/62.

Friday 1, JULY

Always Goodbye (Wagner, 2nd)
'one wild night' 2 Olayh.

cc, Son. - W: 12th, 2nd.

Saturday 2

V. Johanna

Sunday 3

6 V W (26.2 re - 1 W 20)

JULY, 1938

Monday 4

Tuesday 5

Er W: 4, 70, 24 W (4 old 2nd)

Wednesday 6

David King, Living East.

e 20, sh A.

Thursday 7

ch: 1 sh.

JULY, 1938

Friday 8

Rint

to ✓ no.

Saturday 9

to ✓ no.

Sunday 10

Philip Gibbs, The Cross of Peace

Monday 11

JULY, 1938

Tuesday 12

Matti Gissen

no: men (sl. old?) 1/4 pl (old) 1930.

Wednesday 13

to ✓ no.

Thursday 14

"Brother Rat" (see 20/20 -) 1930.

Friday 15

fl to, long (!)

40 to ✓ no

JULY, 1938

Saturday 16

Phyllis Bottome, Private World

Sunday 17

b n.

Monday 18

c c. n.

Tuesday 19

Mama Singer
"Having Wonderful Time" ~ 20/20
~ 30

u: 15, 20.

JULY, 1938

Wednesday 20

Kidens, The Power to Kill.

b g.

Thursday 21

Mrs. Briggman?

b, g, n.

Friday 22

"Yes, my Darling Daughter"

Saturday 23

JULY, 1938

Sunday 24

Bittchen Holzzeit 37.

Monday 25

Peggy's Holzzeit 37

Weg S/W 2, 110. 1/2
Wd Hammassit Beach.
v r 5/11.

Tuesday 26

10¹² 7¹² - 206 p n.

Wednesday 27

Johnston.

ref: 7 m. - Dr. T. J. H. 200, cc.

JULY, 1938

Thursday 28

Friday 29

Mia.

Sh.

Saturday 30

Sh.

40 200.

Sunday 31

AUGUST, 1938

Monday 1

110 e 60 Gross paper Lobbenberg 56

Tuesday 2

Wednesday 3

930 5 m) b. - 10th (12-10-38)
to mro, eld - to h. u. o. e.

Thursday 4

b. (2-10-38)

AUGUST, 1938

Friday 5

b) m. j. m. b.

20 1/2

Saturday 6

Robert Ravison 97
m. m. 9.0 m; 2.50 b, 5.
- 26.

27 (2-10)

Sunday 7

Marion
2A 6 38; b 26 6 e, 2-10 m.

Monday 8

2 m. m. 8 (2-10-38)

~~27 (2-10)~~

AUGUST, 1938

Tuesday 9

7g - tA.
529 E - 6⁴⁸ am.

9:21: am. - h 8 (st)

Wednesday 10

10 e 6 (st)!

for h 8: am (st), 6:26 (st)

Thursday 11

Friday 12

AUGUST, 1938

Saturday 13

Rudja.

no. 10; 11, 100

Sunday 14

Claire

Monday 15

Kidstein 15

1(e 6) (200)

Tuesday 16

ve: k 70, no. 11 (sl R) ; 6 (sl R)

AUGUST, 1938

Wednesday 17

h. v. l.

cc; h. n. e.

Thursday 18

h. v. l.

Friday 19

Saturday 20

"Stage Door" 2 p. n.!

AUGUST, 1938

Sunday 21

h. v. l.

Monday 22

btto

Tuesday 23

Wednesday 24

*ecw.
1. 2. 2. 2. e.*

4000

v. p. l.

AUGUST, 1938

Thursday 25

Shoulbe

*

N, cc (#).

Friday 26

Saturday 27

Sunday 28

20, 26, 30-1; cc, 38 (✓)

AUGUST, 1938

Monday 29

Tuesday 30

Wednesday 31

Thursday 1, SEPTEMBER

Hospital Insurance

SEPTEMBER, 1938

Friday 2

Saturday 3

Sunday 4

Monday 5

Labor Day

SEPTEMBER, 1938

Tuesday 6

*"Keep Smiling" & "Port of 7 Seas"
(200 str!)*

7th Avenue

Wednesday 7

Thursday 8

Prayer 11

Friday 9

Hospital Insurance

SEPTEMBER, 1938

Saturday 10

Sunday 11

m. c. c. e. e.

Monday 12

"Span of the North"

Tuesday 13

SEPTEMBER, 1938

Wednesday 14

100 26 260 - 100 142

D. J. P.

Thursday 15

Friday 16

10:15, U.

Saturday 17

D. J. P.

SEPTEMBER, 1938

Sunday 18

Monday 19

Tuesday 20

~~2.30 pm~~

J. J. J. J.

6 A.

Wednesday 21

10.30 *9 pm.*

J. J. - 4.30 pm.
6 A, 2.30 pm.

SEPTEMBER, 1938

Thursday 22

cc - 12

"Marie Antoinette"

Friday 23

~~2.30 pm~~

"The Pearls of the Crown"

Saturday 24

cc - 12

W. J. J.

W. J. J.

Sunday 25

W. J. J.

SEPTEMBER, 1938

Monday 26

off

Tuesday 27

off

we: 26p

Wednesday 28

Thursday 29

Fitzel

off

W's!

SEPTEMBER, 1938

Friday 30 *Schmücke 20*
Dr. Mussliners Hochzeit 37

Saturday 1, OCTOBER

Sunday 2 *cc of 1. 288.*

Monday 3

log 245 - 20 y m 2 1/2

off

OCTOBER, 1938

Tuesday 4 *Helene*

Wednesday 5 *Will.*

Thursday 6 *T. Betty Will.*

Friday 7 *with Cec.*

OCTOBER, 1938

Saturday 8

Sunday 9 *with Mary Ann, Cec. & Helen
L. 3:30 L.A. 5:30*

Monday 10 *otto R. - Emma Klopfer.*

Tuesday 11

L.

~~*with Mary Ann*~~

(14)

(15) 10/22

C. B. 23.00

10/21

10.28

OCTOBER, 1938

Wednesday 12

Columbus Day

2-2.30 020 [e, e, e]

2:30

Thursday 13

Friday 14

11⁰ Mrs. Sattler, 22-1

2-2.30 e, e, e, e, e, e, e, e

e, e

Saturday 15

020!

020

OCTOBER, 1938

Sunday 16

12:45 020, e, e - 5⁰, 22.00
5:15 020! "Carpea" - "Affairs
of Annabelle", 12:45

Monday 17

Tuesday 18

4⁰ e, e, e, e - 2:30
5:30 e, e, e, e - 6⁰ e, e

h, h, h, h, h, h, h, h

Wednesday 19

1⁰ Mrs. Pines, 22-10 - 2.30
3:40, e, e, e - e, e.

OCTOBER, 1938

Thursday 20 Anita.
~ with 2K - 2.870.

Friday 21 Rolf

WB, F.Kdn.

Saturday 22 Norman Talpins 38

Sunday 23

OCTOBER, 1938

Monday 24 Tri 1⁰ e m, 1³⁰ e m
" Algiers " 4³⁰ e 2⁰⁰ m ;
6³⁰ e yf; 8³⁰ w.

Tuesday 25 Herb m.p.

Wednesday 26

4⁰ e 70.

Thursday 27

1 m, W.

OCTOBER, 1938

Friday 28

9:30-20 - 3:00-20
"The Story of a Cheat"
5:30 - 7:20 - 20

Saturday 29

"If I were King" 20

Sunday 30

Monday 31

"Alexander's Ragtime Band"
"Speed to Brown"

NOVEMBER, 1938

Tuesday 1

Wednesday 2

12:30 - 1:30
3:00 - 4:00
Lusi
Night
LCC

Thursday 3

Marie

Friday 4

"Sunday" - "The Jones family"
"Down on the Farm" 20

NOVEMBER, 1938

Saturday 5

Sunday 6

Monday 7

W. e.

Tuesday 8

NOVEMBER, 1938

Wednesday 9

Thursday 10

Friday 11

*Armistice Day. - Lib-37
B. R. : e. l.*

Saturday 12

NOVEMBER, 1938

Sunday 13

8° - to 34°

Tuesday 15

Wednesday 16

RAE - to 46°

NOVEMBER, 1938

Thursday 17

20° of wind S.W. - e.g.
eye to sea! 10:00 - 11:00
10:00 - 11:00

Friday 18

Saturday 19

100 - 100 - eye?

Sunday 20

NOVEMBER, 1938

Monday 21

Tuesday 22 *nth* (26 p.m.)
h h - w - w - w - w - w - w
5:00 (20)
8:00 (10)

Wednesday 23

Thursday 24

Thanksgiving.

NOVEMBER, 1938

Friday 25

h h.

Saturday 26

w w : w w , y (w w)

Sunday 27

w w , w w.

Monday 28

NOVEMBER, 1938

Tuesday 29

Wednesday 30

Wed; 29 (8)

Thursday 1, DECEMBER

Ang - WA W/Sun of W.

Friday 2

DECEMBER, 1938

Saturday 3

Sunday 4

*Wuzzi
Judith Evelyn Pines 38.
20 Co 2 3-4 10 B.L.*

Monday 5

Fritz R. 02

Tuesday 6

DECEMBER, 1938

Wednesday 7

✓ 10:00 AM - 10:30 -
P.M.

Thursday 8

6:50.

Friday 9

Saturday 10

N:

7:50!

DECEMBER, 1938

Sunday 11

cc!

Monday 12

P.M.
P.M. 2:00:

W: 10:00.

Tuesday 13

2cc to ~ 2 24.
12° - 12 20 ~ - 57th - 1st Ave.
30° P.M. 2 20 Long. W (1).

Wednesday 14

W: 10:00, 11:00, 12:00, 1:00, 2:00, 3:00.

DECEMBER, 1938

Thursday 15

Erw: 12, 15, 25; en (5) = 24%

Friday 16

Saturday 17

Sunday 18

Ria brown

DECEMBER, 1938

Monday 19

Tuesday 20

Wednesday 21

P. Ria

Erw - 60% W.D.

Thursday 22

DECEMBER, 1938

Friday 23

Saturday 24

12° 7
10° 4
W. - y. 2. 2. 2. 2. 2.

Sunday 25

Anita Becker

Monday 26

DECEMBER, 1938

Tuesday 27

Wednesday 28

Thursday 29

Friday 30

P. Emma 67

W.

DECEMBER, 1938

Saturday 31

Went to ^{the} ~~the~~ Hardy's.
with the Hardy's.

MEMORANDA

MEMORANDA

Michal - *Notes* Ch. Samuel,
chapters 18 & 19.

◆◆◆◆◆
ADDRESSES
and
CASH
ACCOUNT
◆◆◆◆◆

ADDRESSES

A

American Stationery Co., Penn. Ind.
Lat Post Inc., 995 Fifth Ave. (81 St.)

Miss Margarete Ascher
70 Mrs. Rosald, F2
295 Ocean Pkwy., Brooklyn.
(7524 pl - 0.17)



A

ADDRESSES

[Faint, illegible handwriting in column A]

ADDRESSES

B

S. Bodenheimer, 315 C.P.W., N.Y.
SC 4-1903

Blain, Orange 5-4062

Rudy Blestein, 332 W. 89 St.
~~SC 4-9547~~ SC 4-2124

21 W. 89 St. (BA 7-7223)
~~CH 5-7240~~

601 W. 26 CH 4-1418

Dr. Ernst Blumenthal
610 W. 116 Apt. 74 UN 4-6570

Louis Bonanomi, Chester, Conn.

B**ADDRESSES**

[Faint, illegible handwriting in the left column]

ADDRESSES**C**

Mr. & Mrs. Max Cohen
 70 Emil Reutlinger
 1842 N. 28 St., Phila. - STE 6283

George Wm. Chester, 175 Fifth Ave., N.Y.
 Suite 515 GR 7-0117-7685
 301 Rugby Rd., Brooklyn, ^{Buckminster} 2-3185

Miriam Cohen, 243 Westend Ave., N.Y.
 TR 7-3000 86°

BU 8-9400 - 2nd floor

Crownheight Registry, 591 Crown St.
 PR 3-5093 (2000) Brooklyn.

C

ADDRESSES

[Faint, illegible handwritten notes on page C]

ADDRESSES

D

Mrs. Emily Lodd
74 South Main St.
OR 3-8867

Dr. Albert Dingmann 740
670 Westend Ave. SE 4-8450

E

ADDRESSES

F

ADDRESSES

Hans Kibelmann, ²³~~46~~ W. ⁷⁴~~84~~ St., N.Y.C.
TR 4-4187

~~Rose Lipmann, Apt. 4 D
Riverside Drive 839 (157th St.)
WA 3-1340~~

~~Constance W. J. Kelly - N.Y.C.
12th St.~~

Dr. Richard ~~Frederick~~ Heisler
667 Madison Ave. (61st St.)
12-10 REGENT 4-4240

Mrs. Herman L. Filene
WT 2-8929

140 E 46 WT 2-9300

F

ADDRESSES

Dr. First (P.P.S.)
Riverside Drive

G

ADDRESSES

Mrs. S. Gans, 815 Pe. Ave.

Loren Guy, (my S Omb.)
570 Pe. Ave.
RE 7-0210

Dr. Goldmann 3-6 (P.P.S.)
1150 - Fifth Ave. (96th)

Dr. Gans 4-6 (P.P.S.)
141 W. 73 (Hotel Hamilton)
TR 7-1188

Dr. Oscar Glass (P.P.S.) 10-12 + n
(W) 3-5 0000 ES 3-3272
838 S. 12th St. Newark, N.J.

G

ADDRESSES

[Faint, illegible handwriting in the left column]

ADDRESSES

H

Walter R. Hertz, P.O. B. 13

South Braintree, Mass.

United Shoe Machinery Corp. ⁵⁰⁰ ⁴⁰ ⁶⁰ ²⁰
Brookline, Mass.

H. H. I., 100 W. Kingsbridge Rd.,
RA 9-0156 Bronx.

Walter R. Hertz
United Shoe Machinery Corp.
Room 414, Ext. 3960
Boston, Mass.

Dr. Arthur Heyman (person)
✓ Welle #1 ¹¹¹¹
79 Baldwin Ave. Marble, N.J.

H

ADDRESSES

[Faint, illegible handwritten text in the left column]

ADDRESSES

I-J

Mrs. Eva Jacoby, 19 E. 92 St., N.Y.C.
SA 2-8864

[Faint, illegible handwritten text in the right column]

I-J

ADDRESSES

[Faint, illegible handwriting]

ADDRESSES

K

St. Louis Kroll, 39 Broadway
of Co - 21st - DI 4-1714

Mrs. L. P. Rigman, 75 E. 55 St.
PL 3-5824

Anni Klein, 245 E. 55 St.
EL 5-9605

LA 4-1000 Ext. 117 - Wrye

St. Bruno Ropfer, 3820 Waldo Ave.,
KI 6-5197

Anni Reis, Book Hill Road,
Deep River, Conn.

~~St. Ernest Reis (my son)
988 Fifth Ave.~~

K

ADDRESSES

Auguste Rastela
221-43 114th Ave., St. Albans L.I.
Rept. Co. - fiber Co. P. Box 819 L
114 - ; 360 L.

L

ADDRESSES

Willy Levison, VA vuly 3-6000
201 Lyons Ave, Beth Israel
Neonke, N.J.

Dr. Hans Schfeldt (PE bus)
784 Park Ave.
RH 4-6880

Mrs. Florence Leonard 69
4088 E. 88 AT 9-2624

Dr. Arthur Langstadt (E20)
1175 Park Ave. SA 2-8730

Dr. Bruno Lignier (PE vny)
90 Shanley Ave. Neonke
5.30-7.30 BI 8-1559
Lo 13, 14, 16 v to job

L

ADDRESSES

Dr. Lash (prev) 11.30-1 5-7

123 W. 93

=

M

ADDRESSES

Dr. George Musa, 40 E. 88 St., N.Y.

~~HO 2-1160~~

508-1812

off. SA 2-5335

Lenny Kosherovitz, DElaure 3-8472.
134 Clifton Place, Jersey City, N.J.

btw Herzbach & Raymond Chemical
Comp.
Hoboken 3-2535

Dr. S. Mussliner, 2 W. 82 St., N.Y.

EN 2-3433

854 W. 181 St., WA 3-4450

Hedwig Mann, Hotel Vinson
45 East 55th St.

Ernst L.

Dr. Metzger (Liggenbrant, S.P.)

(prev) 1175 Pl. Ave. W 93rd St.

10-1295-6

Attner 9-4470

M

ADDRESSES

[Faint, illegible handwriting in the left column]

ADDRESSES

N

Dr. Tom. Murobain (P.L.S.V.)
79 E. 86 SA 2-5530

Dr. B. Nagler, 25 Clinton Place
Brook

Dr. Herman S. Nash (P.L.S.V.)
1-346-8 ES 3-4343
865 S. 11th St. Brook, N.Y.

N

ADDRESSES

[Faint, illegible handwriting in the left column]

ADDRESSES

O

Stephanie Oppenheimer, ^{Westfield} 2-4075
648 E. Broad St., Westfield N.J.

Gilrie Sisters BR 9-5290
604 Fifth Ave.

Lane Fogg Asogatchis
Waterford, Conn.

O

ADDRESSES

[Faint, illegible handwriting]

ADDRESSES

P-Q

Prager ~~Bennett Ave.~~
~~WA 3-2270~~

Mrs. Simon Pretzfeld, 228 W. 71 St.

Perless Dress Co., 1375 Broadway
(P20) WI 7-0938

Prager Guido 2707 Sedgwick Ave.

Mrs. L. Pines 49 Parkway E.
Mount Vernon
Fairbanks 4-6142

P-Q

ADDRESSES

[Faint, illegible handwriting in the left column]

ADDRESSES

R

Anita Roth, Hillside House,
Pound Hill, Sussex.

Mrs. Riotta (Miss Lindes)
285 Madison Ave. (40 St.), Room 1701
LE 2-0780

C. Rekowski, Hotel Isabel
[309-3421] Mexico City D.F.

~~Dr. Hans Rothmann, (Pho C.)
20 W. 58 - EL 5-3478~~

~~8 E. 96 SA 2-5304~~

Dr. J. B. Rothstein (Penn) was
1-3 ~ 16 Lynns Ave. WA 3-2812
11-12 ~ 638 Stevesant Ave.

R

ADDRESSES

[Faint, illegible handwriting in the left column]

ADDRESSES

S

Ralph L. Specht (Bguen Ph.)
 57 Warrington Pl., E. Orange N.J.
 Orange 3-6402

~~Maria Spino, 17 W. 94 St., N.Y.
 R 19-8914~~

Dorothy B. Shelley, 200 W. 16 St.
 4 1/2 - 5 1/2 CH 3-7799

Arno Schaub, 1 Lickles St.
 LO 7-7446

Elsa Stern - Roth, Hamilton 5618
 88 Elle Ave., Ne-Rochelle, N.J.

~~H. H. Schlosser, 55 W. 42 St., N.Y.
 PE 6-9545~~

Dr. R. Salomon, 955 Pe. Ave., Apt. 1W.
 44 Concord Ave.,
 Larchmont N.Y. AT 9-7876

S

ADDRESSES

For 2/2 on, 18 E. 53 St, WI 2-3443

~~St. Louis Sattler, E76~~

~~1701 Albemarle Rd.~~

~~Buademinster 4-1468~~

~~Baptist 40, 77 - 2316 - E13 - 2nd St~~

St. Lichel 50 (peerer)
320 C.P. West SC 4-2050

T

ADDRESSES

Tramp Travel Agency
Broad St. & Johns St.
(free by - not, the)

Mrs. Samuel Talpins D8
10 Custer Place, Roanoke
(now in 122) WA only 3-3866

T

ADDRESSES

[Faint, illegible handwriting in the left column]

ADDRESSES

U

Dr. Albert Allman 40 E. 87
(per over) 230 C. P. South 11-1

U

ADDRESSES

[Faint, illegible handwriting]

ADDRESSES

V

Mrs. Rose Bietze, 126 N. 103 St.,
AC 2-3359

Louja Bictor, 226 N. 72 St., N.Y.C.
EN 2-1960

V

ADDRESSES

[Faint, illegible handwriting]

ADDRESSES

W

Dr. H. Vattermaker, STE 1075
2024 N. Broad St., Phila. Pa.

~~Lucie Vulpf, 170 W. 85 St., Apt. 2 W.
Office EN 2-8888~~

Dr. H. Wiesbaden 12-2
1016 - Fifth Ave.
(per ~~err~~)

Hotel Winslow 45 E. 55
PL 3-6800

X-Y

ADDRESSES

ADDRESSES

Z

Jodi Lander, 2345 Broadway
TR 7-9885

323 W. 89 SC 4-9397

Z

ADDRESSES

Tyless Style Studio, 47 W. 34 St.
n. y. c.
L 20 E Jd

S. Sander, 514 Madison Ave. N.Y.
L 60 (E 60), N.Y.C., 1/3 - 0

Novelty Button Works, 543-8th Ave.
"South Service" Bldg, 6 100-100.

Helene King, 698 Madison Ave, N.Y.C.
Lingerie

Helen Johnson, 640 Madison Ave.
L 61.0 60 (L 100 135.0)

Cash Account, JANUARY

t :	Received	Paid
1-22-22 W/LA E V B (175 V B) J LA		
- 2 Ave V L		
1-22-22 1-22-22		

Cash Account, FEBRUARY

	Received	Paid
Bread & Butter	Apple Pudding	
Tapioca Cream (vanilla)		
Chocolate Blanc mange	Pudding	
" Soufflé		
Coffee jilly	Orange jilly (9)	
Caramel Pudding	apple "	
Cottage "	with lemon or herd	sauce
Gitterspeise (2.50)		
Prune Whip with Brandy	sauce	
Fruit cake or Kekskekranz	cheese	
Trappants Puff	Pudding	
Crushed pineapple	marshmallows	
Tzebor cake	ship	
Pineapple upside down	cake	
Litonen creme	sapfen. Ripfthen	
Mocackapfen	hermel Creme	

Cash Account, MARCH

	Received	Paid
Anna Byer dessert	(100)	(100)

stockings # 499 Samster
INSURANCE

Rate	Issue	Name of Company
24	8 1/2	(24 20 fl) 8 1/2 69
28	6 1/4	28 6 1/4 ; 28 6 (A)
26-20	34	26-20 34, W 26
20	14, 16	20 14, 16 32; 21 21 1/2 - 22
Jan Aug	12-37	2.- 10.- 12.-
Nov	20	2.55 also 20
Feb	10	5.50
Mar		3.-

EXPIRATION

Policy No.	Amount	Premium	Expires
Jan			
W: 6			W: 6 - 10/15/36
			5/20/36 (no Stipulate).
			(to 5/20/36), 10/15/36
			2/2/36
<p>"M" - Eternal Trust - These Three - Broadway Melody 1936</p>			

2'

SPECIAL DATA

Excursion train to Saybrook:

2

	EST		EST
Left	6.30	oh	8.23p.m.
125 th	6.40		
oh	8.47	Left	10.40

5

ee

1938 CALENDAR 1938

	Su	Mo	Tu	We	Th	Fr	Sa
JAN							1
	2	3	4	5	6	7	8
	9	10	11	12	13	14	15
	16	17	18	19	20	21	22
	23	24	25	26	27	28	29
	30	31					
FEB			1	2	3	4	5
	6	7	8	9	10	11	12
	13	14	15	16	17	18	19
	20	21	22	23	24	25	26
	27	28					
MAR			1	2	3	4	5
	6	7	8	9	10	11	12
	13	14	15	16	17	18	19
	20	21	22	23	24	25	26
	27	28	29	30	31		
APR					1	2	
	3	4	5	6	7	8	9
	10	11	12	13	14	15	16
	17	18	19	20	21	22	23
	24	25	26	27	28	29	30
MAY							
	1	2	3	4	5	6	7
	8	9	10	11	12	13	14
	15	16	17	18	19	20	21
	22	23	24	25	26	27	28
	29	30	31				
JUN			1	2	3	4	
	5	6	7	8	9	10	11
	12	13	14	15	16	17	18
	19	20	21	22	23	24	25
	26	27	28	29	30		
JUL						1	2
	3	4	5	6	7	8	9
	10	11	12	13	14	15	16
	17	18	19	20	21	22	23
	24	25	26	27	28	29	30
	31						
AUG		1	2	3	4	5	6
	7	8	9	10	11	12	13
	14	15	16	17	18	19	20
	21	22	23	24	25	26	27
	28	29	30	31			
SEP					1	2	3
	4	5	6	7	8	9	10
	11	12	13	14	15	16	17
	18	19	20	21	22	23	24
	25	26	27	28	29	30	
OCT							1
	2	3	4	5	6	7	8
	9	10	11	12	13	14	15
	16	17	18	19	20	21	22
	23	24	25	26	27	28	29
	30	31					
NOV			1	2	3	4	5
	6	7	8	9	10	11	12
	13	14	15	16	17	18	19
	20	21	22	23	24	25	26
	27	28	29	30			
DEC					1	2	3
	4	5	6	7	8	9	10
	11	12	13	14	15	16	17
	18	19	20	21	22	23	24
	25	26	27	28	29	30	31

Printed in U. S. A.

1939 CALENDAR 1939

	Su	Mo	Tu	We	Th	Fr	Sa
JAN	1	2	3	4	5	6	7
	8	9	10	11	12	13	14
	15	16	17	18	19	20	21
	22	23	24	25	26	27	28
	29	30	31				
FEB				1	2	3	4
	5	6	7	8	9	10	11
	12	13	14	15	16	17	18
	19	20	21	22	23	24	25
	26	27	28				
MAR				1	2	3	4
	5	6	7	8	9	10	11
	12	13	14	15	16	17	18
	19	20	21	22	23	24	25
	26	27	28	29	30	31	
APR							1
	2	3	4	5	6	7	8
	9	10	11	12	13	14	15
	16	17	18	19	20	21	22
	23	24	25	26	27	28	29
	30						
MAY		1	2	3	4	5	6
	7	8	9	10	11	12	13
	14	15	16	17	18	19	20
	21	22	23	24	25	26	27
	28	29	30	31			
JUN					1	2	3
	4	5	6	7	8	9	10
	11	12	13	14	15	16	17
	18	19	20	21	22	23	24
	25	26	27	28	29	30	
JUL							1
	2	3	4	5	6	7	8
	9	10	11	12	13	14	15
	16	17	18	19	20	21	22
	23	24	25	26	27	28	29
	30	31					
AUG			1	2	3	4	5
	6	7	8	9	10	11	12
	13	14	15	16	17	18	19
	20	21	22	23	24	25	26
	27	28	29	30	31		
SEP						1	2
	3	4	5	6	7	8	9
	10	11	12	13	14	15	16
	17	18	19	20	21	22	23
	24	25	26	27	28	29	30
OCT		1	2	3	4	5	6
	7	8	9	10	11	12	13
	14	15	16	17	18	19	20
	21	22	23	24	25	26	27
	28	29	30	31			
NOV			1	2	3	4	
	5	6	7	8	9	10	11
	12	13	14	15	16	17	18
	19	20	21	22	23	24	25
	26	27	28	29	30		
DEC					1	2	3
	4	5	6	7	8	9	10
	11	12	13	14	15	16	17
	18	19	20	21	22	23	24
	25	26	27	28	29	30	31

Advertising Corp. of America Easthampton, Mass.



~~Mrs. Briggman~~

~~Miriam Cohen~~

Arsula Lindes

Helga Schmitzer

~~Sonja~~

Peggy Richard

Prager : A. N. - 505 - 529

Berstein - Spiers

Eri : ~~License~~

Rappaport

Chester - Kibelman

Ravacow

Rekoski

Kella

Reinmanns - Joia - Peter

Edith - ~~Fitz, Montreal~~

Mitti Schaff

Viggi - Kurt Reiner (legon 282)

Mackest - A. M., ~~Amsterdam~~

Kas

Ufer

~~was: sh - n n~~

~~g road~~

~~of~~

~~colle - 600~~

~~5 in (198) 2 - 100~~

~~of - 750~~

~~colle (198) (195)~~

~~Ab - 200 (195)~~

1939

CALENDAR 1939

JANUARY							JULY						
S	M	T	W	T	F	S	S	M	T	W	T	F	S
1	2	3	4	5	6	7	2	3	4	5	6	7	8
8	9	10	11	12	13	14	9	10	11	12	13	14	15
15	16	17	18	19	20	21	16	17	18	19	20	21	22
22	23	24	25	26	27	28	23	24	25	26	27	28	29
29	30	31	30	31

FEBRUARY							AUGUST						
S	M	T	W	T	F	S	S	M	T	W	T	F	S
.....	1	2	3	4	1	2	3	4	5
5	6	7	8	9	10	11	6	7	8	9	10	11	12
12	13	14	15	16	17	18	13	14	15	16	17	18	19
19	20	21	22	23	24	25	20	21	22	23	24	25	26
26	27	28	27	28	29	30	31

MARCH							SEPTEMBER						
S	M	T	W	T	F	S	S	M	T	W	T	F	S
.....	1	2	3	4	1	2
5	6	7	8	9	10	11	3	4	5	6	7	8	9
12	13	14	15	16	17	18	10	11	12	13	14	15	16
19	20	21	22	23	24	25	17	18	19	20	21	22	23
26	27	28	29	30	31	24	25	26	27	28	29	30

APRIL							OCTOBER						
S	M	T	W	T	F	S	S	M	T	W	T	F	S
.....	1	1	2	3	4	5	6	7
2	3	4	5	6	7	8	8	9	10	11	12	13	14
9	10	11	12	13	14	15	15	16	17	18	19	20	21
16	17	18	19	20	21	22	22	23	24	25	26	27	28
23	24	25	26	27	28	29	29	30	31
30

MAY							NOVEMBER						
S	M	T	W	T	F	S	S	M	T	W	T	F	S
.....	1	2	3	4	5	6	1	2	3	4
7	8	9	10	11	12	13	5	6	7	8	9	10	11
14	15	16	17	18	19	20	12	13	14	15	16	17	18
21	22	23	24	25	26	27	19	20	21	22	23	24	25
28	29	30	31	26	27	28	29	30

JUNE							DECEMBER						
S	M	T	W	T	F	S	S	M	T	W	T	F	S
.....	1	2	3	1	2
4	5	6	7	8	9	10	3	4	5	6	7	8	9
11	12	13	14	15	16	17	10	11	12	13	14	15	16
18	19	20	21	22	23	24	17	18	19	20	21	22	23
25	26	27	28	29	30	24	25	26	27	28	29	30
.....	31

488,256

Marquette

JUNIOR DIARY

for

1939

With

WORLD MAPS
PERSONAL CASH ACCOUNT
POPULATION OF CITIES
and
Other Valuable Information

Published Annually

STATES AND THEIR CAPITALS

State	Census 1930	Capital	Admitted to Union
Alabama	2,646,248	Montgomery	Dec. 14, 1819
Arizona	435,573	Phoenix	Feb. 14, 1912
Arkansas	1,854,482	Little Rock	June 15, 1836
California	5,677,251	Sacramento	Sept. 9, 1850
Colorado	1,035,791	Denver	Aug. 1, 1876
Connecticut	1,606,903	Hartford	Jan. 9, 1788
Delaware	238,380	Dover	Dec. 7, 1787
Florida	1,468,211	Tallahassee	Mar. 3, 1845
Georgia	2,908,506	Atlanta	Jan. 2, 1788
Idaho	445,032	Boise	July 3, 1890
Illinois	7,630,654	Springfield	Dec. 3, 1818
Indiana	3,238,503	Indianapolis	Dec. 11, 1816
Iowa	2,470,939	Des Moines	Dec. 28, 1846
Kansas	1,880,999	Topeka	Jan. 29, 1861
Kentucky	2,614,589	Frankfort	June 1, 1792
Louisiana	2,101,593	Baton Rouge	Apr. 30, 1812
Maine	797,423	Augusta	Mar. 15, 1820
Maryland	1,631,526	Annapolis	Apr. 28, 1788
Massachusetts	4,249,614	Boston	Feb. 6, 1788
Michigan	4,842,325	Lansing	Jan. 26, 1837
Minnesota	2,563,953	St. Paul	May 11, 1858
Mississippi	2,009,821	Jackson	Dec. 10, 1817
Missouri	3,629,367	Jefferson City	Aug. 10, 1821
Montana	537,606	Helena	Nov. 8, 1889
Nebraska	1,377,963	Lincoln	Mar. 1, 1867
Nevada	91,058	Carson City	Oct. 31, 1864
New Hampshire	465,293	Concord	June 21, 1788
New Jersey	4,041,334	Trenton	Dec. 18, 1787
New Mexico	423,317	Santa Fe	Jan. 6, 1912
New York	12,588,066	Albany	July 26, 1788
North Carolina	3,170,276	Raleigh	Nov. 21, 1789
North Dakota	680,845	Bismarck	Nov. 2, 1889
Ohio	6,646,697	Columbus	Feb. 19, 1803
Oklahoma	2,396,040	Oklahoma City	Nov. 16, 1907
Oregon	953,786	Salem	Feb. 14, 1859
Pennsylvania	9,631,350	Harrisburg	Dec. 12, 1787
Rhode Island	687,497	Providence	May 29, 1790
South Carolina	1,738,765	Columbia	May 23, 1788
South Dakota	692,849	Pierre	Nov. 2, 1889
Tennessee	2,616,556	Nashville	June 1, 1796
Texas	5,824,715	Austin	Dec. 29, 1845
Utah	507,847	Salt Lake City	Jan. 4, 1896
Vermont	359,611	Montpelier	Mar. 4, 1791
Virginia	2,421,851	Richmond	June 26, 1788
Washington	1,563,396	Olympia	Nov. 11, 1889
West Virginia	1,729,205	Charleston	June 20, 1863
Wisconsin	2,939,006	Madison	May 29, 1848
Wyoming	225,565	Cheyenne	July 11, 1890

CENSUS OF CITIES 1930 U. S. Census

CITIES OVER 33,000	1910	1920	1930
Akron, Ohio	69,067	208,435	255,040
Alameda, Calif.	23,383	28,806	35,033
Albany, New York	100,253	113,344	127,412
Allentown, Pennsylvania	51,913	73,502	92,563
Altoona, Pa.	52,127	60,331	82,054
Amarillo, Texas	9,957	15,494	43,132
Amsterdam, New York	31,267	33,524	34,817
Anderson, Indiana	22,476	29,767	39,804
Asheville, N. C.	18,762	28,504	50,193
Atlanta, Georgia	154,839	200,616	270,366
Atlantic City, N. J.	46,150	50,707	66,198
Auburn, New York	34,668	36,192	36,652
Augusta, Ga.	41,040	52,548	60,342
Aurora, Illinois	29,807	36,397	46,589
Austin, Texas	29,860	34,876	53,120
Baltimore, Md.	558,485	733,826	804,874
Battle Creek, Mich.	25,267	36,164	43,573
Bay City, Mich.	45,166	47,554	47,355
Bayonne, N. J.	55,545	76,754	88,979
Beaumont, Texas	20,640	40,422	57,732
Berkeley, Calif.	40,434	56,036	82,109
Berwyn, Illinois	5,841	14,150	47,027
Bethlehem, Pa.	12,837	50,358	57,892
Binghamton, N. Y.	48,443	66,800	76,662
Birmingham, Ala.	132,685	178,806	259,678
Bloomfield, N. J.	15,070	22,019	38,077
Boston, Mass.	670,585	748,060	781,188
Bridgeport, Conn.	102,054	143,555	146,716
Brockton, Mass.	56,878	66,254	63,797
Buffalo, N. Y.	423,715	506,775	573,076
Butte, Mont.	39,165	41,611	39,532
Cambridge, Mass.	104,839	109,694	113,643
Camden, N. J.	94,538	116,309	118,700
Canton, Ohio	50,217	87,091	104,906
Cedar Rapids, Ia.	32,811	45,566	56,097
Charleston, S. C.	58,833	67,957	62,265
Charleston, W. Va.	22,996	39,608	60,408
Charlotte, N. C.	34,014	46,338	82,675
Chattanooga, Tenn.	44,604	57,895	119,798
Chelsea, Mass.	32,452	43,184	45,816
Chester, Pa.	38,537	58,030	59,164
Chicago, Ill.	2,185,283	2,701,705	3,376,438
Chicopee, Mass.	25,401	36,214	43,930
Cicero, Ill.	14,557	44,995	66,602
Cincinnati, Ohio	363,591	401,247	451,160

CITIES OVER 33,000	1910	1920	1930
Cleveland, Ohio.....	560,663	796,841	900,429
Cleveland Heights, Ohio.....	2,955	15,236	50,945
Clifton, N. J.....	26,470	46,875
Colorado Springs, Colo.....	29,078	30,105	33,237
Columbia, S. C.....	26,319	37,524	51,581
Columbus, Ga.....	20,554	31,125	43,131
Columbus, Ohio.....	181,511	237,031	290,564
Council Bluffs, Ia.....	29,292	36,162	42,048
Covington, Ky.....	53,270	57,121	65,252
Cranston, R. I.....	21,107	29,407	42,911
Cumberland, Md.....	21,839	29,837	37,747
Dallas, Texas.....	92,104	158,976	260,475
Danville, Illinois.....	27,871	33,776	36,765
Davenport, Ia.....	43,028	56,727	60,751
Dayton, Ohio.....	116,577	152,559	200,982
Dearborn, Mich.....	911	2,470	50,358
Decatur, Illinois.....	31,140	43,818	57,510
Denver, Colo.....	213,381	256,491	287,861
Des Moines, Iowa.....	86,368	126,468	142,559
Detroit, Mich.....	465,766	993,678	1,568,662
Dubuque, Iowa.....	38,494	39,141	41,679
Duluth, Minn.....	78,466	98,917	101,463
Durham, N. C.....	18,241	21,719	52,037
East Chicago, Ind.....	19,098	35,967	54,784
East Cleveland, Ohio.....	9,179	27,292	39,667
Easton, Pa.....	28,523	33,813	34,468
East Orange, N. J.....	34,371	50,710	68,020
East St. Louis, Ill.....	58,547	66,767	74,347
Elgin, Illinois.....	25,976	27,454	35,929
Elizabeth, N. J.....	73,409	95,783	114,589
Elmira, New York.....	37,176	45,393	47,397
El Paso, Texas.....	39,279	77,560	102,421
Erie, Pa.....	66,525	93,372	115,967
Evanston, Ill.....	24,978	37,234	63,338
Evansville, Ind.....	69,647	85,264	102,249
Everett, Mass.....	33,484	40,120	48,424
Fall River, Mass.....	119,295	120,485	115,274
Fitchburg, Mass.....	37,826	41,029	40,692
Flint, Michigan.....	38,550	91,599	156,492
Fort Wayne, Ind.....	63,933	86,549	114,946
Fort Worth, Texas.....	73,312	106,482	163,447
Fresno, Calif.....	24,892	45,086	52,513
Galveston, Texas.....	36,981	44,255	52,938
Gary, Indiana.....	16,802	55,378	100,426
Glendale, Calif.....	2,746	13,536	62,736
Grand Rapids, Mich.....	112,571	137,634	168,592
Green Bay, Wisconsin.....	25,236	31,017	37,415

CITIES OVER 33,000	1910	1920	1930
Greensboro, N. C.....	15,895	19,861	53,569
Hamilton, Ohio.....	35,279	39,675	52,176
Hammond, Ind.....	20,925	36,004	64,560
Hamtramck, Mich.....	3,559	48,615	56,268
Harrisburg, Pa.....	64,186	75,917	80,339
Hartford, Conn.....	98,915	138,036	164,072
Haverhill, Mass.....	44,115	53,884	48,710
Hazleton, Pa.....	25,452	32,277	36,765
Highland Park, Mich.....	4,120	46,499	52,959
High Point, N. C.....	9,525	14,302	36,745
Hoboken, N. J.....	70,324	68,166	59,261
Holyoke, Mass.....	57,730	60,203	56,537
Houston, Texas.....	78,800	138,276	292,352
Huntington, W. Va.....	31,161	50,177	75,572
Indianapolis, Ind.....	233,650	314,194	364,161
Irvington, N. J.....	11,877	25,480	56,733
Jackson, Mich.....	31,433	48,374	55,187
Jackson, Miss.....	21,262	22,817	48,282
Jacksonville, Fla.....	57,699	91,558	129,549
Jamestown, N. Y.....	31,297	38,917	45,155
Jersey City, N. J.....	267,779	298,103	316,715
Johnstown, Pa.....	55,482	67,327	66,993
Joliet, Ill.....	34,670	38,442	42,993
Joplin, Missouri.....	32,073	29,902	33,454
Kalamazoo, Michigan.....	39,437	48,487	54,786
Kansas City, Kansas.....	82,331	101,177	121,857
Kansas City, Missouri.....	248,381	324,410	399,746
Kearny, New Jersey.....	18,659	26,724	40,716
Kenosha, Wisconsin.....	21,371	40,472	50,262
Knoxville, Tenn.....	36,346	77,818	105,802
La Crosse, Wisconsin.....	30,417	30,421	39,614
Lakewood, Ohio.....	15,181	41,732	70,509
Lancaster, Pa.....	47,227	53,150	59,949
Lansing, Michigan.....	31,229	57,327	78,397
Lawrence, Mass.....	85,892	94,270	85,068
Lewiston, Maine.....	26,247	31,791	34,948
Lexington, Ky.....	35,099	41,534	45,736
Lima, Ohio.....	30,508	41,326	42,287
Lincoln, Nebraska.....	43,973	54,948	75,933
Little Rock, Ark.....	45,941	65,142	81,679
Long Beach, Calif.....	17,809	55,593	142,032
Lorain, Ohio.....	28,883	37,295	44,512
Los Angeles, Calif.....	319,198	576,673	1,238,048
Louisville, Ky.....	223,928	234,891	307,745
Lowell, Massachusetts.....	106,294	112,759	100,234
Lynchburg, Va.....	29,494	30,070	40,661
Lynn, Mass.....	89,336	99,148	102,320

CITIES OVER 33,000	1910	1920	1930
Macon, Ga.....	40,665	52,995	53,829
Madison, Wisconsin.....	25,531	38,378	57,899
Malden, Mass.....	44,404	49,103	58,036
Manchester, N. H.....	70,063	78,384	76,834
Mansfield, Ohio.....	20,768	27,824	33,525
McKeesport, Pa.....	42,694	46,781	54,632
Medford, Mass.....	23,150	39,038	59,714
Memphis, Tenn.....	131,105	162,351	253,143
Meriden, Conn.....	27,265	29,867	38,481
Miami, Fla.....	5,471	29,571	110,637
Milwaukee, Wisc.....	373,857	457,147	578,249
Minneapolis, Minn.....	301,408	380,582	464,356
Mobile, Ala.....	51,521	60,777	68,202
Montclair, N. J.....	21,550	28,810	42,017
Montgomery, Ala.....	38,136	43,464	66,079
Mount Vernon, N. Y.....	30,919	42,726	61,499
Muncie, Ind.....	24,005	36,524	46,548
Muskegon, Mich.....	24,062	36,570	41,390
Nashville, Tenn.....	110,364	118,342	153,866
Newark, N. J.....	347,469	414,524	442,337
New Bedford, Mass.....	96,652	121,217	112,597
New Britain, Conn.....	43,916	59,316	68,128
New Brunswick, N. J.....	23,388	32,779	34,555
New Castle, Pa.....	36,280	44,938	48,674
New Haven, Conn.....	133,605	162,531	162,655
New Orleans, La.....	339,075	387,219	458,762
Newport News, Va.....	20,205	35,596	34,417
New Rochelle, N. Y.....	28,867	36,213	54,000
Newton, Mass.....	39,806	46,054	65,276
New York City, N. Y.....	4,766,883	5,620,048	6,930,446
Niagara Falls, N. Y.....	30,445	50,760	75,460
Norfolk, Va.....	67,452	115,777	129,710
Norristown Pa.....	27,875	32,319	35,853
Norwalk, Conn.....	6,954	27,743	36,019
Norwood, Ohio.....	16,185	24,966	33,411
Oakland, Calif.....	150,174	216,261	284,063
Oak Park, Ill.....	19,444	39,858	63,982
Ogden, Utah.....	25,580	32,804	40,272
Oklahoma City, Okla.....	64,205	91,295	185,389
Omaha, Nebraska.....	124,096	191,601	214,006
Orange, N. J.....	29,630	33,268	35,399
Oshkosh, Wisconsin.....	33,062	33,162	40,108
Paducah, Ky.....	22,760	24,735	33,541
Pasadena, Calif.....	30,291	45,354	76,086
Passaic, N. J.....	54,773	63,841	62,959
Paterson, N. J.....	125,600	135,875	138,513
Pawtucket, R. I.....	51,622	64,248	77,149

CITIES OVER 33,000	1910	1920	1930
Peoria, Ill.....	66,950	76,121	104,969
Perth Amboy, N. J.....	32,121	41,707	43,516
Philadelphia, Pa.....	1,549,008	1,823,779	1,950,961
Phoenix, Arizona.....	11,134	29,053	48,118
Pittsfield, Mass.....	32,121	41,763	49,677
Pittsburgh, Pa.....	533,905	588,343	669,817
Plainfield, N. J.....	20,550	27,700	34,422
Pontiac, Michigan.....	14,532	34,273	64,928
Port Arthur, Texas.....	7,663	22,251	50,902
Portland, Maine.....	58,571	69,272	70,810
Portland, Oregon.....	207,214	258,288	310,815
Portsmouth, Ohio.....	23,481	33,011	42,560
Portsmouth, Va.....	33,190	54,387	45,704
Poughkeepsie, N. Y.....	27,936	35,000	40,288
Providence, R. I.....	224,326	237,595	252,981
Pueblo, Colo.....	41,747	43,050	50,096
Quincy, Ill.....	36,587	35,978	39,241
Quincy, Mass.....	32,642	47,876	71,983
Racine, Wisc.....	38,002	58,593	67,542
Raleigh, N. C.....	19,218	24,418	37,379
Reading, Pa.....	96,071	107,784	111,171
Revere, Mass.....	18,219	28,823	35,680
Richmond, Va.....	127,628	171,667	182,929
Roanoke, Va.....	34,874	50,842	69,206
Rochester, N. Y.....	218,149	295,750	328,132
Rockford, Ill.....	45,401	65,651	85,864
Rock Island, Ill.....	24,335	35,177	37,953
Sacramento, Calif.....	44,696	65,908	93,750
Saginaw, Mich.....	50,510	61,903	80,715
St. Joseph, Mo.....	77,403	77,939	80,935
St. Louis, Mo.....	687,029	772,897	821,960
St. Paul, Minn.....	214,744	234,698	271,606
St. Petersburg, Fla.....	4,127	14,237	40,425
Salem, Mass.....	43,697	42,529	43,353
Salt Lake City, Utah.....	92,777	118,110	140,267
San Antonio, Texas.....	96,614	161,379	231,542
San Bernardino, Calif.....	12,779	18,721	37,481
San Diego, Calif.....	39,578	74,361	147,995
San Francisco, Calif.....	416,912	506,676	634,394
San Jose, Calif.....	28,946	39,642	57,651
Santa Barbara, Calif.....	11,659	19,441	33,613
Santa Monica, Calif.....	7,847	15,252	37,146
Savannah, Ga.....	65,064	83,252	85,024
Schenectady, New York.....	72,826	88,723	95,692
Scranton, Pa.....	129,867	137,783	143,433
Seattle, Wash.....	237,194	315,312	365,583
Sheboygan, Wisc.....	26,398	30,955	39,251
Shreveport, La.....	28,015	43,874	76,655

CITIES OVER 33,000	1910	1920	1930
Sioux City, Iowa.....	47,828	71,227	79,183
Sioux Falls, S. D.....	14,094	25,202	33,362
Somerville, Mass.....	77,236	93,091	103,908
South Bend, Ind.....	53,684	70,983	104,193
Spokane, Wash.....	104,402	104,437	115,514
Springfield, Ill.....	51,678	59,183	71,864
Springfield, Mass.....	88,926	129,614	149,900
Springfield, Missouri.....	35,201	39,631	57,527
Springfield, Ohio.....	46,921	60,840	68,743
Stamford, Conn.....	25,138	35,096	46,346
Steubenville, Ohio.....	22,391	28,508	35,422
Stockton, Calif.....	23,253	40,296	47,963
Superior, Wis.....	40,384	39,671	36,113
Syracuse, N. Y.....	137,249	171,717	209,326
Tacoma, Wash.....	83,743	96,965	106,817
Tampa, Fla.....	37,782	51,608	101,161
Taunton, Mass.....	34,259	37,137	37,355
Terre Haute, Ind.....	58,157	66,083	62,810
Toledo, Ohio.....	168,497	243,164	290,718
Topeka, Kansas.....	43,684	50,022	64,120
Trenton, N. J.....	96,815	119,289	123,356
Troy, N. Y.....	76,813	71,996	72,763
Tulsa, Okla.....	18,182	72,075	141,258
Union City, N. J.....	58,659
Utica, N. Y.....	74,419	94,156	101,740
Waco, Texas.....	26,425	38,500	52,848
Waltham, Mass.....	27,834	30,915	39,247
Warren, Ohio.....	11,081	27,050	41,062
Washington, D. C.....	331,069	437,571	486,869
Waterbury, Conn.....	73,141	91,715	99,902
Waterloo, Iowa.....	26,693	36,230	46,191
Waukegan, Ill.....	16,069	19,226	33,499
W. Allis, Wisc.....	6,645	13,745	34,671
West New York, N. J.....	13,560	29,926	37,107
Wheeling, West Va.....	41,641	56,208	61,659
White Plains, N. Y.....	15,949	21,031	35,830
Wichita, Kansas.....	52,450	72,217	111,110
Wichita Falls, Texas.....	8,200	40,079	43,690
Wilkes-Barre, Pa.....	67,105	73,833	86,626
Williamsport, Pa.....	31,860	36,198	45,729
Wilmington, Dela.....	87,411	110,168	106,597
Winston-Salem, N. C.....	22,700	48,395	75,274
Woonsocket, R. I.....	38,125	43,496	49,376
Worcester, Mass.....	145,986	179,754	195,311
Yonkers, New York.....	79,803	100,176	134,646
York, Pa.....	44,750	47,512	55,254
Youngstown, Ohio.....	79,066	132,358	170,002
Zanesville, Ohio.....	28,026	29,569	36,440

PRESIDENTS OF THE UNITED STATES

No.	Name	Age	Born	Inaug.	Term in Office	Native of	Died	Polit. Party
1.	George Washington.....	57	Feb. 22, 1732	1789	4 years	Virginia	Dec. 14, 1799	Federal
2.	John Adams.....	61	Oct. 30, 1735	1797	4	Massachusetts	July 4, 1826	Dem-Rep
3.	Thomas Jefferson.....	57	Apr. 13, 1743	1801	8	Virginia	July 4, 1826	Dem-Rep
4.	James Madison.....	58	Mar. 16, 1751	1809	8	Virginia	June 28, 1836	Dem-Rep
5.	James Monroe.....	57	Apr. 28, 1758	1817	8	Virginia	June 28, 1836	Dem-Rep
6.	John Quincy Adams.....	57	July 11, 1767	1825	4	Massachusetts	Feb. 23, 1848	Coalition
7.	Andrew Jackson.....	61	Mar. 15, 1767	1829	4	N. Carolina	June 8, 1845	Democrat
8.	Martin Van Buren.....	54	Dec. 5, 1782	1837	4	New York	July 24, 1862	Democrat
9.	Wm. H. Harrison.....	68	Feb. 9, 1773	1841	4	Ohio	Apr. 4, 1841	Whig
10.	John Tyler.....	51	Mar. 29, 1790	1841	4	Virginia	Jan. 18, 1862	Whig
11.	James Knox Polk.....	49	Nov. 2, 1795	1845	4 yrs. 11 mo.	N. Carolina	June 15, 1849	Democrat
12.	Zachary Taylor.....	64	Sep. 24, 1784	1849	1 year, 4 mo.	Virginia	July 9, 1850	Whig
13.	Millard Fillmore.....	50	Feb. 7, 1800	1850	2 years, 8 mo.	New York	Mar. 8, 1874	Democrat
14.	Franklin Pierce.....	48	Nov. 23, 1804	1853	4 years	N. Hampshire	Oct. 8, 1869	Democrat
15.	James Buchanan.....	65	Apr. 23, 1791	1857	4	Pennsylvania	June 1, 1868	Democrat
16.	Abraham Lincoln.....	52	Feb. 12, 1809	1861	4 years, 40 days	Kentucky	Apr. 15, 1865	Democrat
17.	Andrew Johnson.....	56	Dec. 29, 1808	1865	3 yrs., 10 1/2 mo.	N. Carolina	July 31, 1875	Republican
18.	Ulysses S. Grant.....	46	Oct. 27, 1822	1869	8 years	Ohio	July 23, 1885	Democrat
19.	Rutherford B. Hayes.....	54	Apr. 4, 1822	1877	4 years	Ohio	Jan. 17, 1903	Democrat
20.	James A. Garfield.....	49	Nov. 19, 1831	1881	6 1/2 months	Ohio	Sept. 19, 1881	Republican
21.	Chester A. Arthur.....	50	Oct. 5, 1830	1881	3 yrs. 5 1/2 mo.	Vermont	Nov. 18, 1886	Democrat
22-24.	Grover Cleveland.....	47	Mar. 18, 1837	83-93	4 years—4 years	New Jersey	Nov. 24, 1908	Democrat
25.	Benjamin Harrison.....	55	Aug. 20, 1833	1889	4 years	Ohio	Mar. 13, 1901	Republican
26.	William McKinley.....	54	Jan. 29, 1843	1897	7 yrs. 6 mo. 10 d.	New York	Sept. 14, 1901	Democrat
27.	Theodore Roosevelt.....	42	Oct. 27, 1858	1901	7 yrs. 5 mo. 20 d.	Ohio	Jan. 6, 1919	Democrat
28.	Wm. H. Taft.....	53	Sep. 15, 1857	1909	8 years	Ohio	Mar. 8, 1930	Democrat
29.	Woodrow T. Wilson.....	56	Dec. 28, 1856	1913	2 yrs. 4 mo. 29 d.	Virginia	Feb. 3, 1924	Democrat
30.	Warren G. Harding.....	51	Nov. 2, 1865	1921	5 yrs. 7 mo. 2 da.	Ohio	Aug. 2, 1924	Republican
31.	Calvin Coolidge.....	51	July 4, 1872	1923	4 years	Vermont	Jan. 5, 1933	Democrat
32.	Herbert C. Hoover.....	54	Aug. 10, 1874	1929	Iowa	Democrat
32.	Franklin D. Roosevelt.....	51	Jan. 30, 1882	1933	New York	Democrat

WEIGHTS AND MEASURES

TROY WEIGHT

24 grains.....1 pwt. 12 ounces....1 pound
20 pwts.....1 ounce

Used for weighing gold, silver and jewels.

APOTHECARIES WEIGHT

20 grains....1 scruple 8 drams.....1 ounce
3 scruples....1 dram 12 ounces....1 pound

The ounce and pound in this are the same as in Troy Weight.

AVOIRDUPOIS WEIGHT

27¹¹/₃₂ grains...1 dram 4 quarters....1 cwt.
16 drams....1 ounce 2,000 lbs..1 short ton
16 ounces....1 pound 2,240 lbs...1 long ton
25 pounds..1 quarter

DRY MEASURE

2 pints.....1 quart 4 pecks.....1 bushel
8 quarts.....1 peck 36 bushels, 1 chaldron

LIQUID MEASURE

4 gills.....1 pint 31¹/₂ gallons..1 barrel
2 pints.....1 quart 2 barrels..1 hogshead
4 quarts.....1 gallon

LONG MEASURE

12 inches.....1 foot 40 rods.....1 furlong
3 feet.....1 yard 8 furlongs, 1 sta. mile
5¹/₂ yards.....1 rod 3 miles.....1 league

CLOTH MEASURE

2¹/₄ inches.....1 nail 4 quarters....1 yard
4 nails.....1 quarter

SQUARE MEASURE

144 sq. inches, 1 sq. ft. 40 sq. rods....1 rood
9 sq. ft....1 sq. yard 4 roods.....1 acre
30¹/₄ sq. yds., 1 sq. rod 640 acres..1 sq. mile

SURVEYOR'S MEASURE

7.92 inches=1 link 4 rods=1 chain
25 links=1 rod
10 square chains or 160 sq. rods=1 acre
640 acres=1 square mile
36 sq. miles 6 miles sq.=1 township

CUBIC MEASURE

1.728 cubic inches=1 cubic foot
128 cubic feet=1 cord wood
27 cu. ft.=1 cu. yard. 40 cu. ft.=1 ton shpg.
2,150.42 cubic inches=1 standard bushel
268.8 cubic inches=1 standard gallon dry
231 cubic inches=1 standard gallon liquid
1 cubic foot=about four-fifths of a bushel
1 Perch=A mass 16¹/₂ ft. long, 1 ft. high and 1¹/₂ ft. wide, containing 24³/₄ cubic feet.

METRIC EQUIVALENTS Linear Measure

1 centimeter=0.3937 in. 1 in.=2.54 centimeters
1 decimeter=3.937 in. 1 foot=3.048 decimeter.
1 meter=39.37 in.=1.0936 yards. 1 yard=0.9144 meter.
1 dekameter=1.9884 rods. 1 rod=0.5029 deka.
1 kilometer=0.62137 mile. 1 mile=1.6093 kilo.

SQUARE MEASURE

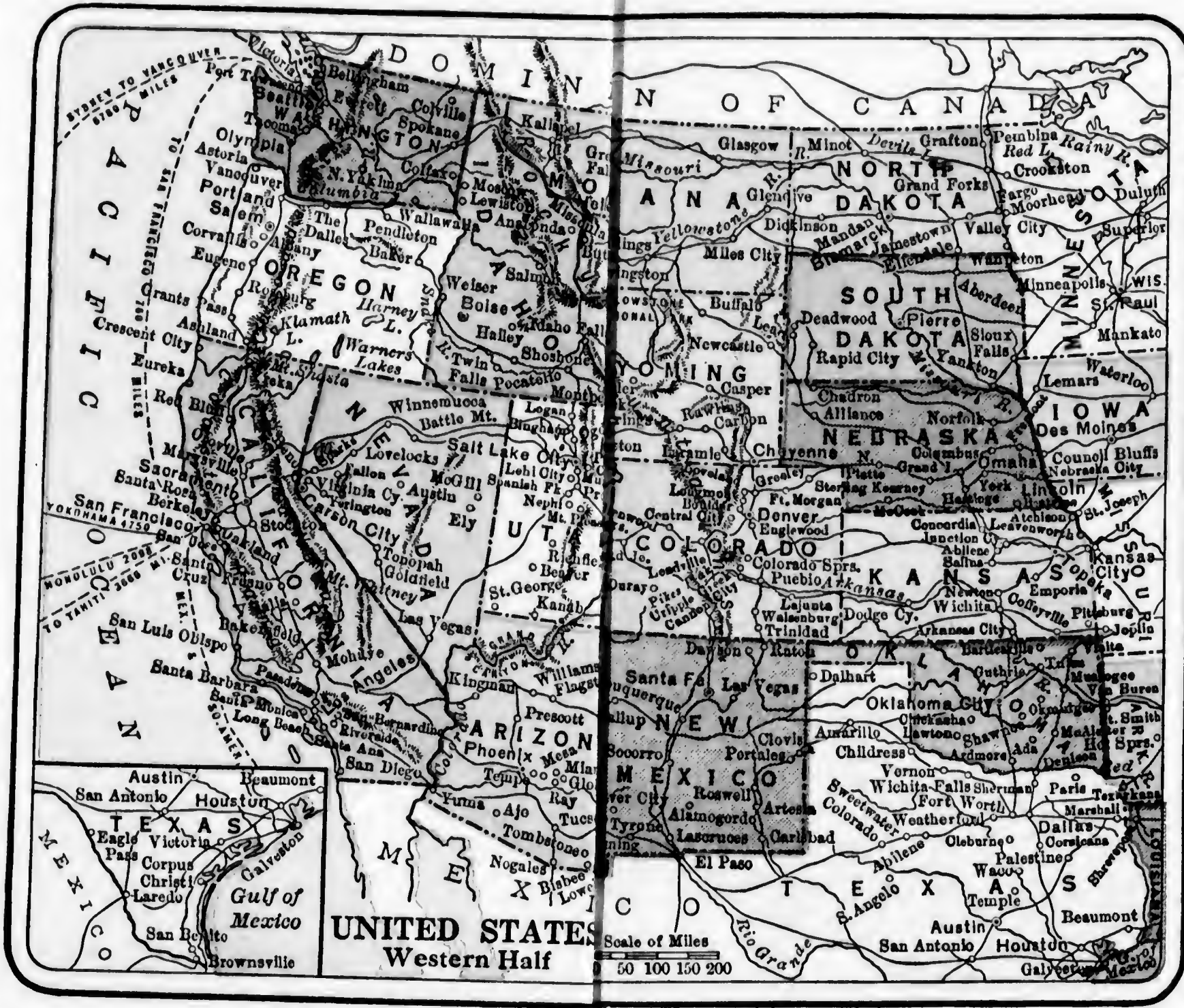
1 sq. centimeter=0.1550 square inches. 1 sq. inch=6.452 sq. centimeters.
1 sq. decimeter=0.1076 square feet. 1 sq. ft.=9.2903 sq. decimeters.
1 sq. meter=1.196 sq. yd. 1 sq. yd.=0.8361 sq. m.
1 acre=3.954 sq. rods. 1 sq. rod=0.2529 acre.
1 hektar=2.47 acres. 1 acre=0.4047 hektar.
1 sq. kilometer=0.386 sq. m. 1 sq. meter=2.59 sq. kilometers.

WEIGHTS

1 gram=0.03527 ounce. 1 ounce=28.35 grams.
1 kilogram=2.204622 lbs. 1 lb.=0.4536 kilogram.
1 metric ton=0.9342 English ton. 1 English ton=1.0160 metric ton.

APPROXIMATE METRIC EQUIVALENTS

1 decimeter=4 inches 1 liter= } 1.06 qt. liquid
1 meter=1.1 yards. } 0.9 qt. dry
1 kilometer=3/4 of mile 1 hektoliter=2.8 bu.
1 hektare=2¹/₂ acres 1 kilogram=2.2 lbs.
1 stere. or cu. meter=1/4 of a cord 1 metric ton=2,200 lbs.



SYDNEY TO VANCOUVER
6180 MILES

PACIFIC
TO SAN FRANCISCO
100 MILES

YOKOHAMA 4750
MONOLULU 2000
TO TAHITI 3600

Austin
San Antonio
Houston
Beaumont
Galveston
Gulf of Mexico
San Benito
Brownsville

UNITED STATES
Western Half

Scale of Miles
50 100 150 200





AFRICA
with parts of
EUROPE and ASIA

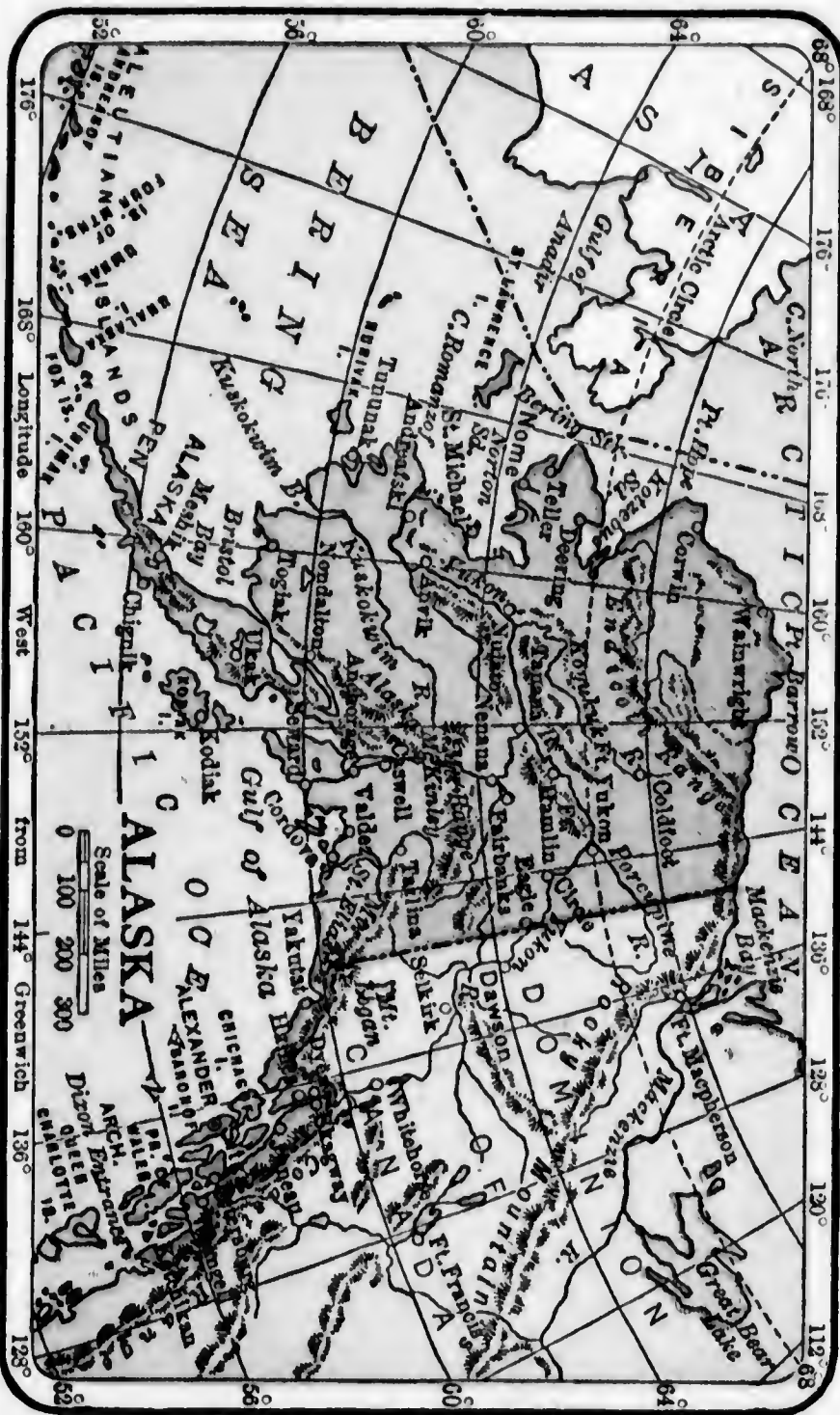
— Railroads - - - Steamship Lines
Distances in Nautical Miles

Longitude 20° West 0° Longitude 20° East 40°

Scale of Miles on Parallels



CAPE TOWN TO FRENCH FRIGATE SHOALS 4710 MILES
from 60° Greenwich 80° 100°



MEMORANDA

Miss Mary. Asher
 70 Mrs. E. Regald
 328 Mango Promenade
 West Palm Beach, Florida.

Revised: HA 6-3959

JANUARY 1939

Sunday 1 *Jodi*

New Year's Day

Monday 2

Tuesday 3

Wednesday 4

JANUARY 1939

Thursday 5 *also in 59*

Friday 6 712°) 2⁰⁰
Del-ni, m, m, 6, h-200 h.
6:30: Grand Illusion
h m (-.0!)

Saturday 7
h m 9²¹ - h 600 L - 1052 72/Jan.

D-100.

Memoranda

JANUARY 1939

Sunday 8


Monday 9

Tuesday 10

Wednesday 11

JANUARY 1939

Thursday 12

12°  2-
24 - for; CPW p 24 in 2/6 r.

Friday 13 29 Co 04 (69)

Saturday 14

Memoranda

JANUARY 1939

Sunday 15

Monday 16

Tuesday 17

Wednesday 18

J. W. B.

J. W.

JANUARY 1939

Thursday 19

Friday 20

Saturday 21

Memoranda

JANUARY 1939

Sunday 22

Monday 23

Tuesday 24

Halla.

10° Pymation - 12 - 20 ybe - 12.
br.

Wednesday 25

230 - "Rindertochter Holiday".
530 end.
740 p.

JANUARY 1939

Thursday 26

Elis. Mackert ? - 20.5

Friday 27

25. 2. 1. 2. 2.
100 (F); 117 (F); 100, we bus.

Saturday 28

Elis. Mackert 33

Memoranda *Jan. 25, 39*
Laskoff - # 92 332 (2)
92 333
92 334 NR. 106

JANUARY 1939

Sunday 29

Monday 30

Tuesday 31

Wednesday 1

FEBRUARY

Handwritten notes: 2/1; 4/6
Handwritten notes: 72: 1/2

~~530~~

Handwritten mark: ∅.

FEBRUARY 1939

Thursday 2

Handwritten: 1.

Handwritten: Rev: 200 - ewt.

Friday 3

Handwritten: 30

Handwritten: 333 / 1000; 5000.!

Saturday 4

Handwritten: 30

Handwritten: ∅.

Memoranda

FEBRUARY 1939

Sunday 5

3 1/2 0

Monday 6

diso.

ms. v. cc.

5 0 (ms # 3) (cc = v. v. v.)

Tuesday 7

ms. for v. g. v. v.

3 0

Wednesday 8

-

FEBRUARY 1939

Thursday 9 list Schaff 12 - Lanny

cc 7 0 2 0

Friday 10

2 0

ms. v. 12. /
ms. v. Schaff 12, v. v. (t. v. v.), cut, c. v. v.
Saturday 11 range 96.

4 0

Memoranda

FEBRUARY 1939

Sunday 12

Lincoln's Birthday

1 1/2 d
d Dramatic School
d Duke of West Point (2A)

Monday 13

4 d (126 = 3 d)

d cc.

Tuesday 14

2 d
33 d

Wednesday 15 Plains Market 37

3 12 d m - 2 A m j h - B -
4 37 d h - r.
9 d.

FEBRUARY 1939

Thursday 16

10 42 E 7 20.

Friday 17

Saturday 18

Memoranda

The University of the State of N.J.
The State Education Department
Albany, N.J.

FEBRUARY 1939

Sunday 26

Monday 27

Tuesday 28

9:30 *[handwritten]*
12:30 *[handwritten]*
~~3:30 *[handwritten]*~~

Wednesday 1

MARCH

8:30 *[handwritten]*

[handwritten]

MARCH 1939

Thursday 2

Friday 3

Saturday 4

[handwritten]

[handwritten]

Memoranda

[handwritten]

MARCH 1939

Sunday 19

Monday 20

Tuesday 21

8:00 1/2 pt. Blonde Marie (2 m.)

Wednesday 22

10:30 - 11:30
2.30 Ballet Russe
5.30 22 m. (Halsey 3-5382)
6.15
8.15 10:15

On, etc, etc.

MARCH 1939

Thursday 23

Friday 24

Saturday 25

Memoranda

W: 2 pt, 16 (2st old). c. - 5 gm.

Inle.

3 1/2 pt (2st old) 5 gm.

APRIL 1939

Sunday 9

Easter Sunday

35° h 8 12 4 3 (f. 37 W.)
20-50.

Monday 10

Tuesday 11

29 80.
1° 24 2 cc - 20 f. 12
4 30 h 8

Wednesday 12

Killy.

star.

APRIL 1939

Thursday 13

845 p.m.

Friday 14

Saturday 15

Memoranda

APRIL 1939

Sunday 16

from - wh - run a.

Monday 17

then 11.

red.

Tuesday 18

a.m.

✓ 20 for 2-8-70.

Wednesday 19

APRIL 1939

Thursday 20

the 2 CRT - by - 2cc 1/2
- 2 ml le - mag of ft.
work: st.
7. ✓ 1/2 by 100. R run -
11 45 p.

Friday 21

12 1/2 hrs at 100.
6 or 10 v.

Saturday 22

from - 100 run.

Memoranda

2-10-1939

APRIL 1939

Sunday 23

les - 2 cc - h 2 l

Monday 24

Tuesday 25

les.

Wednesday 26

T. Lisa.

S. G.

APRIL 1939

Thursday 27

Friday 28

les - 2 cc - h 2 l
les - h 2 l
630 e - 5 + 10
945 am

Saturday 29

Memoranda

W. J. M.

APRIL 1939

Sunday 30

exp. Kochen - (C. C. K. y. f. d.)
4-3 6° gym 20. cb - R - d. p.
C. H. - G. v. d.

Monday 1

MAY

9° ebe 22 v. o. f., 22 c.

18th: As en, the en, w. - the 20th.

Tuesday 2

Wednesday 3

MAY 1939

Thursday 4

Freddy 37 (R. o. 20 g. 1/4)

Friday 5

Hans Feibelmann 97

b. m.

Saturday 6

Memoranda

MAY 1939

Sunday 7

Monday 8

'Love Affair' (two v. v. e.)
2 hr.

Tuesday 9

Teddy 07 (✓ v. l. f.)
Mosruel - Cotton Club 2 rev.

EW: W.

Wednesday 10

MAY 1939

Thursday 11

Friday 12

10³⁰ ✓ - 10⁴² ✓ 2/5 m.
5²⁶ ✓ - 5+10 - 6³⁰ R ✓ -
7³⁰ ✓ - 10°.

Saturday 13

Memoranda

MAY 1939

Sunday 14

Monday 15

7⁴⁵ cc (We (m)) - 9⁰ by G.
9¹⁵ cc - 10²⁰.

Tuesday 16

The Story of Treneabrown Castle.

Wednesday 17

29 m.

MAY 1939

Thursday 18

Friday 19

11⁰ e lo - 10⁰ - 20²⁰ - cc
- 10⁰ by G.
10⁰ by G.

Saturday 20

Peggy.

20: 20 - G.

Memoranda

MAY 1939

Sunday 21

Monday 22

~~to the~~
8:15 ~~to~~ - 10:15.

cc, Ocho, An.

Tuesday 23

8-4 to L-r-n.
10:15 - 11:45 - 2:30, 1:00
L-r-n - 12:45 - 1:30
1:30 - 2:15 - 1:30
9:00 - 10:15 - 10:30 - 10:45; 10:30 p.
1:30 - 1:45, 1:45 - 2:00.

Wednesday 24

to W, An.

MAY 1939

Thursday 25

Friday 26

Saturday 27

10:30 - 11:30 W r r.
3:30, 4:00, 4:30, 5:00; 1:30 p.

Memoranda

MAY 1939

Sunday 28

66 h S: 1 m, w d, w b, h o.

Monday 29

Tuesday 30

Memorial Day

40 "Dark Victory"

Wednesday 31

1100 h m - w d - r
w a z u - w d (Ling z u!)

JUNE 1939

Thursday 1

Friday 2

8° w d 186 - - w R .
90° j o w - 120°

Saturday 3 T. Muta

Memoranda

JUNE 1939

Sunday 4 *Tau-Tau (Coy-Tau)*

Monday 5

7° / 120 / 200 - 1030.

Tuesday 6

7, 10, 11 - 125, 130, 140.
Wednesday 7 *Hummaric Barber*

JUNE 1939

Thursday 8

8 - 10 - 12 - 14 - 16 - 18 - 20 - 22 - 24 - 26 - 28 - 30 - 32 - 34 - 36 - 38 - 40 - 42 - 44 - 46 - 48 - 50 - 52 - 54 - 56 - 58 - 60 - 62 - 64 - 66 - 68 - 70 - 72 - 74 - 76 - 78 - 80 - 82 - 84 - 86 - 88 - 90 - 92 - 94 - 96 - 98 - 100.
by re - 10 - 12 - 14 - 16 - 18 - 20 - 22 - 24 - 26 - 28 - 30 - 32 - 34 - 36 - 38 - 40 - 42 - 44 - 46 - 48 - 50 - 52 - 54 - 56 - 58 - 60 - 62 - 64 - 66 - 68 - 70 - 72 - 74 - 76 - 78 - 80 - 82 - 84 - 86 - 88 - 90 - 92 - 94 - 96 - 98 - 100.
1030 Eng.

Friday 9

Saturday 10

Memoranda

JUNE 1939

Sunday 11

Monday 12

W: n. - 20. - W₁ n. i.

Tuesday 13

Wednesday 14

Sylvia

JUNE 1939

Thursday 15

Friday 16

Saturday 17

"Stolen Life" 2 L - h.

Memoranda

JUNE 1939

Sunday 18

Monday 19

Voyage

Tuesday 20

"Little Women" - "Misleading Lady"

Wednesday 21

b & r.

JUNE 1939

Thursday 22

W. W. W.

Withering Heights 20

Friday 23

Saturday 24

Memoranda

JUNE 1939

Sunday 25

V. 12.

Monday 26

Handwritten notes on the left margin of Monday 26.

Tuesday 27

2:15 - 4:30 - 1.

Handwritten notes on the left margin of Tuesday 27.

Wednesday 28

11:30 k. ...
L - - / - ...
L - - h ...

JUNE 1939

Thursday 29 Peter

Friday 30

Handwritten note on the right margin of Friday 30.

Saturday 1

JULY

Handwritten note on Saturday 1.

Handwritten notes on the right margin of Saturday 1.

Memoranda
Rentenversicherungs-Kasse
V.V.a. B., g.v.
Berlin W 35, Dützowufer 18.
54.-

JULY 1939

Sunday 9

Monday 10

* Blisdesa 39
(23rd July)

Tuesday 11

Wednesday 12

Kutti Gissen

(Handwritten notes)
A (re) - ...
20 ...
(W) ...
37 ...

JULY 1939

Thursday 13

Friday 14

7^o 2^o 2^o - ...
"The man in the Iron mask".
(W 34).

Saturday 15

ed. - cc. glw.

R. J. 06 (re)

Memoranda

JULY 1939

Sunday 16

Monday 17

Tuesday 18

W, but los, was - v. ed.

Wednesday 19

Mama Simon

*10¹⁵ 11¹⁵ Adv } 125 - 730.
8° 2y 3.*

JULY 1939

Thursday 20

Friday 21 *Mrs. Krigeman?*

9¹⁵ 2y 2R p.

Saturday 22

Memoranda

W.

JULY 1939

Sunday 23

O. J. L.

Monday 24

7⁰⁰ 2⁰⁰ - to 2⁰⁰ (7⁰⁰ Jul) -
9¹⁵ Good-bye, Mr. Chapin.

Tuesday 25 *Turner's dohysit 37*

5:00, 12:00.

Wednesday 26

4³⁰ 4³⁰ - 7⁰⁰ (x) 12:00
5⁴⁵ 5⁴⁵ - 9¹⁵ 9¹⁵.

JULY 1939

Thursday 27

2⁰⁰ 2⁰⁰.

Friday 28

6⁰⁰ 6⁰⁰.

Saturday 29

Memoranda

JULY 1939

Sunday 30

Monday 31

7° 22 1/2 - ~~long of - 10 v 26~~
Blind alley's invitation
to Happiness (29 v)
or 223.

Tuesday 1

AUGUST

~~Georgepen Lohenberg 56~~

Wednesday 2

~~W/S~~ 11° 4 - ~~en v~~
to 26 2/8.

AUGUST 1939

Thursday 3

Friday 4

8° 1/2 - lo
"Stanley & Livingstone"

Saturday 5

Memoranda

AUGUST 1939

Sunday 6 *Cedille 97*

Monday 7 *Ad. sub. 4800*
Marion

Tuesday 8

Wednesday 9

2900 - 11° 2/2m - 6²⁷.
7¹⁵ - 6 - 7060 70 - 3/2
11³⁰.

AUGUST 1939

Thursday 10

Friday 11

Saturday 12

Memoranda

4800.

AUGUST 1939

Sunday 20

Monday 21

to Caro

Tuesday 22

bleo

Wednesday 23

*L - 12.30 on to ...
3.0 ... - 4.0 Bachelor with ...
6.30 ... - 7.0 ...
9.40 The Old Maid*

AUGUST 1939

Thursday 24

Friday 25

School

Saturday 26

8.11 - ...

Memoranda

AUGUST 1939

Sunday 27

Monday 28

Tuesday 29

07⁴⁵ / 2y - 11.30.

Wednesday 30

AUGUST 1939

Thursday 31

11.30 *ent. 2nd st.*
2.40 Philadelphia Story - JH
3.70 "Fifth Ave. Girl"
10° *to Lew 2 2nd - 12.45*

Friday 1

SEPTEMBER

60° *to 2nd, 2nd, 2nd - 10¹⁵ p.m.*

Saturday 2

to 2nd.

Memoranda

SEPTEMBER 1939

Sunday 3

• 3° 2nd set of eggs - 5°
6 E.

Monday 4

• Labor Day

Tuesday 5

Wednesday 6

• 6 - 2nd set -
2nd " Modern 16" - Life dances on
Bean Geste 2nd 1/2 rd.

SEPTEMBER 1939

Thursday 7

Wet 1/2.

Core 1/2

Friday 8 Praguera 11

Saturday 9

Memoranda

V. A.

SEPTEMBER 1939

Sunday 10

Monday 11

7° & mist.

Tuesday 12

Wednesday 13

Went to school.

SEPTEMBER 1939

Thursday 14

to 2 ~ out ~ left.

Friday 15



Saturday 16

Memoranda

2 ft. in!

SEPTEMBER 1939

Sunday 17

9 a.m. to 6¹².
38 26¹² - 11 30.

Monday 18

Tuesday 19

Wednesday 20

to Cal.

to Cal. - 1.30 to Cal. 1 h. 30.
up to - 10.30: here, w. no. 2
with cable, no. 4, 5, 6, 7, 8, 9, 10, 11, 12, 13, 14, 15, 16, 17, 18, 19, 20, 21, 22, 23, 24, 25, 26, 27, 28, 29, 30, 31, 32, 33, 34, 35, 36, 37, 38, 39, 40, 41, 42, 43, 44, 45, 46, 47, 48, 49, 50, 51, 52, 53, 54, 55, 56, 57, 58, 59, 60, 61, 62, 63, 64, 65, 66, 67, 68, 69, 70, 71, 72, 73, 74, 75, 76, 77, 78, 79, 80, 81, 82, 83, 84, 85, 86, 87, 88, 89, 90, 91, 92, 93, 94, 95, 96, 97, 98, 99, 100.

SEPTEMBER 1939

Thursday 21

Friday 22

to Cal!

10⁰⁰ by 5 p.m. - 5 - 6e.

Saturday 23

Memoranda

SEPTEMBER 1939

Sunday 24 *Filenes Hochzeitstag*
1938.0

8:30 *Lehrer* 8:00 - 11 p.m.

Monday 25

Lehrer (Wieder) 20 (W); 20. cc.

Tuesday 26

Wednesday 27

10:45 p.m. - 6
y - *Muse Edith Cavell.*

SEPTEMBER 1939

Thursday 28 *Ob. n. p.*

Friday 29 *Fritz.*

20.1 - 20.1 p.m.

Saturday 30 *Schünde 20*
Musikanten Hochzeit 37

20.1 - 20.1 p.m.

Memoranda

OCTOBER 1939

• Sunday 1

20/17.

• Monday 2

• Tuesday 3

• Wednesday 4 *Hilene*

OCTOBER 1939

Thursday 5

7.30 Nfe 690 seeds (146-)

Friday 6 *T. Betty.*

Saturday 7

Memoranda

OCTOBER 1939

Sunday 8

10.30 to 11 - 10.21.
"Daughters Courageous" &
Hell's Kitchen.

Monday 9

✓ 210 2 hrs (elg)

2; 10-cc.

Tuesday 10 Otto R. - Emma Klopfer

Wednesday 11

B - 2 hrs for Lee.
12° J. - 11.45
2.45 See my diary
5.45 J. - 1.57

OCTOBER 1939

Thursday 12

~~Account other 13.7~~

Friday 13

Naomi 36 n.v.

Saturday 14

7° J. - 2 hrs, Lee.

Memoranda

OCTOBER 1939

Sunday 15

Monday 16 *an Com (K-26)*

Tuesday 17

Wednesday 18
*1115) *an* - *sl* / *pr*.*

OCTOBER 1939

Thursday 19

*2 cc. K-20 - *ve* *u*.
No *id* - *no* *mb*.
6°) 20/ - 3; 10° *e* *r* *y* |.*

Friday 20 *hita*.

Saturday 21 *colf*.

Memoranda

OCTOBER 1939

Sunday 22 Roman Falpins 38

Monday 23 e 10

Tuesday 24 *W, N*
Tri. (!)

Wednesday 25

2000 ft - 12° C
W. - 1000 ft - 8° C
2700 ft - 10° C
2900 ft - 12° C

OCTOBER 1939

Thursday 26

Friday 27 *Sh ~ 7 A.*

Saturday 28 *2000 ft*
W. - 1000 ft

Memoranda

OCTOBER 1939

• Sunday 29

22-10

• Monday 30

23-10

• Tuesday 31

✓

• Wednesday 1

NOVEMBER

NOVEMBER 1939

Thursday 2

T. Suis

Friday 3

Maria

24-11-39

8° 2P (G... 24-11-39)

Saturday 4

Memoranda

NOVEMBER 1939

Sunday 5

11³⁰ Mr. Smith goes to Washington
3⁰⁰ - 3³⁰ 2⁰⁰ 16⁰⁰
0 - 7⁰⁰ Runs along the Mohawk?
3 11⁰⁰ 3.

Monday 6

Tuesday 7

Wednesday 8

8³⁰ Mr. & wife.

NOVEMBER 1939

Thursday 9

Friday 10

1⁰⁰ 2⁰⁰ n

Saturday 11

11⁰⁰ Mr. & wife.
1⁰⁰ to 3⁰⁰ (by 4³⁰) 2³⁰ 8⁰⁰ -
3³⁰ - 6⁰⁰ - 7⁰⁰ - 8⁰⁰ -
5⁰⁰ - 10⁰⁰ - 11⁰⁰ -
10⁰⁰ p.

Memoranda

NOVEMBER 1939

Sunday 12

W-L

Monday 13

(207172)

8:30 AM: e l p, e l v, e - u n
e n f u ; e n c o - 11:30 3

Tuesday 14

Wednesday 15

NOVEMBER 1939

Thursday 16

Friday 17

2070 2071 to p h 11°-12°

8° e l p n - 10:30
9° e l p : n n w, d u b - v l y

Saturday 18

2070 2071 to p h 11°-12°
8° e l p n - 10:30
9° e l p : n n w, d u b - v l y

Memoranda

g.

NOVEMBER 1939

Sunday 19

Monday 20

7⁰⁰ 21 / 20 - 10°.

Tuesday 21

Moser W X

Wednesday 22 7 A 1874 (pm)

2 who S: 2:10 A - B -
4° 2 S - CR - 6°
7³⁰ Minotilka (unz); 223.
-a (2 2 1/2 ...)

NOVEMBER 1939

Thursday 23

Thanksgiving

RA cc, h-w R copl.

Friday 24

1° 20 m.

W. H. d. ...

...: w.

Saturday 25

Memoranda

dentist!

NOVEMBER 1939

Sunday 26

10:00 - 2 hrs. empty

Monday 27

6 v 20

Tuesday 28

Wednesday 29

NOVEMBER 1939

Thursday 30

Thanksgiving Day

20 v 20
6 hrs no work

25

Friday 1

DECEMBER

10:00 n.

was 7 hrs. work

Saturday 2

1:30 e 20

Memoranda

DECEMBER 1939

Sunday 3

10³⁰ 2 y, w, w, w, w - pl 425
5 - 6° - w, w, w, w
8³⁰ - 7¹¹° w, w, w.

Monday 4 *Vizzini* - July 38

Tuesday 5

Wednesday 6

10⁵² 2 y, w, w, w - 425
5° 2' - 6° (2 y, w, w, w)
7¹⁵ - 7¹⁵ - w, w, w
Destry rides again - 2 w, w, w

DECEMBER 1939

Thursday 7

10²⁹ n.

Friday 8

9³⁰ s - fe 1 y

2 y, w, w, w, w, n - b.

Saturday 9

Memoranda

DECEMBER 1939

Sunday 10

1st - 2nd - 1st - 1st.

Monday 11

Tuesday 12

Wednesday 13

br. - 1st.

DECEMBER 1939

Thursday 14

Friday 15

Saturday 16

Memoranda

DECEMBER 1939

Sunday 17

Monday 18

Tuesday 19

Wednesday 20

11:30 - 7 p.m.
W. H. 2y 9:30 - 12:00.
0

DECEMBER 1939

Thursday 21 *T. lin*

Friday 22

sp, ee.

Saturday 23

Memoranda

DECEMBER 1939

Sunday 24

40 Jb m) cable - 11°.
by 2.30 a.m. - M.A.

Monday 25 Anita Becker

Christmas Day

1° ice

Tuesday 26

12° - 2° no - daily.

Wednesday 27

1° ice
76 y ~ lo
9-10.00 a.m., y ~ m.

DECEMBER 1939

Thursday 28

120 2 lvs on - was 2 lvs on 4 l.
6 2 lvs (no M) re 10.

Friday 29

229 lvs.
300 ~ 200 yd. - no ches.

Saturday 30

T. Emma 67

Memoranda

DECEMBER 1939

Sunday 31

John R. M. L.

ADDRESSES

ju : 52 W. 70 (V. 1000)
 54 W. 88 (28) 2nd
 46 W. 89 (21 20) 2nd - 2500

CALENDAR 1938

JANUARY						
S	M	T	W	T	F	S
..	1
2	3	4	5	6	7	8
9	10	11	12	13	14	15
16	17	18	19	20	21	22
23	24	25	26	27	28	29
30	31

FEBRUARY						
S	M	T	W	T	F	S
..	..	1	2	3	4	5
6	7	8	9	10	11	12
13	14	15	16	17	18	19
20	21	22	23	24	25	26
27	28

MARCH						
S	M	T	W	T	F	S
..	..	1	2	3	4	5
6	7	8	9	10	11	12
13	14	15	16	17	18	19
20	21	22	23	24	25	26
27	28	29	30	31

APRIL						
S	M	T	W	T	F	S
..	1	2
3	4	5	6	7	8	9
10	11	12	13	14	15	16
17	18	19	20	21	22	23
24	25	26	27	28	29	30
..

MAY						
S	M	T	W	T	F	S
1	2	3	4	5	6	7
8	9	10	11	12	13	14
15	16	17	18	19	20	21
22	23	24	25	26	27	28
29	30	31
..

JUNE						
S	M	T	W	T	F	S
..	1	2	3	4
5	6	7	8	9	10	11
12	13	14	15	16	17	18
19	20	21	22	23	24	25
26	27	28	29	30

JULY						
S	M	T	W	T	F	S
..	1	2
3	4	5	6	7	8	9
10	11	12	13	14	15	16
17	18	19	20	21	22	23
24	25	26	27	28	29	30
31

AUGUST						
S	M	T	W	T	F	S
..	1	2	3	4	5	6
7	8	9	10	11	12	13
14	15	16	17	18	19	20
21	22	23	24	25	26	27
28	29	30	31

SEPTEMBER						
S	M	T	W	T	F	S
..	1	2	3
4	5	6	7	8	9	10
11	12	13	14	15	16	17
18	19	20	21	22	23	24
25	26	27	28	29	30	..

OCTOBER						
S	M	T	W	T	F	S
..	1
2	3	4	5	6	7	8
9	10	11	12	13	14	15
16	17	18	19	20	21	22
23	24	25	26	27	28	29
30	31

NOVEMBER						
S	M	T	W	T	F	S
..	..	1	2	3	4	5
6	7	8	9	10	11	12
13	14	15	16	17	18	19
20	21	22	23	24	25	26
27	28	29	30
..

DECEMBER						
S	M	T	W	T	F	S
..	1	2	3
4	5	6	7	8	9	10
11	12	13	14	15	16	17
18	19	20	21	22	23	24
25	26	27	28	29	30	31

CALENDAR 1940

JANUARY						
S	M	T	W	T	F	S
..	1	2	3	4	5	6
7	8	9	10	11	12	13
14	15	16	17	18	19	20
21	22	23	24	25	26	27
28	29	30	31

FEBRUARY						
S	M	T	W	T	F	S
..	1	2	3
4	5	6	7	8	9	10
11	12	13	14	15	16	17
18	19	20	21	22	23	24
25	26	27	28	29

MARCH						
S	M	T	W	T	F	S
..	1	2
3	4	5	6	7	8	9
10	11	12	13	14	15	16
17	18	19	20	21	22	23
24	25	26	27	28	29	30
31

APRIL						
S	M	T	W	T	F	S
..	1	2	3	4	5	6
7	8	9	10	11	12	13
14	15	16	17	18	19	20
21	22	23	24	25	26	27
28	29	30

MAY						
S	M	T	W	T	F	S
..	1	2	3	4
5	6	7	8	9	10	11
12	13	14	15	16	17	18
19	20	21	22	23	24	25
26	27	28	29	30	31	..

JUNE						
S	M	T	W	T	F	S
..	1
2	3	4	5	6	7	8
9	10	11	12	13	14	15
16	17	18	19	20	21	22
23	24	25	26	27	28	29
30

JULY						
S	M	T	W	T	F	S
..	1	2	3	4	5	6
7	8	9	10	11	12	13
14	15	16	17	18	19	20
21	22	23	24	25	26	27
28	29	30	31

AUGUST						
S	M	T	W	T	F	S
..	1	2	3
4	5	6	7	8	9	10
11	12	13	14	15	16	17
18	19	20	21	22	23	24
25	26	27	28	29	30	31

SEPTEMBER						
S	M	T	W	T	F	S
1	2	3	4	5	6	7
8	9	10	11	12	13	14
15	16	17	18	19	20	21
22	23	24	25	26	27	28
29	30

OCTOBER						
S	M	T	W	T	F	S
..	..	1	2	3	4	5
6	7	8	9	10	11	12
13	14	15	16	17	18	19
20	21	22	23	24	25	26
27	28	29	30	31

NOVEMBER						
S	M	T	W	T	F	S
..	1	2
3	4	5	6	7	8	9
10	11	12	13	14	15	16
17	18	19	20	21	22	23
24	25	26	27	28	29	30

DECEMBER						
S	M	T	W	T	F	S
..	1
2	3	4	5	6	7	8
9	10	11	12	13	14	15
16	17	18	19	20	21	22
23	24	25	26	27	28	29
30	31



LOTTIE ENGEL

18: cells (of 20)
at 2 of 14 x 24"
- 5.67 ucc'o

2. ✓
w (ep)

go of
w/one

~~w/one~~

no l (e) - foot

~~low~~

~~on l (e) by 1.5~~

✓ 50 l (e) 6.75

2 feet

✓	1.5
✓	6.75
✓	6.75

10-11-20

$17\frac{1}{2} \times 12$	17×17	
18×12 (6)	17×17	36×12
17×12 (6)	17×17 (1)	34×12
18×12 (6)	14×14	35×12
$17 \times 10\frac{1}{2}$	$13\frac{3}{4} \times 13\frac{3}{4}$	$14\frac{1}{2} \times 44$
$17\frac{1}{4} \times 11\frac{1}{2}$		
$19\frac{1}{4} \times 13\frac{1}{2}$ (2)	$12 \times 7\frac{1}{2}$	
23×15	$11\frac{1}{4} \times 11\frac{1}{4}$	

7 50 25

~~1000, 1000, 1000, 1000~~

~~1000, 1000, 1000, 1000~~

~~1000~~

~~1000, 1000, 1000, 1000~~

~~1000, 1000, 1000, 1000~~

1000

1940

CALENDAR 1940

JANUARY							JULY						
S	M	T	W	T	F	S	S	M	T	W	T	F	S
....	1	2	3	4	5	6	1	2	3	4	5	6
7	8	9	10	11	12	13	7	8	9	10	11	12	13
14	15	16	17	18	19	20	14	15	16	17	18	19	20
21	22	23	24	25	26	27	21	22	23	24	25	26	27
28	29	30	31	28	29	30	31

FEBRUARY							AUGUST						
S	M	T	W	T	F	S	S	M	T	W	T	F	S
....	1	2	3	1	2	3
4	5	6	7	8	9	10	4	5	6	7	8	9	10
11	12	13	14	15	16	17	11	12	13	14	15	16	17
18	19	20	21	22	23	24	18	19	20	21	22	23	24
25	26	27	28	29	25	26	27	28	29	30	31

MARCH							SEPTEMBER						
S	M	T	W	T	F	S	S	M	T	W	T	F	S
....	1	2	1	2	3	4	5	6	7
3	4	5	6	7	8	9	8	9	10	11	12	13	14
10	11	12	13	14	15	16	15	16	17	18	19	20	21
17	18	19	20	21	22	23	22	23	24	25	26	27	28
24	25	26	27	28	29	30	29	30
31

APRIL							OCTOBER						
S	M	T	W	T	F	S	S	M	T	W	T	F	S
....	1	2	3	4	5	6	1	2	3	4	5
7	8	9	10	11	12	13	6	7	8	9	10	11	12
14	15	16	17	18	19	20	13	14	15	16	17	18	19
21	22	23	24	25	26	27	20	21	22	23	24	25	26
28	29	30	27	28	29	30	31

MAY							NOVEMBER						
S	M	T	W	T	F	S	S	M	T	W	T	F	S
....	1	2	3	4	1	2
5	6	7	8	9	10	11	3	4	5	6	7	8	9
12	13	14	15	16	17	18	10	11	12	13	14	15	16
19	20	21	22	23	24	25	17	18	19	20	21	22	23
26	27	28	29	30	31	24	25	26	27	28	29	30

JUNE							DECEMBER						
S	M	T	W	T	F	S	S	M	T	W	T	F	S
....	1	1	2	3	4	5	6	7
2	3	4	5	6	7	8	8	9	10	11	12	13	14
9	10	11	12	13	14	15	15	16	17	18	19	20	21
16	17	18	19	20	21	22	22	23	24	25	26	27	28
23	24	25	26	27	28	29	29	30	31
30

Marquette
**JUNIOR
 DIARY**

for
1940

With
 WORLD MAPS
 PERSONAL CASH ACCOUNT
 POPULATION OF CITIES
 and
 Other Valuable Information

Published Annually

THE PULLMAN COMPANY—Passenger's
 Check. To identify accommodations purchased.

MIAMI to NEW YORK, N. Y.

TRAIN	LOWER BERTH	CAR
110 P _M	7	B34

Property taken into car will be entirely at owner's risk

OFFICE 21-99 FORM 13 \$10.25

1 2 2498
 PERSONS

IDENTIFICATION

Name LOTTIE ENGEL

Address 330 E. 43 St., N.Y.C.

Apt. 601

Tel. No. Murray Hill 6-7576

In Case of Accident or Serious Illness, Please

Notify by Telegraph or Telephone.....

Mrs. Gerda Blain, 68 Ely Place

East Orange N.J.

Orange 5-4062

PERSONAL

Soc. Sec. No.....

Size of Hat 2 1/2 Collar.....

Size of Shirt..... Sleeve Length.....

Size of Gloves 7 Shoes 7 1/2 C

Make of Watch..... { No. of Case.....
No. of Works.....

My Height is.....ft.....in.

My Average Weight is 125.....

Alien Reg. # 2212005

AUTOMOBILE DESCRIPTION

Make.....

Body Type.....

Engine No..... Serial No.....

Title No..... Weight.....

H. P..... Year.....

License No..... State.....

My Driver's License No. is.....

Name of Insurance Co. or Agency:

Individual Markings.....

Special Equipment.....

STATES AND THEIR CAPITALS

State	Census 1930	Capital	Admitted to Union
Alabama.....	2,646,248	Montgomery	Dec. 14, 1819
Arizona.....	435,573	Phoenix	Feb. 14, 1912
Arkansas.....	1,854,482	Little Rock	June 15, 1836
California.....	5,677,251	Sacramento	Sept. 9, 1850
Colorado.....	1,035,791	Denver	Aug. 1, 1876
Connecticut.....	1,606,903	Hartford	Jan. 9, 1788
Delaware.....	238,380	Dover	Dec. 7, 1787
Florida.....	1,468,211	Tallahassee	Mar. 3, 1845
Georgia.....	2,908,506	Atlanta	Jan. 2, 1788
Idaho.....	445,032	Boise	July 3, 1890
Illinois.....	7,630,654	Springfield	Dec. 3, 1818
Indiana.....	3,238,503	Indianapolis	Dec. 11, 1816
Iowa.....	2,470,939	Des Moines	Dec. 28, 1846
Kansas.....	1,880,999	Topeka	Jan. 29, 1861
Kentucky.....	2,614,589	Frankfort	June 1, 1792
Louisiana.....	2,101,593	Baton Rouge	Apr. 30, 1812
Maine.....	797,423	Augusta	Mar. 15, 1820
Maryland.....	1,631,526	Annapolis	Apr. 28, 1788
Massachusetts..	4,249,614	Boston	Feb. 6, 1788
Michigan.....	4,842,325	Lansing	Jan. 26, 1837
Minnesota.....	2,563,953	St. Paul	May 11, 1858
Mississippi.....	2,009,821	Jackson	Dec. 10, 1817
Missouri.....	3,629,367	Jefferson City	Aug. 10, 1821
Montana.....	537,606	Helena	Nov. 8, 1889
Nebraska.....	1,377,963	Lincoln	Mar. 1, 1867
Nevada.....	91,058	Carson City	Oct. 31, 1864
New Hampshire	465,293	Concord	June 21, 1788
New Jersey.....	4,041,334	Trenton	Dec. 18, 1787
New Mexico....	423,317	Santa Fe	Jan. 6, 1912
New York.....	12,588,066	Albany	July 26, 1788
North Carolina.	3,170,276	Raleigh	Nov. 21, 1789
North Dakota...	680,845	Bismarck	Nov. 2, 1889
Ohio.....	6,646,697	Columbus	Feb. 19, 1803
Oklahoma.....	2,396,040	Oklahoma City	Nov. 16, 1907
Oregon.....	953,786	Salem	Feb. 14, 1859
Pennsylvania...	9,631,350	Harrisburg	Dec. 12, 1787
Rhode Island...	687,497	Providence	May 29, 1790
South Carolina.	1,738,765	Columbia	May 23, 1788
South Dakota...	692,849	Pierre	Nov. 2, 1889
Tennessee.....	2,616,556	Nashville	June 1, 1796
Texas.....	5,824,715	Austin	Dec. 29, 1845
Utah.....	507,847	Salt Lake City	Jan. 4, 1896
Vermont.....	359,611	Montpelier	Mar. 4, 1791
Virginia.....	2,421,851	Richmond	June 26, 1788
Washington....	1,563,396	Olympia	Nov. 11, 1889
West Virginia...	1,729,205	Charleston	June 20, 1863
Wisconsin.....	2,939,006	Madison	May 29, 1848
Wyoming.....	225,565	Cheyenne	July 11, 1890

CENSUS OF CITIES 1930 U. S. Census

CITIES OVER 33,000	1910	1920	1930
Akron, Ohio.....	69,067	208,435	255,040
Alameda, Calif.....	23,383	28,806	35,033
Albany, New York.....	100,253	113,344	127,412
Allentown, Pennsylvania..	51,913	73,502	92,563
Altoona, Pa.....	52,127	60,331	82,054
Amarillo, Texas.....	9,957	15,494	43,132
Amsterdam, New York.....	31,267	33,524	34,817
Anderson, Indiana.....	22,476	29,767	39,804
Asheville, N. C.....	18,762	28,504	50,193
Atlanta, Georgia.....	154,839	200,616	270,366
Atlantic City, N. J.....	46,150	50,707	66,198
Auburn, New York.....	34,668	36,192	36,652
Augusta, Ga.....	41,040	52,548	60,342
Aurora, Illinois.....	29,807	36,397	46,589
Austin, Texas.....	29,860	34,876	53,120
Baltimore, Md.....	558,485	733,826	804,874
Battle Creek, Mich.....	25,267	36,164	43,573
Bay City, Mich.....	45,166	47,554	47,355
Bayonne, N. J.....	55,545	76,754	88,979
Beaumont, Texas.....	20,640	40,422	57,732
Berkeley, Calif.....	40,434	56,036	82,109
Berwyn, Illinois.....	5,841	14,150	47,027
Bethlehem, Pa.....	12,837	50,358	57,892
Binghamton, N. Y.....	48,443	66,800	76,662
Birmingham, Ala.....	132,685	178,806	259,678
Bloomfield, N. J.....	15,070	22,019	38,077
Boston, Mass.....	670,585	748,060	781,188
Bridgeport, Conn.....	102,054	143,555	146,716
Brockton, Mass.....	56,878	66,254	63,797
Buffalo, N. Y.....	423,715	506,775	573,076
Butte, Mont.....	39,165	41,611	39,532
Cambridge, Mass.....	104,839	109,694	113,643
Camden, N. J.....	94,538	116,309	118,700
Canton, Ohio.....	50,217	87,091	104,906
Cedar Rapids, Ia.....	32,811	45,566	56,097
Charleston, S. C.....	58,833	67,957	62,265
Charleston, W. Va.....	22,996	39,608	60,408
Charlotte, N. C.....	34,014	46,338	82,675
Chattanooga, Tenn.....	44,604	57,895	119,798
Chelsea, Mass.....	32,452	43,184	45,816
Chester, Pa.....	38,537	58,030	59,164
Chicago, Ill.....	2,185,283	2,701,705	3,376,438
Chicopee, Mass.....	25,401	36,214	43,930
Cicero, Ill.....	14,557	44,995	66,602
Cincinnati, Ohio.....	363,591	401,247	451,160

CITIES OVER 33,000	1910	1920	1930
Cleveland, Ohio.....	560,663	796,841	900,429
Cleveland Heights, Ohio....	2,955	15,236	50,945
Clifton, N. J.....	26,470	46,875
Colorado Springs, Colo.....	29,078	30,105	33,237
Columbia, S. C.....	26,319	37,524	51,581
Columbus, Ga.....	20,554	31,125	43,131
Columbus, Ohio.....	181,511	237,031	290,564
Council Bluffs, Ia.....	29,292	36,162	42,048
Covington, Ky.....	53,270	57,121	65,252
Cranston, R. I.....	21,107	29,407	42,911
Cumberland, Md.....	21,839	29,837	37,747
Dallas, Texas.....	92,104	158,976	260,475
Danville, Illinois.....	27,871	33,776	36,765
Davenport, Ia.....	43,028	56,727	60,751
Dayton, Ohio.....	116,577	152,559	200,982
Dearborn, Mich.....	911	2,470	50,358
Decatur, Illinois.....	31,140	43,818	57,510
Denver, Colo.....	213,381	256,491	287,861
Des Moines, Iowa.....	86,368	126,468	142,559
Detroit, Mich.....	465,766	993,678	1,568,662
Dubuque, Iowa.....	38,494	39,141	41,679
Duluth, Minn.....	78,466	98,917	101,463
Durham, N. C.....	18,241	21,719	52,037
East Chicago, Ind.....	19,098	35,967	54,784
East Cleveland, Ohio.....	9,179	27,292	39,667
Easton, Pa.....	28,523	33,813	34,468
East Orange, N. J.....	34,371	50,710	68,020
East St. Louis, Ill.....	58,547	66,767	74,347
Elgin, Illinois.....	25,976	27,454	35,929
Elizabeth, N. J.....	73,409	95,783	114,589
Elmira, New York.....	37,176	45,393	47,397
El Paso, Texas.....	39,279	77,560	102,421
Erie, Pa.....	66,525	93,372	115,967
Evanston, Ill.....	24,978	37,234	63,338
Evansville, Ind.....	69,647	85,264	102,249
Everett, Mass.....	33,484	40,120	48,424
Fall River, Mass.....	119,295	120,485	115,272
Fitchburg, Mass.....	37,826	41,029	40,692
Flint, Michigan.....	38,550	91,599	156,492
Fort Wayne, Ind.....	63,933	86,549	114,946
Fort Worth, Texas.....	73,312	106,482	163,447
Fresno, Calif.....	24,892	45,086	52,513
Galveston, Texas.....	36,981	44,255	52,938
Gary, Indiana.....	16,802	55,378	100,426
Glendale, Calif.....	2,746	13,536	62,736
Grand Rapids, Mich.....	112,571	137,634	168,592
Green Bay, Wisconsin.....	25,256	31,017	37,413

CITIES OVER 33,000	1910	1920	1930
Greensboro, N. C.....	15,895	19,861	53,569
Hamilton, Ohio.....	35,279	39,675	52,176
Hammond, Ind.....	20,925	36,004	64,560
Hamtramck, Mich.....	3,559	48,615	56,268
Harrisburg, Pa.....	64,186	75,917	80,339
Hartford, Conn.....	98,915	138,036	164,072
Haverhill, Mass.....	44,115	53,884	48,710
Hazleton, Pa.....	25,452	32,277	36,765
Highland Park, Mich.....	4,120	46,499	52,959
High Point, N. C.....	9,525	14,302	36,745
Hoboken, N. J.....	70,324	68,166	59,261
Holyoke, Mass.....	57,730	60,203	56,537
Houston, Texas.....	78,800	138,276	292,352
Huntington, W. Va.....	31,161	50,177	75,572
Indianapolis, Ind.....	233,650	314,194	364,161
Irvington, N. J.....	11,877	25,480	56,733
Jackson, Mich.....	31,433	48,374	55,187
Jackson, Miss.....	21,262	22,817	48,282
Jacksonville, Fla.....	57,699	91,558	129,549
Jamestown, N. Y.....	31,297	38,917	45,155
Jersey City, N. J.....	267,779	298,103	316,715
Johnstown, Pa.....	55,482	67,327	66,993
Joliet, Ill.....	34,670	38,442	42,993
Joplin, Missouri.....	32,073	29,902	33,454
Kalamazoo, Michigan.....	39,437	48,487	54,786
Kansas City, Kansas.....	82,331	101,177	121,857
Kansas City, Missouri.....	248,381	324,410	399,746
Kearny, New Jersey.....	18,659	26,724	40,716
Kenosha, Wisconsin.....	21,371	40,472	50,262
Knoxville, Tenn.....	36,346	77,818	105,802
La Crosse, Wisconsin.....	30,417	30,421	39,614
Lakewood, Ohio.....	15,181	41,732	70,509
Lancaster, Pa.....	47,227	53,150	59,949
Lansing, Michigan.....	31,229	57,327	78,397
Lawrence, Mass.....	85,892	94,270	85,068
Lewiston, Maine.....	26,247	31,791	34,948
Lexington, Ky.....	35,099	41,534	45,736
Lima, Ohio.....	30,508	41,326	42,287
Lincoln, Nebraska.....	43,973	54,948	75,933
Little Rock, Ark.....	45,941	65,142	81,679
Long Beach, Calif.....	17,809	55,593	142,032
Lorain, Ohio.....	28,883	37,295	44,512
Los Angeles, Calif.....	319,198	576,673	1,238,048
Louisville, Ky.....	223,928	234,891	307,745
Lowell, Massachusetts.....	106,294	112,759	100,234
Lynchburg, Va.....	29,494	30,070	40,661
Lynn, Mass.....	89,336	99,148	102,320

CITIES OVER 33,000	1910	1920	1930
Macon, Ga.....	40,665	52,995	53,829
Madison, Wisconsin.....	25,531	38,378	57,899
Malden, Mass.....	44,404	49,103	58,036
Manchester, N. H.....	70,063	78,384	76,834
Mansfield, Ohio.....	20,768	27,824	33,525
McKeesport, Pa.....	42,694	46,781	54,632
Medford, Mass.....	23,150	39,038	59,714
Memphis, Tenn.....	131,105	162,351	253,143
Meriden, Conn.....	27,265	29,867	38,481
Miami, Fla.....	5,471	29,571	110,637
Milwaukee, Wisc.....	373,857	457,147	578,249
Minneapolis, Minn.....	301,408	380,582	464,356
Mobile, Ala.....	51,521	60,777	68,202
Montclair, N. J.....	21,550	28,810	42,017
Montgomery, Ala.....	38,136	43,464	66,079
Mount Vernon, N. Y.....	30,919	42,726	61,499
Muncie, Ind.....	24,005	36,524	46,548
Muskegon, Mich.....	24,062	36,570	41,390
Nashville, Tenn.....	110,364	118,342	153,866
Newark, N. J.....	347,469	414,524	442,337
New Bedford, Mass.....	96,652	121,217	112,597
New Britain, Conn.....	43,916	59,316	68,128
New Brunswick, N. J.....	23,388	32,779	34,555
New Castle, Pa.....	36,280	44,938	48,674
New Haven, Conn.....	133,605	162,537	162,655
New Orleans, La.....	339,075	387,219	458,762
Newport News, Va.....	20,205	35,596	34,417
New Rochelle, N. Y.....	28,867	36,213	54,000
Newton, Mass.....	39,806	46,054	65,276
New York City, N. Y.....	4,766,883	5,620,048	6,930,446
Niagara Falls, N. Y.....	30,445	50,760	75,460
Norfolk, Va.....	67,452	115,777	129,710
Norristown Pa.....	27,875	32,319	35,853
Norwalk, Conn.....	6,954	27,743	36,019
Norwood, Ohio.....	16,185	24,966	33,411
Oakland, Calif.....	150,174	216,261	284,063
Oak Park, Ill.....	19,444	39,858	63,982
Ogden, Utah.....	25,580	32,804	40,272
Oklahoma City, Okla.....	64,205	91,295	185,389
Omaha, Nebraska.....	124,096	191,601	214,006
Orange, N. J.....	29,630	33,268	35,399
Oshkosh, Wisconsin.....	33,062	33,162	40,108
Paducah, Ky.....	22,760	24,735	33,541
Pasadena, Calif.....	30,291	45,354	76,086
Passaic, N. J.....	54,773	63,841	62,959
Paterson, N. J.....	125,600	135,875	138,513
Pawtucket, R. I.....	51,622	64,248	77,149

CITIES OVER 33,000	1910	1920	1930
Peoria, Ill.....	66,950	76,121	104,969
Perth Amboy, N. J.....	32,121	41,707	43,516
Philadelphia, Pa.....	1,549,008	1,823,779	1,950,961
Phoenix, Arizona.....	11,134	29,053	48,118
Pittsfield, Mass.....	32,121	41,763	49,677
Pittsburgh, Pa.....	533,905	588,343	669,817
Plainfield, N. J.....	20,550	27,700	34,422
Pontiac, Michigan.....	14,532	34,273	64,928
Port Arthur, Texas.....	7,663	22,251	50,902
Portland, Maine.....	58,571	69,272	70,810
Portland, Oregon.....	207,214	258,288	310,815
Portsmouth, Ohio.....	23,481	33,011	42,560
Portsmouth, Va.....	33,190	54,387	45,704
Poughkeepsie, N. Y.....	27,936	35,000	40,288
Providence, R. I.....	224,326	237,595	252,981
Pueblo, Colo.....	41,747	43,050	50,096
Quincy, Ill.....	36,587	35,978	39,241
Quincy, Mass.....	32,642	47,876	71,983
Racine, Wisc.....	38,002	58,593	67,542
Raleigh, N. C.....	19,218	24,418	37,379
Reading, Pa.....	96,071	107,784	111,171
Revere, Mass.....	18,219	28,823	35,680
Richmond, Va.....	127,628	171,667	182,929
Roanoke, Va.....	34,874	50,842	69,206
Rochester, N. Y.....	218,142	295,750	328,132
Rockford, Ill.....	45,401	65,651	85,864
Rock Island, Ill.....	24,335	35,177	37,953
Sacramento, Calif.....	44,696	65,908	93,750
Saginaw, Mich.....	50,510	61,903	80,715
St. Joseph, Mo.....	77,403	77,939	80,935
St. Louis, Mo.....	687,029	772,897	821,960
St. Paul, Minn.....	214,744	234,698	271,606
St. Petersburg, Fla.....	4,127	14,237	40,425
Salem, Mass.....	43,697	42,529	43,353
Salt Lake City, Utah.....	92,777	118,110	140,267
San Antonio, Texas.....	96,614	161,379	231,542
San Bernardino, Calif.....	12,779	18,721	37,481
San Diego, Calif.....	39,578	74,361	147,995
San Francisco, Calif.....	416,912	506,676	634,394
San Jose, Calif.....	28,946	39,642	57,651
Santa Barbara, Calif.....	11,659	19,441	33,613
Santa Monica, Calif.....	7,847	15,252	37,146
Savannah, Ga.....	65,064	83,252	85,024
Schenectady, New York.....	72,826	88,723	95,692
Scranton, Pa.....	129,867	137,783	143,433
Seattle, Wash.....	237,194	315,312	365,583
Sheboygan, Wisc.....	26,398	30,955	39,251
Shreveport, La.....	28,015	43,874	76,655

CITIES OVER 33,000	1910	1920	1930
Sioux City, Iowa.....	47,828	71,227	79,183
Sioux Falls S. D.....	14,094	25,202	33,362
Somerville, Mass.....	77,236	93,091	103,908
South Bend, Ind.....	53,684	70,983	104,193
Spokane, Wash.....	104,402	104,437	115,514
Springfield Ill.....	51,678	59,183	71,864
Springfield Mass.....	88,926	129,614	149,900
Springfield Missouri.....	35,201	39,631	57,527
Springfield, Ohio.....	46,921	60,840	68,743
Stamford, Conn.....	25,138	35,096	46,346
Steubenville, Ohio.....	22,391	28,508	35,422
Stockton, Calif.....	23,253	40,296	47,963
Superior Wis.....	40,384	39,671	36,113
Syracuse, N. Y.....	137,249	171,717	209,326
Tacoma, Wash.....	83,743	96,965	106,817
Tampa, Fla.....	37,782	51,608	101,161
Taunton, Mass.....	34,259	37,137	37,355
Terre Haute, Ind.....	58,157	66,083	62,810
Toledo, Ohio.....	168,497	243,164	290,718
Topeka, Kansas.....	43,684	50,022	64,120
Trenton, N. J.....	96,815	119,289	123,356
Troy, N. Y.....	76,813	71,996	72,763
Tulsa, Okla.....	18,182	72,075	141,258
Union City, N. J.....	58,659
Utica, N. Y.....	74,419	94,156	101,740
Waco, Texas.....	26,425	38,500	52,848
Waltham, Mass.....	27,834	30,915	39,247
Warren, Ohio.....	11,081	27,050	41,062
Washington, D. C.....	331,069	437,571	486,869
Waterbury, Conn.....	73,141	91,715	99,902
Waterloo, Iowa.....	26,693	36,230	46,191
Waukegan, Ill.....	16,069	19,226	33,499
W. Allis, Wisc.....	6,645	13,745	34,671
West New York, N. J.....	13,560	29,926	37,107
Wheeling, West Va.....	41,641	56,208	61,659
White Plains, N. Y.....	15,949	21,031	35,830
Wichita, Kansas.....	52,450	72,217	111,110
Wichita Falls, Texas.....	8,200	40,079	43,690
Wilkes-Barre, Pa.....	67,105	73,833	86,626
Williamsport, Pa.....	31,860	36,198	45,729
Wilmington, Dela.....	87,411	110,168	106,597
Winston-Salem, N. C.....	22,700	48,395	75,274
Woonsocket, R. I.....	38,125	43,496	49,376
Worcester, Mass.....	145,986	179,754	195,311
Yonkers, New York.....	79,803	100,176	134,646
York, Pa.....	44,750	47,512	55,254
Youngstown, Ohio.....	79,066	132,358	170,002
Zanesville, Ohio.....	28,026	29,569	36,440

PRESIDENTS OF THE UNITED STATES

No.	Name	Age	Born	Inaug.	Term in Office	Native of	Died	Polit. Party
1	George Washington.....	57	Feb. 22, 1732	1789	8 years	Virginia	Dec. 14, 1799	Federal
2	John Adams.....	61	Oct. 30, 1735	1797	4 "	Massachusetts	July 4, 1826	Dem-Rep
3	Thomas Jefferson.....	57	Apr. 13, 1743	1801	8 "	Virginia	July 4, 1826	"
4	James Madison.....	57	Mar. 16, 1751	1809	8 "	"	June 28, 1836	"
5	James Monroe.....	53	Apr. 28, 1758	1817	8 "	Massachusetts	July 4, 1831	Coalition
6	John Quincy Adams.....	57	July 11, 1767	1825	8 "	N. Carolina	Feb. 23, 1845	Democrat
7	Andrew Jackson.....	61	Mar. 15, 1767	1829	8 "	New York	June 8, 1845	"
8	Martin Van Buren.....	54	Dec. 5, 1782	1837	4 "	Virginia	July 24, 1862	Whig
9	Wm. H. Harrison.....	68	Feb. 9, 1773	1841	1 month	"	Apr. 4, 1841	"
10	John Tyler.....	51	Mar. 29, 1790	1841	3 yrs. 11 mo.	N. Carolina	Jan. 18, 1862	Democrat
11	James Knox Polk.....	49	Nov. 2, 1795	1845	4 years	Virginia	June 15, 1849	Whig
12	Zachary Taylor.....	64	Sep. 24, 1784	1849	1 year, 4 mo.	New York	July 9, 1850	Democrat
13	Millard Fillmore.....	50	Feb. 7, 1800	1850	2 years, 6 mo.	N. Hampshire	Mar. 8, 1874	Whig
14	Franklin Pierce.....	49	Nov. 23, 1804	1853	4 years	Pennsylvania	Oct. 8, 1869	Democrat
15	James Buchanan.....	65	Apr. 23, 1791	1857	4 years, 40 days	Kentucky	June 1, 1863	Republican
16	Abraham Lincoln.....	52	Feb. 12, 1809	1861	3 yrs., 10 1/2 mo.	N. Carolina	Apr. 15, 1865	"
17	Andrew Johnson.....	55	Dec. 29, 1808	1865	8 years	Ohio	July 31, 1875	"
18	Ulysses S. Grant.....	43	Apr. 27, 1822	1869	4 years	"	July 23, 1885	"
19	Rutherford B. Hayes.....	54	Oct. 4, 1822	1877	4 years	"	Jan. 17, 1893	"
20	James A. Garfield.....	49	Nov. 19, 1831	1881	6 1/2 months	"	Sep. 19, 1881	"
21	Chester A. Arthur.....	50	Oct. 5, 1830	1881	3 yrs. 5 1/2 mo.	Vermont	Nov. 18, 1886	"
22-24	Grover Cleveland.....	47	Mar. 18, 1837	83-93	4 years—4 years	New Jersey	June 24, 1908	Democrat
25	Benjamin Harrison.....	53	Aug. 20, 1833	1889	4 years	Ohio	Mar. 13, 1901	Republican
26	William McKinley.....	54	Jan. 29, 1843	1897	4 yrs. 6 mo. 10 d.	"	Sep. 14, 1901	"
27	Theodore Roosevelt.....	42	Oct. 27, 1858	1901	7 yrs. 5 mo. 20 d.	New York	Jan. 6, 1919	"
28	Wm. H. Taft.....	53	Sep. 15, 1857	1909	7 years	Ohio	Mar. 8, 1930	"
29	Woodrow T. Wilson.....	54	Dec. 28, 1856	1913	8 years	Virginia	Feb. 3, 1924	Democrat
30	Warren G. Harding.....	55	Nov. 2, 1865	1921	2 yrs. 4 mo. 29 d.	Ohio	Aug. 2, 1923	Republican
31	Calvin Coolidge.....	51	July 4, 1872	1923	5 yrs. 7 mo. 2 da.	Vermont	Jan. 5, 1933	"
32	Herbert C. Hoover.....	54	Jan. 10, 1874	1929	4 years	Iowa	"
33	Franklin D. Roosevelt.....	51	Jan. 30, 1882	1933	New York	Democrat

WEIGHTS AND MEASURES

TROY WEIGHT

24 grains.....1 pwt. 12 ounces....1 pound
20 pwts.....1 ounce

Used for weighing gold, silver and jewels.

APOTHECARIES WEIGHT

20 grains....1 scruple 8 drams.....1 ounce
3 scruples....1 dram 12 ounces....1 pound

The ounce and pound in this are the same as in Troy Weight.

AVOIRDUPOIS WEIGHT

27 $\frac{1}{8}$ grains...1 dram 4 quarters.....1 cwt.
16 drams....1 ounce 2,000 lbs..1 short ton
16 ounces....1 pound 2,240 lbs...1 long ton
25 pounds..1 quarter

DRY MEASURE

2 pints.....1 quart 4 pecks.....1 bushel
8 quarts.....1 peck 36 bushels, 1 chaldron

LIQUID MEASURE

4 gills.....1 pint 31 $\frac{1}{2}$ gallons..1 barrel
2 pints.....1 quart 2 barrels..1 hogshead
4 quarts.....1 gallon

LONG MEASURE

12 inches.....1 foot 40 rods.....1 furlong
3 feet.....1 yard 8 furlongs, 1 sta. mile
5 $\frac{1}{2}$ yards.....1 rod 3 miles.....1 league

CLOTH MEASURE

2 $\frac{1}{4}$ inches.....1 nail 4 quarters:....1 yard
4 nails.....1 quarter

SQUARE MEASURE

144 sq. inches, 1 sq. ft. 40 sq. rods....1 rood
9 sq. ft.....1 sq. yard 4 roods.....1 acre
30 $\frac{1}{4}$ sq. yds., 1 sq. rod 640 acres..1 sq. mile

SURVEYOR'S MEASURE

7.92 inches-1 link 4 rods-1 chain
25 links-1 rod
10 square chains or 160 sq. rods-1 acre
640 acres-1 square mile
36 sq. miles 6 miles sq.-1 township

CUBIC MEASURE

1.728 cubic inches-1 cubic foot
128 cubic feet-1 cord wood
27 cu. ft.-1 cu. yard. 40 cu. ft.-1 ton shpg.
2,150.42 cubic inches-1 standard bushel
268.8 cubic inches-1 standard gallon dry
231 cubic inches-1 standard gallon liquid
1 cubic foot-about four-fifths of a bushel
1 Perch-A mass 16 $\frac{1}{4}$ ft. long, 1 ft. high and 1 $\frac{1}{4}$ ft. wide, containing 24 $\frac{1}{4}$ cubic feet.

METRIC EQUIVALENTS Linear Measure

1 centimeter=0.3937 in. 1 in.=2.54 centimeters
1 decimeter=3.937 in. 1 foot=3.048 decimeter.
-0.328 feet. 1 meter=39.37 in.-
1 meter=39.37 in.- 1 yard=0.9144
1.0936 yards. meter.
1 dekameter=1.9884 rods. 1 rod=0.5029 deka.
1 kilometer=0.62137 mile. 1 mile=1.6093 kilo.

SQUARE MEASURE

1 sq. centimeter=0.1550 1 sq. inch=6.452 sq.
square inches. centimeters.
1 sq. decimeter=0.1076 1 sq. ft.=9.2903
square feet. sq. decimeters.
1 sq. meter=1.196 sq. yd. 1 sq. yd.=0.8361 sq. mr.
1 acre=3.954 sq. rods. 1 sq. rod=0.2529 acre.
1 hektar=2.47 acres. 1 acre=0.4047 hektar.
1 sq. kilometer=0.386 1 sq. meter=2.59 sq.
sq. m. kilometers.

WEIGHTS

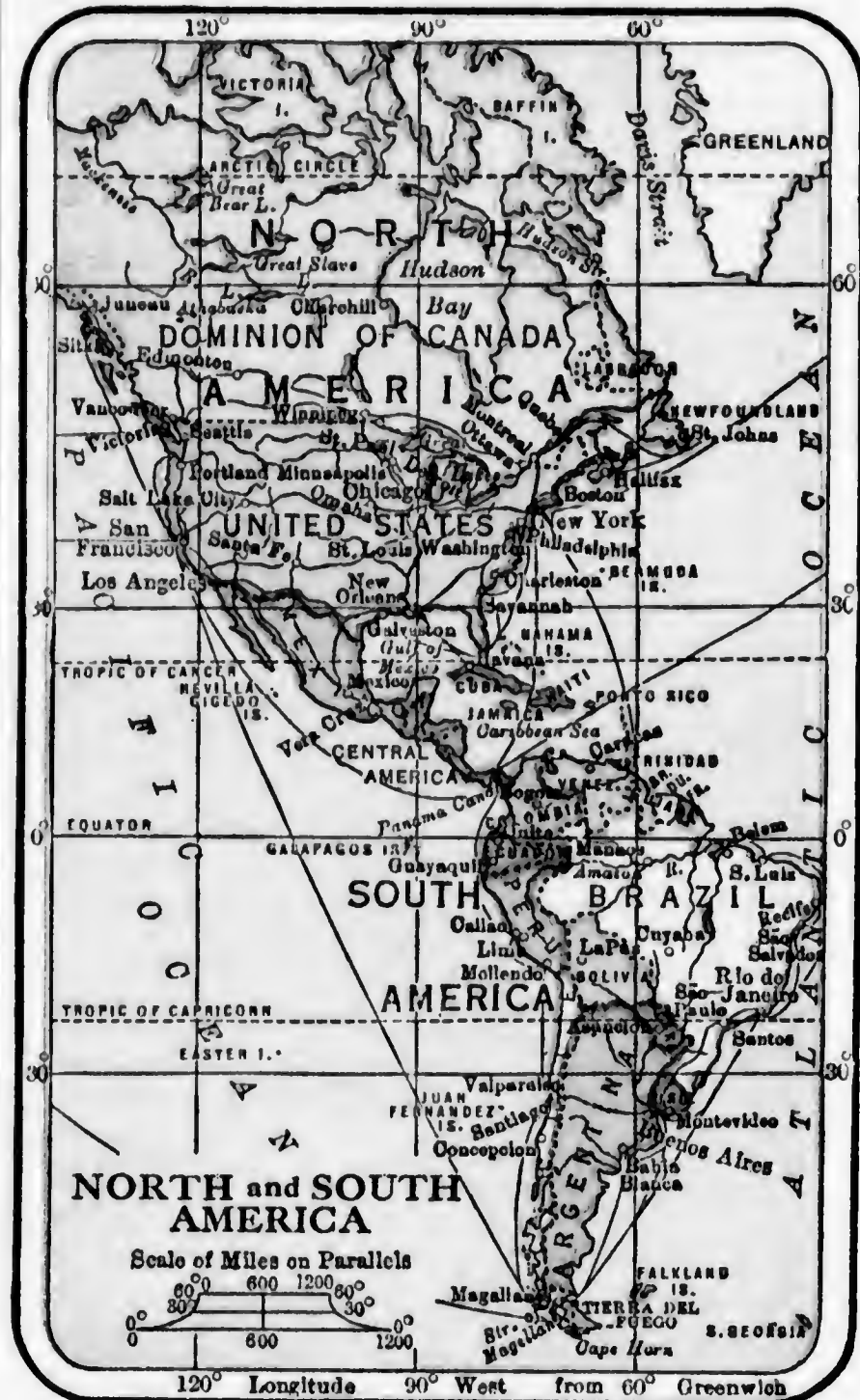
1 gram=0.03527 ounce. 1 ounce=28.35 grams.
1 kilogram=2.204622 lbs. 1 lb.=0.4536 kilogram.
1 metric ton=0.9842 1 English ton=1.0160
English ton. metric ton.

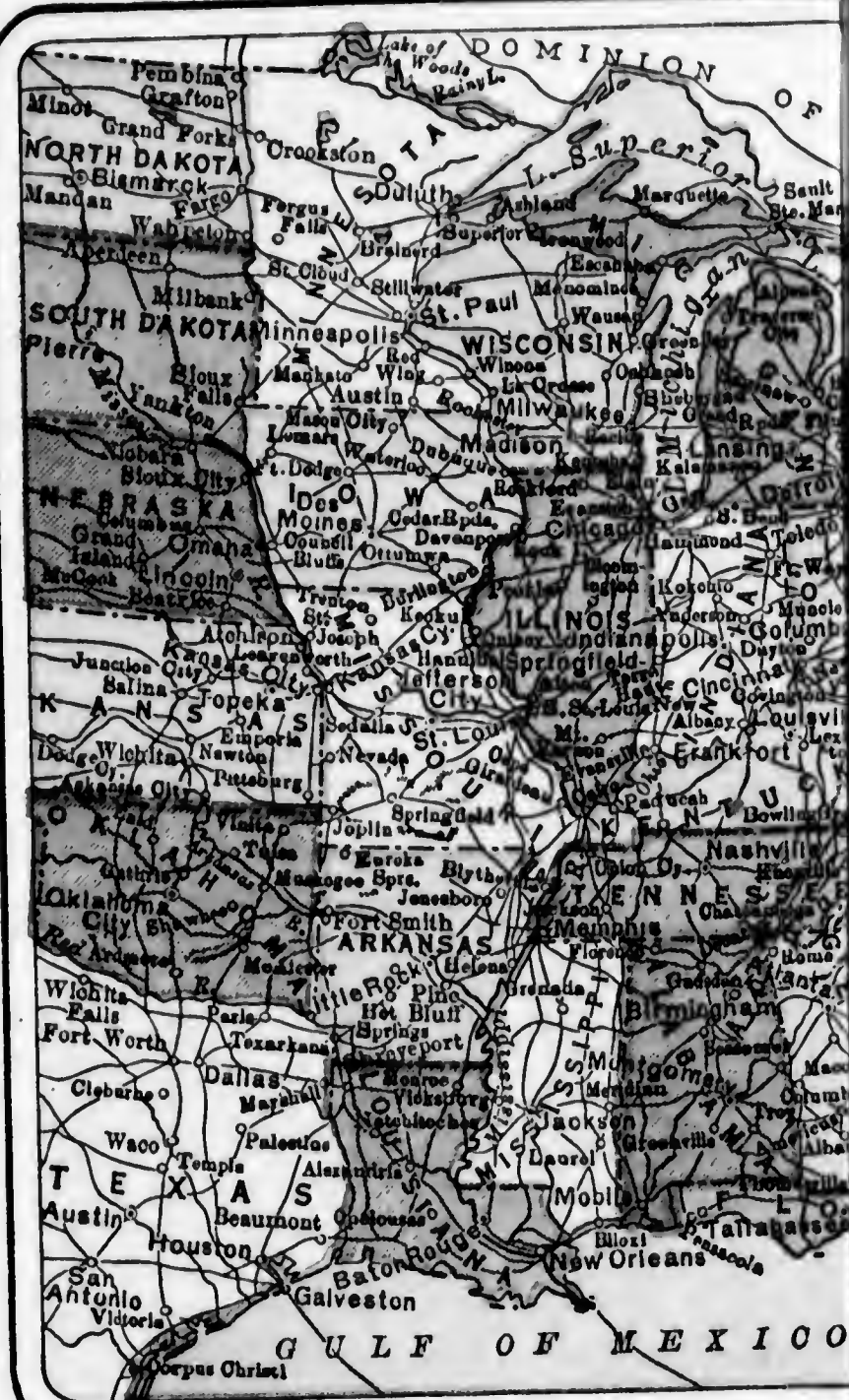
APPROXIMATE METRIC EQUIVALENTS

1 decimeter=4 inches 1 liter= { 1.06 qt. liquid
1 meter=1.1 yards. } 0.9 qt. dry
1 kilometer= $\frac{1}{8}$ of mile 1 hektoliter=2.8 bu. ,
1 hektare=2 $\frac{1}{4}$ acres 1 kilogram=2.2 lbs.
1 stere, or cu. meter= 1 metric ton=2,200 lbs.
 $\frac{1}{4}$ of a cord

RECAPITULATION

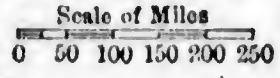
January					
February					
March					
April					
May					
June					
July					
August					
September					
October					
November					
December					
Increase					
Gr. Total					

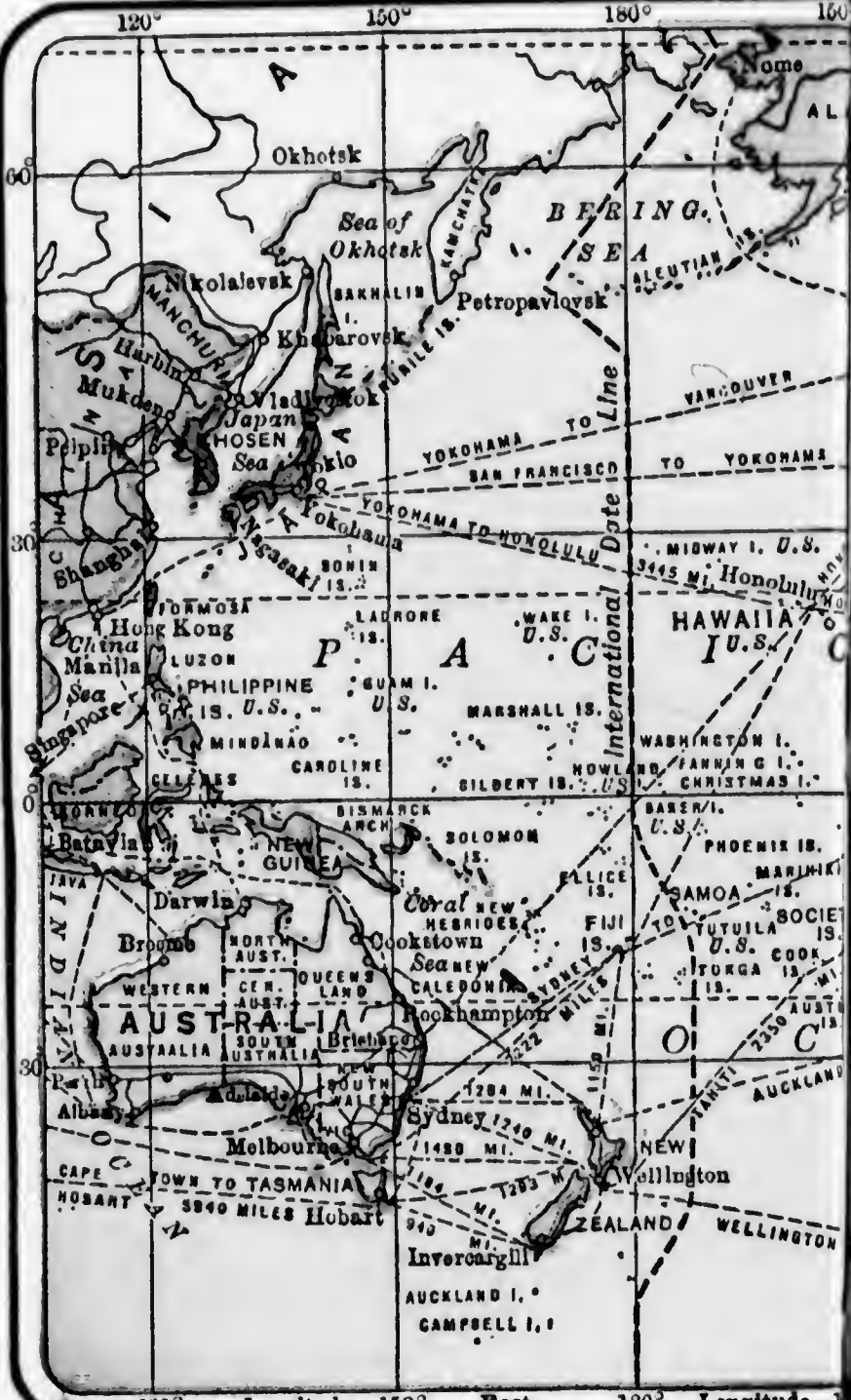
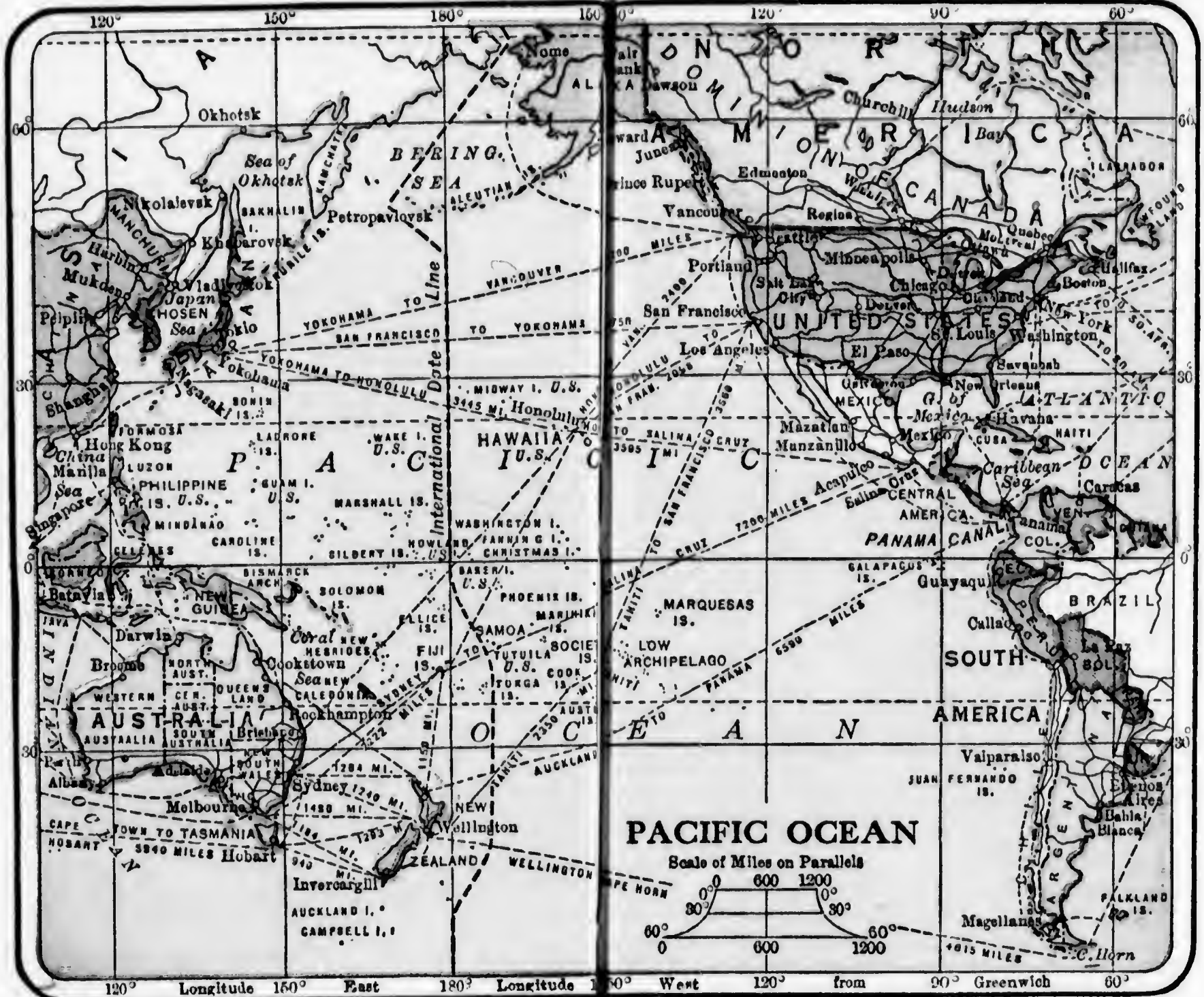


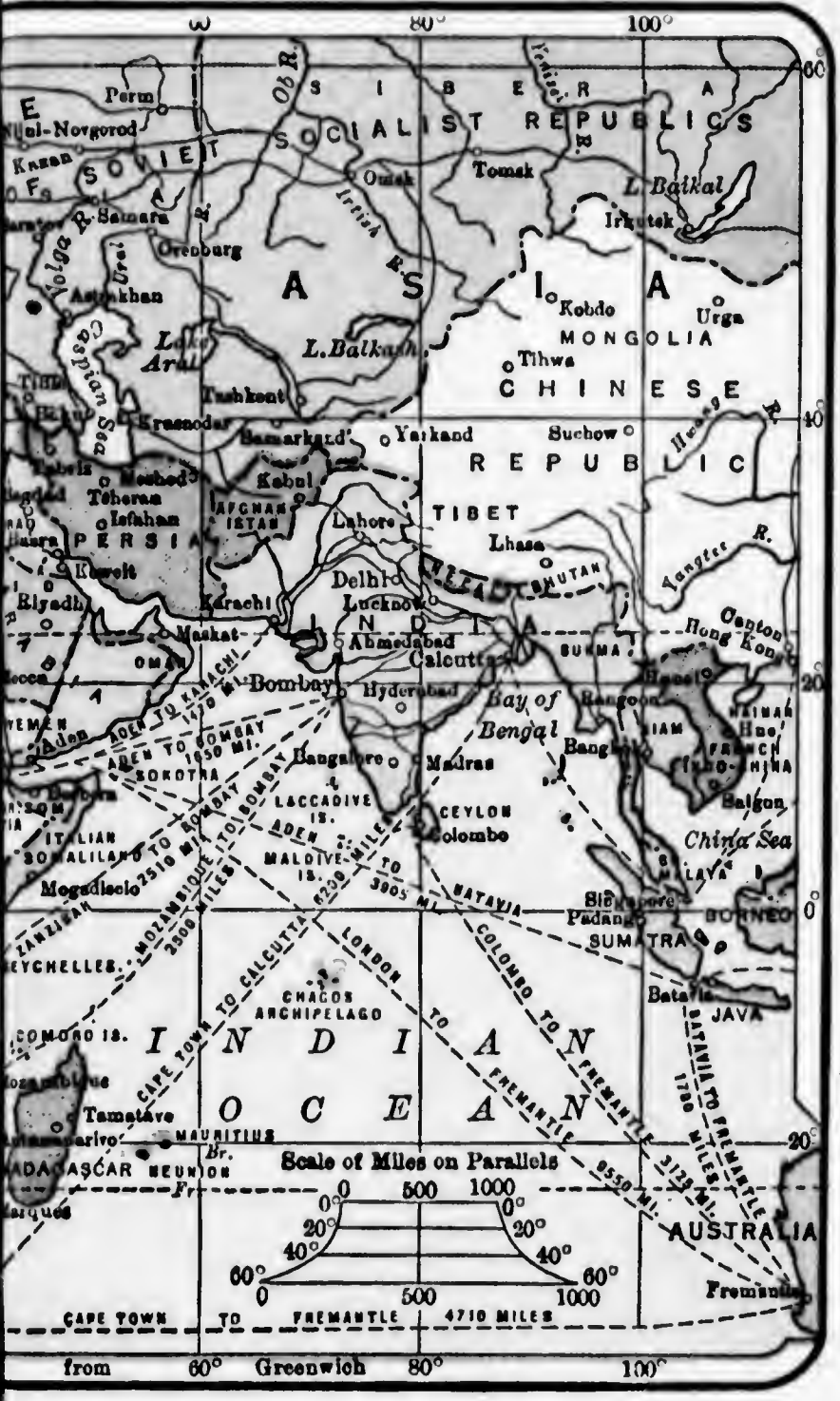
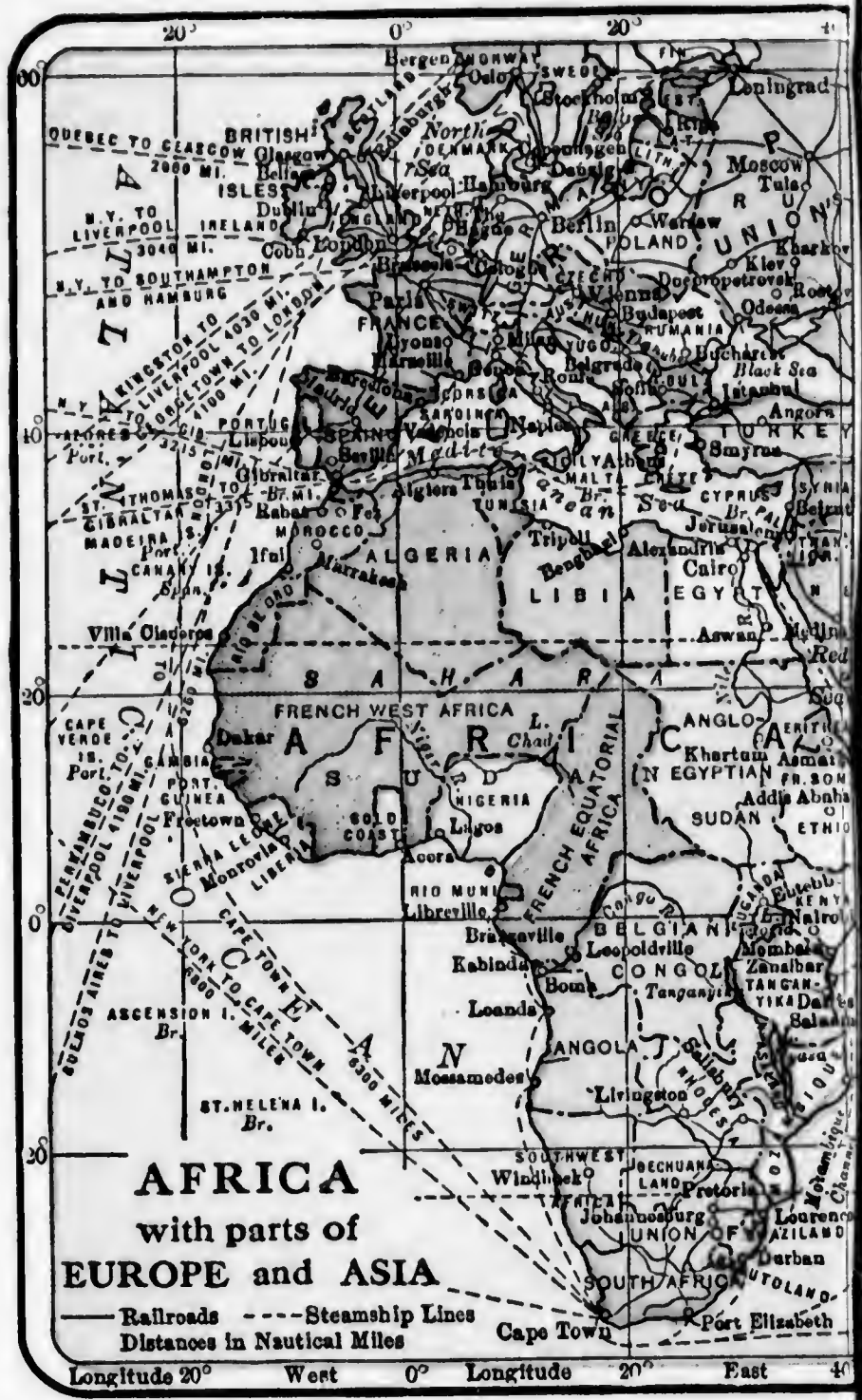


UNITED STATES

Eastern Half





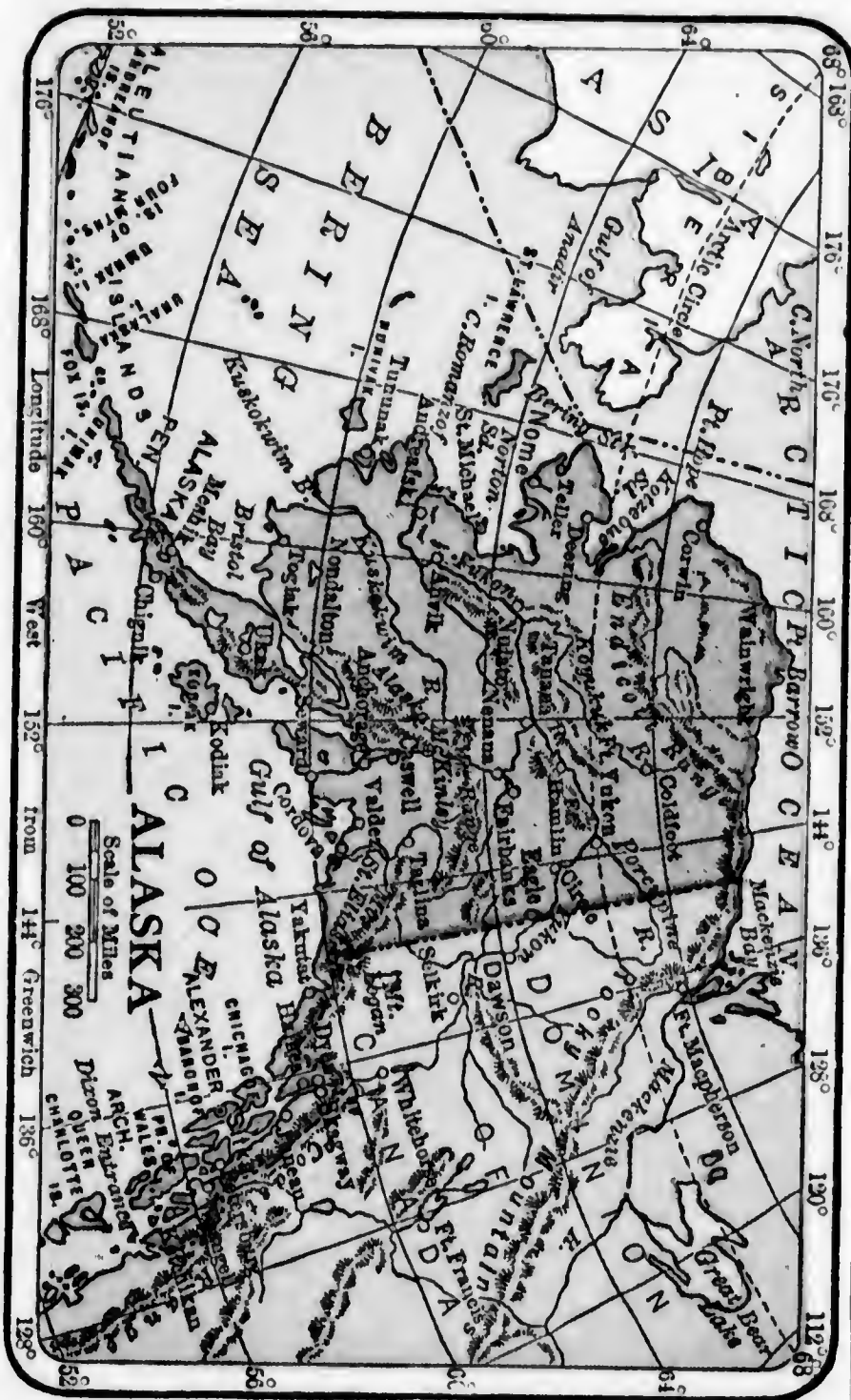


MEMORANDA

Guild Pharmacy:

8-3-39 (31) 26177

9-18-39 (52) 27058



JANUARY 1940

cc: in 2060 old over light
y: 2410-100 (over 1/2 white)
201?

y-l-11. l: en, 14, 11
Monday 1 Jodi.

New Year's Day
No 2 in house, 1200, 1200.

S: ee, m, l, 12, 11, 11.
Tuesday 2

to 2 in house - 1200 - 1200
"There is that woman again"
"I cover the waterfront"

Wednesday 3

y.

JANUARY 1940

Thursday 4

7¹⁰ ~ 1435 drive yjn.

Friday 5 Babushka 39

2-1000 6000 y.

Saturday 6

10³⁰ 2 in 2: 2-1000 - 1210.
2⁰ 5000 ~ 1200.
6⁰ 6000 2000
12⁰ 2000 2000 - 6000 - 6000 - 2000.

Memoranda

2. Kouhri, 6 E. 30 St., 6⁰⁰ Jw.

JANUARY 1940

Sunday 2 Peter Gabriel films 40*

"Remember the Night" (two for
K 22) (200 am).

200 - 11 200.

Monday 29

L: 2, cc, no, H
S: Dec², 124, Ogle, O n, n. 1. 5. 8. 2.

Tuesday 30

Wednesday 31

1960 2 70 - 2 76 -
no note - 2. 30.

FEBRUARY 1940

Thursday 1 drive

20 20 6 2 60
6 78.

Friday 2

1. 10 2 20

Saturday 3

1. 53 ~ 60
to ~ 60: 60, 20 20,
20 20,

Memoranda

FEBRUARY 1940

Sunday 4

1.23 Sb 2nd, Sec 47.

Monday 5

on

"Balalaika"

Tuesday 6 *diso*

on

20 7th St, Cor. City, L
6 2 y. little shop around the
corner.

Wednesday 7

25 - *for*

5^o *on* 7 4 2 2 A H.

FEBRUARY 1940

Thursday 8

Friday 9 *Lisl Schaff - downy*

Saturday 10

Memoranda

FEBRUARY 1940

Sunday 18

Handwritten notes, possibly "M..."

Monday 19

Handwritten notes: "w.b. cc. by ch. 2"

Tuesday 20

Handwritten notes: "2 yg, 8, 26, 2 R 7."

Wednesday 21

Handwritten notes: "W, w/f ~ b."

FEBRUARY 1940

Thursday 22

Washington's Birthday

Friday 23

*Handwritten notes: "2A... - 3h - e y - w r f e r .
to 10... ' ' p ."*

Saturday 24

Handwritten notes: "to 'Entente Cordiale' 2 Jan."

Memoranda

FEBRUARY 1940

Sunday 25

Monday 26

Tuesday 27

Wednesday 28

*Wagon wheel - h. Com.
St. Charles's Magic Bullet*

FEBRUARY 1940

Thursday 29

Friday 1

MARCH

to y. m. Com.

Saturday 2

h. Com. r.

Memoranda

MARCH 1940

Sunday 3

none

Monday 4

exam, W

Tuesday 5

Wednesday 6 *Walter James Mussie*

2 y - Abe Lincoln in Illinois

MARCH 1940

Thursday 7

11.30 *92*

1.30 *2 hrs*

6.0 *2 hrs 1 hr*

Friday 8

*25: a child is born a
Great Victor Herbert*

Saturday 9

7-8 *0 em*

6 200 - 200, 200, 2, 2, 2

1.30 *2 100*

Memoranda

MARCH 1940

Sunday 10

200, 20-22 2 to 10
14 3:

Monday 11 W.L.L.

5° e 10, 200-250

Tuesday 12. bel! 20 mg.

10.30 ee
11.30 20-25
3° 20
60

Wednesday 13

Sec-plate

5° e bel
60: Northwest Passage

MARCH 1940

Thursday 14

Helena 37

10
20
18
Pure 60A.
20

Friday 15

Saturday 16

Luther R. (40)

"Fight for Life"

Memoranda

Mrs. Pollock!

MARCH 1940

Sunday 17

11.30 C to South Park.

Monday 18

10.30 dr. Brice
No gym C 20 flr. - cc. G. H. H.
to His Girl Friday.

Tuesday 19

Wednesday 20

12.30 dr. North Ochs.

to G. H. H.

MARCH 1940

Thursday 21

10.30 - 11.30 V.P.

3-4° G. H. H.

6° V.P. / r - A. H. H.

~ ~ ~ !

Friday 22

Saturday 23

4° V.P. - 5° G. H. H.

6.30 y - Young from Edison - Eastern
Glow, Radio City. 2 y h - 1.30

Memoranda

MARCH 1940

Sunday 24 *Bole*

9.30 Easter Sunday ✓ *6 h 20 min*
10° 2' W - 5' 20" N res / *10° 2' W*
10° 2' W - 5' 20" N
10° 2' W 11 3.

Monday 25

3 - 6° *6 h 20 min*
6 h 20 min

6 h 20 min

Tuesday 26

2.10 *4.10*
4.10 *8.30 - 10.30*
8.30 - 10.30

Wednesday 27

4.30

4.30

MARCH 1940

Thursday 28

5° 20' S, 170° 20' W

Friday 29

2.30 *7 h 50 min*

Saturday 30 *Anti Sharp 88*

6.20 *12.30*

Memoranda

MARCH 1940

Sunday 31

2:00 pm 2 hrs. W. 1.
2:30 2 hrs. 2 hrs. W. 1.
10:15 5 hrs. 5 hrs. W. 1.

Monday 1

APRIL

2:30 2 hrs. 2 hrs. - 2 hrs. W. 1.
to 2 hrs. 2 hrs. 2 hrs.

Tuesday 2

2:00 pm 2 hrs. - 2 hrs. W. 1.
4:00 2 hrs. 4 hrs. E 5 hrs.
5:00 cc. - 6:00 2 hrs. - 2 hrs. W. 1.
to 2 hrs. 2 hrs. W. 1.

Wednesday 3

1:00 2 hrs. 2 hrs. W. 1.
2:00 2 hrs. - 4:00 2 hrs. - 2 hrs. W. 1.
to 2 hrs.

APRIL 1940

Thursday 4

1:00 2 hrs. 2 hrs. W. 1.
2:30 2 hrs. 2 hrs. W. 1.
6:15 2 hrs. 2 hrs. W. 1.

2:00!
2:00!

2:00 (2 hrs.) 2 hrs. W. 1.

Friday 5

12:05 2 hrs. 2 hrs. W. 1.
to 2 hrs.

Saturday 6

4:00 2 hrs. 2 hrs. W. 1.
9:00 2 hrs.

Memoranda

Mrs. Eliot Jameson
400 E. 58 St. - EL 5-1877.
8:30 - 4:50 2 hrs. 2 hrs. W. 1.

2:00 2 hrs. 2 hrs. W. 1.

APRIL 1940

Sunday 7 *Edith*
12.25 *7.25 - 5.00. 6-7° yd!*

6.4 p.

Monday 8
11.0 yd; 3° 2.25 p.m.

Tuesday 9

Wednesday 10 *David Michael R.*
No 2.00.
m. y.

APRIL 1940

Thursday 11

Friday 12 *Killy* *else yd.*

Saturday 13 *1.00, 0.00.*

Memoranda

*Montag Nachmittag
Lehfeldt! or 1000.*

APRIL 1940

Sunday 14

Monday 15

Rachin. Schfeldt!

Tuesday 16

Wednesday 17

Ther.
2. 7⁶ 2 *und.*
2. 30 *und.* - *2000*
5⁰ *und.* - 6¹⁵ *2y*
7⁰ *und.* - 10⁵⁵ *y.*

APRIL 1940

Thursday 18 *A.M.*

Friday 19

Saturday 20

2. 10⁰⁰ - 2. 10⁰⁰

Memoranda

APRIL 1940

Sunday 21

*22 1/2 h. ...
700 to 800 ...
10/100*

Monday 22

Tuesday 23

Wednesday 24

fo!

APRIL 1940

Thursday 25

fo
10.30 ... - 6
10 ... - 4° - 1/2
4.30 ... - 6 ... 2y - 500
Average Cargo - 3
1.25

Friday 26

T. disa

ee

Saturday 27

Memoranda

fo!

APRIL 1940

Sunday 28

2 yf 2 7/2, 11

Monday 29

Susan Bonnie Goldy

Tuesday 30

Castle on the Hudson 2 yf.

Wednesday 1

MAY

MAY 1940

Thursday 2

Friday 3

1 yf 2 yf.

Saturday 4

*Freddy 37 (severn)
20 yf.
11 7/2 - 12 45
wet + cold - see; 2 yf.*

Memoranda

*Mrs. Sidney J. Goldberger
113 Butler Ave.
Roselle Park, N.J.
RO 4-6137-M. - MA 3-5945*

MAY 1940

Sunday 5

7:00 AM - 8:00 AM / 2:00 PM

Monday 6

8:00 AM - 10:00 AM / 1:00 PM - 2:00 PM

Tuesday 7

7:00 AM - 8:00 AM / 1:00 PM - 2:00 PM / Rebecca

Wednesday 8

12:30 PM - 1:30 PM - 2:00 PM / 3:00 PM - 4:00 PM / 4:30 PM - 5:00 PM / 11:00 PM

MAY 1940

Thursday 9

Teddy 07 (approx) / 10:00 AM - 11:30 AM / 1:00 PM - 2:00 PM

"Rebecca" by telephone in morning

Friday 10

Teddy 07 (approx) / 11:00 AM - 12:30 PM / 12:30 PM - 1:00 PM / 6:00 PM - 7:00 PM / "Topper takes a trip" - 11:50 AM

Saturday 11

7:00 AM - 8:00 AM / 9:00 AM - 10:00 AM / 11:00 AM - 12:00 PM / 1:00 PM - 2:00 PM / 3:00 PM - 4:00 PM / 10:00 PM

Memoranda

Mrs. S. Pizer / 2 Amherst St. / Manhattan Beach / Brooklyn, N.Y.

MAY 1940

Sunday 12

9:00 am 2 mlp - ...
O.G. (epi) 2 no - ...
...
... 10° p.

Monday 13

10:30 2 mlp: ...
2 mlp ...
...
...!

Tuesday 14

9:30 ... - 10:15 c.
10:30 385 - C.P.W. 15 c.
2 mlp ...
lec.

Wednesday 15

! O.G. - ! cc.

MAY 1940

Thursday 16

20 mlp!
1:30 5 mlp) ... - 3°.

Friday 17

20 mlp ...
2 mlp: 12⁴² - 119; 2¹⁹ - 3⁰⁸.
...
10 mlp) ... 9¹⁵ - 10¹⁵.

Saturday 18

1.02 g.

Memoranda

MAY 1940

Sunday 19

1 or 2.

"All this a Heaven, too" by
Radul Field.

Monday 20

Peggy

7° 20' N - 10° 15' W

Tuesday 21

10° 20' N - 2° 10' W

is. 1/2!

and.

Wednesday 22

9+5 bed.

MAY 1940

Thursday 23

7° 40' N - 10° 15' W
8:45 - 10:15
11° 00' N - 12° 00' W

Friday 24

11° 00' N - 12° 00' W
3:15 - 4:00
ben 2 cap.

Saturday 25

2 1/2° N - 10° 20' W
6 "For many husbands" a
Charlie Chan in Hawaii

Memoranda

6 or 24!

JUNE 1940

Sunday 2

Yokohama

Mr. W. L. ... cc + ...

Monday 3

T. Martha

Tuesday 4

Tan - Tan (1-24-40)

Wednesday 5

JUNE 1940

Thursday 6

Friday 7

Annunzio Barber

Saturday 8

Memoranda

JUNE 1940

Sunday 16

78° 2 wind 1/2 E (20-25),
67° (10, 10, 10 - 1/2)

Monday 17

80° 1/2

Tuesday 18

Wednesday 19

22 (10) 1/2 - 10° - 10°
34° 23 (10-30) 1/2 - 7°
10° (10) 9° (10) 11° (10)

10° (10) 1/2

JUNE 1940

Thursday 20

Friday 21

Saturday 22

Memoranda

JUNE 1940

Sunday 23

Monday 24

Tuesday 25

9⁰ 2/16 "The Town"
2/6 2/16 10

Wednesday 26

M.C.C.

JUNE 1940

Thursday 27

Friday 28

Saturday 29

Peter G. Galt

Memoranda

*Mrs. Ruth Sloan
Netherland House
3215 Netherland Ave.
Bronx, N. Y. (9th Tivoli 2-0795)*

JUNE 1940

Sunday 30

Monday 1

JULY

Tuesday 2

7:10⁰) ✓ ^{6:00} - 2⁰ - 6:15
3:15 ✓ ^{by 20} - ^{NR} ^{from 2 h.}
3:50) ✓ ^{by 10} - 6:30) 2
✓ 1:20 - 10) 30) 6 - 10:45) 2

Wednesday 3

JULY 1940

Thursday 4

Independence Day

Friday 5

Saturday 6

gives

Memoranda

JULY 1940

Sunday 7

Co 6th Co.

Monday 8 Kurt

W. D. ...

Tuesday 9

2-10 Co ...

Wednesday 10 (Elisha)

2-10 Co ...

JULY 1940

Thursday 11

Friday 12 Mitti Gerson
7:00 - 6:12 11°
7:30 - 3:30
7:30 - 4:30
7:00 - 6:00 Edison, The Man.

Saturday 13

4:00 ... 5:10 ...
6:00 ...
8:30 - The Man who came to dinner.
12:00 - 4:20 - 12:30 2:30 P.

Memoranda

JULY 1940

Sunday 14

11⁴⁵ L - 201 11⁴⁵
12¹⁵ 201 - 1.30 201 - 30
info 201 - 70; 201 - 90
info 201 3 110 - 10 - 100 201

Monday 15 R.J. 06 (4²⁰ - 20)

201 201 - 5 201
12.30 45 201 - 2.30 201, 201
5.30 2 201 201

Tuesday 16

201, 201, 201

Wednesday 17

201, 201, 201

JULY 1940

Thursday 18

201 (20)

Friday 19

Saturday 20

201 201 & 201

Memoranda

JULY 1940

Sunday 21 Mrs. Rigomen?

Y. Lee - 200 (Add), O.C. 6/21
Monday 22

Tuesday 23 17500 38

6000 9-10⁴⁵

Wednesday 24

Y. 67² 10²⁰ - friends without Kaus

JULY 1940

Thursday 25 Vinnus Hochzeitstag

9°) Lee, Lee, Lee - 10°

Friday 26

W. Lee + 300 - 10⁴⁵

Saturday 27

W. Lee - 6000 - 10⁴⁵

Memoranda

JULY 1940

Sunday 28

12:30 / ... - 5°
to ...

Monday 29

2 ... 10° ...
25.8 ...
9:30 ...

Tuesday 30

... 9-1:30 ...
... 6:2.

Wednesday 31

2 ... 11° ...
12° ... 4° ...
to ...

AUGUST 1940

Thursday 1

2 ... - 10° ...
6:22 ...
to ...

Friday 2

to ...
10:30 ...

Saturday 3

2 ... - 10'5 ...
12° ...

Memoranda

Mrs. Genet C. Brown (Dorothy)
86 Deepdale Drive
Manhasset, L.I.
Manhasset 1350

AUGUST 1940

Sunday 4

to "My favorite wife" (with
men

Monday 5

Tuesday 6 *Cedille 97*

Wednesday 7 *Marion*

to *crb* 8⁰ - 11³⁰.

200, 20.

AUGUST 1940

Thursday 8

2 No. cc. y. 200 (2)

Friday 9

to "Waterloo Bridge" 22.

Saturday 10

3/4 20 200 - 4 100.

Memoranda

for

AUGUST, 1940

Sunday 11

20 3/4 2 1/2 - 1/2 - 1/2 - 1/2 - 1/2

Monday 12

Tuesday 13

Rudja

re. 1/2

Wednesday 14

re - 1/2 -

AUGUST 1940

Thursday 15

Friday

6 "A Bill of Divorcement"
(20. 11. 11)

Friday 16

Saturday 17

Memoranda

Mrs. Tom. Stafford
Great Neck, L.I.

AUGUST 1940

Sunday 25 *Shoalbe*

Monday 26

Tuesday 27

Wednesday 28

AUGUST 1940

Thursday 29

Friday 30

*Agos. m. l. p. 2. Cro R
"Scatterbrain" & "intamed"*

Saturday 31

Memoranda

*Mrs. Frid Helger (T.K.)
2 Stratford Rd.
Scarsdale, N.Y.
3079-30*

SEPTEMBER 1940

Sunday 1

Monday 2

Labor Day

Tuesday 3

Wednesday 4

gym 1 p.m. (2 1/2)
Lucky Partners 2 year - go.

SEPTEMBER 1940

Thursday 5

72
*Peter Alexander Tolzer **

Friday 6

Saturday 7

Memoranda

SEPTEMBER 1940

Sunday 8 *Pragerlein*

2⁰⁰ ~ ~ ~ ~ ~ 9:30 p.

Monday 9

*3:31 ~ ~ ~ ~ ~ 6:10 ~ ~ ~ ~ ~
6:20 ~ ~ ~ ~ ~
9:00 ~ ~ ~ ~ ~ 12:00*

Tuesday 10

*sh.
no time for laundry
over 142 - (over)*

Wednesday 11

6:00 p.

SEPTEMBER 1940

Thursday 12

br

Friday 13

*br.
7:45 ~ ~ ~ ~ ~*

sh.

Saturday 14

*10:30 ~ ~ ~ ~ ~
9:45 ~ ~ ~ ~ ~
8:25 ~ ~ ~ ~ ~*

Memoranda

sh - !

SEPTEMBER 1940

Sunday 15

W-H.

Monday 16

10⁴⁵ 2nd ...
12³⁰ ...
3⁴⁰ ...
Susan - 3rd - 2nd - rd.

Tuesday 17

12³⁰ ...
6.15 2nd ...
y. Co. h.

Wednesday 18

5⁰ 2nd - 1st - 3rd.

SEPTEMBER 1940

Thursday 19

2nd.

Friday 20

2nd

Saturday 21

2nd.

Memoranda

SEPTEMBER 1940

Sunday 22

none

Monday 23

*Sibyl Ann Frank **

one

Tuesday 24

*Filenes Kohzeitstag 38
(A 2 01)*

Wednesday 25

cc, de ha, Opg. no (5).

SEPTEMBER 1940

Thursday 26

Friday 27

D. D. no.

Saturday 28

Memoranda

SEPTEMBER 1940

Sunday 29 Fritz

Monday 30 Schmitt 20
Mussliners Holzzeitstag 37

Tuesday 1 OCTOBER

Wednesday 2

12¹² 5²⁰ 11¹⁵ 10²⁰
3²⁰ 5²⁰ - 3³⁰
5²⁰ 7²⁰

OCTOBER 1940

Thursday 3

2¹⁵ 11²⁰ 11²⁰ 11²⁰
11²⁰ 11²⁰ 11²⁰ 11²⁰ 4²⁰
11²⁰ 11²⁰ 11²⁰ 11²⁰ 11²⁰
11²⁰ 11²⁰ 11²⁰ 11²⁰

Friday 4

Kelene
10¹⁰ 11²⁰ 11²⁰ 11²⁰ 11²⁰
11¹⁵ 11²⁰ 11²⁰ 11²⁰
11²⁰ 11²⁰ 11²⁰ 11²⁰

Saturday 5

Memoranda

Mrs. Ernest Frank (L.)
801 - 51 Beverly Rd.
Alexandria, L.I.
Virginia 9-6563

OCTOBER 1940

Sunday 6 *T. Betty*

Monday 7

Tuesday 8

Wednesday 9

*20 B - - (L...) - 4³⁰ C... - 6³⁰
7⁰ y - 10³⁰ - 12⁰*

OCTOBER 1940

Thursday 10 *Alto R. - Emma R.*

Friday 11

Saturday 12

Memoranda

W. G. C.

W. G. C.

W. G. C.

OCTOBER 1940

Sunday 13 *Momi 36*

Monday 14

Tuesday 15

*20 20 20 20 20
to go on the plane.*

Wednesday 16

OCTOBER 1940

Thursday 17

*12° 20' on 10/17
130° 0' 2 - 2 300, 315 (C.C. 12, 10 1/2, 5 1/2)
7' 15" 2 1/2 2 1/2 10 - 10 - 8 30
9' 15" 2 1/2 days together (!) - flight time 1 1/2
11' 15" 2 1/2 days together - 1 30 2*

Friday 18

20 20 20 20 20

Saturday 19

Memoranda

OCTOBER 1940

Sunday 20

~~Armita~~
~~Armita Filene~~

Monday 21

Rolf

Tuesday 22

Armita, Filene.

1200
4000 - 5000
930 - 1100

Wednesday 23

OCTOBER 1940

Thursday 24

Erica (!)

to E. P. C. St.

Friday 25

Clipper: W. C. ...

Saturday 26

W. C. ... 3-9.

Memoranda

OCTOBER 1940

Sunday 27

Monday 28

Tuesday 29

10³⁰ 7³⁰ per, of 10³⁰
election

Wednesday 30
Thomas Paul Berman *

mem. P. A., 225.

OCTOBER 1940

Thursday 31

Friday 1

NOVEMBER

Saturday 2

T. Susi

Memoranda

NOVEMBER 1940

Sunday 3 *Maria*

*I love you again (6-11) x
"Girl from home" (2 of)*

Monday 4

Tuesday 5 *Election Day.*

2 of - 6) 20, 28, 30, 31, 32, 33, 34, 35, 36, 37, 38, 39, 40, 41, 42, 43, 44, 45, 46, 47, 48, 49, 50, 51, 52, 53, 54, 55, 56, 57, 58, 59, 60, 61, 62, 63, 64, 65, 66, 67, 68, 69, 70, 71, 72, 73, 74, 75, 76, 77, 78, 79, 80, 81, 82, 83, 84, 85, 86, 87, 88, 89, 90, 91, 92, 93, 94, 95, 96, 97, 98, 99, 100

Wednesday 6

ref. 27!

NOVEMBER 1940

Thursday 7

*12° E - 1° E - 3° E
33° W - 5° W
6° W - 6+5° W*

2963!

Friday 8

Saturday 9

*12° E - 2° E (2 of 2 of)
"Spring Parade"*

Memoranda

*Mrs. Frances Taylor
370 Riverside Drive
N.Y.C.*

NOVEMBER 1940

Sunday 10 Stephen Michre Jacoby *

20° P.m. - 20° at 6-7°
9° 20° Mayfair Club, 6-11

Monday 11 Rain in evening
6" 20°

7pm. The Klein - 2 / Diamond
Lorselme of Billy Rose - 10³⁰; 11⁴⁵ ✓

Tuesday 12 Rain

2° 20° ev - 20° on Great Profile
x Lined Pipe - 4⁴⁵; 4⁵² P.m. 20°
6.30 ev, R x 10 10 y.
8.30 ✓ ho y.

Wednesday 13 Rain

11.48 20° (20° - 20°!!!)
3.24 E of 20°: Ramparts He Watch
6.30 ho - 8°) - 11° - 3 11°

NOVEMBER 1940

Thursday 14 Rain

10° 20° ev - 20°
12° ev - 20°
40° 20° 20° - 20° 20°
20° 20° - 20° - 8°
✓ 20°

Friday 15

20° 20° - 20° (A.S. 20°)
6.30 ev - 8° ho
9⁴⁵ 20° 20° - 10⁴⁵ y
(20° 20°!)

Saturday 16

20° 20° 20°
20° 20°

Memoranda

NOVEMBER 1940

Sunday 17

2 12° 2 hr (by 4/107.)
to base 23° 2 hr.
50° - 40° - 50° - 70°
10° 5' of veg.
W. 6/10, 10/10.

Monday 18

Eng (W) ✓
12° 0' - 1° 2' 20 W-W 40

Tuesday 19

Wednesday 20

12° 0' - 10°

20/10

NOVEMBER 1940

Thursday 21

Thanksgiving.

5° 20' - CW (6/10, 2-1/2 hr) - 6° 30' CW
7° 0' W, 10° 0' W (7/10!)

Friday 22

12° 0' W

9° 0' W

Saturday 23

Memoranda

G. J. P. W.
Mrs. Peter Goldmark
(P. O. Box) RE 7-0457 (25.-)

NOVEMBER 1940

Sunday 24

Monday 25

Tuesday 26

12° *over*

Seven sinners

Wednesday 27

12° *over* - 5+10

B-

Seven sinners 227
(over)

NOVEMBER 1940

Thursday 28

Thanksgiving Day

Friday 29

Saturday 30

"Bronston" *over* *over*
cc (12!)

over *over* *over* *over*

Memoranda

Mrs. Bobbie Remrentler
3324 69 St. Jackson Heights
H A remeyer 4-7816.

DECEMBER 1940

Sunday 1

veB. 1st

Monday 2

Tuesday 3

Wednesday 4

Vuzzi - Judy 38

DECEMBER 1940

Thursday 5

6 L;

Friday 6

*cc - Mr. G. J. ...
Helen Caroline Schultz **

Atlantic Clipper: R. ...

Saturday 7

Memoranda

*Mrs. Irving Schultz (Greta)
25 W. 68 (9C) - N.Y.C.
EN 2-4986 (PL 3-8890)*

DECEMBER 1940

Sunday 8

Monday 9

27. 11. 1940

*Upper: low (2 ft low), 100 low 20.
g. - 2y 100.*

Tuesday 10

Wednesday 11

*low - 100 ft. 100
9 45 low*

DECEMBER 1940

Thursday 12

Friday 13

No 1 low 1 1/2 hr.

Saturday 14

Memoranda

DECEMBER 1940

Sunday 15

Exp. (w/...)
 20:15 9 a.m. - 9 p.m.
 2 Co. ...

Monday 16

Tuesday 17

2 Co.!

Wednesday 18

DECEMBER 1940

Thursday 19

2 Co. ...

Friday 20

6 m (cc ...)

8 p.m. 20 ...!

Saturday 21

T. Ria
 11:00 ...
 10 ...
 2:30 ...

Memoranda

DECEMBER 1940

Sunday 29

20

Monday 30

P. Emma 67
W. H. 05

... ..

Tuesday 31

6
(12.30 4 2 11)

Memoranda

6

ADDRESSES

... : ~~...~~ - 26 - 70 ...
72 - 14 25 ...
#711 - ...
... (P. ...)
... (700) ...
Life - ...

... (over ...)
U: a.w. - ...
P: 5+10 ... - ut - ...
... ..

cc:
... ..

ADDRESSES

Peter sass suit:
Peter Van Jarm
Paradise Ephyr
Harding blue dye lot 3390

Franz tramtoein -
Spiritus vinigallici.
Balsam of Peru

Dr Bell 10-12. 5-45
Jones MO, WE, FR 7-8^a.
TU, TH, SA? 1-2^o.

Early Nov. 40 - 00: (15ms 2-3c)

Dr Perry 266, Wb
" 16-17^{ms} 56, EW

n: 76 v
u: 11-14, 7A

ADDRESSES

~~Marth~~
~~Apert: 106~~
~~May 10~~ - 600
~~July 10~~
~~Sept 10~~
~~Oct 20~~
~~Nov. 10~~
~~Dec. 20 - 200~~

Dr Fischer Wohlauer, Sads
(Chap. Kijlke's) Myra, Lipschfeld
Lohnfeldt, Levy, Fritz, 2x
Lisbmann (C. 10), Behrenth,
-dampstadt (-6.80) Schriff

Lore Baum
Gerda Kemp
Hilde Künz
Kate Baum
Estie Rosenthal
Mrs. Baum
Eida

CALENDAR 1939

JANUARY							JULY						
S	M	T	W	T	F	S	S	M	T	W	T	F	S
1	2	3	4	5	6	7	2	3	4	5	6	7	8
8	9	10	11	12	13	14	9	10	11	12	13	14	15
15	16	17	18	19	20	21	16	17	18	19	20	21	22
22	23	24	25	26	27	28	23	24	25	26	27	28	29
29	30	31	30	31

FEBRUARY							AUGUST						
S	M	T	W	T	F	S	S	M	T	W	T	F	S
.....	1	2	3	4	1	2	3	4	5
5	6	7	8	9	10	11	6	7	8	9	10	11	12
12	13	14	15	16	17	18	13	14	15	16	17	18	19
19	20	21	22	23	24	25	20	21	22	23	24	25	26
26	27	28	27	28	29	30	31

MARCH							SEPTEMBER						
S	M	T	W	T	F	S	S	M	T	W	T	F	S
.....	1	2	3	4	1	2
5	6	7	8	9	10	11	3	4	5	6	7	8	9
12	13	14	15	16	17	18	10	11	12	13	14	15	16
19	20	21	22	23	24	25	17	18	19	20	21	22	23
26	27	28	29	30	31	24	25	26	27	28	29	30

APRIL							OCTOBER						
S	M	T	W	T	F	S	S	M	T	W	T	F	S
.....	1	1	2	3	4	5	6	7
2	3	4	5	6	7	8	8	9	10	11	12	13	14
9	10	11	12	13	14	15	15	16	17	18	19	20	21
16	17	18	19	20	21	22	22	23	24	25	26	27	28
23	24	25	26	27	28	29	29	30	31
30

MAY							NOVEMBER						
S	M	T	W	T	F	S	S	M	T	W	T	F	S
.....	1	2	3	4	5	6	1	2	3	4
7	8	9	10	11	12	13	5	6	7	8	9	10	11
14	15	16	17	18	19	20	12	13	14	15	16	17	18
21	22	23	24	25	26	27	19	20	21	22	23	24	25
28	29	30	31	26	27	28	29	30

JUNE							DECEMBER						
S	M	T	W	T	F	S	S	M	T	W	T	F	S
.....	1	2	3	1	2
4	5	6	7	8	9	10	3	4	5	6	7	8	9
11	12	13	14	15	16	17	10	11	12	13	14	15	16
18	19	20	21	22	23	24	17	18	19	20	21	22	23
25	26	27	28	29	30	24	25	26	27	28	29	30
.....	31

CALENDAR 1941

JANUARY							JULY						
S	M	T	W	T	F	S	S	M	T	W	T	F	S
.....	1	2	3	4	1	2	3	4	5
5	6	7	8	9	10	11	6	7	8	9	10	11	12
12	13	14	15	16	17	18	13	14	15	16	17	18	19
19	20	21	22	23	24	25	20	21	22	23	24	25	26
26	27	28	29	30	31	27	28	29	30	31

FEBRUARY							AUGUST						
S	M	T	W	T	F	S	S	M	T	W	T	F	S
.....	1	1	2
2	3	4	5	6	7	8	3	4	5	6	7	8	9
9	10	11	12	13	14	15	10	11	12	13	14	15	16
16	17	18	19	20	21	22	17	18	19	20	21	22	23
23	24	25	26	27	28	24	25	26	27	28	29	30
.....	31

MARCH							SEPTEMBER						
S	M	T	W	T	F	S	S	M	T	W	T	F	S
.....	1	1	2
2	3	4	5	6	7	8	3	4	5	6	7	8	9
9	10	11	12	13	14	15	10	11	12	13	14	15	16
16	17	18	19	20	21	22	17	18	19	20	21	22	23
23	24	25	26	27	28	29	24	25	26	27	28	29	30
30	31

APRIL							OCTOBER						
S	M	T	W	T	F	S	S	M	T	W	T	F	S
.....	1	1	2
2	3	4	5	6	7	8	3	4	5	6	7	8	9
9	10	11	12	13	14	15	10	11	12	13	14	15	16
16	17	18	19	20	21	22	17	18	19	20	21	22	23
23	24	25	26	27	28	29	24	25	26	27	28	29	30
30	31

MAY							NOVEMBER						
S	M	T	W	T	F	S	S	M	T	W	T	F	S
.....	1	1
2	3	4	5	6	7	8	2	3	4	5	6	7	8
9	10	11	12	13	14	15	9	10	11	12	13	14	15
16	17	18	19	20	21	22	16	17	18	19	20	21	22
23	24	25	26	27	28	29	23	24	25	26	27	28	29
30	31	30

JUNE							DECEMBER						
S	M	T	W	T	F	S	S	M	T	W	T	F	S
.....	1	1
2	3	4	5	6	7	8	2	3	4	5	6	7	8
9	10	11	12	13	14	15	9	10	11	12	13	14	15
16	17	18	19	20	21	22	16	17	18	19	20	21	22
23	24	25	26	27	28	29	23	24	25	26	27	28	29
30	31	30

1942

CALENDAR 1942

	Sun.	Mon.	Tues.	Wed.	Thur.	Fri.	Sat.		Sun.	Mon.	Tues.	Wed.	Thur.	Fri.	Sat.
Jan	4	5	6	7	8	9	10	July	5	6	7	8	9	10	11
	11	12	13	14	15	16	17		12	13	14	15	16	17	18
	18	19	20	21	22	23	24		19	20	21	22	23	24	25
	25	26	27	28	29	30	31		26	27	28	29	30	31	..
Feb	1	2	3	4	5	6	7	Aug	2	3	4	5	6	7	8
	8	9	10	11	12	13	14		9	10	11	12	13	14	15
	15	16	17	18	19	20	21		16	17	18	19	20	21	22
	22	23	24	25	26	27	28		23	24	25	26	27	28	29
Mar	1	2	3	4	5	6	7	Sept	6	7	8	9	10	11	12
	8	9	10	11	12	13	14		13	14	15	16	17	18	19
	15	16	17	18	19	20	21		20	21	22	23	24	25	26
	22	23	24	25	26	27	28		27	28	29	30
Apr	5	6	7	8	9	10	11	Oct	4	5	6	7	8	9	10
	12	13	14	15	16	17	18		11	12	13	14	15	16	17
	19	20	21	22	23	24	25		18	19	20	21	22	23	24
	26	27	28	29	30		25	26	27	28	29	30	31
May	3	4	5	6	7	8	9	Nov	1	2	3	4	5	6	7
	10	11	12	13	14	15	16		8	9	10	11	12	13	14
	17	18	19	20	21	22	23		15	16	17	18	19	20	21
	24	25	26	27	28	29	30		22	23	24	25	26	27	28
	31		29	30
June	7	8	9	10	11	12	13	Dec	6	7	8	9	10	11	12
	14	15	16	17	18	19	20		13	14	15	16	17	18	19
	21	22	23	24	25	26	27		20	21	22	23	24	25	26
	28	29	30		27	28	29	30	31

THE IDEAL

JUNIOR DIARY

Year

1942

Maps of the World

Postal Regulations

General Information

Cash Account

MADE IN U.S.A.

AUTOMOBILE

NAME OF MAKE *Studebaker*
TYPE OF BODY *Coupe*
NUMBER OF CYLINDERS *6*
DIAM. OF BORE.....STROKE.....
H. P. *22* MFRS. No.....
MODEL *G* YEAR *1940* ENG. No *57470*
DATE ACQUIRED *4-11-41*
REGISTRATION No. *ES3E*
LICENSE No.....
STATE *New Jersey*
PARTICULAR EQUIPMENT *Heater*
.....
.....
PARTICULAR MARKINGS

PERSONAL

NAME *Charlotte Engel Levinson*
ADDRESS *2 Osborne Terrace*
Newark, N. J.
TELEPHONE *Bigelow 8-2634*
IN CASE OF ACCIDENT NOTIFY.....
Orange 5-4062 or Market 2-2226
MY PHYSICIAN *Wm. Levinson M.D.*
HIS ADDRESS AND TELEPHONE *Market 2-*
75 Lincoln Pl, Newark, N. J. 2226
MY HEIGHT IS *5* FT. IN.
MY AVERAGE WEIGHT IS *120 lb.*
SIZE OF HAT *21 1/2* COLLAR.....
SIZE OF SHIRT *34* SLEEVE LENGTH.....
SIZE OF GLOVES *7* SHOES *7 1/2 C-83*
MAKE OF WATCH

CASE No.....WORKS No.....

UNITED STATES POSTAGE

Air Mail.—Mail carried by airplane 6 cents for each ounce or fraction thereof, regardless of distance. This includes transportation to and from the air-mail route.

First-Class.—Letters and all matter sealed or containing writing. Rate 3 cents for each ounce or fraction thereof. Letters for local delivery at letter carrier offices and letters to be delivered by Rural or Star Route carrier and those deposited in boxes along Rural or Star Route 2 cents for each ounce or fraction thereof, and 1 cent where free delivery by carrier is not established.

Business reply cards and envelopes bearing the printed name and address of the distributor and the prescribed indicia, including the number of the special permit, may be distributed, and returned through the mails without prepayment of postage, the regular postage plus one cent additional to be collected on delivery. Postal cards, private mailing cards, souvenir cards 1 cent. (See plain printed cards under third class).

Second-Class.—The rate of postage on publications entered as second-class matter, when sent by others than the publisher or news agent, shall be 1 cent for each 2 ounces or fraction thereof, except when the postage at the rates prescribed for fourth-class matter is lower, in which case the latter rates shall apply: *Provided*, That these rates shall also apply to sample copies of publications entered as second-class matter mailed in excess of the quantity entitled by law to be sent at the pound rates, and to copies mailed by publishers to other than subscribers or to persons who are not properly includable in the legitimate list of subscribers required by law.

Third-Class.—Unsealed. Merchandise, incomplete copies of newspapers, printed and other

mailable matter (except that of the First or Second class) not exceeding 8 ounces, 1½ cents for each 2 ounces or fraction thereof.

Books and catalogues (24 or more pages and substantially bound), seeds, cuttings, bulbs, roots, scions, and plants, not exceeding 8 ounces, 1 cent for each 2 ounces or fraction thereof.

Plain Printed Cards (larger than 2¾" x 4") 1½ cents.

Fourth-Class.—(Parcel Post). All mailable matter over 8 ounces and not exceeding 70 pounds and not included in the three preceding classes. Parcels may not exceed 100 inches in length and girth combined.

Parcel Post

To compute parcel post zone rates use the following table: Local—First pound 7 cents, 1 cent for each additional 2 pounds.

zone	miles	1st pound	each additional lb.
1st	up to 50	8 cents	1.1 cents
2nd	50 to 150	8 cents	1.1 cents
3rd	150 to 300	9 cents	2 cents
4th	300 to 600	10 cents	3.5 cents
5th	600 to 1000	11 cents	5.3 cents
6th	1000 to 1400	12 cents	7 cents
7th	1400 to 1800	14 cents	9 cents
8th	1800 & over	15 cents	11 cents

A fraction of a cent in the total amount of postage on any parcel shall be counted as a full cent. Parcels mailed on rural routes—2 cents less per parcel than at the rates shown herein when addressed for local delivery, and 3 cents less per parcel for other than local delivery.

Special Handling

If quick handling of a parcel is desired, mark "Special Handling" and add to the postage 10 cents up to 2 pounds; 2 to 10 pounds, 15 cents; over 10 pounds, 20 cents.

U. S. Postage—(Continued)

Special Delivery

Special delivery secures the immediate delivery within the "letter carrier" limits of city-delivery offices and within a mile limit of any other post-office; also at houses of patrons living on or within a half mile of rural routes. Special delivery fees in addition to regular postage on first class mail up to 2 pounds, 10 cents; 2 to 10 pounds, 20 cents; over 10 pounds, 25 cents. Fees on other than first class up to 2 pounds, 15 cents; 2 to 10 pounds, 25 cents; over 10 pounds, 35 cents.

Insurance

Domestic third and fourth class mail may be insured against loss, rifling, or damage in an amount equivalent to its actual value. Insurance fees, in addition to the regular postage, valuation not exceeding \$5.—5 cents; \$25.—10 cents; \$50.—15 cents; \$100.—25 cents; \$150.—30 cents; \$200.—35 cents. (Return receipts 3 cents additional).

C. O. D. Service (Domestic)

Parcels may be sent C. O. D. C. O. D. fee, in addition to regular postage, for collections not exceeding \$5.—12 cents; \$25.—17 cents; \$50.—22 cents; \$100.—32 cents; \$150.—40 cents; \$200.—45 cents.

Money Order Fees

Domestic—For sums not exceeding \$2.50, 6 cents; Over \$2.50, to \$5.—8 cents; Over \$5, to \$10.—11 cents; Over \$10, to \$20.—13 cents; Over \$20, to \$40.—15 cents; Over \$40, to \$60.—18 cents; Over \$60, to \$80.—20 cents; Over \$80, to \$100.—22 cents.

HELP IN CASE OF ACCIDENTS

DROWNING. 1. Loosen clothing. 2. Empty lungs of water by laying body on its stomach and lifting it by the middle, letting head hang down. Jerk body a few times. 3. Pull tongue forward, using handkerchief, or pin with string, if necessary. 4. Imitate motion of respiration by alternately compressing and expanding lower ribs about twenty times a minute. Alternately raising and lowering arms from sides up above the head will stimulate action of the lungs. Let it be done gently but persistently. 5. Apply warmth and friction to extremities. 6. By holding tongue forward, closing nostrils and pressing "Adam's apple" back (so as to close entrance to stomach), direct inflation can be tried. Take a deep breath and breathe it forcibly into mouth of patient; compress chest to expel air and repeat operation. 7. **DON'T GIVE UP!** People have been saved after **HOURS** of patient vigorous effort. 8. When breathing begins take patient into warm bed, give **WARM** drinks, or spirits in teaspoonfuls, fresh air and quiet.

BURNS AND SCALDS. Cover with Cooking Soda and lay wet cloths over it. Whites of Eggs and Olive Oil. Olive or Linseed Oil, plain, or mixed with Chalk or Whiting.

SUNSTROKE. Loosen clothing. Get patient into shade, and apply ice-cold water to head.

MAD DOG OR SNAKE BITE. Tie cord tight above wound. Suck wound and cauterize with caustic or white-hot Iron at once, or cut out adjoining parts with sharp knife.

VENOMOUS INSECTS' STINGS, ETC. Apply weak Ammonia, Oil, Salt Water or Iodine.

FAINTING. Place flat on back; allow fresh air and sprinkle with water.

WEIGHTS AND MEASURES

Troy Weight

24 grains—1 pwt. 12 ounces—1 pound.
20 pwts.—1 ounce.

Used for weighing gold, silver and jewels.

Apothecaries' Weight

20 grains—1 scruple. 8 drams—1 ounce.
3 scruples—1 dram. 12 ounces—1 pound.

The ounce and pound in this are the same as in Troy weight.

Avoirdupois Weight

27 11-32 grains—1 dram. 4 quarters—1 cwt.
16 drams—1 ounce. 2,000 lbs.—1 short ton.
16 ounces—1 pound. 2,240 lbs.—1 long ton.
25 pounds—1 quarter.

Dry Measure

2 pints—1 quart. 4 pecks—1 bushel.
8 quarts—1 peck. 36 bushels—1 chaldron.

Liquid Measure

4 gills—1 pint. 31½ gallons—1 barrel.
2 pints—1 quart. 2 barrels—1 hogshead.
4 quarts—1 gallon.

Mariners' Measure

6 feet—1 fathom. 5,280 feet—1 stat. mile.
120 fathoms—1 cable's length. 6,085 feet—1 naut. mile.
7½ cable lengths—1 mile.

Miscellaneous

3 inches—1 palm. 18 inches—1 cubit.
4 inches—1 hand. 21.8 in.—1 Bible cubit.
6 inches—1 span 2½ feet—1 military pace.

Surveyors' Measure

7.92 inches—1 link. 4 rods—1 chain.
25 links—1 rod.
10 sq. chains or 160 square rods—1 acre.
640 acres—1 sq. mile.
36 sq. miles (6 miles sq.)—1 township.

Square Measure

144 sq. inches—1 sq. ft. 40 sq. rods—1 rood.
9 sq. feet—1 sq. yard. 4 roods—1 acre.
30½ sq. yds.—1 sq. rod. 640 acres—1 sq. mile.

Cubic Measure

1,728 cub. in.—1 cub. ft. 128 c. ft.—1 cord (wood)
27 cub. ft.—1 cubic yd. 40 c. ft.—1 ton (shpg.).
2,150.42 cubic inches—1 standard bushel.
268.8 cubic in.—1 standard gallon.
1 cubic foot—about four-fifths of a bushel.

Long Measure

12 inches—1 foot. 40 rods—1 furlong.
3 feet—1 yard. 8 furlongs—1 sta. mile.
5½ yards—1 rod. 3 miles—1 league.

Metric Equivalents.—Linear Measure

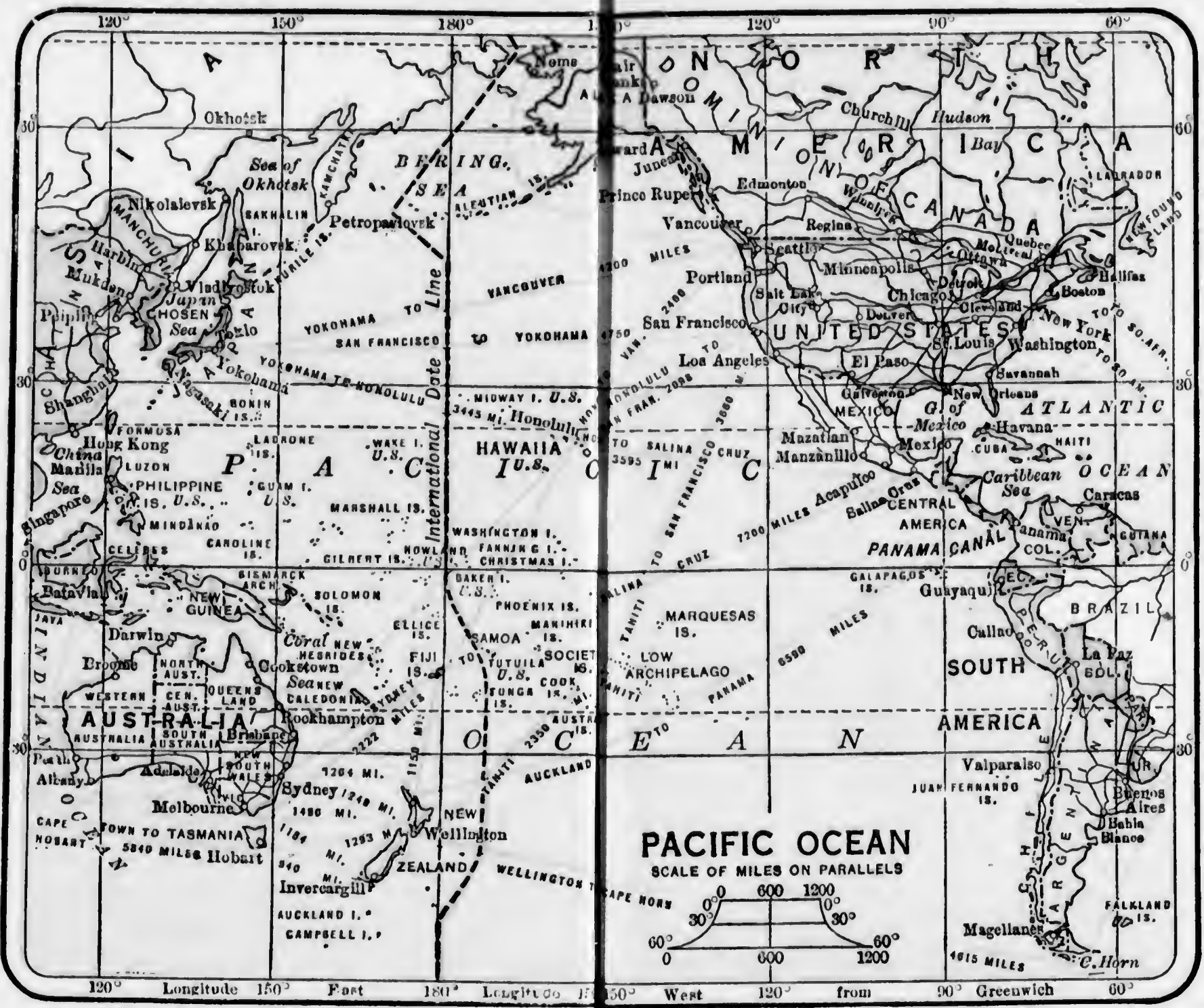
1 centimeter—0.3937 in. 1 in.—2.54 centimeters.
1 decimeter—3.937 in. — 0.328 ft.
1 ft.—3.048 decimeters.
1 meter—39.37 in. — 1.0936 yards.
1 yd.—0.9144 meter.
1 dekameter—1.9884 rds. 1 rd.—0.5029 dekam'r.
1 kilometer—0.62137 m. 1 m.—1.6093 kilom'r.

Square Measure

1 sq. centimeter—0.1550 sq. in.
1 sq. inch—6.452 sq. centimeters.
1 sq. decimeter—0.1076 sq. ft.
1 sq. foot—9.2903 sq. decimeters.
1 sq. meter—1.196 sq. yd. 1 sq. yd.—0.8361 sq. m'r.
1 are—3.954 sq. rods. 1 sq. rd.—0.2529 are.
1 hectare—2.47 acres. 1 acre—0.4047 hectare.
1 sq. kilometer—0.386 sq. m.
1 sq. m.—2.59 sq. kilometers.

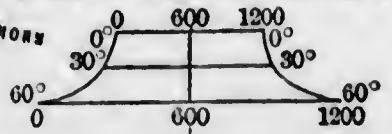
Weights

1 gram—0.03527 ounce. 1 ounce—28.35 grams.
1 kilogram—2.2046 lbs. 1 lb.—0.4536 kilogram.
1 metric ton—1.1023 English tons.
1 English ton—0.9072 metric ton.

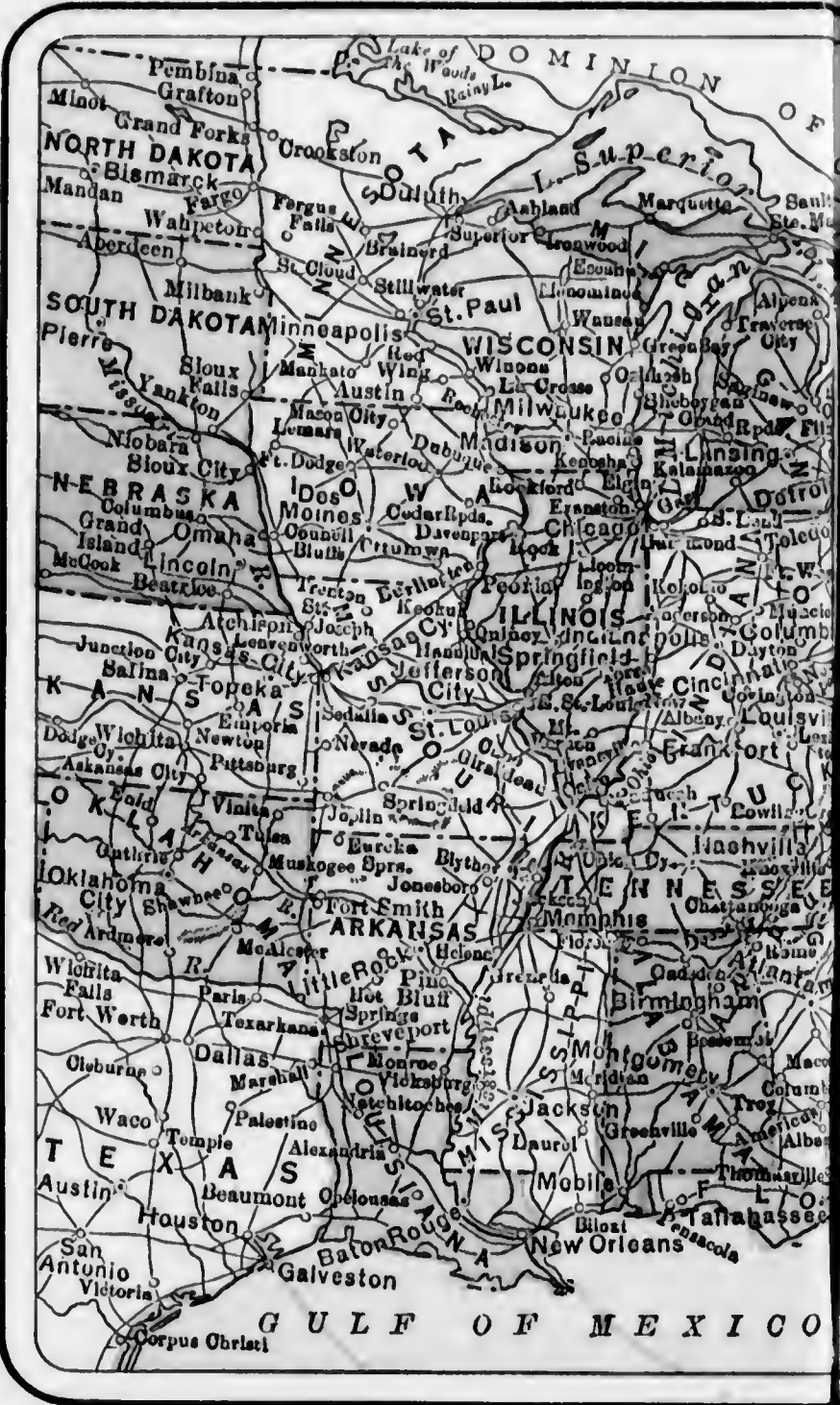


PACIFIC OCEAN

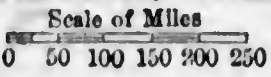
SCALE OF MILES ON PARALLELS



120° Longitude 150° East 180° Longitude 150° West 120° from 90° Greenwich 60°



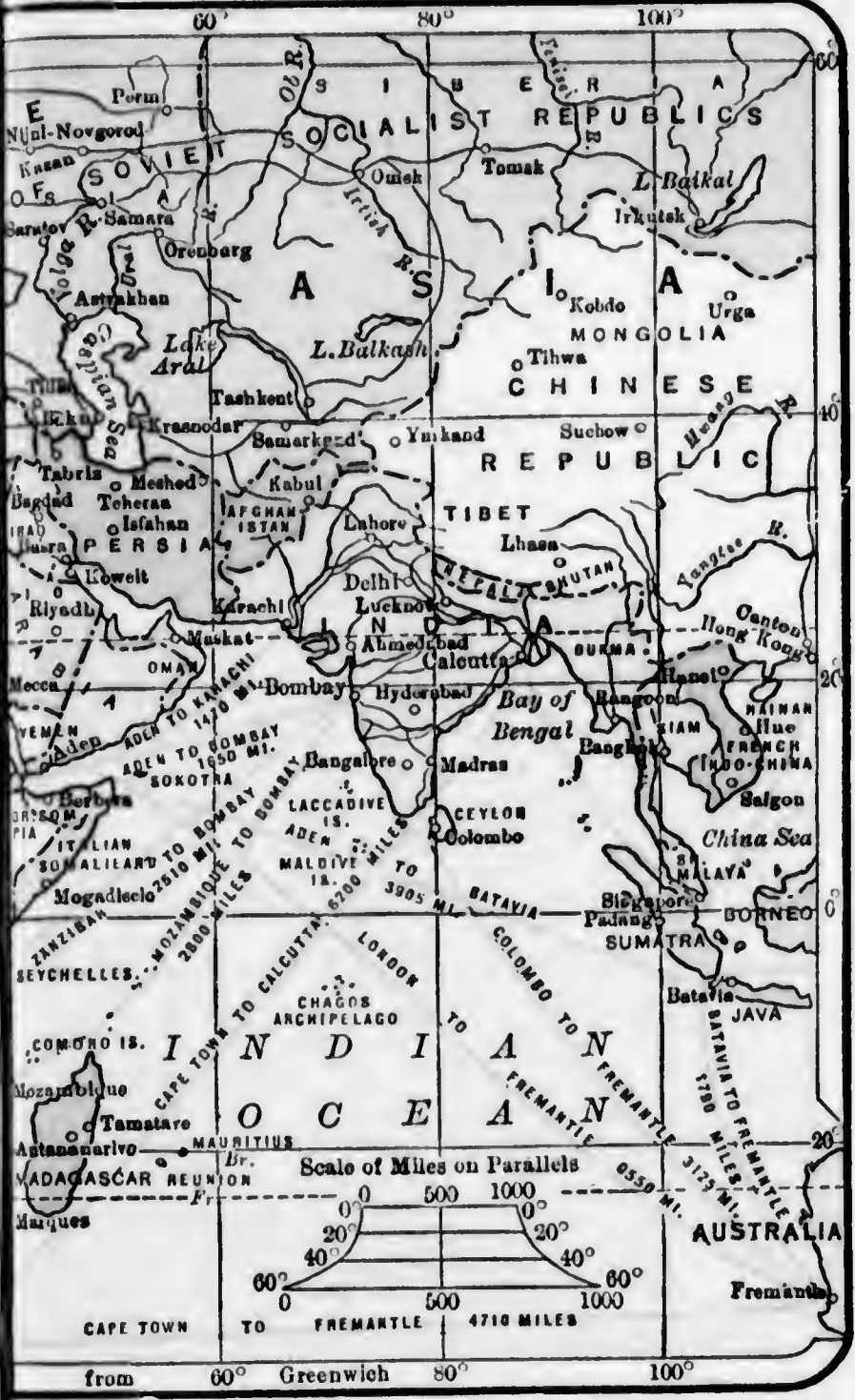
UNITED STATES EASTERN HALF

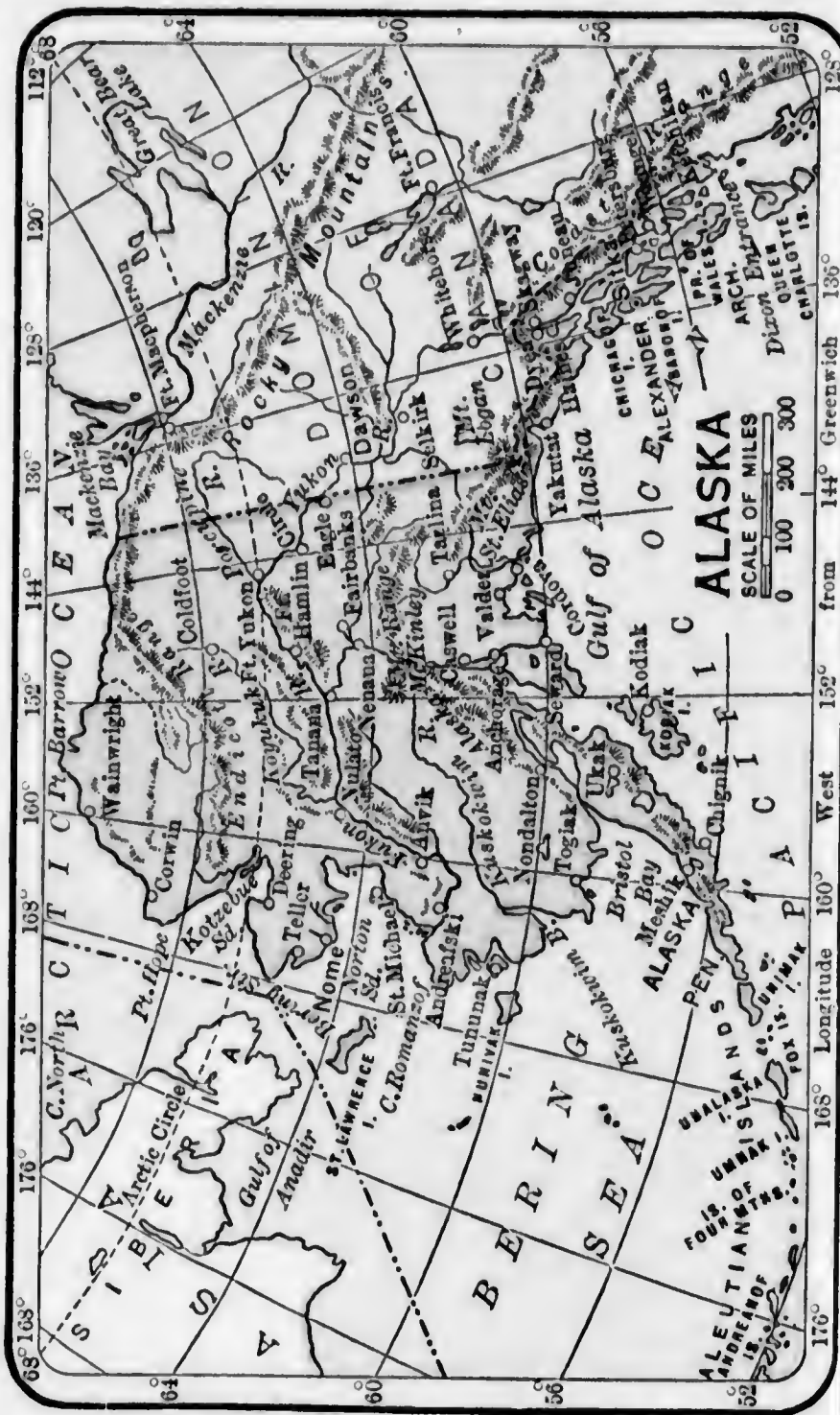


THIS SET OF MAPS
COPYRIGHTED 1932
BY E. EDGAR MILES









DAYS TO REMEMBER IN 1942

- New Year's Day ... Thursday . Jan. 1st.
- Valentine's Day ... Saturday . Feb. 14th.
- St. Patrick's Day .. Tuesday . Mar. 17th.
- Easter Sunday .. Apr. 5 th.
- Mother's Day Sunday . May 10th.
- Children's Day Sunday .. June 14th.
- Father's Day Sunday . June 21st.
- Friendship Day Sunday .. Aug. 2nd.
- Jewish New Year... Sept. 12th. and 13th.
- Hallowe'en Saturday . Oct. 31st.
- Thanksgiving Thursday Nov. 26th.
- Christmas Friday .. Dec. 25th.
- New Year's Day ... Friday Jan. 1, '43.

As a PERSONAL REMINDER circle the Birthday and Anniversary Dates of friends you should remember this year.

MEMORANDA

JANUARY 1942

THURSDAY 1

NEW YEAR'S DAY

1/1/42

FRIDAY 2

SATURDAY 3

MEMORANDA

JANUARY 1942

SUNDAY 4

MONDAY 5

TUESDAY 6

WEDNESDAY 7

"Sealed Lips" & started
with Eve (boy) + c^o car

JANUARY 1942

THURSDAY 8

1-9 am - 10:30

FRIDAY 9

SATURDAY 10

1-4 pm. 1-10 for + 1/2

MEMORANDA

JANUARY 1942

SUNDAY 11

Mr. E. J. Dwyer

MONDAY 12

Mr. J. J. Dwyer

TUESDAY 13

Mr. J. J. Dwyer

WEDNESDAY 14

JANUARY 1942

THURSDAY 15

*Robert Joseph Filene **

Mr. J. J. Dwyer

FRIDAY 16

SATURDAY 17

MEMORANDA

JANUARY 1942

SUNDAY 18

verb - [unclear]

MONDAY 19

TUESDAY 20

*Joan Ellen Rosenfeld **

WEDNESDAY 21

JANUARY 1942

THURSDAY 22

*2 cc, W-W - g (W.C. [unclear])
4 cc - gno*

FRIDAY 23

SATURDAY 24

MEMORANDA

JANUARY 1942

SUNDAY 25

26 - 27 2 ~ 4 0

MONDAY 26

20 4

TUESDAY 27

24 - 11° 20 - 28° - 1° 28°

WEDNESDAY 28

1° 26 1 1/2 60 cc. 14 1/2

JANUARY 1942

THURSDAY 29

100 - 20

FRIDAY 30

10 100

SATURDAY 31

2 100, 2 100, 2 100

MEMORANDA

FEBRUARY 1942

SUNDAY 1

Wed - 1/2 pt.

MONDAY 2

25 cc - 6 hr

TUESDAY 3

WEDNESDAY 4

cc 2 hr

FEBRUARY 1942

THURSDAY 5

1 cc - 2 hr

FRIDAY 6

cc

SATURDAY 7

MEMORANDA

FEBRUARY 1942

SUNDAY 8

6 p.m. Rath. ~~Perth~~

MONDAY 9

AU ~~and~~

TUESDAY 10

10

WEDNESDAY 11

FEBRUARY 1942

THURSDAY 12

FRIDAY 13

SATURDAY 14

MEMORANDA

FEBRUARY 1942

SUNDAY 15

1 to - ee.

MONDAY 16

TUESDAY 17

WEDNESDAY 18

FEBRUARY 1942

THURSDAY 19

My.

FRIDAY 20

SATURDAY 21

J. B.

MEMORANDA

FEBRUARY 1942

SUNDAY 22

Ince
WASHINGTON'S BIRTHDAY

MONDAY 23

TUESDAY 24

Office

WEDNESDAY 25

Best's

FEBRUARY 1942

THURSDAY 26

ky.

FRIDAY 27

SATURDAY 28

Office

MEMORANDA

MARCH 1942

SUNDAY 1

Maplewood 4 p.m.
Helen's bedding

MONDAY 2

Office
appeal agent

TUESDAY 3

Office

WEDNESDAY 4

Office

MARCH 1942

THURSDAY 5

Office

FRIDAY 6

Office

SATURDAY 7

Office

MEMORANDA

MARCH 1942

SUNDAY 8

"Perry + Bess (of 201)"

MONDAY 9

TUESDAY 10

Office p.m.

WEDNESDAY 11

Office p.m.

MARCH 1942

THURSDAY 12

Office log.

2:00 - "Look who's laughing"

FRIDAY 13

8:04 a.m.

p.m. Herbert & Pollock

SATURDAY 14

MEMORANDA

MARCH 1942

SUNDAY 15

Clansom - Golden Wedding

MONDAY 16

Mrs. Block

TUESDAY 17

Flora

WEDNESDAY 18

cc eye 2/3

MARCH 1942

THURSDAY 19

cc 2 to make
pm. Red Cross

FRIDAY 20

log. Kumpf, Alina, Max
James.

SATURDAY 21

Ballet House

MEMORANDA

MARCH 1942

SUNDAY 22

Silos (at Lulu: Pe.)

MONDAY 23

log membership

TUESDAY 24

WEDNESDAY 25

MARCH 1942

THURSDAY 26

Red Cross

FRIDAY 27

SATURDAY 28

MEMORANDA

MARCH 1942

SUN

SUNDAY 29

MO

MONDAY 30

TU

TUESDAY 31

W

WEDNESDAY 1

APRIL

APRIL 1942

THURSDAY 2

Forest Hills - Franks, K.G.
Red Cross

FRIDAY 3

SATURDAY 4

Filenes, Blano (as 6/10/42)

MEMORANDA

Stehardt

APRIL 1942

SUNDAY 5

EASTER

MONDAY 6

TUESDAY 7

WEDNESDAY 8

2-4 sewing
evg. Kolbs

APRIL 1942

THURSDAY 9

Red Cross

FRIDAY 10

SATURDAY 11

log 1 Feuerstein's (Lo (in G. d. - 2))

MEMORANDA

APRIL 1942

SUNDAY 12

Talley

MONDAY 13

TUESDAY 14

2^o Tea M J A

WEDNESDAY 15

2 - 4 Sewing

APRIL 1942

THURSDAY 16

MJ.
Red Curco

FRIDAY 17

Glanbach

SATURDAY 18

MEMORANDA

APRIL 1942

SUNDAY 19

MONDAY 20

TUESDAY 21

WEDNESDAY 22

2-4 Sewing

APRIL 1942

THURSDAY 23

Red Cross

FRIDAY 24

SATURDAY 25

Home - 2-4-40

MEMORANDA

APRIL 1942

SUNDAY 26

MONDAY 27

2 1/2 ~ 11

TUESDAY 28

2 1/2 ~ 11

WEDNESDAY 29

2 1/2 ~ 11
2-4 sewing

APRIL 1942

THURSDAY 30

2 1/2 ~ 11

FRIDAY 1

MAY

2 1/2 E ~ 11

SATURDAY 2

MEMORANDA

MAY 1942

SUNDAY 3

h. b. m.

MONDAY 4

George

TUESDAY 5

office

WEDNESDAY 6

office
Clinical Soc.

MAY 1942

THURSDAY 7

office
Red Cross

FRIDAY 8

office
6:30 - 10:00

SATURDAY 9

office

MEMORANDA

MAY 1942

SUNDAY 10

Denville - Morristown

MONDAY 11

office

TUESDAY 12

office

WEDNESDAY 13

office

MAY 1942

THURSDAY 14

office

Red Cross

FRIDAY 15

280'

office

SATURDAY 16

office

MEMORANDA

MAY 1942

SUNDAY 17

By. ... 2 x, ...

MONDAY 18

G.O.

TUESDAY 19

By. ...

WEDNESDAY 20

MAY 1942

THURSDAY 21

By. Red Cross

FRIDAY 22

By: ...

SATURDAY 23

By

MEMORANDA

MAY 1942

SUNDAY 24

In est c 2x 46/6 + 20.
J. O. R.

MONDAY 25

E.O. copy

TUESDAY 26

St. 1 2nd St

WEDNESDAY 27

E.O. . In Price - 16 - 1/2

MAY 1942

THURSDAY 28

Red Cross

FRIDAY 29

Ny. - Fred Hills - 12/20

SATURDAY 30

MEMORIAL DAY

MEMORANDA

MAY 1942

SUNDAY 31

6-11

MONDAY 1

JUNE

9.0. (Babs - 10)

TUESDAY 2

Dr. Brice - 1st

WEDNESDAY 3

~~Wan Wan~~

JUNE 1942

THURSDAY 4

Wan Wan
Forest Hills - My
Red Cross graduation
9.0. 9.0.

FRIDAY 5

Rm - log. 200, 6 S, 4.

SATURDAY 6

10 20

MEMORANDA

JUNE 1942

SUNDAY 7

MONDAY 8

TUESDAY 9

WEDNESDAY 10

16 per bot.

JUNE 1942

THURSDAY 11

Forest Hills - Filenes

FRIDAY 12

SATURDAY 13

3 v.

MEMORANDA

JUNE 1942

SUNDAY 14

Godi - Lobbenbergs - George

MONDAY 15

TUESDAY 16

WEDNESDAY 17

JUNE 1942

THURSDAY 18

West Hills - Bethrad.

FRIDAY 19

SATURDAY 20

Bedding Lusting

MEMORANDA

JUNE 1942

SUNDAY 21

Eva Maria Frank

MONDAY 22

office

TUESDAY 23

office

WEDNESDAY 24

office

evg. Kolbs

JUNE 1942

THURSDAY 25

office Zyr

FRIDAY 26

office

SATURDAY 27

office

Alina party

MEMORANDA

JUNE 1942

SUNDAY 28

Mamma

MONDAY 29

h
C 16

TUESDAY 30

WEDNESDAY 1

JULY

16 July

JULY 1942

THURSDAY 2

By. ... 206 - 225 h.

FRIDAY 3

R

SATURDAY 4

INDEPENDENCE DAY

Sunnybrook House

MEMORANDA

JULY 1942

SUNDAY 5

Sunnybrook House

MONDAY 6

Office p.m.

TUESDAY 7

W.C.M.

Office p.m.

WEDNESDAY 8

Office p.m.

JULY 1942

THURSDAY 9

Office p.m.

FRIDAY 10

Office p.m.

SATURDAY 11

Office p.m.

MEMORANDA

6/11 ~ 2 ~ 2 ~

JULY 1942

SUNDAY 12

Office

MONDAY 13

TUESDAY 14

WEDNESDAY 15

JULY 1942

THURSDAY 16

FRIDAY 17

SATURDAY 18

MEMORANDA

Went to

JULY 1942

SUNDAY 19

Office

MONDAY 20

Fran Mitt

TUESDAY 21

Edward J. Wiener

WEDNESDAY 22

JULY 1942

THURSDAY 23

FRIDAY 24

Summer

SATURDAY 25

MEMORANDA

JULY 1942

SUNDAY 26

1 Co. G 26

Price

MONDAY 27

TUESDAY 28

WEDNESDAY 29

JULY 1942

THURSDAY 30

FRIDAY 31

SATURDAY 1

AUGUST

August

MEMORANDA

AUGUST 1942

SUNDAY 2

✓ on + 2/1

MONDAY 3

** Peter Joseph Musline
by Rice*

TUESDAY 4

u l on

WEDNESDAY 5

AUGUST 1942

THURSDAY 6

FRIDAY 7

by 121 - 11.40

SATURDAY 8

*day 4
Monty Co.
high*

MEMORANDA

AUGUST 1942

SUNDAY 9

OS

MONDAY 10

*in boy m. p.
office*

TUESDAY 11

WEDNESDAY 12

van - we r.

AUGUST 1942

THURSDAY 13

FRIDAY 14

SATURDAY 15

day
+
day

MEMORANDA

AUGUST 1942

SUNDAY 16

Office

MONDAY 17

TUESDAY 18

WEDNESDAY 19

AUGUST 1942

THURSDAY 20

FRIDAY 21

day &

SATURDAY 22

ing

MEMORANDA

AUGUST 1942

SUNDAY 23

MONDAY 24

TUESDAY 25

WEDNESDAY 26

Office

AUGUST 1942

THURSDAY 27

FRIDAY 28

SATURDAY 29

MEMORANDA

August

Dayton

AUGUST 1942

SUNDAY 30

MONDAY 31

TUESDAY 1

WEDNESDAY 2

Office

SEPTEMBER

SEPTEMBER 1942

THURSDAY 3

FRIDAY 4

SATURDAY 5

MEMORANDA

Day time

SEPTEMBER 1942

SUNDAY 13

• Kraft's Homestead - 46.
in the west of the

MONDAY 14

TUESDAY 15

WEDNESDAY 16

• 9.30 to 10 (Kraft) -
2 ✓ / sent

SEPTEMBER 1942

THURSDAY 17

in.

FRIDAY 18

6 ✓ to head - in.

SATURDAY 19

MEMORANDA

SEPTEMBER 1942

SUNDAY 20

MONDAY 21

TUESDAY 22

WEDNESDAY 23

SEPTEMBER 1942

THURSDAY 24

FRIDAY 25

"Major a Minor"

SATURDAY 26

MEMORANDA

SEPTEMBER 1942

SUNDAY 27

20 11:00 AM -
5.30 AM - 6.00 AM

MONDAY 28

TUESDAY 29

WEDNESDAY 30

to Mr. Sales of Manhattan
Radio City.

OCTOBER 1942

THURSDAY 1

FRIDAY 2

SATURDAY 3

Rummy 41.
to R. G.
L. G.

MEMORANDA

OCTOBER 1942

SUNDAY 4

Subs. 1/2 ... - 1/2 + 200.
90 ... 3/4.

MONDAY 5

TUESDAY 6

100 ... 6 ...

WEDNESDAY 7

OCTOBER 1942

THURSDAY 8

1 to 1 ... 2 ... 2 ...

FRIDAY 9

SATURDAY 10

MEMORANDA

OCTOBER 1942

SUNDAY 11

Ann 05
W-m, M-r, P-l
C-10, C-11, C-12, C-13, C-14, C-15, C-16, C-17, C-18, C-19, C-20

MONDAY 12

TUESDAY 13

4.15 10 - 14

WEDNESDAY 14

6 ~, 10 ~, 20 ~, 30 ~, 40 ~, 50 ~, 60 ~, 70 ~, 80 ~, 90 ~, 100 ~

OCTOBER 1942

THURSDAY 15

FRIDAY 16

SATURDAY 17

MEMORANDA

OCTOBER 1942

SUNDAY 25

MONDAY 26

TUESDAY 27

WEDNESDAY 28

be-Lo.

OCTOBER 1942

THURSDAY 29

24 v Co

FRIDAY 30

SATURDAY 31

MEMORANDA

NOVEMBER 1942

SUNDAY 1

MONDAY 2

TUESDAY 3

WEDNESDAY 4

NOVEMBER 1942

THURSDAY 5

Boston, Mass.

FRIDAY 6

Boston

SATURDAY 7

MEMORANDA

NOVEMBER 1942

SUNDAY 8

Rest

MONDAY 9

TUESDAY 10

WEDNESDAY 11

NOVEMBER 1942

THURSDAY 12

British Workshop

FRIDAY 13

SATURDAY 14

MEMORANDA

NOVEMBER 1942

SUNDAY 15

MONDAY 16

6/1 AM

TUESDAY 17

*24/6 2:00 PM NO
8/10/42*

WEDNESDAY 18

NOVEMBER 1942

THURSDAY 19

2/3

FRIDAY 20

2/6

SATURDAY 21

MEMORANDA

NOVEMBER 1942

SUNDAY 22

East Orange

MONDAY 23

TUESDAY 24

WEDNESDAY 25

h, 2w

NOVEMBER 1942

THURSDAY 26

THANKSGIVING DAY

FRIDAY 27

SATURDAY 28

MEMORANDA

NOVEMBER 1942

SUNDAY 29

W. Boston, Mass.
Pittsboro, N.C. - Newark

MONDAY 30

East Orange - 3 p.m.
Lancaster Pa. (10 p.m. out)

TUESDAY 1

DECEMBER

Roanoke, Va. (10 p.m. out)

WEDNESDAY 2

Chattanooga, Tenn. (10 p.m. out)

DECEMBER 1942

THURSDAY 3

Greenwood, Miss. (10 p.m. out)

FRIDAY 4

1^o Greenville, Miss.; Harmons
by Monroe, La.

SATURDAY 5

Alexandria, La.

MEMORANDA

DECEMBER 1942

SUNDAY 6

MONDAY 7

Sanaka Crest

TUESDAY 8

WEDNESDAY 9

DECEMBER 1942

THURSDAY 10

FRIDAY 11

SATURDAY 12

MEMORANDA

DECEMBER 1942

SUNDAY 27

MONDAY 28

TUESDAY 29

WEDNESDAY 30

DECEMBER 1942

THURSDAY 31

New Orleans, La.

MEMORANDA

MEMORANDA

Imas 1942.

Uo: 2/12/42

W: 4-10/42

W: 2/12/42

W: 4/4/42

W: 3.-

W: 4/4/42

W: 4/4/42

W: 4/4/42

W: 2/12/42

W: 4/4/42 - 2/12/42 - 4/4/42

W: 4/4/42 - 2/12/42 -

W: 4/4/42

W: 3/6/42

W: 4/4/42 - 2/12/42 - 4/4/42

MEMORANDA

AR 25001

1943

CALENDAR 1943

JANUARY							JULY						
S	M	T	W	T	F	S	S	M	T	W	T	F	S
					1	2					1	2	3
3	4	5	6	7	8	9	4	5	6	7	8	9	10
10	11	12	13	14	15	16	11	12	13	14	15	16	17
17	18	19	20	21	22	23	18	19	20	21	22	23	24
24	25	26	27	28	29	30	25	26	27	28	29	30	31
31													

FEBRUARY							AUGUST						
S	M	T	W	T	F	S	S	M	T	W	T	F	S
	1	2	3	4	5	6	1	2	3	4	5	6	7
7	8	9	10	11	12	13	8	9	10	11	12	13	14
14	15	16	17	18	19	20	15	16	17	18	19	20	21
21	22	23	24	25	26	27	22	23	24	25	26	27	28
28							29	30	31				

MARCH							SEPTEMBER						
S	M	T	W	T	F	S	S	M	T	W	T	F	S
	1	2	3	4	5	6				1	2	3	4
7	8	9	10	11	12	13	5	6	7	8	9	10	11
14	15	16	17	18	19	20	12	13	14	15	16	17	18
21	22	23	24	25	26	27	19	20	21	22	23	24	25
28	29	30	31				26	27	28	29	30		

APRIL							OCTOBER						
S	M	T	W	T	F	S	S	M	T	W	T	F	S
				1	2	3						1	2
4	5	6	7	8	9	10	3	4	5	6	7	8	9
11	12	13	14	15	16	17	10	11	12	13	14	15	16
18	19	20	21	22	23	24	17	18	19	20	21	22	23
25	26	27	28	29	30		24	25	26	27	28	29	30
							31						

MAY							NOVEMBER						
S	M	T	W	T	F	S	S	M	T	W	T	F	S
						1		1	2	3	4	5	6
2	3	4	5	6	7	8	7	8	9	10	11	12	13
9	10	11	12	13	14	15	14	15	16	17	18	19	20
16	17	18	19	20	21	22	21	22	23	24	25	26	27
23	24	25	26	27	28	29	28	29	30				
30	31												

JUNE							DECEMBER						
S	M	T	W	T	F	S	S	M	T	W	T	F	S
		1	2	3	4	5				1	2	3	4
6	7	8	9	10	11	12	5	6	7	8	9	10	11
13	14	15	16	17	18	19	12	13	14	15	16	17	18
20	21	22	23	24	25	26	19	20	21	22	23	24	25
27	28	29	30				26	27	28	29	30	31	

Marquette

JUNIOR DIARY

for

1943

With

WORLD MAPS
PERSONAL CASH ACCOUNT
POPULATION OF CITIES
and
Other Valuable Information

Published Annually

IDENTIFICATION

Name *Charlotte Engel Levinson*

Address *75 Lincoln Park Newark, N.J.*

Tel. No. *MI 2-7581*

In Case of Accident or Serious Illness, Please

Notify by Telegraph or Telephone *Orange 5-8062*

A 5865501 date 6-14-43

PERSONAL

Soc. Sec. No. *149-18-9520*

Size of Hat *2 1/2* Collar

Size of Shirt *34* Sleeve Length

Size of Gloves *7 (7/8)* Shoes *7 1/2 C-8B*

Make of Watch { No. of Case
No. of Works

My Height is *5* ft. *4 1/2* in.

My Average Weight is *118* lb.

AUTOMOBILE DESCRIPTION

Make *Studebaker*

Body Type *Coupe*

Engine No. *57470* Serial No.

Title No. Weight

H. P. *22* Year *1940*

License No. *2 11H* State *N.J.*

My Driver's License No. is

Name of Insurance Co. or Agency:

Reid, Appell & Co., N.Y.C.

Individual Markings

11-14-42 14620

1-15-43 17758

10-23-43 20990

Special Equipment *Dealer*

STATES AND THEIR CAPITALS

State	Census 1940	Capital	Admitted to Union
Alabama.....	2,832,961	Montgomery	Dec. 14, 1819
Arizona.....	499,261	Phoenix	Feb. 14, 1912
Arkansas.....	1,949,387	Little Rock	June 15, 1836
California.....	6,907,387	Sacramento	Sept. 9, 1850
Colorado.....	1,123,296	Denver	Aug. 1, 1876
Connecticut....	1,709,242	Hartford	Jan. 9, 1788
Delaware.....	266,505	Dover	Dec. 7, 1787
Florida.....	1,897,414	Tallahassee	Mar. 3, 1845
Georgia.....	3,123,723	Atlanta	Jan. 2, 1788
Idaho.....	524,873	Boise	July 3, 1890
Illinois.....	7,897,241	Springfield	Dec. 3, 1818
Indiana.....	3,427,796	Indianapolis	Dec. 11, 1816
Iowa.....	2,538,268	Des Moines	Dec. 28, 1846
Kansas.....	1,801,028	Topeka	Jan. 29, 1861
Kentucky.....	2,845,627	Frankfort	June 1, 1792
Louisiana.....	2,363,880	Baton Rouge	Apr. 30, 1812
Maine.....	847,226	Augusta	Mar. 15, 1820
Maryland.....	1,821,244	Annapolis	Apr. 28, 1788
Massachusetts.	4,316,721	Boston	Feb. 6, 1788
Michigan.....	5,256,106	Lansing	Jan. 26, 1837
Minnesota.....	2,792,300	St. Paul	May 11, 1858
Mississippi....	2,183,796	Jackson	Dec. 10, 1817
Missouri.....	3,784,664	Jefferson City	Aug. 10, 1821
Montana.....	559,456	Helena	Nov. 8, 1889
Nebraska.....	1,315,834	Lincoln	Mar. 1, 1867
Nevada.....	110,247	Carson City	Oct. 31, 1864
New Hampshire.	491,524	Concord	June 21, 1788
New Jersey....	4,160,165	Trenton	Dec. 18, 1787
New Mexico....	531,818	Santa Fe	Jan. 6, 1912
New York.....	13,479,142	Albany	July 26, 1788
North Carolina	3,571,623	Raleigh	Nov. 21, 1789
North Dakota..	641,935	Bismarck	Nov. 2, 1889
Ohio.....	6,907,612	Columbus	Feb. 19, 1803
Oklahoma.....	2,336,434	Oklahoma City	Nov. 16, 1907
Oregon.....	1,089,684	Salem	Feb. 14, 1859
Pennsylvania..	9,900,180	Harrisburg	Dec. 12, 1787
Rhode Island..	713,346	Providence	May 29, 1790
South Carolina	1,899,804	Columbia	May 23, 1788
South Dakota..	642,961	Pierre	Nov. 2, 1889
Tennessee.....	2,915,841	Nashville	June 1, 1796
Texas.....	6,414,824	Austin	Dec. 29, 1845
Utah.....	550,310	Salt Lake City	Jan. 4, 1896
Vermont.....	359,231	Montpelier	Mar. 4, 1791
Virginia.....	2,677,773	Richmond	June 26, 1788
Washington....	1,736,191	Olympia	Nov. 11, 1889
West Virginia..	1,901,974	Charleston	June 20, 1863
Wisconsin.....	3,137,587	Madison	May 29, 1848
Wyoming.....	250,742	Cheyenne	July 11, 1890

CENSUS OF CITIES 1940 U. S. Census

CITIES OVER 37,000	1920	1930	1940
Akron, Ohio.....	208,435	255,040	244,791
Albany, N. Y.....	113,344	127,412	130,577
Alhambra, Calif.....	9,096	29,472	38,935
Allentown, Pa.....	73,502	92,563	96,904
Altoona, Pa.....	60,331	82,054	80,214
Amarillo, Tex.....	15,494	43,132	51,686
Anderson, Ind.....	29,767	39,804	41,572
Arlington, Mass.....	18,665	36,094	40,013
Arlington, Va.....	16,040	26,615	57,040
Asheville, N. C.....	28,504	50,193	51,310
Atlanta, Ga.....	200,616	270,366	302,288
Atlantic City, N. J.....	50,707	66,198	64,094
Augusta, Ga.....	52,548	60,342	65,919
Aurora, Ill.....	36,397	46,589	47,170
Austin, Texas.....	34,876	53,120	87,930
Baltimore, Md.....	733,826	804,874	859,100
Battle Creek, Mich.....	36,164	43,573	43,453
Bay City, Mich.....	47,554	47,355	47,956
Bayonne, N. J.....	76,754	88,979	79,198
Beaumont, Texas.....	40,422	57,732	59,061
Belvedere, Calif.....	33,023	37,192
Berkeley, Calif.....	56,036	82,109	85,547
Berwyn, Ill.....	14,150	47,027	48,451
Bethlehem, Pa.....	50,358	57,892	58,490
Binghamton, N. Y.....	66,800	76,662	78,309
Birmingham, Ala.....	178,806	259,678	267,583
Bloomfield, N. J.....	22,019	38,077	41,623
Boston, Mass.....	748,060	781,188	770,816
Bridgeport, Conn.....	143,555	146,716	147,121
Brockton, Mass.....	66,254	63,797	62,343
Brookline, Mass.....	37,748	47,490	49,786
Buffalo, N. Y.....	506,775	573,076	575,901
Butte, Mont.....	41,611	39,532	37,081
Cambridge, Mass.....	109,694	113,643	110,879
Camden, N. J.....	116,309	118,700	117,536
Canton, Ohio.....	87,091	104,906	108,401
Cedar Rapids, Iowa.....	45,566	56,097	62,120
Charleston, S. C.....	67,957	62,265	71,275
Charleston, W. Va.....	39,608	60,408	67,914
Charlotte, N. C.....	46,338	82,675	100,899
Chattanooga, Tenn.....	57,895	119,798	128,163
Chelsea, Mass.....	43,184	45,816	41,259
Chester, Pa.....	58,030	59,164	59,285
Chicago, Ill.....	2,701,705	3,376,438	3,396,808
Chicopee, Mass.....	36,214	43,930	41,664

CITIES OVER 37,000	1920	1930	1940
Cicero, Ill.....	44,995	66,602	64,712
Cincinnati, Ohio.....	401,247	451,160	455,610
Cleveland, Ohio.....	796,841	900,429	878,336
Cleveland Heights, Ohio.....	15,236	50,945	54,992
Clifton, N. J.....	26,470	46,875	48,827
Columbia, S. C.....	37,524	51,581	62,396
Columbus, Ga.....	31,125	43,131	53,280
Columbus, Ohio.....	237,031	290,564	306,087
Corpus Christi, Tex.....	10,522	27,741	57,301
Council Bluffs, Iowa.....	36,162	42,048	41,439
Covington, Ky.....	57,121	65,252	62,018
Cranston, R. I.....	29,407	42,911	47,085
Cumberland, Md.....	29,837	37,747	39,483
Dallas, Texas.....	158,976	260,475	294,734
Davenport, Iowa.....	56,727	60,751	66,039
Dayton, Ohio.....	152,559	200,982	210,718
Dearborn, Mich.....	2,470	50,358	63,584
Decatur, Ill.....	43,818	57,510	59,305
Denver, Colo.....	256,491	287,861	322,412
Des Moines, Iowa.....	126,468	142,559	159,819
Detroit, Mich.....	993,678	1,568,662	1,623,452
Dubuque, Iowa.....	39,141	41,679	43,892
Duluth, Minn.....	98,917	101,463	101,065
Durham, N. C.....	21,719	52,037	60,195
East Chicago, Ind.....	35,967	54,784	54,637
East Cleveland, Ohio.....	27,292	39,667	39,495
East Orange, N. J.....	50,710	68,020	68,945
East St. Louis, Ill.....	66,767	74,347	75,609
Elgin, Ill.....	27,454	35,929	38,333
Elizabeth, N. J.....	95,783	114,589	109,912
Elmira, N. Y.....	45,393	47,397	45,106
El Paso, Texas.....	77,560	102,421	96,810
Erie, Pa.....	93,372	115,967	116,955
Evanston, Ill.....	37,234	63,120	65,389
Evansville, Ind.....	85,264	102,249	97,062
Everett, Mass.....	40,120	48,424	46,784
Fall River, Mass.....	120,485	115,274	115,428
Fitchburg, Mass.....	41,029	40,692	41,824
Flint, Mich.....	91,599	156,492	151,543
Fort Wayne, Ind.....	86,549	114,946	118,410
Fort Worth, Texas.....	106,482	163,447	177,662
Fresno, Calif.....	45,086	52,513	60,685
Galveston, Texas.....	44,255	52,938	60,862
Gary, Ind.....	55,378	100,426	111,719
Glendale, Calif.....	13,536	62,736	82,582
Grand Rapids, Mich.....	137,634	168,592	164,292
Green Bay, Wis.....	31,017	37,415	46,235

CITIES OVER 37,000	1920	1930	1940
Greensboro, N. C.....	19,861	53,569	59,319
Hamilton, Ohio.....	39,675	52,176	50,592
Hammond, Ind.....	36,004	64,560	70,184
Hamtramck, Mich.....	48,615	56,268	49,839
Harrisburg, Pa.....	75,917	80,339	83,893
Hartford, Conn.....	138,036	164,072	166,267
Haverhill, Mass.....	53,884	48,710	46,752
Hazleton, Pa.....	32,277	36,765	38,009
Highland Park, Mich.....	46,499	52,959	50,810
High Point, N. C.....	14,302	36,745	38,495
Hoboken, N. J.....	68,166	59,261	50,115
Holyoke, Mass.....	60,203	56,537	53,750
Houston, Texas.....	138,276	292,352	384,514
Huntington, W. Va.....	50,177	75,572	78,836
Indianapolis, Ind.....	314,194	364,161	386,972
Irvington, N. J.....	25,480	56,733	55,328
Jackson, Mich.....	48,374	55,187	49,656
Jackson, Miss.....	22,817	48,282	62,107
Jacksonville, Fla.....	91,558	129,549	173,065
Jamestown, N. Y.....	38,917	45,155	42,638
Jersey City, N. J.....	298,103	316,715	301,173
Johnstown, Pa.....	67,327	66,993	66,668
Joliet, Ill.....	38,442	42,993	42,365
Joplin, Mo.....	29,902	33,454	37,144
Kalamazoo, Mich.....	48,487	54,786	54,097
Kansas City, Kansas.....	101,177	121,857	121,458
Kansas City, Mo.....	324,410	399,746	399,178
Kearny, N. J.....	26,724	40,716	39,467
Kenosha, Wis.....	40,472	50,262	48,765
Knoxville, Tenn.....	77,818	105,802	111,580
La Crosse, Wis.....	30,421	39,614	42,707
Lakewood, Ohio.....	41,732	70,509	69,160
Lancaster, Pa.....	53,150	59,949	61,345
Lansing, Mich.....	57,327	78,397	78,753
Laredo, Texas.....	22,710	32,618	39,274
Lawrence, Mass.....	94,270	85,068	84,323
Lewiston, Me.....	31,791	34,948	38,598
Lexington, Ky.....	41,534	45,736	49,304
Lima, Ohio.....	41,326	42,287	44,711
Lincoln, Nebr.....	54,948	75,933	81,984
Little Rock, Ark.....	65,142	81,679	88,039
Long Beach, Calif.....	55,593	142,032	164,271
Lorain, Ohio.....	37,295	44,512	44,125
Los Angeles, Calif.....	576,673	1,238,048	1,504,277
Louisville, Ky.....	234,891	307,745	319,077
Lowell, Mass.....	112,759	100,234	101,389
Lower Merion, Pa.....	23,866	35,166	39,566

CITIES OVER 37,000	1920	1930	1940
Lynchburg, Va.....	30,070	40,661	44,541
Lynn, Mass.....	99,148	102,320	98,123
Macon, Ga.....	52,995	53,829	57,865
Madison, Wis.....	38,378	57,899	67,447
Malden, Mass.....	49,103	58,036	58,010
Manchester, N. H.....	78,384	76,834	77,685
Mansfield, Ohio.....	27,824	33,525	37,154
McKeesport, Pa.....	46,781	54,632	55,355
Medford, Mass.....	39,038	59,714	63,083
Memphis, Tenn.....	162,351	253,143	292,942
Meriden, Conn.....	29,867	38,481	39,494
Miami, Fla.....	29,571	110,637	172,172
Milwaukee, Wis.....	457,147	578,249	587,472
Minneapolis, Minn.....	380,582	464,356	492,370
Mobile, Ala.....	60,777	68,202	78,720
Montclair, N. J.....	28,810	42,017	39,807
Montgomery, Ala.....	43,464	66,079	78,084
Mt. Vernon, N. Y.....	42,726	61,499	67,362
Muncie, Ind.....	36,524	46,548	49,720
Muskegon, Mich.....	36,570	41,390	47,697
Nashville, Tenn.....	118,342	153,866	167,402
Newark, N. J.....	414,524	442,337	429,760
New Bedford, Mass.....	121,217	112,597	110,341
New Britain, Conn.....	59,316	68,128	68,685
New Castle, Pa.....	44,938	48,674	47,638
New Haven, Conn.....	162,537	162,655	160,605
New Orleans, La.....	387,219	458,762	494,537
Newport News, Va.....	35,596	34,417	37,067
New Rochelle, N. Y.....	36,213	54,000	58,408
Newton, Mass.....	46,054	65,276	69,873
New York, N. Y.....	5,620,048	6,930,446	7,454,995
Niagara Falls, N. Y.....	50,760	75,460	78,029
Norfolk, Va.....	115,777	129,710	144,332
Norristown, Pa.....	32,319	35,853	38,181
North Bergen, N. J.....	23,344	40,714	39,714
Norwalk, Conn.....	27,743	36,019	39,849
Oakland, Calif.....	216,261	284,063	302,163
Oak Park, Ill.....	39,858	63,982	66,015
Ogden, Utah.....	32,804	40,272	43,688
Oklahoma City, Okla.....	91,295	185,389	204,424
Omaha, Nebr.....	191,601	214,006	223,844
Oshkosh, Wis.....	33,162	40,108	39,089
Pasadena, Calif.....	45,354	76,086	81,864
Passaic, N. J.....	63,841	62,959	61,394
Paterson, N. J.....	135,875	138,513	139,656
Pawtucket, R. I.....	64,248	77,149	75,797
Pensacola, Fla.....	31,035	31,579	37,449

CITIES OVER 37,000	1920	1930	1940
Peoria, Ill.....	76,121	104,969	105,087
Perth Amboy, N. J.....	41,707	43,516	41,242
Philadelphia, Pa.....	1,823,779	1,950,961	1,931,334
Phoenix, Ariz.....	29,053	48,118	65,414
Pittsburgh, Pa.....	588,343	669,817	671,659
Pittsfield, Mass.....	41,763	49,677	49,684
Plainfield, N. J.....	27,700	34,422	37,469
Pontiac, Mich.....	34,273	64,928	66,626
Port Arthur, Texas.....	22,251	50,902	46,140
Portland, Me.....	69,272	70,810	73,643
Portland, Ore.....	258,288	301,815	305,394
Portsmouth, Ohio.....	33,011	42,560	40,466
Portsmouth, Va.....	54,387	45,704	50,745
Poughkeepsie, N. Y.....	35,000	40,288	40,478
Providence, R. I.....	237,595	252,981	253,504
Pueblo, Colo.....	43,050	50,096	52,162
Quincy, Ill.....	35,978	39,241	40,469
Quincy, Mass.....	47,876	71,983	75,810
Racine, Wis.....	58,593	67,542	67,195
Raleigh, N. C.....	24,418	37,379	46,897
Reading, Pa.....	107,784	111,171	110,568
Richmond, Va.....	171,667	182,929	193,042
Roanoke, Va.....	50,842	69,206	69,287
Rochester, N. Y.....	295,750	328,132	324,975
Rockford, Ill.....	65,651	85,864	84,637
Rock Island, Ill.....	35,177	37,953	42,775
Sacramento, Calif.....	65,908	93,750	105,958
Saginaw, Mich.....	61,903	80,715	82,794
St. Joseph, Mo.....	77,939	80,935	75,711
St. Louis, Mo.....	772,897	821,960	816,048
St. Paul, Minn.....	234,698	271,606	287,736
St. Petersburg, Fla.....	14,237	40,425	60,812
Salem, Mass.....	42,529	43,353	41,213
Salt Lake City, Utah.....	118,110	140,267	149,934
San Antonio, Texas.....	161,379	231,542	253,854
San Bernardino, Calif.....	18,721	37,481	43,646
San Diego, Calif.....	74,361	147,995	203,341
San Francisco, Calif.....	506,676	634,394	634,536
San Jose, Calif.....	39,642	57,651	68,457
Santa Monica, Calif.....	15,252	37,146	53,500
Savannah, Ga.....	83,252	85,024	95,996
Schenectady, N. Y.....	88,723	95,692	87,549
Scranton, Pa.....	137,783	143,433	140,404
Seattle, Wash.....	315,312	365,583	368,302
Sheboygan, Wis.....	30,955	39,251	40,638
Shreveport, La.....	43,874	76,655	98,167
Sioux City, Iowa.....	71,227	79,183	82,364

CITIES OVER 37,000	1920	1930	1940
Sioux Falls, S. Dak.....	25,202	33,362	40,832
Somerville, Mass.....	93,091	103,908	102,177
South Bend, Ind.....	70,983	104,193	101,268
Spokane, Wash.....	104,437	115,514	122,001
Springfield, Ill.....	59,183	71,864	75,503
Springfield, Mass.....	129,614	149,900	149,554
Springfield, Mo.....	39,631	57,527	61,238
Springfield, Ohio.....	60,840	68,743	70,662
Stamford, Conn.....	35,096	46,343	47,938
Steubenville, Ohio.....	28,508	35,422	37,651
Stockton, Calif.....	40,296	47,963	54,714
Syracuse, N. Y.....	171,717	209,326	205,967
Tacoma, Wash.....	96,965	106,817	109,408
Tampa, Fla.....	51,608	101,161	108,391
Taunton, Mass.....	37,137	37,355	37,395
Terre Haute, Ind.....	66,083	62,810	62,693
Toledo, Ohio.....	243,164	290,718	282,349
Topeka, Kansas.....	50,022	64,120	67,833
Trenton, N. J.....	119,289	123,356	124,697
Troy, N. Y.....	71,996	72,763	70,304
Tulsa, Okla.....	72,075	141,258	142,157
Union City, N. J.....	58,659	56,173
Upper Darby, Pa.....	8,956	47,145	56,883
Utica, N. Y.....	94,156	101,740	100,518
Waco, Texas.....	38,500	52,848	55,982
Waltham, Mass.....	30,915	39,247	40,020
Warren, Ohio.....	27,050	41,062	42,837
Washington, D. C.....	437,571	486,869	663,091
Waterbury, Conn.....	91,715	99,902	99,314
Waterloo, Iowa.....	36,230	46,191	51,743
West New York, N. J.....	29,926	37,107	39,439
Wheeling, W. Va.....	56,208	61,659	61,099
White Plains, N. Y.....	21,031	35,830	40,327
Wichita, Kansas.....	72,217	111,110	114,966
Wichita Falls, Texas.....	40,079	43,690	45,112
Wilkes-Barre, Pa.....	73,833	86,626	86,236
Williamsport, Pa.....	36,198	45,729	44,355
Wilmington, Del.....	110,168	106,597	112,504
Winston-Salem, N. C.....	48,395	75,274	79,815
Woonsocket, R. I.....	43,496	49,376	49,303
Worcester, Mass.....	179,754	195,311	193,694
Yonkers, N. Y.....	100,176	134,646	142,598
York, Pa.....	47,512	55,254	56,712
Youngstown, Ohio.....	132,358	170,002	167,720
Zanesville, Ohio.....	29,569	36,440	37,500

PRESIDENTS OF THE UNITED STATES

No.	Name	Age	Born	Inaug.	Term in Office	Native of	Died	Polit. Party
1.....	George Washington.....	57	Feb. 22, 1732	1789	8 years	Virginia	Dec. 14, 1799	Federal
2.....	John Adams.....	61	Oct. 30, 1735	1797	4	Massachusetts	July 4, 1826	Dem-Rep
3.....	Thomas Jefferson.....	57	Apr. 13, 1743	1801	4	Virginia	July 4, 1826	Dem-Rep
4.....	James Madison.....	57	Mar. 16, 1751	1809	8	June 28, 1836
5.....	James Monroe.....	58	Apr. 28, 1758	1817	8	July 4, 1831
6.....	John Quincy Adams.....	57	July 11, 1767	1825	4	Massachusetts	Feb. 23, 1848	Coalition Democrat
7.....	Andrew Jackson.....	61	Mar. 15, 1767	1829	4	N. Carolina	June 8, 1845	Democrat
8.....	Martin Van Buren.....	54	Dec. 6, 1782	1837	4	New York	July 24, 1862	Whig
9.....	Wm. H. Harrison.....	68	Feb. 9, 1773	1841	1 month	Ohio	Apr. 4, 1841	Whig
10.....	John Tyler.....	51	Mar. 29, 1790	1841	3 yrs. 11 mos.	Virginia	Jan. 18, 1862	Democrat
11.....	James Knox Polk.....	49	Nov. 2, 1795	1845	4 yrs.	N. Carolina	June 15, 1849	Democrat
12.....	Zachary Taylor.....	64	Sep. 24, 1784	1849	1 year, 4 mos.	Virginia	July 9, 1850	Whig
13.....	Millard Fillmore.....	50	Feb. 7, 1800	1850	2 years, 8 mos.	New York	Mar. 8, 1874	Democrat
14.....	Franklin Pierce.....	48	Nov. 23, 1804	1853	4 years	N. Hampshire	Oct. 8, 1869	Democrat
15.....	James Buchanan.....	65	Apr. 23, 1791	1857	4	Pennsylvania	June 1, 1868	Democrat
16.....	Abraham Lincoln.....	52	Feb. 12, 1809	1861	4 yrs., 40 days	Kentucky	Apr. 15, 1865	Republican
17.....	Andrew Johnson.....	56	Dec. 29, 1808	1865	3 yrs., 10 1/2 mos.	N. Carolina	July 31, 1875
18.....	Ulysses S. Grant.....	46	Apr. 27, 1822	1869	8 years	Ohio	July 23, 1885
19.....	Rutherford B. Hayes.....	54	Oct. 4, 1822	1877	4 years	Jan. 17, 1893
20.....	James A. Garfield.....	49	Nov. 19, 1831	1881	6 1/2 months	Sep. 19, 1881
21.....	Chester A. Arthur.....	50	Oct. 5, 1830	1881	3 yrs 5 1/2 mos.	Vermont	Nov. 18, 1886	Democrat
22-24.....	Grover Cleveland.....	47	Mar. 18, 1837	1885	4 years	New Jersey	June 24, 1908	Republican
25.....	Benjamin Harrison.....	55	Aug. 20, 1833	1889	4 yrs. 6 mo. 10 d.	Ohio	Mar. 13, 1901
26.....	William McKinley.....	54	Jan. 29, 1843	1897	7 yrs. 5 mo. 20 d.	New York	Sep. 14, 1901
27.....	Theodore Roosevelt.....	42	Oct. 27, 1858	1901	4 years	Ohio	Jan. 6, 1919
28.....	Wm. H. Taft.....	53	Sep. 15, 1857	1909	8 years	Ohio	Mar. 8, 1930
29.....	Woodrow T. Wilson.....	56	Dec. 28, 1856	1913	5 yrs. 7 mo. 29 d.	Ohio	Feb. 3, 1923
30.....	Warren G. Harding.....	55	Nov. 2, 1865	1921	5 yrs. 7 mo. 2 da.	Ohio	Aug. 2, 1923
31.....	Calvin Coolidge.....	51	July 4, 1872	1923	4 years	Vermont	Jan. 5, 1933
32.....	Herbert C. Hoover.....	54	Aug. 10, 1874	1929	Iowa
.....	Franklin D. Roosevelt.....	51	Jan. 30, 1882	1933	New York	Democrat

WEIGHTS AND MEASURES

TROY WEIGHT

24 grains.....1 pwt. 12 ounces....1 pound
20 pwts.....1 ounce

Used for weighing gold, silver and jewels.

APOTHECARIES WEIGHT

20 grains....1 scruple 8 drams.....1 ounce
3 scruples....1 dram 12 ounces....1 pound

The ounce and pound in this are the same as in Troy Weight.

AVOIRDUPOIS WEIGHT

27 $\frac{11}{32}$ grains...1 dram 4 quarters.....1 cwt.
16 drams...1 ounce 2,000 lbs..1 short ton
16 ounces....1 pound 2,240 lbs...1 long ton
25 pounds...1 quarter

DRY MEASURE

2 pints.....1 quart 4 pecks.....1 bushel
8 quarts.....1 peck 36 bushels, 1 chaldron

LIQUID MEASURE

4 gills.....1 pint 31 $\frac{1}{2}$ gallons..1 barrel
2 pints.....1 quart 2 barrels..1 hogshead
4 quarts.....1 gallon

LONG MEASURE

12 inches.....1 foot 40 rods.....1 furlong
3 feet.....1 yard 8 furlongs, 1 sta. mile
5 $\frac{1}{2}$ yards.....1 rod 3 miles.....1 league

CLOTH MEASURE

2 $\frac{1}{4}$ inches.....1 nail 4 quarters.....1 yard
4 nails.....1 quarter

SQUARE MEASURE

144 sq. inches, 1 sq. ft. 40 sq. rods....1 rood
9 sq. ft....1 sq. yard 4 roods.....1 acre
30 $\frac{1}{4}$ sq. yds., 1 sq. rod 640 acres..1 sq. mile

SURVEYOR'S MEASURE

7.92 inches=1 link 4 rods=1 chain
25 links=1 rod
10 square chains or 160 sq. rods=1 acre
640 acres=1 square mile
36 sq. miles 6 miles sq.=1 township

CUBIC MEASURE

1.728 cubic inches=1 cubic foot
128 cubic feet=1 cord wood
27 cu. ft.=1 cu. yard. 40 cu. ft.=1 ton shpg.
2,150.42 cubic inches=1 standard bushel
268.8 cubic inches=1 standard gallon dry
231 cubic inches=1 standard gallon liquid
1 cubic foot=about four-fifths of a bushel
1 Perch=A mass 16 $\frac{1}{2}$ ft. long, 1 ft. high and 1 $\frac{1}{2}$ ft. wide, containing 24 $\frac{3}{4}$ cubic feet.

METRIC EQUIVALENTS Linear Measure

1 centimeter=0.3937 in. 1 in.=2.54 centimeters
1 decimeter=3.937 in. 1 foot=3.048 decimeter.
=0.328 feet. 1 meter=0.9144 meter.
1 meter=39.37 in.=1.0936 yards.
1 dekameter=1.9884 rods. 1 rod=0.5029 deka.
1 kilometer=0.62137 mile. 1 mile=1.6093 kilo.

SQUARE MEASURE

1 sq. centimeter=0.1550 square inches. 1 sq. inch=6.452 sq. centimeters.
1 sq. decimeter=0.1076 square feet. 1 sq. ft.=9.2903 sq. decimeters.
1 sq. meter=1.196 sq. yd. 1 sq. yd.=0.8361 sq. m.
1 acre=3.954 sq. rods. 1 sq. rod=0.2529 acre.
1 hektar=2.47 acres. 1 acre=0.4047 hektar.
1 sq. kilometer=0.386 sq. m. 1 sq. meter=2.59 sq. kilometers.

WEIGHTS

1 gram=0.03527 ounce. 1 ounce=28.35 grams.
1 kilogram=2.204622 lbs. 1 lb.=0.4536 kilogram.
1 metric ton=0.9842 English ton. 1 English ton=1.0160 metric ton.

APPROXIMATE METRIC EQUIVALENTS

1 decimeter=4 inches
1 meter=1.1 yards.
1 kilometer= $\frac{5}{8}$ of mile
1 hektare=2 $\frac{1}{2}$ acres
1 stere, or cu. meter= $\frac{1}{4}$ of a cord
1 liter= } 1.06 qt. liquid
 } 0.9 qt. dry
1 hektoliter=2.8 bu.
1 kilogram=2.2 lbs.
1 metric ton=2,200 lbs.

Cash Account—SEPTEMBER

9/6	L.E.	12.00	40. -
13	"	27	40. -
20	L.E.	28.00	40. -
27	L.E.	15.00	40. -
			<u>160. -</u>
x		5. -	
		13.50	
x		41.50	
		8. -	
		2. -	
		2. -	
		1.25	
		1. -	
		1. -	
		8. -	
		1.50	
		6. -	
		2. -	
		1. -	
		3. -	
		1.12	
		2. -	
		<u>100. -</u>	

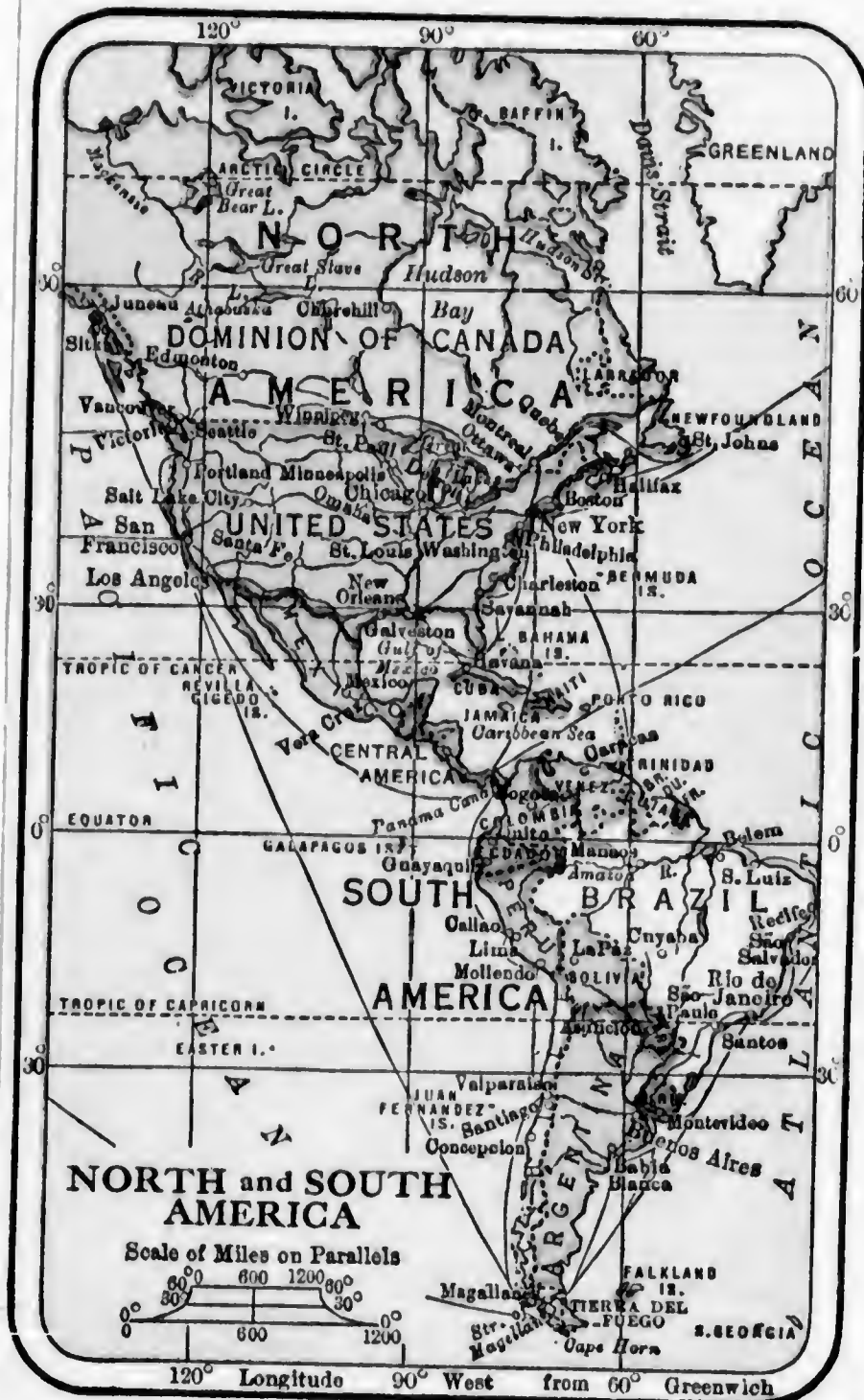
Cash Account—OCTOBER

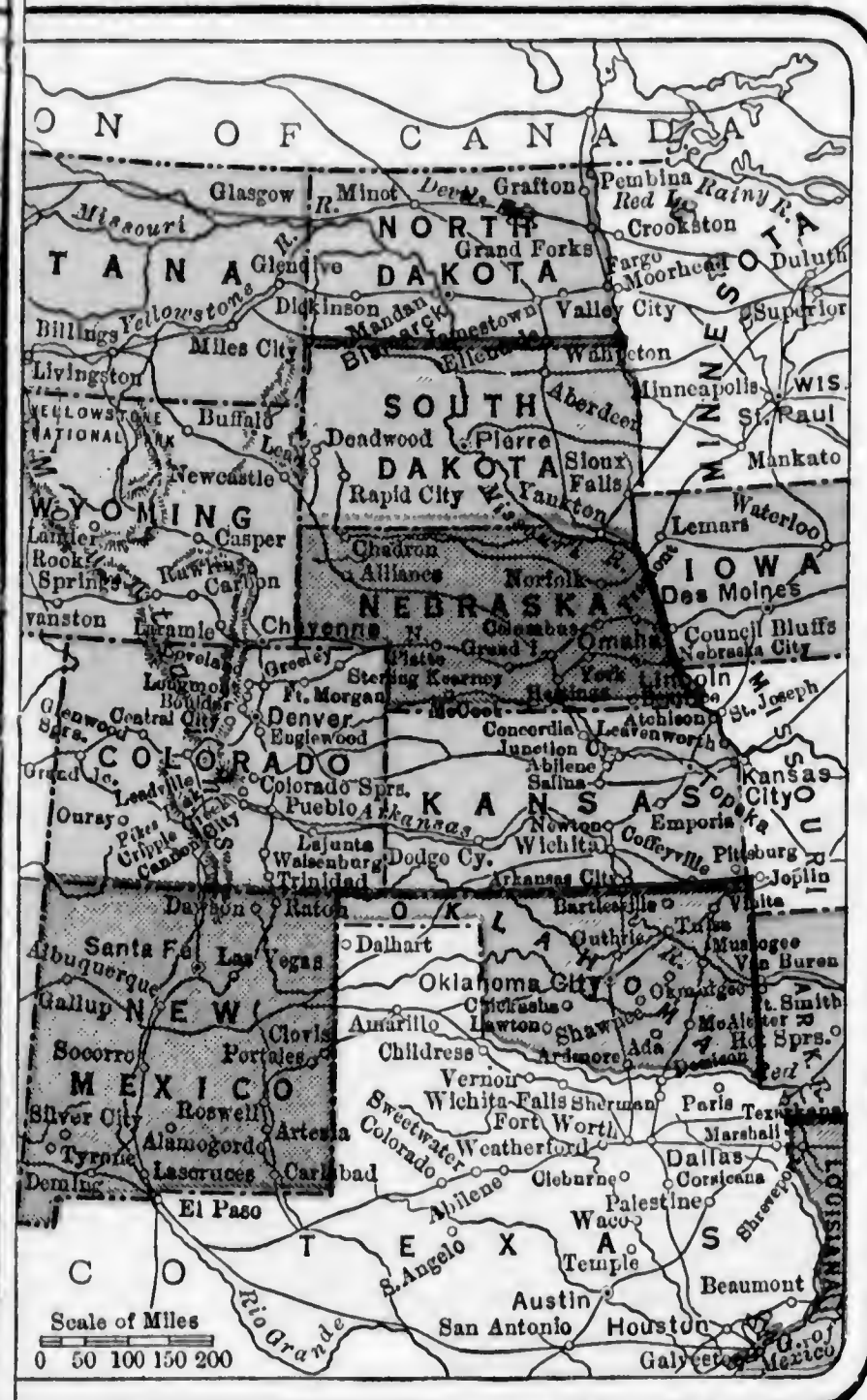
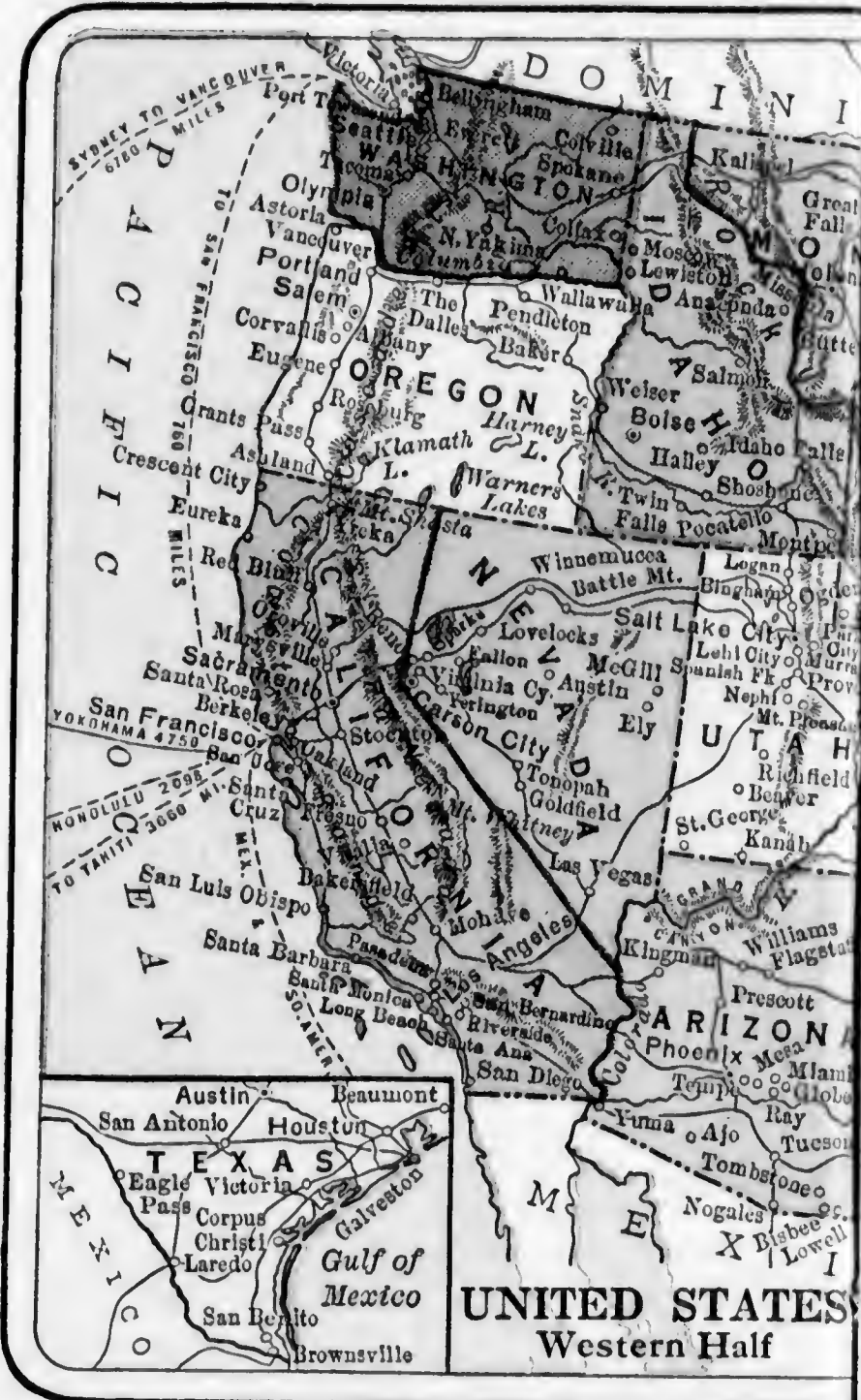
6	L.E.	10. -	36. -
	L.E.	25.00	35. -
		1. -	
		5. -	
		5.50	
		1.25	
		2. -	
		4.50	
		7.50	13.50
		2.25	1.25
		1. -	
		2.50	
		2.5	
		1.10	
		1.25	
		2. -	
		1. -	

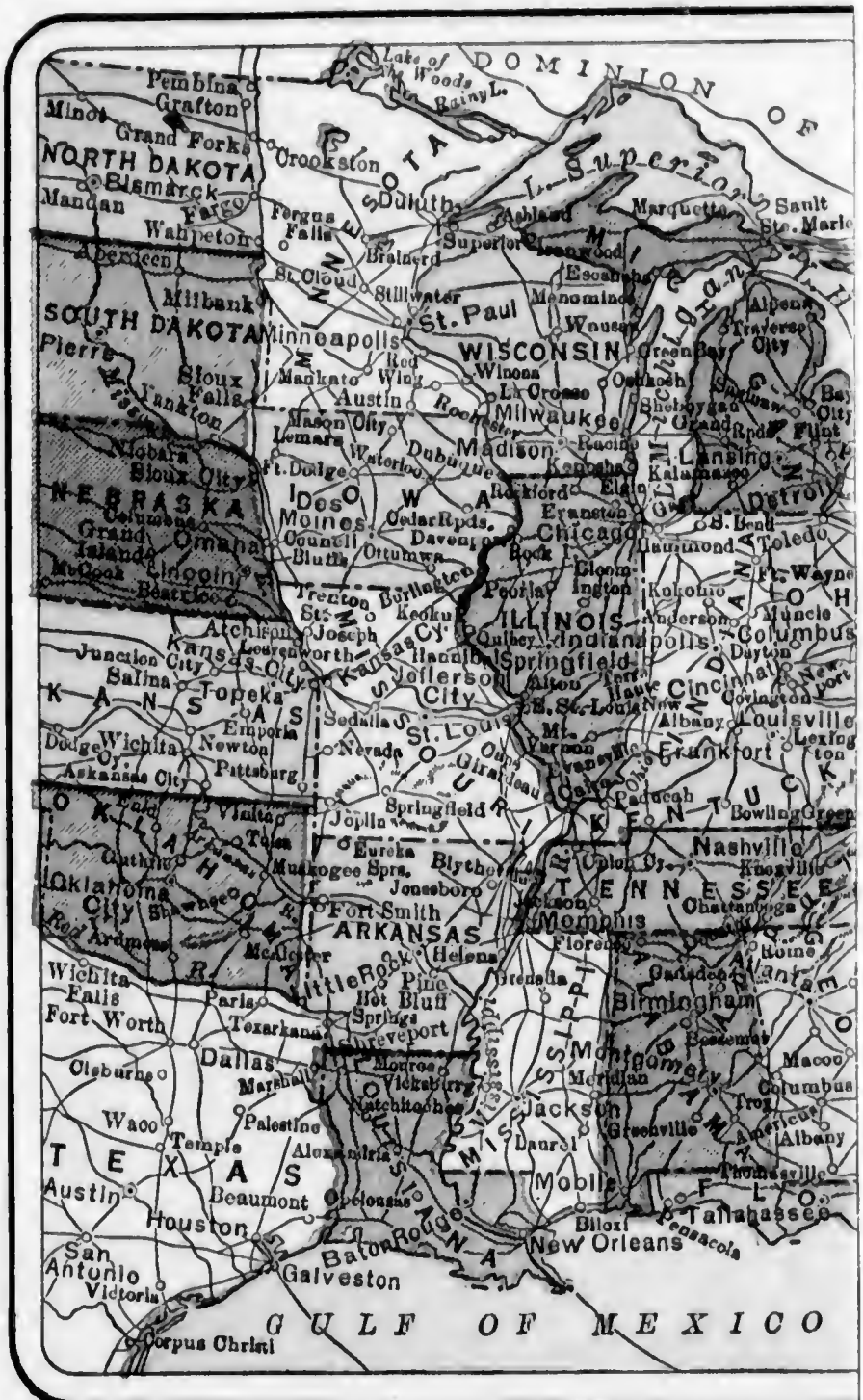
No 1943

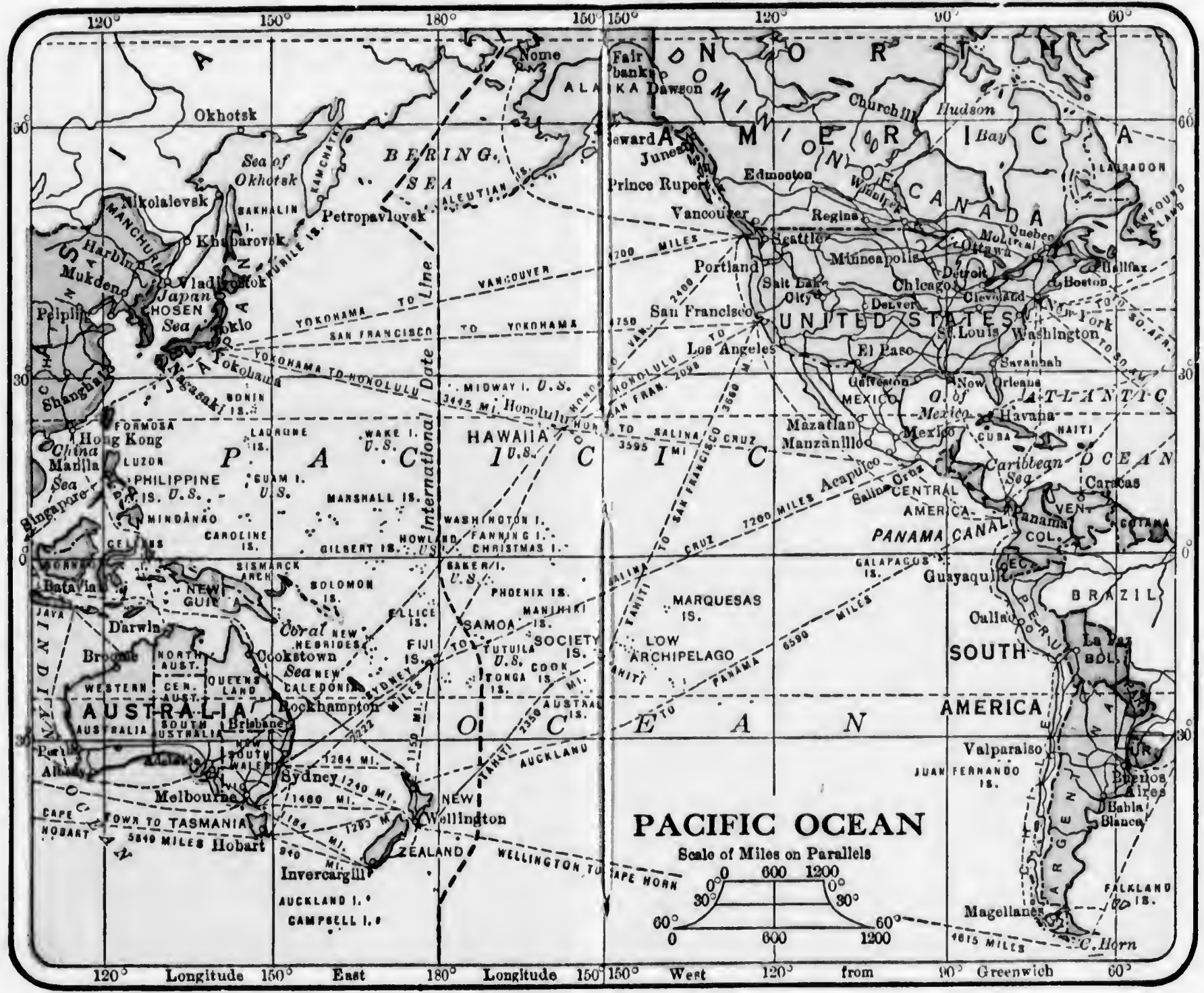
RECAPITULATION

January	by: abv H	23.-
	re: st	-
February	w: 3-26	1.-
	vr	3.-
March	re: 2-2, 4-23, 5-23	8.-
	w: by 10 (end)	2.-
April	cr: 2-24, 2-25	1.-
	d-w: 26-29	3.-
May	2-2: 2-29	-
	ee: 2-29, 2-30	2.-
June	4-2: 2-29	2.-
	cr: 2-29	-
July	2-2: 2-29	-
	2-25: 2-29	2.-
August	2-2: 2-29	-
	2-2: 2-29	2.-
September	2-2: 2-29	2.-
	2-2: 2-29	-
October	2-2: 2-29	5.-
	2-2: 2-29	6.50
November	2-2: 2-29	12.-
	2-2: 2-29	4.-
December		7.9
	Mon 5-880	9.-
Increase	2	12.9
Gr. Total		100.-









PACIFIC OCEAN

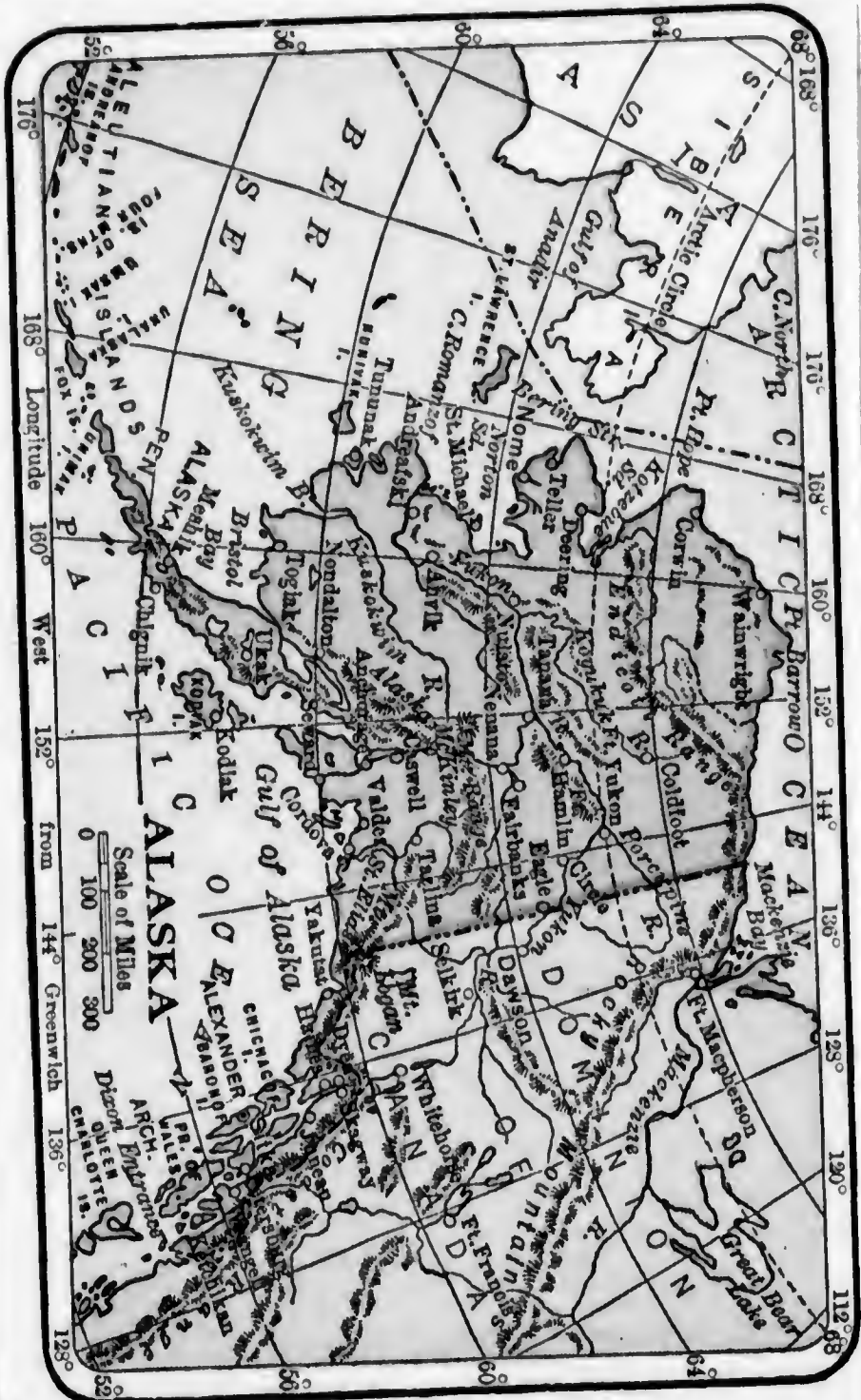
Scale of Miles on Parallels



120° Longitude 150° East 180° Longitude 150° West 150° West 120° from 90° Greenwich 60°



MEMORANDA



MEMORANDA

JANUARY 1943

Friday 1 *Jodi*
New Year's Day

New Orleans

Saturday 2 *Otto Lobbenberg*

New Orleans

Memoranda

JANUARY 1943

Sunday 3

New Orleans

Monday 4

New Orleans - Biloxi, Miss.

Tuesday 5

New Orleans - Alexandria

Wednesday 6

Alexandria

JANUARY 1943

Thursday 7

Alexandria

Friday 8

Alexandria

Saturday 9

Alexandria

Memoranda

JANUARY 1943

Sunday 10 *Paul Roche*

Monday 11 *Alexandria*

Tuesday 12 *Alexandria*

Wednesday 13 *Alexandria*

JANUARY 1943

Thursday 14 *Maggie*

Alexandria

Friday 15 *Bobby Filene*

Alexandria

Saturday 16

Alexandria - New Orleans

Memoranda

JANUARY 1943

Sunday 17

New Orleans - Alexandria

Monday 18

Alexandria

Tuesday 19

Alexandria

Wednesday 20

Joan Rosenfeld
Alexandria

JANUARY 1943

Thursday 21

Sandy Hank 38
Alexandria

Friday 22

Alexandria

Saturday 23

Alexandria

Memoranda

JANUARY 1943

Sunday 24

h 1 of m.

Monday 25

Alexandria

Tuesday 26

Alexandria

Wednesday 27

Alexandria

h 1 of m.

JANUARY 1943

Thursday 28

Peter Filene

Alexandria

Friday 29

Brittina Huber*

5 a.m., Alexandria

Saturday 30

12.30 ~ 5.00 a/c 24 - 25
Ratchez, Miss. —
6° Brookhaven, Miss. S.V.
(Inez Hotel)

Memoranda

FEBRUARY 1943

Sunday 7

68 7 15

Monday 8

P. Hedwig

"My Sister Eileen"

Tuesday 9

Trude L. - Lenny M.

N.Y.: 84 - ve 90 - C.

Wednesday 10

24 63 67

FEBRUARY 1943

Thursday 11

Johnny Leubsdorf

Friday 12

Lincoln's Birthday

3° 70 - 5° 60

6° 10 - 11.15

Saturday 13

Judith Barbara Kuss
* (and)

Memoranda

FEBRUARY 1943

Sunday 14

Monday 15

Sund

Tuesday 16

Wednesday 17

Herman Filene 06

A. J. L. at 100 + 1/2 p.

FEBRUARY 1943

Thursday 18

Mrs. Schultz
at 100 - 1/2 p.
at 100.

Friday 19

at 100
12 a.m. 20 p.

Saturday 20

Walter

Memoranda

FEBRUARY 1943

Sunday 21

at 10, 11, 12 - ck / 10.45
at 10, 11, 12.

Monday 22

• Washington's Birthday

at 10, 11, 12 - 10.45
at 10, 11, 12, "Fantasia"
The Gay Parisian - 10.45.

Tuesday 23

Wednesday 24

FEBRUARY 1943

Thursday 25

at 10, 11, 12 - 10.45
8.45 - 10.45 - 11.45

Friday 26

at 10, 11, 12, 13.

Saturday 27

20 20
40 20 (10.45)

Memoranda

FEBRUARY 1943

Sunday 28

E C I O .

Monday 1

MARCH

*A. J. : 230, L. ...
L. ...*

Tuesday 2

*... - ...
26 L ...*

Wednesday 3

*...
L. ...* *Littitz*(43)*

MARCH 1943

Thursday 4

*... 46, ...
30 ...*

1 a. m. ...

Friday 5

*Tham R. King
2° ... + 5° + 9.15
12° 2 ... 443*

11.59 "1 ...", ...

Saturday 6

*Walter J. ... 39
10.35 ...*

Memoranda

MARCH 1943

Sunday 7 *San Francisco*

Monday 8 *Pittsburg.*

27th Ave.

Tuesday 9

1201 So. 22.

Wednesday 10

MARCH 1943

Thursday 11

Friday 12

6:50, 8:20 am.

Saturday 13

Memoranda

MARCH 1943

Sunday 14

San Francisco 6:30 AM

Monday 15

*W. Frank.
Ora Linkovich*

Tuesday 16

*Hertzs.
Steven Antopol #2*

h - h

Wednesday 17

Carl Philip L. 38

*San Francisco 2:00 PM
W. C. - 10:00 AM*

MARCH 1943

Thursday 18

Oakland 6:30 AM

Friday 19

h - h. 3:15 PM

Saturday 20

*San Francisco (6:00 AM)
h - 8:15 AM - 2:00 PM
Oscar Krayman, etc.
"The Chocolate Soldier"*

Memoranda

MARCH 1943

Sunday 21 San Francisco

Monday 22 Pittsburg

Tuesday 23

823, 10:00 - 11:00 - 2.5.
2.40 h, 100.

By + long - v. low 2.00 - 1.00.

Wednesday 24 Pittsburg

By + low 1.00 - 1.00 (1.00!)

low 1.00 - 1.00.

MARCH 1943

Thursday 25 Pittsburg

Friday 26 Pittsburg

Saturday 27 Pittsburg

6:00 - 1:00.

Memoranda

MARCH 1943

Sunday 28

12.15 San Francisco
Chinatown - Telegraph Hill
"The Mikado" - C.D. - V. - S. - G.
Hotel Mark Hopkins

Monday 29

San Francisco - W
7.50 - 4.15 - 2.15 - 2 p.m.
4.00 - 2.00 - 2.00 - 2.00 - 1.15
2.00 - 1.15 - 7.15 - 6.00, 6.20

Tuesday 30

anti-Schaff 88
10.30 - 2.15 - 2.15 - 1.15
2.00 - 1.00 - 1.15
4.00 - 2.15 - 2.00

Wednesday 31

10.00
2.15, 6.15 (W. 1.15)
4.00, 2.15 - 2.00
5.15 - 4.15

APRIL 1943

Thursday 1

Palo Alto
8.00, 2.00 - 2.00
11.30, 2.00 (2.00) - 1.15
8.15 - 2.00 - 2.00
6.00 - 1.00

Friday 2

Hollywood
11.00 - 2.00 (2.00), 1.15
6.00 - 1.00 - 1.15

Saturday 3

Hollywood - 1.15
10.00 - 2.00 - 2.00 - 1.15
Star Spangled Rhythm
Whistling in Dixie
6.30 - 2.00 - 2.00 - 1.15
1.15 - 1.15

Memoranda

APRIL 1943

Sunday 4 Hollywood - 10⁰⁰ A.M.

12⁰⁰, 1⁰⁰ to 2⁰⁰ - 2⁰⁰ to 3⁰⁰
3⁰⁰ to 4⁰⁰ 7⁰⁰ to 8⁰⁰

7⁰⁰ - 8⁰⁰ to 9⁰⁰ - 10⁰⁰ to 11⁰⁰ #5
arr. 4-25

Monday 5 Hollywood

1⁰⁰ to 1³⁰ - 2⁰⁰ to 3⁰⁰ - 3⁰⁰ to 4⁰⁰
4⁰⁰ to 5⁰⁰ - 5⁰⁰ to 6⁰⁰ + 7⁰⁰ to 8⁰⁰
9⁰⁰ to 10⁰⁰

10⁰⁰ to 11⁰⁰ #6

Tuesday 6 Hollywood

1⁰⁰ "The Keeper of the Flame"
2⁰⁰ - 3⁰⁰ - 4⁰⁰ - 5⁰⁰ to 12⁰⁰ - 8⁰⁰ L.A.

11⁰⁰ - 12⁰⁰ #7
Wednesday 7 Hollywood arr. 4-26

3⁰⁰ to 4⁰⁰ - 37⁰⁰, 48⁰⁰ to 5⁰⁰

6⁰⁰ to 7⁰⁰ - 8⁰⁰ to 9⁰⁰ - 10⁰⁰ to 11⁰⁰

APRIL 1943

Thursday 8 Hollywood

9⁰⁰ to 10⁰⁰ - 11⁰⁰ to 12⁰⁰ - 1⁰⁰ to 2⁰⁰
2³⁰ to 3⁰⁰ - 4⁰⁰ to 5⁰⁰ - 6⁰⁰ to 7⁰⁰
7⁰⁰ to 8⁰⁰ - 9⁰⁰ to 10⁰⁰ - 11⁰⁰ to 12⁰⁰

Friday 9 Hollywood

1⁰⁰ to 2⁰⁰ - 12⁰⁰ to 1⁰⁰
2⁰⁰ to 3⁰⁰ - 4⁰⁰ to 5⁰⁰ - 6⁰⁰ to 7⁰⁰
7⁰⁰ to 8⁰⁰ - 9⁰⁰ to 10⁰⁰ - 11⁰⁰ to 12⁰⁰

Alice #8
arr. 4/26

Saturday 10 Hollywood

12⁰⁰ to 1⁰⁰ - 2⁰⁰ to 3⁰⁰ - 4⁰⁰ to 5⁰⁰
5⁰⁰ to 6⁰⁰ - 7⁰⁰ to 8⁰⁰ - 9⁰⁰ to 10⁰⁰
10⁰⁰ to 11⁰⁰ - 12⁰⁰ to 1⁰⁰ - 2⁰⁰ to 3⁰⁰

#9
arr. 4/26

Memoranda

APRIL 1943

Sunday 18

San Ga.

*V19
arr. April
21
V20
arr. 4/20*

Monday 19

- 70 Newark

*V21
arr.*

*V22
arr. 4/21*

Tuesday 20

East Orange.

Wednesday 21

Capt. Robbie

*#23
arr.
↓
arr. 4/26
5/15*

APRIL 1943

Thursday 22

? #2

Friday 23

Hildegard

*4 +
arr. 5-15*

Saturday 24

Memoranda

*#24
arr. 5-15*

APRIL 1943

Sunday 25

Easter Sunday

Jane Linda Wolf*
Mr. Davis Sr.

Monday 26

3:30 e cup
6:00 cup

9+

arr. 5-13

Tuesday 27

Wednesday 28

12:00 ev 7/7

#26

arr. 5-8

APRIL 1943

Thursday 29

Friday 30

N.Y.

#27
arr. 5-17

8:30 Byrd-Sarkis Concert
in Montclair

#28
arr. 5-6

Saturday 1

MAY

2:15 am 14 B 7 - Ofr: m.

7:06 1 2/2 - 2nd - N.Y. pol. h.

9:15 - m.
Memoranda

MAY 1943

Sunday 2

Monday 3

Tuesday 4

Freddy
N.Y.: C.

Wednesday 5

#31
arr. 5-10

#29
arr. 5-17

V30
arr. 5-10

MAY 1943

Thursday 6

Friday 7
12° wind on
the fall: 2° wind
6° on

arr. 5/16 { *V32*
#33

Saturday 8

N.Y.: 4° (ole) wet
7° on (-.)

V34
arr. 5/16

Memoranda

MAY 1943

Sunday 9 Father's Day (Cler)
Lillian Morris (1, 9)

V35

arr. 5/16

Monday 10

Teddy (arr. 5/16)

V36

arr. 5/18

Tuesday 11

J. de dr. Gulick

V37
(arr. 10)

V38

Wednesday 12

no - not in

Random Harvest

V39

arr. 5/16

MAY 1943

Thursday 13

Margo Stern 31

42nd - W. M. Stone

V40

arr. 5/19

Friday 14

Dee 76

3.30 200 - 216

4.00 2 200; 200

8.45 ~, 200

V41

arr. 5/23

V42

Saturday 15

C ~, 1st

V43

"Human Comedy"

Memoranda

MAY 1943

Sunday 16

V44
arr. 5/23

Monday 17

2/20.

Tuesday 18

6⁴⁶, 6²⁰

V45
arr. 5/27

Wednesday 19

4⁰⁴, 6²⁰ - 6.30 L C2 *

Franklin Steven Brook

V47
arr. 5/29

11-21-

MAY 1943

Thursday 20

Stephen Huber 41
(3.5)

vll 6/20/43

V48
arr. 5/28

Friday 21



Saturday 22

5¹⁵, 6²⁰ - 9²¹

V49

arr. 5/29

Memoranda

Mrs. Murray Sinclair
6 Great Oak Drive
Short Hills, N. J.
SH 7-3603

MAY 1943

Sunday 23

Short Hills

50

Mon - 20 July - 10 - 6.6
Monday 24 Short Hills ↓

7.45, Mon - 11.15

Tuesday 25

Short Hills

4.30 Sat. - 2.15

the

V51

Wednesday 26

Short Hills

#52

V53

MAY 1943

Thursday 27

Short Hills

Plan: V54

Friday 28

N.Y.

2.30 Sat 1 in 2

Saturday 29

1.22 Sat in N.Y. - 1 N.Y.

6.30, Sun.

V55

Memoranda

205 4-28 & 30 } are.
5-21 } 5-24

MAY 1943

Sunday 30

Memorial Day

p.m. job - run h.

Monday 31

#56

Tuesday 1

JUNE

10¹⁵ 2 no (2.)
12⁰ 2 no

Lo -

Wednesday 2

V57
6/11
6/8

Lo, 0-Lo - 2 no. 19⁵⁸ (5)

JUNE 1943

Thursday 3

10⁰ 2 no - run h.

3⁰ 2 no - 8⁰ 2 no

V number

Friday 4

Bbs (cl m)

(V59)
arr. 6/11

V60

Saturday 5

cl m: f, no, W-2 fca
do, 2 no.
p.m. cl m, run h.

Memoranda

JUNE 1943

Sunday 6

46-42 W-42, W-42, W-42
W-42

#61

arr. 6/12

Monday 7

W

#62

46-62 W-42, W-42

Tuesday 8

p.m. 7h

#63

arr. 6/14

Wednesday 9

JUNE 1943

Thursday 10

V64

Friday 11

1° low - 7° high (dus!)

V65

arr. 6/19

Saturday 12

20° W-42
4:20, W-42: W-42, W-42

Memoranda

JUNE 1943

Sunday 13

Monday 14

11.30 of ...
(arr. ...)

#66

arr. 6/22

V67

arr. 6/21

Tuesday 15

Gen-dw? - arr. 6/21

V68
6/21

Wednesday 16

10° 445 E. 58
New York

V69
6/24

JUNE 1943

Thursday 17 New York

Friday 18

945 ... (208)
New York

V70
#715 6/24

Saturday 19

7° 210 ...

V72
arr. 6/29

V73
6/29

Memoranda

Mrs. Antimer Davis Jr.
870 So. 13 St. Newark
ES 3-4174

JUNE 1943

Sunday 20 New York

Monday 21 New York
Helga's wedding.
8.30 Ck, N.Y.
arr. 7/28
34 N.Y.

Tuesday 22 New York
John Mortimer Davis *
9:00 N.Y.
arr. 6/29
V75

Wednesday 23 New York
8.30 Ck
arr. 7/12
V76
N.Y. Ck

JUNE 1943

Thursday 24 New York

40 5 + 21 in ct

Friday 25 New York
8.30 Ck
arr. 7/2
V77

Saturday 26

1, 6 in 18°

Memoranda

arr. 7/13
V78

JUNE 1943

Sunday 27 East Orange

8° 20' 0" 0"

Monday 28 Ulla Levinson 820
N.Y. (100 - 105)

~~per call~~ 310 W 100

Tuesday 29 N.Y. S. W. Lindberg Jr. #
arr. 7/9/43

8.30 AM - 10 p.m. 101 W 100

V 80
arr. 7/15

Wednesday 30 Newark
~~Peter Street Trinity~~

3° 40' 0" 0"

29th - 100 - 11
arr. 7/18

JULY 1943

Thursday 1 Newark

30 24th St 40 - 6 - 6.12 - 1.11
4.30 (V 82) 16°

V 82
arr. 7/16

Friday 2 Newark

4.30 100 W 100

V 80

Saturday 3 Walter Alina
Newark

arr. 7/12

3.30 100 W 100

84
arr. 7/27

Memoranda

JULY 1943

Sunday 11 Newark

9/10 (arr)

Th

Monday 12 Newark

3.30 am - 2 cl - 2 cl
Co. Co, 2 cl

Co, 1 cl; reg. Co, 1 cl; 2 cl; 1 cl

Tuesday 13 Newark

h - m - h - m - h - m

Wednesday 14 Newark

re. et. no.

3³⁰ W 16 - 2 hrs - 6°

91
arr. 7/19

V92
arr. 7/16

V93
arr. 7/19

V94
arr. 7/21

JULY 1943

Thursday 15 South Orange

V95
CL 7/14
7/23

V96
arr. 7/25

Friday 16 South Orange

V97
7/25

Saturday 17 South Orange

V98
arr. 7/23

Memoranda

Mrs. Jack Anggublick
44 Wyoming Ave.
South Orange, N.J.
SO 2-1933

JULY 1943

Sunday 18 South Orange

8° (8⁴⁵)

V99
arr. 7/22

Monday 19 South Orange

Subs - 33 - 50 - 20 ✓
V100
7/26

S.O. Tuesday 20 **Trin Hunt 86** (3.5)
Hotel Redmore, Stamford, N.Y.

S.O. Wednesday 21 **Edw. J. Wiener 34** (3.-)
V101
arr. 7/27

No. 101187 - 6:10

V102
arr.

JULY 1943

Thursday 22 South Orange

3° 20, hot sun

V103
arr

Friday 23 **Richard Solo** (3.5) S.O.

See 2 5/10

V104
arr

Saturday 24 South Orange

V105
arr
8713

Memoranda

JULY 1943

Sunday 25 South Orange

Monday 26 New York

Tuesday 27 Newark

9.15 bus
10.30 1 bus

Wednesday 28 Newark

V 106
V 107
8/13

V 108
arr 8/13

109
arr
8/10

V 110
arr 1/

JULY 1943

Thursday 29 Newark E. Jeffrey Peirals 41

Friday 30 Newark

Saturday 31 Newark

Memoranda

V 111 }
112 }
↓
8/9

V 113
arr
8/10

AUGUST 1943

Sunday 1

Newark

7:30 - 7:30

Monday 2

East Orange

arr. by #114
8:13

Tuesday 3

Peter Jos. Kuslimer

East Orange

Wednesday 4

Newark

10-12

V115
arr.

V116

V117

AUGUST 1943

Thursday 5

East Orange

arr. & dep.

Friday 6

10:30

V118

#119

V120

Saturday 7

East Orange

Memoranda

Mrs. Nancy Lewis Stein
540 Hamilton Rd.
South Orange, N.J.
S.O. 2-1950

AUGUST 1943

Sunday 8 Robert Levinson
Waterman Farm

V 121
wr. 8/17

Monday 9 Waterman Farm

V 122
wr. 9/17

V 123

Tuesday 10 Waterman Farm
Mrs. Marie Blau

V 124

to i 60 - on U - 24 - 25 26 - 27 -
Wednesday 11 Eva Levinson
Waterman Farm

V 125

AUGUST 1943

Thursday 12 Waterman Farm

V 126

Friday 13 Waterman Farm

Oxobee Lake, 2000 ft.
- 24 - 25 - 26 - 27 -
V 127

Saturday 14 Waterman Farm

Memoranda

AUGUST 1943

Sunday 15 Waterman Farm

Monday 16 Waterman Farm
1128
#129
8/29

Tuesday 17 Waterman Farm
#129
8/29

Wednesday 18 Waterman Farm
1130

"Hus to Hold" (over road)
1131
↓

AUGUST 1943

Thursday 19 Waterman Farm

Nancy Gene Stein * ↓

Friday 20 Waterman Farm
Ruth Scherer *
1111 1111 1111

Saturday 21 Waterman Farm

Memoranda

AUGUST 1943

Sunday 22 Waterman Farm

#132

Monday 23 Margaret King 17

Waterman Farm

Margaret Ann Selox

20

Tuesday 24 Waterman Farm

V133

V134

Wednesday 25 Waterman Farm

U - U.

AUGUST 1943

Thursday 26 Waterman Farm

V135

Friday 27 Waterman Farm

Saturday 28 Waterman Farm

508 6/20 - 810

V136

Memoranda

AUGUST 1943

Sunday 29 East Orange



Monday 30 South Orange

V137

9:30 - ... - ...

Tuesday 31 South Orange

#138

3:30 ...

V139

Wednesday 1 ~~SEPTEMBER~~ South Orange

Michael Kutapol 39
Caspary *

7:30 ...

SEPTEMBER 1943

Thursday 2 South Orange
By ...

V140

200 - 200 -

Friday 3 South Orange

1:54, ... - 4:12 L.

V141

Saturday 4 South Orange

h. ...

Memoranda

SEPTEMBER 1943

Sunday 5 *Ister Alex. Holzer 40*
S.O.
h 6-12 (cc-12)

Monday 6 *South Orange*
Labor Day

W-11 # 142
Tuesday 7 *South Orange*

W-10 Y 143
Wednesday 8 *Prager*
South Orange

Y 144

SEPTEMBER 1943

Thursday 9 *South Orange*

h 20 W. Y 145

Friday 10 *Eugen Avergon*
South Orange

Y 146

Saturday 11 *South Orange.*

Memoranda

SEPTEMBER 1943

Sunday 12

S.O.

no express

Monday 13

S.O.

8⁰⁰ ~, 2⁰⁰ ~, 2⁰⁰ ~

↑

V147
V148

Tuesday 14

S.O.

3⁰⁰ 226.

Wednesday 15

John D. Kuppenbimer

S.O.
no list no 4 7.

V149

SEPTEMBER 1943

Thursday 16

Bertina Lentsdorf

S.O.
no, 7.

V150
V151

Friday 17

S.O.

at 10 11.

by 14 8.
9 8 ~.

V152

Saturday 18

S.O.

6.

Memoranda

SEPTEMBER 1943

Sunday 19 S.O.

As you

V153
#154

Monday 20 S.O.

9:45 AM

Over

V155

Tuesday 21 S.O.

As you

#156

Wednesday 22 S.O.

in 2- - into to.

V157

SEPTEMBER 1943

Thursday 23 Sybil Ann Frank 40
S.O.

As you
8:30 AM

V158

Friday 24 Helen's wedding ann. 38
S.O.

As you

#159

Saturday 25 S.O.

in 1:30: 2:00 AM

V160

Memoranda

SEPTEMBER 1943

Sunday 26 S.O.

Monday 27 S.O.
4.30 a.m. → l24
by 4.50 (2-159)

Tuesday 28 S.O.

↑
V161

Wednesday 29 S.O.

10.30 200
by 4.50

SEPTEMBER 1943

Thursday 30 Helga
Kushiners bedding am. 37

10.30 P.M. - Pre 6°
30 L.M., 27.5. V162

Friday 1 OCTOBER
Hampton, Va. V163

Saturday 2 V164
Berta bedding
Hampton, Va.

Memoranda

OCTOBER 1943

Sunday 3 *Romy 41 (no sea ft)*
Hampton, Va.

V165

Monday 4 Hampton, Va.

V166

Tuesday 5 Hampton, Va.

at sea - 210 ft
at sea - 210 ft

V167

Wednesday 6 Virginia Beach

8:20 1st O. ...
15° ...

V168

V169

OCTOBER 1943

Thursday 7 East Orange

3° 4 50
5° 0 189

Friday 8 G.O.

11:15 ...
11:45 205 - 130 4 50
3° 4 50 6 - in ... - 4:45 ...
6° ...

V170

Saturday 9 Columbus, Ohio

5:45 a.m. ... 6:30 -

V171

11:23 ... 12° ...
200 ...
8:12 - ...
see 10 1 9.20

Memoranda

Mrs. Paul Roche
84-11 117th St.
Kew Gardens, L.I. - N.Y.
V19-74 11

Columbus, OHIO, OCTOBER 1943

Sunday 10 { Otto R. - Anna K.

{ Mrs. Stein 17 (25)

9:30 / out, Cantoll Cliffs -
Rock House - Old Man's Cave rd
3 mi - 6° (1382°) V172

Monday 11 home (25-30-40)
Columbus, Ohio

home: rd - close #173

Tuesday 12 Columbus, Ohio

home, rd - close

7°: "The Sky is the limit"

Wednesday 13 Columbus - 3. Orange

12:42 pm

TWA 5:45 pm - 9° V174

11:00 am

OCTOBER 1943

Thursday 14 home

Xmas packages!

9:30 am - home y 8° V175

Friday 15 home.

home rd - close V176

Saturday 16

home y 8°

V177

Memoranda

C

OCTOBER 1943

Sunday 17 Newark

40 ~ 1st - by - 6° Cms
733 Mr. Luddy. 10° C. 1st°

Monday 18 Newark

#178

by y⁵

Tuesday 19 Newark

3° 220

V179

Wednesday 20 ~~Newark~~ Anita

V180

OCTOBER 1943

Thursday 21 Newark - G.O.

Thomas Herbert Roche *

V181

Friday 22 Arsona (Eti) G.O.

Saturday 23 G.O.

V182
1-3

Memoranda

OCTOBER 1943

Sunday 24 *Janet Kernerstein 38*
Erica

8.0.

*30 y^{rs} - 4000, 2000 -
C₂ h/10. V183*

Monday 25

8.0.

*12⁰ 2nd
3⁰ 2nd 144 2000, 1400
5⁰ 2nd 219 6th, 2nd
(d 26, 44) #184*

Tuesday 26

8.0.

*2nd 6th - 6th 2000 - 2000
3⁰ y^{rs} - 4⁰ 2nd*

V185

Wednesday 27

8.0. - *nth*

100 C₁₆, nth

V186

OCTOBER 1943

Thursday 28

8.0.

*2⁰ 2nd - 1⁰ 8th (or ~ h 1.45) -
6 - 20 - 20*

#187

Friday 29

Resi Ganz

8.0.

2⁰ 2nd 145 2000 (low)

V188

Saturday 30

Tummy Berman 40
Richmond Hill!

V189

Memoranda

*Jan. 24 Mrs. R. Judeman
90 Kasselitz
26 Vernon Place, E.O.
ORange 3-3225*

OCTOBER 1943

Sunday 31

Richmond Hill.
14th West

V190

Monday 1

NOVEMBER

Mare Selo

(MA 3 - 5939)
10:30, 8° - 2° N E 2¹/₂ - 7°
8° / 4th SW.

Tuesday 2

Marark.

2¹/₂ 1st C.

8° 2¹/₂ - 10° SW 2. V191

Wednesday 3

R.H.

#192

8⁴⁵ - 10¹⁵ SW 5.

V193
V194

NOVEMBER 1943

Thursday 4

Ami Klein 05
(WJ:KCL)

R.H.

↓

Friday 5

R.H.

3⁰⁰
SW 1st

V195

Saturday 6

8.30, SW 7

Memoranda

NOVEMBER 1943

Sunday 7 R.H.

by J. L. G.
by bus 1/2 hr.

#196

Monday 8 R.H. by N.Y.

10^o p.m. *Car*

V197

Tuesday 9 N.Y. - 3. Orange ↓

Wednesday 10 Carol Ann County 42

V198

NOVEMBER 1943

Thursday 11 Anna Kuerstein
E.O.

by car - from C - 4th - 1/2 hr.
5^o gl - 540 5 bo.

V199

Friday 12 N.Y. - R.H.

9:30 200 (g-vv) - 1142, N.Y.
7:00 - bus - 1/2 hr - 1/2 hr

1:30
3^o 2/0 (uvv)
1/2 hr

#200

Saturday 13 R.H.

Memoranda

NOVEMBER 1943

Sunday 14 R.H.

V201

10:00

Monday 15 R.H.

By mail - (37 1000?)

V202

Tuesday 16 R.H.

3:30 1000

Miss. Lib

Wednesday 17 R.H.

7:00 - 10

V204

NOVEMBER 1943

Thursday 18 R.H.

V205

Friday 19 Charlie Mason 39.

by, Mr. Mason

reply 11:30

V206

Saturday 20

10:00 mail

Miss

Memoranda

NOVEMBER 1943

Sunday 21 *Matthew Pollack 42*
R.H.

+ *207*

Monday 22 *Teri Pap Bodenheimer 44*
R.H.

V208

3.30 400

5.27 700

Tuesday 23 R.H.

V209

Wednesday 24 R.H.

4.20 200, 200

NOVEMBER 1943

Thursday 25 R.H.
Thanksgiving Day

4.0 200

V210

Friday 26 R.H.

+211

Saturday 27 R.H.

3.30 200 200

+212

Memoranda

NOVEMBER 1943

Sunday 28 R.H.

7° ~ 8° 22..

~~100-22-100-20-20-20~~

Monday 29 R.H.

5° 2.45 V213

7° When you're in love (to 2-22)
Mr. Seeds goes to town.

Tuesday 30 R.H.

3.45 2 on

#214
62 per

Wednesday 1 R.H. DECEMBER

1 on

Monks

V215

DECEMBER 1943

Thursday 2 R.H.

8° on 1 on.

7° on 1 on

Friday 3 R.H.

4° 2 on (not seen)
9° 1 on

#216

Saturday 4 Judy Lines 38 R.H.

#217

Memoranda

DECEMBER 1943

Sunday 5 R.H.

Lo Lr - 29 Gro -
✓ W. R. R. - mb - Co -

Monday 6 Helen Carolin Schultz 40
R.H.

3:10 - 20:00 (W. R. R.)

V218

Tuesday 7 R.H.

3:45 4:00

V219

Wednesday 8 R.H.

8:00

V220

2h - 29h

DECEMBER 1943

Thursday 9 R.H.

3-4:00 h.

29 Gro.

Friday 10 R.H.

3:00 - 2:20 h - 5:30.

V222

Saturday 11

8:00 Over, 64-39 98 - C. L. 20.

#223

+ Mon 2/20

Memoranda

~~Ar. Ryan - no. 100!~~

DECEMBER 1943

Sunday 12 R.H.

4° over C - 6°

Monday 13 R.H. - b m.

10.30 P. Me 2, b m.

7° O. Me, y b m.

8° over C. - 9° L (to, 280)

Tuesday 14 b m - R.H.

2.30 P. Me 2.

3.45 L m.

V224

†225

Wednesday 15 *Southern* R.H.

11.30 260°

V226

DECEMBER 1943

Thursday 16 R.H.

12.43, *Sh C P* (24 - 25)

2.50 Jannie - 5° 20' *Sh C P*

6° over C - 9°

Friday 17 *Karl Sentschig* R.H.

1° *Sh C P* 12.00 - 12.25

5° over C - 6° *Sh C P*

2.30 - 2.50 *Sh C P*; no hr. V227

Saturday 18 *Laverne* R.H.

3.43 *Sh* - 2.00 - 6°

4.30/29 L - 6°

6.30 *Sh* (8.00, 11.00 - 12.00)

- 12° 1.50, *Sh*.

V228

Memoranda

DECEMBER 1943

Sunday 19 E.O.

h m.

V230

Monday 20 S.O.

9⁰⁰ - 10⁰⁰ - sl - 2⁰⁰ on
P⁰⁰ - 8⁰⁰ - m.

V229
V231

Tuesday 21 *later ride?* S.O.

m - Cb - 10⁰⁰
8⁰⁰ - m G.

V231

Wednesday 22 S.O.

V232

DECEMBER 1943

Thursday 23 S.O.

V233

Friday 24 S.O.

4³⁰ / 10 - 9⁴⁵.

Saturday 25 *Abu Gility* - S.O.
Christmas Day

*234

Memoranda

DECEMBER 1943

Sunday 26 S.O.

Monday 27 S.O.

Tuesday 28 S.O.

By 52/80 148-90

Wednesday 29 S.O.

4° C - 48° - 53°

V235

V236

#237

DECEMBER 1943

Thursday 30 S.O.

Friday 31 S.O.

V238

Miss Mary Brown
7141 Fall Ave., Chicago, Ill.

Memoranda
Mrs. Edw. Rosenthal
614 E 25 St., Indianapolis

Mrs. Earl A. Claason
Edinary Hotel Ct.
Memoranda Alexandria, La.

Mrs. Irving H. Soltzman
1250 No. Sierra Nevada St.
Stockton, Cal. To Dept

ADDRESSES

Dr. Paul Moses Graystone 5626
 2000 Van Ness Ave. (office)
 1434 Lake St., S.F., Cal.
 Dr. S. Moses Bayview 0447
 2055 California St., S.F.
 Walnut 5276
 Kurt Madelung
 623 1/2 No. Sardinia Blvd.
 Hollywood, Cal.
 Jack Wittgen MET 3-3015
 6147 Harding Ave., Digness
 Mrs. Kate Sachs G. Prof Frank
 552 Alvarado Row 42-2233
 Stanford University, Palo Alto, Cal.
 Robert Seligson
 2042 San Jose Ave.
 Alameda, Cal.
 Tom F. Luecke 4649 La Ma
 Hollywood, Cal.
 German (d. Dr. G.)
 275 So. Hampshire

ADDRESSES

Mrs. E. Pinkerich (Ana W.)
 1405 Franklin St., S.F.
 Graystone 3845
 Dr. Elizabeth Moses
 2700 Polk St., S.F. Prospect 8980
 Mrs. Mrs. J. Jacob
 167 No. Kenford Drive
 Beverly Hills, Cal.
 Ann Jelling
 275 South Hampshire
 Los Angeles, Cal.
 Dr. L. Kay (Kammheimer)
 3186 Turk St.
 San Francisco, Cal.
 Adolphe & Kate Loren }
 1331 Miller Drive, L.A.
 (North, & 2nd St.)

CALENDAR 1942

JANUARY							JULY						
S	M	T	W	T	F	S	S	M	T	W	T	F	S
.....	1	2	3	1	2	3	4
4	5	6	7	8	9	10	5	6	7	8	9	10	11
11	12	13	14	15	16	17	12	13	14	15	16	17	18
18	19	20	21	22	23	24	19	20	21	22	23	24	25
25	26	27	28	29	30	31	26	27	28	29	30	31

FEBRUARY							AUGUST						
S	M	T	W	T	F	S	S	M	T	W	T	F	S
.....
1	2	3	4	5	6	7	2	3	4	5	6	7	8
8	9	10	11	12	13	14	9	10	11	12	13	14	15
15	16	17	18	19	20	21	16	17	18	19	20	21	22
22	23	24	25	26	27	28	23	24	25	26	27	28	29
.....	30	31

MARCH							SEPTEMBER						
S	M	T	W	T	F	S	S	M	T	W	T	F	S
1	2	3	4	5	6	7	1	2	3	4	5
8	9	10	11	12	13	14	6	7	8	9	10	11	12
15	16	17	18	19	20	21	13	14	15	16	17	18	19
22	23	24	25	26	27	28	20	21	22	23	24	25	26
29	30	31	27	28	29	30

APRIL							OCTOBER						
S	M	T	W	T	F	S	S	M	T	W	T	F	S
.....	1	2	3	4	1	2	3
5	6	7	8	9	10	11	4	5	6	7	8	9	10
12	13	14	15	16	17	18	11	12	13	14	15	16	17
19	20	21	22	23	24	25	18	19	20	21	22	23	24
26	27	28	29	30	25	26	27	28	29	30	31

MAY							NOVEMBER						
S	M	T	W	T	F	S	S	M	T	W	T	F	S
.....	1	2	1	2	3	4	5	6	7
3	4	5	6	7	8	9	8	9	10	11	12	13	14
10	11	12	13	14	15	16	15	16	17	18	19	20	21
17	18	19	20	21	22	23	22	23	24	25	26	27	28
24	25	26	27	28	29	30	29	30
31

JUNE							DECEMBER						
S	M	T	W	T	F	S	S	M	T	W	T	F	S
.....
7	8	9	10	11	12	13	6	7	8	9	10	11	12
14	15	16	17	18	19	20	13	14	15	16	17	18	19
21	22	23	24	25	26	27	20	21	22	23	24	25	26
28	29	30	27	28	29	30	31

CALENDAR 1944

JANUARY							JULY						
S	M	T	W	T	F	S	S	M	T	W	T	F	S
.....	1	1
2	3	4	5	6	7	8	2	3	4	5	6	7	8
9	10	11	12	13	14	15	9	10	11	12	13	14	15
16	17	18	19	20	21	22	16	17	18	19	20	21	22
23	24	25	26	27	28	29	23	24	25	26	27	28	29
30	31	30	31

FEBRUARY							AUGUST						
S	M	T	W	T	F	S	S	M	T	W	T	F	S
.....
6	7	8	9	10	11	12	6	7	8	9	10	11	12
13	14	15	16	17	18	19	13	14	15	16	17	18	19
20	21	22	23	24	25	26	20	21	22	23	24	25	26
27	28	29	27	28	29	30	31

MARCH							SEPTEMBER						
S	M	T	W	T	F	S	S	M	T	W	T	F	S
.....
5	6	7	8	9	10	11	3	4	5	6	7	8	9
12	13	14	15	16	17	18	10	11	12	13	14	15	16
19	20	21	22	23	24	25	17	18	19	20	21	22	23
26	27	28	29	30	31	24	25	26	27	28	29	30

APRIL							OCTOBER						
S	M	T	W	T	F	S	S	M	T	W	T	F	S
.....	1
2	3	4	5	6	7	8	1	2	3	4	5	6	7
9	10	11	12	13	14	15	8	9	10	11	12	13	14
16	17	18	19	20	21	22	15	16	17	18	19	20	21
23	24	25	26	27	28	29	22	23	24	25	26	27	28
30	29	30	31

MAY							NOVEMBER						
S	M	T	W	T	F	S	S	M	T	W	T	F	S
.....
7	8	9	10	11	12	13	5	6	7	8	9	10	11
14	15	16	17	18	19	20	12	13	14	15	16	17	18
21	22	23	24	25	26	27	19	20	21	22	23	24	25
28	29	30	31	26	27	28	29	30

JUNE							DECEMBER						
S	M	T	W	T	F	S	S	M	T	W	T	F	S
.....
4	5	6	7	8	9	10	3	4	5	6	7	8	9
11	12	13	14	15	16	17	10	11	12	13	14	15	16
18	19	20	21	22	23	24	17	18	19	20	21	22	23
25	26	27	28	29	30	24	25	26	27	28	29	30
.....	31


Mrs. Stan R. King
717 Fairmount Rd
Burbank, Calif.
c/o C. K. Bowen

TEL. REPUBLIC 5652

H. BOWER

ALBERT GIVEN MANUFACTURING CO.
GOOD TROUSER SPECIALISTS
EAST CHICAGO, INDIANA

RESIDENCE:
1723 S. HOBART BLVD.
LOS ANGELES, CAL.



2/2 - 2012
17 - 2012
2/2 - 2012

AR 25001

1944

CALENDAR 1944

JANUARY						
S	M	T	W	T	F	S
.....	1
2	3	4	5	6	7	8
9	10	11	12	13	14	15
16	17	18	19	20	21	22
23	24	25	26	27	28	29
30	31

FEBRUARY						
S	M	T	W	T	F	S
.....	1	2	3	4	5
6	7	8	9	10	11	12
13	14	15	16	17	18	19
20	21	22	23	24	25	26
27	28	29

MARCH						
S	M	T	W	T	F	S
.....	1	2	3	4
5	6	7	8	9	10	11
12	13	14	15	16	17	18
19	20	21	22	23	24	25
26	27	28	29	30	31

APRIL						
S	M	T	W	T	F	S
.....	1
2	3	4	5	6	7	8
9	10	11	12	13	14	15
16	17	18	19	20	21	22
23	24	25	26	27	28	29
30

MAY						
S	M	T	W	T	F	S
.....	1	2	3	4	5	6
7	8	9	10	11	12	13
14	15	16	17	18	19	20
21	22	23	24	25	26	27
28	29	30	31

JUNE						
S	M	T	W	T	F	S
.....	1	2	3
4	5	6	7	8	9	10
11	12	13	14	15	16	17
18	19	20	21	22	23	24
25	26	27	28	29	30
.....

JULY						
S	M	T	W	T	F	S
.....	1
2	3	4	5	6	7	8
9	10	11	12	13	14	15
16	17	18	19	20	21	22
23	24	25	26	27	28	29
30	31

AUGUST						
S	M	T	W	T	F	S
.....	1	2	3	4	5
6	7	8	9	10	11	12
13	14	15	16	17	18	19
20	21	22	23	24	25	26
27	28	29	30	31

SEPTEMBER						
S	M	T	W	T	F	S
.....	1
2	3	4	5	6	7	8
9	10	11	12	13	14	15
16	17	18	19	20	21	22
23	24	25	26	27	28	29
30

OCTOBER						
S	M	T	W	T	F	S
1	2	3	4	5	6	7
8	9	10	11	12	13	14
15	16	17	18	19	20	21
22	23	24	25	26	27	28
29	30	31

NOVEMBER						
S	M	T	W	T	F	S
.....	1	2	3	4
5	6	7	8	9	10	11
12	13	14	15	16	17	18
19	20	21	22	23	24	25
26	27	28	29	30

DECEMBER						
S	M	T	W	T	F	S
.....	1
2	3	4	5	6	7	8
9	10	11	12	13	14	15
16	17	18	19	20	21	22
23	24	25	26	27	28	29
30	31

Marquette

JUNIOR DIARY

for

1944

With

WORLD MAPS
PERSONAL CASH ACCOUNT
POPULATION OF CITIES
and
Other Valuable Information

Published Annually

IDENTIFICATION

Name *Charlotte Engledevison*

Address *75 Lincoln Park
Morris, N.J.*

Tel. No. *Mitchell 2-7581*

In Case of Accident or Serious Illness, Please
Notify by Telegraph or Telephone.....

Orange 5-4062

5865501 *date 6-14-43*

PERSONAL

Soc. Sec. No. *149-18-9520*

Size of Hat *2 1/2* Collar.....

Size of Shirt *34* Sleeve Length.....

Size of Gloves *7 (1/4)* Shoes *7 1/2 C-8 B*

Make of Watch..... { No. of Case.....
No. of Works.....

My Height is *5* ft. *4 1/2* in.

My Average Weight is *118 lbs.*

AUTOMOBILE DESCRIPTION

Make *Studebaker*

Body Type *Coupe*

Engine No. *57470* Serial No.....

Title No..... Weight.....

H. P. *22* Year *1940*

License No. *E 11 H* State *N. J.*

My Driver's License No. is.....

Name of Insurance Co. or Agency:
Fried, Appell & Co., N.Y.C.

Individual Markings *11-14-42 14620*

1-15-43 17758

10-23-43 20990

11-29-44 22975

Special Equipment.....

Hester

STATES AND THEIR CAPITALS

State	Census 1940	Capital	Admitted to Union
Alabama	2,832,961	Montgomery	Dec. 14, 1819
Arizona	499,261	Phoenix	Feb. 14, 1912
Arkansas	1,949,387	Little Rock	June 15, 1836
California	6,907,387	Sacramento	Sept. 9, 1850
Colorado	1,123,296	Denver	Aug. 1, 1876
Connecticut	1,709,242	Hartford	Jan. 9, 1788
Delaware	266,505	Dover	Dec. 7, 1787
Florida	1,897,414	Tallahassee	Mar. 3, 1845
Georgia	3,123,723	Atlanta	Jan. 2, 1788
Idaho	524,873	Boise	July 3, 1890
Illinois	7,897,241	Springfield	Dec. 3, 1818
Indiana	3,427,796	Indianapolis	Dec. 11, 1816
Iowa	2,538,268	Des Moines	Dec. 28, 1846
Kansas	1,801,028	Topeka	Jan. 29, 1861
Kentucky	2,845,627	Frankfort	June 1, 1792
Louisiana	2,363,880	Baton Rouge	Apr. 30, 1812
Maine	847,226	Augusta	Mar. 15, 1820
Maryland	1,821,244	Annapolis	Apr. 28, 1788
Massachusetts	4,316,721	Boston	Feb. 6, 1788
Michigan	5,256,106	Lansing	Jan. 26, 1837
Minnesota	2,792,300	St. Paul	May 11, 1858
Mississippi	2,183,796	Jackson	Dec. 10, 1817
Missouri	3,784,664	Jefferson City	Aug. 10, 1821
Montana	559,456	Helena	Nov. 8, 1889
Nebraska	1,315,834	Lincoln	Mar. 1, 1867
Nevada	110,247	Carson City	Oct. 31, 1864
New Hampshire	491,524	Concord	June 21, 1788
New Jersey	4,160,165	Trenton	Dec. 18, 1787
New Mexico	531,818	Santa Fe	Jan. 6, 1912
New York	13,479,142	Albany	July 26, 1788
North Carolina	3,571,623	Raleigh	Nov. 21, 1789
North Dakota	641,935	Bismarck	Nov. 2, 1889
Ohio	6,907,612	Columbus	Feb. 19, 1803
Oklahoma	2,336,434	Oklahoma City	Nov. 16, 1907
Oregon	1,089,684	Salem	Feb. 14, 1859
Pennsylvania	9,900,180	Harrisburg	Dec. 12, 1787
Rhode Island	713,346	Providence	May 29, 1790
South Carolina	1,899,804	Columbia	May 23, 1788
South Dakota	642,961	Pierre	Nov. 2, 1889
Tennessee	2,915,841	Nashville	June 1, 1796
Texas	6,414,824	Austin	Dec. 29, 1845
Utah	550,310	Salt Lake City	Jan. 4, 1896
Vermont	359,231	Montpelier	Mar. 4, 1791
Virginia	2,677,773	Richmond	June 26, 1788
Washington	1,736,191	Olympia	Nov. 11, 1889
West Virginia	1,901,974	Charleston	June 20, 1863
Wisconsin	3,137,587	Madison	May 29, 1848
Wyoming	250,742	Cheyenne	July 11, 1890

CENSUS OF CITIES 1940 U. S. Census

CITIES OVER 37,000	1920	1930	1940
Akron, Ohio	208,435	255,040	244,791
Albany, N. Y.	113,344	127,412	130,577
Alhambra, Calif.	9,096	29,472	38,935
Allentown, Pa.	73,502	92,563	96,904
Altoona, Pa.	60,331	82,054	80,214
Amarillo, Tex.	15,494	43,132	51,686
Anderson, Ind.	29,767	39,804	41,572
Arlington, Mass.	18,665	36,094	40,013
Arlington, Va.	16,040	26,615	57,040
Asheville, N.C.	28,504	50,193	51,310
Atlanta, Ga.	200,616	270,366	302,288
Atlantic City, N. J.	50,707	66,198	64,094
Augusta, Ga.	52,548	60,342	65,919
Aurora, Ill.	36,397	46,589	47,170
Austin, Texas	34,876	53,120	87,930
Baltimore, Md.	733,826	804,874	859,100
Battle Creek, Mich.	36,164	43,573	43,453
Bay City, Mich.	47,554	47,355	47,956
Bayonne, N. J.	76,754	88,979	79,198
Beaumont, Texas	40,422	57,732	59,061
Belvedere, Calif.	33,023	37,192
Berkeley, Calif.	56,036	82,109	85,547
Berwyn, Ill.	14,150	47,027	48,451
Bethlehem, Pa.	50,358	57,892	58,490
Binghamton, N. Y.	66,800	76,662	78,309
Birmingham, Ala.	178,806	259,678	267,583
Bloomfield, N. J.	22,019	38,077	41,623
Boston, Mass.	748,060	781,188	770,816
Bridgeport, Conn.	143,555	146,716	147,121
Brockton, Mass.	66,254	63,797	62,343
Brookline, Mass.	37,748	47,490	49,786
Buffalo, N. Y.	506,775	573,076	575,901
Butte, Mont.	41,611	39,532	37,081
Cambridge, Mass.	109,694	113,643	110,879
Camden, N. J.	116,309	118,700	117,536
Canton, Ohio	87,091	104,906	108,401
Cedar Rapids, Iowa	45,566	56,097	62,120
Charleston, S. C.	67,957	62,265	71,275
Charleston, W. Va.	39,608	60,408	67,914
Charlotte, N. C.	46,338	82,675	100,899
Chattanooga, Tenn.	57,895	119,798	128,163
Chelsea, Mass.	43,184	45,816	41,259
Chester, Pa.	58,030	59,164	59,285
Chicago, Ill.	2,701,705	3,376,438	3,396,808
Chicopee, Mass.	36,214	43,930	41,664

CITIES OVER 37,000	1920	1930	1940
Cicero, Ill.....	44,995	66,602	64,712
Cincinnati, Ohio.....	401,247	451,160	455,610
Cleveland, Ohio.....	796,841	900,429	878,336
Cleveland Heights, Ohio.....	15,236	50,945	54,992
Clifton, N. J.....	26,470	46,875	48,827
Columbia, S. C.....	37,524	51,581	62,396
Columbus, Ga.....	31,125	43,131	53,280
Columbus, Ohio.....	237,031	290,564	306,087
Corpus Christi, Tex.....	10,522	27,741	57,301
Council Bluffs, Iowa.....	36,162	42,048	41,439
Covington, Ky.....	57,121	65,252	62,018
Cranston, R. I.....	29,407	42,911	47,085
Cumberland, Md.....	29,837	37,747	39,483
Dallas, Texas.....	158,976	260,475	294,734
Davenport, Iowa.....	56,727	60,751	66,039
Dayton, Ohio.....	152,559	200,982	210,718
Dearborn, Mich.....	2,470	50,358	63,584
Decatur, Ill.....	43,818	57,510	59,305
Denver, Colo.....	256,491	287,861	322,412
Des Moines, Iowa.....	126,468	142,559	159,819
Detroit, Mich.....	993,678	1,568,662	1,623,452
Dubuque, Iowa.....	39,141	41,679	43,892
Duluth, Minn.....	98,917	101,463	101,065
Durham, N. C.....	21,719	52,037	60,195
East Chicago, Ind.....	35,967	54,784	54,637
East Cleveland, Ohio.....	27,292	39,667	39,495
East Orange, N. J.....	50,710	68,020	68,945
East St. Louis, Ill.....	66,767	74,347	75,609
Elgin, Ill.....	27,454	35,929	38,333
Elizabeth, N. J.....	95,783	114,589	109,912
Elmira, N. Y.....	45,393	47,397	45,106
El Paso, Texas.....	77,560	102,421	96,810
Eric, Pa.....	93,372	115,967	116,955
Evanston, Ill.....	37,234	63,120	65,389
Evansville, Ind.....	85,264	102,249	97,062
Everett, Mass.....	40,120	48,424	46,784
Fall River, Mass.....	120,485	115,274	115,428
Fitchburg, Mass.....	41,029	40,692	41,824
Flint, Mich.....	91,599	156,492	151,543
Fort Wayne, Ind.....	86,549	114,946	118,410
Fort Worth, Texas.....	106,482	163,447	177,662
Fresno, Calif.....	45,086	52,513	60,685
Galveston, Texas.....	44,255	52,938	60,862
Gary, Ind.....	55,378	100,426	111,719
Glendale, Calif.....	13,536	62,736	82,582
Grand Rapids, Mich.....	137,634	168,592	164,292
Green Bay, Wis.....	31,017	37,415	46,235

CITIES OVER 37,000	1920	1930	1940
Greensboro, N. C.....	19,861	53,569	59,319
Hamilton, Ohio.....	39,675	52,176	50,592
Hammond, Ind.....	36,004	64,560	70,184
Hamtramck, Mich.....	48,615	56,268	49,839
Harrisburg, Pa.....	75,917	80,339	83,893
Hartford, Conn.....	138,036	164,072	166,267
Haverhill, Mass.....	53,884	48,710	46,752
Hazleton, Pa.....	32,277	36,765	38,009
Highland Park, Mich.....	46,499	52,959	50,810
High Point, N. C.....	14,302	36,745	38,495
Hoboken, N. J.....	68,166	59,261	50,115
Holyoke, Mass.....	60,203	56,537	53,750
Houston, Texas.....	138,276	292,352	384,514
Huntington, W. Va.....	50,177	75,572	78,836
Indianapolis, Ind.....	314,194	364,161	386,972
Irvington, N. J.....	25,480	56,733	55,328
Jackson, Mich.....	48,374	55,187	49,656
Jackson, Miss.....	22,817	48,282	62,107
Jacksonville, Fla.....	91,558	129,549	173,065
Jamestown, N. Y.....	38,917	45,155	42,638
Jersey City, N. J.....	298,103	316,715	301,173
Johnstown, Pa.....	67,327	66,993	66,668
Joliet, Ill.....	38,442	42,993	42,365
Joplin, Mo.....	29,902	33,454	37,144
Kalamazoo, Mich.....	48,487	54,786	54,097
Kansas City, Kansas.....	101,177	121,857	121,458
Kansas City, Mo.....	324,410	399,746	399,178
Kearny, N. J.....	26,724	40,716	39,467
Kenosha, Wis.....	40,472	50,262	48,765
Knoxville, Tenn.....	77,818	105,802	111,580
La Crosse, Wis.....	30,421	39,614	42,707
Lakewood, Ohio.....	41,732	70,509	69,160
Lancaster, Pa.....	53,150	59,949	61,345
Lansing, Mich.....	57,327	78,397	78,753
Laredo, Texas.....	22,710	32,618	39,274
Lawrence, Mass.....	94,270	85,068	84,323
Lewiston, Me.....	31,791	34,948	38,598
Lexington, Ky.....	41,534	45,736	49,304
Lima, Ohio.....	41,326	42,287	44,711
Lincoln, Nebr.....	54,948	75,933	81,984
Little Rock, Ark.....	65,142	81,679	88,039
Long Beach, Calif.....	55,593	142,032	164,271
Lorain, Ohio.....	37,295	44,512	44,125
Los Angeles, Calif.....	576,673	1,238,048	1,504,277
Louisville, Ky.....	234,891	307,745	319,077
Lowell, Mass.....	112,759	100,234	101,389
Lower Merion, Pa.....	23,866	35,166	39,566

CITIES OVER 37,000	1920	1930	1940
Lynchburg, Va.....	30,070	40,661	44,541
Lynn, Mass.....	99,148	102,320	98,123
Macon, Ga.....	52,995	53,829	57,865
Madison, Wis.....	38,378	57,899	67,447
Malden, Mass.....	49,103	58,036	58,010
Manchester, N. H.....	78,384	76,834	77,685
Mansfield, Ohio.....	27,824	33,525	37,154
McKeesport, Pa.....	46,781	54,632	55,355
Medford, Mass.....	39,038	59,714	63,083
Memphis, Tenn.....	162,351	253,143	292,942
Meriden, Conn.....	29,867	38,481	39,494
Miami, Fla.....	29,571	110,637	172,172
Milwaukee, Wis.....	457,147	578,249	587,472
Minneapolis, Minn.....	380,582	464,356	492,370
Mobile, Ala.....	60,777	68,202	78,720
Montclair, N. J.....	28,810	42,017	39,807
Montgomery, Ala.....	43,464	66,079	78,084
Mt. Vernon, N. Y.....	42,726	61,499	67,362
Muncie, Ind.....	36,524	46,548	49,720
Muskegon, Mich.....	36,570	41,390	47,697
Nashville, Tenn.....	118,342	153,866	167,402
Newark, N. J.....	414,524	442,337	429,760
New Bedford, Mass.....	121,217	112,597	110,341
New Britain, Conn.....	59,316	68,128	68,685
New Castle, Pa.....	44,938	48,674	47,638
New Haven, Conn.....	162,537	162,655	160,605
New Orleans, La.....	387,219	458,762	494,537
Newport News, Va.....	35,596	34,417	37,067
New Rochelle, N. Y.....	36,213	54,000	58,408
Newton, Mass.....	46,054	65,276	69,873
New York, N. Y.....	5,620,048	6,930,446	7,454,995
Niagara Falls, N. Y.....	50,760	75,460	78,029
Norfolk, Va.....	115,777	129,710	144,332
Norristown, Pa.....	32,319	35,853	38,181
North Bergen, N. J.....	23,344	40,714	39,714
Norwalk, Conn.....	27,743	36,019	39,849
Oakland, Calif.....	216,261	284,063	302,163
Oak Park, Ill.....	39,858	63,982	66,015
Ogden, Utah.....	32,804	40,272	43,688
Oklahoma City, Okla.....	91,295	185,389	204,424
Omaha, Nebr.....	191,601	214,006	223,844
Oshkosh, Wis.....	33,162	40,108	39,089
Pasadena, Calif.....	45,354	76,086	81,864
Passaic, N. J.....	63,841	62,959	61,394
Paterson, N. J.....	135,875	138,513	139,656
Pawtucket, R. I.....	64,248	77,149	75,797
Pensacola, Fla.....	31,035	31,579	37,449

CITIES OVER 37,000	1920	1930	1940
Peoria, Ill.....	76,121	104,969	105,087
Perth Amboy, N. J.....	41,707	43,516	41,242
Philadelphia, Pa.....	1,823,779	1,950,961	1,931,334
Phoenix, Ariz.....	29,053	48,118	65,414
Pittsburgh, Pa.....	588,343	669,817	671,659
Pittsfield, Mass.....	41,763	49,677	49,684
Plainfield, N. J.....	27,700	34,422	37,469
Pontiac, Mich.....	34,273	64,928	66,626
Port Arthur, Texas.....	22,251	50,902	46,140
Portland, Me.....	69,272	70,810	73,643
Portland, Ore.....	258,288	301,815	305,394
Portsmouth, Ohio.....	33,011	42,560	40,466
Portsmouth, Va.....	54,387	45,704	50,745
Poughkeepsie, N. Y.....	35,000	40,288	40,478
Providence, R. I.....	237,595	252,981	253,504
Pueblo, Colo.....	43,050	50,096	52,162
Quincy, Ill.....	35,978	39,241	40,469
Quincy, Mass.....	47,876	71,983	75,810
Racine, Wis.....	58,593	67,542	67,195
Raleigh, N. C.....	24,418	37,379	46,897
Reading, Pa.....	107,784	111,171	110,568
Richmond, Va.....	171,667	182,929	193,042
Roanoke, Va.....	50,842	69,206	69,287
Rochester, N. Y.....	295,750	328,132	324,975
Rockford, Ill.....	65,651	85,864	84,637
Rock Island, Ill.....	35,177	37,953	42,775
Sacramento, Calif.....	65,908	93,750	105,958
Saginaw, Mich.....	61,903	80,715	82,794
St. Joseph, Mo.....	77,939	80,935	75,711
St. Louis, Mo.....	772,897	821,960	816,048
St. Paul, Minn.....	234,698	271,606	287,736
St. Petersburg, Fla.....	14,237	40,425	60,812
Salem, Mass.....	42,529	43,353	41,213
Salt Lake City, Utah.....	118,110	140,267	149,934
San Antonio, Texas.....	161,379	231,542	253,854
San Bernardino, Calif.....	18,721	37,481	43,646
San Diego, Calif.....	74,361	147,995	203,341
San Francisco, Calif.....	506,676	634,394	634,536
San Jose, Calif.....	39,642	57,651	68,457
Santa Monica, Calif.....	15,252	37,146	53,500
Savannah, Ga.....	83,252	85,024	95,996
Schenectady, N. Y.....	88,723	95,692	87,549
Scranton, Pa.....	137,783	143,433	140,404
Seattle, Wash.....	315,312	365,583	368,302
Sheboygan, Wis.....	30,955	39,251	40,638
Shreveport, La.....	43,874	76,655	98,167
Sloux City, Iowa.....	71,227	79,183	82,364

CITIES OVER 37,000	1920	1930	1940
Sioux Falls, S. Dak.....	25,202	33,362	40,832
Somerville, Mass....	93,091	103,908	102,177
South Bend, Ind.....	70,983	104,193	101,268
Spokane, Wash.....	104,437	115,514	122,001
Springfield, Ill.....	59,183	71,864	75,503
Springfield, Mass.....	129,614	149,900	149,554
Springfield, Mo.....	39,631	57,527	61,238
Springfield, Ohio.....	60,840	68,743	70,662
Stamford, Conn.....	35,096	46,343	47,938
Steubenville, Ohio.....	28,508	35,422	37,651
Stockton, Calif.....	40,296	47,963	54,714
Syracuse, N. Y.....	171,717	209,326	205,967
Tacoma, Wash.....	96,965	106,317	109,408
Tampa, Fla.....	51,608	101,161	108,391
Taunton, Mass.....	37,137	37,355	37,395
Terre Haute, Ind.....	66,083	62,810	62,693
Toledo, Ohio.....	243,164	290,718	282,349
Topeka, Kansas.....	50,022	64,120	67,833
Trenton, N. J.....	119,289	123,356	124,697
Troy, N. Y.....	71,996	72,763	70,304
Tulsa, Okla.....	72,075	141,258	142,157
Union City, N. J.....	58,659	56,173
Upper Darby, Pa.....	8,956	47,145	56,883
Utica, N. Y.....	94,156	101,740	100,518
Waco, Texas.....	38,500	52,848	55,982
Waltham, Mass.....	30,915	39,247	40,020
Warren, Ohio.....	27,050	41,062	42,837
Washington, D. C.....	437,571	486,869	663,091
Waterbury, Conn.....	91,715	99,902	99,314
Waterloo, Iowa.....	36,230	46,191	51,743
West New York, N. J.....	29,926	37,107	39,439
Wheeling, W. Va.....	56,208	61,659	61,099
White Plains, N. Y.....	21,031	35,830	40,327
Wichita, Kansas.....	72,217	111,110	114,966
Wichita Falls, Texas.....	40,079	43,690	45,112
Wilkes-Barre, Pa.....	73,833	86,626	86,236
Williamsport, Pa.....	36,198	45,729	44,355
Wilmington, Del.....	110,168	106,597	112,504
Winston-Salem, N. C.....	48,395	75,274	79,815
Woonsocket, R. I.....	43,496	49,376	49,303
Worcester, Mass.....	179,754	195,311	193,694
Yonkers, N. Y.....	100,176	134,646	142,598
York, Pa.....	47,512	55,254	56,712
Youngstown, Ohio.....	132,358	170,002	167,720
Zanesville, Ohio.....	29,569	36,440	37,500

PRESIDENTS OF THE UNITED STATES

No.	Name	Age	Born	Inaug.	Term in Office	Native of	Died	Polit. Party
1.....	George Washington.....	57	Feb. 22, 1732	1789	8 years	Virginia	Dec. 14, 1799	Federal
2.....	John Adams.....	61	Oct. 30, 1735	1797	4 "	Massachusetts	July 4, 1826	Dem-Rep
3.....	Thomas Jefferson.....	57	Apr. 13, 1743	1801	8 "	Virginia	July 4, 1826	"
4.....	James Madison.....	57	Mar. 16, 1751	1809	8 "	"	June 28, 1836	"
5.....	James Monroe.....	58	Apr. 28, 1758	1817	8 "	Massachusetts	July 4, 1831	Coalition
6.....	John Quincy Adams.....	57	July 11, 1767	1825	8 "	N. Carolina	Feb. 23, 1848	Democrat
7.....	Andrew Jackson.....	61	Mar. 15, 1767	1829	8 "	New York	June 8, 1845	"
8.....	Martin Van Buren.....	54	Dec. 5, 1782	1837	4 "	Virginia	July 24, 1862	"
9.....	Wm. H. Harrison.....	68	Feb. 9, 1773	1841	1 month	"	Apr. 4, 1841	Whig
10.....	John Tyler.....	61	Mar. 29, 1790	1841	3 yrs. 11 mos.	N. Carolina	Jan. 18, 1862	Democrat
11.....	James Knox Polk.....	49	Nov. 2, 1795	1845	4 years	Virginia	June 15, 1849	Whig
12.....	Zachary Taylor.....	64	Sep. 24, 1784	1849	1 year, 4 mos.	New York	July 9, 1850	Democrat
13.....	Millard Fillmore.....	50	Feb. 7, 1800	1850	2 years, 8 mos.	N. Hampshire	Mar. 8, 1874	Whig
14.....	Franklin Pierce.....	48	Feb. 23, 1791	1853	4 years	Pennsylvania	Oct. 8, 1869	Democrat
15.....	James Buchanan.....	65	Apr. 23, 1791	1857	4 years	Kentucky	June 1, 1868	Republican
16.....	Abramam Lincoln.....	52	Feb. 12, 1809	1861	4 years, 40 days	Ohio	Apr. 15, 1865	"
17.....	Andrew Johnson.....	56	Dec. 29, 1808	1865	8 yrs., 10 1/2 mos.	N. Carolina	July 31, 1875	"
18.....	Ulysses S. Grant.....	46	Apr. 27, 1822	1869	8 years	"	July 23, 1885	"
19.....	Rutherford B. Hayes.....	54	Oct. 4, 1822	1877	4 years	"	Jan. 17, 1893	"
20.....	James A. Garfield.....	49	Nov. 19, 1831	1881	6 1/2 months	"	Sep. 19, 1881	"
21.....	Chester A. Arthur.....	50	Oct. 5, 1830	1881	3 yrs 5 1/2 mos.	Vermont	Nov. 18, 1886	Democrat
22-24.....	Grover Cleveland.....	47	Mar. 18, 1837	1885-93	4 years—4 years	New Jersey	June 24, 1908	Republican
25.....	Benjamin Harrison.....	55	Aug. 20, 1833	1889	4 years	Ohio	Mar. 13, 1901	"
26.....	Theodore Roosevelt.....	54	Jan. 29, 1858	1897	4 yrs. 6 mo. 10 d.	New York	Sep. 14, 1901	"
27.....	Wm. H. Taft.....	53	Oct. 15, 1857	1901	7 yrs. 5 mo. 20 d.	Ohio	Jan. 6, 1930	"
28.....	Woodrow T. Wilson.....	56	Sep. 28, 1856	1909	8 years	Virginia	Mar. 8, 1919	Democrat
29.....	Warren G. Harding.....	55	Dec. 28, 1865	1921	8 years	Ohio	Feb. 2, 1924	Republican
30.....	Calvin Coolidge.....	51	Nov. 2, 1865	1923	2 yrs. 4 mo. 29 d.	Vermont	Aug. 2, 1933	"
31.....	Herbert C. Hoover.....	54	July 4, 1874	1929	5 yrs. 7 mo. 2 da.	"	Jan. 5, 1933	"
32.....	Franklin D. Roosevelt.....	51	Jan. 30, 1882	1933	4 years	Iowa	"	Democrat
						New York		

WEIGHTS AND MEASURES

TROY WEIGHT

24 grains.....1 pwt. 12 ounces....1 pound
20 pwts.....1 ounce
Used for weighing gold, silver and jewels.

APOTHECARIES WEIGHT

20 grains....1 scruple 8 drams.....1 ounce
3 scruples....1 dram 12 ounces....1 pound
The ounce and pound in this are the same as in Troy Weight.

AVOIRDUPOIS WEIGHT

27¹¹/₃₂ grains...1 dram 4 quarters.....1 cwt.
16 drams....1 ounce 2,000 lbs..1 short ton
16 ounces....1 pound 2,240 lbs..1 long ton
25 pounds..1 quarter

DRY MEASURE

2 pints.....1 quart 4 pecks.....1 bushel
8 quarts.....1 peck 36 bushels, 1 chaldron

LIQUID MEASURE

4 gills.....1 pint 31¹/₂ gallons..1 barrel
2 pints.....1 quart 2 barrels..1 hogshead
4 quarts.....1 gallon

LONG MEASURE

12 inches.....1 foot 40 rods.....1 furlong
3 feet.....1 yard 8 furlongs, 1 sta. mile
5¹/₂ yards.....1 rod 3 miles.....1 league

CLOTH MEASURE

2¹/₄ inches....1 nail 4 quarters.....1 yard
4 nails.....1 quarter

SQUARE MEASURE

144 sq. inches, 1 sq. ft. 40 sq. rods....1 rood
9 sq. ft.....1 sq. yard 4 rods.....1 acre
30¹/₄ sq. yds., 1 sq. rod 640 acres..1 sq. mile

SURVEYOR'S MEASURE

7.92 inches=1 link 4 rods=1 chain
25 links=1 rod
10 square chains or 160 sq. rods=1 acre
640 acres=1 square mile
36 sq. miles 6 miles sq.=1 township

CUBIC MEASURE

1.728 cubic inches=1 cubic foot
128 cubic feet=1 cord wood
27 cu. ft.=1 cu. yard. 40 cu. ft.=1 ton shpg.
2,150.42 cubic inches=1 standard bushel
268.8 cubic inches=1 standard gallon dry
231 cubic inches=1 standard gallon liquid
1 cubic foot=about four-fifths of a bushel
1 Perch=A mass 16¹/₂ ft. long, 1 ft. high and 1¹/₂ ft. wide, containing 24³/₄ cubic feet.

METRIC EQUIVALENTS Linear Measure

1 centimeter=0.3937 in. 1 in.=2.54 centimeters
1 decimeter=3.937 in. 1 foot=3.048 decimeter.
=0.328 feet. meter.
1 meter=39.37 in.= 1 yard=0.9144 meter.
1.0936 yards.
1 dekameter=1.9884 rods. 1 rod=0.5029 deka.
1 kilometer=0.62137 mile. 1 mile=1.6093 kilo.

SQUARE MEASURE

1 sq. centimeter=0.1550 1 sq. inch=6.452 sq. square inches. centimeters.
1 sq. decimeter=0.1076 1 sq. ft.=9.2903 sq. decimeters.
square feet. sq. decimeters.
1 sq. meter=1.196 sq. yd. 1 sq. yd.=0.8361 sq. mr.
1 sq. dekameter=3.954 1 sq. rod=0.2529 sq. sq. rods. deka.
1 hektar=2.47 acres. 1 acre=0.4047 hektar.
1 sq. kilometer=0.386 1 sq. mile=2.59 sq. sq. m. kilometers.

WEIGHTS

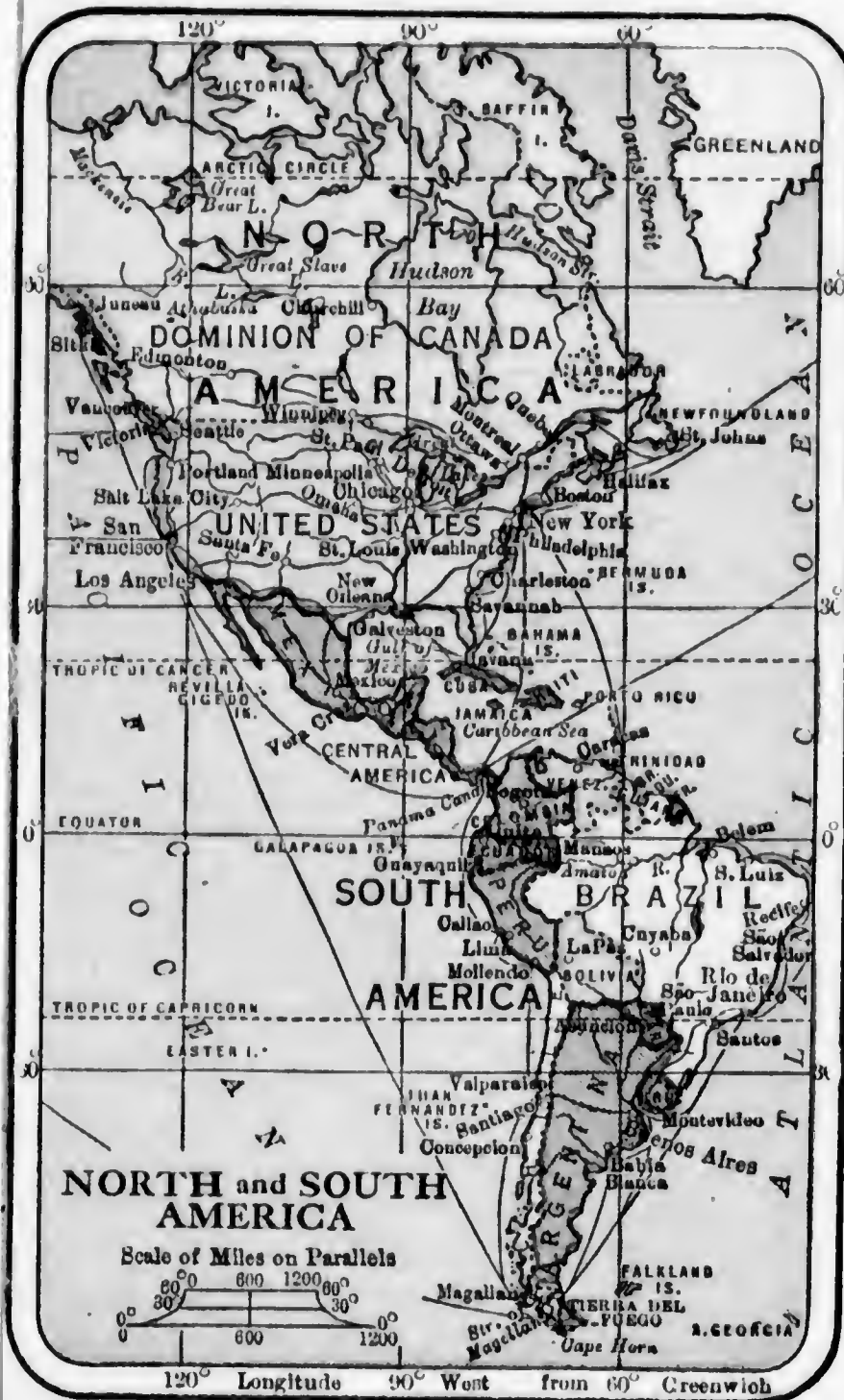
1 gram=0.03527 ounce. 1 ounce=28.35 grams.
1 kilogram=2.204622 lbs. 1 lb.=0.4536 kilogram.
1 metric ton=0.9842 1 English ton=1.0160 English ton. metric ton.

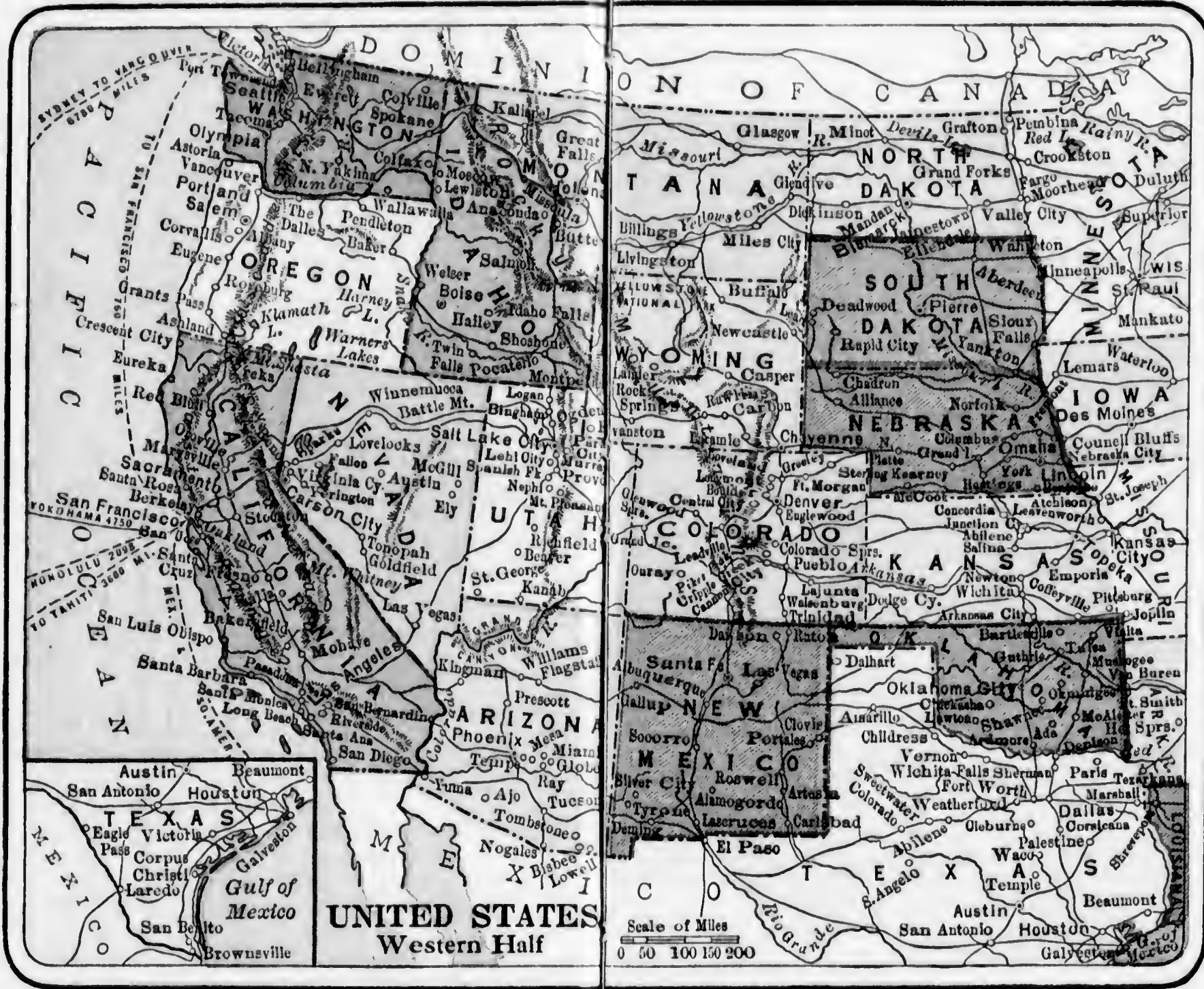
APPROXIMATE METRIC EQUIVALENTS

1 decimeter=4 inches 1 liter= { 1.06 qt. liquid
1 meter=1.1 yards. } 0.9 qt. dry
1 kilometer= ⁵/₈ of mile 1 hektoliter=2.8 bu.
1 hektare=2¹/₂ acres 1 kilogram=2.2 lbs.
1 stere, or cu. meter= 1 metric ton=2,200 lbs.
¹/₄ of a cord

RECAPITULATION

January	200	-	200	-
February	140	-	x 140	-
March	160	-	160	-
April	165	-	165	-
May	160	-	<u>120</u>	- See
June	200	-	785	-
July	80	-	985	-
August	160	-		
September	120	-	<u>1385</u>	-
October			<u>1145</u>	
November				
December				
Increase				
Gr. Total				





SYDNEY TO VANCOUVER
6700 MILES

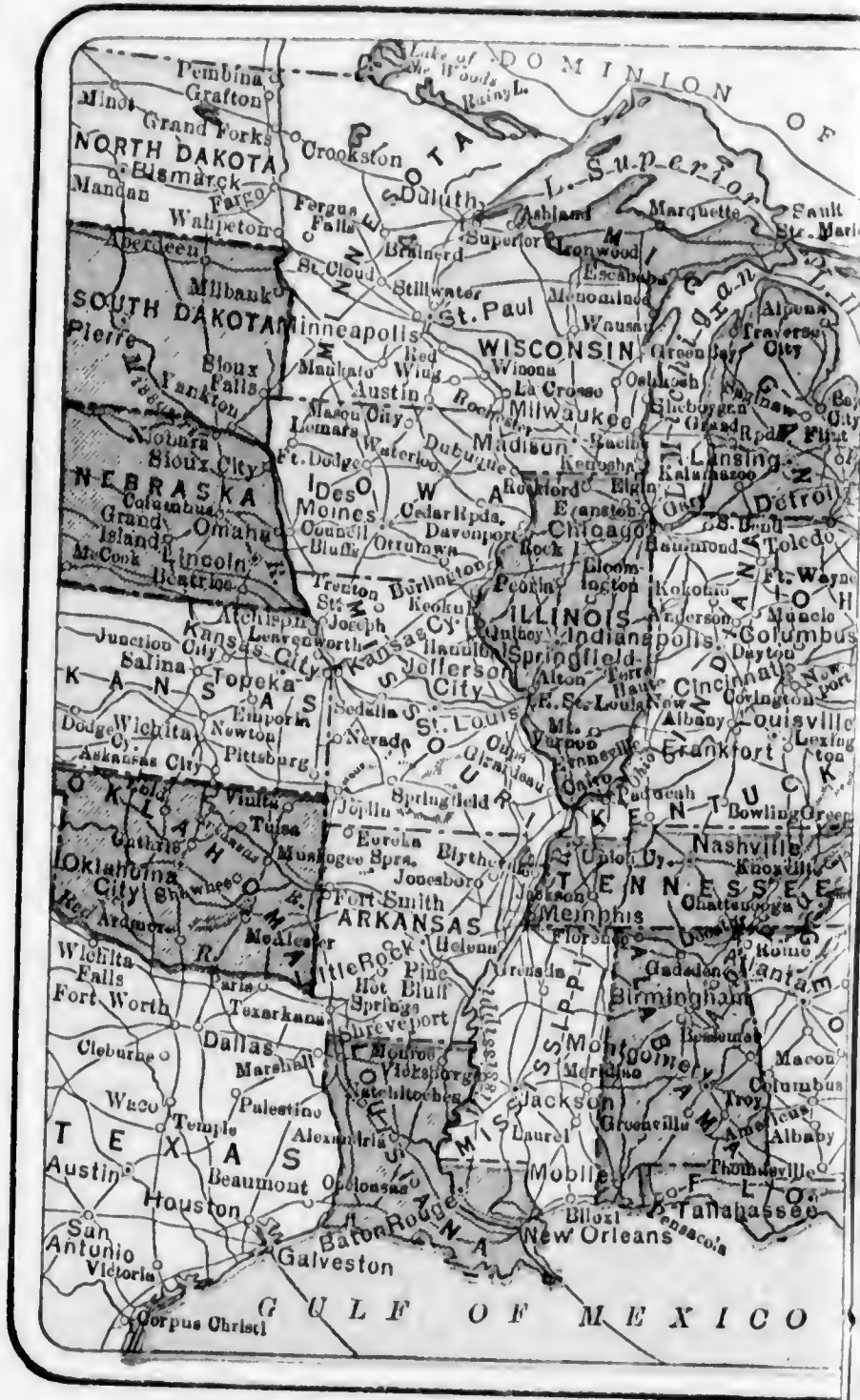
PACIFIC
TO SAN FRANCISCO
700 MILES

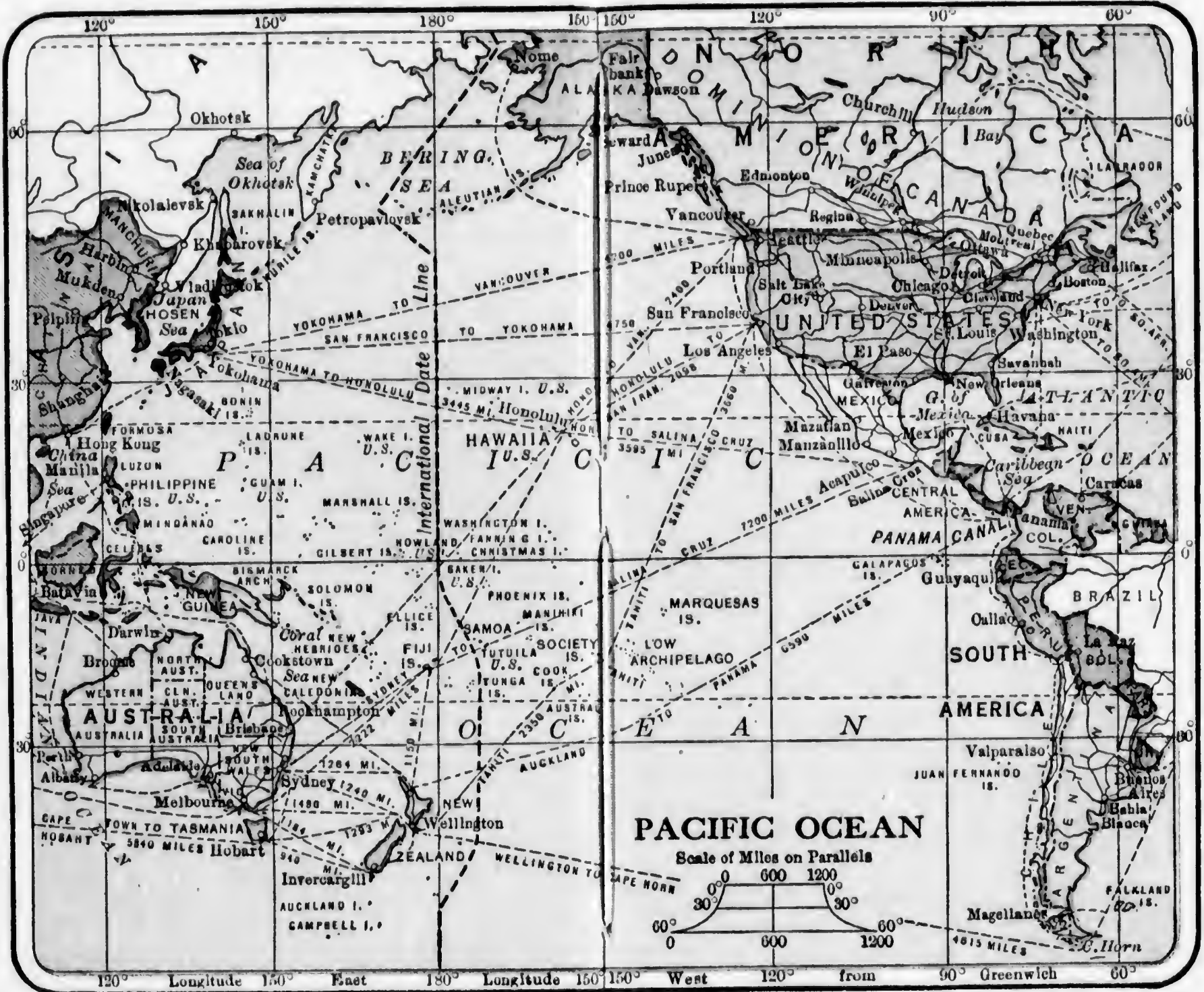
HONOLULU 2098 M.
TO TAHITI 3500 M.
MEX.

MEXICO

UNITED STATES
Western Half

Scale of Miles
0 50 100 150 200





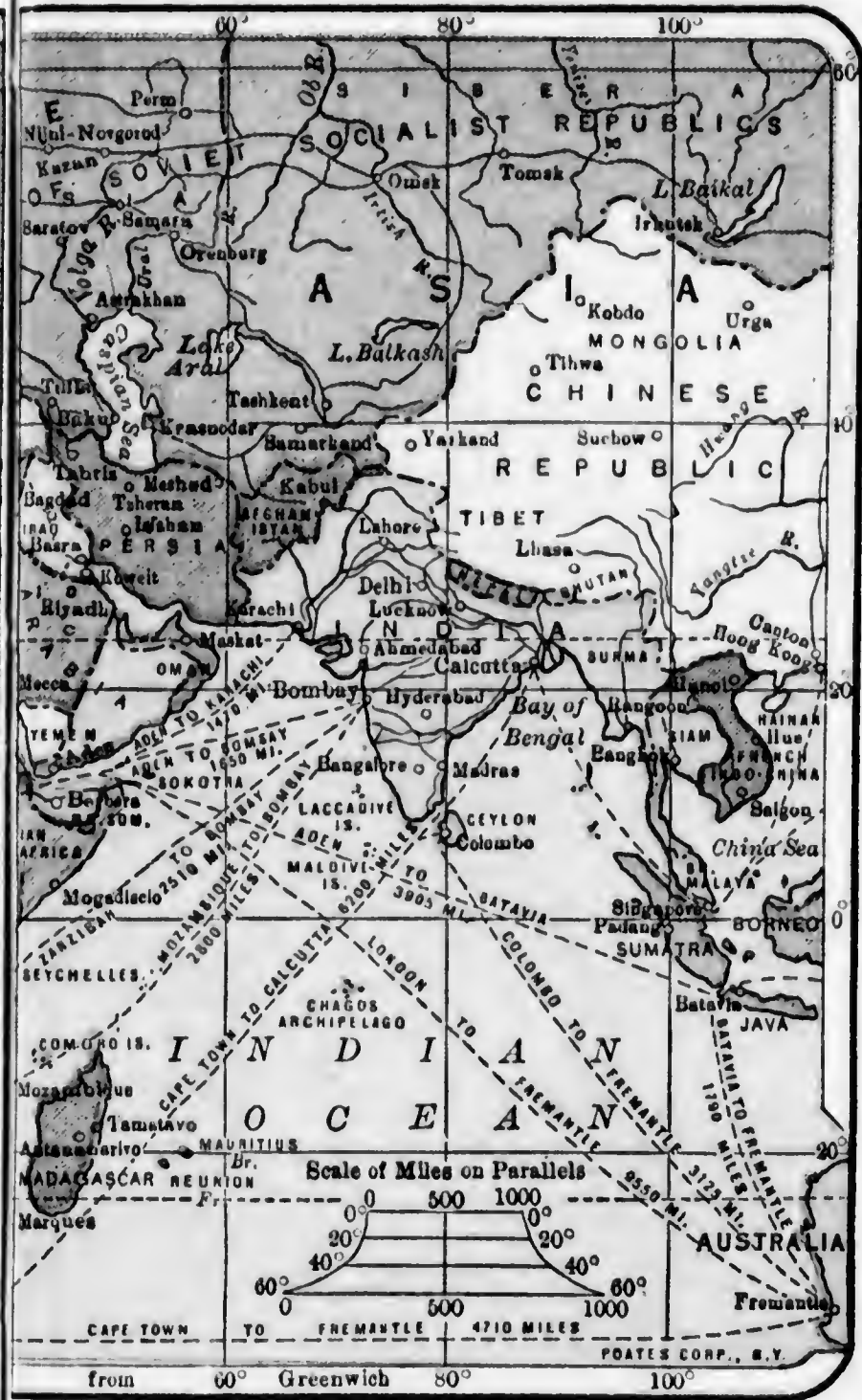
PACIFIC OCEAN

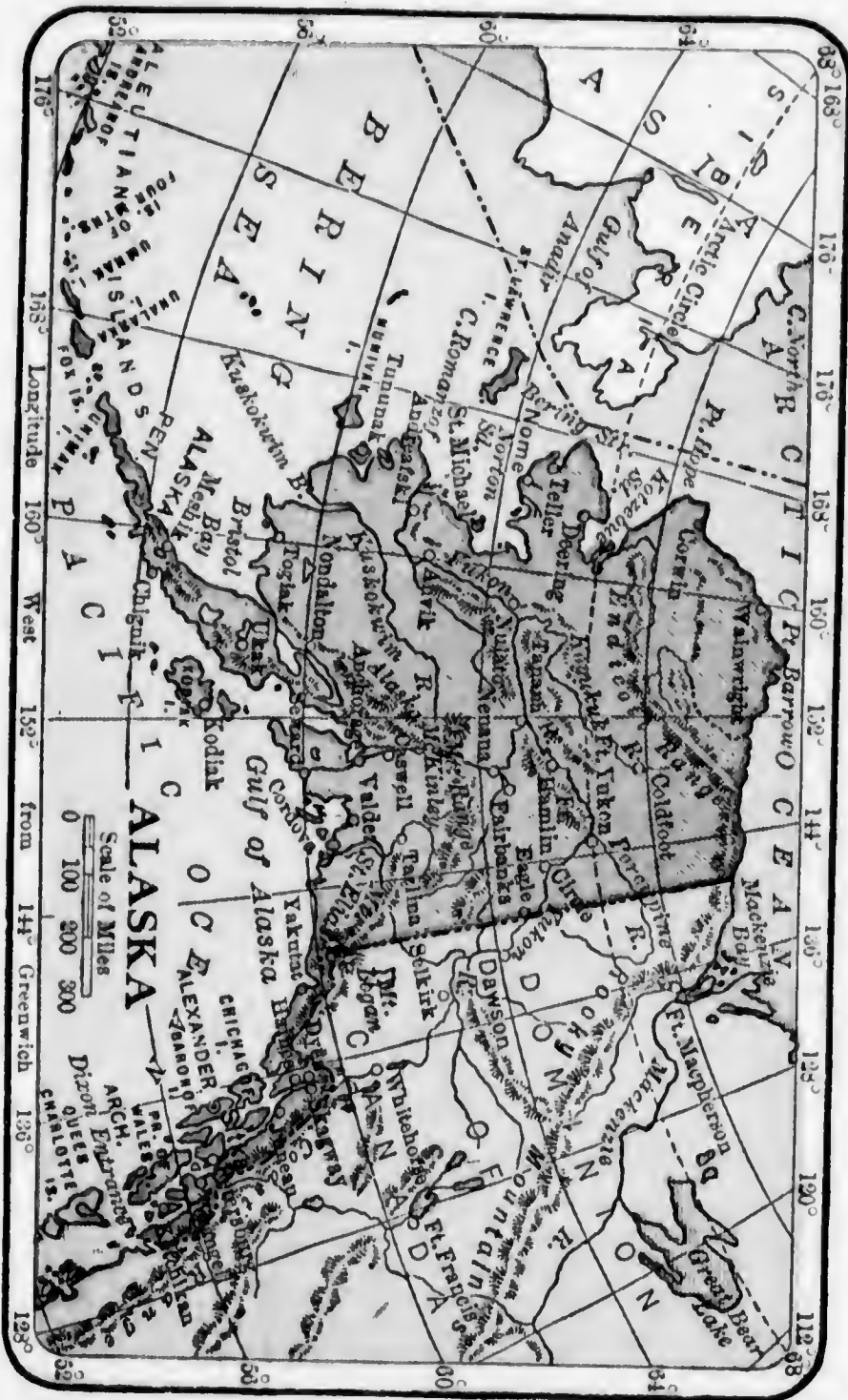
Scale of Miles on Parallels



120° Longitude East 150° Longitude East 180° Longitude West 150° Longitude West 120° from 90° Greenwich 60°







MEMORANDA

No 44 - 2: " + n: d v r -
 D y s c i - u r v e i
 C h r e - l - h e s e -
 o: v l o a s i.
 w l h e - d e t e
 (w h e g - C h r e - e n t y - A b l e t)

U: 0 by 2 1/2	2.-
U-W: 4 1/2	3.-
W: 2 1/2	2.75
W: 0 1/2	2.25
W: 1/2	5.-
W: } 1/2	ye: 1.00
W: } 1/2	8.-
W: 1/2	11.-
W: 1/2	1.-
W: 1/2	1.-
W: 1/2	1.-
W: 1/2	1.-
	<hr/> 45.-

5.- 3.- 2.- 3.-; 2.- 15.-
 W: + 1/2
 2 1/2: 4 2.50

MEMORANDA

JANUARY 1944

Saturday 1 *South Orange*.
New Year's Day
Jodi. *Mrs. Poschwitz.*

Memoranda

JANUARY 1944

Sunday 2

Otto Lobbenberg 94
Rickey Lichtman 41

S.O.

#239

Monday 3

S.O.
Paul Roche 07

V240

Tuesday 4

S.O.

Wednesday 5

S.O.

1:30 pm - 4:30 pm - 5:30 pm

V241

JANUARY 1944

Thursday 6

S.O.

#242

Friday 7

S.O.

Wings of the Sea

V243

Saturday 8

S.O.

Memoranda

JANUARY 1944

Sunday 9 S.O.

10⁶⁰ Cee

6¹⁵ ~~morning~~ (with 280) - 10³⁰

#242 & 243 ~~with 17-18~~ V244

Monday 10 S.O.

9⁰ 244, 904 of ~~with 18, 19~~

#245
with 245

Tuesday 11 S.O.

Wednesday 12 S.O. - with

12⁴⁰ P of ~~with 180 240~~ - 2⁰ L -

6³⁰ ~~with 10~~ - 4³⁰ ~~with 20~~ - 5⁰⁰ -

6³⁰ ~~with 10~~ - 10⁴⁵ ~~with 112~~ - 12⁰⁵ #246

V247

JANUARY 1944

Thursday 13 S.O.

Friday 14 Maggie S.O.

in ~~with 18, 19, 20~~ #248

Saturday 15 Bobby Filene #2
S.O. (with 20)

Memoranda

JANUARY 1944

Sunday 16 S.O.

#249

Monday 17 S.O.

V250

Tuesday 18 S.O.

Wednesday 19 S.O.

1 l: aff - rae (m) V251

JANUARY 1944

Thursday 20 S.O. Joan Rosenfeld 42

V252

Friday 21 S.O. Sandy Frank 38
re

V253

Saturday 22 S.O.

Memoranda

JANUARY 1944

Sunday 23 S.O.

1 l: me

V254

Monday 24 S.O.

Tuesday 25 S.O.

V255

Wednesday 26 S.O.

6-11³⁰ 1³⁰ - 3⁰⁰ -

V256

JANUARY 1944

Thursday 27 S.O.

#257

Friday 28 Peter Filene 40 (all)
S.O.

V258

Saturday 29 Bettina Huber 43
S.O.

Memoranda

Mrs. Robert O. Juckman
90 Kassewitz
26 Vernon Place
East Orange, N.J.
OR 3-3225

JANUARY 1944

Sunday 30 S.O.

#259

Monday 31 S.O.

V260

Tuesday 1 S.O. FEBRUARY

#261

Wednesday 2 S.O. - N.Y.

12⁰⁰ r - 1.30 L - 2⁰⁰ S
2.30 - "One Touch of Venus"
5.30 C, N - 6¹⁵ L r -
6.45, C, L, C. V262

FEBRUARY 1944

Thursday 3 S.O.

#263

Friday 4 S.O.

Robert O. Zuckerman Jr. *
12⁰⁰ r - 1³⁰ L - 2⁰⁰ S
V264

Saturday 5 S.O.

V265
*265/1
2

Memoranda

FEBRUARY 1944

Sunday 6 S.O. - *no*

1⁰ *no* *pl* - 1.40 *no*: *2:00*
2.45 *36*: *Holy Matrimony*
4.30 *no* *6* - 11⁰.

Monday 7 S.O.

Tuesday 8

T. Hedwig

S.O.-N.Y.

12.30 *no* *20* *no* - 2⁰ *no* *no*
2:15 *no* - 5⁰ *2* *no*.
6.15 *no* - 10.30

V266

Wednesday 9

Trude L. 04 - Lenny
S.O.

#267

FEBRUARY 1944

Thursday 10 S.O.

Friday 11

Johnny Lubsdorf #2

S.O.

8.30 *no*

V268

Saturday 12

S.O. *be*

Lincoln's Birthday

Memoranda

FEBRUARY 1944

Sunday 13

Judith Barbara ^{#3}
Mrs. Rochelle: W. C. P. - 1.15
11° 27' - 1.15 C. in air? 2.00
h. in, 2.00 (32° - 2.00 h. in air)

Monday 14

A.R. - S.O. - E.O.
2.15 h. in air - 4.00
7.00 5.00
9.00 (265 m. S.) V 269/1-2

Tuesday 15

E.O.

M. J. - J. -

Wednesday 16

E.O.

270

V 271

FEBRUARY 1944

Thursday 17

E.O.

Herman Hilene 06
(C. 2.00 in)

272

Friday 18

Greta Schultz E.O.

2.00 : 3.30 (2.30) 2.00 h. in

V 273

Saturday 19

E.O.

274

Memoranda

FEBRUARY 1944

Sunday 20 *Walter* 8.0.

30 min C-5⁴⁵

Monday 21 8.0.

V275

Tuesday 22 8.0.

Washington's Birthday

4⁰ r. n. p.

Wednesday 23 8.0.

As 16 of 16 g o w ~ ~ gl.
V276

FEBRUARY 1944

Thursday 24 8.0.

he yrd - C6 lo. v. s. +
with; e C1 o. o. e. #277

Friday 25 8.0.

2.30 2nd

Saturday 26 8.0.

Memoranda

FEBRUARY 1944

Sunday 27 6.0.

30 months

V 278

Monday 28 6.0.

hr - r - 1/2 hr - 16

#279
arr. 3/17

Tuesday 29 6.0 2-2

2-2

V 280

Wednesday 1 6.0. MARCH

hr - r - 1/2 hr - 16

V 281
arr. 3/14

MARCH 1944

Thursday 2 6.0.

hr, 270, 5: hr - r

~~V 282~~

Friday 3 Susan Gittitz 43 6.0.

#282
arr. 3/17

Saturday 4 6.0.

V 283
arr. 3/14

Memoranda

MARCH 1944

Sunday 5
8.0.

Alan R. King

in 1 room by 5 miles

Monday 6
8.0.

Walter J. Anselmer 39

2h 20 min best, 2c -
1 1/2 h, 10 min

284
arr. 3/17

Tuesday 7 8.0.

2h 20 min, web.

Wednesday 8 8.0.

10⁰ 2h, R. 2h
2.40 The Doughnuts:
5.30 Jan - 8⁰⁰
10⁰ 2h, 12³⁰.

V285

MARCH 1944

Thursday 9 8.0.

286
arr. 3/18

Friday 10 8.0.

V287
arr. 3/22

Saturday 11 8.0.

288

Memoranda

MARCH 1944

Sunday 12 8.0.

hr 1, 5, 6 - 27/12.

Monday 13 8.0.

V 289

Tuesday 14 8.0.

#° 285 - O. M. 80 71.

V 290

Wednesday 15 8.0. *Elfrida Franke*
Oha Pindewitz

V 291

MARCH 1944

Thursday 16 8.0.

Hertha
Steven Antopol #2
11 23 *Mr. ...*
30 *...* V 292

Friday 17 8.0. *Carl Philip L. 38*

Mr. ...

V 293

Saturday 18 8.0.

hr 1, 6, 8, 9, 10, 11, 12.

294

Memoranda

MARCH 1944

Sunday 19 8.0.

h 1000 G

V295

Monday 20 8.0.

296

Tuesday 21 8.0.

V297

Wednesday 22 8.0.

MARCH 1944

Thursday 23 8.0.

200.

V298

Friday 24 8.0. - Adam Pollack V299

(11° N of A 1061, N 100.)

11° 20' 20''

300

Saturday 25 8.0.

2° e of - 2° 30' The 2 hrs. Cords?
6° 10' 10''

Memoranda

Mrs. Margrit Falkenstein
57-06 46th St. Apt. 2 B
Woodside, L.I.

js 2000-2000

MARCH 1944

Sunday 26 8.0.

Selo's wedding anniversary

V301

Monday 27 8.0.

302

Tuesday 28 8.0.

V303

Wednesday 29 8.0.

Ret. Hilda Ludwig w * (Jan 1920)

304

MARCH 1944

Thursday 30 Antti Schaff 88

2.0.
11 30 20 - 12 30 20 -
1.45 20 - 4 0 6 - 202 -
5 0 6 V305

Friday 31 8.0.

4 20 215.

Saturday 1 8.0 APRIL

Memoranda

APRIL 1944

Sunday 2 8.0.

A 306

Monday 3 8.0.

V 307

Tuesday 4 8.0.

V 308

Wednesday 5 *trunk 10*
8.0.

309

APRIL 1944

Thursday 6 8.0. *neglected*
2-24 in. - 13 - 48 - 70 -
20 - 1 - 10 - 15 : 6 - 20 - 20 -
10 - 5.30 - 8° - 8° - 12.30.

Friday 7 8.0.

he is not, to 12.30.

V 310

Saturday 8 8.0.

11.30 2nd, R in C, to.

for to - M (Lent), C 10 5

Memoranda

Mrs. Gertrude Hochberg
90. Mashejov
1. Holy Place
South Orange, N.J.
SO 2-3820

311

APRIL 1944

Sunday 9 *Alice Roche* 13
8.0. Easter Sunday *Kurt G. 88*

V312

Monday 10 8.0.

V313

Tuesday 11 8.0.

V314

Wednesday 12 *2* 8.0.

(*Orl. - D. Thore, in-est;*
the eye).

Birgitta Holberg V315*

APRIL 1944

Thursday 13 8.0. - N.Y.
10 *Nov* *l* - 30 *2* *Cl.*
4 30 *p* *yr* - 60 *5* *yr* -
6 45 *p* *res. ev.*, V316
Nov . 10 *3* *h* - 120 *4* *yr*.

Friday 14 *Kurt Madlung*
8.0. *Mrs. Cecil Lichtman 15(!)*

317

Saturday 15 8.0.

by 1 *Nov* *G* (*l. B* *2* *yr*),
R *Nov*, *yr*, 5+10.

Memoranda

APRIL 1944

Sunday 16 8.0.

1000 - 101 (1000) - 200 - V318

Monday 17

8.0.

then - Reg Juliana
(1000) 40

12 45 6 20 6 10

30 200 - 200 - 500 - 1000 - 1310

Tuesday 18

8.0. be 10 hr.

V320

Wednesday 19

8.0.

30 hr. 20 min.

APRIL 1944

Thursday 20 8.0.

40, 100.

+ 321

Friday 21

Capt. Robbie
8.0. - 5.0.

V322

Saturday 22

5.0. 8 10 20 hr.

hr, 20 447 200 hr. n;
1000 - 1000 - 1000.

Memoranda

APRIL 1944

Sunday 23 *Hildegard*
S.O.

Y 323

Monday 24 S.O.

*Mark Brundin**
(w 3, w 5 (21 w/h))

Y 324

Tuesday 25 *Jane Linda Wolf* 43
S.O.

3:30 w/h.

Wednesday 26 S.O.

325

APRIL 1944

Thursday 27 S.O.

Y 326

Friday 28 S.O.

3:15 w/h - 3:45 w/h
1 y w/h - home ~ 3.

Saturday 29 S.O.

327

Memoranda

APRIL 1944

Sunday 30 S.O.

30 m G - 5:30

Monday 1 S.O. MAY

V328

Tuesday 2 S.O.

*329

Wednesday 3 S.O.

30 m G - 5:30

V330

MAY 1944

Thursday 4

S.O.

h 16.

Freddy 37

*331

Friday 5

S.O.

11¹⁴ m G - 5:30
6.30 m G; 9.30 L.

Saturday 6

S.O.

g m G: 5:30

V332

*333

Memoranda

MAY 1944

Sunday 7 S.O.

30 *rough*

V334

Monday 8 S.O.



Tuesday 9 Lillian Morris
S.O.

#335

Wednesday 10 Teddy 07 (C200000)
S.O. - N.Y.

12.30 P.M. - ...
3.45 P.M. - 5.45 P.M. 167 W 55.
6.30 P.M. - 7.30 P.M. ...
12.30 P.M.

MAY 1944

Thursday 11 *Luke W. Breit*
S.O.

4 10 20, 10 20 - 1 10
V336

Friday 12 S.O. / Luke W. Breit
43

30 C, 20 C 10.

Saturday 13 Hugo Stern 31
S.O.

330 200.
80 40.

V337

Memoranda

MAY 1944

Sunday 14 S.O.

30 min

+ 338

20 -

Monday 15 S.O.

Tuesday 16 S.O.

+ 339

Wednesday 17 S.O. - N.Y.

12.30 P.M. - ch. at 12.45 - by car - S.O.
7.30 - 20.00 - 5.45 D. white.
6.30 - 10.00 - 8.30 - 12.00 - 6.00 - 7.00
2 hrs ~ "8" - 10.00 - 11.00 - 11.30 S.

MAY 1944

Thursday 18 S.O.

V 340

Friday 19 S.O. Franklin Steven Brook 43
Dr. John Rothschild
(69)

V 341

Saturday 20 S.O. Stephen Lubet 41

Memoranda

Mrs. Herbert L. Warner
38 Orchid Rd.
Larchmont, N. Y.

MAY 1944

Sunday 21 S.O.

30 sun G (over-206°)

V342

Monday 22 S.O.

V343

N- or W- the sun - N- 206° - 208°

Tuesday 23 S.O.

2.30 206 - S

8.30 200, R sun, L 12°

Wednesday 24 S.O.

Richard Scherer 07

V344

MAY 1944

Thursday 25 S.O. - E.O.

11.30 LWS 60 - 20 gl - 11

11.45 160 - 20 gl - 11

4.30 L: 20 gl - N 21. V345

L 1 11°. V346

Friday 26 S.O.

9 - 11.30 160.

Saturday 27 S.O.

V347

Memoranda

MAY 1944

Sunday 28 S.O.

1^o gl - 1.30 long - 2^o ~.

Monday 29 S.O.

348

Tuesday 30 S.O.

Memorial Day

↓

Wednesday 31 S.O.

12.30 paper for 780
by 1.30 sit - 4.15 2h/2h
1.30 - 2.30 - 5+10.
6.30 - 10.30.

JUNE 1944

Thursday 1 S.O.

✓ 349

350

Friday 2 S.O.

✓ 351

Saturday 3 S.O.

Memoranda

JUNE 1944

Sunday 4 *Bobs (8 by 6-60)*
S.O. - 20 miles of l. r. l. r.
10 lbs (4 - 2 in 1 eye)
7.30 am. V352

Monday 5 S.O.

V353

Tuesday 6 S.O.

* 354

Wednesday 7 S.O.

V355

JUNE 1944

Thursday 8 S.O. - m.
110 lbs - 12.30 2 gm, 415 lbs
6 - 2000 - 0 - 180 - 40 e. v. r. r.
5.30 ~ 1 D - 600 l. of. case.
70 lbs (100 lbs, 60 lbs, 10 lbs) V356
- 110.

Friday 9 S.O.
2 - 2 2000, 1000 lbs. ore.
By 16 - 2000.

V357

Saturday 10 S.O. - m. 2000.

* 358

Memoranda

JUNE 1944

Sunday 11 S.O.

Monday 12 S.O.

3° 215, 16, 20 ⁶W.

61, 21. V359
arr. 7/10

Tuesday 13 S.O.

3° 215 - 415 over C -
- - -

V360

Wednesday 14 S.O. - N.Y.

12.30 P. - 16 - 2.30 S. -

3.30 20 - 4.30 6 -

6° 10°
L 11.30.

JUNE 1944

Thursday 15 S.O.

130 87 100, 16 10.

#361

Friday 16 S.O.

V362

Saturday 17 S.O.

#363

Memoranda

JUNE 1944

Sunday 18 S.O.

Monday 19 S.O.

Tuesday 20 S.O.

Wednesday 21 Eva Frank 34

Delga's wedding ann. 43
S.O. - 10.30 bus 1 eve -
302 bus - 40 by - V365
11.30 (Jan 19)

V364



JUNE 1944

Thursday 22 John M. Davis 43
S.O.

18th bus. # 366

Friday 23 S.O.

V367

Saturday 24 S.O.

Memoranda

JUNE 1944

Sunday 25 S.O.

V368

Don

Monday 26 S.O.

V369

Tuesday 27 S.O.

Alan Richard Rosenfeld *
(City of H-6)

#370

Wednesday 28

S.O.

Gla Levison 82
(60-201-26-62-46)

JUNE 1944

Thursday 29 Steven W. Lindberg Jr. 43
S.O.

V371

Friday 30 S.O.

2.45 265

V372

Saturday 1 S.O. JULY

7.30 y robe - lo^cn, Ogn -
ny G.

Memoranda

JULY 1944

Sunday 2 S.O.

6° Hm - 7° sun - 10° Hm.

373

Monday 3 S.O. Walter Alina 31

8:30 ...

V 374

Tuesday 4 S.O. Fred Kolb 78

Independence Day

3:30 ... - 4:30

8° ...

V 375

Wednesday 5 S.O.

12:30 P. ...

V 376

JULY 1944

Thursday 6 S.O. - N.Y.

8:30 ... 12:00 ...

3:00 ... - 4:30 ...

6:00 ...

8:45 Jacobovsky & the Colonel V 377

Friday 7 S.O.

3° ...

378

Saturday 8 O. Herman S.O.

V 379

Memoranda

JULY 1944

Sunday 9

S.O. - N.Y.
1st N O K... 1677.

70 ... - 90 ...
951 ... 380
1115 ...

Monday 10

N.Y. - Nantucket
845 ... 325
4, ... 90 ... 645

381

Tuesday 11

Nantucket
...
... 382

Wednesday 12

Nantucket
...
8.30 ... 383

JULY 1944

Thursday 13

Nantucket
...
... 5.30
... 384

Friday 14

Nantucket
...
1215 ...
8.30 ... 385

Saturday 15

Nantucket
...
20 ... 150
9.30 ... 386

Memoranda

JULY 1944

Peter

Sunday 16

Nantucket Gittitz

2ms 10 (100) ...
h. 100, 100 - ...
#387

Monday 17

Nantucket - ...

190, 100 ...
2ms 10 ...
h. 100 - 26 ...
#388

Tuesday 18

Nantucket - ...

2ms 10 (23 ... 86)
...
h. 100, 20 ...
#389

Wednesday 19

Nantucket - ...

2ms 10 ...
...
4.30 - 6.30 ...
#390

JULY 1944

E 690
U N. 3. 44

Thursday 20

Kran Nutt 86

Nantucket

10, ... (h) - 6.30 ...
...
#391

Friday 21

Edw. J. Diener 34

Nantucket ...
2ms ...
h. 100, ...
#392

Saturday 22

Gittitz 39 Nantucket ...

2ms 100 ...
h. 100, ...
#393

Memoranda

Jorothy Rossen Brooklyn

JULY 1944

Sunday 23

Richard Selo
Kantucket

200 yds 1000 cery 20
h... cery...
... 20 JF.

Monday 24

Kantucket

200 yds 1000 cery 20 JF. V394
h...
4.45 ...
60 ... - 80.

Tuesday 25

Kantucket - S.O. V395

6.30 P... - 9.30
9.50 P... - 4.20

V396

V397

Wednesday 26

S.O.

h... 2-80, ...

V398

JULY 1944

Thursday 27

S.O.

V399

Friday 28

S.O.

3:15 200 - JZ
8:15 ...

Saturday 29

S.O.

G. Jeffrey Piers 41

h... - cery ...

Memoranda

JULY 1944

Sunday 30 S.O.

7.45 ~ 8th v.m.

#400

Monday 31 S.O.

3¹⁵ 1/2 N of lo (Cal. v.) -
n yrd - 160; W. P. h. 20 5°
#401

Tuesday 1 S.O. AUGUST

Pe - re

✓402

Wednesday 2 S.O. - N.Y.

110 20 cr - 100 2 - 100 2
by re - 57 - 2 8y - 100 2
8no - 6 2 (i. n.) - cr.
10.30 L.

AUGUST 1944

Thursday 3 Peter J. Mushner 42
S.O.

#403

Friday 4 S.O.

5 21 : 100°

Saturday 5 S.O.

✓404

2 26 e - 4 60 : 102°

Memoranda

Mrs. Frederide Bann
117-05 84th Ave.
Richmond Hill, L.I. - N.Y.
Cleveland 3-1477

AUGUST 1944

Sunday 6 S.O.

6³⁸ to 16 N. 8. 20 20 -
sub-w. 8. 20 - 20.
P. 20. # 405

Monday 7 S.O.

m.e.; h. 20 = 20.

V 406

Tuesday 8 Robert Levinson
S.O.

1-20 h. 20: 20: 20
3-50 h. 20: 20: 20
20 - 20.

V 407

Wednesday 9 S.O. - Southfield, N.Y.

9⁰ h. - 10.30 h. - 20: 20: 20
12⁰ h. N.Y. - h. 20: 20: 20
8.50 h. - 10.15 - 20.

AUGUST 1944

Thursday 10 ~~Marc Plan~~ S.O.

97°

408

Friday 11 Ena Levinson
S.O.

4⁰ 20. 102°.

V 409

Saturday 12 S.O.

[Faint handwritten notes]

Memoranda

AUGUST 1944

Sunday 13 S.O.

3:30
7:00, 10:00 - 10:00

Monday 14 S.O.

V410

Tender Comrade - eye
"Allergic to Love" #411

Tuesday 15 S.O.

V412

Wednesday 16 S.O.

9:55 P.M. Lib 200 10:46 2:30
3:00 202, 240, 240, 240, 240
2:00
e 200, 240, 240, 240, 240
rolled 8:00, 2:00 - 10:30 11:50

AUGUST 1944

Thursday 17 S.O.

y-l.

V413

Friday 18 S.O.

3:30
5:00
6:00
7:00
8:00
9:00
10:00
11:00
12:00
1:00
2:00
3:00
4:00
5:00
6:00
7:00
8:00
9:00
10:00
11:00
12:00

V414

Saturday 19 Nancy Gene Stein 43

S.O.
2:00 - 8:00

#415

Memoranda

AUGUST 1944

Sunday 20 Ruth Scherer 43
S.O.

6⁰ 6⁰⁰ - 7⁰ 4⁰⁰
8³⁰, 1⁰⁰ - 9⁰ 6⁰⁰ - 9³⁰

Monday 21 S.O.

2⁴⁵ - 3⁰⁰ V416

Tuesday 22 S.O.

3⁴⁵ 4⁰⁰ - 4.30; 5⁰⁰ - 5.30

#417

Wednesday 23 Margaret Amy Selo 43
S.O. Margaret King.
Joan Gittitz 40

AUGUST 1944

Thursday 24 S.O.

o

V418

Friday 25 S.O.

V419

o

Saturday 26 S.O.

o

Memoranda

Mrs. J. M. Rosenfeld
276 Riverside Drive
N.Y.C.

R 9-5595 10 a.m. -
8 p.m.

AUGUST 1944

Sunday 27 S.O.

by ☉

V420

Monday 28 S.O.

by ☉

V421

Tuesday 29 S.O.

V422

Wednesday 30 S.O.

10 30y bo - C 16 / 2 - : no gl.
1st : not - L - 100.
2° zft C bo - 4° 50' b -
100.

AUGUST 1944

Thursday 31 S.O.

by ☉

V423

V424

Friday 1 SEPTEMBER

S.O. Michael Antopol 39

Donald Caspary 43

by ☉

(100)

Saturday 2 S.O.

V425

by ☉

Memoranda

SEPTEMBER 1944

Sunday 3

As, 0.

Monday 4

Labor Day

0

+426

Tuesday 5

Peter Alex. Holzer 40

1st As 6 20 AM 12°.
J. J. G. - 57 - - 57 6 -
No. 'Follow the Girls'.

Wednesday 6

1° 2gh - 2° (1 sec)

6.

SEPTEMBER 1944

Thursday 7

4° 200

V427

Friday 8

Prague

V428

Saturday 9

As, 0

V429

Memoranda

SEPTEMBER 1944

Sunday 10 Eugen Overton
S.O. 1/2.

V430

Monday 11 S.O.
1/2 - 1/2.
4:00 P.M.

Tuesday 12 S.O. ~

Wednesday 13 S.O. - ~ - V431
Peggy Holberg 18.

V432

SEPTEMBER 1944

Thursday 14 S.O. ~ ~
~~1:00~~ 2:00

V433

Friday 15 John D. Luppelheimer
S.O. - N.Y. 9:30 P.M.
10:30 ~ ~ ~
22 23 24 - 27 - 28 - 29 - 30 - 31 -
on 1:00: (at 1:00).

Saturday 16 Bertha Leubodorf.
N.Y.
1 - 2 - 3 - 4 - 5 - 6 - 7 - 8 - 9 - 10 - 11 - 12 - 13 - 14 - 15 - 16 - 17 - 18 - 19 - 20 - 21 - 22 - 23 - 24 - 25 - 26 - 27 - 28 - 29 - 30 - 31 -
8:40 "Anna Lucretia".

Memoranda

SEPTEMBER 1944

Sunday 17 N.Y.

1 bill for [unclear] - Co to - 6 [unclear]
[unclear] - 6 [unclear]
[unclear] - [unclear] - [unclear] V 434
[unclear] (encl [unclear])
[unclear]

Monday 18 N.Y.

10:30 [unclear] - [unclear] - [unclear] [unclear]
[unclear] [unclear] 3:30 [unclear] - [unclear]
7:00 [unclear]
8:00 - Song of Norway?

Tuesday 19 N.Y. - m.

2 [unclear] 126.

V 435

Wednesday 20 N.Y.

V 436

SEPTEMBER 1944

Thursday 21 N.Y. - 8.0.

11° [unclear] [unclear]

V 437

Friday 22 8.0.

Saturday 23

8.0. - [unclear] [unclear] Frank 40

V 438

Memoranda

Mrs. Arthur Philipps Jr.
66 Glenview Rd.
South Orange, N.J.
SO 2-7262

9/17 C. C. [unclear]

SEPTEMBER 1944

Sunday 24 *filenes odd. am. 38*

Deerparkfarm Cuddebackville

Monday 25 *Cuddebackville*

*Ruth Feuerstein ? **

#439

Tuesday 26 *Cuddebackville*

V440

Wednesday 27 *Cuddebackville*

SEPTEMBER 1944

Thursday 28 *8.0.*

V441

Friday 29 *8.0.*

Saturday 30 *Selga*
busliners odd. am. 37
8.0.

Memoranda

OCTOBER 1944

Sunday 1 8.0.

5° sun - 9¹⁵

V442

Monday 2 8.0. *Bata Madelong*

Tuesday 3 8.0. *Romy 41 (down)*

11° sun - 2°; 3° sun & m.

V443

Wednesday 4 8.0.

V444

OCTOBER 1944

Thursday 5 8.0.

10° sun - 12³⁰
10° sun - 3°.

V445

Friday 6 8.0.

Saturday 7 8.0.

V446

Memoranda

OCTOBER 1944

Sunday 8 8.0.

ran 4⁰. 7³⁰ ^u, "Janie".
#447

Monday 9 8.0
8¹⁵ e l s - 9⁰ c - 10 - 11 - 12
12³⁰ e l s
2⁰ 2¹⁵.
#448

Tuesday 10 Otto R. - Emma K.
8.0.
9⁰ e l s
11⁰ e l s c l s - 12 - 1 - 2 - 3 - 4 - 5 - 6 - 7 - 8 - 9 - 10 - 11 - 12
#449

Wednesday 11 Anne (with) 8.0.
lrb 2e 11-3.
#450

OCTOBER 1944

Thursday 12 8.0.

#452

Friday 13 8.0.
lrb 2e

#453?

Saturday 14 8.0.

#454

Memoranda

OCTOBER 1944

Sunday 15 8.0.

see file, (C and he,
at - 7:00.

Monday 16 8.0.

#455

Tuesday 17 8.0.

8:45 E.C.
Lunch + 9.30.

Wednesday 18 8.0.

V456

OCTOBER 1944

Thursday 19 8.0.

Friday 20 Anita 8.0.
12.0, V 2.00 - 6.30 C, N.Y.
7.30 C, 8.15
+ rest: 11.30 - 12.45. V457

n.
Saturday 21 Thomas H. Roche 43
8.0. (Oct, 20 - etc)

#458

n.
Memoranda

OCTOBER 1944

Sunday 22

8.0.

Isula! (King C. M.)

12.30 ~~morning~~ - 9°

Monday 23

8.0.

V459

Tuesday 24

8.0.

Janet Feuerstein 38

11° 2 M - 12° 2 P.
10° 2 A + 10 - 5°

V460

Wednesday 25

8.0.

OCTOBER 1944

Thursday 26

8.0.

V461

Friday 27

8.0

40 20 for

Saturday 28

8.0.

#462

Memoranda

OCTOBER 1944

Sunday 29 Resi Ganz
8.0.
hr, M & S corbe (rpt).

Monday 30 Tommy Bertram 40
8.0.

Tuesday 31 Kings Bedd. Ann. 42
8.0.
1.30 Mon 76-2° 6-2.30 ~ leafy -
40 ~ 1.5 - 5.30 ~ V463
5.45 V464: 7°, 9° 10hr.
V464

Wednesday 1 NOVEMBER
8.0. Klaus Selo (KSA) ↓

NOVEMBER 1944

Thursday 2 8.0.
V465
+ 466

Friday 3 8.0. - N.Y.
V467

Saturday 4 Ann Klein 05 (10/29)
8.0.
+ 468

Memoranda

NOVEMBER 1944

Sunday 5 8.0.

3³⁰ ... - 9³⁰.

Monday 6 8.0

V469

Tuesday 7 8.0. Election Day

V470

Wednesday 8 8.0.

1⁰ ... - 2.30 ...

3.30 ... - 5.

6.50 ... 8 ... - 10 ... ; ...
+ ... - 4 - 2.

NOVEMBER 1944

Thursday 9 8.0.

6.15 ... 4-6° ...
... - 8° ...
... - 9 ...
V471

Friday 10 Carol Ann County 42
8.0.

V472

Saturday 11 Anna Feuerstein

12° ... - 2° ...
2.30 ~ 1.30 ...
5-6 ... 6.15 - 7.30 ...
8° ... - 10.45. 12° ...

Memoranda

NOVEMBER 1944

Sunday 12 *Adèle Jackson*
8.0.

#473

Monday 13 8.0.

V474

Tuesday 14 8.0.

V475?

Wednesday 15 *Arthur Bernstein*
8.0. - N.Y. 09
12³⁰ *lure* - 12.30 *off* - V475
2.30 *lure* - 4.34 - V475
6.30 *lure* - 10.10 - V476
12.45 *lure*.

NOVEMBER 1944

Thursday 16 8.0.

V475

V476

Friday 17 8.0.

V477

Saturday 18 8.0.

lure.

Memoranda

NOVEMBER 1944

Sunday 26 3.0.
6 2/3 - 8°

6 5 - 10°

Monday 27 3.0. ~

12.30 2h
10° 2h - 6h - 9h - 10h - 11h - 12h
4°, 5h 6h - 7°

V482

Tuesday 28 3.0.

11.30, 2h
6 16h

V483

Wednesday 29 3.0. 2-5h.

2.50 pm, 1h.

V484

NOVEMBER 1944

Thursday 30

~~Thanksgiving Day~~

415 Sebring, Fla.

Friday 1 DECEMBER

Madenton Beach

V485

Saturday 2 B.B.

Memoranda

DECEMBER 1944

Sunday 3 Bradenton Beach

486

Monday 4 Judy Pines 38
B.B.

V 487

Tuesday 5 B.B.

No #488

Wednesday Helen Caroline Schultz 40
B.B.

See me.

V 489

DECEMBER 1944

Thursday 7 B.B.

me.

V 490

Friday 8 Joan Lidtman 43
B.B.

V 491

Saturday 9 B.B. - Supper.

11:30 ✓
2:30 ✓
7:00 ✓
7:00 ✓
7:00 ✓

Memoranda

DECEMBER 1944

Sunday 10 *Prudenton Beach*

#492

Monday 11 *B. B.*

1493

Tuesday 12 *B. B. - St. Petersburg*

10¹⁵ 6¹⁵ 12²⁰ 16⁰⁰ 1300
23⁰⁰ 29⁰⁰ 4³⁰ 5⁰⁰ 11²⁰
9¹⁰ 6¹⁶ 16⁰⁰ - 11²⁰
with car on 11/20
1494

Wednesday 13 *B. B.*
*Thomas Lewis Stein **

1495

DECEMBER 1944

Thursday 14 *B. B.*

1496

Friday 15 *Soerthe.*
B. B.

1497

Saturday 16 *B. B.*

Memoranda

DECEMBER 1944

Sunday 17 Karl Lundsberg
Bradenton Beach.

#498

Monday 18 B.B.

V499

Tuesday 19 B.B.

10:30 - do. 6:30

#500

W, ev. v. 9.
Wednesday 20 B.B.

V501

DECEMBER 1944

Thursday 21 Lotte Erdas?
B.B. - Tampa - St. Petersburg

V502

Friday 22 St. Pete

no 7:30

V503

Saturday 23 St. Pete

4:45 to 1:20

Memoranda

1 by 20 ygs.

DECEMBER 1944

Sunday 24 St. Pete

Monday 25 Abe Gittlitz
Christmas Day St. Pete

#504
#505
#506

Tuesday 26 St. Pete

Wednesday 27 St. Pete

#507
clear

#508
↓

DECEMBER 1944

Thursday 28 St. Pete

3° by sea - 11°

#509

Friday 29 St. Pete
10° e no. 6 A of 30.

Saturday 30 St. Pete
11° 1206 - (no 2nd)
12 30 1200 when 1.46 hr + 80 mps
8° 1.46 hr
8° 2nd. 3.30 21.0

2-60, 0
↓

Memoranda

DECEMBER 1944

Sunday 31 St. Pete

by m v 26th ~ 2 p - 9 -
ch. sign.
at 00, 00, 2 2/4 re lot 510

Memoranda

no 16 : 36 x 48 / 49

Memoranda

Memoranda

ADDRESSES

Mrs. Herbert W. Booth (Frances)
Sarasota Fla.
(L. v. M. v. - 2. v. n. v. b.)
Dr. H. Israel Morgan's Cottage
Treasure Island, St. Petersburg
12350 Gulf Blvd.
Mrs. K. K. Gausinger 44391
1400 N. Beach Drive, ST. P. FLA.

CALENDAR 1943

JANUARY							JULY						
S	M	T	W	T	F	S	S	M	T	W	T	F	S
3	4	5	6	7	8	9	4	5	6	7	8	9	10
10	11	12	13	14	15	16	11	12	13	14	15	16	17
17	18	19	20	21	22	23	18	19	20	21	22	23	24
24	25	26	27	28	29	30	25	26	27	28	29	30	31
31													

FEBRUARY							AUGUST						
S	M	T	W	T	F	S	S	M	T	W	T	F	S
7	8	9	10	11	12	13	1	2	3	4	5	6	7
14	15	16	17	18	19	20	8	9	10	11	12	13	14
21	22	23	24	25	26	27	15	16	17	18	19	20	21
28							22	23	24	25	26	27	28
							29	30	31				

MARCH							SEPTEMBER						
S	M	T	W	T	F	S	S	M	T	W	T	F	S
7	8	9	10	11	12	13	5	6	7	8	9	10	11
14	15	16	17	18	19	20	12	13	14	15	16	17	18
21	22	23	24	25	26	27	19	20	21	22	23	24	25
28	29	30	31				26	27	28	29	30		

APRIL							OCTOBER						
S	M	T	W	T	F	S	S	M	T	W	T	F	S
4	5	6	7	8	9	10	3	4	5	6	7	8	9
11	12	13	14	15	16	17	10	11	12	13	14	15	16
18	19	20	21	22	23	24	17	18	19	20	21	22	23
25	26	27	28	29	30		24	25	26	27	28	29	30
							31						

MAY							NOVEMBER						
S	M	T	W	T	F	S	S	M	T	W	T	F	S
2	3	4	5	6	7	8	7	8	9	10	11	12	13
9	10	11	12	13	14	15	14	15	16	17	18	19	20
16	17	18	19	20	21	22	21	22	23	24	25	26	27
23	24	25	26	27	28	29	28	29	30				
30	31												

JUNE							DECEMBER						
S	M	T	W	T	F	S	S	M	T	W	T	F	S
6	7	8	9	10	11	12	5	6	7	8	9	10	11
13	14	15	16	17	18	19	12	13	14	15	16	17	18
20	21	22	23	24	25	26	19	20	21	22	23	24	25
27	28	29	30				26	27	28	29	30	31	

CALENDAR 1945

JANUARY							JULY						
S	M	T	W	T	F	S	S	M	T	W	T	F	S
1	2	3	4	5	6		1	2	3	4	5	6	7
7	8	9	10	11	12	13	8	9	10	11	12	13	14
14	15	16	17	18	19	20	15	16	17	18	19	20	21
21	22	23	24	25	26	27	22	23	24	25	26	27	28
28	29	30	31				29	30	31				

FEBRUARY							AUGUST						
S	M	T	W	T	F	S	S	M	T	W	T	F	S
4	5	6	7	8	9	10	5	6	7	8	9	10	11
11	12	13	14	15	16	17	12	13	14	15	16	17	18
18	19	20	21	22	23	24	19	20	21	22	23	24	25
25	26	27	28				26	27	28	29	30	31	

MARCH							SEPTEMBER						
S	M	T	W	T	F	S	S	M	T	W	T	F	S
4	5	6	7	8	9	10	2	3	4	5	6	7	8
11	12	13	14	15	16	17	9	10	11	12	13	14	15
18	19	20	21	22	23	24	16	17	18	19	20	21	22
25	26	27	28	29	30	31	23	24	25	26	27	28	29
							30						

APRIL							OCTOBER						
S	M	T	W	T	F	S	S	M	T	W	T	F	S
1	2	3	4	5	6	7	1	2	3	4	5	6	
8	9	10	11	12	13	14	7	8	9	10	11	12	13
15	16	17	18	19	20	21	14	15	16	17	18	19	20
22	23	24	25	26	27	28	21	22	23	24	25	26	27
29	30						28	29	30	31			

MAY							NOVEMBER						
S	M	T	W	T	F	S	S	M	T	W	T	F	S
6	7	8	9	10	11	12	4	5	6	7	8	9	10
13	14	15	16	17	18	19	11	12	13	14	15	16	17
20	21	22	23	24	25	26	18	19	20	21	22	23	24
27	28	29	30	31			25	26	27	28	29	30	

JUNE							DECEMBER						
S	M	T	W	T	F	S	S	M	T	W	T	F	S
3	4	5	6	7	8	9	2	3	4	5	6	7	8
10	11	12	13	14	15	16	9	10	11	12	13	14	15
17	18	19	20	21	22	23	16	17	18	19	20	21	22
24	25	26	27	28	29	30	23	24	25	26	27	28	29
							30	31					

Passaic 2-5646

KING SOLOMON CEMETERY, Inc.

Dwas Line & Allwood Roads
Clifton, N. J.

No 2407 D

Received From *Mrs William Levison* *Apr 22* 194*4*
68 Ely Rd East Orange N.J.
Eight Dollars (\$ *8.00*)

For *planting on grave of*
Mrs Ella Levison

KING SOLOMON CEMETERY, Inc.
By *E. Lewis*

Stevens	83-80 118	V17-4799	
Alleg	118-14 55 Ave	V19-3339	
Kleinberger	83-15 Lippert Blvd	V19-1479	
Schultz		B23-1471	69-45 Ingradin
Borman		B28-6185	11-14 76 Ave

~~3-10-1940~~
~~2-2-1940~~

Levich 68-04
Borns St.
F.H.

105-6000
gro: 6000 - 10000
Lans: 4000 (10000) BR 9-5000
2000?

10/16
1000 845

1000 V17
2000 3822

2000, 8000 S.
S.
ed in 1000 S.
" 1000 911

Time 342 So. 6 St.

AR 25001

1945

CALENDAR 1945

JANUARY							JULY						
S	M	T	W	T	F	S	S	M	T	W	T	F	S
...	1	2	3	4	5	6	1	2	3	4	5	6	7
7	8	9	10	11	12	13	8	9	10	11	12	13	14
14	15	16	17	18	19	20	15	16	17	18	19	20	21
21	22	23	24	25	26	27	22	23	24	25	26	27	28
28	29	30	31	29	30	31
FEBRUARY							AUGUST						
S	M	T	W	T	F	S	S	M	T	W	T	F	S
...	1	2	3	1	2	3	4
4	5	6	7	8	9	10	5	6	7	8	9	10	11
11	12	13	14	15	16	17	12	13	14	15	16	17	18
18	19	20	21	22	23	24	19	20	21	22	23	24	25
25	26	27	28	26	27	28	29	30	31
MARCH							SEPTEMBER						
S	M	T	W	T	F	S	S	M	T	W	T	F	S
...	1	2	3	1
4	5	6	7	8	9	10	2	3	4	5	6	7	8
11	12	13	14	15	16	17	9	10	11	12	13	14	15
18	19	20	21	22	23	24	16	17	18	19	20	21	22
25	26	27	28	29	30	31	23	24	25	26	27	28	29
...	30
APRIL							OCTOBER						
S	M	T	W	T	F	S	S	M	T	W	T	F	S
1	2	3	4	5	6	7	...	1	2	3	4	5	6
8	9	10	11	12	13	14	7	8	9	10	11	12	13
15	16	17	18	19	20	21	14	15	16	17	18	19	20
22	23	24	25	26	27	28	21	22	23	24	25	26	27
29	30	28	29	30	31
...
MAY							NOVEMBER						
S	M	T	W	T	F	S	S	M	T	W	T	F	S
...	...	1	2	3	4	5	1	2	3
6	7	8	9	10	11	12	4	5	6	7	8	9	10
13	14	15	16	17	18	19	11	12	13	14	15	16	17
20	21	22	23	24	25	26	18	19	20	21	22	23	24
27	28	29	30	31	25	26	27	28	29	30
...
JUNE							DECEMBER						
S	M	T	W	T	F	S	S	M	T	W	T	F	S
...	1	2	1
3	4	5	6	7	8	9	2	3	4	5	6	7	8
10	11	12	13	14	15	16	9	10	11	12	13	14	15
17	18	19	20	21	22	23	16	17	18	19	20	21	22
24	25	26	27	28	29	30	23	24	25	26	27	28	29
...	30	31
...

Marquette

JUNIOR DIARY

for

1945

With

WORLD MAPS
PERSONAL CASH ACCOUNT
POPULATION OF CITIES
and
Other Valuable Information

Published Annually

5865501 *ok*. 6-14-43

IDENTIFICATION

Name *Charlotte Engel Levison*

Address *75 Lincoln Park 68 Ely Pl
East Orange, N.J.*

Tel. No. *Mitchell 2-7581
OR 5-4062*

In Case of Accident or Serious Illness, Please

Notify by Telegraph or Telephone

*Mrs. T. J. Blau, 68 Ely Pl.
East Orange, N.J.*

ORANGE 5-4062

PERSONAL

Soc. Sec. No. *149-18-9520*

Size of Hat *2 1/2* Collar

Size of Shirt *34* Sleeve Length

Size of Gloves *7* Shoes *7 1/2 B-C*

Make of Watch { No. of Case
No. of Works

My Height is *5* ft. *4 1/2* in.

My Average Weight is *118 lbs.*

Inv. Inv 2006 + 129222

AUTOMOBILE DESCRIPTION

Make *Hudobaker*

Body Type *Coupe*

Engine No. *5470* Serial No.

Title No. Weight

H. P. *22* Year *1940*

License No. *E 120* State *N.J.*

My Driver's License No. is

Name of Insurance Co. or Agency:
Freid, Appell & Co., NYC.

Individual Markings *11-29-44 22975*

Special Equipment

Heater

STATES AND THEIR CAPITALS

State	Census 1940	Capital	Admitted to Union
Alabama	2,832,961	Montgomery	Dec. 14, 1819
Arizona	499,261	Phoenix	Feb. 14, 1912
Arkansas	1,949,387	Little Rock	June 15, 1836
California	6,907,387	Sacramento	Sept. 9, 1850
Colorado	1,123,296	Denver	Aug. 1, 1876
Connecticut	1,709,242	Hartford	Jan. 9, 1788
Delaware	266,505	Dover	Dec. 7, 1787
Florida	1,897,414	Tallahassee	Mar. 3, 1845
Georgia	3,123,723	Atlanta	Jan. 2, 1788
Idaho	524,873	Boise	July 3, 1890
Illinois	7,897,241	Springfield	Dec. 3, 1818
Indiana	3,127,796	Indianapolis	Dec. 11, 1816
Iowa	2,538,268	Des Moines	Dec. 28, 1846
Kansas	1,801,028	Topeka	Jan. 29, 1861
Kentucky	2,845,627	Frankfort	June 1, 1792
Louisiana	2,363,880	Baton Rouge	Apr. 30, 1812
Maine	847,226	Augusta	Mar. 15, 1820
Maryland	1,821,244	Annapolis	Apr. 28, 1788
Massachusetts	4,316,721	Boston	Feb. 6, 1788
Michigan	5,256,106	Lansing	Jan. 26, 1837
Minnesota	2,792,300	St. Paul	May 11, 1858
Mississippi	2,183,796	Jackson	Dec. 10, 1817
Missouri	3,784,664	Jefferson City	Aug. 10, 1821
Montana	559,456	Helena	Nov. 8, 1889
Nebraska	1,315,834	Lincoln	Mar. 1, 1867
Nevada	110,247	Carson City	Oct. 31, 1864
New Hampshire	491,524	Concord	June 21, 1788
New Jersey	4,160,165	Trenton	Dec. 18, 1787
New Mexico	531,818	Santa Fe	Jan. 6, 1912
New York	13,479,142	Albany	July 26, 1788
North Carolina	3,571,623	Raleigh	Nov. 21, 1789
North Dakota	641,935	Bismarck	Nov. 2, 1889
Ohio	6,907,612	Columbus	Feb. 19, 1803
Oklahoma	2,336,434	Oklahoma City	Nov. 16, 1907
Oregon	1,089,684	Salem	Feb. 14, 1859
Pennsylvania	9,900,180	Harrisburg	Dec. 12, 1787
Rhode Island	713,346	Providence	May 29, 1790
South Carolina	1,899,804	Columbia	May 23, 1788
South Dakota	642,961	Pierre	Nov. 2, 1889
Tennessee	2,915,841	Nashville	June 1, 1796
Texas	6,414,824	Austin	Dec. 29, 1845
Utah	550,310	Salt Lake City	Jan. 4, 1896
Vermont	359,231	Montpelier	Mar. 4, 1791
Virginia	2,677,773	Richmond	June 26, 1788
Washington	1,736,191	Olympia	Nov. 11, 1889
West Virginia	1,901,974	Charleston	June 20, 1863
Wisconsin	3,137,587	Madison	May 29, 1848
Wyoming	250,742	Cheyenne	July 11, 1890

CENSUS OF CITIES 1940 U. S. Census

CITIES OVER 37,000	1940 U. S. Census		
	1920	1930	1940
Akron, Ohio	208,435	255,040	244,791
Albany, N. Y.	113,344	127,412	130,577
Alhambra, Calif.	9,096	29,472	38,935
Allentown, Pa.	73,502	92,563	96,904
Altoona, Pa.	60,331	82,054	80,214
Amarillo, Tex.	15,491	43,132	51,686
Anderson, Ind.	29,767	39,804	41,572
Arlington, Mass.	18,665	36,094	40,013
Arlington, Va.	16,040	26,615	57,010
Asheville, N. C.	28,501	50,193	51,310
Atlanta, Ga.	200,616	270,366	302,288
Atlantic City, N. J.	50,707	66,198	64,094
Augusta, Ga.	52,548	60,342	65,919
Aurora, Ill.	36,397	46,589	47,170
Austin, Texas	34,876	53,120	87,930
Baltimore, Md.	733,826	804,874	859,100
Battle Creek, Mich.	36,164	43,573	43,453
Bay City, Mich.	47,551	47,355	47,956
Bayonne, N. J.	76,754	88,979	79,198
Beaumont, Texas	40,422	57,732	59,061
Belvedere, Calif.	33,023	37,192
Berkeley, Calif.	56,036	82,109	85,547
Berwyn, Ill.	14,150	47,027	48,451
Bethlehem, Pa.	50,358	57,892	58,490
Binghamton, N. Y.	66,800	76,662	78,309
Birmingham, Ala.	178,806	259,678	267,583
Bloomfield, N. J.	22,019	38,077	41,623
Boston, Mass.	748,060	781,188	770,816
Bridgeport, Conn.	143,555	146,716	147,121
Brockton, Mass.	66,254	63,797	62,343
Brookline, Mass.	37,748	47,490	49,786
Buffalo, N. Y.	506,775	573,076	575,901
Butte, Mont.	41,611	39,532	37,081
Cambridge, Mass.	109,694	113,643	110,879
Camden, N. J.	116,309	118,700	117,536
Canton, Ohio	87,091	104,906	108,401
Cedar Rapids, Iowa	45,566	56,097	62,120
Charleston, S. C.	67,957	62,265	71,275
Charleston, W. Va.	39,608	60,408	67,914
Charlotte, N. C.	46,338	82,675	100,899
Chattanooga, Tenn.	57,895	110,798	128,163
Chelsea, Mass.	43,184	45,816	41,259
Chester, Pa.	58,030	59,164	59,285
Chicago, Ill.	2,701,705	3,376,438	3,396,808
Chicopee, Mass.	36,214	43,930	41,664

CITIES OVER 37,000	1920	1930	1940
Cicero, Ill.....	44,995	66,602	64,712
Cincinnati, Ohio.....	401,247	451,160	455,610
Cleveland, Ohio.....	796,841	900,429	878,336
Cleveland Heights, Ohio.....	15,236	50,945	54,992
Clifton, N. J.....	26,470	46,875	48,827
Columbia, S. C.....	37,524	51,581	62,396
Columbus, Ga.....	31,125	43,131	53,280
Columbus, Ohio.....	237,031	290,564	306,087
Corpus Christi, Tex.....	10,522	27,741	57,301
Council Bluffs, Iowa.....	36,162	42,048	41,439
Covington, Ky.....	57,121	65,252	62,018
Cranston, R. I.....	29,407	42,911	47,085
Cumberland, Md.....	29,837	37,747	39,483
Dallas, Texas.....	158,976	260,475	294,734
Davenport, Iowa.....	56,727	60,751	66,039
Dayton, Ohio.....	152,559	200,982	210,718
Dearborn, Mich.....	2,470	50,358	63,584
Decatur, Ill.....	43,818	57,510	59,305
Denver, Colo.....	256,491	287,861	322,412
Des Moines, Iowa.....	126,468	142,559	159,819
Detroit, Mich.....	993,678	1,568,662	1,623,452
Dubuque, Iowa.....	39,141	41,679	43,892
Duluth, Minn.....	98,917	101,463	101,065
Durham, N. C.....	21,719	52,037	60,195
East Chicago, Ind.....	35,967	54,784	54,637
East Cleveland, Ohio.....	27,292	39,667	39,495
East Orange, N. J.....	50,710	68,020	68,945
East St. Louis, Ill.....	66,767	74,347	75,609
Elgin, Ill.....	27,454	35,929	38,333
Elizabeth, N. J.....	95,783	114,589	109,912
Elmira, N. Y.....	45,393	47,397	45,106
El Paso, Texas.....	77,560	102,421	96,810
Erie, Pa.....	93,372	115,967	116,955
Evanston, Ill.....	37,234	63,120	65,389
Evansville, Ind.....	85,264	102,249	97,062
Everett, Mass.....	40,120	48,424	46,784
Fall River, Mass.....	120,485	115,274	115,428
Fitchburg, Mass.....	41,029	40,692	41,824
Flint, Mich.....	91,599	156,492	151,543
Fort Wayne, Ind.....	86,549	114,946	118,410
Fort Worth, Texas.....	106,482	163,447	177,662
Fresno, Calif.....	45,086	52,513	60,685
Galveston, Texas.....	44,255	52,938	60,862
Gary, Ind.....	55,378	100,426	111,719
Glendale, Calif.....	13,536	62,736	82,582
Grand Rapids, Mich.....	137,634	168,592	164,292
Green Bay, Wis.....	31,017	37,415	46,235

CITIES OVER 37,000	1920	1930	1940
Greensboro, N. C.....	19,861	53,569	59,319
Hamilton, Ohio.....	39,675	52,176	50,592
Hammond, Ind.....	36,004	64,560	70,184
Hamtramck, Mich.....	48,615	56,268	49,839
Harrisburg, Pa.....	75,917	80,339	83,893
Hartford, Conn.....	138,036	164,072	166,267
Haverhill, Mass.....	53,884	48,710	46,752
Hazleton, Pa.....	32,277	36,765	38,009
Highland Park, Mich.....	46,499	52,959	50,810
High Point, N. C.....	14,302	36,745	38,495
Hoboken, N. J.....	68,166	59,261	50,115
Holyoke, Mass.....	60,203	56,537	53,750
Houston, Texas.....	138,276	292,352	384,514
Huntington, W. Va.....	50,177	75,572	78,836
Indianapolis, Ind.....	314,194	364,161	386,972
Irvington, N. J.....	25,480	56,733	55,328
Jackson, Mich.....	48,374	55,187	49,656
Jackson, Miss.....	22,817	48,282	62,107
Jacksonville, Fla.....	91,558	129,549	173,065
Jamestown, N. Y.....	38,917	45,155	42,638
Jersey City, N. J.....	298,103	316,715	301,173
Johnstown, Pa.....	67,327	66,993	66,668
Joliet, Ill.....	38,442	42,993	42,365
Joplin, Mo.....	29,902	33,454	37,144
Kalamazoo, Mich.....	48,487	54,786	54,097
Kansas City, Kansas.....	101,177	121,857	121,458
Kansas City, Mo.....	324,410	399,746	399,178
Kearny, N. J.....	26,724	40,716	39,467
Kenosha, Wis.....	40,472	50,262	48,765
Knoxville, Tenn.....	77,818	105,802	111,580
La Crosse, Wis.....	30,421	39,614	42,707
Lakewood, Ohio.....	41,732	70,509	69,160
Lancaster, Pa.....	53,150	59,949	61,345
Lansing, Mich.....	57,327	78,397	78,753
Laredo, Texas.....	22,710	32,618	39,274
Lawrence, Mass.....	94,270	85,068	84,323
Lewiston, Me.....	31,791	34,948	38,598
Lexington, Ky.....	41,534	45,736	49,304
Lima, Ohio.....	41,326	42,287	44,711
Lincoln, Nebr.....	54,948	75,933	81,984
Little Rock, Ark.....	65,142	81,679	88,039
Long Beach, Calif.....	55,593	142,032	164,271
Lorain, Ohio.....	37,295	44,512	44,125
Los Angeles, Calif.....	576,673	1,238,048	1,504,277
Louisville, Ky.....	234,891	307,745	319,077
Lowell, Mass.....	112,759	100,234	101,389
Lower Merion, Pa.....	23,866	35,166	39,566

CITIES OVER 37,000	1920	1930	1940
Lynchburg, Va.	59,079	46,661	41,541
Lynn, Mass.	99,118	104,320	98,123
Macon, Ga.	52,995	53,829	57,865
Madison, Wis.	38,378	57,899	67,417
Malden, Mass.	49,103	53,036	58,010
Manchester, N. H.	78,381	76,834	77,685
Mansfield, Ohio	27,824	33,525	37,154
McKeesport, Pa.	46,781	54,632	55,355
Medford, Mass.	39,038	59,714	63,083
Memphis, Tenn.	162,451	253,143	292,942
Meriden, Conn.	29,867	38,481	39,494
Miami, Fla.	29,571	110,637	172,172
Milwaukee, Wis.	457,147	578,249	587,472
Minneapolis, Minn.	380,582	464,356	492,370
Mobile, Ala.	69,777	68,202	78,720
Montclair, N. J.	28,810	42,017	39,807
Montgomery, Ala.	43,464	66,079	78,084
Mt. Vernon, N. Y.	42,726	61,499	67,362
Muncie, Ind.	36,524	46,518	49,720
Muskegon, Mich.	36,570	41,390	47,697
Nashville, Tenn.	118,342	153,866	167,402
Newark, N. J.	414,524	442,337	429,760
New Bedford, Mass.	121,217	112,597	110,341
New Britain, Conn.	59,316	68,128	68,685
New Castle, Pa.	44,938	48,674	47,638
New Haven, Conn.	152,537	162,655	160,605
New Orleans, La.	387,219	458,762	494,537
Newport News, Va.	55,596	34,417	37,067
New Rochelle, N. Y.	35,213	54,000	58,403
Newton, Mass.	15,054	65,276	69,873
New York, N. Y.	620,048	6,930,446	7,454,995
Niagara Falls, N. Y.	59,766	75,460	78,029
Norfolk, Va.	115,777	129,710	144,332
Norristown, Pa.	32,319	35,853	33,181
North Bergen, N. J.	21,344	40,714	39,711
Norwalk, Conn.	27,743	56,019	39,349
Oakland, Calif.	215,261	284,063	302,153
Oak Park, Ill.	39,858	63,982	66,015
Ogden, Utah	32,101	40,272	43,583
Oklahoma City, Okla.	91,298	185,389	204,171
Omaha, Neb.	141,607	214,005	223,344
Oshkosh, Wis.	33,162	40,108	39,089
Pasadena, Calif.	45,454	76,086	81,804
Passaic, N. J.	63,941	62,959	61,391
Paterson, N. J.	175,877	138,513	139,556
Pawtucket, R. I.	64,213	77,149	77,797
Pensacola, Fla.	31,055	31,579	37,449

CITIES OVER 37,000	1920	1930	1940
Peoria, Ill.	76,121	104,969	105,087
Perth Amboy, N. J.	41,707	43,516	41,242
Philadelphia, Pa.	1,823,779	1,950,961	1,931,334
Phoenix, Ariz.	29,053	48,118	65,414
Pittsburgh, Pa.	588,343	669,817	671,659
Pittsfield, Mass.	41,763	49,677	49,684
Plainfield, N. J.	27,700	34,422	37,469
Pontiac, Mich.	34,273	64,928	66,626
Port Arthur, Texas	22,251	50,902	46,140
Portland, Me.	69,272	70,810	73,643
Portland, Ore.	258,288	301,815	305,394
Portsmouth, Ohio	33,011	42,560	40,466
Portsmouth, Va.	54,387	45,704	50,745
Poughkeepsie, N. Y.	35,000	40,288	40,478
Providence, R. I.	237,595	252,981	253,504
Pueblo, Colo.	43,050	50,096	52,162
Quincy, Ill.	35,978	39,241	40,469
Quincy, Mass.	47,876	71,983	75,810
Racine, Wis.	58,593	67,542	67,195
Raleigh, N. C.	24,418	37,379	46,897
Reading, Pa.	107,784	111,171	110,568
Richmond, Va.	171,667	182,929	193,042
Roanoke, Va.	50,842	69,206	69,287
Rochester, N. Y.	295,750	328,132	324,975
Rockford, Ill.	65,651	85,864	84,637
Rock Island, Ill.	35,177	37,953	42,775
Sacramento, Calif.	65,908	93,750	105,958
Saginaw, Mich.	61,903	80,715	82,794
St. Joseph, Mo.	77,939	80,935	75,711
St. Louis, Mo.	772,897	821,960	816,048
St. Paul, Minn.	234,698	271,606	287,736
St. Petersburg, Fla.	14,237	40,425	60,812
Salem, Mass.	42,529	43,353	41,213
Salt Lake City, Utah	118,110	140,267	149,934
San Antonio, Texas	161,379	231,542	253,854
San Bernardino, Calif.	18,721	37,481	43,646
San Diego, Calif.	74,361	147,995	203,341
San Francisco, Calif.	506,676	634,394	634,536
San Jose, Calif.	39,642	57,651	68,457
Santa Monica, Calif.	15,252	37,146	53,500
Savannah, Ga.	83,252	85,024	95,996
Schenectady, N. Y.	88,723	95,692	87,549
Scranton, Pa.	137,783	143,433	140,404
Seattle, Wash.	315,312	365,583	368,302
Sheboygan, Wis.	30,955	39,251	40,638
Shreveport, La.	43,874	76,655	98,167
Sioux City, Iowa	71,227	79,183	82,364

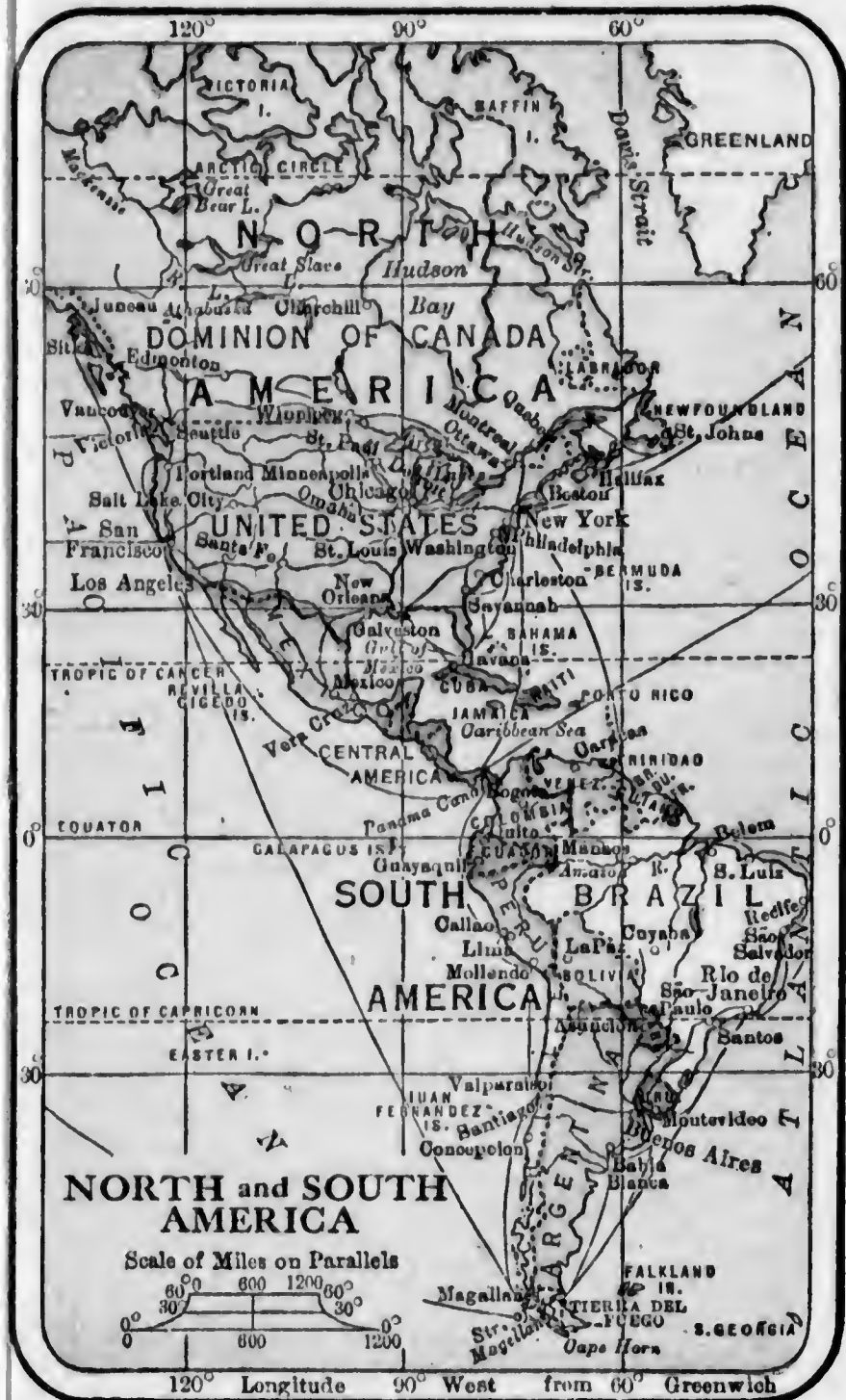
CITIES OVER 37,000	1920	1930	1940
Sloux Falls, S. Dak.	25,202	33,362	40,832
Somerville, Mass.	93,091	103,908	102,177
South Bend, Ind.	70,983	104,193	101,268
Spokane, Wash.	101,437	115,514	122,001
Springfield, Ill.	59,183	71,864	75,503
Springfield, Mass.	129,614	149,900	149,554
Springfield, Mo.	39,631	57,527	61,238
Springfield, Ohio	60,840	68,743	70,662
Stamford, Conn.	35,096	46,343	47,938
Stuebenville, Ohio	28,508	35,422	37,651
Stockton, Calif.	40,296	47,963	54,714
Syracuse, N. Y.	171,717	209,326	205,967
Tacoma, Wash.	96,965	106,817	109,408
Tampa, Fla.	51,608	101,161	108,391
Taunton, Mass.	37,137	37,355	37,395
Terre Haute, Ind.	66,083	62,810	62,693
Toledo, Ohio	243,164	290,718	282,349
Topeka, Kansas	50,022	64,120	67,833
Trenton, N. J.	119,289	123,356	124,697
Troy, N. Y.	71,996	72,763	70,304
Tulsa, Okla.	72,075	141,258	142,157
Union City, N. J.	58,659	56,173
Upper Darby, Pa.	8,956	47,145	56,883
Utica, N. Y.	91,156	101,740	100,518
Waco, Texas	38,500	52,848	55,982
Waltham, Mass.	30,915	39,247	40,020
Warren, Ohio	27,050	41,062	42,837
Washington, D. C.	437,571	486,869	663,091
Waterbury, Conn.	91,715	99,902	99,314
Waterloo, Iowa	36,230	46,191	51,743
West New York, N. J.	29,926	37,107	39,439
Wheeling, W. Va.	56,208	61,659	61,099
White Plains, N. Y.	21,031	35,830	40,327
Wichita, Kansas	72,217	111,110	114,966
Wichita Falls, Texas	40,079	43,690	45,112
Wilkes-Barre, Pa.	73,833	86,626	86,236
Williamsport, Pa.	36,198	45,729	44,355
Wilmington, Del.	110,168	106,597	112,504
Winston-Salem, N. C.	48,395	75,274	79,815
Woonsocket, R. I.	43,496	49,376	49,303
Worcester, Mass.	179,754	195,311	193,694
Yonkers, N. Y.	100,176	134,646	142,598
York, Pa.	47,512	55,254	56,712
Youngstown, Ohio	132,358	170,002	167,720
Zanesville, Ohio	29,569	36,440	37,500

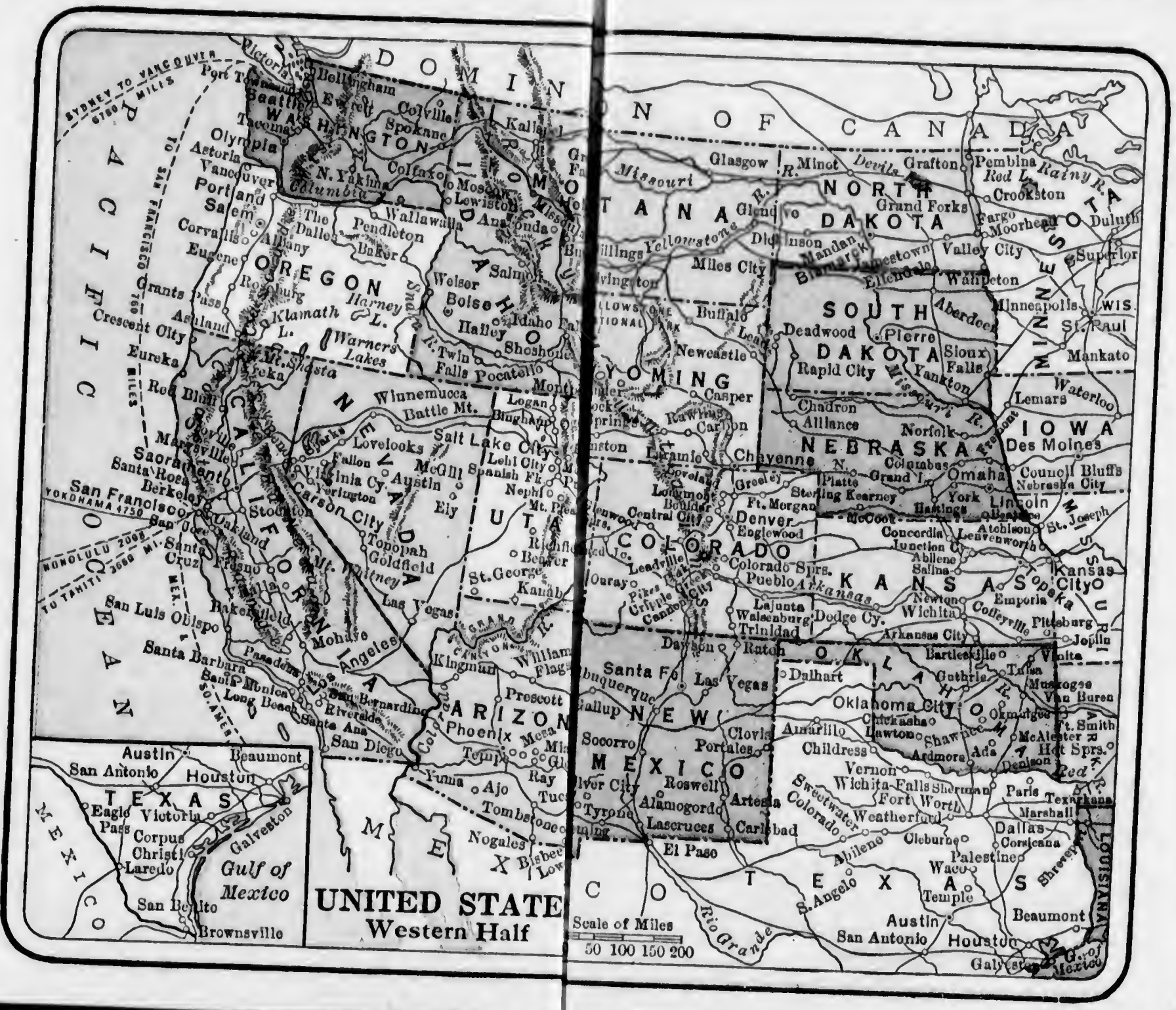
PRESIDENTS OF THE UNITED STATES

No.	Name	Age	Born	Inaug.	Term in Office	Native of	Died	Polit. Party
1.	George Washington	57	Feb. 22, 1732	1759	8 years	Virginia	Dec. 14, 1799	Federal
2.	John Adams	61	Oct. 30, 1735	1797	4	Massachusetts	July 4, 1826	Dem-Rep
3.	Thomas Jefferson	57	Apr. 13, 1743	1801	3	Virginia	July 4, 1826	Dem-Rep
4.	James Madison	57	Mar. 16, 1751	1809	3	Virginia	June 28, 1836	Dem-Rep
5.	James Monroe	58	Apr. 28, 1758	1817	3	Virginia	July 4, 1831	Coalition
6.	John Quincy Adams	57	July 11, 1767	1825	3	Massachusetts	Feb. 23, 1848	Democrat
7.	Andrew Jackson	61	Mar. 15, 1767	1829	4	N. Carolina	June 8, 1845	Democrat
8.	Martin Van Buren	61	Dec. 5, 1782	1837	4	New York	July 24, 1862	Democrat
9.	Wm. H. Harrison	63	Feb. 9, 1773	1841	1 month	Virginia	Apr. 4, 1841	Whig
10.	John Tyler	51	Mar. 29, 1790	1841	3 yrs. 11 mo.	N. Carolina	Jan. 18, 1862	Democrat
11.	James Knox Polk	49	Nov. 2, 1795	1845	4 years	Virginia	June 15, 1849	Democrat
12.	Zachary Taylor	61	Sep. 24, 1784	1849	1 year, 4 mo.	Virginia	July 9, 1850	Whig
13.	Millard Fillmore	50	Feb. 7, 1800	1850	2 years, 8 mo.	New York	Mar. 8, 1874	Democrat
14.	Franklin Pierce	48	Nov. 23, 1804	1853	4 years	N. Hampshire	Oct. 8, 1869	Democrat
15.	James Buchanan	65	Apr. 23, 1791	1857	4	Pennsylvania	June 1, 1868	Democrat
16.	Abram Lincoln	52	Feb. 12, 1809	1861	4 years, 40 days	Kentucky	Apr. 15, 1865	Republican
17.	Andrew Johnson	55	Dec. 29, 1808	1865	3 yrs., 10 1/2 mo.	N. Carolina	Apr. 31, 1875	Republican
18.	Ulysses S. Grant	45	Apr. 27, 1822	1869	8 years	Ohio	July 23, 1885	Democrat
19.	Rutherford B. Hayes	54	Oct. 4, 1822	1877	4 years	Ohio	Jan. 17, 1893	Democrat
20.	James A. Garfield	49	Nov. 19, 1831	1881	4 years	Ohio	Sep. 19, 1881	Democrat
21.	Chester A. Arthur	50	Oct. 5, 1831	1881	6 1/2 months	Vermont	Nov. 18, 1886	Democrat
22-24.	Grover Cleveland	47	Mar. 18, 1837	'85-'93	3 yrs 5 1/2 mo.	New Jersey	June 24, 1908	Republican
25.	Benjamin Harrison	55	Aug. 20, 1833	1889	4 years	Ohio	Mar. 13, 1901	Democrat
26.	William McKinley	54	Jan. 29, 1843	1897	7 yrs. 6 mo. 10 d.	Ohio	Sep. 14, 1901	Republican
27.	Theodore Roosevelt	42	Oct. 27, 1858	1901	4 yrs. 5 mo. 20 d.	New York	Jan. 6, 1919	Democrat
28.	Wm. H. Taft	53	Sep. 15, 1857	1909	4 years	Ohio	Mar. 9, 1930	Democrat
29.	Woodrow T. Wilson	56	Dec. 28, 1856	1913	2 yrs. 4 mo. 29 d.	Virginia	Feb. 3, 1924	Democrat
30.	Warren G. Harding	55	Nov. 2, 1875	1921	5 yrs. 7 mo. 2 da.	Ohio	Aug. 2, 1933	Republican
31.	Calvin Coolidge	51	July 4, 1872	1923	4 years	Vermont	Jan. 5, 1933	Democrat
32.	Herbert C. Hoover	54	Aug. 10, 1874	1929	Iowa	Democrat
33.	Franklin D. Roosevelt	51	Jan. 30, 1882	1933	New York	Democrat

RECAPITULATION

January				
February				
March				
April				
May				
June				
July				
August				
September				
October				
November				
December				
Increase				
Gr. Total				





SYDNEY TO VANCOUVER 6700 MILES
TO SAN FRANCISCO 760 MILES
MONOLULU 2000
TO TAHITI 3600

UNITED STATES
Western Half

TEXAS
Austin
Houston
San Antonio
Galveston
Laredo
San Benito
Brownsville

CALIFORNIA
San Francisco
San Jose
San Diego
Los Angeles
San Bernardino
Pasadena
Santa Barbara
Santa Monica
Long Beach
Bakersfield
Fresno
Stockton
Sacramento
Berkeley
San Francisco
San Jose
San Diego
Los Angeles
San Bernardino
Pasadena
Santa Barbara
Santa Monica
Long Beach
Bakersfield
Fresno
Stockton
Sacramento
Berkeley

OREGON
Portland
Salem
Corvallis
Eugene
Grants Pass
Ashland
Crescent City
Eureka
Red Bluff
Marionville
Salem
Corvallis
Eugene
Grants Pass
Ashland
Crescent City
Eureka
Red Bluff
Marionville

WASHINGTON
Seattle
Tacoma
Vancouver
Olympia
Astoria
Port Townsend
Bellingham
Spokane
Everett
Tacoma
Vancouver
Olympia
Astoria
Port Townsend
Bellingham
Spokane
Everett

IDAHO
Boise
Pocatello
Twin Falls
Shoshone
Hwy. 1
Boise
Pocatello
Twin Falls
Shoshone
Hwy. 1

UTAH
Salt Lake City
Provo
St. George
Kanab
Cannonville
Alton
Big Water
Cannonville
Alton
Big Water

NEVADA
Las Vegas
Primm
Tonopah
Goldfield
Ely
Nephi
Spanish Fl.

ARIZONA
Phoenix
Tucson
Yuma
Ajo
Ray
Tombstone
Nogales
Bisbee
Lowry

WESTERN CANADA

MONTANA
Great Falls
Billings
Yellowstone
Miles City
Livingston
Gardiner
Glendive
Mandan
Bismarck
Helena
Butte
Missoula
Kalispell
Columbia Falls
Kalispell
Columbia Falls

WYOMING
Cheyenne
Casper
Laramie
Rawlins
Carbon
Rock Springs
Newcastle
Casper
Laramie
Rawlins
Carbon
Rock Springs
Newcastle

COLORADO
Denver
Colorado Springs
Pueblo
Ft. Morgan
Sterling
Greeley
Longmont
Boulder
Central City
Leadville
Ouray
Pike
Cripple Creek
Canon City

NEBRASKA
Omaha
Lincoln
Beatrice
York
St. Joseph
Concordia
Leavenworth
Junction City
Abilene
Salina
McCook
Stearns
Kearney
Platte
Grand Island
Coloquias
Chayenne
Allamore
Chadron

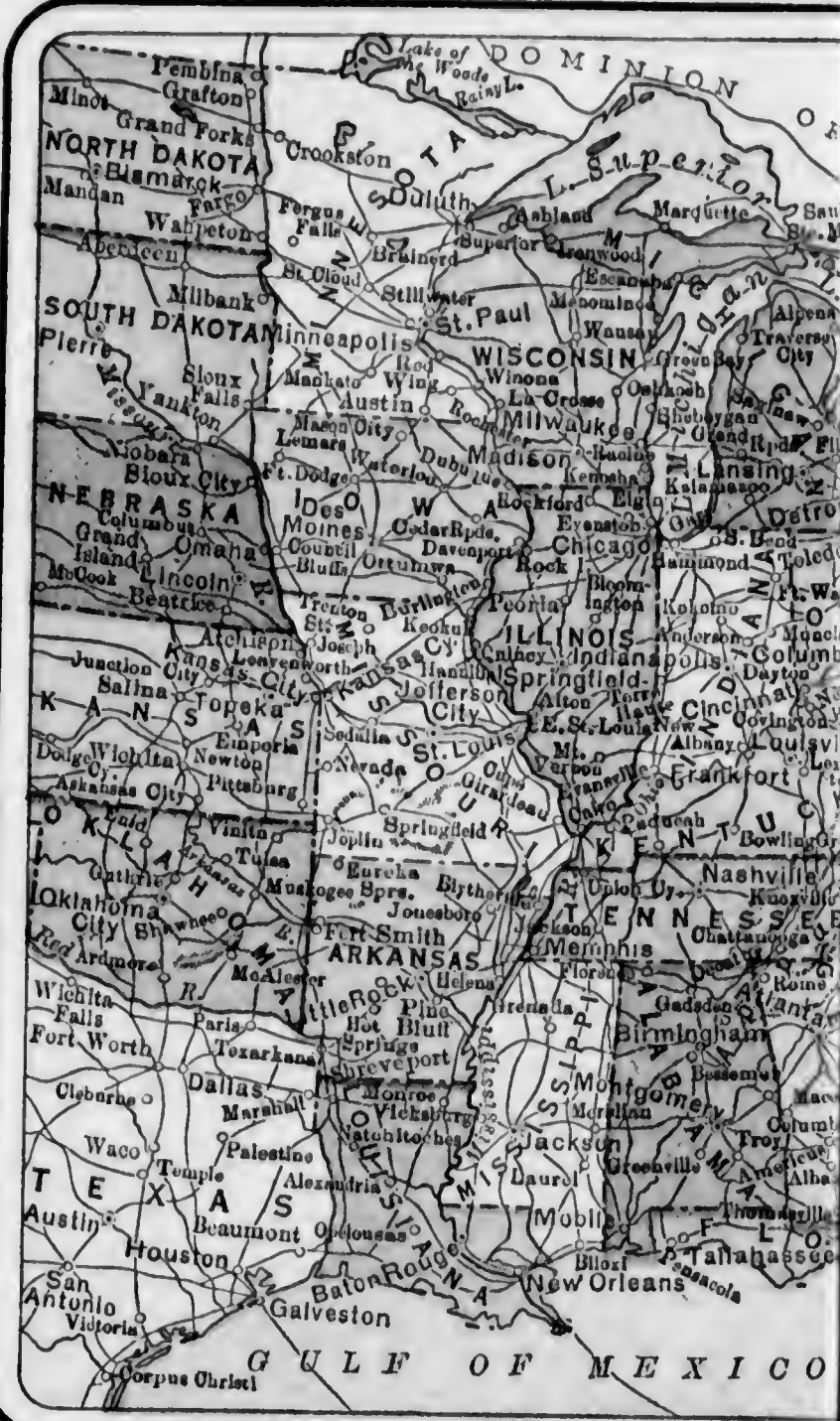
KANSAS
Topeka
Wichita
Lawrence
Arkansas City
Dodge City
Wichita
Lawrence
Arkansas City
Dodge City

OKLAHOMA
Oklahoma City
Tulsa
Muskogee
Vian
Bartlesville
Wagon Mound
McAlester
Hot Springs
Ada
Lawton
Chickasha
Chickasha
Lawton
Chickasha
Chickasha
Lawton
Chickasha

NEW MEXICO
Albuquerque
Las Vegas
Santa Fe
Gallup
Socorro
Roswell
Portales
Clovis
Amarillo
Childress
Vernon
Wichita Falls
Sherman
Paris
Texas
Marshall
Dallas
Corpus Christi
Weatherford
Sweetwater
Colorado
El Paso
Las Cruces
Carlsbad
Artesia
Alamogordo
Tyrone
El Paso
Las Cruces
Carlsbad
Artesia
Alamogordo
Tyrone

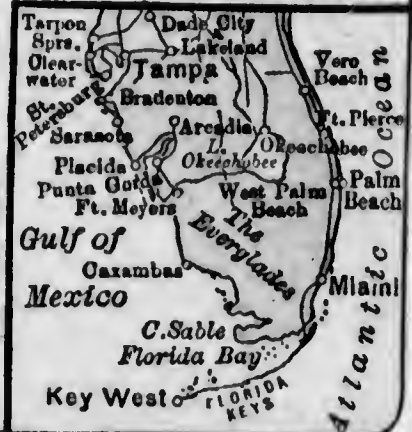
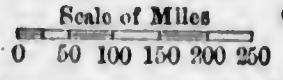
TEXAS
Austin
Houston
San Antonio
Galveston
Laredo
San Benito
Brownsville
Dallas
Corpus Christi
Weatherford
Sweetwater
Colorado
El Paso
Las Cruces
Carlsbad
Artesia
Alamogordo
Tyrone

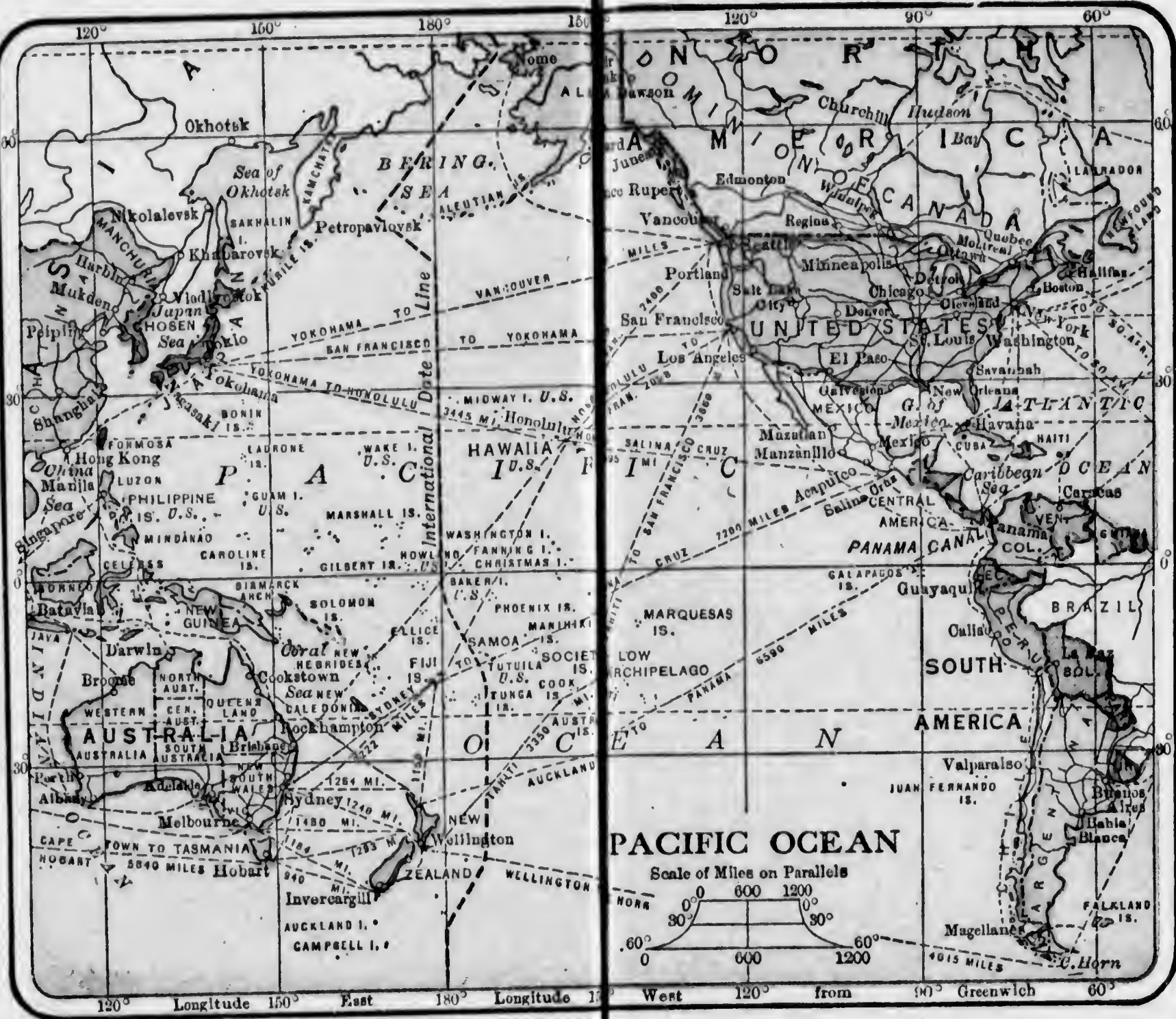
Scale of Miles
50 100 150 200

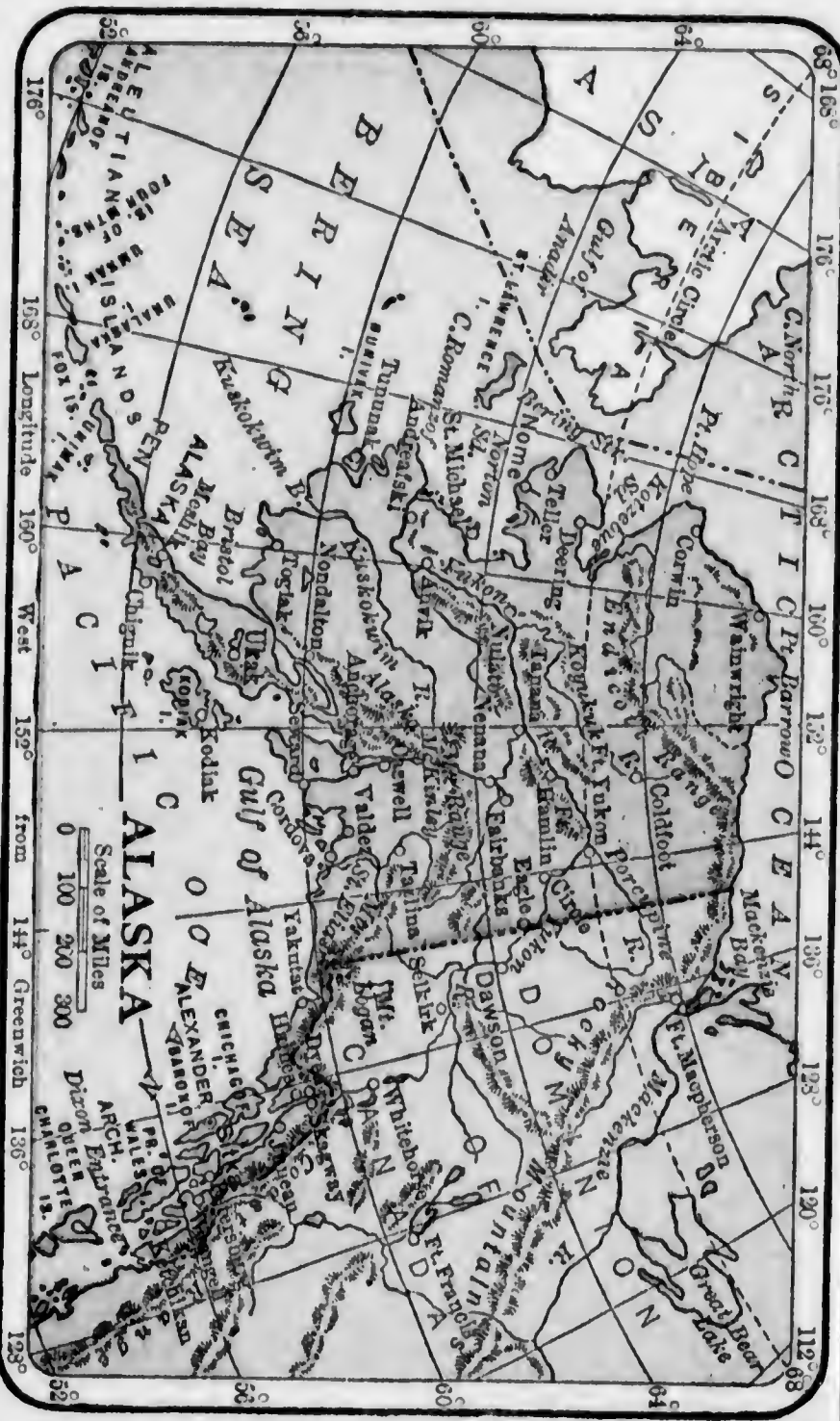


UNITED STATES

Eastern Half







MEMORANDA.

Oct 24: 2011 - [unclear]
U.S. Navy - [unclear]
U.S. Navy - [unclear]

JANUARY 1945

245 14 Ave. N.E. 29
526 a 29 Jan

12520 2nd 6, by se. 6:45

Monday 1 St. Petersburg

New Year's Day

Jodi - Mrs. Goodwin

1⁰⁰ am, ... (P. 8 25)
5³⁰, ... + 511

Tuesday 2 Otto Lobbenberg 9+

Ridley Lichtman 41

11⁰⁰ am, ...
7³⁰, ...
5⁰⁰, ... + 512

Wednesday 3 Paul Roche 07

1⁰⁰ am, ...
3⁰⁰ "Together again"
6⁰⁰ ... + 513

JANUARY 1945

Thursday 4 Swe.

3⁰⁰, ... - 5.30.

Friday 5

+514

~~10⁰⁰ am ...~~

7⁰⁰ am ... - 7³⁰ ...

9⁰⁰ - Hollywood Canteen + 515
6 - ~

Saturday 6

only.

+516

Memoranda

JANUARY 1945

Sunday 7

S. Pete

3° *at 10:00 - very dry.*
4:30 *1st flight to 2nd h - C*
7° *at 10:00 - 9° h - 18 h*
1517

Monday 8

w - very

h at 10:00 - 20 h
4:30 *h at 10:00 - 20 h*
5:15 *1st to 2nd h - 10:00*
1518

Tuesday 9

very dry 10:00 - 10:00 - 6 h
2:30 *h at 10:00 - 20 h*
4:00 *"The White Cliffs of Dover"*
7° *" + 10:00"*

Wednesday 10 12° A.O.W.C. *June*

3° *h at 10:00*
4° *h at 10:00*
5:15 *over to 2nd h - 10:00*
1519

JANUARY 1945

Thursday 11

9° *at 10:00 - 10:00*
1-2° *10:00*
3° *h at 10:00 - 9:15*

1520

Friday 12

H. Royce

2° *h at 10:00 - 2:45 - 10:00*
4:15 *10:00 - 20 h*
5:15 *1st to 2nd h - 10:00*
7:30 *2nd h - 10:00*

1521

Saturday 13

3° *at 10:00 - 10:00 - 3:00 - 10:00*
5:30 *10:00 - 10:00*
h at 10:00

1522

Memoranda

JANUARY 1945

Sunday 21 *Sandy Frank 38*
Mr. Pete

Monday 22

V529

Tuesday 23

3⁰⁰ *Ch. - Ch. - St.*
3³⁰ *Ch*
5¹⁵ *Ch - 416°*

V530

• Wednesday 24



JANUARY 1945

Thursday 25

V531



Friday 26

V532

Saturday 27

12⁰⁰ *Ch 1, 2, 3, 4, 5, 6, 7, 8, 9, 10, 11, 12*

"Daughter's" - CW.
ent, 800.

Memoranda

JANUARY 1945

St. Pete.
Sunday 28 Peter Filene 40
1³⁰ look N. C. 20.
3⁰ roll 10.

Monday 29 Bettina Huber 43
12⁰ - 2³⁰ - 3⁰ - 4⁰ - 5⁰ - 6⁰ - 7⁰ - 8⁰ - 9⁰ - 10⁰ - 11⁰ - 12⁰.
6⁰ - birds of Morgan's Creek.
- my friend Hilda.

Tuesday 30
10⁰, 11⁰, 12⁰, 1⁰, 2⁰, 3⁰, 4⁰, 5⁰, 6⁰, 7⁰, 8⁰, 9⁰, 10⁰, 11⁰, 12⁰.
10⁰ - 11⁰ - 12⁰ - 1⁰ - 2⁰ - 3⁰ - 4⁰ - 5⁰ - 6⁰ - 7⁰ - 8⁰ - 9⁰ - 10⁰ - 11⁰ - 12⁰.
12⁰ - 1⁰ - 2⁰ - 3⁰ - 4⁰ - 5⁰ - 6⁰ - 7⁰ - 8⁰ - 9⁰ - 10⁰ - 11⁰ - 12⁰.
Y533/152

Wednesday 31
12⁰, 1⁰, 2⁰, 3⁰, 4⁰, 5⁰, 6⁰, 7⁰, 8⁰, 9⁰, 10⁰, 11⁰.
Y534

FEBRUARY 1945

Thursday 1
1⁰ (LW!) - 1⁰ - 2⁰ - 3⁰ - 4⁰ - 5⁰ - 6⁰ - 7⁰ - 8⁰ - 9⁰ - 10⁰ - 11⁰ - 12⁰.
8⁰ 2⁰ 10⁰!
Y535

Friday 2 Alice Elizabeth Latham*
2⁰ - 3⁰ - 4⁰ - 5⁰ - 6⁰ - 7⁰ - 8⁰ - 9⁰ - 10⁰ - 11⁰ - 12⁰.
2⁰ - 3⁰ - 4⁰ - 5⁰ - 6⁰ - 7⁰ - 8⁰ - 9⁰ - 10⁰ - 11⁰ - 12⁰.
5²⁵ - Andy Hardy's Blood Trouble
"Between 2 Worlds".

Saturday 3
3⁰ 2⁰ 10⁰. - 10⁰ - 11⁰ - 12⁰ - 1⁰ - 2⁰ - 3⁰ - 4⁰ - 5⁰ - 6⁰ - 7⁰ - 8⁰ - 9⁰ - 10⁰ - 11⁰ - 12⁰.
6³⁰ 2⁰ 10⁰. 2⁰ 10⁰.
Y536
Y537
4 #

Memoranda
10. - 11. - 12.

St. Pete. FEBRUARY 1945

Sunday 4 Robert O. Judeman Jr.
Ernest H. Kottendill's wedding 44
1:30 C. 2/1 G.
3:30 "Experiment Perilous"
20.00, 6.00 - 25 W (1.70).

Monday 5

12:30 - 1:30 - 1st. - "Batting Beauty"
V538

Tuesday 6

2 in 2000.
"Little Lord Fauntleroy"
V539

Wednesday 7

2 in 2000.
29 - 2000 - 0.15 + 2.30.
V540

FEBRUARY 1945

Thursday 8 T. Hedwig

nd.

V541

Friday 9 Trade L. 04 - Lanny

3-6° Pass - 2 - Grille

#542

(12-22e)

Saturday 10

12°, by 11°

V543

Memoranda

St x Mrs. H. Brewster Leston Jr.
246 5th Ave. So., St. Pete.
(35 Roundgood Rd.
Chester Upper Falls, Mass.)
Edw. A. Willard, Shepley St.
PORTLAND, ME.

St. Pete. FEBRUARY 1945

Sunday 11 Johnny Lentsdorf 42

10:30 77° - 29.0°
1:30 - 4:30 over. 0.1, 0.0

Monday 12

Lincoln's Birthday

9:00 20.0 - 0.0 - 0.0
12:50 77° - 8°
2:00 - 4:00 ground - do - 0.0 - 0.0
Kh. 1544

Tuesday 13

Judith Barbara Ross 43

St: 0.0 - 0.0
C: 0.0 - 8.0 - 0.0 - 0.0
7:30
+ 3°
1545

Wednesday 14

12° A.O. W.C. 2.0

St: Kh - 0.0 - 0.0
C: 0.0 - 0.0 - 0.0 - 0.0
Sweet
11:546
+ 2°

FEBRUARY 1945

Thursday 15

St: 0.0 - 0.0
C: 0.0 - 0.0
17° (27°)
+ 2°

1547

Friday 16

St: 0.0 - 0.0
C: 0.0 - 0.0
17°
+ 2°

1/12

Saturday 17

Herman Filene 06

St: 0.0 - 0.0
C: 0.0 - 0.0
19° - 17° 8; 29° - 10.30
+ 1°

Memoranda

St. Pete

FEBRUARY 1945

Sunday 18

Ina Schultz

9.30-11.30 1 C
120/100 - 11° 33 6 8 2.

John Charles Levinson *

Monday 19

St: vu of, Wood, v, 200 up.
ev: sub 14, in Cas, rd, 1st

h: h: 14 10 up. 1 + 548

9.30-7.30 12

Tuesday 20

Walter Rutz

ev: 100 20 up, in, v Cas, 2nd

217°. h: h: 100 1549

Wednesday 21

70° Our Hearts were young & gay

ev: in 1-200 100, 100 1530
in 6.

FEBRUARY 1945

Thursday 22

Washington's Birthday

St: vu, vu 100 100, v, 100.
ev: sub 10, 100, 100, 100, 100.

217°

V551

Friday 23

St: vu 100 100, 100, v.
ev: sub 10, 100, 100, 100, 100.

217°

V552

Saturday 24

1.30 h: h: 100 100-100-100
3.30 100.

V553

Memoranda

St. Pete

FEBRUARY 1945

Sunday 25

12° by *Kames John Coulson*
11°

Monday 26

St. Pete, seed, v. no.
ev: 10° to 16°, 10° to 12°, 10° to 12°

#534

716.30.

Tuesday 27

St. Pete, seed, bl, 10, 10, 10, 10
no 10, 10, 10, 10, 10, 10

V555

711.

Wednesday 28

ev: 10, 10, 10, 10, 10, 10, 10, 10

3° - Mrs. Parkington - 5:15
V556

71645.

MARCH 1945

Thursday 1

12°, 6° to 10°, 10° to 12°

V557

Friday 2

St. Pete, seed, bl, 10, 10, 10, 10
ev: 10° to 16°, 10° to 12°, 10° to 12°
7° - And Mrs. Gumperson (Mud -)
"Up in Mabel's Room?"

Saturday 3

Susan Gittitz 43

St. Pete, seed, bl, 10, 10, 10, 10
ev: 10° to 16°, 10° to 12°, 10° to 12°
no 10, 10, 10, 10, 10, 10

#558

Memoranda

Mrs. Rose G. Goodkind

155 13th Ave. N.E.

St. Pete.

St. Pete

MARCH 1945

W.C.H.

Sunday 4

~~12° by se.~~

1559

Monday 5 Frank R. King

12° by se. 33.

Tuesday 6 Walter J. Inouine 39

4° h-h.
6:30 am. on. ch. 1560

Wednesday 7

c 20 h-h.

1561

B. 40.

MARCH 1945

Thursday 8

a.m. 20

(16° N. W. h-h)
155 13 h-h. N.E.

by 4:30 p.m. 1 20 h-h. 1562
se 7 h-h. c.
c 20.

Friday 9

10. 30 6 h-h. 1563
10. 00 2 - 4 30.

h-h!

1563
/142

Saturday 10

40 20 h-h

Memoranda

cs l 24.

1560 1 2

St. Pete

MARCH 1945

W.C.M.

Sunday 11

11° by *W.C.M.*

V564

Monday 12

6° by *W.C.M.*
re-obs.

#565

Tuesday 13

7° by *W.C.M.* 6.30; *W.C.M.*
9.45 - *W.C.M.*
11.45 *W.C.M.* - 2.15 *W.C.M.*
6.45 of *W.C.M.* - 8° *W.C.M.* can't. #566

Wednesday 14 A.O.W.C. 12°

12.15 *W.C.M.*
3° by *W.C.M.* 4° *W.C.M.* & Old *W.C.M.*
- *W.C.M.* in Manhattan 8°

#567

MARCH 1945

Thursday 15

W.C.M.
W.C.M.
Elfringe Frank
Ana Pinkeside

W.C.M.
W.C.M.

V568

Friday 16

W.C.M.
Hertha
Steven Antopol 42

21.20 *W.C.M.*
5.15 *W.C.M.* 7° *W.C.M.*

V569

Saturday 17

Carl Philip L. 38

11.30 *W.C.M.*
10 *W.C.M.*
1.30 - 4.30 *W.C.M.*
7° *W.C.M.* #560

Memoranda

W.C.M.

St. Pete. MARCH 1945

Sunday 18

11° by sea 35

Monday 19

6° by sea

1.7

V561
APO 331

Tuesday 20

9.30 - 3.30 ✓ by sea

V562

Wednesday 21

9.30 - 3.30 ✓ by sea

8°, Overcast

V563

MARCH 1945

Thursday 22

a.m. by sea - 10° 20°
30 by sea 76 - 4.30

V564

Friday 23

8.30 by sea 25 - 4.9
6.45 by sea, by sea

V565

Saturday 24

Adam Collade 40
10.30, by sea, by sea
1.50 by sea, by sea - 3.30, by sea 4.30
18/3. 4.40, by sea

V566

Memoranda

Mrs. Anna Carnegie
360 13th Ave. N.E., St. Pete.

St. Pete

APRIL 1945

Sunday 1

Easter Sunday

10:30 - 12:00
4:30 - 5:00
6:15 - 8:20
8:55 - 7:00 #572

Monday 2

9:30 - 10:30
12:30
encls

V573A

Tuesday 3

9:30 - 10:30
encls

V574A

Wednesday 4

10:00 - 11:30
encls

V575A

APRIL 1945

Thursday 5

Start 10

7:30 - 10:30
10:00
3:00 - Practically finished

V576A

Friday 6

9:30 - 10:30
encls

Saturday 7

Te

1:00 - 2:00
2:00 - 3:00
6:00 - 7:00
encls 10:00 #577

Memoranda

in file

St. Pete

APRIL 1945

Sunday 8

1⁰⁰ - 4³⁰

Monday 9

Alice Roche 13
Kurt J. 88

12⁰⁰ w. l. e. l. e. r.

1-3⁰⁰ - 4-5⁰⁰ w. e. y. e. d.

7.30⁰⁰ w. l. e. l. e. r. #578

Tuesday 10

10⁰⁰ - 12³⁰, 1⁰⁰ O. J. - J. P.

4⁰⁰ O. J.

6⁰⁰ w. l. e. l. e. r.

#579

Wednesday 11 A.O.W.C. 12⁰⁰

4¹⁵ - 5⁰⁰ (10.30 - 4.30)

6.30⁰⁰ (10.30) w. l. e. l. e. r.

#580

Antura Lides 43
APRIL 1945

Thursday 12

Billy - Ginger

10³⁰ l. e. l. e. r. - w. l. e. l. e. r.

11³⁰ w. l. e. l. e. r. - w. l. e. l. e. r.

Don. 26. 4.15. 19. 7.15

#581

Friday 13

8⁴⁵ A.C.L. 29.

#582

Saturday 14

Kurt Kapelony

Mrs. Cecil Lidstrom 15

4⁰⁰ w. l. e. l. e. r.

#583

#584

Memoranda

Mrs. David R. Kochberg

157 So. Harrison St., B.O.

OR 5-3973

Office: MA 2-7693.

APRIL 1945

Sunday 15

Phila.
11⁰ ~~10~~ 10-10⁰ ~~10~~
4-6⁰ ~~10~~
8⁰

Y585

Monday 16

Phila.
11⁰ ~~10~~ 10-10⁰ ~~10~~
2-3⁰
4-5⁰ ~~10~~

Y586A

Tuesday 17

Phila. - Mrs. Judeman
Reinman's 15th bedd. am. 40
148, 149, 150 - 313, 345

Y587A

Y588A

Wednesday 18

Bentnor, N.J.
Atlantic City in a.m.

Y589R

(1052) Y590R

APRIL 1945

Thursday 19

Bentnor
1-40, 60-30, 100-421

Y591R

Friday 20

Mrs. Gramman 72
E.O.

Y592R

Saturday 21

Capt. Robbie 1900
E.O. Linda Ellen Rosenfeld
11⁰ 20 Mrs - 30, 1-25
10 Mrs - 70⁰ - 1, 1/2
9⁰ Mrs - 1, 1/2

Memoranda

Mrs. Fred Lides
90 Mrs. Lorna Francis
110 So. Frankfurt Ave.,
Bentnor, N.J.
(Bellevue) 1-20-45

APRIL 1945

Sunday 22

8.0.
2.30 C, W - 4°
7.0 W - 10°

Monday 23

8.0. Hildegard (Sno)
#593

Tuesday 24

8.0. Mark Henry Bernstein
(Hickey) - 4°
#594

Wednesday 25

8.0. - N.Y. Jane Linda Wolf 43
1.0 P. - 2.00
4.0 W.
7.0 W.
#595

APRIL 1945

Thursday 26

1.0 W.C.V.
2.30 W
4.0 W

Friday 27

12.0 2 W - 10° 67 W 55
3.0 C - 2.00 - 0.00
4.0 W - 6° W 55
7.0 W
#596

Saturday 28

12.30 W
4.0 W
7.30 C - N.Y. 2.00
#597

Memoranda

APRIL 1945

Sunday 29

8.0.
9.00 lbb, vcr
10.30 cc 196 - cl.
11.30, b.m.

Monday 30

8.0. - N.Y.
10.00 cc, N.Y. - b. lino
4.00 vcr
6.30 l - l.v.
9.00, vcr - 11.30 (day!) #598

Tuesday 1

N.Y. MAY
11.25, lbb - 3.00 - vcr
4.15, vcr - 6.30.
7.00 lbb - 12.00.

Wednesday 2

N.Y.
11.30 lbb - 2.30
3.30, lbb, vcr
4.00 lbb - 6.00
8.30, vcr. #599

MAY 1945

Thursday 3

N.Y.
8.23, N.Y. 118 lbb (vcr)
#600

Friday 4

N.Y. Freddy 37
#601

8.00 N.Y. vcr: Carmen Jones, c. 20.
#602

Saturday 5

N.Y.

#603

Memoranda

Disabled American Veterans
National Headquarters
Station D - Box 7
Cincinnati 6, Ohio
6.00 - 11.25 a

MAY 1945

Sunday 6 N.Y.

Monday 7 N.Y.

Tuesday 8 N.Y.

to see (to whom)

Wednesday 9 Lillian Morris
N.Y. Carol Ruth Kahberg*

#606

#604

MAY 1945

Thursday 10 Teddy 07
N.Y.

7.45, 270.

V-E Day.
#607

Friday 11 N.Y.

Saturday 12 Luke W. Breit 43
N.Y.

#608

#609

Memoranda

Mrs. Emma Rosenfeld (3d. St.)
118 Riverside Drive (84-)
N.Y.C. Apt. 13 C
TR 7-3392 90 Silverman

MAY 1945

Sunday 13 Margo Stern 31

N.Y.

11⁰ - 12³⁰ - 168 - 3/4
140 - Song to Remember
40 - 11⁰ V610

Monday 14 N.Y.

#611

Tuesday 15 N.Y.

V612

Wednesday 16

MAY 1945

Thursday 17

V613

Friday 18

no other P.S.

V614

Saturday 19

Franklin D. Roosevelt
Dr. John Rothchild 69
Margo's confirmation 7.30

#615

Memoranda

S.O.

MAY 1945

Sunday 20

Stephen H. Huber 41
Margo's reception 3-6°

Monday 21

Y616

Tuesday 22

3° 200 (y)

Y617

Wednesday 23

Granman's
to wedding ann.

h^c 46.

#618

MAY 1945

Thursday 24

Richard Scherer 07

Y619

Friday 25

Y620

Saturday 26

h - wt to.

Memoranda

6

8.0.

MAY 1945

Sunday 27

h m c.

Y621

Monday 28

#622

Tuesday 29

Y623

Wednesday 30

Memorial Day

MAY 1945

Thursday 31

Y624

Friday 1

JUNE

Y625

Saturday 2

#626

Memoranda

6

8.0.

JUNE 1945

Sunday 3

3° W, 40 C, P.W.

Monday 4

Bibs (New York P.O. -
11, 21 - 20)

4° 160 (New York - 20) V627

Tuesday 5

V628

Wednesday 6

8², NY, 20
2.30 "The Barretts of Wimpole
Street"
6° 160 (New York - 20) - 9°
V629

JUNE 1945

Thursday 7

V630

Friday 8

hu, 160.

V631

Saturday 9

Memoranda

13

2.0.

JUNE 1945

Sunday 10

Quita Huber 07

#632

Monday 11

3.30 2nd
5° in the

V633

Tuesday 12

8° in.

V634

Wednesday 13

11° 21' 10" (sun l). V635

JUNE 1945

Thursday 14

#636

Friday 15

V637
no 88

Saturday 16

Memoranda

17

S.O.

JUNE 1945

Sunday 24

Monday 25

V643

Tuesday 26

#644

Wednesday 27

Alan Rich. Crossfield 82

e.l. 9°
10.30 9 of - wgn - 6
12° - 20° - 50°
2.30 "Birds of the Middle" V645
5.30 to - 9.30. "11°

JUNE 1945

Thursday 28

Ella Levinson 82

4°, 60° S., 60° E. 80°
& 20° N.

#646

Friday 29

Steven W. Linding Jr. 43

3.30 20°.

V647

Saturday 30

Memoranda

16

3.0.

JULY 1945

Sunday 1

h on El (20) - 12 5, 12 20
#648

Monday 2

V649

Tuesday 3

Balter Alina 31

h on 146 C no
by 120.

Wednesday 4

Fred Holt 78
Independence

#650

JULY 1945

Thursday 5

11⁰ 29 yro 10.30/2!
12 30 29 yro
3⁰ 10 yro - 5.30 number no
6⁰ 16

Friday 6

10⁰ number no - no
10 45 h 1 2 yro
h 2 - - into for C no. #651

Saturday 7

#652

Memoranda

28

8.0.

JULY 1945

Sunday 8

O. Herman

Monday 9

Y653

Tuesday 10

*207.2
949, 207 2
700
9.26 to 11.14
Y654*

Wednesday 11

to 140.

Y655

JULY 1945

Thursday 12

Y656

Friday 13

Jackie Hochberg 18

Y657

Saturday 14

Y658

Memoranda

15

2.0.

JULY 1945

Sunday 22 Lynn Gittitz 39

#664

Dez - 29 72

Monday 23 Richard Selo

#665

Tuesday 24

N.Y. 11°

1° 2 or 3

3° 6 or 7 - 7°

8:30 - Remember name #666

4:10.

Wednesday 25

#667

JULY 1945

Thursday 26

8:30 1/2 cup - 10°

#668

Friday 27

#669

Saturday 28

Dez - 29

Memoranda

Dez - 29

16

2.0.

AUGUST 1945

Sunday 5

Paul Reisdeman*

Monday 6

1.30 - 3^o 2nd.

#676

Tuesday 7

#677

Wednesday 8

Robert Levison

#678

AUGUST 1945

Thursday 9

Mrs. S. C. W.
8 a.m. - Dr.

Friday 10

#679

Saturday 11

Erna Levison

3^o - 5.30 C. 2nd - W, 2nd
W.

#680

Memoranda

16

∴ 97
22
22

151

8.0.

AUGUST 1945

Sunday 12

Monday 13

cm 16 ~ hu.

#681

Tuesday 14

7 p.m. Rv ca

!!!

#682

Wednesday 15

cm 16 ~ hu.

#683

AUGUST 1945

Thursday 16

la P c la gu-23.
10° - 11°. cm h Bre-c.

Friday 17

8 - 11° 16 (ee)

#684

Saturday 18

hu 16 cm.

#685

Memoranda

19

AUGUST 1945

Sunday 19 Nancy Gene Stein 43

Monday 20 Ruth Scherer 43

7.45 - 9.45 L (over 4)

#686

Tuesday 21

11⁰ 240 - 1⁰.

#687

Wednesday 22

wh case 1 & Co.

#688

AUGUST 1945

Thursday 23 Margaret King
Margaret Ann Sels 43

John Lillie 40
9.30 10.50 - 12.00 - 4.30.
6⁰ 4.10 3 - 6.54, N.Y. - 1.25 / 689
4.12⁰.

Friday 24

#690

Saturday 25

5.45 - 6.45

#691

Memoranda

20

151

9

8

168 - 1400 (4)

56

112

AUGUST 1945

Sunday 26

5.30 (6⁰⁹), NY - (12.40) 115

Monday 27

2⁰⁵ p Newark

(#692)

Tuesday 28

- 9.30 New Orleans, La.

Wednesday 29

8-9.30, Dinner - et:
20 p.m. #693

AUGUST 1945

Thursday 30

8-10⁰⁰ (D), on W.B.
W. Co. has files - in my
1 on W.B. L. Co. - etc.

Friday 31

11³⁰ - 2⁰⁰ Jan 1 on W.B.
L. Co. 3⁰⁰.

#694

Saturday 1

SEPTEMBER

Michael Gutgold 39
Donald M. Caspary 43

11⁰⁰ - 1⁰⁰ on W. Co. #695

Memoranda

20 21!

A.O. SEPTEMBER 1945

Sunday 2

3-500 83 h m c h.

Monday 3

Labor Day

#696

Tuesday 4

of J. L. G. no - 201.
by CH 14 - 1000 10
2000 - 2000 #697

Wednesday 5

Peter Alex. Tolger 40

12⁰⁰ - 10:30: 2000
2⁰⁰ - 2000 10; 2000 10; 2000
2. 2000 - 2000 10
7.30 "Incendiary Bombs"

SEPTEMBER 1945

Thursday 6

#698

Friday 7

#699

Saturday 8

Prayer

#700

Memoranda

2000 - 376 8/1 -

R.O. SEPTEMBER 1945

Sunday 9

7:30, 0200 - 10°

Monday 10

Eugen Loewen

hr: 10:00 (7:30, 10:00)

12:00 hr: 10:00 - 10:30; 10:00

2:00 - 10:00; 10:00

7:00 anchors weigh; 10:00: ~~10:00~~

Tuesday 11

#701

Wednesday 12

#702

SEPTEMBER 1945

Thursday 13

Peggy Kochberg 18

10° 02:00, 08:37 shut v.

11° lunch - 2:30; 3:30

4° 25:00 and 10:00 - 5:30 Jan.

6:45 "Voice Blessed"; 6:45 703

Friday 14

#704

Saturday 15

John F. Kuppenheim 41

hr, 10:00 - 2:00

#705

Memoranda

N.O. SEPTEMBER 1945

Sunday 16 *Bertha Lubbock*

Monday 17

*The Affairs of Susan's 2nd.
(to her, NW). #706*

Tuesday 18

#707

Wednesday 19

*Baton Rouge 9.30-6.15
Buddy Lipsey, 1109 Stanford Ave.
(830). #708*

SEPTEMBER 1945

Thursday 20

#709

Friday 21

#710

Saturday 22

9.30 PM -

#711

Memoranda

2.0 SEPTEMBER 1945

Sunday 23 Sybil Ann Frank 40

~ 6 P M ~

#712

Monday 24 Helenes Odd. Ann. 58

90 ~ 6 P M ~

7-11 ~ 2 P M ~

#713

Tuesday 25 Ruth Kernerstein 44

3-5 ~ 16 (2 P M S)

#714

Wednesday 26

~ 2 P M ~

8 - 2 ~

SEPTEMBER 1945

Thursday 27

#715

Friday 28

9 - 11 ~

5 ~ 0 ~ 26

#716

Saturday 29

#717

Memoranda

2.0. SEPTEMBER 1945

Sunday 30 *Helga*
Andriens old. ann. 37

3-5° 160 (46 ~ 42)

Monday 1 OCTOBER

no 16.

#718

Tuesday 2 *Berta Hadelang*
Mrs. Goodkind 1868
Mrs. ... Lamb, Mrs. Rodelle -
8.45/60 - 4.75 5.15 ... 1870
6.15 ... "Home Girl"

Wednesday 3 *Louise 41*

#719

OCTOBER 1945

Thursday 4

#720

Friday 5

#721.

Saturday 6

#722.

Memoranda

2 m - 376 J -

OCTOBER 1945

Sunday 14

Monday 15

6 no cs!

#728

Tuesday 16

#729

Wednesday 17

2° yfs

#730

OCTOBER 1945

Thursday 18

9° to 1~.

6° ✓ Sw.

Friday 19

#731

Saturday 20

hita

#732

Memoranda

OCTOBER 1945

Sunday 21

Thomas H. Roche 43
11:30 / 6 (cc)
2:30 / 10 / high ~ 10, 1 ~
- 40 / 20 / 50
6:30 / 10 / 19:30.

Monday 22

Wanda
Beirne!

733

Tuesday 23

200.

734

Wednesday 24

~~Janet Kuersten~~
Erica

OCTOBER 1945

Thursday 25

Janet Kuersten 38
11:30 / 20 (c2) - 1° ea.
1:30 / 20 ✓
5° 20 / 6° 20 + 735

Friday 26

Saturday 27

By ~ 20.

736

737

Memoranda

OCTOBER 1945

Sunday 28

Monday 29 *Resi Ganz* #738

Tuesday 30 *Lenny Bernan* 40

Wednesday 31 *Things odd. am.* 42

NOVEMBER 1945

Thursday 1 *Klaere Silo*
11⁰⁰ am
1⁰⁰ am *ic, 20, 22, 24, 26, 28, 30* #739
3⁰⁰ am *ic, 20, 22, 24, 26, 28, 30*
8⁰⁰ to 12⁰⁰ p.m.

Friday 2

#15 *red.*

#740

Saturday 3

9⁰⁰ am *Ben - Con, 1, 2, 3, 4, 5, 6, 7, 8, 9, 10, 11, 12*
L - City *no 12*

on!

Memoranda

NOVEMBER 1945

Sunday 1 *Ami Klein 05*

#741

Monday 5

2.30 *dr 1, 0; 4° 2 m*
3 *~; 5.30, kg fm - 5.*
6.30 *4, 5.60.*

Tuesday 6

#742

Wednesday 7

10.30 *dr m*
10 *dr c m . 25.*
6 *no*
7.30, *dr - m.*

NOVEMBER 1945

Thursday 8

~~10.30~~
10.30 *dr m - 10, 10, 10 -*
40
70 *dr (m), 10 m.*

Friday 9

#743

dr m : N.Y. - 60!

Saturday 10 *Carol Ann Conerty 42*

Memoranda

NOVEMBER 1945

Sunday 11 Anna Feuerstein

744

Monday 12 Adele Jackman 17/18

10⁰ 245
6³⁰ 1.00 lo. cr. 4. 1/2 sh. 1/2.
8 30 put on 1 unit 20. # 745

Tuesday 13

Wednesday 14

746



Bo!

NOVEMBER 1945

Thursday 15 Arthur Bernstein 09

11.30
12.00 1 cr, 62, 282, 287.
5³⁰ 5 - 6.30 ee - 11⁰.

Friday 16

W, 24!

747

Saturday 17

Memoranda

NOVEMBER 1945

Sunday 18

2.30, no Co, a 25°.
80° Fe, h mt 835. #748
en h for.

Monday 19 Charlie Moser 39

h mt 835 ~ 2 ~ c 46. #749
60 ~ c en 21.

#750

Tuesday 20

4.30 c 46, h.

↓

Wednesday 21 Matthew Pollack 42

1 mt. 60, c 46.
1 en c 2 4 1/2 of
"for whom the Bell tolls".

NOVEMBER 1945

Thursday 22

Sten Pap B. 74 (en)

h mt 110 - Mt - 40.
50, c 46.
60, c 46 - 10.30.

Friday 23

110 c 46: 40.
20 ~ c 46 - 40. 1 c 46 4.30
of c 2. #751
8.30 c 46 - 46 "Marie Louise".

Saturday 24

S. y.
40 ~ c 46, 1, 10.
4.30 h mt - h mt 20. #752
60 ~ c 46 - 6.45
7.20 ~ 7.40. h mt 1 c 46 8.30.

Memoranda

NOVEMBER 1945

Sunday 25

9.30 lrb, esp.
10.30 car, to N, 65 - 366W
12.30, l - to car, 1 hour.
D, party, etc. at 4 P.
to 10.30.

Monday 26

to - to - 10.30.

#753

Tuesday 27

to 2 to P 11.0 - 3.0.

#754

Wednesday 28

Teddy Lanoman
43

#755

NOVEMBER 1945

Thursday 29

Thanksgiving Day

11.30 to car; 2.30 car, yard - 2.30
3-4 to 192 - 5° to 10° n.
7° n.

Friday 30

4.15 ~ 7.0 car P.D.

6° to car

7° to letters - 9.45

10.30 to car 2 to 4.0. #756

Saturday 1

DECEMBER

3.30 to 5 - John - 1.20 A.

#757

or!

Memoranda

DECEMBER 1945
Louise Elizabeth Jelin *

Sunday 2 E E - P. M.

9.30 lolo yeeo.

~~10.30 for, happy 65 - 3rd floor.~~

~~12.30 W - 46 av, lower.~~

46 - W - 46 av, N.Y.

Monday 3

758

Tuesday 4

Judy Linn 38

759

Wednesday 5

760

DECEMBER 1945

Thursday 6

Helen Caroline Schultz
Hanna Kate Schultz # 70
Michaelson *

Friday 7

h m - 200.

46 - W, N.Y. Cen - 45. # 761

Saturday 8

Joan Lichtman 43

Memoranda

[Xmas, 24!]

DECEMBER 1945

Sunday 9

3° N.Y. 100 lb.
under 2nd shell.
en 1 in 2 res. #762

Monday 10

Tuesday 11

3° L 10
5° 25 lb en.

No 24.

Wednesday 12

Urogon:

DECEMBER 1945

Thursday 13

Thomas Lewis Stein
44

#764

Friday 14

Saturday 15

#765

Memoranda

DECEMBER 1945

Sunday 23

Fishkill

to 8th hours.

no.

Crab-fish-~~no~~-gh-m. #771

Monday 24

Fishkill

to 2nd - 3rd - 4th - 5th - 6th - 7th - 8th - 9th - 10th - 11th - 12th - 13th - 14th - 15th - 16th - 17th - 18th - 19th - 20th - 21st - 22nd - 23rd - 24th - 25th - 26th - 27th - 28th - 29th - 30th - 31st - 1945

Tuesday 25

the Giltitz

Christmas Day

Fishkill - Beach John Turiga
in 206-40.

Wednesday 26

Fishkill

Normington Schofield Jr. 41

to 2nd - 3rd - 4th - 5th - 6th - 7th - 8th - 9th - 10th - 11th - 12th - 13th - 14th - 15th - 16th - 17th - 18th - 19th - 20th - 21st - 22nd - 23rd - 24th - 25th - 26th - 27th - 28th - 29th - 30th - 31st - 1945 #772

DECEMBER 1945

Thursday 27

Fishkill

3rd 206

to 2nd - 3rd - 4th - 5th - 6th - 7th - 8th - 9th - 10th - 11th - 12th - 13th - 14th - 15th - 16th - 17th - 18th - 19th - 20th - 21st - 22nd - 23rd - 24th - 25th - 26th - 27th - 28th - 29th - 30th - 31st - 1945 #773

Friday 28

Fishkill

1st - 2nd - 3rd - 4th - 5th - 6th - 7th - 8th - 9th - 10th - 11th - 12th - 13th - 14th - 15th - 16th - 17th - 18th - 19th - 20th - 21st - 22nd - 23rd - 24th - 25th - 26th - 27th - 28th - 29th - 30th - 31st - 1945

Saturday 29

Fishkill

to 2nd - 3rd - 4th - 5th - 6th - 7th - 8th - 9th - 10th - 11th - 12th - 13th - 14th - 15th - 16th - 17th - 18th - 19th - 20th - 21st - 22nd - 23rd - 24th - 25th - 26th - 27th - 28th - 29th - 30th - 31st - 1945
(2nd - 3rd - 4th - 5th - 6th - 7th - 8th - 9th - 10th - 11th - 12th - 13th - 14th - 15th - 16th - 17th - 18th - 19th - 20th - 21st - 22nd - 23rd - 24th - 25th - 26th - 27th - 28th - 29th - 30th - 31st - 1945)

Memoranda

DECEMBER 1945

Sunday 30 Nancy Elizabeth Wright
(Betty) 440
Fishkill to Cattletown
2° - 420

\$775

Monday 31

Cattletown

Memoranda

1/1/46 \$776

Mrs. Tim Hascott, 1570 N.E. 109 St.
Miami 38, Fla.

Memoranda

Julius Chill P.O.B. 723 St. Pete
Mr. & Mrs. Julius Stern, Hollander
Hotel
Mrs. M. Bizer, 525 1/2 18 Ave N.E.

ADDRESSES

Mrs. Geo W. Pichy 96-764
432 22 St N., St Pete
Mrs. Edy Bailey 92-723
1308 1/2 6 Ave. N.
Mrs. Alma Carnegie 58-503
360 13th Ave. N.E., St. Petersburg, Fla
Mrs. Rose Goodkind
155 13th Ave. N.E., St. Pete
Mrs. Charles Lamb
Mrs. Robert V. Elkins R., Pa.
Mrs. David Morris (Elsie)
Jackson Heights, L.I.
Mrs. Francis B. Eaton } Orinda,
Mrs. Emma Bogart } N.J.
Mrs. Lila Holbert }
Mrs. Art. Kreischer, 150 12 Ave. N.E.
" Mrs. Rosabeth, 327 13 " "
" Billie Coxe, 226 13 " "
" Walter Rantanderand Jr., 405 12 Ave. N.E.

ADDRESSES

Keith Miller
 Rockdale Spring Farm
 Rockville, Md.
 Rockville 571.

Charles Lailstone
 to Mrs. Lillian Gilroy
 260 Gregory Ave., Passaic, N.J.

Fitchandler EN 2-6100
 H. Burkhardt PL 5-6891

Mr. Alfred Shocitzer (Jr)
 70 Burkhardt
 Brooklake Rd., Kew-Forest, N.Y.
 N.J.

A. Shropfield
 26 North Ave., Beacon, N.Y.
 724

ADDRESSES

Recipe for Mrs. Godkind's cakes

1 box raisins seedless
 1 heaping tsp. sugar, 1/2 tsp. ground ginger,
 1/2 tsp. ground cinnamon, 1 cup of water.
 1 1/2 cups sifted flour, 1/2 tsp. baking powder, dash of salt

1 1/2 tsp. of baking soda by 1/2 cup of water;
 1/2 cup of R + kind of a lemon,
 kind of an orange, little grape-
 fruit wine or orange juice,
 2 tbsp. melted butter.

1/2 cup of E. C. G. of 27 S. or 7,
 350 - 1/2 cup of C 1/2.

icing: alt. 1 cup of confectioners
 sugar mixed with grapefruit
 wine or orange juice.
 1 cup of G. or 1/2 cup of K. or 1/2 cup of L.

CALENDAR 1944

JANUARY							JULY						
S	M	T	W	T	F	S	S	M	T	W	T	F	S
2	3	4	5	6	7	8	2	3	4	5	6	7	8
9	10	11	12	13	14	15	9	10	11	12	13	14	15
16	17	18	19	20	21	22	16	17	18	19	20	21	22
23	24	25	26	27	28	29	23	24	25	26	27	28	29
30	31						30	31					

FEBRUARY							AUGUST						
S	M	T	W	T	F	S	S	M	T	W	T	F	S
6	7	8	9	10	11	12	6	7	8	9	10	11	12
13	14	15	16	17	18	19	13	14	15	16	17	18	19
20	21	22	23	24	25	26	20	21	22	23	24	25	26
27	28	29					27	28	29	30	31		

MARCH							SEPTEMBER						
S	M	T	W	T	F	S	S	M	T	W	T	F	S
5	6	7	8	9	10	11	3	4	5	6	7	8	9
12	13	14	15	16	17	18	10	11	12	13	14	15	16
19	20	21	22	23	24	25	17	18	19	20	21	22	23
26	27	28	29	30	31		24	25	26	27	28	29	30

APRIL							OCTOBER						
S	M	T	W	T	F	S	S	M	T	W	T	F	S
2	3	4	5	6	7	8	1	2	3	4	5	6	7
9	10	11	12	13	14	15	8	9	10	11	12	13	14
16	17	18	19	20	21	22	15	16	17	18	19	20	21
23	24	25	26	27	28	29	22	23	24	25	26	27	28
30							29	30	31				

MAY							NOVEMBER						
S	M	T	W	T	F	S	S	M	T	W	T	F	S
7	8	9	10	11	12	13	5	6	7	8	9	10	11
14	15	16	17	18	19	20	12	13	14	15	16	17	18
21	22	23	24	25	26	27	19	20	21	22	23	24	25
28	29	30	31				26	27	28	29	30		

JUNE							DECEMBER						
S	M	T	W	T	F	S	S	M	T	W	T	F	S
4	5	6	7	8	9	10	3	4	5	6	7	8	9
11	12	13	14	15	16	17	10	11	12	13	14	15	16
18	19	20	21	22	23	24	17	18	19	20	21	22	23
25	26	27	28	29	30		24	25	26	27	28	29	30
							31						

B08-0553

FENRICH 68 - My Burns

CALENDAR 1946

JANUARY							JULY						
S	M	T	W	T	F	S	S	M	T	W	T	F	S
6	7	8	9	10	11	12	7	8	9	10	11	12	13
13	14	15	16	17	18	19	14	15	16	17	18	19	20
20	21	22	23	24	25	26	21	22	23	24	25	26	27
27	28	29	30	31			28	29	30	31			

FEBRUARY							AUGUST						
S	M	T	W	T	F	S	S	M	T	W	T	F	S
3	4	5	6	7	8	9	4	5	6	7	8	9	10
10	11	12	13	14	15	16	11	12	13	14	15	16	17
17	18	19	20	21	22	23	18	19	20	21	22	23	24
24	25	26	27	28			25	26	27	28	29	30	31

MARCH							SEPTEMBER						
S	M	T	W	T	F	S	S	M	T	W	T	F	S
3	4	5	6	7	8	9	1	2	3	4	5	6	7
10	11	12	13	14	15	16	8	9	10	11	12	13	14
17	18	19	20	21	22	23	15	16	17	18	19	20	21
24	25	26	27	28	29	30	22	23	24	25	26	27	28
31							29	30					

APRIL							OCTOBER						
S	M	T	W	T	F	S	S	M	T	W	T	F	S
7	8	9	10	11	12	13	6	7	8	9	10	11	12
14	15	16	17	18	19	20	13	14	15	16	17	18	19
21	22	23	24	25	26	27	20	21	22	23	24	25	26
28	29	30					27	28	29	30	31		

MAY							NOVEMBER						
S	M	T	W	T	F	S	S	M	T	W	T	F	S
5	6	7	8	9	10	11	3	4	5	6	7	8	9
12	13	14	15	16	17	18	10	11	12	13	14	15	16
19	20	21	22	23	24	25	17	18	19	20	21	22	23
26	27	28	29	30	31		24	25	26	27	28	29	30

JUNE							DECEMBER						
S	M	T	W	T	F	S	S	M	T	W	T	F	S
2	3	4	5	6	7	8	1	2	3	4	5	6	7
9	10	11	12	13	14	15	8	9	10	11	12	13	14
16	17	18	19	20	21	22	15	16	17	18	19	20	21
23	24	25	26	27	28	29	22	23	24	25	26	27	28
30							29	30	31				

No. 1-510

Marquette
QUALITY

MADE IN U.S.A.

Mrs. Gussie Miller
19 Lincoln Ct. South
H. L. C.

H. M. + H. M. C.
• 8460
L. M. (ob)
L. M. J. (G. - H)
L. M. - S. M. J. S.
by 104

2047
H. C.
L. M. - J. M. C.
by 10-2-11-12-13-14

to: W. P. Kelly

250 37 P. S. 5/18/44
24788 C. S. 6/1/44
250 38 C. S. 5/18/44

OL

AR 25001

1946

CALENDAR 1946

JANUARY						
S	M	T	W	T	F	S
....	1	2	3	4	5
6	7	8	9	10	11	12
13	14	15	16	17	18	19
20	21	22	23	24	25	26
27	28	29	30	31

FEBRUARY						
S	M	T	W	T	F	S
....	1	2
3	4	5	6	7	8	9
10	11	12	13	14	15	16
17	18	19	20	21	22	23
24	25	26	27	28

MARCH						
S	M	T	W	T	F	S
....	1	2
3	4	5	6	7	8	9
10	11	12	13	14	15	16
17	18	19	20	21	22	23
24	25	26	27	28	29	30
31

APRIL						
S	M	T	W	T	F	S
....	1	2	3	4	5	6
7	8	9	10	11	12	13
14	15	16	17	18	19	20
21	22	23	24	25	26	27
28	29	30

MAY						
S	M	T	W	T	F	S
....	1	2	3	4
5	6	7	8	9	10	11
12	13	14	15	16	17	18
19	20	21	22	23	24	25
26	27	28	29	30	31

JUNE						
S	M	T	W	T	F	S
....	1
2	3	4	5	6	7	8
9	10	11	12	13	14	15
16	17	18	19	20	21	22
23	24	25	26	27	28	29
30

JULY						
S	M	T	W	T	F	S
....	1	2	3	4	5	6
7	8	9	10	11	12	13
14	15	16	17	18	19	20
21	22	23	24	25	26	27
28	29	30	31

AUGUST						
S	M	T	W	T	F	S
....	1	2	3
4	5	6	7	8	9	10
11	12	13	14	15	16	17
18	19	20	21	22	23	24
25	26	27	28	29	30	31

SEPTEMBER						
S	M	T	W	T	F	S
....
1	2	3	4	5	6	7
8	9	10	11	12	13	14
15	16	17	18	19	20	21
22	23	24	25	26	27	28
29	30

OCTOBER						
S	M	T	W	T	F	S
....	1	2	3	4	5
6	7	8	9	10	11	12
13	14	15	16	17	18	19
20	21	22	23	24	25	26
27	28	29	30	31

NOVEMBER						
S	M	T	W	T	F	S
....	1	2
3	4	5	6	7	8	9
10	11	12	13	14	15	16
17	18	19	20	21	22	23
24	25	26	27	28	29	30

DECEMBER						
S	M	T	W	T	F	S
1	2	3	4	5	6	7
8	9	10	11	12	13	14
15	16	17	18	19	20	21
22	23	24	25	26	27	28
29	30	31

Marquette

JUNIOR DIARY

for

1946

With

WORLD MAPS
PERSONAL CASH ACCOUNT
POPULATION OF CITIES
and
Other Valuable Information

Published Annually

STATES AND THEIR CAPITALS

State	Census 1940	Capital	Admitted to Union
Alabama.....	2,832,961	Montgomery	Dec. 14, 1819
Arizona.....	499,261	Phoenix	Feb. 14, 1912
Arkansas.....	1,949,387	Little Rock	June 15, 1836
California.....	6,907,387	Sacramento	Sept. 9, 1850
Colorado.....	1,123,296	Denver	Aug. 1, 1876
Connecticut....	1,709,242	Hartford	Jan. 9, 1788
Delaware.....	266,505	Dover	Dec. 7, 1787
Florida.....	1,897,414	Tallahassee	Mar. 3, 1845
Georgia.....	3,123,723	Atlanta	Jan. 2, 1788
Idaho.....	524,873	Boise	July 3, 1890
Illinois.....	7,897,241	Springfield	Dec. 3, 1818
Indiana.....	3,427,796	Indianapolis	Dec. 11, 1816
Iowa.....	2,538,268	Des Moines	Dec. 28, 1846
Kansas.....	1,801,028	Topeka	Jan. 29, 1861
Kentucky.....	2,845,627	Frankfort	June 1, 1792
Louisiana.....	2,363,880	Baton Rouge	Apr. 30, 1812
Maine.....	847,226	Augusta	Mar. 15, 1820
Maryland.....	1,821,244	Annapolis	Apr. 28, 1788
Massachusetts..	4,316,721	Boston	Feb. 6, 1788
Michigan.....	5,256,106	Lansing	Jan. 26, 1837
Minnesota.....	2,792,300	St. Paul	May 11, 1858
Mississippi....	2,183,796	Jackson	Dec. 10, 1817
Missouri.....	3,784,664	Jefferson City	Aug. 10, 1821
Montana.....	559,456	Helena	Nov. 8, 1889
Nebraska.....	1,315,834	Lincoln	Mar. 1, 1867
Nevada.....	110,247	Carson City	Oct. 31, 1864
New Hampshire..	491,524	Concord	June 21, 1788
New Jersey.....	4,160,165	Trenton	Dec. 18, 1787
New Mexico....	531,818	Santa Fe	Jan. 6, 1912
New York.....	13,479,142	Albany	July 26, 1788
North Carolina..	3,571,623	Raleigh	Nov. 21, 1789
North Dakota..	641,935	Bismarck	Nov. 2, 1889
Ohio.....	6,907,612	Columbus	Feb. 19, 1803
Oklahoma.....	2,336,434	Oklahoma City	Nov. 16, 1907
Oregon.....	1,089,684	Salem	Feb. 14, 1859
Pennsylvania..	9,900,180	Harrisburg	Dec. 12, 1787
Rhode Island..	713,346	Providence	May 29, 1790
South Carolina..	1,899,804	Columbia	May 23, 1788
South Dakota..	642,961	Pierre	Nov. 2, 1889
Tennessee.....	2,915,841	Nashville	June 1, 1796
Texas.....	6,414,824	Austin	Dec. 29, 1845
Utah.....	550,310	Salt Lake City	Jan. 4, 1896
Vermont.....	359,231	Montpelier	Mar. 4, 1791
Virginia.....	2,677,773	Richmond	June 26, 1788
Washington....	1,736,191	Olympia	Nov. 11, 1889
West Virginia..	1,901,974	Charleston	June 20, 1863
Wisconsin.....	3,137,587	Madison	May 29, 1848
Wyoming.....	250,742	Cheyenne	July 11, 1890

CENSUS OF CITIES 1940 U. S. Census

CITIES OVER 37,000	1920	1930	1940
Akron, Ohio.....	208,435	255,040	244,791
Albany, N. Y.....	113,344	127,412	130,577
Alhambra, Calif.....	9,096	29,472	38,935
Allentown, Pa.....	73,502	92,563	96,904
Altoona, Pa.....	60,331	82,054	80,214
Amarillo, Tex.....	15,494	43,132	51,686
Anderson, Ind.....	29,767	39,804	41,572
Arlington, Mass.....	18,665	36,094	40,013
Arlington, Va.....	16,040	26,615	57,040
Asheville, N. C.....	28,504	50,193	51,310
Atlanta, Ga.....	200,616	270,366	302,288
Atlantic City, N. J.....	50,707	66,198	64,094
Augusta, Ga.....	52,548	60,342	65,919
Aurora, Ill.....	36,397	46,589	47,170
Austin, Texas.....	34,876	53,120	87,930
Baltimore, Md.....	733,826	804,874	859,100
Battle Creek, Mich.....	36,164	43,573	43,453
Bay City, Mich.....	47,554	47,355	47,956
Bayonne, N. J.....	76,754	88,979	79,198
Beaumont, Texas.....	40,422	57,732	59,061
Belvedere, Calif.....	33,023	37,192
Berkeley, Calif.....	56,036	82,109	85,547
Berwyn, Ill.....	14,150	47,027	48,451
Bethlehem, Pa.....	50,358	57,892	58,490
Binghamton, N. Y.....	66,800	76,662	78,309
Birmingham, Ala.....	178,806	259,678	267,583
Bloomfield, N. J.....	22,019	38,077	41,623
Boston, Mass.....	748,060	781,188	770,816
Bridgeport, Conn.....	143,555	146,716	147,121
Brockton, Mass.....	66,254	63,797	62,343
Brookline, Mass.....	37,748	47,490	49,786
Buffalo, N. Y.....	506,775	573,076	575,901
Butte, Mont.....	41,611	39,532	37,081
Cambridge, Mass.....	109,694	113,643	110,879
Camden, N. J.....	116,309	118,700	117,536
Canton, Ohio.....	87,091	104,906	108,401
Cedar Rapids, Iowa.....	45,566	56,097	62,120
Charleston, S. C.....	67,957	62,265	71,275
Charleston, W. Va.....	39,608	60,408	67,914
Charlotte, N. C.....	46,338	82,675	100,899
Chattanooga, Tenn.....	57,895	119,798	128,163
Chelsea, Mass.....	43,184	45,816	41,259
Chester, Pa.....	58,030	59,164	59,285
Chicago, Ill.....	2,701,705	3,376,438	3,396,808
Chicopee, Mass.....	36,214	43,930	41,664

CITIES OVER 37,000	1920	1930	1940
Cicero, Ill.....	44,995	66,602	64,712
Cincinnati, Ohio.....	401,247	451,160	455,610
Cleveland, Ohio.....	796,841	900,429	878,336
Cleveland Heights, Ohio.....	15,236	50,945	54,992
Clifton, N. J.....	26,470	46,875	48,827
Columbia, S. C.....	37,524	51,581	62,396
Columbus, Ga.....	31,125	43,131	53,280
Columbus, Ohio.....	237,031	290,564	306,087
Corpus Christi, Tex.....	10,522	27,741	57,301
Council Bluffs, Iowa.....	36,162	42,048	41,439
Covington, Ky.....	57,121	65,252	62,018
Cranston, R. I.....	29,407	42,911	47,085
Cumberland, Md.....	29,837	37,747	39,483
Dallas, Texas.....	158,976	260,475	294,734
Davenport, Iowa.....	56,727	60,751	66,039
Dayton, Ohio.....	152,559	200,982	210,718
Dearborn, Mich.....	2,470	50,358	63,584
Decatur, Ill.....	43,818	57,510	59,305
Denver, Colo.....	256,491	287,861	322,412
Des Moines, Iowa.....	126,468	142,559	159,819
Detroit, Mich.....	993,678	1,568,662	1,623,452
Dubuque, Iowa.....	39,141	41,679	43,892
Duluth, Minn.....	98,917	101,463	101,065
Durham, N. C.....	21,719	52,037	60,195
East Chicago, Ind.....	35,967	54,784	54,637
East Cleveland, Ohio.....	27,292	39,667	39,495
East Orange, N. J.....	50,710	68,020	68,945
East St. Louis, Ill.....	66,767	74,347	75,609
Elgin, Ill.....	27,454	35,929	38,333
Elizabeth, N. J.....	95,783	114,589	109,912
Elmira, N. Y.....	45,393	47,397	45,106
El Paso, Texas.....	77,560	102,421	96,810
Erie, Pa.....	93,372	115,967	116,955
Evanston, Ill.....	37,234	63,120	65,389
Evansville, Ind.....	85,264	102,249	97,062
Everett, Mass.....	40,120	48,424	46,784
Fall River, Mass.....	120,485	115,274	115,428
Fitchburg, Mass.....	41,029	40,692	41,824
Flint, Mich.....	91,599	156,492	151,543
Fort Wayne, Ind.....	86,549	114,946	118,410
Fort Worth, Texas.....	106,482	163,447	177,662
Fresno, Calif.....	45,086	52,513	60,685
Galveston, Texas.....	44,255	52,938	60,862
Gary, Ind.....	55,378	100,426	111,719
Glendale, Calif.....	13,536	62,736	82,582
Grand Rapids, Mich.....	137,634	168,592	164,292
Green Bay, Wis.....	31,017	37,415	46,235

CITIES OVER 37,000	1920	1930	1940
Greensboro, N. C.....	19,861	53,569	59,319
Hamilton, Ohio.....	39,675	52,176	50,592
Hammond, Ind.....	36,004	64,560	70,184
Hamtramck, Mich.....	48,615	56,268	49,839
Harrisburg, Pa.....	75,917	80,339	83,893
Hartford, Conn.....	138,036	164,072	166,267
Haverhill, Mass.....	53,884	48,710	46,752
Hazleton, Pa.....	32,277	36,765	38,009
Highland Park, Mich.....	46,499	52,959	50,810
High Point, N. C.....	14,302	36,745	38,495
Hoboken, N. J.....	68,166	59,261	50,115
Holyoke, Mass.....	60,203	56,537	53,750
Houston, Texas.....	138,276	292,352	384,514
Huntington, W. Va.....	50,177	75,572	78,836
Indianapolis, Ind.....	314,194	364,161	386,972
Irvington, N. J.....	25,480	56,733	55,328
Jackson, Mich.....	48,374	55,187	49,656
Jackson, Miss.....	22,817	48,282	62,107
Jacksonville, Fla.....	91,558	129,549	173,065
Jamestown, N. Y.....	38,917	45,155	42,638
Jersey City, N. J.....	298,103	316,715	301,173
Johnstown, Pa.....	67,327	66,993	66,668
Joliet, Ill.....	38,442	42,993	42,365
Joplin, Mo.....	29,902	33,454	37,144
Kalamazoo, Mich.....	48,487	54,786	54,097
Kansas City, Kansas.....	101,177	121,857	121,458
Kansas City, Mo.....	324,410	399,746	399,178
Kearny, N. J.....	26,724	40,716	39,467
Kenosha, Wis.....	40,472	50,262	48,765
Knoxville, Tenn.....	77,818	105,802	111,580
La Crosse, Wis.....	30,421	39,614	42,707
Lakewood, Ohio.....	41,732	70,509	69,160
Lancaster, Pa.....	53,150	59,949	61,345
Lansing, Mich.....	57,327	78,397	78,753
Laredo, Texas.....	22,710	32,618	39,274
Lawrence, Mass.....	94,270	85,068	84,323
Lewiston, Me.....	31,791	34,948	38,598
Lexington, Ky.....	41,534	45,736	49,304
Lima, Ohio.....	41,326	42,287	44,711
Lincoln, Nebr.....	54,948	75,933	81,984
Little Rock, Ark.....	65,142	81,679	88,039
Long Beach, Calif.....	55,593	142,032	164,271
Lorain, Ohio.....	37,295	44,512	44,125
Los Angeles, Calif.....	576,673	1,238,048	1,504,277
Louisville, Ky.....	234,891	307,745	319,077
Lowell, Mass.....	112,759	100,234	101,389
Lower Merion, Pa.....	23,866	35,166	39,566

CITIES OVER 37,000	1920	1930	1940
Lynchburg, Va.....	30,070	40,661	44,541
Lynn, Mass.....	99,148	102,320	98,123
Macon, Ga.....	52,995	53,829	57,865
Madison, Wis.....	38,378	57,899	67,447
Malden, Mass.....	49,103	58,036	58,010
Manchester, N. H.....	78,384	76,834	77,685
Mansfield, Ohio.....	27,824	33,525	37,154
McKeesport, Pa.....	46,781	54,632	55,355
Medford, Mass.....	39,038	59,714	63,083
Memphis, Tenn.....	162,351	253,143	292,942
Meriden, Conn.....	29,867	38,481	39,494
Miami, Fla.....	29,571	110,637	172,172
Milwaukee, Wis.....	457,147	578,249	587,472
Minneapolis, Minn.....	380,582	464,356	492,370
Mobile, Ala.....	60,777	68,202	78,720
Montclair, N. J.....	28,810	42,017	39,807
Montgomery, Ala.....	43,464	66,079	78,084
Mt. Vernon, N. Y.....	42,726	61,499	67,362
Muncie, Ind.....	36,524	46,548	49,720
Muskegon, Mich.....	36,570	41,390	47,697
Nashville, Tenn.....	118,342	153,866	167,402
Newark, N. J.....	414,524	442,337	429,760
New Bedford, Mass.....	121,217	112,597	110,341
New Britain, Conn.....	59,316	68,128	68,685
New Castle, Pa.....	44,938	48,674	47,638
New Haven, Conn.....	162,537	162,655	160,605
New Orleans, La.....	387,219	458,762	494,537
Newport News, Va.....	35,596	34,417	37,067
New Rochelle, N. Y.....	36,213	54,000	58,408
Newton, Mass.....	46,054	65,276	69,873
New York, N. Y.....	5,620,048	6,930,446	7,454,995
Niagara Falls, N. Y.....	50,760	75,460	78,029
Norfolk, Va.....	115,777	129,710	144,332
Norristown, Pa.....	32,319	35,853	38,181
North Bergen, N. J.....	23,344	40,714	39,714
Norwalk, Conn.....	27,743	36,019	39,849
Oakland, Calif.....	216,261	284,063	302,163
Oak Park, Ill.....	39,858	63,982	66,015
Ogden, Utah.....	32,804	40,272	43,688
Oklahoma City, Okla.....	91,295	185,389	204,424
Omaha, Nebr.....	191,601	214,006	223,844
Oshkosh, Wis.....	33,162	40,108	39,089
Pasadena, Calif.....	45,354	76,086	81,864
Passaic, N. J.....	63,841	62,959	61,394
Paterson, N. J.....	135,875	138,513	139,656
Pawtucket, R. I.....	64,248	77,149	75,797
Pensacola, Fla.....	31,035	31,579	37,449

CITIES OVER 37,000	1920	1930	1940
Peoria, Ill.....	76,121	104,969	105,087
Perth Amboy, N. J.....	41,707	43,516	41,242
Philadelphia, Pa.....	1,823,779	1,950,961	1,931,334
Phoenix, Ariz.....	29,053	48,118	65,414
Pittsburgh, Pa.....	588,343	669,817	671,659
Pittsfield, Mass.....	41,763	49,677	49,684
Plainfield, N. J.....	27,700	34,422	37,469
Pontiac, Mich.....	34,273	64,928	66,626
Port Arthur, Texas.....	22,251	50,902	46,140
Portland, Me.....	69,272	70,810	73,643
Portland, Ore.....	258,288	301,815	305,394
Portsmouth, Ohio.....	33,011	42,560	40,466
Portsmouth, Va.....	54,387	45,704	50,745
Poughkeepsic, N. Y.....	35,000	40,288	40,478
Providence, R. I.....	237,595	252,981	253,504
Pueblo, Colo.....	43,050	50,096	52,162
Quincy, Ill.....	35,978	39,241	40,469
Quincy, Mass.....	47,876	71,983	75,810
Racine, Wis.....	58,593	67,542	67,195
Raleigh, N. C.....	24,418	37,379	46,897
Reading, Pa.....	107,784	111,171	110,568
Richmond, Va.....	171,667	182,929	193,042
Roanoke, Va.....	50,842	69,206	69,287
Rochester, N. Y.....	295,750	328,132	324,975
Rockford, Ill.....	65,651	85,864	84,637
Rock Island, Ill.....	35,177	37,953	42,775
Sacramento, Calif.....	65,908	93,750	105,958
Saginaw, Mich.....	61,903	80,715	82,794
St. Joseph, Mo.....	77,939	80,935	75,711
St. Louis, Mo.....	772,897	821,960	816,048
St. Paul, Minn.....	234,698	271,606	287,736
St. Petersburg, Fla.....	14,237	40,425	60,812
Salem, Mass.....	42,529	43,353	41,213
Salt Lake City, Utah.....	118,110	140,267	149,934
San Antonio, Texas.....	161,379	231,542	253,854
San Bernardino, Calif.....	18,721	37,481	43,646
San Diego, Calif.....	74,361	147,995	203,341
San Francisco, Calif.....	506,676	634,394	634,536
San Jose, Calif.....	39,642	57,651	68,457
Santa Monica, Calif.....	15,252	37,146	53,500
Savannah, Ga.....	83,252	85,024	95,996
Schenectady, N. Y.....	88,723	95,692	87,549
Scranton, Pa.....	137,783	143,433	140,404
Seattle, Wash.....	315,312	365,583	368,302
Sheboygan, Wis.....	30,955	39,251	40,638
Shreveport, La.....	43,874	76,655	98,167
Sioux City, Iowa.....	71,227	79,183	82,364

CITIES OVER 37,000	1920	1930	1940
Sloux Falls, S. Dak.....	25,202	33,362	40,832
Somerville, Mass....	93,091	103,908	102,177
South Bend, Ind.....	70,983	104,193	101,268
Spokane, Wash.....	104,437	115,514	122,001
Springfield, Ill.....	59,183	71,864	75,503
Springfield, Mass....	129,614	149,900	149,554
Springfield, Mo.....	39,631	57,527	61,238
Springfield, Ohio....	60,840	68,743	70,662
Stamford, Conn.....	35,096	46,343	47,938
Steubenville, Ohio....	28,508	35,422	37,651
Stockton, Calif.....	40,296	47,963	54,714
Syracuse, N. Y.....	171,717	209,326	205,967
Tacoma, Wash.....	96,965	106,817	109,408
Tampa, Fla.....	51,608	101,161	108,391
Taunton, Mass.....	37,137	37,355	37,395
Terre Haute, Ind.....	66,083	62,810	62,693
Toledo, Ohio.....	243,164	290,718	282,349
Topeka, Kansas.....	50,022	64,120	67,833
Trenton, N. J.....	119,289	123,356	124,697
Troy, N. Y.....	71,996	72,763	70,304
Tulsa, Okla.....	72,075	141,258	142,157
Union City, N. J.....	58,659	56,173
Upper Darby, Pa.....	8,956	47,145	56,883
Utica, N. Y.....	94,156	101,740	100,518
Waco, Texas.....	38,500	52,848	55,982
Waltham, Mass.....	30,915	39,247	40,020
Warren, Ohio.....	27,050	41,062	42,837
Washington, D. C.....	437,571	486,869	663,091
Waterbury, Conn.....	91,715	99,902	99,314
Waterloo, Iowa.....	36,230	46,191	51,743
West New York, N. J.....	29,926	37,107	39,439
Wheeling, W. Va.....	56,208	61,659	61,099
White Plains, N. Y.....	21,031	35,830	40,327
Wichita, Kansas.....	72,217	111,110	114,966
Wichita Falls, Texas.....	40,079	43,690	45,112
Wilkes-Barre, Pa.....	73,833	86,626	86,236
Williamsport, Pa.....	36,198	45,729	44,355
Wilmington, Del.....	110,168	106,597	112,504
Winston-Salem, N. C.....	48,395	75,274	79,815
Woonsocket, R. I.....	43,496	49,376	49,303
Worcester, Mass.....	179,754	195,311	193,694
Yonkers, N. Y.....	100,176	134,646	142,598
York, Pa.....	47,512	55,254	56,712
Youngstown, Ohio.....	132,358	170,002	167,720
Zanesville, Ohio.....	29,569	36,440	37,500

PRESIDENTS OF THE UNITED STATES

No.	Name	Age	Born	Inaug.	Term in Office	Native of	Died	Polit. Party
1.	George Washington.....	57	Feb. 22, 1732	1789	8 years	Virginia	Dec. 14, 1799	Federal
2.	John Adams.....	61	Oct. 30, 1735	1797	4	Massachusetts	July 4, 1826	Dem-Rep
3.	Thomas Jefferson.....	57	Apr. 13, 1743	1801	4	Virginia	July 4, 1826	Dem-Rep
4.	James Madison.....	57	Mar. 16, 1751	1809	4	Virginia	June 28, 1836	Dem-Rep
5.	James Monroe.....	58	Apr. 28, 1758	1817	4	Virginia	July 4, 1831	Dem-Rep
6.	John Quincy Adams.....	57	July 11, 1767	1825	4	Massachusetts	Feb. 23, 1848	Coalition
7.	Andrew Jackson.....	61	Mar. 15, 1767	1829	4	N. Carolina	June 8, 1845	Democrat
8.	Martin Van Buren.....	54	Dec. 5, 1782	1837	4	New York	July 24, 1862	Democrat
9.	Wm. H. Harrison.....	68	Feb. 9, 1773	1841	4	Virginia	Apr. 4, 1841	Whig
10.	John Tyler.....	51	Mar. 29, 1790	1841	1 month	Virginia	Jan. 18, 1841	Whig
11.	James Knox Polk.....	49	Nov. 2, 1795	1845	3 yrs. 11 mos.	N. Carolina	June 18, 1849	Democrat
12.	Zachary Taylor.....	64	Sep. 24, 1784	1849	1 year, 4 mos.	Virginia	July 9, 1850	Whig
13.	Millard Fillmore.....	50	Feb. 7, 1800	1850	2 years, 8 mos.	New York	Mar. 8, 1874	Democrat
14.	Franklin Pierce.....	48	Nov. 23, 1804	1853	4 years	N. Hampshire	Oct. 8, 1869	Democrat
15.	James Buchanan.....	65	Apr. 23, 1791	1857	4	Pennsylvania	June 1, 1868	Democrat
16.	Abraham Lincoln.....	52	Feb. 12, 1809	1861	4 years, 40 days	Kentucky	Apr. 15, 1865	Republican
17.	Andrew Johnson.....	56	Dec. 29, 1808	1865	3 yrs., 10 1/2 mos.	Ohio	July 31, 1875	Republican
18.	Ulysses S. Grant.....	46	Apr. 27, 1822	1869	8 years	N. Carolina	July 23, 1885	Republican
19.	Rutherford B. Hayes.....	54	Oct. 4, 1822	1877	4 years	Ohio	Jan. 17, 1893	Republican
20.	James A. Garfield.....	49	Nov. 19, 1831	1881	4 years	Ohio	Sept. 19, 1881	Republican
21.	Chester A. Arthur.....	50	Oct. 5, 1830	1881	6 1/2 months	Vermont	Nov. 18, 1886	Democrat
22-24.	Grover Cleveland.....	47	Mar. 18, 1837	'85-'93	3 yrs 5 1/2 mos.	New Jersey	June 24, 1908	Republican
23.	Benjamin Harrison.....	55	Aug. 20, 1833	1889	4 years	Ohio	Mar. 13, 1901	Republican
25.	William McKinley.....	54	Jan. 29, 1843	1897	4 yrs. 6 mo. 10 d.	Ohio	Sept. 14, 1901	Republican
26.	Theodore Roosevelt.....	42	Oct. 27, 1858	1901	7 yrs. 5 mo. 20 d.	New York	Jan. 6, 1919	Republican
27.	Wm. H. Taft.....	53	Sep. 15, 1857	1909	4 years	Ohio	Mar. 9, 1930	Republican
28.	Woodrow T. Wilson.....	56	Dec. 28, 1856	1913	8 years	Ohio	Feb. 3, 1924	Democrat
29.	Warren G. Harding.....	55	Nov. 2, 1872	1921	2 yrs. 4 mo. 29 d.	Ohio	Aug. 2, 1923	Republican
30.	Calvin Coolidge.....	51	July 4, 1872	1923	5 yrs. 7 mo. 2 da.	Vermont	Jan. 5, 1933	Republican
31.	Herbert C. Hoover.....	54	Aug. 10, 1874	1929	4 years	Iowa	Jan. 5, 1933	Democrat
32.	Franklin D. Roosevelt.....	51	Jan. 30, 1882	1933	New York	Democrat

WEIGHTS AND MEASURES

Troy Weight

24 grains.....1 pwt.
20 pwts.....1 ounce
12 ounces....1 pound

Used for weighing
gold, silver and jewels.

Apothecaries' Weight

20 grains....1 scruple
3 scruples.....1 dram
8 drams.....1 ounce
12 ounces....1 pound

The ounce and
pound in this are the
same as in Troy
Weight.

Avoirdupois Weight

27 $\frac{1}{2}$ grains...1 dram
16 drams.....1 ounce
16 ounces....1 pound
25 pounds...1 quarter
4 quarters....1 cwt.
2,000 lbs....1 short ton
2,240 lbs....1 long ton

Dry Measure

2 pints.....1 quart
8 quarts.....1 peck
4 pecks.....1 bushel
36 bushels, 1 chaldron

Liquid Measure

4 gills.....1 pint
2 pints.....1 quart
4 quarts.....1 gallon
31 $\frac{1}{2}$ gallons..1 barrel
2 barrels...1 hogshead

Long Measure

12 inches.....1 foot
3 feet.....1 yard
5 $\frac{1}{2}$ yards...1 rod
40 rods.....1 furlong
8 furlongs, 1 sta. mile
3 miles.....1 league

Cloth Measure

2 $\frac{1}{4}$ inches.....1 nail
4 nails.....1 quarter
4 quarters.....1 yard

Square Measure

144 sq. inches, 1 sq. ft.
9 sq. ft....1 sq. yard
30 $\frac{1}{4}$ sq. yards, 1sq. rod
40 sq. rods.....1 rood
4 roods.....1 acre
640 acres...1 sq. mile

SURVEYOR'S MEASURE

7.92 inches=1 link
25 links=1 rod
10 square chains or 160 sq. rods=1 acre
640 acres=1 square mile
36 sq. miles 6 miles sq.=1 township

CUBIC MEASURE

1.728 cubic inches=1 cubic foot
128 cubic feet=1 cord wood
27 cu. ft.=1 cu. yard. 40 cu. ft.=1 ton shpg.
2,150.42 cubic inches=1 standard bushel
268.8 cubic inches=1 standard gallon dry
231 cubic inches=1 standard gallon liquid
1 cubic foot=about four-fifths of a bushel
1 Perch=A mass 16 $\frac{1}{2}$ ft. long, 1 ft. high and 1 $\frac{1}{2}$ ft.
wide, containing 24 $\frac{3}{4}$ cubic feet.

METRIC EQUIVALENTS Linear Measure

1 centimeter=0.3937 in.	1 in.=2.54 centimeters
1 decimeter=3.937 in. =0.328 feet.	1 foot=3.048 deci- meter.
1 meter=39.37 in.= 1.0936 yards.	1 yard=0.9144 meter.
1 dekameter=1.9884 rods.	1 rod=0.5029 deka.
1 kilometer=0.62137 mile.	1 mile=1.6093 kilo.

SQUARE MEASURE

1 sq. centimeter=0.1550 square inches.	1 sq. inch=6.452 sq. centimeters.
1 sq. decimeter=0.1076 square feet.	1 sq. ft.=9.2903 sq. decimeters.
1 sq. meter=1.196 sq. yd.	1 sq. yd.=0.8361 sq. mr.
1 sq. dekameter=3.954 sq. rods.	1 sq. rod=0.2529 sq. deka.
1 hektar=2.47 acres.	1 acre=0.4047 hektar.
1 sq. kilometer=0.386 sq. m.	1 sq. mile=2.59 sq. kilometers.

WEIGHTS

1 gram=0.03527 ounce.	1 ounce=28.35 grams.
1 kilogram=2.204622 lbs.	1 lb.=0.4536 kilogram.
1 metric ton=0.9842 English ton.	1 English ton=1.0160 metric ton.

APPROXIMATE METRIC EQUIVALENTS

1 decimeter=4 inches	1 liter= } 1.06 qt. liquid } 0.9 qt. dry
1 meter=1.1 yards.	
1 kilometer= $\frac{5}{8}$ of mile	1 hektoliter=2.8 bu.
1 hektare=2 $\frac{1}{2}$ acres	1 kilogram=2.2 lbs.
1 stere, or cu. meter= $\frac{1}{8}$ of a cord	1 metric ton=2,200 lbs.

JANUARY 1946

Tuesday 1

New Year's Day

Mrs. Boschwitz - Sodi

*776

Wednesday 2

Otto Lobbenberg 94
Rickey Lichtman +1

JANUARY 1946

Thursday 3

Paul Roche 07

gt ~ 16' 2 pl.

*777

Friday 4

W. O. J.

*778

Saturday 5

Memoranda

JANUARY 1946

Sunday 6

#779

Monday 7

N.Y.

8.30 - Leroy:

Tuesday 8

1.30 - 3.30 U.

#780

Wednesday 9

#781

JANUARY 1946

Thursday 10 Eva - Peter Gang.
Lobbies sedd. am. 27

Friday 11

U. H. - U. J.

#782

Saturday 12

9.30, ~ U. H. - U. J.
12^o - U. J. - U. J.

Memoranda

3.0.

JANUARY 1946

Sunday 13

at 10:00 AM - 10:30 AM
Came to see Mr. [unclear], [unclear]
at 12:00 - 6:00.

#783

very!

Monday 14

Maggie

#784

Tuesday 15

Bobby Kilene 42

1.30 - 3.30 AM.

#785

run!

Wednesday 16

N.Y.

at 12:00 - 1:00
40 "spellbound"
70 AM.

JANUARY 1946

Thursday 17

#786

Friday 18

10:20 AM

#787

Saturday 19

at 10:00 AM.

Memoranda

JANUARY 1946

Sunday 20

Jean Rosenfeld 42

7, 6, 38. #788
Monday 21 Sandy Frank 38

Tuesday 22

#789

1.30 - 3.30 CV. 4' 15" / day.
4:30 200.

#790.

Wednesday 23

12.30 e up, C 240 - fine by re
3.30 200
6.30 so.

JANUARY 1946

Thursday 24

6.00 - 10.

#791

Friday 25

12° W efo, C 1-10 - 200.
3° to 5°
4° to 5°. 4.16.15.
6.15 - 10.00

#792

Saturday 26

6.15 - 10.

#793

Cos #1, 2, etc: 2.10.15, 6.15.42, 6.15.10.

Memoranda

JANUARY 1946

Sunday 27

Monday 28

Peter Filene 40

W.M.; W: 2-5.

#794

Tuesday 29

Patricia Huber 43

10⁰ e.e.o.

1.30 - 3.30 Ok.

S.D.!

W # 2, 200: 0 se 100 m, 600 m
0, 600, at 12, 600 - 0, 24.

Wednesday 30

~~1200~~

S2; 1200.

#795

JANUARY 1946

Thursday 31

Friday 1

FEBRUARY

#796

6!

#797

Saturday 2

Hlice Elizabeth Leston
45

Memoranda

W.M.!

FEBRUARY 1946

Sunday 3

60 - d.f.
6° 1 mble, 17 7/8 in.

#798

Monday 4

Robert O. Juckema
11° 26, 85 cft - 44
1.30 29° 176 2/3 - OR3-964
2.30 ev, 157 g 3/4 -

#799

Tuesday 5

1.30 - 3.30 CV
4.30 245.

#800

Wednesday 6

12° 60.
3° 20 ver.
5.30 20. ~~~~~

FEBRUARY 1946

Thursday 7

12.30 60.
9.00 20, 20 ver.
5.00 180.
9.00 5.

Friday 8

P. Hedwig

29 21: #801
625 1053. - 26/0. #802

Saturday 9

26/0 (26)
623, 20: 206-201.
downy

Memoranda

FEBRUARY 1946

Sunday 10

#803

Monday 11

Johnny Leubsdorf 42

Ogen: 20b!

Tuesday 12

#804

Lincoln's Birthday
1.30 - 3.30 Ch.

#805

Wednesday 13

Judith Barbara Moss
43

#806

FEBRUARY 1946

Thursday 14

18° 20b.

#807

Friday 15

20° 20b!

Saturday 16

#808

9.30 20b.

#809

Memoranda

FEBRUARY 1946

Sunday 17

Herman Filene 06
(rec)

Monday 18

Grete Schultz
John Charles Levison 45
10° 29 rec
12° 29 am. 30 p. N. Lib 20.
6' 15 L. #810

Tuesday 19

Wednesday 20

Walter Kertz
1.30 - 3.30 A J.
6° 29 rec. #811

FEBRUARY 1946

Thursday 21

N.Y. (rec)

Friday 22

N.Y.

Washington's Birthday

Saturday 23

N.Y.

Memoranda

Mrs. Arthur Goldman
333 E. 43 N.Y. 17.
MU 6-7479 Apt. 505.

FEBRUARY 1946

Sunday 24

Monday 25

Thomas John Coulant
10.30 *Dr.*, 176 *Kalsted St.*
OR 3-9649

Tuesday 26

Wednesday 27

1.30 - 3.30 *Ch.*

FEBRUARY 1946

Thursday 28

Friday 1

MARCH

10¹⁵ *e 7*
12⁰ *out* 3⁰ *29 m.*
6⁰ *ver.*

Saturday 2

Memoranda

6!

mor!

MARCH 1946

Sunday 3 Susan Gittitz 43

10:30-5 (W. R. ... - ...)

Monday 4

Tuesday 5

Thom R. King

Wednesday 6

Walter J. ...
1.30 - 3.30 Ch.

MARCH 1946

Thursday 7

20, PEB - ...

Friday 8

... - PEB.

Saturday 9

... - PEB - ... (200)

Memoranda

MARCH 1946

Sunday 10

no work.

Monday 11

no work.

Tuesday 12

4.30.
9⁰⁰-4⁰⁰ Inspection at Pier 16
Foreign Trade Zone No. 1
Appl. - S. I.

Wednesday 13

Auction 10.30
1.30 - 3.30 OK.

MARCH 1946

Thursday 14

Friday 15

Elfrida Frank
Aha Pinkeside

by work to 10-11.

Saturday 16

Hertha
Steven Antopol 42
no work - 10-11.

Memoranda

MARCH 1946

Sunday 17

Carl Philip Lindsborg
Max Stern 03 38

Monday 18

7:30
Dinner 1:00
7:00

Tuesday 19

Wednesday 20

1.30 - 3.30 Ch.

MARCH 1946

Thursday 21

to 10th of am.

Friday 22

to - 10th W.

Saturday 23

to - 10th W.

Memoranda

MARCH 1946

Sunday 17

Carl Philip Lundsberg
Max Stern 03 38

Monday 18

7:30
to 9:30
70
Lundberg

Tuesday 19

Wednesday 20

1.30 - 3.30 Ch.

MARCH 1946

Thursday 21

to 10th of am.

Friday 22

to - 10th W.

Saturday 23

to - 10th W.

Memoranda

MARCH 1946

Sunday 24 Adam Pollack 40

x 6 - 11 30.

Monday 25

Tuesday 26 Selos bedding ann.

Wednesday 27

1.30 - 3.30 Cl.

MARCH 1946

Thursday 28

Lynns, N.J. VA

Friday 29 Rbt. Allan Ludwig 44

Saturday 30 Mutti Schaff 88

Memoranda

MARCH 1946

Sunday 31

vll c nel.

Monday 1

APRIL

vll c nel.

Tuesday 2

Wednesday 3

Alan

APRIL 1946

Thursday 4

Friday 5

Start 10

vll c nel.

ee!

Saturday 6

1° vll c nel.

4-6 vll c nel.

6° vll c nel - w.

Memoranda

APRIL 1946

Sunday 7

29 - memo - no go
D.L.
6.30 C ~ 1.28.

Monday 8

2.00 - 2.00.

Tuesday 9

Alice Roche 13
Kurt J. 88

Wednesday 10

a. b.!

APRIL 1946

Thursday 11

Friday 12

Willy - Ginger 44
Barbara Liles 43
Ella.

Saturday 13

Memoranda

APRIL 1946

Sunday 14

Kurt Madelung
Mrs. Cecil Lichtman

Monday 15

at Salmon.

Tuesday 16

9° 26 (62)

Wednesday 17

Three-Meg Juka⁴⁰
Pinnerman's seed. time. 30

APRIL 1946

Thursday 18

Friday 19

Saturday 20

Mr. H. Grammer

Memoranda

APRIL 1946

Sunday 21

Capt. Robbie 1900

Easter Sunday

~~Under Green Bramfield~~
1/2 + 1/2 = 1.00.
1 ~ ~ ~ ~

Monday 22

Tuesday 23

Hildegard

Wednesday 24

Mark Henry Bernstein
44

erale! 400!

APRIL 1946

Thursday 25

Jane Lindholm 44

Friday 26

1° 200.

Saturday 27

Memoranda

APRIL 1946

Sunday 28

Monday 29

Tuesday 30

Wednesday 1

MAY

N.Y.

MAY 1946

Thursday 2

Friday 3

✓

Saturday 4

Freddy 37

Memoranda

MAY 1946

Sunday 12

Luke to Breit 43

Monday 13

Margo Stern 31

Tuesday 14

N.Y.

11° C!

C!

Wednesday 15

4 cl!

MAY 1946

Thursday 16

Friday 17

no! ev. 2h!

Saturday 18

Memoranda

MAY 1946

Sunday 19

Franklin Steven ⁴³ Brook
Dr. John Rothschild 69

Monday 20

Stephen K. Huber 41

Tuesday 21

Wednesday 22

Granomann's seed. ann. ^{May 23!} 05.

MAY 1946

Thursday 23

Friday 24

Richard Schuler 07

Saturday 25

Memoranda

JUNE 1946

Sunday 2

Monday 3

Tuesday 4

Boys

Wednesday 5

JUNE 1946

Thursday 6

Friday 7

W!

Saturday 8

W!

Memoranda

JUNE 1946

Sunday 9

Monday 10

write Huber 07

Tuesday 11

Wednesday 12

JUNE 1946

Thursday 13

Friday 14

see: no!

Saturday 15

Memoranda

Friday 60 - June?

JUNE 1946

Sunday 16

Monday 17

Tuesday 18

Wednesday 19

JUNE 1946

Thursday 20

Friday 21 Eve Frank 34
Helga's seed. ann. 43

Saturday 22 John M. Davis 43
Licks' seed. ann. 33

Memoranda

JUNE 1946

Sunday 23

666!

Monday 24

Tuesday 25

Wednesday 26

JUNE 1946

Thursday 27 *Alan Rich. Rosenfeld*
43

Friday 28 *Ella Swinson 82*

Saturday 29 *Steven W. Lindberg Jr.*
43

Memoranda

JUNE 1946

Sunday 30

Monday 1

JULY

Tuesday 2

Wednesday 3

Walter Aline 31

JULY 1946

Thursday 4

Fred Kolb 78
Jim Lewis

Independence Day

Friday 5

Saturday 6

Memoranda

JULY 1946

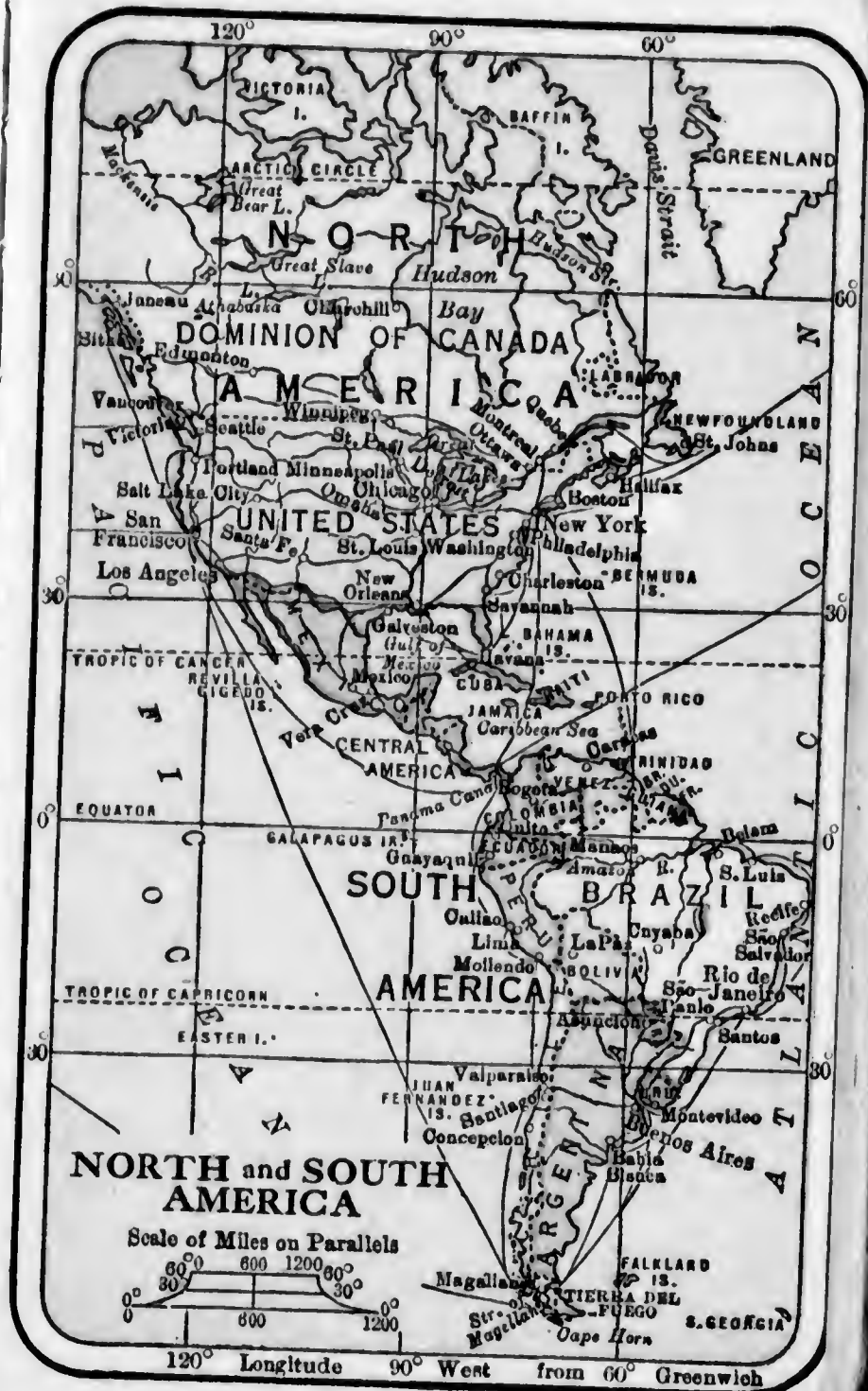
Sunday 7

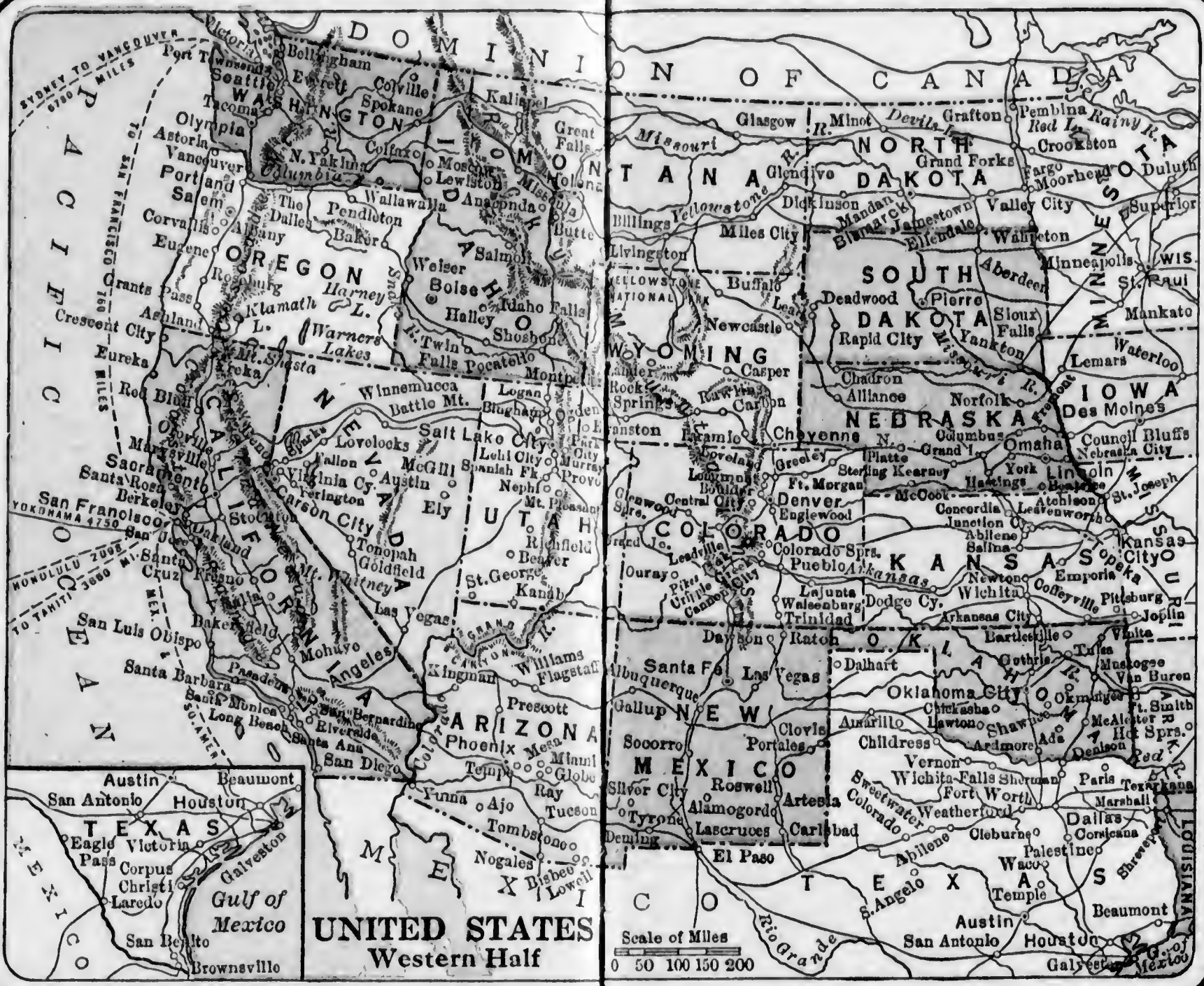
Monday 8

O. Herman

Tuesday 9

Wednesday 10





SYDNEY TO VANCOUVER
6780 MILES

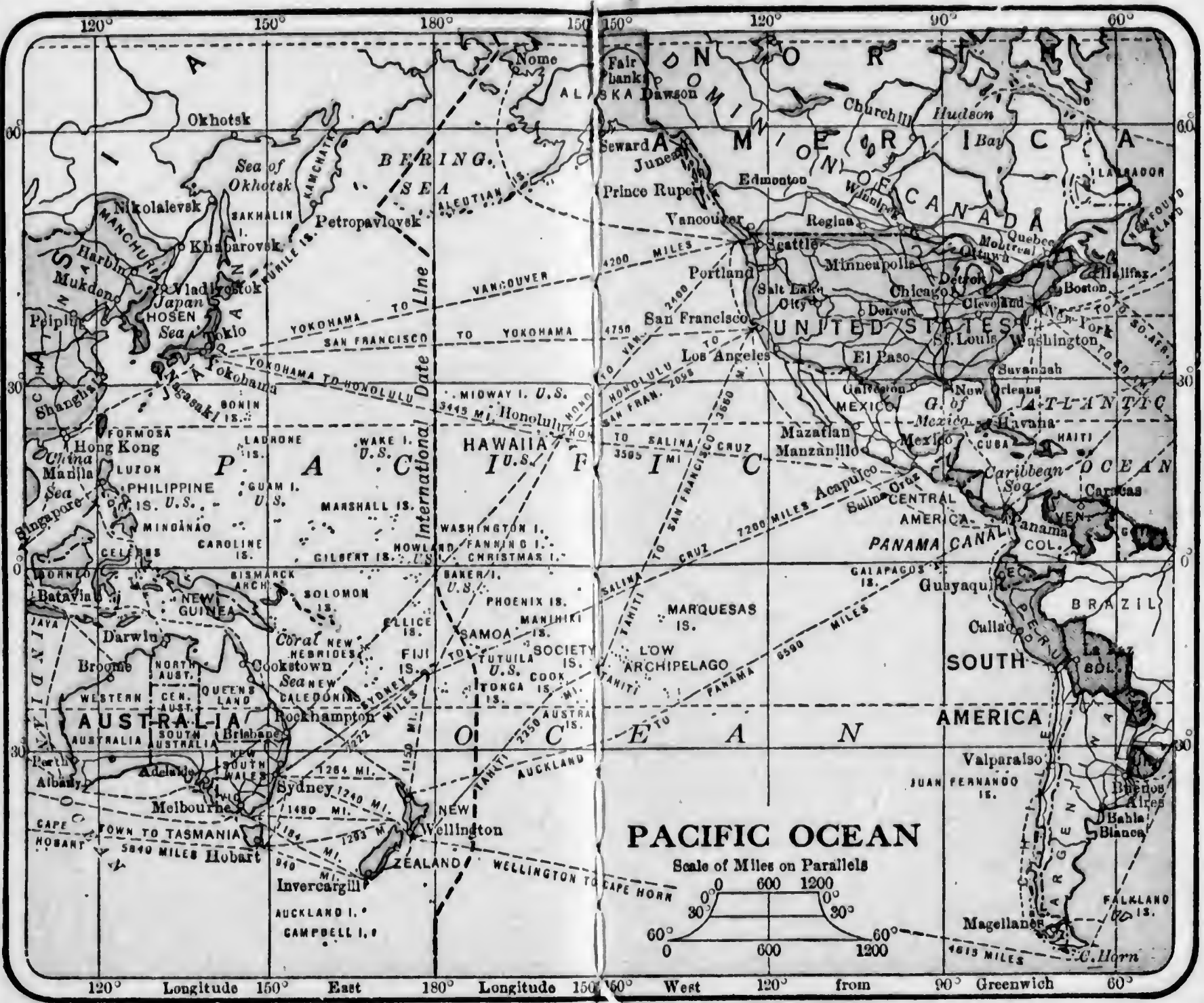
PACIFIC
TO SAN FRANCISCO
760 MILES

HONOLULU 2095
TO TAHITI 3680

Austin
San Antonio
Houston
Beaumont
Eagle Victoria
Pass Corpus Christi
Laredo
San Benito
Brownsville
Gulf of Mexico

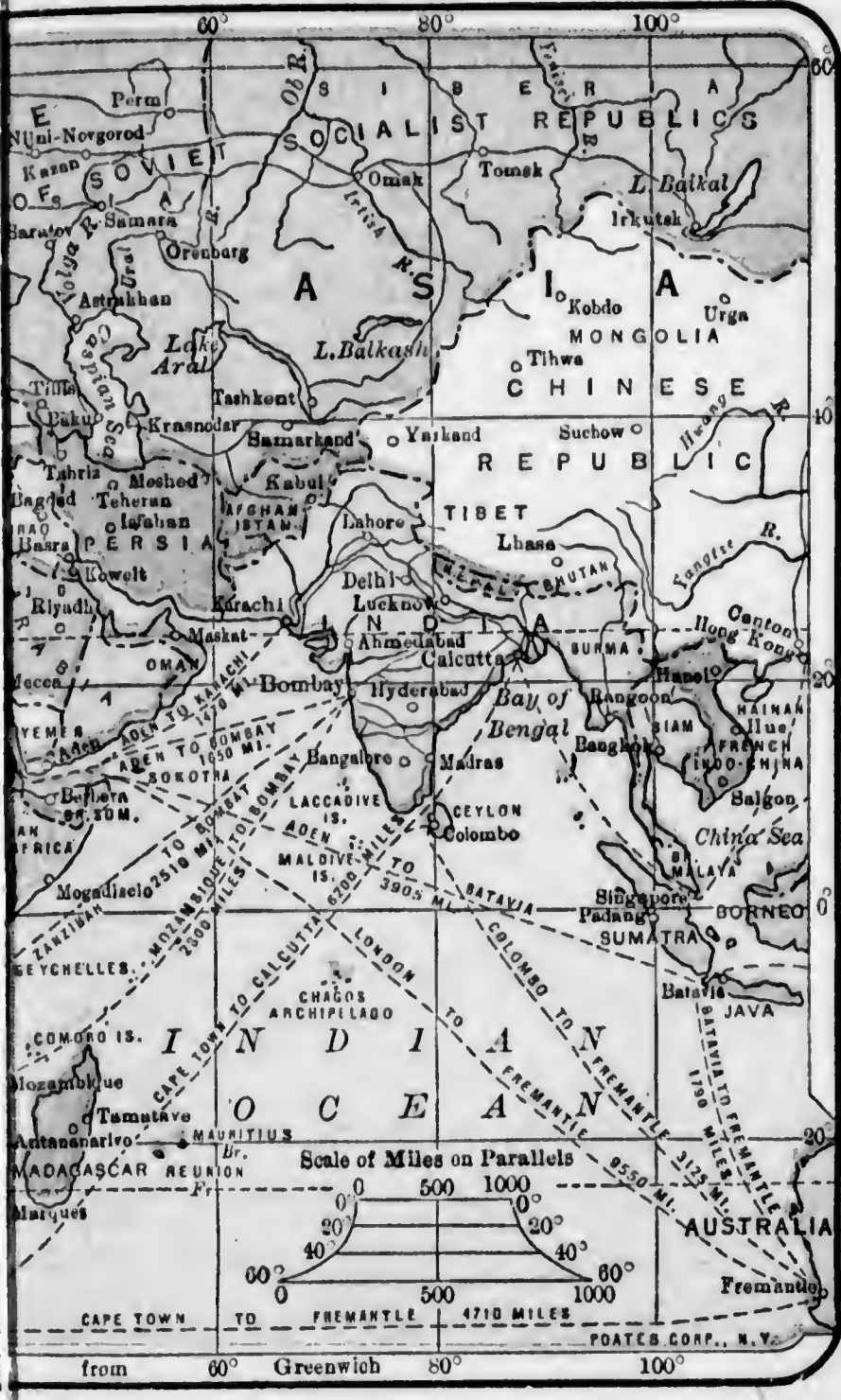
UNITED STATES
Western Half

Scale of Miles
0 50 100 150 200



120° Longitude 150° East 180° Longitude 150° 60° West 120° from 90° Greenwich 60°







JULY 1946

Thursday 11

Friday 12

Saturday 13

*be ov, wbl, wlcuo, f10, w10,
by wsc, inf.*
Jackie Kochberg 13

be ov, wbl, cu 6, fms 6, by wsc.

Memoranda

JULY 1946

Sunday 21

Edo. J. Wiener 34

See also, with, in case, for to in
go to... - for to, over, in, do

Monday 22

Lynn Tilly 39

see of, with, in case, in 6,
H on - do to.

Tuesday 23

Richard Selo

see of, in 6, in case, do,
to do in.

Wednesday 24

see also, with, in case, B on
at 1/2.

JULY 1946

Thursday 25

see of, in 6, in case, do!

Friday 26

Saturday 27

Memoranda

JULY 1946

Sunday 28

Mr + Mrs Schenfeld's
23rd Oct. am.

Monday 29

J. Jeffrey Peierls 41

Tuesday 30

Wednesday 31

AUGUST 1946

Thursday 1

Friday 2

Saturday 3

Peter J. Kuchner 42

Memoranda

AUGUST 1946

Sunday 4

Monday 5 Paul Reichmann 45

Tuesday 6

8³⁰ 10⁰⁰.
Hamburg, Pa. -
Leggett, Va. -
Martinsburg, Va.

Wednesday 7

- Roanoke, Va. -
Blue Ridge Parkway -
Galax, Va.

AUGUST 1946

Thursday 8 Robert Lesian
- Blowing Rock, N.C.

Friday 9

20625.

Saturday 10

Memoranda

AUGUST 1946

Sunday 11

Anna Levinson

Monday 12

Tuesday 13

Wednesday 14

AUGUST 1946

Thursday 15

Friday 16

Saturday 17

Memoranda

AUGUST 1946

Sunday 18

Monday 19

Randy Bernstein 45

Tuesday 20

Ruth Scherer 43

Wednesday 21

AUGUST 1946

Thursday 22

Friday 23

*Margaret King -
Margaret Ann Sels 43 -
Joan Fittitz 40*

Saturday 24

Memoranda

AUGUST 1946

Sunday 25

Monday 26

Cos: W - 22.

Tuesday 27

Wednesday 28

AUGUST 1946

Thursday 29

Friday 30

Saturday 31

Memoranda

SEPTEMBER 1946

Sunday 1 *Michael Antopol 39*
Donald M. Caspary 40

Monday 2

Labor Day

Tuesday 3

W (CR) - Cas 2000

Wednesday 4

SEPTEMBER 1946

Thursday 5 *Peter Alex. Holzer 40*

Friday 6

Saturday 7

Memoranda

SEPTEMBER 1946

Sunday 8

*Prager
Carl Gittitz 46*

Monday 9

Tuesday 10

Erigen Overton

Wednesday 11

SEPTEMBER 1946

Thursday 12

Friday 13

Peggy Lubberg 18

Saturday 14

W:en-

Memoranda

SEPTEMBER 1946

Sunday 15

John D. Luppenheimer 41

N.Y. : ex NY - 10 2nd
'Caesar - Cleopatra'

Monday 16

Bertha Lubsdorf 08

Tuesday 17

Wednesday 18

SEPTEMBER 1946

Thursday 19

Kathleen Stein 44

Friday 20

Saturday 21

Memoranda

SEPTEMBER 1946

Sunday 22

Monday 23

Bybil lun Frank 40

Tuesday 24

Wilnes sedd. Ann. 38

Wednesday 25

~~25~~ ~~with ...~~ 44

SEPTEMBER 1946

Thursday 26

Friday 27

Saturday 28

60: 20 - 10; 12m.
Memoranda

SEPTEMBER 1946

Sunday 29

. 1.32, 15

Monday 30

Helga
Kushner's odd. am. 37
Boston

Tuesday 1

Boston

OCTOBER

Wednesday 2

Bertha Madelung
Mrs. Max Goodkind 68.
Mrs. Charles Lamb 66.
Boston 8⁰⁰ - 9²⁶.

OCTOBER 1946

Thursday 3

Romy 41

Friday 4

Saturday 5

g (2nd - 5); En; etc.
Memoranda

OCTOBER 1946

Sunday 6

Monday 7

Tuesday 8

Wednesday 9

OCTOBER 1946

Thursday 10 *Otto R. - Ewert.*

Friday 11 *Anna 05*

Saturday 12

Memoranda

OCTOBER 1946

Sunday 13

Monday 14

Tuesday 15

Wednesday 16

OCTOBER 1946

Thursday 17

Friday 18

Saturday 19

cu; n; h; v (gbc-o)
Memoranda
(gbc-o)

OCTOBER 1946

Sunday 20 Anita

Monday 21 Thomas R. Roche 43

Tuesday 22 Ursula

Wednesday 23

OCTOBER 1946

Thursday 24 Erica

Friday 25 Janet Feuerstein 38

Saturday 26

Memoranda

OCTOBER 1946

Sunday 27

Monday 28

Tuesday 29

Resi Gang

Wednesday 30

Tummy Beriman 40

OCTOBER 1946

Thursday 31

Kings sold. am. 42

Friday 1

Klanc Selo. NOVEMBER

Saturday 2

Memoranda

NOVEMBER 1946

Sunday 3

Monday 4

Ami Klein 15

Tuesday 5

Wednesday 6

NOVEMBER 1946

Thursday 7

Friday 8

Saturday 9

Memoranda

NOVEMBER 1946

Sunday 10 *Carol Ann Conerty 42*

Monday 11 *Anne Kernerstein*

Tuesday 12 *Hilde Juckman 17/18*

Wednesday 13

NOVEMBER 1946

Thursday 14

Friday 15 *Arthur Bernstein 09*

Saturday 16

Memoranda

NOVEMBER 1946

Sunday 17

Monday 18

Tuesday 19

Charlie Rosen 39

Wednesday 20

NOVEMBER 1946

Thursday 21

Matthew Pollack 42

Friday 22

Lee Pap B. 74

Saturday 23

Memoranda

NOVEMBER 1946

Sunday 24

Monday 25

Tuesday 26

Wednesday 27

NOVEMBER 1946

Thursday 28

*Teddy Hanson*⁴³
Thanksgiving Day

Friday 29

Saturday 30

Memoranda

DECEMBER 1946

Sunday 1

Monday 2

Louise Elizabeth Jelin 4

Tuesday 3

Wednesday 4

Jully Pines 38

DECEMBER 1946

Thursday 5

Friday 6

Helen Caroline Schultz 40
Irina Kate Michelson 45

Saturday 7

Memoranda

DECEMBER 1946

Sunday 8

Jean Lichtman 43

Monday 9

Guta Ries Wiener
C. 461
4.30 e.g.

Tuesday 10

Wednesday 11

DECEMBER 1946

Thursday 12

Friday 13

Thomas Lewis Stein 44

Saturday 14

Memoranda

DECEMBER 1946

Sunday 15

Monday 16

Tuesday 17

Karl Lumborg

Wednesday 18

DECEMBER 1946

Thursday 19

Friday 20

Saturday 21

Lotte Erdä ?

Memoranda

DECEMBER 1946

Sunday 22

Monday 23

Tuesday 24

Wednesday 25

Christmas Day

*Abe Gittitz -
John Turiga 05.*

DECEMBER 1946

Thursday 26

*Hornington Schofield Jr.
41*

Friday 27

Saturday 28

Memoranda

DECEMBER 1946

Sunday 29

Monday 30

Tuesday 31

Memoranda

ADDRESSES

Mr. R. J. 26 (0745)
2nd St. W. D.

Mr. R. J. 26 (0745)
2nd St. W. D.

ADDRESSES

Kmas 1946:

46: G - P N 6 (ans 5)
 47: C...
 48: re fr # 20
 49: of ... + ...
 50: both ... 454-46
 51: ...
 52: ...
 53: ...
 54: ...
 55: ...
 56: ...
 57: ...
 58: ...
 59: ...
 60: ...

61: 2...
 62: 2...
 63: 5...
 64: 2... (2...)
 65: 2...
 66: ...

ADDRESSES

CALENDAR 1945

JANUARY							JULY						
S	M	T	W	T	F	S	S	M	T	W	T	F	S
...	1	2	3	4	5	6	1	2	3	4	5	6	7
7	8	9	10	11	12	13	8	9	10	11	12	13	14
14	15	16	17	18	19	20	15	16	17	18	19	20	21
21	22	23	24	25	26	27	22	23	24	25	26	27	28
28	29	30	31	29	30	31

FEBRUARY							AUGUST						
S	M	T	W	T	F	S	S	M	T	W	T	F	S
.....	1	2	3	1	2	3	4
4	5	6	7	8	9	10	5	6	7	8	9	10	11
11	12	13	14	15	16	17	12	13	14	15	16	17	18
18	19	20	21	22	23	24	19	20	21	22	23	24	25
25	26	27	28	26	27	28	29	30	31

MARCH							SEPTEMBER						
S	M	T	W	T	F	S	S	M	T	W	T	F	S
.....	1	2	3	1
4	5	6	7	8	9	10	2	3	4	5	6	7	8
11	12	13	14	15	16	17	9	10	11	12	13	14	15
18	19	20	21	22	23	24	16	17	18	19	20	21	22
25	26	27	28	29	30	31	23	24	25	26	27	28	29
.....	30

APRIL							OCTOBER						
S	M	T	W	T	F	S	S	M	T	W	T	F	S
1	2	3	4	5	6	7	1	2	3	4	5	6
8	9	10	11	12	13	14	7	8	9	10	11	12	13
15	16	17	18	19	20	21	14	15	16	17	18	19	20
22	23	24	25	26	27	28	21	22	23	24	25	26	27
29	30	28	29	30	31

MAY							NOVEMBER						
S	M	T	W	T	F	S	S	M	T	W	T	F	S
.....	1	2	3	4	5	1	2	3
6	7	8	9	10	11	12	4	5	6	7	8	9	10
13	14	15	16	17	18	19	11	12	13	14	15	16	17
20	21	22	23	24	25	26	18	19	20	21	22	23	24
27	28	29	30	31	25	26	27	28	29	30

JUNE							DECEMBER						
S	M	T	W	T	F	S	S	M	T	W	T	F	S
.....	1	2	1
3	4	5	6	7	8	9	2	3	4	5	6	7	8
10	11	12	13	14	15	16	9	10	11	12	13	14	15
17	18	19	20	21	22	23	16	17	18	19	20	21	22
24	25	26	27	28	29	30	23	24	25	26	27	28	29
.....	30	31

CALENDAR 1947

JANUARY							JULY						
S	M	T	W	T	F	S	S	M	T	W	T	F	S
.....	1	2	3	4	1	2	3	4	5
5	6	7	8	9	10	11	6	7	8	9	10	11	12
12	13	14	15	16	17	18	13	14	15	16	17	18	19
19	20	21	22	23	24	25	20	21	22	23	24	25	26
26	27	28	29	30	31	27	28	29	30	31

FEBRUARY							AUGUST						
S	M	T	W	T	F	S	S	M	T	W	T	F	S
.....	1	1	2
2	3	4	5	6	7	8	3	4	5	6	7	8	9
9	10	11	12	13	14	15	10	11	12	13	14	15	16
16	17	18	19	20	21	22	17	18	19	20	21	22	23
23	24	25	26	27	28	24	25	26	27	28	29	30
.....	31

MARCH							SEPTEMBER						
S	M	T	W	T	F	S	S	M	T	W	T	F	S
.....	1	1	2	3	4	5	6
2	3	4	5	6	7	8	7	8	9	10	11	12	13
9	10	11	12	13	14	15	14	15	16	17	18	19	20
16	17	18	19	20	21	22	21	22	23	24	25	26	27
23	24	25	26	27	28	29	28	29	30
30	31

APRIL							OCTOBER						
S	M	T	W	T	F	S	S	M	T	W	T	F	S
.....	1	2	3	4	5	1	2	3	4
6	7	8	9	10	11	12	5	6	7	8	9	10	11
13	14	15	16	17	18	19	12	13	14	15	16	17	18
20	21	22	23	24	25	26	19	20	21	22	23	24	25
27	28	29	30	26	27	28	29	30	31	...

MAY							NOVEMBER						
S	M	T	W	T	F	S	S	M	T	W	T	F	S
.....	1	1
2	3	4	5	6	7	8	2	3	4	5	6	7	8
9	10	11	12	13	14	15	9	10	11	12	13	14	15
16	17	18	19	20	21	22	16	17	18	19	20	21	22
23	24	25	26	27	28	29	23	24	25	26	27	28	29
.....	30

JUNE							DECEMBER						
S	M	T	W	T	F	S	S	M	T	W	T	F	S
1	2	3	4	5	6	7	1	2	3	4	5	6
8	9	10	11	12	13	14	7	8	9	10	11	12	13
15	16	17	18	19	20	21	14	15	16	17	18	19	20
22	23	24	25	26	27	28	21	22	23	24	25	26	27
29	30	28	29	30	31