

## **Historic, archived document**

Do not assume content reflects current scientific knowledge, policies, or practices.



1  
F767T  
Ed. 3

UNITED STATES  
DEPARTMENT OF AGRICULTURE  
LIBRARY



BOOK NUMBER

1  
F767T  
Ed. 3

667986

1  
F 767 J  
Ed. 3

U. S. DEPARTMENT OF AGRICULTURE

FOREST SERVICE

WILLIAM B. GREELEY, FORESTER

---

TIMBER DEPLETION, LUMBER PRICES, LUMBER  
EXPORTS, AND CONCENTRATION OF  
TIMBER OWNERSHIP

---

REPORT ON SENATE RESOLUTION 311

(THIRD EDITION)

By

THE FOREST SERVICE  
U. S. DEPARTMENT OF AGRICULTURE

---

JUNE 1, 1920



UNITED STATES  
GOVERNMENT PRINTING OFFICE  
WASHINGTON  
1928



99.76  
w39  
ed.3

U. S. DEPARTMENT OF AGRICULTURE  
FOREST SERVICE  
WILLIAM B. GREELEY, FORESTER

---

TIMBER DEPLETION, LUMBER PRICES, LUMBER  
EXPORTS, AND CONCENTRATION OF  
TIMBER OWNERSHIP

---

REPORT ON SENATE RESOLUTION 311

(THIRD EDITION)

By

THE FOREST SERVICE  
U. S. DEPARTMENT OF AGRICULTURE

---

JUNE 1, 1920



UNITED STATES  
GOVERNMENT PRINTING OFFICE  
WASHINGTON  
1928

## TABLE OF CONTENTS.

	Page.		Page.
Letters of transmittal	3	Steady progress of forest depletion—Continued.	
Effects of scarcity and high prices of forest products upon representative industries	7	Newsprint supplies	27
General building and construction	7	The facts as to depletion	27
Farming	8	Alaskan supplies of pulp wood	28
The railroads	8	The movement of prices	29
The furniture industry	9	Naval stores supplies	29
The veneer industry	9	Development of the industry	29
The handle industry	10	Remaining supplies	29
The vehicle and agricultural implement industries	10	Methods of exploitation	30
The newspapers	11	Depletion and prices	30
The situation summarized	11	Original and present forests of the United States	31
Abnormal conditions in relation to present scarcity and high prices	12	Original forest area	31
Steady progress of forest depletion	13	Present forest area	32
Forest depletion and migration of the lumber industry	13	Saw-timber stands	32
Basis for data	14	Total stand	34
New England	14	Location of requirements with reference to production and supplies	35
The growth and decline of the lumber industry	14	Future trends in requirements	36
Original and remaining forests	15	Depletion and growth	37
Area	15	Present depletion and growth	37
Stand	15	Possible growth	39
The annual drain upon the forest	16	Forest depletion and lumber prices	40
The annual growth	16	Price changes and regional depletion	40
Growth compared with cut	16	Eastern softwood markets	40
The life of the industry	16	Middle western markets	43
Present and future consumption of lumber in New England	16	Eastern hardwood markets	46
New York	16	Plentiful and depleted species	47
Pennsylvania	17	Prices in depleted or nonforested versus forested regions	49
The Lake States	17	Prices and costs of production and distribution	50
Growth and decline of the lumber industry	17	Mill prices and production costs	50
White pine	17	Pacific coast	50
Hemlock	17	Inland Empire	52
The northern hardwoods	17	Southern pine States	52
Original and remaining stand and rate of cut	17	Wholesale costs and profits	52
Lower Peninsula of Michigan	18	Transportation	53
Wisconsin and Upper Peninsula of Michigan	18	Retail prices and costs	53
Minnesota	18	The upward movement of prices	53
Condition of the remaining supplies	18	Distribution of price increase	55
The annual drain upon the forest	18	Retail profits	55
Lumber cut compared with total cut	18	Lumber prices unjustified by production and distribution costs	55
Deterioration of the forest	19	Price control	57
The annual growth	19	Some specific effects of regional depletion on prices	57
Growth compared with cut	19	Summary of principal price conclusions	58
The life of the industry	19	Lumber exports and timber depletion	59
Present and future consumption of lumber in the Lake States	19	Lumber exports before and during the war	59
The southern yellow-pine region	19	Probable developments in lumber exports	59
The growth and decline of the yellow-pine industry	19	Effects of exports upon domestic timber supplies	59
The original and the present pine forests of the South	19	Imports of forest products	60
Total merchantable stand	20	Export trade policy	61
Annual drain upon the forests	20	Concentration in timber ownership, manufacture, and marketing	62
The annual growth	20	Concentration of timber ownership in 1910	62
Cut and growth contrasted	20	Timber ownership in the Northeast	62
Deterioration of the forest	20	Ownership of softwood timber in the Southern States	62
Change to inferior species	21	Ownership of hardwood timber	62
The lesson of the South Atlantic States	21	Timber ownership in the Lake States	63
Life of the yellow-pine industry	21	Timber ownership in Idaho	63
Reduction of the output	21	Timber ownership in Washington and Oregon	63
Present and future consumption of lumber in the South	21	Timber ownership in California	64
Cypress regions	22	Changes in timber ownership from 1913 to 1918	64
The Rocky Mountain region	22	A summary of the present situation as to timber ownership	65
Development of the lumber industry	22	Concentration tendencies in lumber manufacture and marketing	66
Original and present stand	22	The creation of large operating groups of affiliated sawmills	66
The annual drain upon the forests	22	Greater financial strength of the lumber industry	66
Annual growth	22	Concentration of lumber marketing	67
Cut compared with growth	22	Development of trade associations	67
Local needs	23	Effects of timber depletion upon concentration	68
The future of the lumber industry	23	Forest depletion the fundamental problem	70
Pacific coast	23	Cumulative effects of timber depletion	70
Growth of the lumber industry	23	Timber depletion and lumber prices	70
Original and remaining forests	23	Idle forest land	70
Growth and depletion	24	A national forestry policy	70
Life of the industry	24	The Federal legislation needed	71
The Southern Appalachian hardwoods	25	Cooperation with States in fire protection and forest renewal	71
Growth and decline of lumbering	25	The extension and consolidation of Federal forest holdings	71
The original forest	25	The reforestation of denuded Federal lands	72
The remaining stand	25	A study of forest taxation and insurance	72
Lumber cut and total cut	25	The survey and classification of forest resources	72
Deterioration of the forest	25	Current appropriations for forest research	72
The duration of the cut of old growth	25	The State legislation needed	72
Effect of depletion upon selected industries	26	Fire prevention and reforestation of private lands	72
The annual growth	26	State and municipal forests	73
Growth compared with cut	26	Taxation of forest lands	73
Importance of the Southern Appalachians in the future	26		
lumber supply of the country	26		
Hardwoods of the lower Mississippi Valley	26		
Area and stand	26		
Development of the lumber industry	26		
Growth and depletion	27		
The future of the region	27		



## LETTERS OF TRANSMITTAL.

JUNE 1, 1920.

The PRESIDENT OF THE UNITED STATES SENATE.

SIR: I have the honor to submit herewith a report on forest depletion in the United States, prepared by the Forest Service in this department pursuant to Senate resolution 311.

This resolution requests information on:

1. The depletion of timber in the United States.
2. The effects of timber depletion upon the high cost of materials.
3. The effects of lumber exports upon domestic industries.
4. The effects of depletion upon the concentration of timber ownership and manufacture and the relation of such concentration to the public welfare.

The outstanding facts reported by the Forest Service are:

(1) That three-fifths of the original timber of the United States is gone and that we are using timber four times as fast as we are growing it. The forests remaining are so localized as greatly to reduce their national utility. The bulk of the population and manufacturing industries of the United States are dependent upon distant supplies of timber as the result of the depletion of the principal forest areas east of the Great Plains.

(2) That the depletion of timber is not the sole cause of the recent high prices of forest products, but is an important contributing cause whose effects will increase steadily as depletion continues.

(3) That the fundamental problem is to increase the production of timber by stopping forest devastation.

The virgin forests of the United States covered 822 million acres. They are now shrunk to one-sixth of that area. All classes of forest land, including culled, burned, and cut-over areas, now aggregate 463 million acres, or a little more than one-half of our original forests. Of the forest land remaining and not utilized for farming or any other purpose, approximately 81 million acres have been so severely cut and burned as to become an unproductive waste. This area is equivalent to the combined forests of Germany, Denmark, Holland, Belgium, France, Switzerland, Spain, and Portugal. Upon an enormous additional area the growth of timber is so small in amount or of such inferior character that its economic value is negligible.

The merchantable saw timber remaining in the United States is estimated roughly at 2,215 billion board feet, something less than three-fourths of which is virgin stumpage. The rest is second growth of relatively inferior quality. About one-half of the timber left is in the three Pacific Coast States, and over 61 per cent is west of the Great Plains. A little over one-fifth of the timber left in the country, or 460 billion board feet, is hardwoods.

There is now consumed or destroyed annually in the United States 56 billion board feet of material of saw timber size. The total yearly consumption of all classes of timber is about 26 billion cubic feet. Our depleted forests are growing less than one-fourth of this amount. The United States is not only cutting heavily into its remaining virgin forests every year, but is also using up the smaller material upon which our future supply of saw timber depends much more rapidly than it is being replaced.

The two striking effects of timber depletion already apparent are:

(1) The injury to large groups of wood users and to many communities resulting from the exhaustion of the nearby forest regions from which they were formerly supplied; and

(2) The shortage of timber products of high quality.

Less than 5 per cent of the virgin forests of New England remain, and the total stand of saw timber in these States is not more than one-eighth of the original stand. New York, once the leading State in lumber production, now manufactures only 30 board feet per capita yearly, although the requirements of its own population are close to 300 board feet per capita. The present cut of lumber in Pennsylvania is less than the amount consumed in the Pittsburgh district alone. The original pine forests of the Lake States, estimated at 350 billion feet, are now reduced to less than 8 billion feet, and their yearly cut of timber is less than one-eighth of what it used to be. These four densely populated regions, containing themselves very large areas of forest land, are now largely dependent upon timber grown and manufactured elsewhere and are becoming increasingly dependent upon timber which must be shipped the width of the continent.

The bulk of the building lumber and structural timbers used in the Eastern and Central States during the last 15 years was grown in the pine forests of the South. The virgin pine forests of the South Atlantic and Gulf States have been reduced from about 650 billion board feet to about 139 billion feet. The production of yellow-pine lumber is now falling off and within ten years will probably not exceed the requirements of the Southern States themselves.

The United States at one time contained the most extensive temperate zone hardwood forests in the world. One region after another has been cut out. The production of hardwood products on the past scale can not be long continued. The scarcity of high-grade oak, poplar, ash, hickory, walnut, and other standard woods is now placing many American industries in a critical condition.

The depletion of forest resources is not confined to saw timber. Since 1909, the country has ceased being self-supporting in newsprint paper and now imports two-thirds of the pulp, pulp wood, or newsprint which we require. This condition is due in part to timber depletion, in part to failure of the paper industry to expand in our western forest regions as the lumber industry has expanded. In 1919 the production of turpentine and rosin had fallen off 50 per cent. Within ten years the United States will lose its commanding position in the world's market for these products and may in time be unable to supply its domestic requirements.

The termination of the war found the lumber industry with depleted stocks. Production during the war had been much less than normal on account of shortages of labor and equipment and embargoes on transportation. A large part of the lumber produced had been taken by the Government for war purposes. During the same time, the normal construction of dwellings and industrial structures and the use of lumber in many manufacturing industries had been greatly curtailed. Following the war, these pent-up demands were released. They caught the lumber industry not only with its stocks short and broken from war conditions but unable, on account of labor difficulties,

lack of freight cars, and bad weather in important producing regions, to respond rapidly with increased production. Aside from the general causes affecting prices of most commodities, the expansion of credit accompanied by currency inflation and the wave of speculation and extravagance, an "auction" lumber market would no doubt have resulted from the frenzied competition of buyers to obtain the limited stocks available, wholly inadequate to satisfy current demands.

Under the combined influence of the general conditions making for high prices and this situation in the lumber industry itself, prices rose to unprecedented limits. In March, 1920, average mill prices in the South and West had increased 300 per cent and more over the prices received in 1914, and average retail prices in the Middle West showed increases ranging from 150 to 200 per cent. In the case of high quality hardwoods and other specialized products, the average advance in eastern wholesale markets was from 200 to 250 per cent, and the demand at this advance was still unsatisfied.

The timber market has been more unstable than ever before in our history. Many industries have been unable to secure their supplies of timber at any price. The output of certain entire industries has been reduced as much as 50 per cent. Middlemen and manufacturers of wooden commodities have been able to pass on to the consumer and even augment any price they might pay. Necessities have fared worse than luxuries. The ramifications of lumber shortages and high prices are limitless and have affected seriously practically our entire population.

Obviously these lumber prices bear no relation to the cost of production and distribution. While the costs of production in the lumber industry have at least doubled as compared with 1916, lumber prices have much more than doubled and have become wholly disproportionate to operating costs. Excessive profits have been made by the industry. The division of these profits between manufacture and distribution has varied in accordance with circumstances and the ability of the various elements in the industry to dominate the situation. That prices have been too high is recognized by the best thought in the industry, and some manufacturers have sought to stabilize the market.

The depletion of timber in the United States has not been the only cause of these excessive prices on forest products, but has been an important contributing cause. It has led to the migration of both the softwood and hardwood lumber industries from region to region and each is now cutting heavily into its last reserves. The exhaustion of timber in near-by forest regions has compelled many large lumber consuming centers to import their supplies from greater and greater distances. The wholesale prices on upper grades of softwood lumber in New York were from \$20 to \$25 per thousand prior to 1865 when mills in the same State supplied this market, from \$35 to \$45 between 1865 and 1917 when most of the supply came from the Lake States and the South, and are now entering a general level of \$130 a thousand feet with a large part of the material coming from the Pacific coast. In the Middle West, the building grades of white pine lumber cut in Michigan, Wisconsin, and Minnesota, retailed at \$15 to \$20 per thousand feet prior to 1900. As lumber from the Lake States became exhausted and southern pine took over this market, the retail prices rose to a level of \$25 to \$35 per thousand feet. The replacement of southern pine by West Coast timbers now in progress is initiating a new price level of about \$80 to \$85 per thousand feet. The increased cost of transportation is but one factor in these new price levels, but it is an important one. The freight bill on the average thousand feet of lumber used in the United States is steadily increasing as the sawmills get farther and farther away from the bulk of the lumber users.

Much information is available to show the disadvantages of the lumber consumer in regions whose near-by forests have been exhausted. Retail prices in the Ohio Valley, for example, on certain grades exceed retail prices on the identical grades in Oregon in some instances by as much as \$50 per thousand board feet after allowing for all transportation costs. The curtailment of lumber output in the eastern regions not only has compelled the average consumer to pay more for freight but has enhanced the effects of congestion in transportation and of climatic and other factors limiting the production in regions which still support a large lumber industry. It has restricted opportunity for competition and thereby increased the opportunity of the lumber manufacturer or dealer to auction his stocks for higher prices. In other words, the effects of forest depletion can not be measured in terms of the total quantity of timber remaining. Its injury is felt particularly through the steady process of regional exhaustion. Our remaining timber is so localized that its availability to the average user of wood is greatly reduced. Particularly does such a restricted location of the timber supplies assume a serious national aspect in the face of transportation congestion and inadequate transportation facilities such as the United States is now experiencing. Had the forests and forest industries of the Eastern States still existed, the opportunities for regional competition in supplying the lumber markets and the wider distribution of lumber transport undoubtedly would have afforded a curb upon rising prices which did not exist in 1919.

The export trade in lumber does not have a serious bearing upon timber depletion from the standpoint of quantity, but does have an important bearing upon the duration of our limited supply of high-grade timber, particularly of hardwoods. The exports of high-grade oak, walnut, hickory, ash, and other woods essential to many industries in the United States which now seem probable will further enhance the shortage of such products for the domestic market and the tendencies already evident toward sustained high prices. On the other hand, the United States imports from Canada about two-thirds of its total consumption of newsprint or newsprint materials. The effects of our export trade in lumber should be considered from the standpoint of the specific timber grades or products whose depletion is most imminent and threatening to American industries.

The concentration of timber ownership has not changed materially since the exhaustive report made upon this subject by the Bureau of Corporations in 1910. One-half of the privately owned timber in the United States is held by approximately 250 large owners, the ownership of the remaining timber being very widely distributed. The tendency toward the acquisition and speculative holding of timber beyond operating requirements has been checked, and the present tendency is toward the manufacture of large timber holdings. At the same time the lumber industry, particularly in the Western States, is going through a partial reorganization into larger operating and marketing groups. In this there is a tendency for small mills to disappear and small timber holdings to be blocked into larger ones adapted to extensive lumber manufacture. While there is still a large number of individual timber owners and of sawmills operating as separate units, the larger interests are acquiring a more dominant place in lumber manufacture in the West. It is to be expected that these large interests or groups will maintain, as time goes on, a fairly constant supply of timber for their manufacturing plants by acquiring smaller holdings. No information is at hand which would justify a conclusion that monopolistic conditions on any general scale have grown out of this situation. There are many instances to the contrary. On the other hand, the degree of control of the timber remaining in the United States exercised by a comparatively small number of large interests will steadily increase as timber depletion continues, approaching a natural monopoly in character, and this control will extend particularly to the diminishing supply of high-grade material.

In 1918 our per capita consumption of lumber was about 300 board feet. The homes and industries of the United States require at least 35 billion feet of lumber yearly, aside from enormous quantities of paper and other products of the forest. A reduction in the current supply of lumber below this figure would seriously curtail our economic development. Appreciable increases in lumber imports are not possible except at excessive prices. We can not afford to cut our per capita use of lumber to one-half or one-third the present amount—

to the level of European countries where lumber is an imported luxury. We must produce the great bulk of the timber which we need ourselves and we have the resources for doing so.

The solution of the problem presented by forest depletion in the United States is a national policy of reforestation. Increased and widely distributed production of wood is the most effective attack upon excessive prices and monopolistic tendencies. Depletion has not resulted from the use of forests but from their devastation, from our failure, while drawing upon our reservoirs of virgin timber, to also use our timber-growing land. If our enormous areas of forest growing land, now idle or largely idle, which are not required for any other economic use, can be restored to timber growth, a futuro supply of forest products adequate in the main to the needs of the country will be assured.

I therefore most earnestly request your consideration of the practical measures proposed in the accompanying report for putting a stop to forest devastation and restoring our idle land to timber production. I would emphasize especially the immediate urgency of legislation (1) which will permit effective cooperation between the Federal Government and the several States in preventing forest fires and growing timber on cut-over lands, and (2) which will greatly extend the National Forests. Enlargement of the National Forests offers immediate relief. On these publicly administered areas high quality timber can be grown and utilized to the maximum advantage; regrowth will follow cutting; and, under the regulations of the Forest Service, the disposal of timber will foster competitive conditions in the lumber industry. These steps are the foundation of an effective national policy for insuring a permanent and adequate supply of timber.

Concurrently with these measures, a comprehensive survey of the forest resources of the United States should be made.

Respectfully yours,

E. T. MEREDITH, *Secretary.*

JUNE 1, 1920.

The honorable the SECRETARY OF AGRICULTURE.

SIR: I transmit herewith a report on forest depletion and related questions which has been prepared by the Forest Service in response to Senate resolution 311. The existing quantities and current growth of a resource so great in extent and so widely distributed as wood can not be stated in exact terms. To obtain strictly accurate and final data on these subjects would require an exhaustive field study covering at least two years. In order, however, to present the situation as clearly and concretely as possible, I have felt it desirable to use the best quantitative data available, recognizing that much of it is but tentative or approximate in character.

A large number of men in the Forest Service have participated in assembling and compilation; but the report is principally the work of Assistant Forester Earle H. Clapp, in charge of the Branch of Research.

Respectfully,

W. B. GREELEY, *Forester.*

#### PREFATORY NOTE TO SECOND EDITION.

For greater clearness, in reprinting this report figures 10 and 14 have been enlarged, and in consequence the paging from page 36 to the end has been altered. No change has been made in the text of the report, except for the correction of one sentence on page 43 of the second edition.



# TIMBER DEPLETION, LUMBER PRICES, LUMBER EXPORTS, AND CONCENTRATION OF TIMBER OWNERSHIP.

## REPORT ON SENATE RESOLUTION 311.

The following report is submitted in compliance with Senate resolution 311 (66th Cong., 2d sess.), introduced by Senator Capper and considered and agreed to by the Senate on February 21, 1920. The resolution provides:

Whereas it has been reported that the forest resources of the United States are being rapidly depleted, and that the situation is already serious and will soon become critical; and Whereas these alleged facts are either largely unknown to the public or are in dispute: Therefore be it

*Resolved*, That the Secretary of Agriculture be, and he is hereby, directed to report to the Senate on or before June 1, 1920, on the following matters, using what information the Forest Service now has available, or what may be obtained readily with its existing organization:

1. The facts as to the depletion of timber, pulp wood, and other forest resources in the United States.

2. Whether, and to what extent, this affects the present high cost of materials.

3. Whether the export of lumber, especially of hardwoods, jeopardizes our domestic industries.

4. Whether this reported depletion tends to increase the concentration of ownership in timberlands and the manufacture of lumber, and to what extent; and if such concentration exists, how it affects or may affect the public welfare.

A comprehensive and fully adequate report on these matters would require an exhaustive survey of the forest resources of the country, their ownership, the industries dependent on them, and the general related economic conditions. No such survey has ever been made. Nevertheless, data already available or secured throw much light on the subjects of inquiry.

Depletion and the effect of depletion on prices are so interrelated that sections 1 and 2 of the resolution are considered together.

## EFFECTS OF SCARCITY AND HIGH PRICES OF FOREST PRODUCTS UPON REPRESENTATIVE INDUSTRIES.

To illustrate the general situation, the salient facts regarding a few representative industries are first presented. They are chosen because of the extent of their raw material demands, their basic character industrially, and the way in which they touch, directly or indirectly, the life of our entire population. They are: General building and construction, farming, the railroads, the furniture, veneer, handle, vehicle, and agricultural implement industries, and the newspapers.

A shortage in housing accommodations that is almost worldwide has brought home vividly the close relation of building to the comfort, health, and general welfare of the public. When for any reason construction falls below normal, overcrowding, high rents, lowered standards of living, and other evils follow. Therefore first place will be given to a discussion of conditions in the general building and construction industry.

### GENERAL BUILDING AND CONSTRUCTION.

More lumber is used in the United States for general building and construction than for any other purpose. In normal years probably 28 billion board feet is used in this way out of an average annual cut of 40 billion.

For the five years before the war, 1910-14, the average annual building bill of the country shown by building permits was approximately \$670,000,000. After dropping to \$445,549,493 in 1918, it rose in 1919 to \$1,326,936,702; but with building costs increased 100 per cent or more, actual construction did not much, if any, exceed the prewar average. Apparently all construction work in the United States is behind requirements, but the deficit is greatest in dwelling houses.

The building permits issued in 21 cities of various sizes widely distributed over the country show that, in values, housing construction formed 36 per cent of all building in 1913, 21 per cent in 1918, and 27 per cent in 1919. Housing construction in 1913 was exceeded in 1918 in only two of the 21 cities, and in 1919 in only 6, in spite of the "build-a-home" campaign. The falling off in house construction generally appears to have been par-

ticularly marked since the latter part of 1919, when the greatest upward movement of lumber prices began.

The United States Housing Corporation states that normally 30 per cent of the number of buildings constructed are dwellings; that in 1919 dwellings were only 15 per cent; that 1,000,000 families in the United States desired houses even before the war; that the shortage has since increased very rapidly; that there were but 70,000 houses built in 1919, when to have met the requirements there should have been 500,000; and that in 1890 an average of 110½ families occupied 100 homes, but to-day 121 families occupy 100 homes. The construction of houses in 1918 was less than in 1919.

A part of the reason for delayed house construction, particularly in the latter part of 1919 and in 1920, is abnormally high lumber prices. The Pittsburgh home builder of 1913 paid \$27 per thousand board feet for his No. 1 common dimension 2 by 4 framing \$72 in 1920. Sheathing lumber, No. 2 common yellow pine, cost him \$26 in 1913 and \$80 in 1920. Yellow-pine finishing lumber increased from \$42 to \$140. If he used plain oak finish instead of southern pine, he paid \$85 in 1913 and \$260 in 1920. Yellow-pine siding rose from \$36 to \$120, B and better flat-grain flooring from \$38 to \$142. Plain oak flooring cost in 1913 \$70 per thousand feet and in 1920 \$290, and quartered oak rose in the same period from \$102 to \$352.

The total cost of houses has increased proportionately. A frame house built in Washington, D. C., in 1917 for \$6,250 is now being duplicated from original plans at a cost of \$12,250. A St. Paul architect reports that a house was built for \$4,240 in 1915, not including plumbing, heating, and wiring, and that a house built from the same plans in October, 1919, cost \$7,724, while for identical plans in February, 1920, the cost rose to \$11,820, or 179 per cent over the 1915 price. The lumber and millwork costs in 1920 were \$5,039, or \$799 more than the total cost of the house in 1915. All of the items increased in 1920 over 1915, but with the exception of an insignificant item for a bond the percentage increases for lumber (304 per cent) and millwork (222 per cent) were the highest. On a six-room frame

house built in Washington, D. C., for \$4,771.60 in 1913 bids on identical plans in May, 1920, total \$11,465.50.

The lumber for a ready-cut, one-story, five-room house which was listed at \$883 in 1915 had been raised to \$3,272 in April, 1920, a total increase of 270 per cent. Another company dealing in ready-cut houses listed the material for a two-story seven-room house at \$1,995 in 1915 and now lists it at \$5,606.90, an increase of 181 per cent.

Lumber prices alone do not tell the whole story. The person who builds a house faces a series of difficulties in securing his materials; delays, many of which enter materially into increasing costs; many of the grades desired, particularly the better grades, can not be secured easily, sometimes not at all. Very often the lumber secured is not properly dried and comparatively inferior and unsatisfactory construction results. This situation, combined with delays in securing materials, labor difficulties, etc., makes the construction of a dwelling house a highly uncertain and speculative venture, takes it entirely out of the reach of large numbers of people, and leads to a gradual lowering of standards of living. Classes of industrial construction which can go forward regardless of uncertainties and costs are able to pay lumber prices which the ordinary home builder can not afford and increase the element of speculation in the business of building houses for sale or rental.

### FARMING.

Farms consume a very large aggregate of construction lumber. Cheap high-grade building material aided powerfully in the rapid development of farm lands. The Middle West, for example, was built up largely with the output of white pine lumber from the Lake States. In the eighties first quality white pine lumber such as can now hardly be found in any market in the United States commonly retailed throughout the Middle West for \$15 to \$20 per thousand feet. In February, 1920, the farmer in Kansas paid \$70 per thousand for yellow pine framing and about the same for Douglas fir. For No. 2 common lumber suitable for temporary sheds and rough construction, either fir or southern pine, he paid \$72.50. B and better yellow pine finishing lumber for house construction cost \$147.50. Silo stock cost \$185.

To ascertain the effect of present lumber prices and shortages upon the farming industry, questionnaires were sent to a large number of agricultural county agents employed cooperatively by the Federal Government and the States in 33 States lying east of the Rocky Mountains, and similar questionnaires were also sent to a large number of retail lumber dealers supplying country trade in seven Middle Western States.

County agents throughout practically this entire territory report a marked suspension in new construction and even in farm improvements and repairs requiring lumber. Out of some 250 counties in 32 States only about half a dozen agents reported more building than in the past. New building is reported as going on normally or in excess of normal in only 10 out of every 100 counties, and this in regions of exceptional prosperity. In the Prairie States, from Illinois north and west, repairs are reported by lumber dealers as deferred to an extent of about 32 per cent, and new construction as somewhat less than 50 per cent of normal. The average yearly amounts of lumber sold per yard in farming districts of Nebraska and Kansas were slightly more in 1919 than in 1917 or 1918, but below the pre-war average of 1910 to 1915. The widespread deferment of building is almost uniformly laid to a combination of high lumber prices and shortages of labor.

Lumber dealers for several of the Middle Western States report lumber stocks on hand as above normal. This is to guard against delayed shipments, to be able to supply anticipated increase in demands, etc. Apparently throughout much of the region covered supplies could usually be secured in the

desired amount and quality if prices could be paid. Locally, however, the pronounced changes in lumber distribution of the past year have apparently made it difficult to secure desired materials and qualities without delay. The difficulties were greater with the better grades than with common lumber, and they occurred even in the heart of the manufacturing district in the South, because of excessive demands and competition for this class of material.

An attempt was made also to get at normal and probable future lumber requirements of the farming industry. The estimates of county agents indicate an average annual utilization per farm unit of about 2,000 board feet. For practically the entire region covered an increased future demand for lumber is predicted in order to take care of improvements looking toward better equipment and improved living conditions, provision for increasing population, and the development of new farm units. This is important, in the face of falling lumber production in all parts of the country except the extreme West.

Eighty per cent of the county agents report that the extremely high prices of lumber are placing a handicap on farm development and the production of crops and live stock. The most serious effect reported appears to prevail throughout the sparsely timbered regions, where in cases of emergency the farmer is not able to secure supplies from the farm woodland. Live-stock raising and dairying seem to be the hardest hit, because of the large barn equipment and shelter necessary. It is reported that heavy losses of implements and crops are resulting from lack of proper storage facilities. In some of the newer sections it is even reported that farmers who have not yet reached a stable financial basis are leaving the land because of the cost of new construction. It is reported from all parts of the territory covered that present conditions are tending to lower the standards of living and to make it more difficult to hold on the farm the farmer's own children and desirable classes of labor.

### THE RAILROADS.

The normal demand for railroad ties is somewhere between 100 million and 125 million annually. In 1918, however, purchases were slightly under 77,500,000 and in 10 months of 1919 were slightly over 84,500,000. During the war and the period of Government supervision of the railroads extensions could not be made, and improvements were necessarily confined to those of an urgent character. Lumber purchases were therefore at a minimum. Even under such a policy of retrenchment railroad purchases of saved materials, excluding hewn railroad ties, telephone poles, etc., aggregated approximately  $4\frac{1}{2}$  billion feet, or 14 per cent of the total lumber cut of the country for 1918.

That there have been profound changes in the lumber distribution from different regions during the past year is shown by the invasion of the Middle Western and Eastern States by Douglas fir ties. These are regions which in the past have been supplied with the standard oak tie cut immediately along the rights of way or with southern pine ties from the South. During 1919 orders amounting to nearly 100,000,000 board feet were placed for Douglas fir ties for eastern roads because of the uncertainty of securing adequate supplies along their rights of way and because of the excessive costs of local ties. Douglas fir ties are now said to be costing eastern roads from \$1.75 to \$2 each at their treating plants or on their rights of way. In other words, oak ties cut within a few miles of the right of way and bearing practically no charge in freight and southern pine ties are now being replaced by fir ties hauled overland across the continent or shipped through the Panama Canal.

To supply their general lumber requirements the railroads have obvious advantages in the purchase of lumber from mills along their lines, and increases in prices have been far less

pronounced than for other industries. During the last four years, however, the cost of lumber purchased has almost doubled, while the amounts have been reduced. Under the great financial burdens of readjustment and reconstruction following the war added costs of any important material delay even the most needed repairs and betterments and add to transportation difficulties, which react upon all industries and consumers. Uncertainty as to securing adequate supplies of desired materials at the time wanted has made it necessary for railroad companies in general to hold comparatively large surpluses, a tendency which serves to accentuate shortage for all purchasing industries. Railroads operating in the forest regions ordinarily carried a few years ago but from one to two weeks' supplies, since stocks could be replenished quickly. Other roads carried stocks sufficient to last several months. The timber roads are now carrying from 6 to 10 weeks' supplies and other roads sufficient to last from 6 to 9 months.

### THE FURNITURE INDUSTRY.

The furniture industry is one of a group of industries which utilize mainly high-grade hardwoods and have had much the same history. They began in the Northeast, where for many years the local supplies were ample for their needs. The waning of these supplies forced the industries westward, where they rapidly expanded in the last quarter of the nineteenth century, drawing mainly on the magnificent virgin hardwood forests of the Middle West. Within the last 15 or 20 years they have been forced to turn more and more from the depleted and vanishing stands of the States along the Ohio to the timber northward and southward. Their present sources of supply are very largely the remoter and more inaccessible portions of the Southern Appalachians and the lower Mississippi Valley. When these forests are cut out the industries will have exhausted practically their last large resources of old-growth timber.

Besides furniture the group includes the veneer, handle, vehicle, and agricultural-implement industries. These all compete among themselves for raw material.

Before the end of the summer of 1919 the demand for furniture had assumed such proportions that the normal production of the large factories during the current season had been almost wholly contracted for, with many retailers uncared for. The immediate result was a corresponding demand for lumber on the part of the furniture-manufacturing industry, which normally uses about 1½ billion feet, and is the largest consumer of high-grade hardwood timber in the United States. Hardwood lumber stocks following the war were low and have since gone to as low as half the normal; production has fluctuated downward to a minimum, in some districts of as low as 50 per cent of normal, so that it has been the practically universal experience of furniture manufacturers that desired supplies of raw material could be secured only with the greatest difficulty, particularly during the past six months.

The veneer situation has been equally bad; orders for sawn oak veneers are said to be 100 per cent greater than stocks, and sliced and rotary veneer equally difficult to secure. For this and other reasons production of furniture, in the face of unprecedented demands, is from 15 to 25 per cent below normal, and many factories face shut downs because of inability to secure raw materials. Individual furniture manufacturers bid against each other for the inadequate supplies of lumber and veneer available, while their industry competes with the automobile, musical instrument, and other manufacturers similarly situated. The only factories which are not having serious trouble in getting wood supplies seem to be the small plants which can get local timber and which make comparatively low-grade furniture.

Difficulties have been aggravated by lack of facilities in both the lumber and the furniture industries for artificial drying of

wood. In prewar practice hardwood lumber was ordinarily air seasoned for six to nine months before sale. Furniture dealers are now purchasing material practically green from the saw, involving heavy additional freight charges. While the uncertainty as to securing material and the need for a long drying period justify the carrying of larger stocks at the factory, it is reported that furniture manufacturers have on the average only about one-half of the stocks carried before the war. Supplies have been so limited and uncertain that lumbermen have refused to take contracts for their output at any specified price and have even refused to give buyers an option on any stated amount of lumber at market prices on delivery. Competition has become so keen that buyers have been ordered to secure lumber almost regardless of price.

Naturally prices have jumped under such competition. While there has been an increase during the past four years in practically every item entering into furniture production, the largest increase has been in the cost of lumber. Roughly, lumber costs increased about 200 per cent during the year 1919, and a total of 300 per cent since before the war. Something like 75 or 80 per cent of the raw material for furniture manufacture is lumber or plywood. Average prices paid by furniture factories on No. 1 common 4/4 red gum were in January, 1916, approximately \$27.50 per thousand board feet; in April, 1919, \$49.50; and in April, 1920, \$170. No. 1 common 4/4 sap gum rose from \$24 in January, 1916, to \$95 in April, 1920. No. 1 common 4/4 plain oak, another wood largely used in furniture making, during the same periods increased from \$37.50 to \$160. Quartered oak, firsts and seconds, 4/4 increased from \$90 in January, 1916, to \$310 in April, 1920; and No. 1 common 4/4 basswood, from \$29.50 in January, 1916, to \$125 in April, 1920. Wholesale veneer prices have risen in proportion; between January 1, 1916, and April 1, 1920, ¼ inch gum increased from \$16 to \$60, ½ inch and ¾ inch gum, from \$4 to \$16; ¼ inch poplar, from \$16 to \$65; and quartered white oak on the average, from \$17 to \$52 per thousand square feet.

Higher lumber prices are multiplied in retail prices of furniture. This may be illustrated by a single example. The lumber for a medium quality plain dresser cost \$2.72 in March, 1919, while in February, 1920, the same material cost \$7.65, an increase of practically \$5. Dealers are reported to add usually from 75 to 100 per cent to the factory price to cover their own selling costs and profit. An increase in lumber cost to the furniture manufacturer of \$5 adds from \$9 to \$10 to the retail price, and the purchaser of the dresser actually pays for the lumber which goes into it three or four times prewar prices.

Such conditions as have existed during the past year—and the lumber situation has been a material factor in this—have injected a very large speculative element into the furniture industry. In many cases the furniture maker is not sure of his lumber or what it will cost until the time of its delivery. He can neither plan future output nor estimate future costs. He safeguards his own interest through higher prices to the retail dealer, who, in turn, can be certain neither of the filling of orders nor of the cost of his stock until delivered. All of this uncertainty and speculative character encourages, and to some extent necessitates, increased prices all along the line, including finally the price to the consumer, who pays not only for increased costs but for business risks. Furthermore, purchasers, since they must pay high prices, demand high-grade furniture; and this, together with the widespread disappearance of local timber supplies, makes more and more difficult the position of the small factory producing comparatively low-priced furniture, and tends to centralize manufacture in the larger concerns.

### THE VENEER INDUSTRY.

Veneer manufacture is a rapidly growing industry which supplies furniture makers, manufacturers of musical instruments,

the automobile industry, box makers, etc. For high-grade veneer hardwoods are used almost exclusively. The industry consumes annually the equivalent of about 780 million board feet of high-grade material, the bulk of which can be secured only from virgin stands. The demand among hardwoods is chiefly for red gum and, second, for white oak. One section of the industry, which uses such northern hardwoods as maple, birch, and basswood, is located in the Lake States. As in the case of many other hardwood-using industries, the veneer industry has for some years been centered mainly in the Middle Western States. Supplies, at first local, are now largely in the South, and the main demand has been transferred from oak to gum.

The veneer situation is similar to that described for other forest products—short supplies, abnormal demands, and competition, in this case among such consumers as phonograph makers, manufacturers of other musical instruments, the automobile industry, and furniture manufacturers. As indicated in the preceding discussion on the furniture industry, wholesale veneer prices have increased from three to four times between January 1, 1916, and April 1, 1920.

Log prices have risen in proportion. Indiana white-oak logs, 20 inches and over in diameter, have increased during the same period from \$75 to \$200, and flitches from \$100 to \$300 per thousand board feet.

In general, there is only one-fourth of the normal supply of veneer flitches and logs in sight. Practically the only firms not experiencing extreme difficulty in securing supplies seem to be those factories which can still obtain local timber. In a few agricultural regions reserve stocks in farmers' wood lots have been drawn out by the current high prices. The scarcity of logs has compelled some factories to close down. Veneer and ply-wood production, while nearly normal in September, 1918, had fallen approximately to 80 per cent between January and March, 1919, to 60 per cent in November, to 50 per cent in December, and is now estimated at not over 40 to 50 per cent.

The veneer industry requires high-grade material. It takes practically clear logs, generally 16 inches and more in diameter at the small end. The industry must, for its higher-grade products, depend very largely upon the fine old timber found almost entirely in virgin stands. The general depletion of hardwood stands has made the industry, along with many others which accept only high-grade material, primarily dependent upon the only reserve of virgin hardwoods of any extent—the southern Mississippi Valley. Here logging operations have been seriously handicapped by adverse weather and other conditions, and as a result log supplies for the industry as a whole have fallen off 75 per cent. Veneer and ply-wood production have fallen off 50 per cent, wholesale prices have gone up from three to four times, and manufacturing concerns in the same and competing industries are bidding frantically against each other to secure the inadequate supplies of veneer stock available in order to meet their current demands. The consumer pays the full bill of increased log and veneer prices, and undoubtedly more, in the advancing prices charged for final products.

#### THE HANDLE INDUSTRY.

For the high-grade hickory and ash required by the handle industry no satisfactory substitute has yet been found, and these two woods make up about two-thirds of the total used. The supplies now come mainly from the South. Here the most accessible timber has been taken. The few large concerns maintain large and expensive organizations, which literally comb the country to secure material. More and more it is becoming necessary to work into the districts remote from transportation facilities. Practically the entire territory within which hickory is found in commercial quantities is thus covered.

In the case of ash the situation is said to be even more serious. The industry has preferred the denser northern upland ash for handles. The swamp-grown ash of the Mississippi bottom lands has a smaller percentage of the dense material and has been less sought up to the present time. This has greatly limited the area from which the wood has been secured. Ash in sufficient quantities to support the handle and other competing industries is practically gone, therefore, from the Middle Western States north of the Ohio. It is predicted by one man thoroughly familiar with conditions that five years more will practically see the finish of ash timber in any quantity in this section.

The demand for ash and hickory handles is so great that manufacturers can not meet requirements. The export demand is said to be even greater than before the war and American handles are being shipped to all parts of the world.

Average prices of handle material are practically unobtainable because of the great variety in which such material is purchased—logs, bolts, dimension sizes (split, hewn, and sawn), flitch, and plank. While prices quoted are from two to three times those which obtained before the war, manufacturers state that in practice they are paying any price necessary to get supplies. They find themselves in active competition with other industries requiring hickory and ash, and particularly with the manufacturers of automobile wheels.

Average wholesale prices of standard size hickory handles 36 inches long have advanced from \$1.20 per dozen in 1916 to \$2.50 per dozen in 1920. Retail prices, which were from 25 to 30 cents per handle in 1916, are now 50 cents.

One of the effects of the exhaustion of local timber is the gradual elimination of the small handle factory. When timber can no longer be secured locally, the only source of cheap supplies, large organizations become essential in order to cover a large territory. Without the necessary capital for this the small concern must give way to the large manufacturer. There is said to be a steady drift toward concentration of handle manufacture by large concerns and the disappearance of local industries.

#### THE VEHICLE AND AGRICULTURAL IMPLEMENT INDUSTRIES.

The vehicle and agricultural-implement industries compete for hickory and ash with the handle industry, and in addition use other hardwoods, such as oak, for which they must compete with such industries as the furniture makers. They are located mainly in the Middle West, but now derive most of their wood supplies from the South. A number of far-sighted organizations are said to have purchased more or less extensive hardwood tracts some years ago, from which they are now able to draw their wood supplies in part at least. For the remainder they depend on outside purchases.

To secure hickory, which occurs scatteringly over large areas, the vehicle and agricultural-implement industries ordinarily maintain extensive buying, logging, and milling organizations in the South. They draw upon every conceivable source—farmers' wood lots, small mills, large sawmills, and even specialized operations designed to secure hickory alone.

These concerns in general carry in stock about a two years' supply of special-dimension stock. Hardwood lumber prices have now gone so high that a number of them are making purchases in the open market only when prices do not exceed a prescribed maximum, and amounts secured have fallen to about one-quarter of their utilization. These industries have found in the case of farm implements that it is impossible to increase the prices of their products beyond a certain point without a marked falling off in sales. The result is that the material in the open market goes to the industries which are able to pass increased costs on to the consumer. Another result has been the withdrawal from the field of a number of purchasing organizations.



Practically the only case in the vehicle and implement industries in which the scale of buying has not been reduced is for automobile wheels and other automobile purposes. Here demand absorbs all the supply, is constantly becoming greater, and as yet there seems to be no limitation as to price. Makers of automobile wheels say that they can still get the material required if they make sufficient effort and pay the price, but it is necessary to go farther and farther away for it. A very careful analysis of cost data by one concern shows that the largest element in recent cost increases is securing special stocks such as hickory from remote and inaccessible regions.

The preceding discussion applies particularly to the large concerns. Small factories without large organization and outside connections for securing supplies are laboring under more serious difficulties, through the interruption of normal channels of distribution.

Material is secured practically green. Neither the lumber nor the vehicle industry is adequately equipped with kilns or the trained personnel to kiln-dry the refractory hardwoods in the large sizes used. Excessive losses, in some cases running as high as 40 per cent of the material and even higher, are reported. This is merely another phase of the situation hardly known outside of the industries most directly concerned, growing directly out of a shortage of supplies and aggravating the shortage still more.

The many inquiries received by the Forest Service from vehicle and implement makers asking for information on possible substitution for the woods used in vehicle making is merely another indication of the difficulties in getting supplies at the present time, and of uncertainty as to the future. Because of the trouble and uncertainty of securing hickory and the rapidly increasing prices, vehicle manufacturers are substituting steel where possible, even though this involves still higher prices.

### THE NEWSPAPERS.

High prices and serious difficulties as to supplies are by no means confined to lumber. The newsprint situation has been very much in the foreground, particularly since the middle of 1919. Practically the only newspapers in the United States, from the large metropolitan dailies to the small country newspapers published weekly, which have not experienced serious difficulties are those having long-term contracts or those fortunate enough to produce their own newsprint.

Under prewar conditions newsprint paper was contracted for on a yearly term basis at \$2 a hundred pounds or less. Contract prices during and since the war have risen to \$3.50, \$5, \$6, and at the present time even to \$7, and it has been reported that 75 per cent of the existing contracts provide for a price readjustment at the end of every three or six months. Prewar prices included freight; present prices do not. Few newspapers are now able to contract for their entire requirements. The smaller newspapers entirely and the larger papers to a very material extent must now depend upon the spot market, in which the full effects of competition for an inadequate supply are felt. In such competition there is full opportunity for speculation. Prewar spot market prices of about \$2 have risen rapidly, particularly since January, 1920, until now sales reported at \$15 as a maximum, and even higher rates are predicted. At \$15 the paper alone for a 32-page newspaper would cost 7½ cents. One eastern newspaper, with a consumption of 6,000 tons, has estimated that its 1920 paper bill will be \$72,000 in excess of that for 1919. A western paper estimates that its 1920 paper bill will be \$450,000 more than that for 1919.

The cost of newsprint is said to be from one-third to one-half the total cost of the entire newspaper. To meet increased costs publishers must increase revenues either by raising subscription prices or advertising rates, or accepting more advertising. The acceptance of more advertising means either the use

of more paper or the elimination of reading matter. The ratio of reading to advertising matter before the war is said to have been about 60 to 40, and it is reported that this ratio is now reversed. Some increases have been made in subscription rates, but the chief source of larger returns has been through more advertising and higher advertising rates. The newspapers which have not been able to increase the amounts of advertising and advertising rates have been hard hit. Advertising rates during the past year have risen 35 per cent or more. Increased advertising costs, designed partly to pay increased operating expenses and partly to reduce newsprint consumption, are passed on to the consumer.

Newspapers have been driven to extraordinary measures. Advertising has been refused. One New York paper is reported to have refused six pages of advertising for a single issue. Another New York paper is reported to have refused for a single issue advertising which would have returned \$14,000. Attempts have been made to eliminate waste, and the size and number of editions have been cut. Features have been curtailed or eliminated, the proportion of advertising to reading matter has been largely increased, and efforts to increase circulation have been suspended.

Unfortunately the situation is generally regarded by the public as a whole as one which can be easily remedied within a few months, and it is not realized that the life of the pulp and paper industry in the regions of its present development is absolutely dependent upon rapidly failing timber supplies, while little or no effort is being made toward their perpetuation.

### THE SITUATION SUMMARIZED.

If the industries considered are representative of general conditions, and there is every reason to believe that they are, the lumber situation of the past few months has, for many industries and many classes of consumers, been one of serious shortages of supplies, of great demands, and of uncertainties in securing satisfactory amounts of desired materials. Rapidly rising prices have reached the highest points that have ever been known for lumber and for practically every other forest product consumed in the United States. Market conditions have been unstable, and it has been impossible for many consumers to plan with any certainty on cost of materials. The output of industries which depend upon lumber and other wood products has been very much reduced, and in an extreme case has gone as low as 50 per cent of normal.

The entire nature of competition in the case of forest products has changed. Prior to the war the producers of lumber, newsprint paper, and other forest products competed with each other for business. Competition during the past few months has been very largely among consumers for generally inadequate supplies. Under any conditions such a reversal in the fundamental situation would result in higher prices; but the shortage and demands have been so extreme that wholesome restraints as to prices which might safely be paid have been removed, and in many cases it has been possible to pass on to the consumer, and even to augment, almost any lumber price increases. This has not been universally true. There has been some difference between industries in the extent to which they could go. Apparently limitations have been felt more by industries producing the necessities than by those with products which fall rather in the class of luxuries.

The furniture maker finds himself handicapped in competing with the maker of musical instruments. The manufacturer of agricultural implements withdraws his buying and manufacturing organizations from the field because he can no longer compete with the manufacturer of automobile wheels. The large and well-financed organizations, able to draw their supplies from distant sources, have fared much better than the small manufacturer with limited capital who must secure his

raw material locally. Unfortunately, in most cases it is the local supplies which have been most depleted, and the existing situation has tended to eliminate much more rapidly than in normal times the small concern in the best position to supply cheap products.

With uncertainty as to supplies, with equal or greater uncertainty as to the costs, and with almost frantic bidding between members of the same industry and between different industries for materials, a larger speculative element than has ever before been known has been introduced into the sale of lumber and its further manufacture. This, again, has increased prices to the ultimate consumer, and in extreme cases, such as dwelling houses, has removed the possibility of purchase from large classes. Many industries which were operated on a comparatively stable basis under prewar conditions now find themselves upon an uncertain and highly speculative basis.

Other changes which are much less known, but almost equally bad, might be mentioned. One will suffice. The hardwood-producing industry commonly held its stocks for several months or a year for seasoning. Consuming industries commonly carried in stock supplies sufficient to meet one or even two years' requirements. When material was needed it was already seasoned for manufacture. Artificial methods of drying were

largely unnecessary and neither equipment nor personnel was provided. Growing out of the conditions described, a very great increase in artificial drying has become necessary; and this has been accompanied by difficulties in securing an adequate number of kilns and great losses in initial kiln operating, sometimes reaching 40 per cent or even higher and aggravating the shortage.

Enough examples have been given to show the almost limitless ramifications through which shortages and high prices of forest products reach the public. The building industry, agriculture, the railroads, the press, house furniture, tools—these and their like concern our entire population. Shortages and high prices, accordingly, seriously affect the whole Nation.

With a realization of the existing situation with respect to representative industries and classes of consumers, the facts as to depletion and prices acquire greater significance, and it is possible to analyze to better advantage the factors which are responsible. The discussion falls logically under two heads:

1. The abnormal conditions which have affected the forest industries and their products along with all other industries and commodities.

2. The cumulative effect of forest depletion, both in the country as a whole and in the more important timber regions.

### ABNORMAL CONDITIONS IN RELATION TO PRESENT SCARCITY AND HIGH PRICES.

The principal effect of the war upon the lumber industry was to reduce the stocks available for ordinary purposes, through curtailment of production and through the diversion of large quantities of timber to special war uses. War requirements led to the placing of large orders for unusual sizes and dimensions for such products as Army wagons and wooden ships. Through Government regulation of transportation, of the use of capital, of new construction, and even of extensions and repairs, ordinary distribution was practically discontinued before the signing of the armistice. The lumber cut of the country fell from a prewar average of around 40 billion feet to a reported cut of only a little more than 33 billion feet in 1917, and of less than 30 billion feet in 1918. A very considerable proportion of this material, as previously indicated, was utilized for essential war purposes.

Surplus woods and mill labor, skilled and unskilled alike, was rapidly drawn into other industries or into the fighting forces. In addition the lumber industry found itself in competition for labor with other industries producing war essentials. By the time of the cessation of hostilities a very considerable percentage of the labor ordinarily employed in lumber production had been diverted and scattered. Lumber stocks at the mills and those in the wholesale and retail yards of the country were very short and badly broken. The industry, therefore, came out of the war more or less disorganized as to labor, production, stocks, and markets.

Following a period of great uncertainty on the part of the public, as well as of the industry, as to possible developments, the demand for lumber began and rapidly grew far beyond any anticipation. The shortage of houses was already serious in the United States at the beginning of the war. During the war it became very much worse. Without any stimulus whatever the demand for dwelling houses would have absorbed large quantities of lumber. The "build-a-home" movement was fostered by the Federal Government itself.

Industrial construction had during the war also fallen far behind the growing demands of the country. Railroad purchase for repairs had necessarily been held to a minimum and extensions had practically been eliminated. The growing freight requirements of the country necessitated large-scale betterments and material extension. Similar demands had piled up during the war in practically all of the industries which use lumber.

This accumulated demand soon absorbed the short stock available, and lumber manufacturers were overwhelmed with orders.

The lumber industry found itself unable to increase production rapidly. The output in 1919 was below normal in all the principal lumber regions of the country, with the possible exception of the South. In many of the former regions of large lumber output, the Lake States, New England, New York, Pennsylvania, and the Southern Appalachians, the timber is so largely gone that there was little opportunity for material expansion in cut to meet abnormal demands. In regions with timber reserves other factors have held the cut down.

In the southern pine region bad weather hampered logging operations during the latter part of 1919. Precipitation was far above the average. This reduced the log production, and even caused shortages which compelled many mills to run on part time. During the first 11 months of the year 135 subscribing mills reported to the Southern Pine Association a total loss of 80,213 hours, or approximately 60 working days each, 41,878 hours or 31 working days each, being due to a shortage of logs. On the basis of normal production this loss represented a decrease in production for the 135 mills of nearly 600,000,000 feet.

In the southern hardwood region weather conditions have been unfavorable since the fall of 1918. In the fall of 1919 the conditions, already very bad, became much worse, and effective logging or in some cases any logging has become practically impossible through repeated rains and floods. Normal log deliveries for one group of hardwood mills in October and November, 1919, were but one-third of the quantities delivered during the same months in 1916.

Some of the labor drawn away from the lumber industry during the war preferred other employment and remained in the towns and cities or in other sections of the country. It is estimated that southern pine operators were confronted with an average labor shortage of 20 per cent, and in many other lumber-producing regions operators found themselves unable to secure and hold full crews.

The industry has been obliged to pay higher wages and grant shorter hours, and has possibly suffered from decreased efficiency. In the case of one operation in the South it required 23 man hours in July, 1914, to produce 1,000 board feet of lumber, while in July, 1919, it required 37½ man hours. Again, in July,

1914, it required 134 men on the payroll to maintain a full crew of 100 men per day, while in July, 1919, 153 men were carried to maintain the same sized crew. Many operators in the Appalachian hardwood region say that they hardly know from day to day whether or not their mills will run. Illustrations of this character could be multiplied almost indefinitely for all parts of the country, but those already given sufficiently indicate the general situation. The unstable character of the lumber industry has been in no small degree responsible for its inability to secure and hold a desirable class of labor, particularly in logging.

Dependence upon the South and the Northwest for timber has placed a greater burden upon the railroads of the country than they could carry under the disorganization following the war. The car shortage is estimated by various authorities at from 200,000 up. It is reported from the southern hardwood territory that only 60 to 65 per cent of the cars required for logs and lumber can be obtained. The secretary of the California Sugar & White Pine Co., a sales organization which served 35 mills in 1919, reports materially curtailed shipments in September, October, and November, due to a car shortage of 65 per cent. While the railroads do not altogether agree as to the extent of the shortage, it is certain that difficulties in securing cars, freight congestion, and embargoes have all served to accentuate difficulties in securing lumber supplies. Lumber, as one of the most bulky commodities, is always one of the first to suffer in case of freight congestion.

A disorganized industry, short stocks, abnormal demands, and reduced production have all contributed to high prices for lumber. Even though it had still been possible to produce lumber in quantity in each of the regions from which it has been so largely depleted—New England, New York, Pennsylvania, the Lake States, and the Southern Appalachians—lumber prices would still have risen in response to other conditions which have grown out of the war. Price increases for other commodities are significant in this connection. As shown by the Department of Labor statistics, the prices for all commodities had, considering the year 1890 as 100 per cent, risen to

250 per cent in January, 1919, and to 293 per cent in December, 1919, with an average for the year of 263 per cent. Using 1913 as 100 per cent, prices for January, 1919, had risen to 203 per cent, and in December, 1919, to 238 per cent. Regardless of every other conceivable condition, a very substantial rise in lumber prices would have been inevitable from such causes as the enormous credit expansion growing out of the war and the accompanying currency inflation, causes which are responsible for large price increases in all other commodities. It is unnecessary to dwell upon these general causes, but they must be taken fully into account in any attempt to analyze the extent to which timber depletion is responsible for price increases.

Abnormal conditions affecting forest products have not obtained alone in the case of the lumber industry. One further example, that of newsprint, will be given. Because of war requirements, newsprint paper production suffered less than lumber. The industry was less disorganized and the response to increased demand was much more prompt. The Federal Trade Commission reports that newsprint production during the fiscal year 1919 exceeded that of 1918 by 8 per cent. Pre-war production had reached 1,313,284 tons in 1914. During the 20-year period preceding the war the demand for newsprint had increased practically without a break by 200 per cent. Incidental to the increase in demand which might have been expected normally there grew out of reconstruction the most extensive use of advertising which the United States or possibly any country has ever seen. Within the year national advertising increased greatly. Advertising as a whole in 1919, as shown by nearly 100 newspapers in a little less than 20 of our largest cities, increased over that of 1918 by approximately 40 per cent. During the first two or three months of 1920 the amount of advertising exceeded that for a similar period in 1918 by something over 50 per cent. This demand created, in spite of the restriction of reading matter by the average newspaper, an abnormal demand for paper and was a powerful factor in the unprecedented rise in newsprint prices which has already been discussed.

## STEADY PROGRESS OF FOREST DEPLETION.

### FOREST DEPLETION AND MIGRATION OF THE LUMBER INDUSTRY.

Each successive chapter in the history of the lumber industry in the United States has been a story of depletion and migration. In softwoods it is a history of regional industries, each developing in its turn, dominating the consuming markets of the country, and declining at last so far as to be unable to meet the local requirements of its region. Each has had the same essential features of beginning, rise, and fall from light culling operations to clean cutting of good timber and poor alike and of the shifting of cut from the more to the less desirable species. The story of each region will be taken up in detail, but the main outlines should first be made clear.

In New England lumbering early became a leading industry, supporting local needs, furnishing the basis for the early ship-building industry, and providing exports. The industry expanded very slowly, and owing to the shifting of the cut from one section to another, from one species to another, and finally from virgin stands to second growth, partly on deserted farm lands, production did not reach the maximum until as late as 1907. Since then it has been falling rapidly.

New York followed New England as the center of softwood lumber production and was the leading lumber State in the country in 1850, although the greatest volume production was reached from 10 to 20 years earlier. Pennsylvania followed New York, and led all the States in 1860, but has now declined

until one city district consumes more than the total lumber cut of the State.

White-pine operations in the Lake States began with a single sawmill in 1832; eastern shipments were being made three or four years later; and the culmination was reached in 1892 with a cut of nearly 9 billion feet. Dreary wastes, dismantled sawmills, deserted towns, and an insignificant pine output of a single billion feet in 1918 are depressing reminders of the day when Lake States lumber supplied the markets of the country from the Rockies to the Atlantic Ocean and from the Canadian boundary literally to the Gulf.

The great development of the southern industry began in the seventies and increased rapidly to what was probably the maximum, about 16 billion feet, in 1909. In its turn, southern pine dominated the markets little if any less completely than white pine; but the South is following the course of other regions, and the remaining supplies of virgin pine are only about one-fifth of the original stand. Within a single decade southern pine production promises to exceed by little, if any, the needs of the South.

A great start has been made in the last chapter of the history of virgin softwood stands. Since 1894 Pacific coast and Rocky Mountain timber has been forcing its way increasingly into the middle western and eastern markets. Within the year it has dominated those of the Lake States and has even entered in appreciable quantities those of the South itself. To the West only, of all our heritage of magnificent softwood forests, can

the country look to an increasing cut; but even here there are already local evidences of depletion, warnings that the conclusion of the story will be the same as that of other regions and in far less time than has been estimated.

Hardwood depletion and the migration of centers of production has followed along much the same line, although regional boundaries have been much less distinct. Cutting began early in New England and along the Atlantic coast, spread slowly to the westward through New York and Pennsylvania as local supplies were cut out, and became important in Ohio and the Middle Atlantic States after water and rail transportation was developed. From here it spread north into the Lake States and south into Kentucky and Tennessee and the southern Appalachian Mountains. The stands of these various regions have been successively depleted. In New England and New York, aside from second growth, largely in farm wood lots; there remain only the stands of hardwoods in the North. The commercial cut of the Middle Western States is almost a thing of the past. That of the Lake States has fallen off materially, as has also even that of the southern Appalachians. The end of the cut in the Appalachian States is pretty definitely in sight. The only reserve of importance is the southern Mississippi Valley, and even here it is doubtful if future production will for any length of time materially exceed the average output of the last few years.

#### BASIS FOR DATA.

Before taking up the various timber regions<sup>1</sup> the basis for the data used should be given. It should be recognized that thoroughly reliable data on such subjects as the remaining stand of timber, its quality, rate of growth, and extent of depletion, and on the forest areas of different classes, can be obtained only by a thoroughgoing timber survey requiring two or more years. Nothing of this character has ever been attempted in the United States.

More has been done in estimating the amount of saw timber than on any other of the subjects mentioned. The most comprehensive data on timber stand were secured by the Bureau of Corporations. A part of the country only was covered for timber of saw-timber size, and such questions as the volume of material below saw-timber size, extent of depletion, rate of growth, the requirements of our industries, etc., were not included. Other available data have covered this and other

<sup>1</sup> Figure 1 shows diagrammatically the more or less arbitrary State groups which are used in part for statistical purposes only. It shows also the principal saw timber sections of the United States. The regions of the discussion do not follow either consistently, but the areas included in each are indicated in the text. The State groups used are made up as follows:

New England: Maine, New Hampshire, Vermont, Massachusetts, Rhode Island, and Connecticut.

Middle Atlantic: New York, New Jersey, Pennsylvania, Delaware, and Maryland.

Lake: Michigan, Wisconsin, and Minnesota.

Central: Ohio, Indiana, Illinois, West Virginia, Kentucky, Tennessee, Iowa, Missouri, eastern Kansas, and eastern Nebraska.

South Atlantic and East Gulf: Virginia, North Carolina, South Carolina, Georgia, Florida, and Alabama.

Lower Mississippi: Mississippi, Arkansas, Louisiana, eastern Texas, and eastern Oklahoma.

Rocky Mountains: Idaho, Montana, Wyoming, Colorado, western South Dakota (Black Hills), New Mexico, Arizona, Utah, and Nevada.

Pacific coast: California, Oregon, and Washington.

That part of the Kanitsu National Forest in Washington is included in the Rocky Mountain region, while those parts of the Eldorado, Inyo, Mono, and Tahoe National Forests in Nevada are included in the Pacific coast region.

The comparatively small area of rather open woodland, chiefly on farms lying in the Great Plains between the ninety-seventh meridian and the Rocky Mountains, is not considered in the report. Some 100,000,000 to 150,000,000 acres of low-grade woodland and scrub, such as open juniper and pinon of the West, scrubby mountain stands, and chaparral, are also omitted.

phases of timber supply only for parts of States or regions. Some of the timber remaining in the United States has never been cruised under any method. That cruised has been estimated by different methods and by different men, and also at different times when widely varying standards of utilization were in effect. For the State of Washington, for example, a large percentage of the estimates date back to 1890 and 1895, when "red fir" and hemlock were considered inferior species and given little attention.

Possibly the estimates secured for the southern pine region are as satisfactory as any. Here it was possible to obtain the results of a recent survey which brought together the best estimates available from a large percentage of timber owners. For some regions it was possible to do little more than revise the Bureau of Corporations' estimates by subtracting the cut and depletion as offset by estimated growth. The Bureau of Corporations' estimates form, in part, the basis for the data used in the southern Mississippi Valley hardwood region and the Pacific Coast States. In all cases, however, such data were supplemented by additional estimates, wherever obtainable, from such sources as later and more reliable cruises of individual holdings and county tax estimates.

For hardwood stands in particular the available estimates are not satisfactory. The Bureau of Corporations' study covered only the hardwoods of the southern Mississippi Valley, which were at that time regarded as having comparatively little value, and satisfactory estimates could not be secured. Many of the industries which are now dependent for their raw materials upon the hardwoods are in great need of accurate information as to the extent of existing stands and what they can count on for the future. The data available show, however, that the future is very uncertain.

For New York results are based on a questionnaire to private owners in 1918 which covered the territory only in part. Similar data were available for parts of New England. Only a part of the estimates for National Forest timber is based on thoroughgoing cruises.

The report embodies the first attempt to cover for the entire country the total volume of material below saw-timber size in cubic feet. It can only be an approximation.

The data on forest areas have been compiled from a great variety of sources secured for different purposes by different organizations with varying degrees of accuracy. For several of the classifications, such as productive and unproductive areas, the data are fragmentary.

The estimates of growth are based on a limited number of studies of growth made at various times during the past 20 years. While representing somewhat more detailed data than were ever before available, they are still very inadequate and no claim is made that the figures given are more than an approximation.

In response to the request of the Senate, the Forest Service has endeavored to describe the situation in fairly specific terms, using the best information available. It recognizes that much of the data used lacks scientific accuracy and is tentative rather than final in character. An attempt has been made to utilize every available source of information and to check the figures by the judgment of well-informed men in the different regions.

While an exhaustive and detailed survey of the forest resources of the United States is necessary to establish these figures with finality, there can be no question as to the broad facts of depletion which they indicate.

#### NEW ENGLAND.

##### THE GROWTH AND DECLINE OF THE LUMBER INDUSTRY.

New England has passed through every stage of forest exploitation from the days when only the best white pines and oaks were merchantable to present dependence upon outside

lumber and pulp wood. Early cutting was for local consumption, shipbuilding, and export. The homesteads of the first few generations were built of the best virgin timber. Shipbuilding early became one of the chief industries, for which the white pine and oak forests furnished the timber and pitch pine the naval stores. The heavy cutting of early days, particularly for fuel, produced a shortage of wood as early as 1840 in many sections of New England. With the introduction of coal the industrial centers grew, and the movement to the cities and to the new lands of the West resulted in wholesale discontinuance of cultivation. Much of the second growth timber cut to-day dates from this period.

From the Revolution to about 1840 white pine made up almost the entire softwood cut in New England; but soon after that

land rose steadily until it reached a maximum of 3,170 million feet in 1907. This period of increased production was due to the introduction of portable sawmills, which made small scattered lots available, to the higher prices of low-grade lumber owing to growing scarcity throughout the country of the better grades, and to the large amount of second growth on deserted farms.

The lumber cut in 1907 was about 7 per cent of the total for the country; in 1918 it had dropped to 1,400 million feet, or about 4½ per cent, and in actual amount it was less than half as much as in 1907. Particularly marked is the decline in softwoods. While in 1907 the cut of softwood in New England formed 7.6 per cent of all the softwoods cut in the country, in 1918 it had dropped to 4.3 per cent.

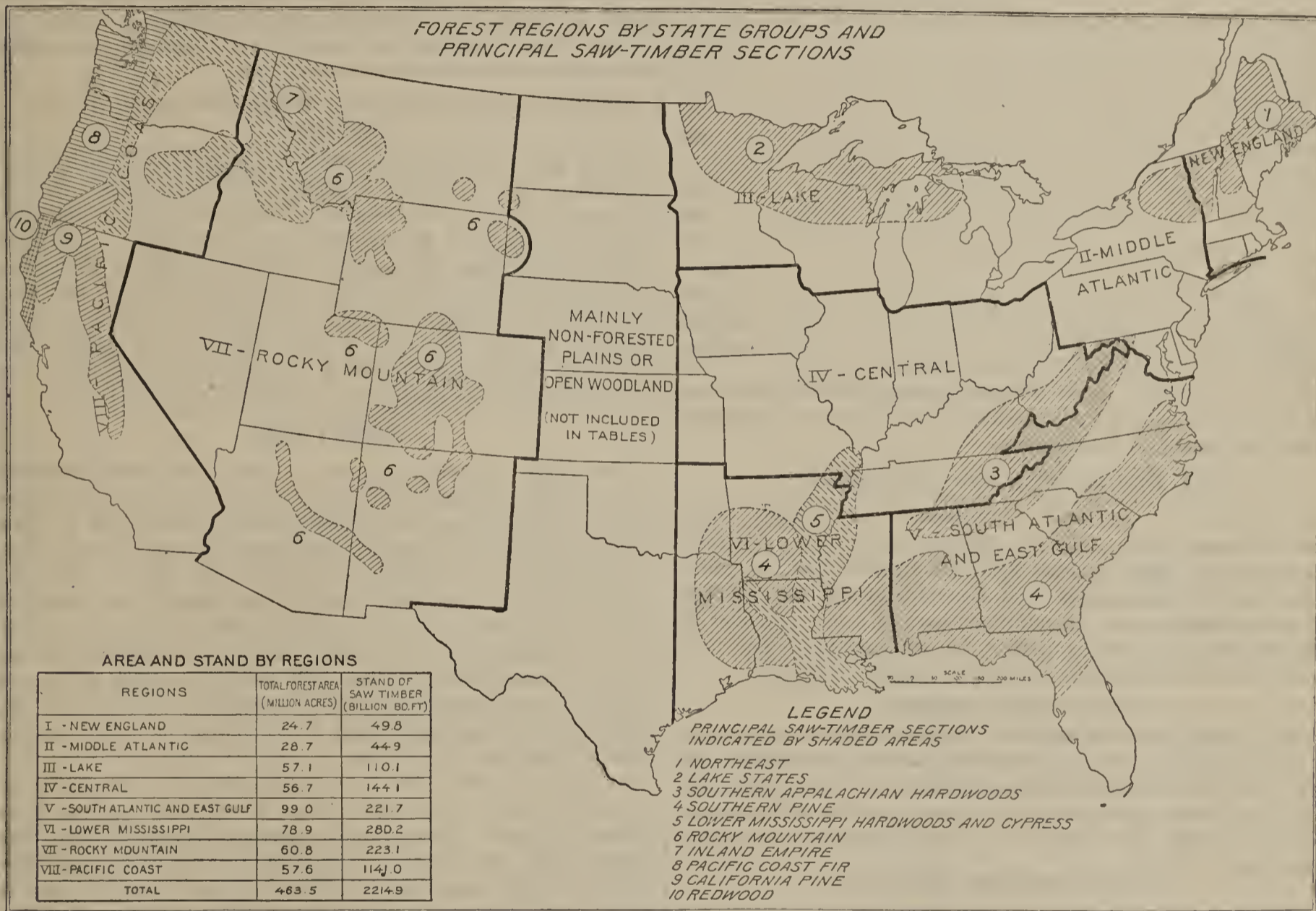


FIG. 1.

spruce operations began. By 1870 the original white pine was practically cut except for scattered trees in northern Maine; and by 1880 the second growth pine forests were yielding an annual cut of 200 to 300 million board feet. With the extensive use of low-grade pine for boxes and matches, this later increased to 600 million feet.

Soon after it became known that wood pulp was a cheap substitute for rags in paper making, mills were built in northern New England as well as New York and the chief development of forest industries during the past 30 years has been in paper manufacture. Spruce alone was used at first, but now large quantities of balsam and hemlock are taken. For book paper poplar is used chiefly. Probably four-fifths of the pulp wood still comes from the old-growth forests, but an ever-increasing proportion must come from second-growth stands.

Although the lumber business of southern and central Maine reached its peak about 1850, the total lumber cut of New Eng-

**ORIGINAL AND REMAINING FORESTS.**

*Area.*—With the exception of a few small areas, New England in 1620 was a virgin forest, comprising some 39 million acres. In 1920 not more than 5 per cent of this virgin forest remains. The present forest area is nearly 25 million acres. Of this about 8 per cent, or 2 million acres, is virgin forest, chiefly in Maine, with scattered areas in New Hampshire and Vermont. The last remnant of virgin forest in Connecticut was cut within the past decade. Of the 24,700,000 acres now classed as forest land 44 per cent, or 10,760,000, is in saw timber or pulp wood, while 34 per cent, or 8,370,000 acres, contains nothing but fuel wood, and 22 per cent, or 5,570,000 acres, is nonproductive. With nearly three-fourths of the saw timber and pulp-wood area in Maine, the poor condition of the remaining New England forests is apparent.

*Stand.*—The original stand of New England was probably in the neighborhood of 400 billion board feet, not including

small timber fit only for posts and fuel wood. The present stand of similar material is close to 50 billion board feet, or about one-eighth of the original stand. The total stand of wood in New England is estimated to be 21 billion cubic feet<sup>2</sup> (equivalent to about 70 billion board feet). Of this 40 per cent is saw timber or pulp wood and 60 per cent is fit only for fuel. The average stand of all the wooded lands is 10½ cords per acre. The present stand of saw timber and pulp wood is summarized by species in the following table:

	Million board feet, lumber scale.
Spruce and fir.....	23,971
White pine.....	9,816
Cedar.....	2,789
Hemlock.....	1,804
Yellow birch.....	2,933
Maple.....	2,897
Beech.....	1,635
Oak.....	1,510
Chestnut.....	960
Paper birch.....	678
Poplar.....	374
Ash.....	215
Pitch pine.....	100
Other hardwoods.....	117
<b>Total.....</b>	<b>49,799</b>
Softwoods.....	38,480
Hardwoods.....	11,319

Of this total stand about three-quarters is softwood and one-quarter hardwood. About one-half is of pulp-wood species—spruce, fir, hemlock, and poplar.

#### THE ANNUAL DRAIN UPON THE FOREST.

In 1918 there were cut in New England 1,412,100,000 board feet of lumber and 1,446,000 cords of pulp wood. The total annual cut amounts to about 650 million cubic feet,<sup>3</sup> of which 65 per cent is lumber, pulp wood, ties, etc., and 35 per cent fuel wood and fence posts. In addition there is a loss of about 20 million cubic feet, due to disease, insects, and fire. The total annual drain, therefore, is about 670 million cubic feet.<sup>4</sup>

#### THE ANNUAL GROWTH.

The annual growth of the New England forests is estimated in round figures at 610 million board feet of saw timber. Of this, about 434 million feet is softwoods and 176 million feet hardwoods. In addition, there is a growth of 341 million cubic feet not suitable for lumber. The total growth is 475 million cubic feet.<sup>5</sup>

#### GROWTH COMPARED WITH CUT.

The annual drain upon the saw timber of about 2 billion board feet is nearly three and one-half times the annual growth of 610 million board feet. The annual drain upon the fuel wood of 235 million cubic feet is less by 106 million cubic feet than the growth of 341 million cubic feet a year. It is apparent, therefore, that the growth of low-grade material is somewhat in excess of the actual demands. In regard to lumber, pulp, and other high-grade material, however, the situation is anything but encouraging.

#### THE LIFE OF THE INDUSTRY.

About half of the entire present stand of saw and pulp timber in New England is in commercial tracts; the remainder is in farm wood lots. It is particularly from the larger com-

mercial tracts that the cut of most of the higher-grade material comes at present. Few of even the larger timber owners have more than a 20 years' supply. Most of the pulp mills will be cut out in 20 years. Not over four or five companies own stumpage enough to last for a longer period. Unless Canadian wood is imported on an increasingly larger scale or effective forestry measures are introduced immediately, the pulp industry of New England will be largely a thing of the past within 30 years. Within the next 10 years the lumber cut will probably drop to about 1 billion board feet; within 20 years most of the timber areas containing high-grade lumber will be cut off and the remaining timber will be either on farm wood lots or on a few remaining large tracts and will be made up of second growth or of trees which were left as worthless at the time of the first cutting. The White Mountain National Forest and the State forests may be counted upon to furnish a continuous supply of saw timber, but unless their areas are materially increased their share will be very small.

#### PRESENT AND FUTURE CONSUMPTION OF LUMBER IN NEW ENGLAND.

Up to 30 or 40 years ago New England was not only self-supporting in timber but exported large quantities. Within the past 30 years it has become an importing region, and it is estimated that fully 30 per cent of all the lumber used now comes from outside the region. This is in addition to the importations of large quantities of pulp wood. Within the next few years New England will have to import more than half the material it uses. This is of vital interest to a region that has about \$300,000,000 invested in wood and forest industries and employs in this connection over 90,000 wage earners.

#### NEW YORK.

Practically the entire State of New York was originally covered with a magnificent forest of white pine, spruce, hemlock, and hardwoods. The lumber industry was one of the first to be developed. It reached its highest volume between 1830 and 1840 and was already declining at the time of the Civil War. In 1850 New York ranked first among the States in amount of lumber cut and contributed 20 per cent of the total cut of the entire country. Since then it has been steadily declining in relative importance until to-day it stands in twenty-fifth place and contributes only 1 per cent of the total cut. Its actual cut has decreased from over 1,300 million feet prior to 1850 to less than 350 million.

As early as 1856 New York ceased to be an important exporter of lumber and began to draw on Michigan for the upper grades of pine. Pennsylvania hemlock, southern pine, and cypress were used in large quantities from 1880 on, and West Coast woods in upper grades and special sizes began to come in about 1900. To-day Douglas fir from the Pacific northwest is a very considerable factor in the lumber market of the State. The steadily decreasing supply of native woods as compared with the increase in population is illustrated by the fact that New York's per capita production of lumber had fallen from 300 board feet in 1869 to about 30 board feet in 1918.

With the gradual settlement of the State the area of forest land steadily decreased until to-day it forms about 41 per cent of the total area. The stand of timber is estimated at approximately 26 billion board feet, of which white pine, spruce, and hemlock comprise about 10 per cent each, and birch, beech, and maple a total of 55 per cent. Spruce and hemlock suitable for pulp wood but not lumber comprise some 13,400,000 cords, while material of all species suitable only for fuel and acid wood adds another 107,000,000 cords. This gives a total stand for the State of approximately 17,132 million cubic feet.<sup>6</sup>

In quality, the present stand is decidedly inferior to that of earlier days. White pine, of the large size and high quality

<sup>2</sup> Throughout the report board feet of lumber are converted to cubic feet of standing timber, and vice versa, on the basis of 219 cubic feet to 1,000 board feet for saw timber and of 500 cubic feet to 1,000 board feet for cordwood.

<sup>3</sup> Equivalent to about 2,300 million board feet.

<sup>4</sup> Equivalent to about 2,375 million board feet.

<sup>5</sup> Equivalent to about 1,300 million board feet.

<sup>6</sup> Equivalent to about 49 billion board feet.

for which the State was once famous, now furnishes little but the poorer grades. Of the total forest area 62 per cent contains material which is suitable neither for lumber nor pulp and furnishes only fuel or acid wood. While the area of lands completely denuded is comparatively small, the original forests are being followed by stands of decidedly inferior quality, both as to species and grades. The damage by fire is being steadily reduced by systematic fire protection, but the methods of cutting in private lands are such that an increasingly large area is left partially or wholly devastated.

### PENNSYLVANIA.

The forest history of Pennsylvania has been similar to that of New York. Once practically covered with a heavy timber stand, Pennsylvania for many years exported large quantities of lumber. In 1860 it stood first among the States in lumber production. As early as 1870, however, the stand of white pine, the most valuable species in the State and formerly one of its principal export woods, had diminished to such an extent that imports from Michigan began. The depletion of the white pine was followed by an increasing cut of hemlock and later of hardwoods, and the State reached its maximum lumber production of 2,440 million board feet in 1889. To-day it occupies twentieth place in lumber production, and its annual cut of 530 million board feet constitutes less than 2 per cent of the cut of the country.

The present forest area of Pennsylvania is estimated at approximately 12,000,000 acres, with a stand of 11 billion board feet of timber. Of this 70 per cent is hardwoods, chiefly oak, chestnut, and northern hardwoods, and 30 per cent softwoods, one-half hemlock. In addition to the stand of material suitable for the manufacture of lumber, it is estimated that there are 380,000,000 cubic feet of wood suitable for railroad ties and mine props. The total stand, including fuel wood, is 5,200 million cubic feet.<sup>7</sup>

Depletion in Pennsylvania has already progressed so far that the complete cessation of large-scale logging operations, of which only a few are now left, may be anticipated within a decade. It has reached a point where the annual lumber production is only 60 board feet per capita, or about one-fifth of the average per capita consumption for the United States. The Pittsburgh district alone uses more lumber than is cut in the whole State. Williamsport, which once had an annual output of 300,000,000 board feet of lumber, now has not a single sawmill. In those parts of the State where the forest constituted the sole resource the trail of the lumber industry is marked by abandoned mills and practically deserted villages.

The steady decrease in the amount of standing timber has been accompanied by a deterioration in quality. Virgin stands are practically gone, old-growth white pine, for example, being reduced to some 10,000 acres, practically all in a single tract which will be cut out in the next five years. Only about 50 per cent of the total volume of wood now standing is suitable for manufacture either as lumber, pulp wood, ties, or props. The average area burned over annually is 500,000 acres, and much of this has been burned over again and again. In addition to the damage from reckless cutting and fires the State has suffered severely from the chestnut bark disease. Nearly one-seventh of the entire State, once richly wooded, is said to be practically barren. Several counties that were once rich in forest and prosperous are now almost bankrupt because the timber is gone.

### THE LAKE STATES.

#### GROWTH AND DECLINE OF THE LUMBER INDUSTRY.

*White pine.*—The history of lumbering in the Lake States during the greater part of the past century is substantially the history of white-pine exploitation. Lumbering began in Michi-

gan and Wisconsin about 1835. Pine in enormous quantities drew lumbermen from the East, and before 1870 these States captured the lead in lumber production. They held it until superseded by the southern pine region, between 1900 and 1910. The peak of production was passed in 1892, when the reported output was a little more than 8,900,000,000 board feet—largely white pine. This was an increase of 123 per cent over the cut of 1873. In 1899 Wisconsin, Michigan, and Minnesota, in the order named, were still the leading three States, with a total production of 8,700,000,000 feet, two-thirds pine; but in 1918 they had fallen to eighth, thirteenth, and eleventh, respectively, and their total output had fallen to 3,220,000,000 board feet, of which only 35 per cent was white pine—mostly from Minnesota. Wisconsin now produces less than the second-growth cut of either Maine or New Hampshire, and Michigan, from leading the country from 1870 to 1895, now actually cuts less than half as much as Massachusetts.

As the Lake States forests dwindled, white-pine lumber went down, both in quantity and quality, and Norway and jack pines and even tamarack were admitted as lower grades of "northern pine lumber." The fine quality timber which gave white pine its reputation is now nearly all gone. In Minnesota two-thirds or more of the cut is box lumber. Only small, scattered remnants of the old-growth white-pine forests remain in Wisconsin and upper Michigan, and in lower Michigan the most widely known tract covers about 100 acres.

*Hemlock.*—As the higher grades of pine grew scarce and expensive, hemlock, once left in the woods as worthless, began to compete with the successively lower grades of pine introduced. Hemlock production reached its peak—1,600,000,000 feet—about 1906. In 1914 the cut had fallen to little more than a billion, and in 1918 to 800,000,000. This does not, however, include the cut for pulp, which would increase the total volume by about one-third. By affording a market for cordwood, pulp manufacture is taking the small hemlock timber along with the large and thus delaying or preventing the renewal of the supply of large timber.

*The northern hardwoods.*—Maple, birch, beech, basswood, and elm form at least 85 per cent of the total stand of hardwoods and furnish over 92 per cent of the total hardwood cut in the Lake States. As with hemlock, the logging of hardwoods began as an aftermath of the white-pine logging. Hardwood production progressed gradually from culling operations taking only the best trees of the preferred species to cuttings such as those made at present for chemical distillation and charcoal, in which even tops, limbs, and saplings are utilized. Beech was one of the latest species to come into commercial demand; less than two decades ago it was a common practice to leave all the beech, which fires later destroyed. Now, the hardwood-using industries absorb not merely the upper grades but anything which will make lumber, and in some cases even cordwood.

The veneer industry makes a constant demand for high-grade logs. Such logs supply also the bulk of the upper grades of lumber. There has been a constantly growing demand for both veneer and high-grade hardwood lumber, expressed in the pronounced growth of such industries as the musical instrument and toy trades. For a considerable part of this demand lower grades ought to be acceptable; but so long as the demand for upper grades exists manufacturers will attempt to fill it, and the stand will dwindle the more rapidly.

#### ORIGINAL AND REMAINING STAND AND RATE OF CUT.

The original forests occupied practically all the land area of Michigan, Wisconsin, and the part of Minnesota not natural prairie—a total forested area of approximately 103,680,000 acres. Lumbering and the clearing of land for cultivation have reduced the merchantable forest cover to little, if any, more than 24,000,000 acres, about 58 per cent in farm woodlots of relatively small timber, commonly second growth, and 42 per cent in com-

<sup>7</sup> Equivalent to about 16,600 million board feet.

mercial timber tracts, in many cases already culled of their choicest trees. A very large part of the once heavily timbered land, about 20,000,000 acres, is now fire-swept and devastated sand plain and swamp, much of it with little or no promise of reproduction.

The original white pine stand of the Lake States has been estimated by Dr. B. E. Fernow at not less than 350,000,000,000 board feet. After less than a century of lumbering, fire, and settlement, only about 8,000,000,000 feet of white and Norway pine remain, largely in Minnesota. In 1918 the reported cut of white pine in the Lake States exceeded a billion feet. Another decade will see the practical exhaustion of their commercial supplies of white pine.

*Lower Peninsula of Michigan.*—The depletion of commercial timber has proceeded furthest in the Lower Peninsula of Michigan, where less than a million (probably not much over half a million) acres of hardwoods and hemlock remain. The hundreds of large sawmills that once operated had fallen off in 1918 to about 45 that cut more than 1,000,000 board feet apiece. The number is rapidly becoming smaller, and within five years there will hardly be a half dozen large mills left. The exhaustion of the remaining old-growth stands will mark the end, among other valuable species, of the highly prized "Lower Michigan hard maple," long reputed to be the best in the Lake States. From then on whatever lumber is cut will come mainly from farm woodlots, in small amounts and sizes, and of poorer grade.

*Wisconsin and the Upper Peninsula of Michigan.*—In the adjacent forest areas of Wisconsin and the Upper Peninsula of Michigan the case is better. In 1908 the Bureau of Corporations estimated the timberland at about 10,329,000 acres, with a stand of 65 billion feet. During the last 12 years probably 30 billion board feet in lumber has been removed. This would leave only 35 billion, enough at the present rate of cutting to last 15 years. There can be no doubt, however, that there is much more timber than this. The 1908 estimates were too conservative. There is reason to believe that the timberland still amounts to 4 million acres in upper Michigan and 2 million in Wisconsin, and that the total merchantable stand is at least 48 billion feet. This would insure a continued supply, at the present rate of cut, for about 20 years. This rate will not, of course, continue, but will decrease as successive mills saw out. The rate of cut is considerably heavier in Wisconsin than in the Upper Peninsula. The larger number of Wisconsin mills and the considerably smaller stand of timber indicate a much quicker falling off in the cut and an earlier termination of the supply there than in upper Michigan.

In Wisconsin, assuming a diminishing rate of depletion, the annual lumber cut will be likely to fall off within 10 years to 75 per cent, in 15 years to 40 per cent, and in 20 years to 16 per cent of the present cut, and in 25 years the timber will be practically gone. Cutting for other purposes than lumber will add appreciably to the amount of timber taken out. Furthermore the pressure of an increasing demand, by stimulating the rate of cut both at the big mills and at numerous smaller mills, which will probably operate, as at present, in small patches of timber, will very likely hasten the final exhaustion of the timber. All things considered, it is doubtful if there will be any appreciable amount of timber left in commercial holdings in Wisconsin at the end of 20 years. Growth does not enter into the computation at all, unless a radical change is made in the direction of efficient fire protection and the application of forestry.

In upper Michigan the stand will last considerably longer. Here 60 per cent as many mills operate in twice the timber—enough, in fact, to last 40 years at the present rate of cutting for lumber only. Some new operations are already contem-

plated, however, and the cut for lumber and other products will doubtless increase within the next few years. One principal holder is reported to have estimated the life of the stand at 25 or 30 years.

*Minnesota.*—Timber conditions in Minnesota differ widely from those in Wisconsin and Michigan. The Wisconsin lumber cut for 1918 was 85 per cent hardwoods and hemlock, while that of Minnesota was 91 per cent white pine (which includes also a considerable amount of Norway pine and other species in the lower grades). Less than 5 per cent of the reported cut was of hardwoods.

The timbered area of Minnesota was estimated by the Bureau of Corporations in 1908 at about 5,651,000 acres, and the stand at 23,200,000,000 board feet, 81 per cent of which was softwoods. A recent estimate by the Minnesota State forester places the softwood stand at 11,450,000,000 board feet, of which 41 per cent is white and Norway pine, 17.5 per cent jack pine, 24 per cent spruce, balsam, and cedar, and 17.5 per cent tamarack. The tamarack, which has been the greatest hewed-tie resource of the region, has practically all been killed by the larch sawfly, and must be salvaged soon if at all.

The pine forests of Minnesota have been thoroughly culled of their best material, and production now runs heavily to box lumber.

The number of mills operating in this region is being reduced rapidly. Within the last three or four years at least four of the large mills have burned, and these will probably not be replaced. Five have recently cut out, and two have only a year's supply. This means a decrease of 30 per cent in the total cut of the State and of 33 per cent in the cut of the big pine mills. The annual cut of the remaining mills will aggregate at least 600,000,000 feet. These mills depend for the great bulk of their cut upon white and Norway pine, the remaining supplies of which are estimated by the Minnesota State forester at 4,700,000,000 board feet. This will not last much more than seven years at the present rate of cutting. If the estimate of supply is increased by one-third, the period of operation would be 10 years at the present rate. As the mills exhaust their supplies, however, the rate of cutting will diminish.

*Condition of the remaining supplies.*—The stands considered above are those which are being or could be logged on a large scale to large mills—mills of 10 million board feet or more annual capacity. Such mills now supply about 90 per cent of the lumber produced in the Lake States. Their holdings, even though culled, are almost wholly of old-growth timber of superior quality as compared with second growth.

These concentrated commercial stands, aggregating about 63 billion board feet, contain about 57 per cent of the total stand of timber in the Lake States, which amounts to probably 110 billion board feet. Of this total about 30 per cent (33½ billion feet) is widely scattered in farm wood lots, while 13 per cent (about 14½ billion feet) is in the swamps, jack pine and scrub hardwood plains, aspen and birch stands, and cut-over lands in the North. The timber in these stands is far below that of the commercial stands in quality. The greater part is second growth. It is smaller, more limby, and much of it has been badly damaged by fire. Furthermore, it is largely in small, scattered tracts unsuited for efficient large-scale operations. In addition, about 19 million acres bear a cordwood stand of about 113 million cords below saw-timber size. If the lumber stand also is reduced to cords, the total stand in the Lake States is 630 million cords, or 50,584 million cubic feet.

#### THE ANNUAL DRAIN UPON THE FOREST.

*Lumber cut compared with total cut.*—The normal lumber cut of about 3½ billion board feet forms less than half of the total volume of wood cut annually in the Lake States for all purposes. The lumber cut is the equivalent of about 770



million cubic feet of standing timber. The total output of wood in all forms is close to 1,600 million cubic feet. The classes of output not covered in the lumber-cut statistics include pulp wood, fuel, and distillate wood, hewed ties, posts and poles, and logs and bolts used for veneer and other purposes. Of these, pulp wood and distillate wood make up probably 130 million and fuel wood 600 million cubic feet. The remaining 100 million cubic feet consists of veneer, cooperage, excelsior stock, ties, posts, poles, and other products.

*Deterioration of the forest.*—In addition to the cut there is a constant loss to standing timber from fire, wind, insects, disease, etc., probably amounting to an annual average of from one-fourth to one-half of 1 per cent of the stand. This is equal to one-half billion board feet, or 110,000,000 cubic feet, of standing timber. It includes such losses as that of tamarack, of which, as previously shown, about 2 billion board feet has been killed by the sawfly in Minnesota alone. There is also considerable loss from decay following injuries, such as frost cracks and ice breakage. In most of the commercial stands damage from these sources is not made up by growth, since these forests are generally much beyond the age of active growth.

#### THE ANNUAL GROWTH.

*Growth compared with cut.*—The estimated annual growth in the Lake States is much less than the cut.

	Estimated annual cut.	Estimated annual growth.	Growth in per cent of cut.
Lumber, feet board measure.....	3,500,000,000	988,000,000	28
All products including lumber:			
Cubic feet.....	<sup>1</sup> 1,600,000,000	<sup>1</sup> 468,000,000	29
Cords.....	20,000,000	5,850,000	

<sup>1</sup> In terms of lumber, the aggregate annual cut of all products would be about 5,160,000,000 board feet, and the annual growth about 1,490,000,000 board feet.

These figures indicate that the total rate of cutting is more than three times the total rate of growth, and that the stand suitable for lumber is being cut more than three times as rapidly as it is growing. Furthermore, the larger part of the cut is from old-growth stands in the North, while nearly all the growth is in widely scattered second-growth stands. The cut is relatively concentrated, while the growth is widely distributed and without reference to the commercial advantages of location. This is a consideration of great significance for the future of the wood-using industries. The concentrated supplies are steadily waning. Their disappearance will mean the death of industries unable to adapt their production to a supply limited by the rate of growth or to import.

Fire renders millions of acres of cut-over forest land in the Lake States unproductive. If fires could be kept out, the growth on these repeatedly burned lands would probably eventually increase 50 per cent, and could be increased still further by intensive management.

*The life of the industry.*—At a diminishing rate of depletion due to the cutting out of one holding after another, it is estimated that the lumber cut of the Lake States at the end of the next 5 and 10 years will be about as follows:

Estimated cut, 1925.....	2,400,000,000
Present annual cut.....	3,500,000,000
Estimated cut, 1930.....	1,800,000,000

This represents only the production from commercial tracts. As the commercial stands dwindle the production of lumber and other products from farm wood lots and from second growth in swamps and cut-over areas may be expected to increase considerably in proportion to the total cut, though not in actual amount. Such lumber will be much inferior in quality to that from the commercial stands.

#### PRESENT AND FUTURE CONSUMPTION OF LUMBER IN THE LAKE STATES.

The average annual per capita consumption of lumber in the Lake States is probably not far from the average for the whole country—300 board feet. Assuming a 12 per cent increase in population since 1910 (the increase for the previous decade was at the rate of 14.06 per cent), the present population of the Lake States is about 8,000,000. The total annual consumption of lumber in the three States is thus about 2,426,000,000 board feet, or 70 per cent of the lumber produced.

Comparison with the estimates of future cut above given indicates that by 1925 the local consumption will be equal to the local production, assuming no increase in population and the same per capita rate of consumption. At the end of a decade, allowing for a 10 per cent increase in population, consumption will exceed cut by nearly 50 per cent. In other words, the per capita consumption must either fall from 300 to nearly 200 board feet per year or the Lake States must import nearly one-third of the lumber needed for home use. With each succeeding year the discrepancy between consumption and local supply will become greater. Much western fir and pine lumber is already being consumed in the Lake States, and as the local cut decreases they will depend more and more upon the far West. While an actual lumber shortage may not, therefore, be anticipated as long as the western stands hold out, the lack of a local supply will be felt in increased prices.

#### THE SOUTHERN YELLOW-PINE REGION.

##### THE GROWTH AND DECLINE OF THE YELLOW-PINE INDUSTRY.

The pine forests of the Southeastern United States, beginning along the Atlantic coast, have been exploited for naval stores and other forest products from the time of the first settlements. No extensive development of the lumber industry, however, took place until the seventies of the last century. Before the Civil War a limited amount of southern pine lumber was shipped to Baltimore and Philadelphia in schooners by sawmills on the eastern shore of Maryland and near tidewater in Virginia. After the Civil War the industry spread to Georgia, Mississippi, and the other Gulf States. The markets north of the Ohio River made their first demands for southern pine about 1875. By that time the Northeastern States had lost their leadership in lumber production, and the Lake States were coming to the front with about 35 per cent of the country's cut. The great development of the southern pine industry began in the early nineties. About 1892 yellow pine from the Gulf States and Arkansas began to crowd white pine in the markets north of the Ohio River. Vast quantities were used in the construction of the World's Fair buildings in Chicago. An extensive demand was created by the low prices in the early nineties. This demand spread into the Lake States, the Prairie States, and the Eastern States. At the end of the nineties southern yellow pine was leading the country in the cut of softwoods. In 1909 its production reached the peak, with nearly half of the entire country's cut of softwoods, and from then on began to decline.

Southern yellow pine is still the most important single factor in the lumber production of the United States, furnishing about 41 per cent of the cut of softwood lumber and 35 per cent of the entire lumber cut. It will remain an important factor for at least the next 10 or 15 years. Within the next 8 or 10 years, however, it is certain to undergo profound changes.

##### THE ORIGINAL AND THE PRESENT PINE FORESTS OF THE SOUTH.

The original pine forests of the South Atlantic and Gulf States covered from 125 to 130 million acres and had a stand of timber close to 650 billion feet. Of this about two-thirds was longleaf pine and one-third shortleaf pine.<sup>8</sup>

<sup>8</sup> Under "longleaf pine" are included longleaf and slash pines; under "shortleaf pine" are included shortleaf, loblolly, scrub, and other short-needled pines.

To-day the area of virgin yellow-pine forests is about 23½ million acres, or a little less than one-fifth of the original acreage. (See Table 1.) The stand of virgin timber is about 139 billion board feet, or a little over one-fifth of the original stand.

TABLE 1.—*Southern yellow-pine region—Classification of pine land by character of growth.*

State.	Total net pine area.	Area old growth.	Cut-over lands.		
			Restocking saw timber.	Restocking cordwood.	Not restocking.
	<i>Acres.</i>	<i>Acres.</i>	<i>Acres.</i>	<i>Acres.</i>	<i>Acres.</i>
Virginia.....	4,000,000	.....	1,500,000	2,200,000	300,000
North Carolina.....	10,700,000	500,000	3,600,000	5,400,000	1,200,000
South Carolina.....	8,000,000	600,000	2,500,000	3,000,000	1,900,000
Georgia.....	15,500,000	700,000	3,800,000	6,000,000	5,000,000
Florida.....	18,000,000	11,000,000	700,000	1,000,000	5,300,000
Alabama.....	15,500,000	1,500,000	3,500,000	4,000,000	6,500,000
Mississippi.....	12,000,000	3,000,000	5,000,000	1,000,000	3,000,000
Louisiana.....	11,740,000	2,510,000	4,500,000	1,200,000	3,530,000
Arkansas.....	9,500,000	1,150,000	2,000,000	5,500,000	850,000
Texas.....	7,424,000	2,000,000	1,700,000	1,000,500	2,723,500
Oklahoma.....	2,000,000	500,000	560,000	550,000	450,000
Missouri.....	320,000	30,000	110,000	80,000	100,000
Total.....	114,684,000	23,490,000	29,410,000	30,930,500	30,853,500

Four-fifths of the original yellow-pine forests has been cut since 1870.

Out of the more than 100 million acres of yellow-pine land that has been cut over about 29 million acres now supports second growth of merchantable sizes and nearly 31 million acres cut over recently second growth not merchantable. About 31 million acres of cut-over land has not come back to pine. although much of it is more suitable for timber growth than for agriculture. As the nonrestocking areas do not produce any new growth and growth in virgin timber is offset by deterioration, the total area on which yellow pine is now growing is about 60 million acres.

The largest areas of old timber are chiefly in the Gulf States—Texas, Louisiana, Mississippi, Alabama, and Florida. Areas of second growth are most extensive in the older South Atlantic States—Virginia, North Carolina, South Carolina, and Georgia.

*Total merchantable stand.*—The total stand of merchantable yellow pine, both virgin and second growth, has recently been estimated at about 258 billion feet, of which 139 billion, or 54 per cent, is old timber, and 119 billion feet, or 46 per cent, is second growth.

By States the merchantable pine stand is distributed as follows:

	M feet.		M feet.
Louisiana.....	47,348,400	North Carolina..	15,300,800
Mississippi.....	40,476,200	Virginia.....	8,698,000
Florida.....	36,429,300	Oklahoma.....	4,791,400
Texas.....	27,524,700	Missouri.....	364,700
Alabama.....	25,316,400		
Georgia.....	21,807,600	Total (lum-	
Arkansas.....	15,743,700	ber scale) -	257,691,000
South Carolina...	13,889,800		

The present stand is about equally divided between longleaf and shortleaf pine, with probably a slight preponderance of shortleaf pine over longleaf, the shortleaf pine being more abundant in the South Atlantic States and the longleaf in the Gulf States.

#### ANNUAL DRAIN UPON THE FORESTS.

The cut of yellow-pine lumber in 1918—an abnormally low year—was in the neighborhood of 10 billion feet. Lumbermen estimate a cut for 1919 in excess of 15 billion feet. The average cut for the five-year period before the war, 1911–1915, was about 14½ billion feet, to which must be added at least 1½ billion feet of hewn ties, poles, and posts, in all a cut of about

16 billion feet of saw timber. There is also being cut in the pine area of the South about 12,250,000 cords of fuel wood.

In addition to the cut there is every year a considerable loss of mature saw timber due to windfall, turpentine, insects, fires, and diseases. This loss may be conservatively placed at from one-fourth to one-half of 1 per cent of the entire merchantable stand, or at present from 650,000,000 to 1,300,000,000 board feet per year. In all, the annual drain upon the forests is nearly 4½ billion cubic feet of wood

#### THE ANNUAL GROWTH.

The annual growth is estimated at about 3 billion feet board measure on the merchantable second-growth areas and 1 billion cubic feet<sup>9</sup> on the area of unmerchantable second growth, or in all in the neighborhood of 1,660 million cubic feet<sup>10</sup> a year, or nearly 30 cubic feet per acre for the entire growing area. (See Table 2.)

TABLE 2.—*Southern yellow-pine region—Annual growth of saw timber and cordwood by States.*

State.	Saw timber, M feet b. m.	Cordwood.	
		M cubic feet.	Cords.
Virginia.....	225,000	88,000	978,000
North Carolina.....	360,000	162,000	1,800,000
South Carolina.....	250,000	120,000	1,333,000
Georgia.....	380,000	240,000	2,667,000
Florida.....	52,500	30,000	333,000
Alabama.....	350,000	160,000	1,778,000
Mississippi.....	500,000	40,000	444,000
Louisiana.....	450,000	48,000	533,000
Arkansas.....	200,000	165,000	1,833,000
Texas.....	170,000	35,000	389,000
Oklahoma.....	37,500	11,000	122,000
Missouri.....	8,000	1,600	18,000
Total.....	2,983,000	1,100,600	12,228,000

#### CUT AND GROWTH CONTRASTED.

The amount of yellow pine that is cut is thus about three times the annual growth. In saw timber the disparity is even greater. The annual growth upon the areas of merchantable timber is in the neighborhood of 3 billion feet, while the cut of saw timber is 16 billion feet. In other words, the present cut of saw timber is more than five times the present annual production.

If the present merchantable second growth were not cut into for the next 10 or 15 years, but were allowed to grow at its present rate, and the unmerchantable second growth were allowed to reach merchantable size without being prematurely turpentine, the annual growth of saw timber would be considerably increased. This merchantable second growth, however, is now also being cut and its area decreased at a rate of not less than 1¼ million acres a year. About a quarter of the present yellow pine cut comes from second growth. Within the next 20 or 25 years the entire area of the present merchantable second growth may be completely cut over, and large areas will not come back to pine unless there is a decided change in the present procedure in regard to protecting the cut-over land from fire and hogs.

#### DETERIORATION OF THE FOREST.

It is doubtful if the South will ever again grow timber to the sizes which we find in the virgin stands. The second growth now cut for saw timber is inferior in quality to the old stands. While trees in the virgin longleaf-pine stands yield on an average from three to four logs which run six or seven logs to a thousand feet, trees in the second-growth stands

<sup>9</sup> Equivalent to about 2 billion board feet.

<sup>10</sup> Equivalent to about 5 billion board feet.

average at most two or two and a half logs per tree, and the logs run fifteen to the thousand. The amount of upper grades that is sawed from second growth is much smaller than from virgin timber. For instance, a mill tally on a certain operation showed that virgin timber sawed out on the average about 55 per cent of the high grades, while second growth barely yielded 19 per cent. An inferior forest is therefore succeeding the virgin timber and the highest grades are not being replaced at all.

*Change to inferior species.*—Deterioration is taking place not only in grades but also in species. The most valuable timber trees of the southern pines are longleaf and slash pines, both for their timber qualities and as a source of naval stores. The longleaf pine, particularly throughout the Gulf States, as a rule does not come in on cut-over land, because of sparse seed production and the grazing of hogs. Unless cut-over longleaf-pine land is protected by hog-proof fences or by stock laws the areas of longleaf pine will be greatly diminished. The original proportion of longleaf in the southern pine forests has already been reduced for the remaining merchantable timber from two-thirds to a little less than half. North Carolina, which once had large areas of longleaf pine and was famous as the "Longleaf Pine State," can boast now of hardly 50,000 acres of second-growth longleaf pine widely scattered in small areas. A large part of the remaining virgin longleaf area will, after logging, either become nonproductive or be restocked to a considerable extent with shortleaf pine.

#### THE LESSON OF THE SOUTH ATLANTIC STATES.

Large areas of second growth now found in the older South Atlantic States and a fairly permanent cut of timber by small mills are often taken to indicate what the future of the Gulf States is to be after the larger sawmills have completed their logging operations. There are vital differences, however, in the handling of the timber in the two regions. The virgin forests in the South Atlantic States were cut over very lightly—often for local consumption only—and the logging was done by animals. This left many young trees which soon formed a new merchantable stand and provided ample seed for young growth. The present-day steam logging in the Gulf States amounts to clear cutting over large areas, and even inferior trees are frequently brought to the mill.

The virgin forests of the South Atlantic States contained less longleaf pine than the Gulf States. In Virginia, for instance, there was practically none. In the Gulf States longleaf forms the bulk of the stand, and it is the longleaf reproduction which is most affected by the free ranging of hogs. Furthermore, the turpentine operators are now tapping more and more young trees, and by excessive turpentine prevent many from reaching maturity.

It is certain, therefore, that under present practice the Gulf States will not have as much second growth after the virgin forests are cut out as the older South Atlantic States now have.

#### LIFE OF THE YELLOW PINE INDUSTRY.

A recent survey covering 5,400 mills, owning or controlling practically the entire remaining virgin stand in the South, indicates that 4,419 mills, or nearly 82 per cent of all those reported, will cut out in 5 years or less, and the output of virgin timber will be reduced by nearly 50 per cent; that 5,254 mills, or over 97 per cent, will cut out their timber in 10 years or less, with a corresponding reduction in the output of 78 per cent; that in 20 years all the mills, except 12, will have cut out their timber, and their production will have been reduced to only 3 per cent of the present output. This does not mean, however, that the total lumber production will be reduced at this rate. As the larger sawmills cut out small mills will take their place and will work in the second growth and on the small scattered tracts which under present conditions can not be economically logged in large-scale operations.

Although in five years over 19 per cent of the present virgin timber will be cut out, only about 11 per cent of the entire merchantable stand will be used up. In 10 years 52 per cent of the entire virgin timber will be gone, but only 30 per cent of the entire present merchantable timber. In 20 years nearly 90 per cent of all the virgin timber will be exhausted and over 50 per cent of the entire merchantable timber. As the virgin timber dwindles, the second growth will contribute more and more to the production of yellow-pine lumber. In 10 or 12 years second growth will probably contribute two-thirds of the entire cut.

Although the exhaustion of the virgin timber does not mean entire exhaustion of the yellow-pine industry in the South, the life of the industry as now constituted is largely the life of the present large sawmills. When the larger mills cut out at the present locations, they will cease to figure in the industry; for it is now almost impossible for an operation of any magnitude to secure a location which commands enough timber to justify logging operations. The South will undoubtedly continue, as New England, to be a lumber-producing region. It will cease, however, to be a national factor; and from a general utility wood, the high-grade yellow pine, as the white pine, will become a specialty wood, while the second growth will furnish inferior grades for industrial purposes and for local use. In about 10 years the yellow-pine region promises to take second place as a national lumber-producing center.

#### REDUCTION OF THE OUTPUT.

Lumber production of yellow pine in 1930, allowing for new sawmills to take the place of the larger sawmills which will be cut out, it is estimated will be about 9¼ billion feet, a reduction of nearly 6 billion feet, or 38 per cent, from the estimated production of 1919. This means a yearly decrease in the output of about 550 million feet, or a little over 3½ per cent. If, however, to the sawed lumber is added the yearly cut of saw-log material for hewn ties, poles, and posts, and the loss of merchantable timber from windfall, turpentine, fires, insects, and diseases, the reduction is likely to be at the average rate of 700 million feet, instead of 550 million feet. This does not mean that every year the output will be actually diminished by 700 million feet. If the present high prices for yellow-pine lumber continue, production may be stimulated and the output may hold up during the next few years instead of declining. Should, however, such an increased production take place, the decline in the output will be so much the more rapid toward the end of the life of the industry.

#### PRESENT AND FUTURE CONSUMPTION OF LUMBER IN THE SOUTH.

The Southern States consume locally about one-third of their total pine cut, or 5 billion feet. By some good authorities home consumption is placed even at 50 per cent.

The South has passed the threshold of a great agricultural and industrial development. At the same time the South is underbuilt. The average value of its buildings per farm is less than in any other section of the country. With agricultural and industrial development the standards of rural and urban life will become higher; and better and larger houses will be built. This will require more lumber.

The annual consumption of lumber is expected therefore to increase until in 10 to 12 years it may amount to 9 billion feet. By that time the output of yellow pine will probably shrink to 9 billion feet. Thus by 1930 the South may cease to be an exporting region, and may produce barely enough lumber for its own needs. This does not mean that no southern yellow-pine lumber will be shipped out of the Southern States, but it does mean that the exports and imports of lumber will balance. After 1931 the South will become more and more an importing region. In 15 years the South will become dependent for its own needs upon large importations of lumber from the Pacific coast.

### CYPRESS REGIONS.

Cypress has probably passed its maximum production, and but a short time remains during which it can occupy a place of importance in the lumber industry.

The value of cypress for house building and fencing was early recognized by settlers in the South. Under the colonial rule of the Spanish and French traffic in shingles and cypress lumber with the West Indies was of great importance. Great quantities were used for the hogsheads and barrels of the sugar and molasses trade. After the opening of the southern pine forests the general use of cypress as the principal material for house construction, except for shingles, fell off, and the recent demands from distant markets date from the falling off of the white pine supply of the North.

Until recent years only the largest and best trees nearest to streams and shallow canals in which they could be floated were cut. Utilization was therefore very incomplete. With the introduction of the pull boat in the nineties and finally the expensive steam skidder systems, and a better understanding of the value of the wood, no stands remained inaccessible.

The cypress cut reached 495 million board feet in 1900; by 1909 it was 955 million; and in 1913 it exceeded 1 billion feet. It has fallen off since, with a reported cut in 1918 of only 578 million. Lumbering is followed by practically no second growth, so that with the completion of present operations the cypress industry ends.

In 1909 the Bureau of Corporations estimated the total stand of cypress at 40 billion feet. The best available figures to-day place the total at 22,921 million feet, and the totals for Louisiana and Florida, which furnish the bulk of the cut, at approximately 11,000 million. If the annual cut during the next few years be placed at approximately 700 million feet, with the additional large and unknown amount used annually in the rough for piling, poles, and the like, it is evident that without growth in the remaining stands and on cut-over lands the supply in sight in the present producing centers, Louisiana and Florida, can not last more than 15 years. A largely diminished yearly production will be experienced much sooner. Well-informed lumbermen place the duration of the important commercial cut at no longer than 10 years.

### THE ROCKY MOUNTAIN REGION.

The Rocky Mountain region includes Montana, Idaho, Wyoming, Colorado, Utah, Nevada, Arizona, New Mexico, and western South Dakota.<sup>11</sup> It is a region with wide differences in character and density of timber growth, in production and consumption of lumber, and in the probable future development and life of the lumber industry. Thus western Montana and Idaho, because of the heavy stands of white pine, larch, and yellow pine, might properly be considered part of the Pacific coast region; while Utah and Nevada, with their open forests, have entirely different economic problems to meet as far as the timber supply is concerned. Similarly, Arizona and New Mexico are practically an economic unit by themselves; Colorado and Wyoming form another economic unit, and South Dakota still another. Therefore in considering the present timber situation and the future outlook for the mountain region as a whole, the different sections of the region should be kept in mind.

#### DEVELOPMENT OF THE LUMBER INDUSTRY.

The development of the lumber industry began in the early fifties, chiefly to supply the mines. Even now mining is the heaviest consumer of wood in several sections. After 1900 the

<sup>11</sup> That part of the Kaniksu National Forest in Washington is included in the Rocky Mountain region, while those parts of the Eldorado, Inyo, Mono, and Tahoe National Forests in Nevada are included in the Pacific coast region.

lumber industry assumed more than a local character and began to ship lumber to the Mississippi Valley and eastern markets. The region is still short of the development which it will reach in lumber manufacture. It has shown a steady increase for the last 20 years, and the present cut amounts to about 5 per cent of the entire production of lumber in the country.

Western Montana and Idaho, because of the heavy stand of western white pine, larch, cedar, and yellow pine, is the most important section from the standpoint of timber supplies. Within these two States is 75 per cent of the entire stand of the highly prized western white pine. Wyoming, with its dense and extensive stands of lodgepole pine, is an important source of material for railroad ties. Colorado, more than half of whose timber is Engelmann spruce and which has also extensive lodgepole pine stands, is an important tie and lumber-producing center for the central Rockies. Western South Dakota, with its valuable yellow pine stands, is the center of lumber production for the State and the adjoining treeless region. Northern Arizona and New Mexico, with large open yellow pine forests, supply much of the lumber used in the Southwest and ship some to the North and East.

#### ORIGINAL AND PRESENT STAND.

The original forest area of about 64 million acres has now been reduced by about 3 million acres. This reduction is chiefly in Montana and Idaho, where much of the early logging was on agricultural lands. The present stand of saw timber is about 223 billion feet, or 10 per cent of the entire stand in the country. Practically all of it is softwoods. The stand is very unevenly distributed. Nearly 60 per cent, or 130 billion feet, is in Montana and Idaho; 18 per cent, or 39 billion feet, is in Arizona and New Mexico; 11 per cent, or over 25 billion feet, is in Colorado; and the remainder is distributed in smaller quantities among the other States of the region.

#### THE ANNUAL DRAIN UPON THE FOREST.

The annual cut of saw timber is about 1½ billion board feet, besides at least half a billion feet for ties, posts, poles, and fuel wood, making the total annual cut about 2 billion feet. This, also, is unevenly distributed. Montana and Idaho together have an annual lumber cut of over 1 billion feet; Colorado, Wyoming, and South Dakota together produce not over 150 million feet; and some 170 million feet is cut in Arizona and New Mexico. Besides the cut there is a loss of saw timber through fire, insects, and disease. In Idaho and Montana, where fires are most destructive, the annual loss from fire has recently averaged about 1,100 million board feet. The annual loss due to insects and diseases in these two States is estimated at about 100 million feet. For the entire region the loss from fire, insects, and disease is at least 1½ billion feet. The total annual drain upon the forests is about 3½ billion feet, two-thirds of which falls upon Montana and Idaho.

#### ANNUAL GROWTH.

The annual growth in the Rocky Mountains is estimated at 461 million board feet of saw timber and 264 million cubic feet in the form of immature stands (equivalent to about 528 million board feet), which makes a total of nearly 365 million cubic feet (equivalent to about 989 million board feet), or 21.5 cubic feet per acre per year on the growing area. Most of the growth is in Montana and Idaho.

#### CUT COMPARED WITH GROWTH.

Considering saw timber alone, the annual drain is about seven times the growth. If we compare the cut of all forest products with the entire growth in cubic feet, the cut and devastation is two and one-half times the growth.

## LOCAL NEEDS.

In Montana and Idaho the present cut of saw timber is in excess of the local needs, which are about 850 million board feet. Arizona and New Mexico are not self-sustaining. In 1914 about 350 million board feet of timber was used and only 132 million feet was produced. Wyoming, although it produces more than 600,000 railroad ties and a large number of poles, posts, props, and mine ties, manufactures only about 15 million feet of lumber, less than enough for its population. Colorado, although it produces 550,000 railroad ties and large quantities of posts, poles, props, and mine ties, manufactures less than 100 million feet of lumber, and is not self-sustaining.

## THE FUTURE OF THE LUMBER INDUSTRY.

Of the Rocky Mountain States, only western Montana and Idaho now produce lumber above their needs and can increase their output in the near future. It would seem that the forests of Montana and Idaho, with some 130 billion feet of saw timber and a present cut of only 1 billion; Colorado, with over 25 billion feet and a cut of 100 million; Arizona and New Mexico, with 39 billion feet and a cut of only 132 million, are capable of sustaining a larger lumber industry for a considerable time.

It should be remembered, however, that the region is still underdeveloped and that its requirements for lumber may also be expected to increase with its rapidly growing population. Furthermore, within the next 12 years over 95 per cent of the existing sawmills in the southern yellow-pine region will cut out. The Pacific coast and western Montana and Idaho will have to assume the main burden of supplying saw timber to the entire country. This means more rapid cutting of the remaining stands and a big increase in the existing deficit in annual growth. A large amount of the standing timber is relatively inaccessible. The future supplies of accessible timber are therefore much more limited than is indicated by the estimates of the total standing timber. The privately owned timber in the territory tributary to Spokane will be cut out in 25 or 30 years if the present rate of cutting continues; and the cut, which now amounts to approximately 550 million feet of logs, will drop to 100 or 125 million feet, which the local National Forests can produce annually on a continuous basis. The lumber industry will then move to other timbered regions, probably to the Clearwater territory, which is tributary to Lewiston, Idaho. Even if the rate of consumption should not increase above the present figure, it appears that the bulk of Idaho's privately owned timber, including 75 per cent of the remaining white pine in the United States, will be gone in about 40 years.

The western red cedar is now being cut extensively in Montana and Idaho for poles, piling, posts, and shingles. The present average annual shipments of poles, piling, and posts from Montana and Idaho amount to 216,360 poles and piling and 8,789,000 posts. The regions which are now being exploited will probably be exhausted within the next 20 years and operations will be transferred to more remote areas. The present cedar lumber prices have diverted into lumber a large portion of the material ordinarily manufactured into posts and shingles. Continuation of this demand might easily exhaust the entire available supplies of post and pole material in 20 years.

The future of the lumber industry in western Montana and Idaho will not be unlike that of the Pacific Northwest. There is this difference, however, that the supplies in western Montana and Idaho are much smaller than those in Washington and Oregon, and comprise three-fourths of the remaining supply of one of the most valuable softwood timber trees of the country—western white pine. Now that the eastern white pine is practically exhausted, the demand upon the western species will tend to increase. The other States of the Rocky Mountain group will not be important factors in the lumber production for the general market.

## PACIFIC COAST.

## GROWTH OF THE LUMBER INDUSTRY.

The development of the lumber industry on the Pacific coast, our last great coniferous timber reserve, has already progressed far. The first sawmill in the Northwest began operations on Puget Sound in 1845. Within a decade lumbering became, and still is, the chief industry in western Washington. The cut for a good many years was used locally or shipped into California or exported. Not very much timber was cut until after the completion of the Northern Pacific Railway in 1882, and then for a number of years only in special grades. Twelve years later lower freight rates were made on eastern lumber shipments and the pronounced development of the west coast industry began.

Very little lumber was cut in California prior to the beginning of gold mining in 1849. Lumbering in the redwood belt began about 1860 and grew steadily. In 1899 Washington, Oregon, and California cut a little more than 2,900,000,000 board feet. Production increased slowly until in 1918 the total was slightly in excess of 8,590,000,000 board feet. Washington became the leading State in lumber production in 1905 and has since held this place, except only in 1914, when it fell slightly below Louisiana. The present cut is about 4,500,000,000 board feet annually. Oregon at present is the third State, with a lumber cut for 1918 of a little more than 2,700,000,000 board feet. That for California has never exceeded 1,500,000,000 feet.

In the 12 years between 1906 and 1918 the cut of the West Coast increased only about 1½ billion feet, largely because of the inability of the product to displace southern pine in the eastern and middle western markets under the handicap of higher freight rates. Within the last year, however, shipments have increased and yellow-pine markets up to the very boundaries of the producing territory have been invaded.

## ORIGINAL AND REMAINING FORESTS.

The commercial forest area of the Pacific Coast States has been reduced to approximately 57,586,000 acres. A large percentage of this, about 39,370,000 acres, is in virgin stands, not all, however, of accessible high-grade timber, for there is a large percentage of relatively inferior and inaccessible areas. This is an important factor which is usually overlooked in the consideration of the western timber supply. Second growth of saw-timber size covers about 5,292,000 acres and smaller second growth 6,425,000 acres, while nonrestocking areas cover 6,500,000 acres.

Of the volume of the original forest no satisfactory statistics are available. The present stand, however, is about 1,141,031 million board feet, or practically half of the remaining saw timber in the United States. Oregon leads with a total stand of 493,700 million feet; that of Washington is 334 billion; and that of California, 313,331 million. Six hundred and eighty-six billion, or more than half of the total, occurs in the Douglas fir belt of western Oregon and Washington.

Douglas fir comprises 558,571 million feet, and of this 505 billion, or nearly one-fourth of the remaining stand of saw timber in the United States, is in Washington and Oregon. Estimates by species are as follows:

	Board feet, lumber scale.
Douglas fir-----	558,571,000,000
Western yellow pine and Jeffrey pine-----	183,453,000,000
Western hemlock (largely in western Washington and Oregon)-----	94,000,000,000
True firs-----	82,479,000,000
Redwood (California)-----	72,208,000,000
Sugar pine and western white pine (largely sugar pine in California)-----	38,485,000,000
Western red cedar (western Washington and Oregon)-----	49,000,000,000
Spruce (Washington and Oregon)-----	13,355,000,000
Lodgepole pine-----	4,566,000,000
Others-----	44,914,000,000
Total-----	1,141,031,000,000

## GROWTH AND DEPLETION.

The total area cut over is approximately 6,125,000 acres, of which two-thirds is in Washington and Oregon, and a very large percentage west of the Cascades in the Douglas fir belt. As already indicated, the total nonrestocking area of the Pacific Coast States is estimated at 6,500,000 acres, but this is only a part of the sum total of depletion, since there has been great and needless loss from the destruction of virgin stands by fire and other causes on a part of the 6,425,000 acres now supporting second growth. The area burned over annually in these three States is shown by Forest Service data to amount to 450,000 acres, and the loss in timber to about 600,000,000 board feet.

The average annual cut, largely lumber but including relatively small amounts of other materials, is about 10 billion board feet. To this it is probably safe to add  $1\frac{1}{2}$  billion feet lost by fire and other causes. It is also probably safe to assume that 11 billion feet out of the total represent the drain upon saw timber. Annual growth is estimated at 1,262,000,000 board feet. There is in addition growth of approximately 430,000,000 cubic feet in stands of unmerchantable size. Total growth in cubic feet amounts to 706,000,000.<sup>12</sup> One reason for these comparatively low figures is, of course, the fact that so much of the territory is occupied by virgin stands. Total depletion in cubic feet amounts to 2,500,000,000. Depletion is therefore approximately three and one-half times the growth. The depletion in timber of saw timber size is approximately nine times the growth of the same class of material.

## LIFE OF THE INDUSTRY.

The timber stand in California is estimated at 313,331,000,000 board feet. This is being reduced by cutting at the rate of about 1,500,000,000 feet annually. These figures should not be taken alone, however, for there are other important aspects of the situation. Increased demands from the East will almost certainly result in an increased rate of cut for California. Practically all of the cut up to the present has been in the most accessible stands, whereas a considerable part of the remaining timber is comparatively inaccessible.

Logging operations are now removing annually a little less than 2 per cent of western Washington's timber and less than 1 per cent of western Oregon's timber. Yet the reasonably accessible timber and that in private ownership is going very much faster, and with decreasing southern pine production enormous pressure to increase the cut may be expected.

A study of the local timber supply indicates that in certain localities a large proportion has been cut off and that logging operations are being pushed back to the less accessible timber in the rougher mountainous regions. The exhaustion of local supplies is a vital matter to local prosperity and development. It means the cessation of a local industry, the abandonment of improvements, rapid depreciation of investment, and other losses which the industry, the community, and the consumer must shoulder. One authority estimates that only a third of the original privately owned timber tributary to Puget Sound remains. The situation in Grays Harbor County illustrates the rapid exploitation which in a surprisingly short time is to end the industry locally. About 20 years ago there were in this county 750,000 acres of timber and only about 75,000 acres of cuttings. Now there are 355,000 acres of stumps. One-sixteenth of the county's private timberland is being cut over annually. In 25 years the supply of privately owned virgin timber will be gone.

King and Snohomish Counties, Wash., the scene of the earliest lumbering operations in the Northwest, also illustrate local exhaustion of virgin timber in the not very remote future. Forty billion of the original 80 billion feet of commercial timber

has been cut. Thirty billion of the remainder is in private ownership, and is now being felled at the rate of 800,000,000 feet annually. Indications are that this private timber will be gone in about 35 years.

One authority on the lumber supplies of Washington has studied the rate of exhaustion from the annually decreasing acreages of private land assessed as "timberland." He found that from 1909 to 1919 there was a decrease in the acreage of timberland in western Washington of about 850,000 acres, or 85,000 acres annually, and in eastern Washington of about 390,000, or 39,000 acres annually. On the basis of 3,585,686 acres assessed as timberland in 1919 in western Washington, privately owned old-growth timber would last 42 years at the present rate of cutting. Similarly, in eastern Washington, for the 1,128,666 acres of private timberland in 1919, the present rate of cutting would exhaust the virgin timber in 26 years. Adjusting these statistics to provide for additional land which was classified as timberland in 1919 but not in 1909, he believes that an even faster rate of cutting of the private stumpage is indicated, and that, disregarding increment in second-growth stands and without allowing for the expected increased cut, the private virgin timber will last only 35 years in western Washington and 20 years in eastern Washington. Allowing for the almost certain increased rate of cutting, he expects the privately owned virgin timber supply of Washington to be virtually gone in 20 years unless forest policies are changed.

Bend, Oreg., is the center of one of the most extensive and famous of Oregon's yellow-pine belts. A few years ago an unbroken forest of virgin yellow pine extended to the very edges of the city. At present cutting has left a practically unbroken waste for 6 or 7 miles to the west and south. The operating territory surrounding Bend has a radius of from 20 to 30 miles and occupies an area of 382,000 acres of merchantable forest, carrying  $5\frac{1}{4}$  billion feet of commercial timber. Of this about 231,000 acres, carrying  $3\frac{1}{2}$  billion feet, is privately owned. The present rate of cutting, which is likely to continue and may be augmented, will exhaust the privately owned stumpage in 25 to 30 years.

Depletion in Washington has gone much further than in Oregon, and while an expansion of the industry in Washington under increased demands from eastern markets may reasonably be expected, by far the greater part of the expansion may be looked for in Oregon. The reason for the slower development in Oregon lies in the greater inaccessibility of its Douglas fir stands. Many operations now being seriously considered for Oregon will require transportation and other investments running into the millions of dollars before any timber can be taken out.

The factor of local consumption must also be considered. California is an example. Its industry is large and promises to grow. From the earliest days California has been an important source of export material. Large quantities are still exported to the East and to foreign countries; but up to the present time the State's population and agricultural and industrial development have more than kept pace with the output of lumber, so that it is doubtful whether production has exceeded consumption since about 1875. From the beginning of lumbering on Puget Sound California has imported large amounts of fir. The per capita lumber cut of the State has been approximately equal to or slightly in excess of the average per capita consumption of the United States since between 1869 and 1879, while the average consumption of the State is probably somewhat greater than for the country as a whole. In 1919 southern California alone used the equivalent of about half the total cut of the State, a per capita consumption of at least twice that of the whole United States.

The lumber cut for the Pacific Coast States as a whole will undoubtedly increase very materially during the next 10 years.

<sup>12</sup> Equivalent to about 2,100,000,000 board feet.

Local demands will also increase, but not in proportion to the cut. Large additional amounts will be available for the eastern markets. A gradual rise in logging costs is inevitable as the more accessible stands are cut out and it becomes more and more necessary to extend operations to the rougher mountainous logging chances, with lighter and more broken stands and larger percentages of the less desirable species. The timber resources of the Pacific Coast States are very large, but it would be very unwise to overestimate them, for much less than the total stand is readily available. Existing transportation facilities to the East are already overburdened with present traffic, and they will have to be very materially increased to meet the probable reduction in the eastern and southern lumber cut during the next 10 years.

## THE SOUTHERN APPALACHIAN HARDWOODS.

### GROWTH AND DECLINE OF LUMBERING.

For the purpose of this report the southern Appalachian hardwood region includes the hardwood forests of Maryland, West Virginia, Virginia, North Carolina, South Carolina, Georgia, Alabama, Kentucky, and Tennessee.

Large-scale logging operations shifted to this territory from Pennsylvania, Ohio, and Indiana. Operations in West Virginia on a large scale did not begin until after the Civil War. Before 1900 central Kentucky and Tennessee were well cut over. The cut for the entire region was at about the maximum in 1909, with an output in hardwood lumber of approximately 4 billion board feet. Following this there was a pronounced decline, and in 1918 the cut had decreased to 1,700,000,000 feet. While this heavy falling off in cut was, of course, very largely due to war conditions, there has been a decrease in proportion to the total hardwood cut of the country, for which the depletion of supplies appears primarily responsible. The proportion of the aggregate hardwood lumber production which was supplied by the Appalachian States had risen gradually from 32 per cent in 1899 to 41 per cent in 1914, but by 1918 it had fallen to 34 per cent. West Virginia, which held the lead in hardwood production from 1910 to 1917, lost it to Arkansas in 1918; while North Carolina, which cut approximately 400 million feet in 1909, dropped to less than 200 million in 1918.

The cut has declined in quality as well as quantity, and this is perhaps the more serious aspect. The early lumbering consisted of cullings in which only such trees as walnut, cherry, and the finest of oak and yellow poplar situated along the drivable streams were removed. The introduction of logging railroads extended operations into nearly all parts of the region, until now there is comparatively little virgin timber left, most of it remote and difficult to log. The present logging operations are largely working over previously-culled stands, removing practically every saw log and a large part of the smaller material. The quality of the lumber produced is consequently much poorer than formerly.

### THE ORIGINAL FOREST.

The virgin forests which once covered practically the entire land area of this region contained a wealth of hardwood timber unsurpassed in the Northern Hemisphere. Oak, chestnut, and yellow poplar of large size and high quality filled the coves and valleys, mixed with walnut, cherry, hickory, basswood, cucumber, and other valuable hardwoods, and softwoods such as white pine and hemlock. Over an area exceeding 60 million acres the original hardwood stand may be estimated at more than 325 billion feet.

### THE REMAINING STAND.

Lumbering and settlement gradually restricted the area of commercial timber to the mountains. This part of the region, about 35 million acres, now contains practically all of the remaining tracts of old-growth hardwood timber, and the extent

of these has been reduced to about one-third of the total area, the remaining two-thirds being either in recently cut-over land, usually badly burned, or in farmers' woodlands. So far as can be learned from the available sources, the stand is in the neighborhood of 80 billion board feet, of which 60 billion is old-growth timber occupying about 12 million acres. Most of this has been culled of its best trees, and the virgin tracts which remain are few, relatively small, and remote. About 12 per cent of the stand is spruce, hemlock, and various pines. The oaks are the principal hardwoods and probably comprise about 35 per cent of the stand, while chestnut is the most abundant single species and is estimated at 25 per cent.

For all the States within which the southern Appalachian Mountains lie, the total stand of hardwoods is estimated at 147 billion board feet, about 58 per cent of the total stand of both softwoods and hardwoods. Outside of the mountain region the stand is practically all second growth in farm woodlands. The total area bearing hardwood stands is about 55 million acres.

### LUMBER CUT AND TOTAL CUT.

During the two years preceding our entrance into the war the annual hardwood lumber cut of the southern Appalachian States fell from about 3½ to about 2½ billion board feet. In 1918 there was a further reduction to less than 2 billion board feet. Under normal conditions it is likely that the cut of lumber would still be proceeding at close to 3 billion board feet per year. The lumber cut, however, is probably only about 35 per cent of the total drain upon the forests. An immense amount of material is taken out in the form of tanning-extract wood and bark, poles, ties, cooperage stock, fuel, and other products. Expressed in terms of cubic volume, the "normal" annual lumber cut is the equivalent of 657 million cubic feet of standing timber, while other products consume an additional 1,220 million cubic feet, making a total annual production of about 1,877 million cubic feet. Much of this output is, of course, from second-growth timber. Of the lumber output, however, fully 75 per cent is from the remaining old-growth stands. After the exhaustion of the old growth the entire supply of lumber must come from the second growth, and since very little of this will yield lumber of a better quality than No. 1 common, the effect upon the furniture and other industries largely dependent upon high-grade lumber will be very serious.

### DETERIORATION OF THE FOREST.

The chestnut blight has entered the mountain region, and in the opinion of pathologists is almost certain to sweep through the hardwood forests, eliminating chestnut. Besides depriving the tanning and other industries of one of their chief sources of supply, this disease will throw the burden of the lumber cut upon other species, thus hastening the process of depletion. It is impossible to forecast the rate of this depletion.

A further loss which can not be measured satisfactorily in amount of material or money value is that from forest fires. Much of the mountain forest has been repeatedly burned, and while not much timber has been actually killed the fires are responsible for a great deal of deterioration in the timber.

### THE DURATION OF THE CUT OF OLD GROWTH.

Much uncertainty exists in the minds of even the best-informed men in the lumber industry as to the duration of the cut in the remaining old-growth stands. In West Virginia, which has been one of the leading hardwood producing States, the statement was made by one of the best-informed men in the industry that the length of cut on a large scale would not exceed five years. The manager of one large company reports that most of the mills of the State will cut out within five to eight years. A responsible official in another company states that very few concerns in his section of the State have over

five years' cut. In North Carolina the State forester estimates that the supply of old-growth hardwood timber will last 17 years. One of the best-informed lumbermen in western North Carolina estimates that the cut from old-growth timber in north Georgia and southwestern North Carolina will last 20 years, but that this cut will come increasingly from small operations.

In Kentucky and Tennessee the duration of the cut of old-growth hardwoods is believed by the manager of one lumber company to be 20 years, while another well-informed man sees 15 years ahead for the Kentucky hardwoods. A future cut of 15 years is predicted for old-growth timber in the southern Appalachians by another representative of the industry, while still another estimates that the supply will last 25 years.

The consensus of opinion among the best-informed men in the industry seems to be that if present conditions continue the southern Appalachians will have ceased to function as an important source of high-grade hardwood lumber within 20 years and that within 25 years the old-growth timber will be practically gone.

#### EFFECT OF DEPLETION UPON SELECTED INDUSTRIES.

Further light is thrown on the extent of the depletion of the southern Appalachian old-growth hardwoods by a questionnaire to the wood-using industries of North Carolina by the State forester. Referring to local supplies at the present time in comparison with conditions existing during the past 10 or 20 years, 93 per cent of the furniture makers, 91 per cent of the vehicle makers, and 100 per cent of the chair makers reported that supplies had been greatly reduced. In referring to prospective local supplies on the basis of a 10-year outlook, 12 per cent of the furniture, 22 per cent of the vehicle, and 43 per cent of the chair factories reported that supplies would be exhausted. Eighty-eight per cent of the furniture, 67 per cent of the vehicle, and 57 per cent of the chair makers reported that supplies would be gradually reduced. Of all of these only 11 per cent of the vehicle factories reported an outlook for sufficient material.

The replies received from the furniture manufacturers indicate a marked decrease in the use of oak and poplar as compared with gum. In 1909 the lumber used was 74 per cent oak, 13 per cent poplar, and 1 per cent gum, while in 1919 the percentages of oak and poplar used had been reduced to 60 and 6 per cent, respectively, while gum had increased to 21 per cent. The manufacturers indicate that the present year will see a still larger proportion of gum used.

#### THE ANNUAL GROWTH.

There are about 22½ million acres of second-growth hardwoods of saw-timber size in the southern Appalachian States, which are estimated to be producing about 1½ billion board feet per year, equal to about 325 million cubic feet of standing timber. In addition there are approximately 22¼ million acres which are producing hardwood material of only cordwood size. The annual growth on this area is about 570 million cubic feet. The total growth is thus about 900 million cubic feet.

#### GROWTH COMPARED WITH CUT.

Growth is about one-half the "normal" rate of cut:

	Estimated annual cut ("normal").	Estimated annual growth.	Growth in per cent of cut.
Lumber, board feet.....	3,000,000,000	1,490,400,000	50
All products, including lumber, cubic feet.....	<sup>1</sup> 1,877,000,000	<sup>1</sup> 895,000,000	48

<sup>1</sup> In terms of lumber, this corresponds to an annual cut of about 5,440,000,000 board feet and an annual growth of about 2,630,000,000 board feet.

In contrasting these figures, however, it should be remembered that much the greater part of the cut is being taken from the relatively concentrated old-growth timber, while the growth is taking place in the widely distributed stands of second growth. The cut is from large timber yielding high-grade lumber; the growth is nearly all low grade because of the small size of the trees. Great damage is constantly being done by forest fires, while the second growth itself is being drawn upon more and more for a wide variety of small wood products.

#### IMPORTANCE OF THE SOUTHERN APPALACHIANS IN THE FUTURE LUMBER SUPPLY OF THE COUNTRY.

The future production of the Appalachian hardwood region is of far more than purely local importance. The hardwood forest lands of Ohio, Indiana, and Illinois, which supplied 25 per cent of the total hardwood lumber cut as late as 1899, have been converted into farms almost as fast as the land has been cleared, and small isolated tracts, as farm wood lots, will furnish the only future timber production. Hardwood lumber production is now centered in the lower Mississippi Valley, and the cut is almost entirely from rich agricultural lands from which timber production can not be expected in the future. Farm woods will continue to contribute, but if there is to be any permanent supply of large-sized, high-grade, hardwood saw timber it must come very largely from mountainous, rough, or otherwise nonagricultural lands like those in the southern mountains. Aside from relatively small areas in the Lake States and in New England, the entire country must look to the southern Appalachians.

#### HARDWOODS OF THE LOWER MISSISSIPPI VALLEY.

##### AREA AND STAND.

The lower Mississippi Valley, including the States of Arkansas, Mississippi, Louisiana, eastern Texas, and eastern Oklahoma, constitutes the last great reservoir of hardwoods in the country. Of the hardwood area of 36,000,000 acres in this region, 60 per cent, including the heaviest stands and most valuable species, is located on the alluvial bottoms of the Mississippi Delta. Most of this is unusually fertile and will eventually be cleared for agriculture. The remaining 40 per cent, of upland stands, is of less importance from a lumber standpoint, both because of the smaller trees and great mixture of species and because much of it is broken up by farms and pine stands.

Altogether the region is estimated to contain nearly 133 billion board feet of saw timber, or more than twice as much as the present stands of old-growth hardwoods in either the Lake States or the southern Appalachians. With the exhaustion of the hardwood supplies in these regions, the lower Mississippi Valley is being drawn on more and more heavily to furnish the raw material for the hardwood-using industries of the entire country.

##### DEVELOPMENT OF THE LUMBER INDUSTRY.

During the period from 1900 to 1906 the cut of hardwoods in Ohio, Indiana, and Illinois, which had previously contributed large quantities to the vehicle, furniture, railroad-car, and other hardwood-consuming industries, fell off by nearly 50 per cent. By 1906 the center of hardwood production had shifted to the Appalachian States, which furnished nearly half of the country's hardwood consumption, while nearly one-fifth came from the Lake States. Now these regions in turn are declining in production, and there is a corresponding increase in the cut of the lower Mississippi Valley. The exploitation of hardwoods in this region has progressed steadily since 1900, its contribution to the total hardwood cut increasing from 14 per cent to approximately 25 per cent. To-day the hardwood



products from this region are being used to supply the factories of the Carolinas, the Ohio Valley, and the Lake States, which were formerly independent of imported material.

The last of the great hardwood regions is thus well on its way toward complete exploitation. Already the exhaustion of the original supplies in the northern part of the region centering around Memphis has reached the point where it is profitable to return to cut-over areas for trees that were formerly regarded as too small to log and for less valuable species, such as tupelo and water gum, which at the time of the first cutting were unmerchantable but which now command a ready sale. The present practice in this part of the region is to remove all species. Wood distillation plants have been installed for using cordwood and there is a steadily increasing interest in the utilization of smaller sizes, inferior trees and logs, and species formerly rejected. The day of the small mill and wood-products plant has arrived. More and more the large mills are finding themselves forced either to buy logs in order to continue operation or to move down river into southern Mississippi and Louisiana where new plants can be erected with reasonable prospect of a 20 to 25 years' supply of material.

In the southern part of the territory, in southern Mississippi, Louisiana, and eastern Texas a much larger proportion of the original forest is left. Here large mills are still the rule and are increasing in number and in rate of exploitation. It is therefore likely that increased production in this part of the region will lead to an increase of the present annual cut of approximately a billion and a half board feet of hardwoods for the region as a whole. How long it will last can not, however, be definitely predicted. The one thing certain is that eventually the southern part of the region will repeat the history of the northern part and that the virgin stands and large mills of to-day will be replaced to a large extent by portable mills operating culled and second-growth stands.

#### GROWTH AND DEPLETION.

Since the region is largely agricultural in its future possibilities, comparatively little in the way of timber growth can be looked for. The extent to which it is drawing on its forest capital is of great importance, because it is the source of our largest remaining hardwood supply. A net growth is taking place on only some 6.5 million acres carrying hardwoods of saw-timber size. The annual growth on this area is estimated at approximately 395 million board feet, or but little more than one-fourth of the normal annual lumber cut of 1,500 million board feet. In addition there is an annual growth of 301 million cubic feet (about 602 million board feet) on the 15 million acres with stands below saw-timber size, making a total growth for the region of 387 million cubic feet (about 997 million board feet).

In addition to the depletion in quantity of material there is a depreciation in the quality of the remaining stand. Of the 36 million acres of hardwood lands in the region, approximately 22 million acres are contained in the alluvial bottom lands of the Mississippi Delta. It is on these alluvial soils that the heaviest and finest stands of hardwoods remain, particularly oak, red gum, ash, and cottonwood, which in 1918 made up more than 50 per cent of the reported cut of hardwoods for the entire country. Oak and red gum are now being logged most heavily and in 1918 made up more than two-thirds of the total hardwood cut in the region. These species, because of the demand for them in the veneer industry, are two of the most highly prized hardwoods of the South, but they are valuable for veneer only when cut from virgin stands and in large sizes. With the rapid depletion of the present virgin stands there will therefore be a corresponding quality shortage, which will result in a relatively larger proportion of the future cut being made up of such secondary species as sycamore

and tupelo and of poorer specimens of the more valuable species, such as oak and gum.

#### THE FUTURE OF THE REGION.

This steady depletion of the hardwoods in the lower Mississippi Valley is accentuated by the fact that the bulk of the bottom-land stands are on some of the most fertile farm soils in the country. With the removal of the timber they will, for the most part, be devoted to agriculture. Drainage and clearing of the cut-over lands has been going on for more than a decade at a rate which indicates that not over 10 per cent, and probably less, of the area once under hardwoods will be allowed to come up to second growth. This change in the use of the land, which is of course in accordance with its highest utilization, means that the cut in the bottom-land region of the lower Mississippi Valley can not be maintained from second growth to the same extent as has been the case in the Northeastern and Central States. Once the present stand of timber on these bottom lands is gone, the hardwood supply of the country will be permanently reduced, and the future cut of hardwoods must come from second-growth stands of relatively inferior quality in other parts of the country.

#### NEWSPRINT SUPPLIES.

##### THE FACTS AS TO DEPLETION.

Newsprint paper is one of the leading products of the pulp and paper industry, which in its modern development depends upon the forest for its raw material. The present newsprint shortage goes back fundamentally to our dependence for newsprint production upon the forests of the Northeast and the Lake States, where timber supplies have already been seriously depleted, and where, considering the remaining stands, the pulp and paper industry is already seriously overdeveloped.

Until the abnormal demands, short supplies, and resulting prices of the past few months led to increased newsprint production through the utilization of plants designed for and formerly used in making other kinds of paper, there had been no expansion in the newsprint industry in the United States since 1909. The demands for newsprint paper had, however, been increasing by leaps and bounds. In 1899 our consumption amounted to 569,000 tons. In 1918 it had reached 1,760,000 tons, an increase of approximately 200 per cent. Per capita consumption of 3 pounds per person in the United States in 1880 had increased to 33 pounds per person in 1919. With an increase of 11 times in 40 years, rapidly increasing requirements between 1909 and 1919, and very little increase in production, imports were obviously necessary.

Before taking up the extent to which the United States is supplying its domestic requirements, the importance of the country's being on an independent basis so far as newsprint production and the necessary raw materials are concerned should be briefly considered. Dependence upon foreign sources for pulp wood or pulp newsprint exposes the American consumer to the danger of price control. He must also reckon with the possibility of embargo, which even now is far from being a theoretical menace. All exports of pulp wood are prohibited from the colony of Newfoundland. The Canadian Provinces have prohibited the export of pulp wood from crown lands, which form a very considerable extent of the timberlands both in eastern and western Canada. For a year or more American manufacturers have been apprehensive concerning the possibility of embargo on all pulp-wood exports from Canada. It would unquestionably be desirable to make the United States as nearly self-supporting as possible.

In lumber the United States is still an exporting country, but in pulp wood, pulp, and newsprint we have become large importers. From being self-supporting in newsprint production as late as 1909 the United States had, in 1919, 10 years later,

become dependent upon foreign sources for approximately two-thirds of our newsprint or its raw material.

The factors which have held our newsprint industry practically at a standstill in the face of rapidly growing domestic requirements are pertinent in a study of timber depletion. The various requirements of paper making have restricted the number of species which have gone into newsprint paper, and incidentally into all kinds of pulp and paper, very largely to four, of which spruce supplied 55 per cent of the total pulp manufactured in 1917, hemlock 16, balsam 7, and poplar 6, a total of 84 per cent from four species. The overcentralization of the industry in the Northeast and Lake States and the consequently serious overcutting of the timber in these regions is due in no small degree to this restricted use and the occurrence of these species chiefly in New England and the Lake States.

The lumber industry has followed the timber, but a much smaller investment per unit of output is required in the lumber mill than in the pulp and paper plant. On a prewar basis an investment of approximately \$1,500 per thousand board feet of daily product is required in lumber manufacture, whereas pulp and paper establishments require approximately \$50,000 per thousand feet of daily consumption. Large investments have therefore tended to hold the pulp and paper industry in the regions in which it was first established, and timber has been hauled increasing distances to the mills. A rail and water transport exceeding 500 miles is now not uncommon.

When overdevelopment of the American industry in the Northeast and the Lake States, as compared with timber supplies within our own borders, prevented further development, and when Canada began to take measures to withhold pulp wood for the upbuilding of a home industry, new construction to meet growing demands shifted to the other side of the international boundary, where it was welcomed by the Canadian and the various provincial governments. Since 1909, the year which marked the suspension in American development, Canadian production has increased from 150,000 tons to 800,000 tons, or approximately 433 per cent.

The depletion of supplies in the Lake States is clearly indicated in the rapidly increasing distances from which the pulp and paper mills find it necessary to secure their material. A representative of one of the purchasing companies which supplies a large number of the Wisconsin mills reports that in 1904 supplies were largely obtained within the State. Five years ago it had become necessary to go far north into Minnesota, but it was rarely necessary to ship material from points more than 50 miles north of Duluth. At the present time, however, a very material part of the supply is secured from the extreme northern part of the State. Spruce from Minnesota is now being hauled from 700 to 750 miles by railroad to the Wisconsin mills, and from Canada up to distances of 1,000 and 1,200 miles. The situation has become so critical that the Wisconsin mills are seriously considering the possibility of securing their raw materials from the Rocky Mountain region of Montana. For hemlock the paper industry must compete with the lumber industry for logs of saw timber size, and, unfortunately, from the standpoint of future supplies, the cut now includes a very considerable amount of material obtained from trees under saw timber diameters.

It is reported from New York, where nearly 50 per cent of our domestic newsprint production is now centered, that 50 per cent of the pulp and paper mills have absolutely no timber supplies of their own. For these mills there seems to be little ahead except closing in a comparatively few years. At least 60 per cent of the remaining spruce pulp wood in New York is in the State preserves, on which no cutting is allowed.

In New Hampshire the coniferous pulp wood has been cut very heavily, and 10 or 12 years will probably see the end of the supply. Aside from the State preserve in New York, the bulk of the remaining coniferous pulp wood of the East is

located in Maine. One of the best supplied pulp and paper companies in the State has holdings which at the present rate of cutting various estimates give a life of from 40 to 60 years. Holdings of another large company are estimated at about 20 years; of still another at 15 or 16 years. There are about 15 mills which have no lands of their own and which will probably have difficulty in purchasing material within 10 years.

The pulp and paper mills of the Northeast in general are becoming more and more dependent upon Canadian wood. So far as known, no company in the Northeast has sufficient holdings under present methods of management to guarantee anything approaching a continuous supply. Probably not over six companies control or own timberlands with supplies for more than 20 years.

The drain upon the forests for newsprint is very heavy. One large daily, for example, which consumes 20,000 tons a year, requires for that brief period the product of a century's growth on 7,500 acres of eastern spruce forest.

The present situation from the standpoint of timber supplies in the eastern United States for the newsprint industry is therefore very unfavorable, and the future holds no particular promise. The supplies already limited are being rapidly cut; many mills are already without timber of their own; the stands in eastern Canada have apparently been very much overestimated in the past; and little concerted effort has yet been made to increase the production of pulp woods in the Northeast, where the industry is at present centered. Only such effort, together with the development of the industry in the West and in Alaska, where there are still large stands of timber suitable for newsprint paper, can assure production in the United States which will even approximate domestic requirements. The situation as to other classes of paper is somewhat similar, although it may not yet be so serious, and is usually of less importance from the standpoint of public welfare.

#### ALASKAN SUPPLIES OF PULPWOOD.

Alaskan timber is so important from a national pulp-wood standpoint that it can not be allowed to pass without special comment. The timber, which is of particular interest, is on the Tongass National Forest in southeast Alaska.

While much of this timber is of saw-timber size and will in the future become increasingly valuable for lumber, it is believed that its real future is for pulp and paper. The stands are largely western hemlock and Sitka spruce, species now in use on the Pacific coast for newsprint and other paper manufacture. It is estimated that there are in the Tongass National Forest in the neighborhood of 70 billion feet board measure, in a comparatively narrow belt along the 12,000 miles or more of coast line. Water power is available, as is also deep-water transportation from numerous mill sites. This timber is for sale under practical and favorable terms and in amounts sufficiently large to justify the installation of plants. Since it is in a National Forest it will be cut under methods which will insure permanence of production.

It is estimated that the cut from this region alone will insure a perpetual supply large enough to meet one-half of the present newsprint requirements of the United States. There seems to be no reason why southeastern Alaska, situated in practically the same latitude as Norway and Sweden, should not become the center of a large pulp and paper industry which will be a source of local prosperity and of great national importance in the light of our present dependence upon foreign pulp and paper production. Alaska, in other words, is one of the centers to which the newsprint industry of the United States should look for a large future development. The same is true of other centers in the West, where immense sources of pulp wood supply are now almost wholly undeveloped. Much of this timber is in the National Forests.

## THE MOVEMENT OF PRICES.

Figure 2 shows the trend of pulp-wood prices in New England and contract newsprint prices and consumption in the United States since 1899. Spot market prices are shown for 1919 and 1920. Competition among American mills and between the American and Canadian product kept down the contract price of newsprint until 1916, in spite of the increasing cost of pulp wood. Another factor in keeping prices of newsprint down was the introduction of cheaper methods of manufacture, the effect of which was, in part, at least, to help to reduce prices between 1900 and 1909.

The general contract price level as represented by 100 per cent is \$2 per hundred pounds. This price level obtained until in 1916 the increased demand for newsprint outstripped production, and competition among purchasers for inadequate supplies succeeded that among producers to dispose of their product. Increasing demands and growing competition among newspapers forced contract prices up to \$4.50 in 1920. The

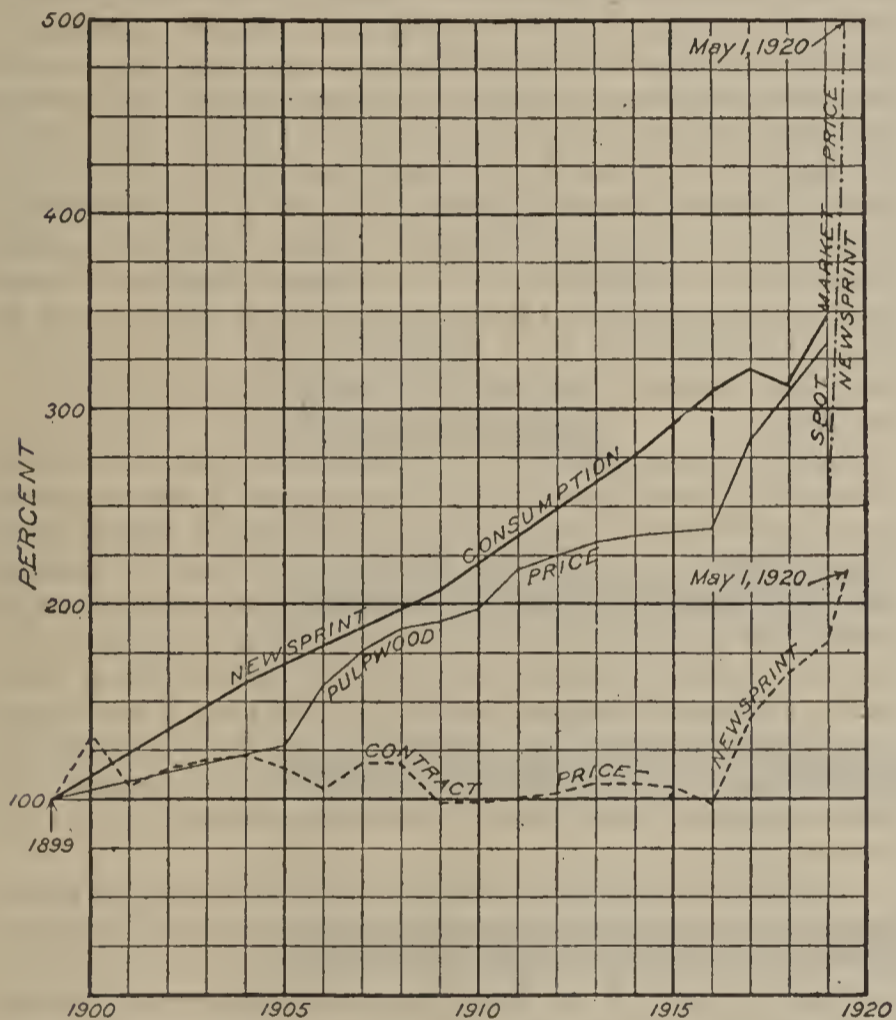


FIG. 2.—Rise of consumption and selling prices of newsprint in the United States and of the price of pulpwood in New England, 1899–1920.

curve as it stands does not take one important factor into account. Prior to the war the contract price was f. o. b. point of consumption, but during the war contract prices were changed to f. o. b. paper mill.

Spot market prices are shown only during 1919 and 1920, because prior to that time they are not available as separate quotations. In general, however, spot market prices before the war followed contract prices closely, and at times were even below them.

Prior to the war a relatively small percentage of the total newsprint consumption was handled on the spot-market basis. The larger newspapers particularly secured all, or practically all, of their supplies under contract. During the last year the larger newspapers have found it increasingly difficult to secure all of their supplies under contract, and have been forced to secure the remainder in the open market. It is in the open market that the full effect of competition for inadequate supplies is shown, and this is reflected in the much higher prices.

It is here that the speculative element in the handling of a necessary commodity at a time of shortage is fully brought into play. Unfortunately it is upon the spot market that the smaller newspapers, least able to increase returns by increasing advertising material and raising their advertising rates, must depend.

The depletion of timber supplies is first shown in competition for pulp wood and steadily increasing prices. Competition among producers for the sale of their product resulted for a considerably longer period in keeping newsprint prices at a fairly constant level. Only when the available timber supplies of the regions in which the newsprint industry had been developed became so short as to prevent normal additions to plant capacity and demand for newsprint exceeded its production did newsprint prices advance. Depletion has resulted since 1899 in a large increase in both pulp-wood and newsprint prices. It is merely the time when and rate at which the increase took place that has varied.

## NAVAL STORES SUPPLIES.

## DEVELOPMENT OF THE INDUSTRY.

So pronounced is depletion of the timber upon which our naval-stores industry depends for its supplies that it is commonly regarded as a dying industry in the United States. In colonial days, when the wooden shipbuilding industry of New England was of great importance, naval stores for domestic consumption, as well as for export, were secured from the pitch pine from Maine to New Jersey. The present-day naval-stores industry dates back also to early colonial times, but uses the longleaf and slash pines of the South.

The very name of the industry is no longer appropriate, since the bulk of its products—spirits of turpentine and rosin—are largely used for purposes having no connection with shipping. They are important constituents in such products as soap, paint and varnish, paper sizing, printing ink, greases, oils and belt dressing, soldering flux, shoe polishes, roofing and linoleum, fly paper, sealing wax, electrical supplies, matches, and various articles in the drug trade. The annual products of the industry exceed \$40,000,000 in value, more than half of which comes from exports. Since the Civil War it has held a place among the industries of the South inferior only to agriculture and lumbering. Since 1820, or in fact since statistics of any value are available, American production has led the world, and even at the present time is approximately 80 per cent of the total world production.

For the South as a whole, production has been falling off for a number of years. From slightly less than 34,000,000 gallons of turpentine in 1899, the first year of satisfactory statistics, it declined to approximately 17,000,000 gallons in 1918, a decrease of 50 per cent. Rosin production during the same period fell a proportionate amount.

The average production of the last six years has been 25,000,000 gallons of spirits of turpentine and 834,000,000 pounds of rosin, a production which has been easily absorbed by the world's industries.

## REMAINING SUPPLIES.

A study of the opinions and estimates of a number of the best-informed men in the industry, men representing every part of the territory and having more than ordinary means of information, indicates that there are not more than 31,000 crops of turpentine timber available and uncupped in the naval stores territory to-day. From this amount of timber it is estimated that not more than 166,000,000 gallons of turpentine and 5,000,000,000 pounds of rosin can be produced. In addition to the uncupped supply of timber, that which has been or is now being worked will probably yield 60,000,000 gallons of spirits of turpentine and 1,900,000,000 pounds of rosin, making the total available supply 226,000,000 gallons of spirits of tur-

pentine and 6,900,000,000 pounds of rosin. Our own markets and export demands will, it is believed, absorb 25,000,000 gallons of spirits and 825,000,000 pounds of rosin annually. At this rate the supply of timber now in sight would be exhausted in less than 10 years. It will actually be extended beyond this period by the production of wood turpentine and rosin and also by the gradual falling off in the rate of production as the remaining timber supplies become exhausted. The indications are, however, that the production of gum naval stores in the southern pine belt will within 10 years have been reduced to such an extent that export markets and even our own must look elsewhere for their main supplies.

The naval stores industry of the South has migrated from State to State, following the timber. North Carolina, where now production is negligible, was for many years the leading State. South Carolina has been practically abandoned by the industry for more than 20 years. Rising prices have induced a few operators to go back over the territory to work scattered second-growth stands and isolated patches of virgin timber, but it seems probable that these supplies will be exhausted within four years. Well-informed men in the industry believe that in from four to six years under present demands Georgia will take its place with North and South Carolina as an insignificant factor in production.

Florida has been the mainstay of naval stores production during the last 10 years, but the end of its supply is definitely in sight. Of late the value of its product has been more than twice as much as that of any other State, and nearly half the value of the naval stores produced in all Southern States. Fairly accurate data on the resources of Florida have been compiled by some of the large naval stores interests. This information, checked by estimates of well-informed operators in various parts of the State, indicates that at the current rate of production Florida can not hold its own for more than eight years. That the State will soon be brought to the position of North and South Carolina and Georgia is improbable, since a very considerable portion of the remaining timber is held by strong corporations in large, well-blocked bodies, and it is to be expected that exploitation will be more conservative and less wasteful and hurried. It is the opinion of the well-informed men in the Florida industry that not more than 5,000 crops of uncupped timber available for operation remain in the State.

Much of the longleaf and slash pine of Alabama has already been worked, and the greater portion of the remaining stand of uncupped timber is in the hands of large lumber companies. Turpentine operators, judging from the present rate of lumbering, foresee a possible increase in production for the next three years, followed by a very rapid reduction. They believe that the State will be practically eliminated as a large producer of naval stores within five years. General opinion places remaining stands at not more than 1,000 crops, including all second growth now merchantable.

Well-informed observers believe that Mississippi will show an increase in production during the next four or five years. The timber, however, both here and in Louisiana and Texas, is largely owned by lumbermen who will force a rapid exploitation for naval stores in order that the lumbering may not be delayed. Five thousand crops of uncupped timber are estimated. It is predicted that the crest of production will have been passed within five years, and that this will be followed by a rapid decline. Within eight years Mississippi will not be a leading State in naval-stores production.

The industry is comparatively new in Louisiana. The timber is largely held by lumbermen who excluded naval-stores operations very generally until four or five years ago. Much of the timber has been and some of it is still being cut unturpented. The average turpentine lease on many of these large holdings does not exceed two years in length. Of the 27 billion feet of

longleaf pine in Louisiana the removal of 20 billion feet for lumber is predicted during the next 10 years. A yield of not to exceed 13,500 crops is anticipated. Operators familiar with the situation agree that 10 years will probably see the beginning of a very rapid decline in production from Louisiana, and 15 years the end of the present supply.

Sawmills will probably remove 7,500 million feet of the 11 billion feet of longleaf pine in Texas during the next 10 years, and Texas is the last stand of the turpentine industry in the South. Naval-stores production in Texas will be increased rapidly as the Eastern States are exhausted, but operations will be seriously curtailed by the desire of timber owners to exploit the stands for lumber. The naval-stores industry estimates that there are not more than 4,600 crops in Texas and predicts practical exhaustion within 10 years.

#### METHODS OF EXPLOITATION.

While the rate of depletion of the supply of naval-stores timber has been greatly accelerated during the last few years by the rapid cutting of timber controlled by lumber interests, the naval-stores operators themselves are responsible for the fact that what was once the largest and finest naval-stores forest in existence is about to become a matter of history. The method of exploitation commonly followed during the last hundred years is crude, wasteful, destructive, and sadly shortsighted. Under the driving urge of maximum financial returns in a minimum of time, regardless of after effects, turpentine orchards even to-day are operated so destructively that the trees are exhausted in from four to six years and turned over to the sawmill man showing a loss due to turpentering of from 20 to 50 per cent.

That quick exhaustion of the turpentine productivity of the tree, and, in many cases, its early destruction, is not a necessity in the production of naval stores is shown by the French naval-stores industry. For the last 80 years a system of operation has been followed in France that permits an orchard to be worked for turpentine for from 30 to 50 years, practically without loss of timber. Coupled with this admirable system of operation is a plan of management under which a crop of new timber is continually growing into maturity to fill the gap left by the harvesting of mature timber. As a result of such foresight the French supply of naval stores is increasing yearly, both in value and in amount.

Conservative methods of turpentering in southern pine forests have been developed by the Forest Service and are now in commercial use on the Florida National Forest, and on private holdings of some of the more progressive operators. Inertia, not financial obstacles, must be regarded as the chief reason why these conservative methods have not been more generally employed. They make entirely possible, when combined with intelligent forest management, a permanent as against a self-destroying industry.

#### DEPLETION AND PRICES.

As in the case of lumber and newsprint, the superficial cause of abnormal prices is a combination of abnormal demand and shortage of the manufactured product. The stocks of turpentine and rosin at the chief points of concentration were lower at the end of the last naval-stores season than has been the case in many years. At the same time the demand, both foreign and domestic, has been stronger than at any other time during the past five years. The natural result has been keen competition for supplies on hand and consequent rise in price. As in the case of lumber and other industries, there have been increased costs. It has been difficult to secure adequate supplies of skilled labor. Credit inflation alone would have increased prices, but the fundamental difficulty has been the depletion of the timber supplies from which naval stores

can be secured and the great limitation of the producing regions already discussed. The price of spirits of turpentine, which for very many years fluctuated slightly above and below 50 cents a gallon, had risen nearly five times to a price of \$2.30 early in 1920, and similar increases occurred in prices for various grades of rosin.

With a prospective reduction in domestic production, the United States is facing in the near future rapidly decreasing ability to export naval-stores products, and even within a few years to meet home demands from the southern pine territory. There are possibilities of development of the industry with other species in the West, but under much more adverse conditions as to accessibility, labor, etc. The only other possibilities are imports or the use of substitutes.

**ORIGINAL AND PRESENT FORESTS OF THE UNITED STATES.**

**ORIGINAL FOREST AREA.**

The original forest area of the country is estimated to have been in the neighborhood of 822,000,000 acres. (See Table 3 and fig. 3.<sup>13</sup>) In the eastern United States a magnificent forest

<sup>13</sup> Various terms found in these and other accompanying tables and figures are used with the following meanings:

"Saw-timber areas" and "saw-timber stands" are stands of saw-timber size in accordance with the prevailing logging and milling practice of the region concerned.

of old-growth timber, wonderfully rich in variety of species and quality of material, stretched in an almost unbroken expanse from the Atlantic Ocean to the prairies. Pines and other softwoods predominated in the north and along the Atlantic and Gulf coasts, while in the Appalachians and on the fertile soils of the Central States and the lower Mississippi Valley

"Cordwood areas" and "cordwood stands" are stands not now of sufficient size to produce saw timber under the prevailing local logging and milling practice.

"Nonrestocking areas" comprise lands that once supported a stand of timber, which is now gone, and which is not being renewed.

"Virgin areas" and "virgin stands" comprise stands in which there is no net growth, such growth as takes place being offset by loss from decay and other causes. This excludes certain old-growth stands, as, for example, in California, which have not been lumbered and are ordinarily regarded as "virgin" forests, but in which a net growth is now taking place as a result of the present protection of such stands following their opening up by fire.

"Growing areas" and "growing stands" include all stands, irrespective of their size, in which current growth is in excess of current loss; that is, in which there is a net growth.

"Saw timber" comprises that portion of the stand on saw timber areas of sufficient size for manufacture into lumber. Board feet estimates of saw timber are given in terms of lumber tally rather than log scale.

"Cordwood" comprises that portion of the stand on saw-timber areas not of sufficient size for manufacture into lumber and the entire stand on cordwood areas. It may thus include occasional trees of saw-timber size which occur in cordwood stands but not in sufficient quantity to be lumbered.

"Total stand" includes both saw timber and cordwood.

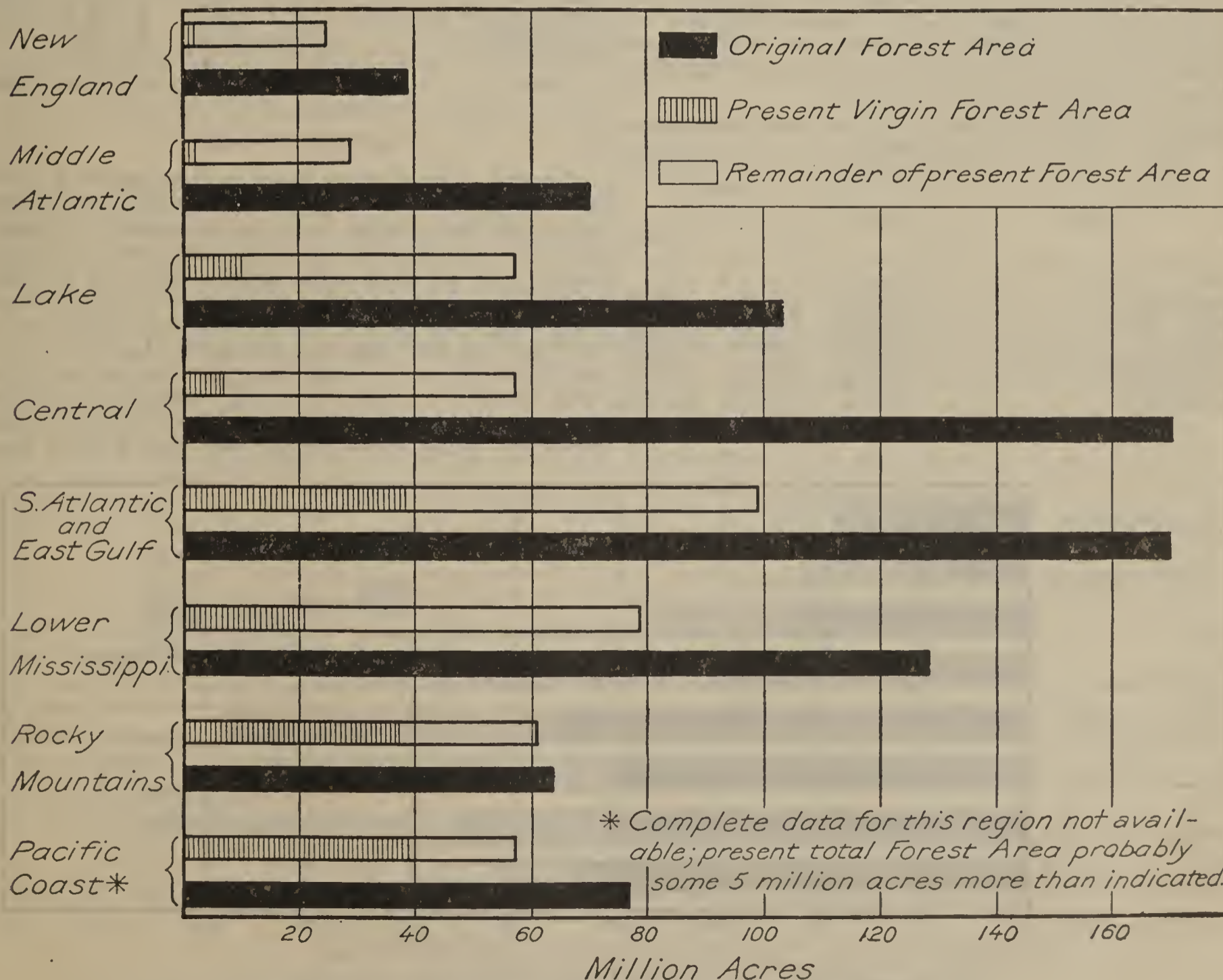


Fig. 3.—Original and present forest areas of the United States by regions.

oak, hickory, ash, chestnut, yellow poplar, and other valuable hardwoods abounded. In the West practically all of the area not too arid to support tree growth was also covered with a forest of virgin timber interspersed with occasional patches of younger, even-aged stands, as of Douglas fir and western white pine, following fire. Along the Pacific coast the heavy stands of redwood, Douglas fir, western hemlock, and western red cedar formed one of the finest forests in the world.

**PRESENT FOREST AREA.**

To-day of the original forest area there remains but little more than half or approximately 463,000,000 acres, excluding in both cases from 100 to 150 million acres of low-grade woodland and scrub. (See Table 4 and fig. 4.) Furthermore, so far has the utilization of the original forest progressed that of the total remaining area only 30 per cent, or 137 million acres, is virgin forest. The remainder includes 112 million acres of second-growth saw timber, 133 million acres of second growth below saw-timber size, and 81 million acres which are not restocking. Cutting has naturally been heaviest in the most fertile and most densely populated sections of the country. Thus in the Central States the original forest has been reduced to one-third of its former extent, while in the Rocky Mountains 95 per cent of it still remains. More than half of the virgin forests of the country are in the Western States, only 15 per cent of the virgin forest area being included in the Northern and Central States. Over nearly a fifth of the present forest area the original timber growth is not being renewed. The largest areas of nonrestocking land are in northern New England, Pennsylvania, the northern Lake States, the pine lands of the South Atlantic and Gulf States, and parts of the Pacific coast States.

TABLE 3.—Original and present forest areas in the United States by regions.

Region.	Original.	Present.	
		Total.	Virgin.
	<i>Acres.</i>	<i>Acres.</i>	<i>Acres.</i>
New England.....	38,908,000	24,708,000	2,000,000
Middle Atlantic.....	69,610,000	28,678,000	1,896,000
Lake.....	103,680,000	57,100,000	10,100,000
Central.....	170,560,000	56,682,000	7,150,000
South Atlantic and East Gulf.....	170,240,000	99,000,000	18,300,000
Lower Mississippi.....	128,400,000	78,865,000	20,835,000
Rocky Mountain.....	63,720,000	60,842,000	37,746,000
Pacific coast.....	77,120,000	57,586,000	39,369,000
Total.....	822,238,000	463,461,000	137,396,000

TABLE 4.—Present forest area of the United States by regions and character of growth.

Region.	Total (thousand acres.)	Per cent.	Saw timber (thousand acres).		Cordwood (thousand acres).	Non-restocking (thousand acres.)
			Virgin.	Grow-ing.		
New England.....	24,708	5	2,000	8,761	8,372	5,575
Middle Atlantic.....	28,678	6	1,896	9,559	10,793	6,430
Lake.....	57,100	12	10,100	13,930	12,570	20,500
Central.....	56,682	12	7,150	23,301	24,011	2,220
South Atlantic and East Gulf.....	99,000	22	18,300	27,900	32,080	20,720
Lower Mississippi.....	78,865	17	20,835	20,200	24,075	13,755
Rocky Mountain.....	60,842	13	37,746	3,313	14,533	5,250
Pacific coast <sup>1</sup> .....	57,586	13	39,369	5,292	6,425	6,500
Total.....	463,461	100	137,396	112,256	132,859	80,950

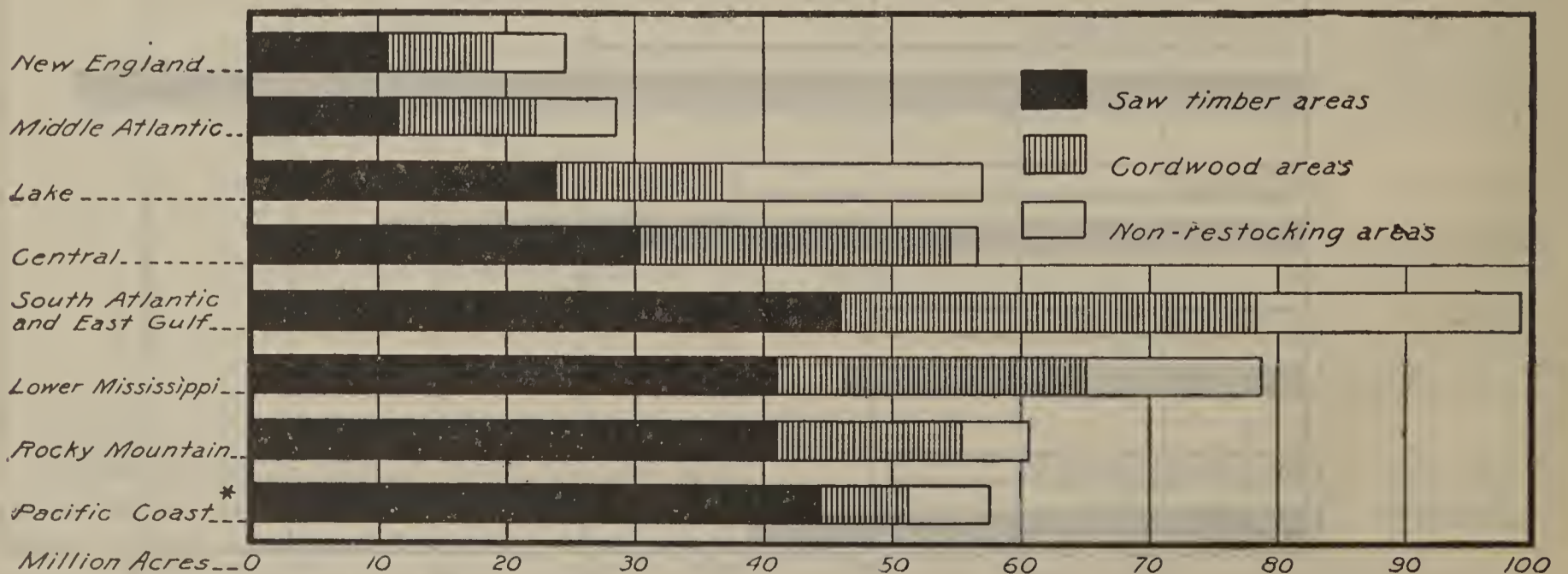
<sup>1</sup> Complete data for this region not available; total forest area probably some 5,000,000 acres more than indicated.

TABLE 5.—Stand of saw timber in the United States by regions.

Region.	Saw-timber area (thousand acres).	Total saw timber.		Softwood (million board feet).	Hardwood (million board feet).
		Million board feet.	Per cent.		
New England.....	10,761	49,799	2	38,480	11,319
Middle Atlantic.....	11,455	44,857	2	15,353	29,504
Lake.....	24,030	110,110	5	40,760	69,350
Central.....	30,451	144,470	7	11,318	133,152
South Atlantic and East Gulf.....	46,200	220,577	10	136,827	83,750
Lower Mississippi.....	41,035	280,908	13	148,308	132,600
Rocky Mountain.....	41,059	223,141	10	223,141	.....
Pacific coast.....	44,661	1,141,031	51	1,141,031	.....
Total.....	249,652	2,214,893	100	1,755,218	459,675

**SAW-TIMBER STANDS.**

The original stand of saw timber has been estimated at not less than 5,200 billion board feet. In the light of the cut that has already been obtained, and of present standards of utilization, it is probable that the actual stand was considerably larger. Even taking the lower figure, however, less than half of the original stand, or 2,215 billion board feet, still remains (see Table 5 and fig 5). Of this some 1,755 billion feet is softwoods and 460 billion feet hardwoods. Approximately 70 per cent of the total stand, including the best and most accessible timber, is in private ownership, while about 498 billion board feet, or 22 per cent, is included in the National Forests. States and municipalities together hold only 59 billion board



\* Complete data for this region not available; total forest area probably some five million acres more than indicated.

FIG. 4.—Forest areas of the United States by regions and character of growth.

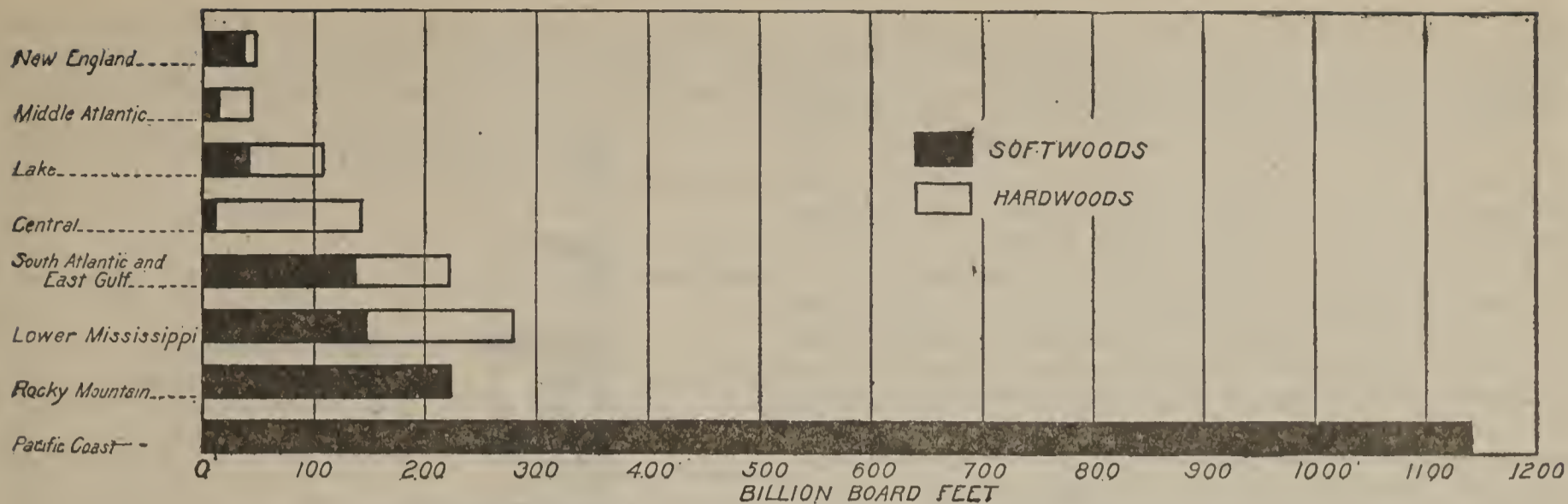


FIG. 5.—Stand of saw timber in the United States by regions.

feet, or less than 3 per cent of the total. (See Table 6 and fig 6.)

The exhaustion of the eastern forests and the steady progress of the lumber industry toward the West is well indicated by the location of the remaining stands of sawtimber. Thus, New England, the Middle Atlantic, Central, and Lake States, with 35 per cent of the total forest area, contain only 349 billion board feet, or 16 per cent of the total; while the Pacific Coast States, with only 13 per cent of the forest area, contain 1,141 billion board feet, or nearly 52 per cent of the total. (See fig 7.) Between these two extremes come the South Atlantic, East Gulf, and Lower Mississippi States, with 39 per cent of the forest area and 23 per cent of the sawtimber; and the Rocky Mountain States, with 13 per cent of the forest area and 10 per cent of the sawtimber. Altogether, 61 per cent of the present stand of sawtimber lies west of the Great Plains.

In other words, the depletion of our eastern forest resources has now reached the point where the softwood stands in the Northern and Central States can no longer contribute any large proportion of the total softwood lumber consumption of the country, where the Southern States are losing the commanding position that they have held for the last 20 or 30 years, and where the one great reservoir of softwood timber still left lies on the Pacific coast, chiefly in the Pacific Northwest. Douglas fir, with an estimated total stand of 596 billion board feet, approximately 85 per cent of which is in the two States of Washington and Oregon, is the principal species in the West. (See Table 7 and fig. 8.) Western yellow pine is a fair second, with a total stand of 250 billion board feet, 27 per cent of which is in the Rocky Mountains and 73 per cent on the Pacific coast. Following these two species, which together com-

prise nearly half of the softwood sawtimber in the entire country, come western hemlock, the true firs, and redwood, with stands of 95, 91, and 72 billion board feet, respectively.

TABLE 6.—Ownership of forest area and stand of sawtimber in the United States by regions.

Region.	AREA.					
	Total.	Federal.		State and municipal.	Private.	
		Total.	National Forest.		Total.	Farm wood lots.
	Thousand acres.	Thousand acres.	Thousand acres.	Thousand acres.	Thousand acres.	Thousand acres.
Eastern United States.....	345,033	5,578	4,578	4,300	335,155	152,465
Rocky Mountains.....	60,842	51,681	48,281	1,411	7,750	(1)
Pacific Coast.....	57,586	30,319	26,876	1,475	25,792	(1)
Total.....	463,461	87,578	79,735	7,186	368,697	.....

	STAND.					
	Million board feet.	Million board feet.	Million board feet.	Million board feet.	Million board feet.	Million board feet.
Eastern United States....	850,721	8,184	4,184	10,000	832,537	340,288
Rocky Mountains.....	223,141	157,618	145,449	9,791	55,732	(1)
Pacific Coast.....	1,141,031	434,300	348,000	39,000	667,731	(1)
Total.....	2,214,893	600,102	497,633	58,791	1,556,000	.....

<sup>1</sup> Not indicated because of lack of data.

In the East the only softwood with a stand comparable to any of these is southern yellow pine, with a total of 258 billion board feet, or slightly more than western yellow pine. (See Table 7 and fig 8.) Spruce and fir come next, with a stand

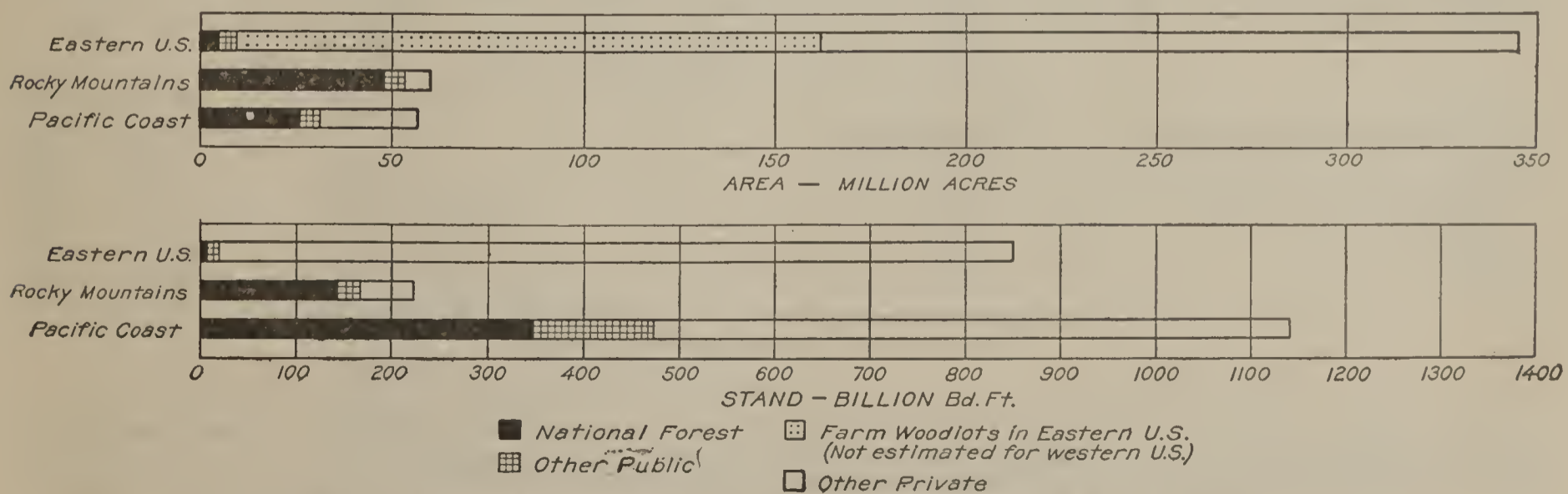


FIG. 6.—Ownership of forest area and stand of saw timber in the United States by regions.

of 32 billion board feet, followed by hemlock, white and Norway pine, and bald cypress. The stand of these six species together is considerably less than half as much as the stand of southern yellow pine, and is only 6 per cent of the total stand of softwoods. The total saw-timber stand of white pine, once regarded as "inexhaustible," is now less than the amount estimated to have been manufactured into lumber in either the Saginaw Valley or at Muskegon, Mich., and less than one-fifth of the total estimated cut from the State of Michigan.

Of the hardwoods the only large reservoirs of virgin timber still left are in the Lake State, the Southern Appalachians, and the lower Mississippi Valley. The first two of these contain, respectively, about 32 and 53 billion feet of old growth. There is also a considerable total stand of hardwoods, estimated at approximately 133 billion board feet, in the Central States outside of the Appalachians, but this is composed chiefly of second-growth material in widely scattered wood lots, and can not be counted on to contribute any large proportion of high-class material to the hardwood industries. Oak is easily the leading hardwood of the country, with a total stand of 157 billion board feet, followed by the three northern hardwoods—birch, beech, and maple—having together 91 billion board feet. (See Table 7 and fig. 8.) Three of the most valuable hardwoods—hickory, ash, and yellow poplar—together have an estimated stand of only 35 billion board feet, or less than 2 per cent of the total stand. That the depletion of the hardwood supply of the country has progressed even further than that of the softwoods is indicated by the fact that the hardwoods constitute only about 20 per cent of the saw-timber stand, as against nearly 30 per cent of the saw-timber cut. Moreover, the depletion is particularly marked in the case of the more valuable woods.

While the cordwood forms more than one-third of the total volume of standing timber, less than one-sixth of the total is on the cordwood areas, which average only about 850 cubic feet to

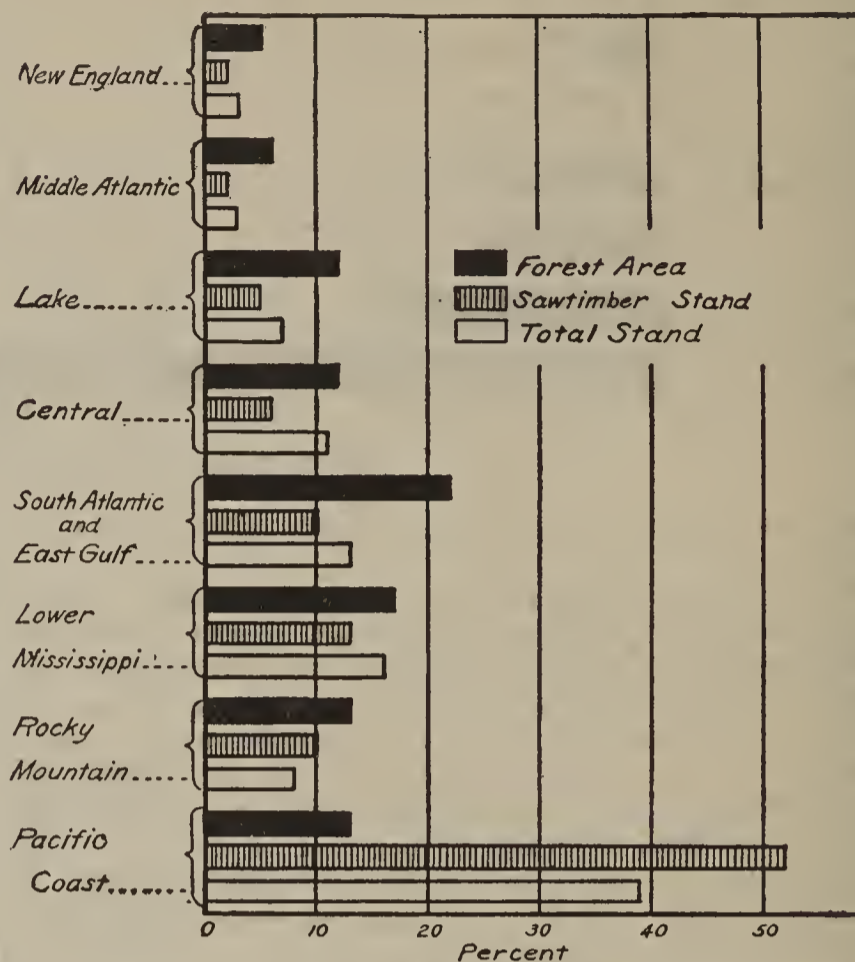


FIG. 7.—Per cent of total forest area, total saw timber stand, and total stand by regions.

TABLE 7.—Stand of saw timber in the United States by species and regions.

[Quantities in million board feet, lumber tally.]

Species.	Total.	New England.	Middle Atlantic.	Lake.	Central.	South Atlantic and East Gulf.	Lower Mississippi.	Rocky Mountain.	Pacific coast.
Eastern hardwoods.....	459,675	11,319	29,504	69,350	133,152	83,750	132,600		
Oak.....	157,372	1,510	5,500	8,301	64,712	27,889	49,460		
Birch, beech, and maple.....	90,784	8,143	16,897	36,076	20,505	4,522	4,641		
Red gum.....	44,222		176		3,728	13,400	26,918		
Chestnut.....	19,319	960	3,754		7,989	6,616			
Hickory.....	15,784	40	412	187	6,791	3,183	5,171		
Cottonwood and aspen.....	10,824	374	13	999	2,131	1,340	5,967		
Ash.....	9,988	215	513	1,893	2,929	1,256	3,182		
Yellow poplar.....	9,611		126	7	5,193	4,020	265		
Others.....	101,771	77	2,113	21,887	19,174	21,524	36,996		
Eastern softwoods.....	391,046	38,480	15,353	40,760	11,318	136,827	148,308		
Southern yellow pine.....	257,691				365	121,442	135,884		
Hemlock.....	30,896	1,804	5,036	18,301	3,910	1,845			
Spruce and fir.....	31,572	23,971	2,948	3,772		881			
Cypress.....	22,921					11,208	11,713		
White and Norway pine.....	23,457	9,816	4,037	8,000	515	1,089			
Others.....	24,509	2,889	13,332	10,687	16,528	362	711		
Western softwoods.....	1,364,172							223,141	1,141,031
Douglas fir.....	595,505							36,934	558,571
Western yellow pine and Jeffrey pine.....	249,578							66,125	183,453
Western hemlock.....	95,092							1,092	94,000
True firs.....	91,349							8,870	82,479
Redwood.....	72,208								72,208
Western white pine and sugar pine.....	57,071							18,586	38,485
Western red cedar.....	53,348							4,348	49,000
Lodgepole pine.....	43,919							39,353	4,566
Spruce.....	39,822							26,467	13,355
Others.....	66,280							21,366	44,914

<sup>1</sup> Includes small amounts of various species of yellow pine.

#### TOTAL STAND.

The total volume of standing timber in the country, including both saw timber and cordwood, is estimated roughly at 746 billion cubic feet. Of this, 485 billion cubic feet is saw timber and 261 billion cubic feet cordwood. (See Table 8 and fig. 9.)

the acre. This low average is in itself a striking indication of failure to secure a satisfactory restocking of our cut and burned over forest lands. This failure will have increasingly serious consequences, as depletion of the old-growth forests makes us more and more dependent on second-growth timber.






FIG. 8.—Saw-timber stands of some of the more important species in the United States.

TABLE 8.—Total stand in cubic feet on saw-timber areas and cordwood areas in the United States by regions.

Region.	Total stand.		Stand on—	
	Million cubic feet.	Per cent.	Saw timber areas (million cubic feet).	Cordwood areas (million cubic feet).
New England.....	20,850	3	15,492	5,358
Middle Atlantic.....	24,897	3	17,126	7,771
Lake.....	50,584	7	41,534	9,050
Central.....	85,118	11	61,319	23,799
South Atlantic and East Gulf.....	96,158	13	73,060	23,098
Lower Mississippi.....	118,364	16	95,252	23,112
Rocky Mountain.....	61,893	8	53,755	8,138
Pacific coast.....	287,724	39	274,874	12,850
Total.....	745,588	100	632,412	113,176

LOCATION OF REQUIREMENTS WITH REFERENCE TO PRODUCTION AND SUPPLIES.

In the comparatively near future all of our eastern timber regions which do not already import more lumber than they export will begin to do so.

The southern pine region as already shown is still a large exporter, but within 10 years production promises to be little,

if any, in excess of local requirements. In New England total consumption probably passed total output between 1880 and 1890, and within a few years this section will meet half of its total requirements from outside sources. New York has not produced lumber in excess of its own needs since a few years before the Civil War. The Pittsburgh district alone probably uses more lumber than is now cut in the entire State of Pennsylvania, and the State ceased to be an important exporter shortly after 1890. The Lake States as a whole still produce more lumber than they consume, but already Michigan and Wisconsin are net importers and it is practically certain that the Lake States as a whole will consume more lumber than they produce within 10 years. Ohio, Indiana, and Illinois since records have been kept have always imported more lumber than they produced. West Virginia, Kentucky, and Tennessee were probably net exporters for about 20 years after 1890, but if thrown together with Ohio, Indiana, and Illinois, they form a group which has always used more lumber than it produced.

No lumber-producing region in the East can with certainty be counted on to produce more lumber in 1930 than it will consume. The southern Mississippi Valley and possibly the southern Appalachian Mountains may produce more hardwood lumber than is needed locally, but they also are likely to be net importers if all classes of lumber are considered.

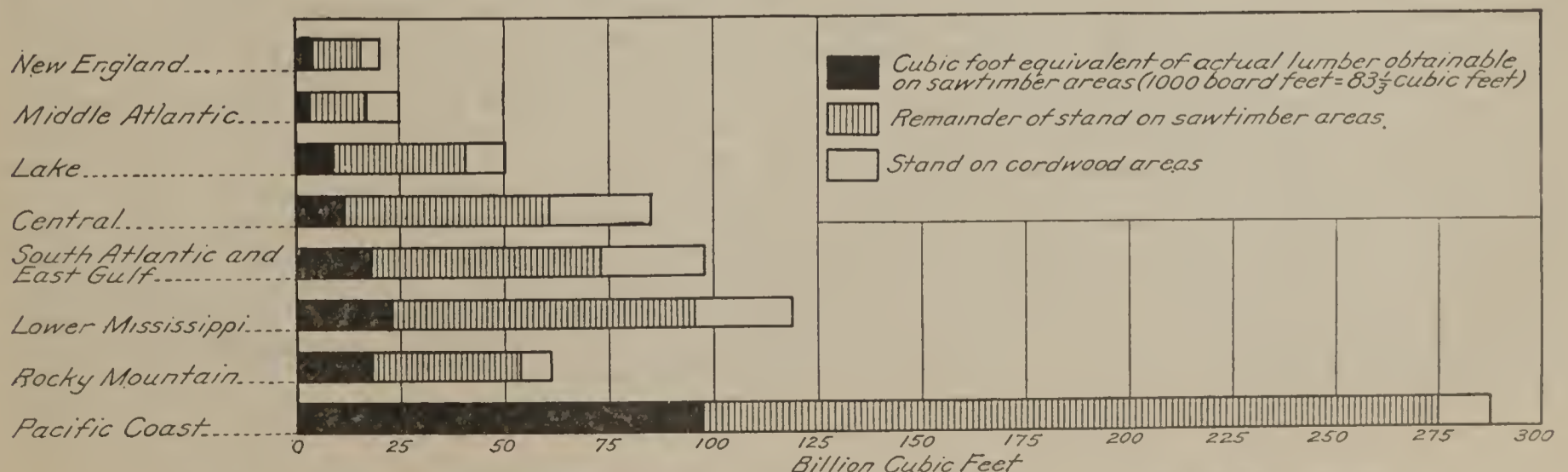


FIG. 9.—Total stand in cubic feet on saw-timber areas and cordwood areas in the United States by regions.

A representative of the National Lumber Manufacturers' Association<sup>14</sup> has recently predicted a decline in the cut of southern pine of 7 billion feet by 1930, and a further decline in other regions in the East of 2 billion feet, making a total of 9 billion. As further reducing the eastern output available for general markets he estimates an increase in export demand by 1930 of 1 billion feet of southern pine and an increase in local requirements in the South from 7½ billion feet to 9 billion. He estimates the total increased production necessary by 1930 from other regions in the United States or from foreign sources at 11½ billion feet.

From a prewar normal production of southern pine of 15 billion feet it is believed that a reduction to 9 billion by 1930 is very conservative, and the falling off of an additional billion is well within possibilities. The reported output of the southern pine region in 1918 was only 11 billion feet. The prewar normal of all other softwood and hardwood production in the East was somewhat less than 15 billion, and here a reduction of 3½ billion feet in the cut by 1930 would be conservative, with possibly

the western traffic during 1919 averaged slightly more than 26,000 feet to the car. At this rate every additional billion feet of lumber shipped east would mean 40,000 additional carloads. Five billion feet would make 200,000 carloads. In addition to the difficulty in building and maintaining additional equipment are the physical difficulties involved in moving such vast amounts of freight.

Assuming an average freight rate of \$15 per thousand on shipments of lumber from the West and increased demands upon that region of 10 billion feet in 1930, the annual freight bill for moving this timber to the eastern and middle western markets would be \$150,000,000. This is about one-half more than the present average transportation cost for the same quantity of lumber, and will form a part of the annual price of depletion. Prior to 1840 the entire lumber cut of the country was used within a comparatively few miles of the sawmill at which it was manufactured. Transportation costs from mill to market, then varying from \$1 to \$3 per thousand feet, have risen to a maximum of \$20 at the present time.

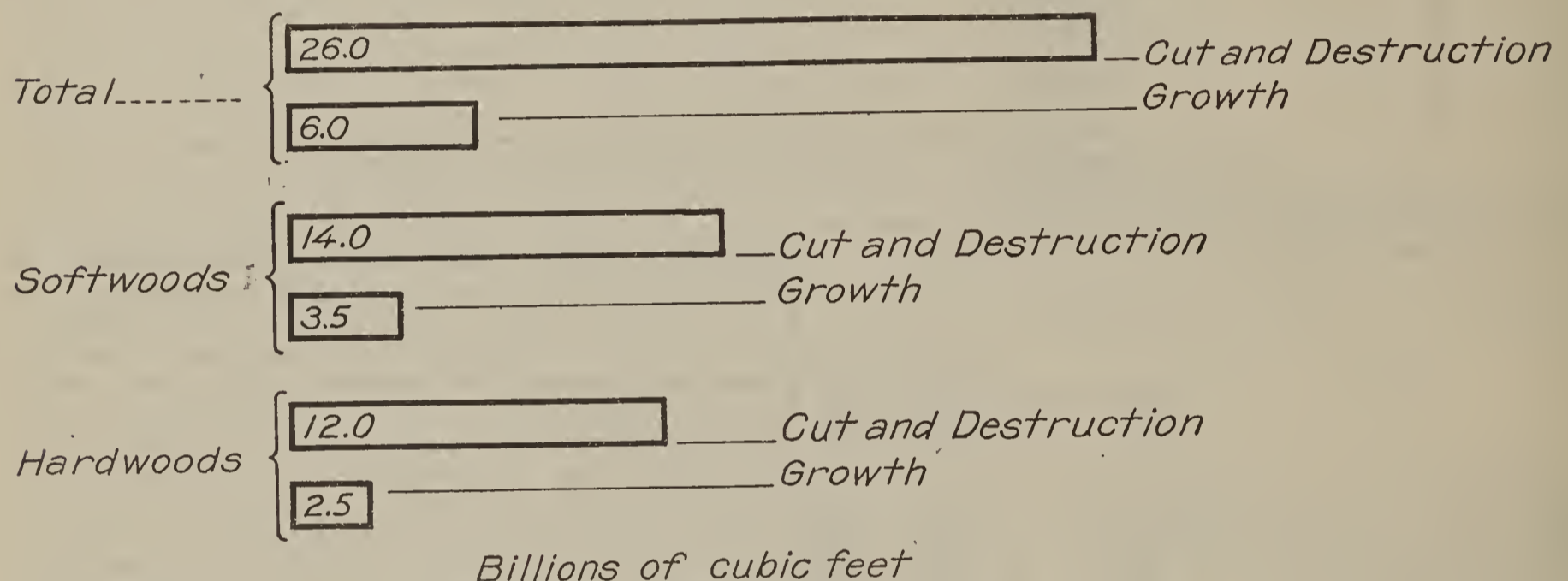


FIG. 10.—Relation between forest depletion and forest growth.

more than half of this coming from hardwood production. While no exact prediction can be made, it is certain that the total decline in output will be very large.

For hardwoods we can turn only to the tropics for materially increased supplies. For softwood lumber we still have large reserves in the West. Of the more heavily timbered Western States the least can be expected from Montana. Increased cuts are predicted from Idaho, California, and Washington by men in the industry most familiar with the situation. The main increases, however, will have to come from Oregon. So far as domestic production is concerned, the entire United States will therefore be chiefly dependent for lumber in excess of local production upon three or four States in the far West.

The part of the lumber traffic from the West which is not handled by ocean shipments via the Panama Canal must move east over the main lines of the transcontinental railroad systems. Even under conditions of the past 10 years there has been a constant complaint from lumber manufacturers of inability to secure cars. The situation has been at its worst during the past year. Shipments for a very considerable part of

Even more important than the mounting costs is the menace involved in having the principal markets of the country so entirely dependent upon distant regions for the supply of such an important raw material as lumber. Some of the railroad difficulties have already been discussed. Labor troubles are another possible contingency. How seriously bad weather conditions of a season or two at the logging camps can affect many industries and classes of consumers is now illustrated in the hardwood lumber region of the lower Mississippi Valley. Any one of many factors may disorganize the lumber markets and supplies of nine-tenths of the country, and a combination of these factors would be serious in proportion.

If we elect to depend upon imports instead of home-grown timber, there is, first, the question of whether timber from foreign countries will be actually available. It would have to come from greater distances, and obstacles in the way of securing it would be correspondingly greater. Transportation and other distribution costs would be increased, and higher costs are ordinarily represented in still higher prices to the consumer. Finally, we should have to compete for any supplies available with other countries which do not themselves produce all the timber they need.

<sup>14</sup> Life of the Softwood Lumber Industry, by F. V. Dunham, field representative of the National Lumber Manufacturers' Association, Southern Lumberman, May 8, 1920.

**FUTURE TRENDS IN REQUIREMENTS.**

Future trends in requirements will be considered in detail only for lumber. Our requirements for pulp wood will expand rapidly, but the volume required, as compared with lumber, is small.

The per capita lumber consumption in the United States in 1850, the year of the first fairly complete lumber census, was only 230 board feet, with a lumber production of 5.4 billion board feet and a population of 23,192,000. It then increased steadily until it reached its crest of 515 board feet in 1906, with a total lumber cut of approximately 45 billion feet. From 1906 to 1913 the per capita consumption declined to 430 board feet. The war curtailed production to 32 billion feet in 1918, or 300 board feet per capita, of which part was for war purposes. This restricted use resulted in the abnormal demands and unprecedented prices of the past year.

The experience of industrial European countries gives some indication of what American future requirements for lumber

over four times that for the entire country, in Pittsburgh three times, and in Chicago at least double.

Even with large allowances for the substitution of other materials for timber, it seems hardly possible that our annual demand for lumber for years to come will fall below 35 billion feet. This is 5 billion less than the prewar average of approximately 40 billion board feet. Even this will require a gradually reduced per capita consumption as population increases. For many years we shall find ourselves unable to satisfy our requirements with anything approaching the per capita consumption of either England or Germany. It follows that any future lumber production falling below approximately 35 billion feet, unless we can make up the difference by imports, will result in hardship to many classes of consumers and to many industries, like that experienced within the last year. Any such reduced consumption will unquestionably be the result of economic pressure from lumber shortages and high prices rather than of economic convenience. We have our warning in the present situation.

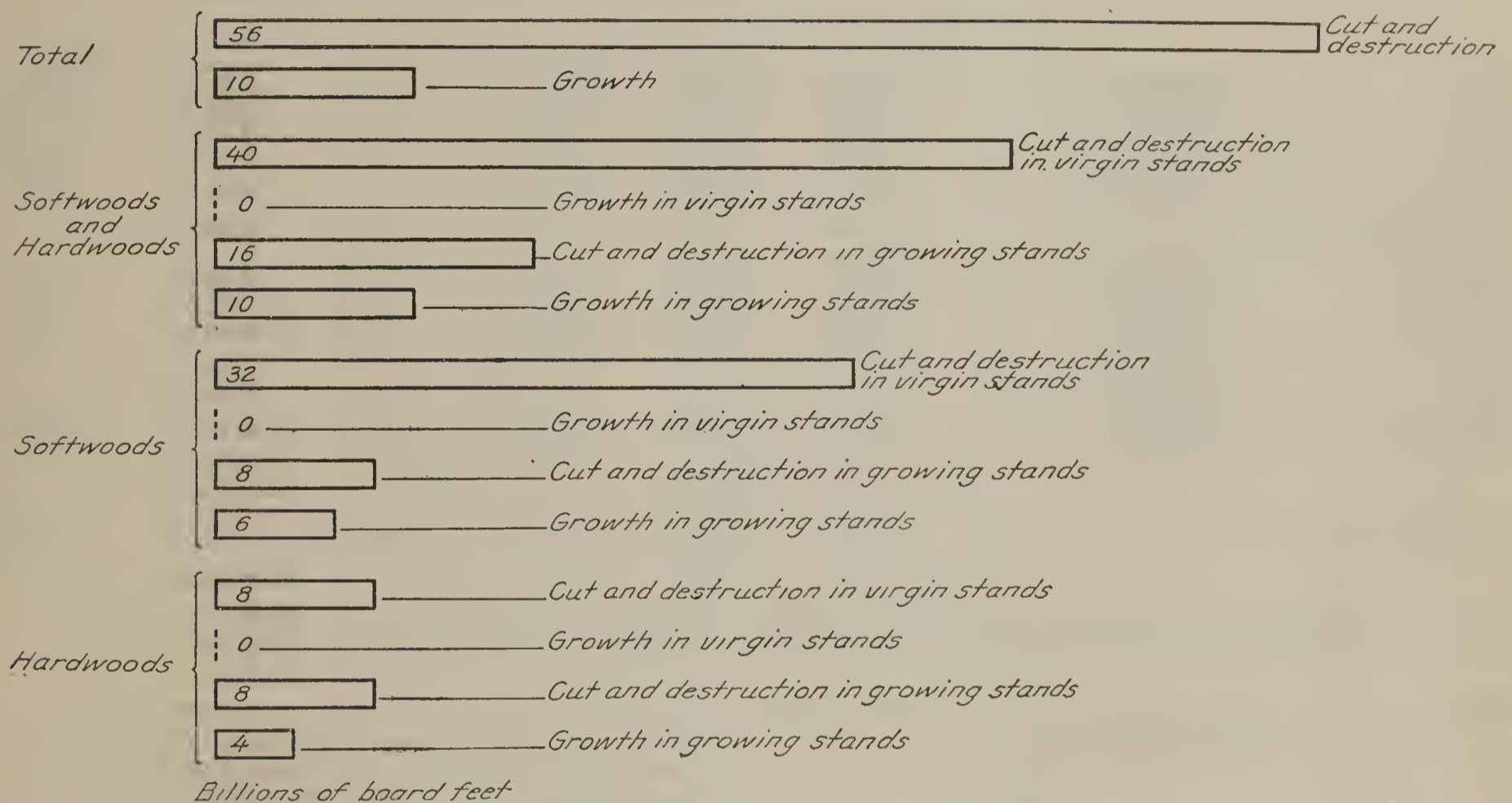


FIG. 11.—Relation between forest depletion and growth of saw timber.

will be. In England, for example, during the 60 years from 1851 to 1911 the consumption of lumber increased from 40 board feet to 120 board feet per capita, although 95 per cent of her requirements must be met through imports at high cost. Similarly, German home production at least doubled during the 60 years between 1840 and 1900. Industrial development made it necessary to import constantly increasing amounts of timber, and in spite of the cost of imported material, the per capita consumption at the outbreak of the war was about 150 board feet per annum.

The United States is still a new country. We still have large areas of undeveloped agricultural land. In much of our territory first construction was of such a character that replacement on a larger and better scale will be desirable if not absolutely necessary. Our population is growing rapidly and there is no reason to believe that it will not continue to grow. Industrial development in many sections has hardly begun. How large the per capita consumption in industrial centers is may be judged from the fact that in St. Louis the per capita consumption is

**DEPLETION AND GROWTH.**

**PRESENT DEPLETION AND GROWTH.**

The standing timber in the United States is being cut and destroyed at the rate of 26 billion cubic feet per year, or more than four times as fast as new timber is growing. (See Tables 9 and 10 and fig. 10.) That of saw-timber size is being cut for lumber and other uses and destroyed by fire, disease, and insects at the rate of 56 billion board feet per year, more than five and one-half times the growth of such material. (See fig. 11.)

Such data as are available (see Table 9) indicate that about 40 billion board feet is taken each year from our remaining virgin stands, in which there is no net growth in excess of decay. The other 16 billion board feet comes from growing stands, but their growth is only 10 billion feet annually. In other words, besides the very heavy drain on our rapidly diminishing supply of virgin timber, we are cutting even the second growth saw timber more than one and one-half times as fast as it is being replaced.

Comparison of the rates of depletion and of growth of all timber below saw-timber size discloses that even this material is being used up three and one-half times as fast as it grows, or at the rate of about 14 billion cubic feet, as compared with a growth of only about 4 billion feet. (See fig. 12.) If this serious situation continues it will reduce very materially the volume of the material which can reach saw-timber size in the future.

This depletion of small timber is proceeding at an especially rapid rate in the case of hardwoods, perhaps in part because the supply of larger timber has been practically exhausted in several regions. The cut of cordwood material in hardwoods amounts to  $8\frac{1}{2}$  billion cubic feet, five times the growth.

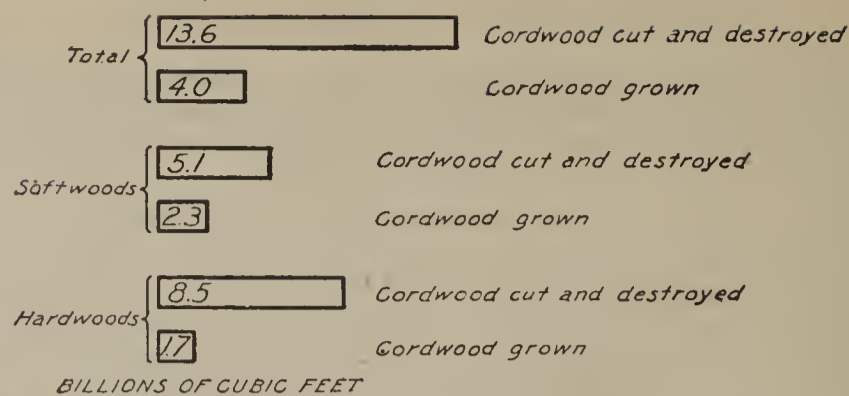


FIG. 12.—Relation between forest depletion and growth of cordwood.

TABLE 9.—Timber removed each year from the forests of the United States.

Cut.	Quantity.	Equivalent in lumber which could have been sawed from the same trees.			Equivalent in standing timber.		
		Hardwood.	Softwood.	Total.	Hardwood.	Softwood.	Total.
		<i>Board feet.</i>	<i>Board feet.</i>	<i>Board feet.</i>	<i>Cubic feet.</i>	<i>Cubic feet.</i>	<i>Cubic feet.</i>
Lumber.....	40,700,000 M board feet.....	8,700,000,000	32,000,000,000	40,700,000,000	1,905,300,000	7,008,000,000	8,913,300,000
Hewed ties.....	87,500,000 ties.....	2,100,000,000	525,000,000	2,625,000,000	840,000,000	210,000,000	1,050,000,000
Pulpwood.....	4,550,000 cords.....	200,000,000	1,400,000,000	1,600,000,000	64,350,000	468,000,000	532,350,000
Round mine timbers.....	250,000,000 cubic feet.....	375,000,000	375,000,000	750,000,000	162,500,000	162,500,000	325,000,000
Fencing.....	900,000,000 posts.....	165,000,000	660,000,000	825,000,000	360,000,000	1,440,000,000	1,800,000,000
Poles.....	4,250,000 poles.....	55,000,000	200,000,000	255,000,000	11,700,000	43,550,000	55,250,000
Shingles.....	8,850,000 M shingles.....	890,000,000	890,000,000	890,000,000	194,700,000	194,700,000	194,700,000
Vehicle stock, handles, woodenware, furniture, etc.	870,000 M board feet.....	850,000,000	20,000,000	870,000,000	196,500,000	3,190,000	199,690,000
Export logs and hewn timbers.	200,000 M board feet.....	100,000,000	100,000,000	200,000,000	22,500,000	22,500,000	45,000,000
Veneer logs.....	650,000 M feet logs.....	660,000,000	120,000,000	780,000,000	101,200,000	18,400,000	119,600,000
Tight staves.....	286,000,000 staves.....	380,000,000	55,000,000	435,000,000	83,250,000	11,990,000	95,240,000
Tight heading.....	21,000,000 sets.....	140,000,000	15,000,000	155,000,000	29,250,000	3,250,000	32,500,000
Slack staves.....	1,010,000,000 staves.....	265,000,000	40,000,000	305,000,000	58,080,000	8,580,000	66,660,000
Slack heading.....	61,000,000 sets.....	120,000,000	105,000,000	225,000,000	26,750,000	22,725,000	49,475,000
Hoops.....	333,000,000 hoops.....	90,000,000	90,000,000	90,000,000	19,650,000	19,650,000	19,650,000
Piling.....	1,500,000 pieces.....	20,000,000	70,000,000	90,000,000	3,900,000	15,600,000	19,500,000
Lath.....	2,375,000 M lath.....	375,000,000	375,000,000	375,000,000	163,800,000	17,550,000	181,350,000
Distillation.....	1,550,000 cords.....	135,000,000	135,000,000	135,000,000	146,250,000	146,250,000	146,250,000
Tanning extract.....	1,250,000 cords.....	60,000,000	15,000,000	75,000,000	18,720,000	4,680,000	23,400,000
Excelsior.....	200,000 cords.....	60,000,000	15,000,000	75,000,000	7,315,000,000	3,135,000,000	10,450,000,000
Fuel wood.....	110,000,000 cords.....	14,790,000,000	36,590,000,000	51,380,000,000	11,528,700,000	12,790,215,000	24,318,915,000
Total.....		14,790,000,000	36,590,000,000	51,380,000,000	11,528,700,000	12,790,215,000	24,318,915,000
Destroyed by--							
Fire.....		500,000,000	1,750,000,000	2,250,000,000	330,000,000	750,000,000	1,080,000,000
Insects, disease, etc.....		500,000,000	2,000,000,000	2,500,000,000	125,000,000	525,000,000	650,000,000
Total.....		15,790,000,000	40,340,000,000	56,130,000,000	11,983,700,000	14,065,215,000	26,048,915,000

NOTE.—Figures on amounts used are in most cases the most recent data available. For lumber the average total cut for the period 1909-1918 was taken (5 prewar and 5 war years). For export logs 1913 figures were used. Fire loss is an estimated average including bad years, such as 1910 and 1919.

TABLE 10.—Annual growth of saw timber and cordwood in the United States, by regions.

Region.	Growing area.	Annual growth.				
		Total.	Per cent.	Saw timber.		Cordwood.
				Board feet.	Per cent.	
	<i>Acres.</i>	<i>Cubic feet.</i>			<i>Cubic feet.</i>	
New England.....	17,133,000	474,000,000	8	609,000,000	28	341,000,000
Middle Atlantic.....	20,352,000	499,000,000	8	714,000,000	31	342,000,000
Lake.....	26,500,000	468,000,000	8	938,000,000	46	251,000,000
Central.....	47,312,000	906,000,000	15	1,453,000,000	35	587,000,000
South Atlantic and East Gulf.....	59,980,000	1,594,000,000	27	2,428,000,000	33	1,062,000,000
Lower Mississippi.....	44,275,000	983,000,000	16	1,752,000,000	39	600,000,000
Rocky Mountain.....	17,846,000	365,000,000	6	461,000,000	28	234,000,000
Pacific Coast.....	11,717,000	706,000,000	12	1,262,000,000	39	430,000,000
Total.....	245,115,000	5,995,000,000	100	9,672,000,000	35	3,877,000,000

With softwoods the depletion of saw timber is more striking, although the cut of small timber is also considerably in excess of its growth. Nearly three-fourths, or 40 billion board feet of the saw timber used and destroyed, comes from softwood forests, and about 32 billion feet of it from virgin stands. The total depletion of softwood saw timber is more than  $6\frac{1}{2}$  times its annual growth of 6 billion feet.

The enormous excess of depletion over growth of timber is not because of unduly large consumption of timber products. It is due in part to needlessly large losses from fires and other causes, which to a great extent can be controlled. But it is due most of all to the wasteful methods of cutting and to neglect of cut and burned over forest lands. There are now in the United States about 81,000,000 acres of waste forest land, devastated by cutting and by fires, on which nothing of value is growing or likely to grow without a huge expenditure for reforestation. This area is equal to the combined areas of the forest lands of France, Germany, Belgium, Holland, Denmark, Switzerland, Spain, and Portugal. Besides the waste land there are in the United States approximately 245,000,000 acres bearing second-growth forest. In a large part of this forest, wasteful cutting or excessive grazing have reduced production to a mere fraction of what it might be with proper handling. To convert such stands into valuable producing forests will in many cases involve expenditures as great as though the lands were devastated.

The area of devastated and partially devastated land is rapidly increasing. Timberlands are cut over much more closely now than formerly, with the result that after fires have killed out most of the young growth on logged-off lands there is little or no chance for reproduction to start. At least 5,500,000 acres of merchantable timber are cut over every year.

Part of it restocks and part does not. During the period from 1915 to 1918 an average of 9,400,000 acres of forest land was burned over each year, and in years like 1910 and 1919 the acreage was considerably larger. Some of this land restocks and some becomes waste, while the productivity of practically all is reduced.

#### POSSIBLE GROWTH.

If all of this land had been cut over in the first place, with due regard to securing a future stand, and had been protected from fires or excessive grazing after cutting, it would now be producing timber at least three times as fast as at present. Judging from the experience of other countries and from results obtained where forests have been carefully treated in our own country, it is believed entirely conservative to assume that

the 326 million acres could produce at an average rate of 60 cubic feet of wood per acre per annum, or, in terms of saw timber, 150 board feet per annum. This would mean a total annual growth on the present area of cut-over forest land, including that now devastated, of 19½ billion cubic feet of wood, including 49 billion board feet of saw timber. At the same rate of production for the remaining 137 million acres of virgin forest in which there is now no net increment, our total commercial forest area is capable of producing annually, after the virgin timber has been cut off, at least 27¾ billion cubic feet of wood, including 70 billion board feet of saw timber. This exceeds our present rate of use and destruction. With a reasonable per capita consumption, it would be able to meet indefinitely the needs of our growing population for wood and other forest products.

## FOREST DEPLETION AND LUMBER PRICES.

The course of lumber prices in the United States has been very materially affected by the successive depletion of old and development of new fields of lumber production. As one great forest region after another has been opened up two counteracting influences have been brought to bear on prices. One of these has been interregional competition. Exploitation has begun in new regions well in advance of exhaustion of the older sources of supply. The result has been to hold in check the gradual rise in price which would normally take place as competition relaxed with the diminution of supplies in the older regions and as exploitation advanced from the most accessible and easily logged timber to that involving higher costs of production and transportation. On the other hand the cutting out of the older regions and the resulting necessity of drawing lumber supplies from more distant fields has meant, of course, the periodic addition of new transportation costs.

### PRICE CHANGES AND REGIONAL DEPLETION.

Thus prices have tended to rise at a step from one level to another and then to hold pretty well on this level for a term of years rather than to follow an ascending curve. This is most marked with the softwoods.

#### EASTERN SOFTWOOD MARKETS.

Table 11 shows the lumber prices in eastern markets at five-year intervals from 1840 to 1910 and yearly from 1910 to 1920. The prices are computed throughout on a gold standard to eliminate the distortion resulting from depreciated values during the paper-currency period.

TABLE 11.—*Trend of average wholesale values (eastern markets.)*

Year.	Softwoods, 1-inch stock.		Hardwoods, 1-inch stock.	
	First quality per M feet.	Average quality per M feet.	First quality per M feet.	Average quality per M feet.
1840.....	\$20.91	\$10.50	.....	.....
1845.....	21.46	10.50	.....	.....
1850.....	24.35	10.50	.....	.....
1855.....	26.15	11.00	\$11.03	.....
1860.....	24.45	11.50	12.24	.....
1865.....	20.43	9.25	13.57	.....
1866.....	41.32	14.28	20.94	.....
1870.....	37.70	14.01	24.89	.....
1875.....	39.93	13.33	27.64	.....
1880.....	38.41	14.00	31.62	.....
1885.....	41.51	17.00	31.46	.....
1890.....	34.48	16.40	33.07	.....
1895.....	29.39	16.55	34.52	\$24.76
1900.....	34.06	21.50	39.29	27.57
1903.....	41.93	21.20	46.43	33.72
1905.....	42.59	22.06	41.97	31.80
1910.....	43.50	24.60	49.17	35.61
1911.....	45.06	24.52	50.59	35.45
1912.....	44.53	25.29	51.44	35.73
1913.....	44.92	27.88	53.99	38.61
1914.....	42.76	25.19	54.94	38.23
1915.....	41.89	24.68	52.94	35.49
1916.....	41.53	26.86	54.59	37.64
1917.....	42.60	29.09	56.00	38.92
1918.....	51.45	39.90	66.65	46.42
1919.....	61.58	44.42	72.62	55.54
1920.....	131.55	73.26	<sup>1</sup> 178.82	<sup>1</sup> 123.80

<sup>1</sup> Figures apply to first three months.

While a great variety of factors have influenced lumber prices, a succession of price levels with sudden transitions corresponding to important shiftings of the field of supply may be readily discerned. There has been much price fluctuation in the soft-

woods, but in every instance price declines have ultimately been regained and new levels have been established. The underlying cause has been the widening distance between the sawmill and the consumer of its product.

The trend of lumber prices in eastern markets since 1840 is further illustrated in figure 13, which presents average wholesale values of upper grades of softwoods and hardwoods separately in relation to the average price trend of all commodities. These values are expressed in percentages, with 1860 prices as the index basis, and on a gold standard throughout. Hardwood prices will be discussed in a subsequent section.

Between 1840 and 1860 average prices of softwood lumber in the eastern markets followed quite closely the average price of all commodities. The lumber was principally white pine from New York, New England, and Pennsylvania. The average value of upper grades in the wholesale trade fluctuated between \$20 and \$30, centering about \$25 per thousand feet, while material of average quality sold fairly uniformly at \$10 to \$11. Transportation costs were about \$1 per thousand. About 1850 white pine from the Lake States began to filter through to the Atlantic seaboard, and by 1860 Chicago had replaced Albany, N. Y., as the leading lumber distributing center in the world. The increase in volume of the more distant Lake States timber entering the eastern market from then on was accompanied by a price advance in upper grades from \$24 in 1852 to \$30 in 1858, and may be accounted for by a growing shortage of eastern white pine.

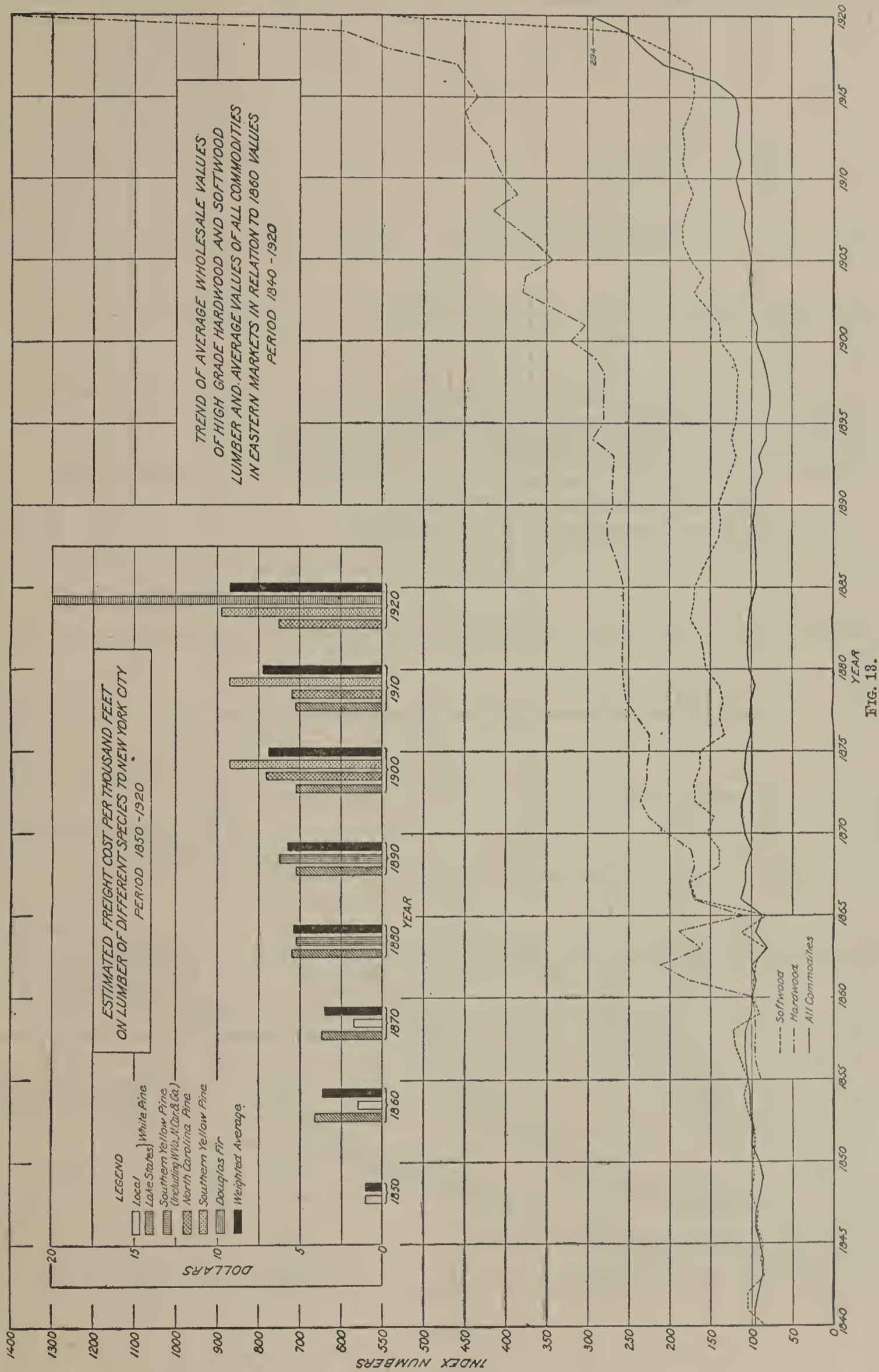
The Civil War greatly affected the price of lumber, in common with that of other commodities, through inflation; but calculated on a gold-standard basis softwood values did not increase materially until after 1865. But between 1865 and 1870 softwoods parted company with general commodity values, and with the exception of one brief period have so remained until the present time.

The softwoods reached their new price level in 1866. From that year onward lumber prices, except as indicated, remained well above the average for all commodities.

The general level of softwood uppers from 1866 to 1890 was between \$34 and \$40 per thousand, and that of the lower grades between \$14 and \$18, an increase over the prewar levels of \$10 to \$15 and of \$4 to \$8 per thousand, respectively. This was the period during which Lake States white pine was entering the eastern market in increasing volume, at increased transportation costs of about \$5 per thousand. Undoubtedly the increasing absorption of timber from the Lake States by the Middle Western States, whose development was proceeding rapidly, and the growing scarcity of local timber also exerted a lifting influence on softwood prices. Large rafts of lumber were passing down the Mississippi River to Memphis, Vicksburg, and even New Orleans.

The financial depression which began in 1873 caused a temporary decline of lumber prices in common with all commodities. Following 1879 softwood lumber prices advanced steadily until 1883, when the upward trend was checked by an increasing inflow to the large eastern markets of yellow pine from the forests of Virginia, North Carolina, South Carolina, and Georgia, and the rapidly increasing cut in the Lake States. Supplies were brought to New York, Philadelphia, Boston, Baltimore, and other eastern centers by water transportation.

During the year 1887, for example, over 200 million feet of southern pine was received at New York, an increase of nearly 30 per cent over 1886. Only a few years before there was but



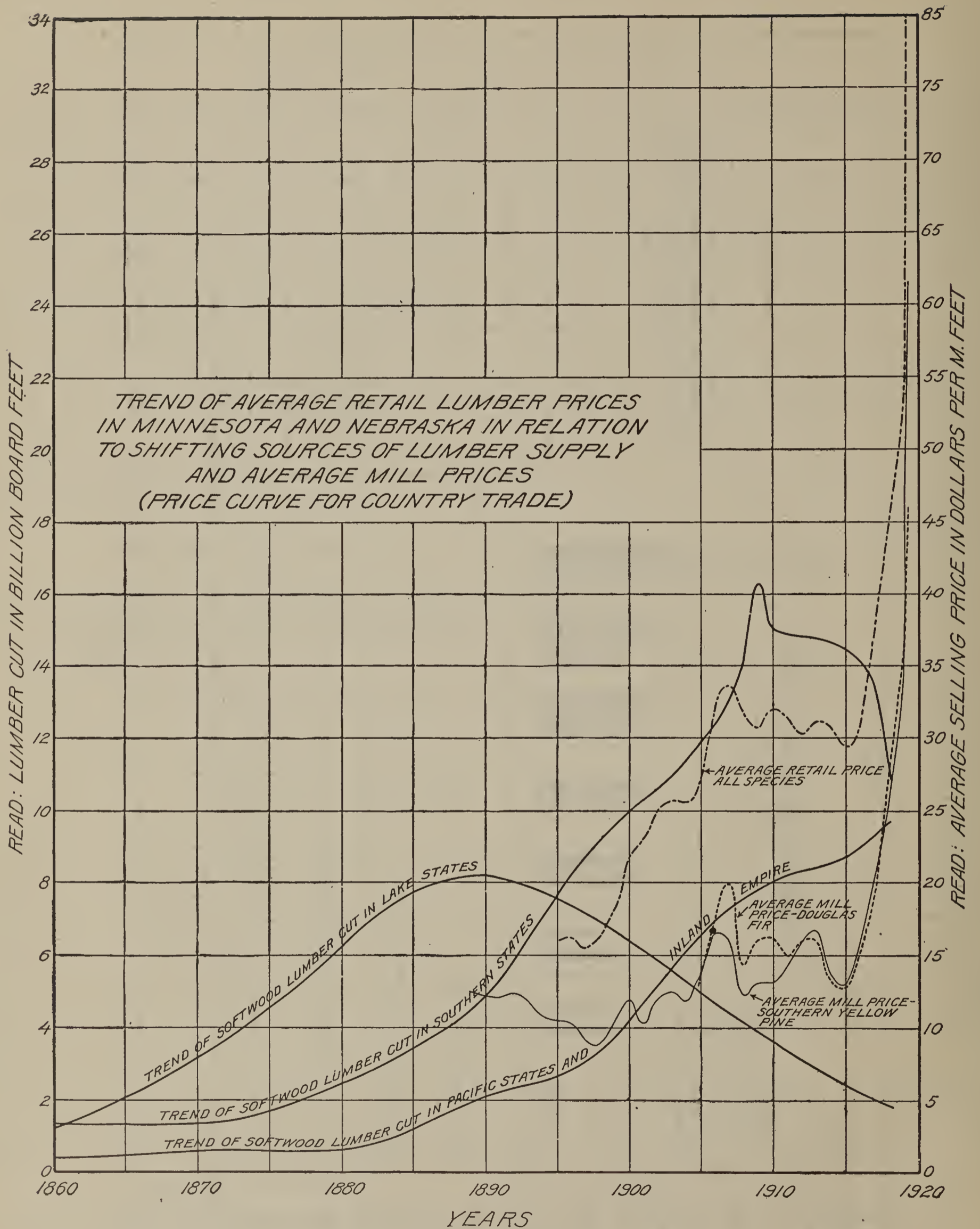


FIG. 14.



one yellow pine yard in New York, and the receipts were insignificant.

The interregional competition which grew out of the rapid expansion of the lumber industry in the Lake States and the South during the eighties, together with the continued production in New England and Pennsylvania, was unquestionably the dominating factor in crowding softwood lumber prices downward and holding them at temporarily low but fairly uniform points for a decade following 1890. The average value of the upper quality lumber centered about \$30 per M feet, and that of the lower quality between \$16 and \$17 per M feet. During this period the lumber-price trend coincided very closely with the ups and downs of the all-commodity price average.

By 1900 the Lake States white pine and the South Atlantic yellow pine were waning factors in the New York market. This was due not only to the decline in cuts in these regions but also to the increasing absorption of lumber by expanding markets west of New York. The bulk of the softwood lumber in the eastern markets came more and more from the Gulf States by rail and water, with increased transportation charges totalling \$6 to \$9 per thousand. This resulted in prices again moving steadily upward and the establishment of a new level. The graph reflects between 1900 and 1906 an increasing divergence of lumber above average commodity prices.

From 1903 to 1917, the period of greatest decline in the cut of the Lake States, the level of softwood prices remained fairly uniform. Upper grades averaged from \$40 to \$45 and lower grades from \$24 to \$26 per thousand, an advance of from \$10 to \$15 and from \$5 to \$10, respectively, over the previous level. There were, of course, minor fluctuations, and since 1907 an abnormal pressure downward on prices arising from weak markets and overproduction in most, if not all, of the producing regions. This is especially true of the years 1914 to 1916, a period of great regional competition in all large softwood lumber markets.

In 1917, it will be noted, the curve for all commodity prices advanced sharply beyond softwood lumber prices for the first time since 1865, due, of course, to war conditions and the fixing of prices by the Government for the more important softwood species.

With the close of the war came the opening of a new period. Radical changes had taken place in the general situation. The strain of overproduction and intense regional and interregional competition was markedly relaxed. The cut of southern pine had fallen off some 3½ billion feet since 1915, and lumber production in practically all regions excepting the West was below normal. With the first development of sharp demand following the middle of 1919, therefore, there was demonstrated as never before in the history of lumber prices the effect of regional reduction of lumber production and its consequent weakening of the great leveling influence of interregional competition.

By March, 1920, average mill prices in both the South and the West were more than double the average prices received in 1918 and more than four times those of 1914. These increases were swiftly reflected in the large eastern markets. The average value of upper softwood grades was \$42 per thousand in 1914, \$51 in 1918, and \$131 a thousand in March, 1920. Similarly, lower grade material rose from \$25 in 1914 to \$40 in 1918 and to \$73 in 1920.

These phenomenal price advances, although precipitated by a variety of factors, unquestionably reflect in part a current transition to another lumber price level, the measure of which is clouded in present abnormal conditions of trade and finance,

supply and demand. The new level will be founded on permanent increases in production costs and the increasing extent to which eastern markets will have to draw upon western lumber at transportation costs of \$15 to \$20 per thousand feet.

Softwood wholesale lumber prices since 1840 have therefore passed through three main levels in eastern markets and are now apparently in the initial stages of the fourth. The first level, prior to 1861, was characterized by local supplies and upper grade prices of \$20 to \$25 per M. The second extended from 1865 to about 1900, with prices of from \$35 to \$40, and supplies drawn from the Lake States, and the third level, from 1900 to 1918, with the Southern States as the main source of supply, and with prices of \$40 to \$45. Prices for the fourth level are not yet stable.

#### MIDDLE WESTERN MARKETS.

In the markets of the Middle West the effect upon lumber prices of changes in sources of lumber supplies, with their accompanying changes in transportation costs, lumber stocks, and interregional competition, is even more strikingly shown. These Middle Western markets have during the past 25 years been dominated by first one species and then another. Each change has grown out of cumulative forest exhaustion or reductions of lumber cut in main forest regions tributary to the markets.

Prior to 1900 lumber stocks in the retail markets of the Middle Western States were largely of white pine from the Lake States, distributed at low transportation costs by water and short rail hauls. Lumber production of the Lake States was at its peak. White pine moved in heavy volume by water to Chicago, and in the form of logs down the Mississippi River. Practically every river town of importance had one or more sawmills. Dubuque, Davenport, and Rock Island, all in the very heart of the consuming region, had, for example, many mills from which lumber was distributed locally and by rail to consuming markets. Transportation costs were relatively small, lake rates to Chicago, for example, ranging from \$1 to \$2 per thousand feet.

Following 1900 the sharp decline in the production of northern pine, due to the exhaustion of the more accessible forests, was reflected in a gradual shrinkage of white-pine lumber from the stocks of retailers farthest removed from the white-pine region. Mills along the Mississippi River, unable longer to get steady supplies of logs, began to close down. By 1905 most of the mills from La Crosse and Winona downward were idle. Coincident with these movements wholesale and retail lumber prices, even in the southern Minnesota region, began to move upward. Wholesale prices of common grades of northern pine increased \$8 to \$17 a thousand feet, while the retail prices advanced \$10 to \$15 a thousand feet. This upward movement of average retail prices from around \$16 in 1895 to \$25 in 1905, in response to mill prices and the declining softwood cut in the Lake States, is clearly reflected in figure 14.

During the same period yellow pine from the South was moving northward in increasing volume, taking markets which northern pine could not supply and exerting through interregional competition a restraint upon increasing white-pine prices. From a production in 1899 of less than 10 billion feet, the cut of southern pine increased to more than 16 billion feet in 1909, carrying with it a gradual transition of lumber stocks from white pine to southern pine throughout a large part of the region. The southern forests were, however, less accessible to the principal markets of the region, and in place of water transportation in part or in whole, rail transportation amount-

ing to from \$4 to \$6.50 per thousand feet was necessary. This imposed an added cost to lumber and raised the general level of lumber prices. Had not these great southern forests been available to meet the rapidly increasing demands of the region and to replace the declining cut of the Lake States, lumber prices in the Middle West following 1905 would unquestionably have reached and maintained a materially higher level than has actually existed.

Following 1912 southern yellow pine was the predominant species in the retail yards of Missouri, Kansas, Oklahoma, Nebraska, Iowa, Indiana, and Illinois. It dominated the retail trade. In western Kansas and Nebraska and in North and South Dakota Douglas fir from the coast and western pine from the Inland Empire had largely replaced white pine, while in Wisconsin hemlock formed the principal species in the lumber yards. Only in Minnesota and immediately contiguous localities was white pine the leading species in the retail trade.

It will be noted from figure 14 that from 1906 to 1917 the level of retail lumber prices fluctuated around \$30 per thousand feet and mill prices around \$15. This is explained by the development of further interregional competition from the western forests.

Following 1900 the cut of the Pacific Coast States increased rapidly from about 3 billion to more than 7 billion feet in 1910. Surplus stocks soon began to move eastward, and Douglas fir from the West Coast and western pine from the Inland Empire became active factors in the northern-pine markets of the Dakotas and Minnesota and in the southern-pine markets of western Nebraska and Iowa. The period 1908 to 1916 was one of periodic business depression and overproduction at the mills. In order to move stocks of lumber in the South and in the West, prices were often set at cost of production or less. Southern pine and Douglas fir met in keen competition in the Prairie States. This expanding movement in yellow pine and Douglas fir competing for markets naturally exerted a leveling pressure upon lumber prices. It was a buyers' market. Buyers whipsawed the price of one species against the other, and thereby exerted further pressure downward on both wholesale and retail prices.

From the standpoint of the public, or the lumber consumer, the situation is illustrative of the great economic advantage of having large available forests in different producing regions. When the supply of lumber from the Lake States first began to decline radical price advances were unquestionably prevented by the inflow of a great volume of lumber from the South. As the southern pine lumber established itself in the markets of the Middle West, the exhaustion of timber in the Lake States reached a point where northern pine and hemlock ceased to become effective competitive factors, except in very limited regions, but further advances in lumber prices were checked by the great inflow of lumber from the West.

The increasing volume of western lumber in the middle western markets obviously increased the freight rates borne by lumber. That these increases are not reflected by figure 14 is due to the fact that during the period 1910 to 1916 they were largely absorbed by the mills in lieu of profits in order to move surplus stock. These conditions are shown graphically in figure 15. They therefore have acted as springs, exerting pressure upward and intensifying the responsiveness of prices to any release of pressure from above. In the retail trade of southern Minnesota, for example, the average transportation cost borne by lumber in 1905 amounted to about \$3 per 1,000 feet. In 1915 it had increased to \$8.50, and in 1919 to practically \$12 per 1,000 feet.

Normal markets for lumber in the Middle West largely disappeared during the war. The needs of the Nation in prosecuting the war, however, eventually absorbed available lumber stocks. There was little active demand for lumber, but potential demands steadily accumulated. In the meantime lumber production in almost all regions declined. Restrictions on lumber were lifted following the armistice, and the great pent-up demand for lumber was released into normal channels of trade. Prewar conditions of business depression and overproduction at the lumber mills had passed. There developed, indeed, a striking reversal of those conditions. Lumber was needed in great volume to supply the shortage of homes and other buildings. Wood-using industries were short of lumber to resume business on a prewar scale. Industries began to expand on the abnormal increase of credit growing out of war financing. Production of southern pine lumber had passed its peak. The South was prosperous and in need of lumber. It absorbed the cut of southern mills at high prices in greater volume than ever before, while eastern markets likewise drew more heavily upon the South.

As a result of the foregoing conditions, the former dominating and far-reaching competition of yellow pine was much contracted, and the great markets of the Middle West were left primarily dependent upon timber from the Pacific coast and the Inland Empire. The greatly reduced cut of the Lake States' forests was wholly ineffective as a competitive factor in exerting a leveling influence upon prices, and the upward pressure of increased transportation costs and lean profit years prior to the war was set free to act. Within a year or 18 months Douglas fir became the principal species throughout the greater portion of the Middle West. To-day it forms 80 to 90 per cent of the retail stocks in Minneapolis, which has always been a great white-pine market. It is found in Chicago in greater volume than any other species. In Kansas City, which is on the very edge of the southern pine district, it forms more than 50 per cent of the lumber stocks.

In the foregoing conditions may be found the underlying causes for the chaotic price situation which developed in these middle western markets during the latter part of 1919 and the first months of 1920. Beginning with June, 1919, prices moved steadily upward. It was the beginning of an intensified sellers' market. Wholesale and retail lumber prices reached the highest point in the history of the industry. As shown by figure 19, the average sales values of retail stocks in country districts in March were around \$85 per 1,000 feet, while average wholesale mill prices ranged from \$45 to \$60. The trade was plunged into confusion. Buyers needed lumber and were willing to bid for it. For several months prior to March, 1920, lumber practically lost uniformity of price in many markets. Quotations in the same market varied from \$2 to as much as \$50 per thousand feet on the same grade. The tables of 1914 and 1915 were turned. Sellers whipsawed buyer against buyer. Lumber was auctioned to the highest bidder, with prices continually going higher. On some of the upper grades, especially among the hardwoods, sellers refused to make quotations or to grant options on expected material. Through the use of the transit-car privilege dealers often held cars for big prices, paying demurrage charges and gambling on further price advancements. Instances were cited where transit cars changed hands six and eight times standing on the sidetracks.

The movement of lumber prices and lumber stocks in the Middle West reflect what occurred in varying degree in practically all other large consuming markets dependent upon lum-

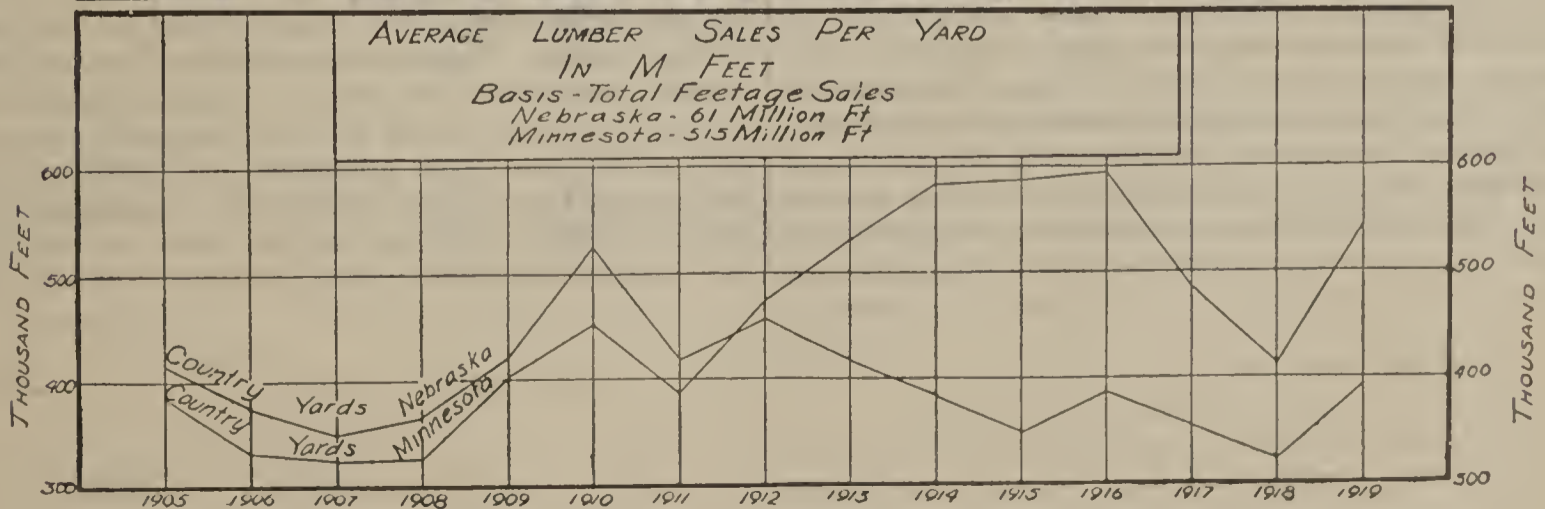
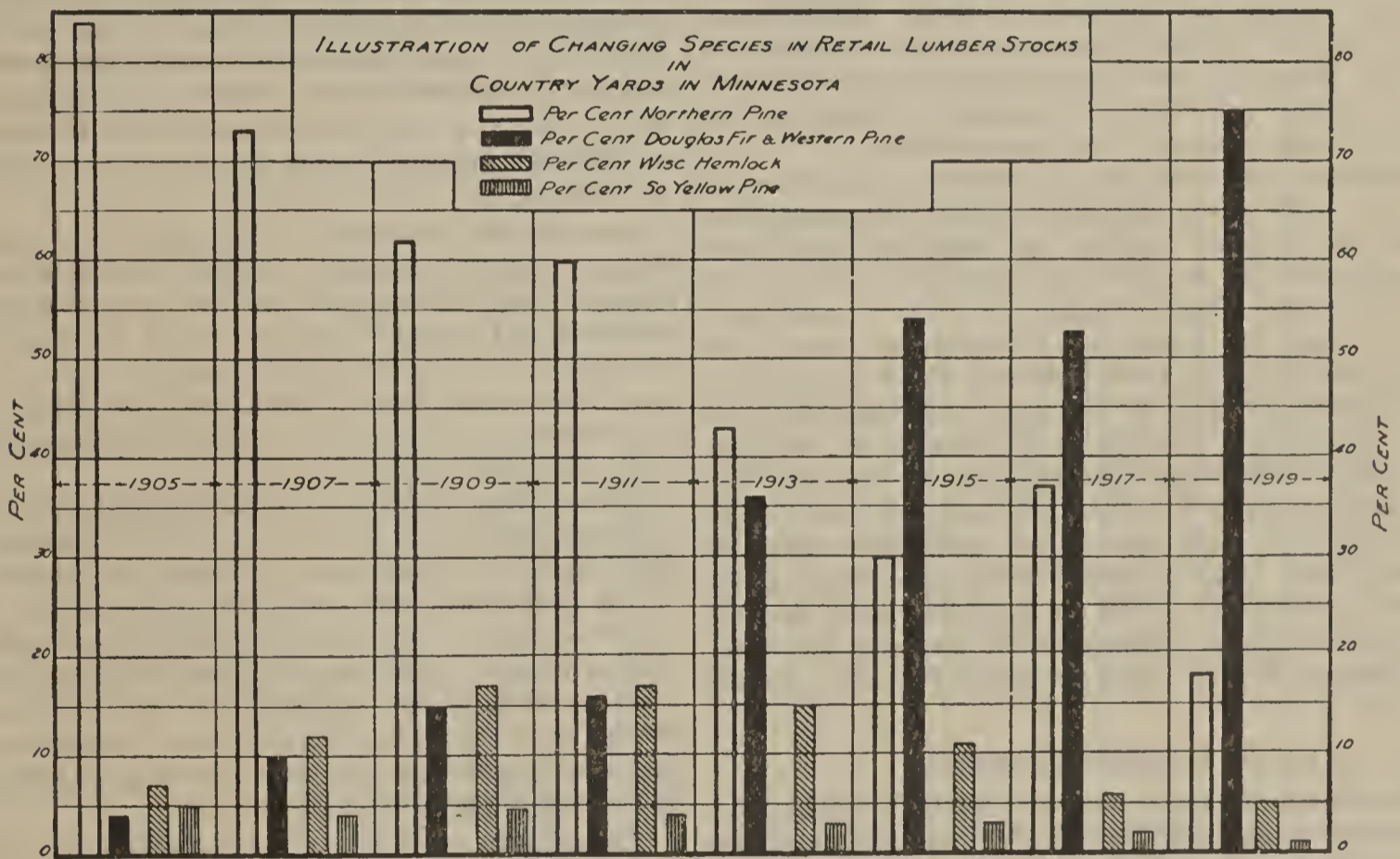
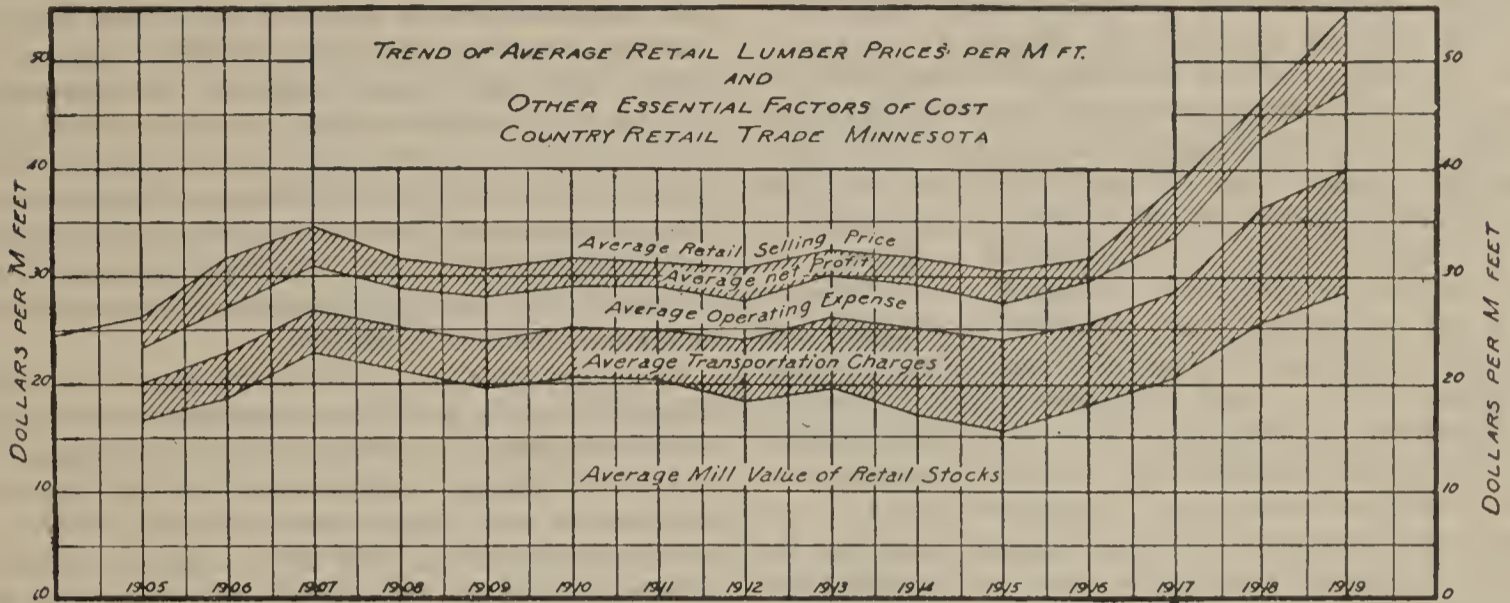
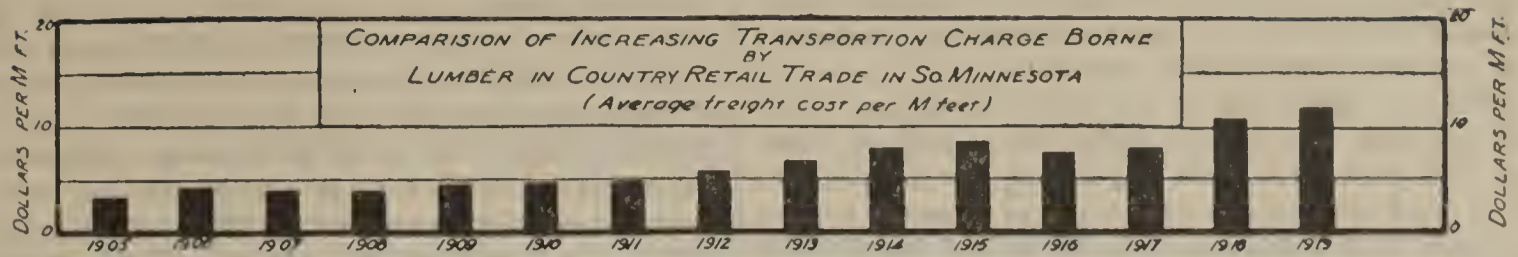


FIG. 15.

ber from distant regions. As in the East, the effects of forest depletion are clearly discernible. Because of interregional competition these effects are manifested in the form of successive price levels, the first prior to 1900, with retail price averaging around \$16 and the Lake States as the source of supplies; after a period of transition a second, beginning about 1906 and lasting through 1916, with prices centering around \$30 for southern lumber. The rapid advance and chaotic prices of recent months are symptomatic of a transition to a third and permanently higher level than that which has prevailed during the period in which southern pine has dominated the situation.

It is true that lumber prices were bound to rise with producing costs and in common with other commodities. It is true also that their sudden skyrocketing was unquestionably precipitated by a combination of many conditions, including unfavorable logging weather in the South, reduced stocks at the mills, car shortage, etc. The relation of producing and distributing costs to prices will be discussed in a subsequent section and the underlying cause of the extraordinary and unprecedented price movement since the armistice is not found in that relation. It is found in the weakening of interregional competition brought about by a temporary shortage of lumber, occasioned primarily by curtailed production resulting from conditions growing out of and following the war. Cumulative forest depletion in regions formerly supplying the big lumber markets of the country has been an important contributing factor. The great balance wheel of interregional competition is unable to function effectively and without interruption as the regional sources of timber supply are exhausted and abnormal conditions, such as have characterized the postwar period, are thus free to play a larger part in violent and extreme changes in market conditions.

Had the Middle West been able to draw on ample forests of northern as well as of southern pine to meet the demand of an enlarged and insistent market the response would have been far easier and the situation far less acute. Had it not been for the fact that timber from the far West was partially available to lessen the strain of a demand far beyond the supply the pressure would have been still more extreme. It is safe to say that Douglas fir will not permanently lose the place which it has now obtained in the markets of the East and the Middle West, but on the contrary, as the output of southern pine declines it will more and more dominate those markets. The freight tolls upon it are being incorporated in the new price level. And the crisis which has brought about its extensive introduction serves to illustrate what may be expected with increasing frequency and intensity as forest depletion proceeds and no steps are taken to make cut-over lands productive.

#### EASTERN HARDWOOD MARKETS.

Wholesale prices in the eastern markets for upper grade hardwoods are shown in figure 13 between 1855 and 1920, and also with material of average quality for somewhat shorter periods in Table 11. The hardwood price curve follows closely that for all commodities until 1860, since when they have been separating gradually except for a short period following the Civil War.

The curve of hardwood prices in figure 13 indicates a much sharper and more consistent increase in hardwood than in softwood prices. The leveling effect of interregional competition is less apparent, due in part to the more general distribution of

hardwood forests and the relatively smaller consumption of hardwood lumber. Four rather distinct price levels are apparent, however. Between 1865 and 1875 there was a rapid rise to almost double the prewar level, followed by a steady increase until between 1900 and 1905, when another abrupt rise marked a new general level of hardwood prices. Again in 1918 a still higher level is indicated by an increase of more than \$10 a thousand over 1917, and during 1919 and the early months of 1920 a very much greater increase, which carried the average price to almost \$125 in excess of that shown for 1917.

In the early days, when transportation systems in the United States were undeveloped, commerce in hardwood lumber was limited, owing to the difficulty of rafting. Its consumption was mainly by local markets immediately tributary to the source of supply. Between 1850 and 1860 hardwoods were cut near the consuming centers. Prices were low and the quantity consumed was comparatively small. First-quality white oak sold in the eastern markets in 1855 for \$10 per 1,000 feet wholesale, poplar for \$11.50, and ash for \$10.50.

Following the Civil War the commerce in hardwood lumber expanded rapidly with the development of railroads. By 1870 hardwood lumber from Ohio and Indiana was being shipped by rail to the eastern markets, and the local cut was no longer sufficient to meet their needs. Prices had risen to about \$26 per thousand for oak and \$25 for ash and poplar. With the development of the wood-using industries and the increasing use of hardwoods for special purposes, the industry began expanding into the highlands of West Virginia and the southern Appalachian Mountains with increased logging and transportation costs. By 1890 the price of ash and oak had increased to \$35 and poplar to \$30 per thousand, and in the 10 years following 1890 oak increased to \$43, ash to \$45, and poplar to \$36 per thousand.

Between 1900 and 1909 the total hardwood cut in the United States gradually increased. During the decade following 1910, however, the hardwood cut of the country steadily declined from ten and a half to between 6 and 7 billion feet in 1918. This decline is reflected in all hardwood regions excepting the lower Mississippi Valley, which has increased from a production slightly less than 800 million in 1900 to almost a billion and a half feet in 1917.

The growing dependency of wood-using industries and other hardwood consumers upon the hardwood cut from the lower Mississippi Valley serves to emphasize the growing exhaustion of the hardwood forests in the central, eastern, and northern hardwood regions. The South is the last large hardwood reserve, and its reduced cut during the past two years, because of bad flood conditions, labor shortage, and other temporary factors which have curtailed both log and lumber output has been a large factor in bringing about an acute shortage of hardwood lumber in practically all markets.

The general condition of the hardwood industry following the war became even more unsettled than that of the softwood lumber industry. Hardwood lumber used for war purposes was confined largely to oak, hickory, walnut, yellow poplar, basswood, and ash, the stocks of which were well exhausted by the close of the war. The production of other hardwood species was curtailed on account of Government restrictions. The wood-using industries were short of dry stock to meet the demand for furniture, finish for homes, and other hardwood products.

The result was that hardwood lumber was bid up to unprecedented prices. The market became extremely erratic and unstable. Several species such as ash practically disappeared from the market. Quotations often did not hold good overnight. It was not uncommon for cars of hardwood lumber to net the owners profits of \$50 to \$100 and over per 1,000 feet. As an example, a jobber who had bought a car of quarter-sawed oak from a small mill operator for less than \$100 per thousand immediately sold it for \$400 per 1,000 feet.

Wholesale and retail prices in 1920 of a number of the more important hardwoods in relation to prices prevailing in previous years are shown in Table 12. The growing scarcity and high prices of oak are probably of greatest concern, because it is used by such a great variety of industries and consumers. The cut of oak reached its peak with the decade between 1899 and 1909. For the two years mentioned the cut was identical and amounted to nearly 4½ billion feet. Since 1909 there has been a general falling off in production, and in 1917 the cut had dropped to a total of 2 billion and was only 44 per cent of the cut in 1909.

The lower Mississippi Valley holds the last large reserves of oak timber in the United States. The cut in these States decreased from about 715 million feet in 1909 to about 470 million feet in 1917. In 1913 the wholesale price of F A S quartered white oak, used generally by the furniture and musical instrument manufacturers, was about \$80 per thousand. In February, 1920, it had risen to about \$300, and was difficult to procure at that price. To manufacture quartered oak first quality, large sized, straight-grained logs are required, which are obtained only from old growth or virgin timber. Quality depletion of timber is important in this case.

TABLE 12.—Wholesale and retail prices of hardwood lumber at various points throughout the United States.

WHOLESALE PRICES (DOLLARS PER 1,000 FEET).

	February, 1914.	February, 1919.	February, 1920.
<b>OAK.</b>			
Firsts and seconds 1-inch plain boards:			
Philadelphia.....	<sup>1</sup> 60.00	80.00	200.00
New York City.....	60.00	82.50	200.00
Pittsburgh.....	<sup>2</sup> 62.00	75.00	225.00
Cincinnati.....	55.00	75.00	200.00
No. 2 common 1-inch plain boards:			
Philadelphia.....	<sup>1</sup> 30.00	46.00	95.00
New York City.....	29.00	41.00	95.00
Pittsburgh.....	<sup>2</sup> 34.00	40.00	112.00
Cincinnati.....	24.00	27.50	87.00
First and seconds 1-inch quartered boards:			
New York City.....	88.00	127.00	310.00
Pittsburgh.....	<sup>2</sup> 80.00	95.00	300.00
Cincinnati.....	78.50	85.00	300.00
<b>ASH.</b>			
Firsts and seconds 1-inch boards:			
Philadelphia.....	<sup>1</sup> 56.00	90.00	185.00
New York City.....	55.00	83.00	190.00
Cincinnati.....	74.00	78.00	200.00
No. 2 common 1-inch boards:			
Philadelphia.....	<sup>1</sup> 24.00	45.00	75.00
New York City.....	27.00	41.00	98.00
Cincinnati.....	27.00	28.00	80.00
<b>YELLOW POPLAR.</b>			
Firsts and seconds 1-inch boards:			
Cincinnati.....	62.00	80.00	190.00
Philadelphia.....	60.00	106.00	180.00
No. 2 common 1-inch boards:			
Philadelphia.....	<sup>1</sup> 23.00	48.00	93.00
Pittsburgh.....	<sup>2</sup> 27.00	42.50	67.00
Cincinnati.....	23.00	29.00	75.00
<b>RED GUM.</b>			
Firsts and seconds 1-inch plain boards:			
New York City.....	37.00	58.00	195.00
<b>MAHOGANY.</b>			
Firsts and seconds Mexican and Honduran mahogany 1-inch boards:			
New York City.....	155.00	270.00	330.00

<sup>1</sup> February, 1915.

<sup>2</sup> February, 1913.

TABLE 12.—Wholesale and retail prices of hardwood lumber at various points throughout the United States—Continued.

RETAIL PRICES (DOLLARS PER 1,000 FEET).

	February, 1914	February, 1919.	February, 1920.
<b>OAK.</b>			
Firsts and seconds 1-inch plain boards:			
Philadelphia.....			252.00
New York City.....	88.00	132.00	260.00
Pittsburgh.....	<sup>1</sup> 83.00	100.00	260.00
Cincinnati.....	72.50	100.00	265.00
No. 2 common 1-inch plain boards:			
Philadelphia.....			
New York City.....	58.00		
Pittsburgh.....	45.00	<sup>1</sup> 54.00	150.00
Cincinnati.....	31.00	46.50	116.00
Firsts and seconds 1-inch quartered boards:			
New York City.....	115.00	192.00	400.00
Pittsburgh.....	<sup>1</sup> 98.00	126.00	385.00
Cincinnati.....	106.00	115.00	385.00
<b>ASH.</b>			
Firsts and seconds 1-inch boards:			
Philadelphia.....			245.00
New York City.....	95.00	138.00	265.00
Cincinnati.....	97.50	105.00	265.00
No. 2 common 1-inch boards:			
Philadelphia.....			
New York City.....	45.00	60.00	140.00
Cincinnati.....	36.00	37.50	105.00
<b>YELLOW POPLAR.</b>			
Firsts and seconds 1-inch boards:			
Cincinnati.....	83.00	106.50	253.00
Philadelphia.....			
No. 2 common 1-inch boards:			
Philadelphia.....			
Pittsburgh.....	<sup>1</sup> 36.00	56.00	85.00
Cincinnati.....	30.50	39.00	100.00
<b>RED GUM.</b>			
Firsts and seconds 1-inch plain boards:			
New York City.....		102.00	247.50
<b>MAHOGANY.</b>			
Firsts and seconds Mexican and Honduran mahogany 1-inch boards:			
New York City.....	175.00	330.00	400.00

<sup>1</sup> February, 1913.

Red gum, which 20 years ago was considered a weed tree and little cut for lumber, commands a wholesale price of \$200 per thousand for F A S figured and \$180 for F A S plain. Plain oak flooring in 1913 in Ohio cities retailed for about \$75 per 1,000 feet. In March, 1920, the same material brought \$300 per 1,000 feet. White ash trim F A S in 1913 retailed for \$72 per 1,000 feet. To-day it is very difficult to procure and quotations are not generally available; however, sales have been made at \$265 and over per 1,000 feet. Maple flooring in 1913 retailed for \$60 and in March, 1920, for \$240. Yellow poplar F A S in 1913 retailed for \$70 and in February, 1920, for \$225.

Wholesale prices for hardwoods in the eastern markets are therefore characterized by more continuously rising prices and much less pronounced price levels than for softwoods. This is the logical result of the distribution of hardwoods, the larger bodies of which merge into each other and are less distinct than the principal softwood regions. The center of hardwood production has therefore moved gradually away from the center of consumption. The \$10 wholesale price for first quality white oak of 1855 had, by the early months of 1920, reached \$230, and the prices of other species had increased proportionately. Without minimizing other factors that have affected prices, the effect of depletion is not less clear or pronounced than in the case of the softwoods.

PLENTIFUL AND DEPLETED SPECIES.

The foregoing increases illustrate the effect of growing scarcity and regional forest exhaustion upon the price movements of species of general and special use. This is further brought out graphically in figure 16, which shows the price trend of walnut, a species of limited quantity and special use,

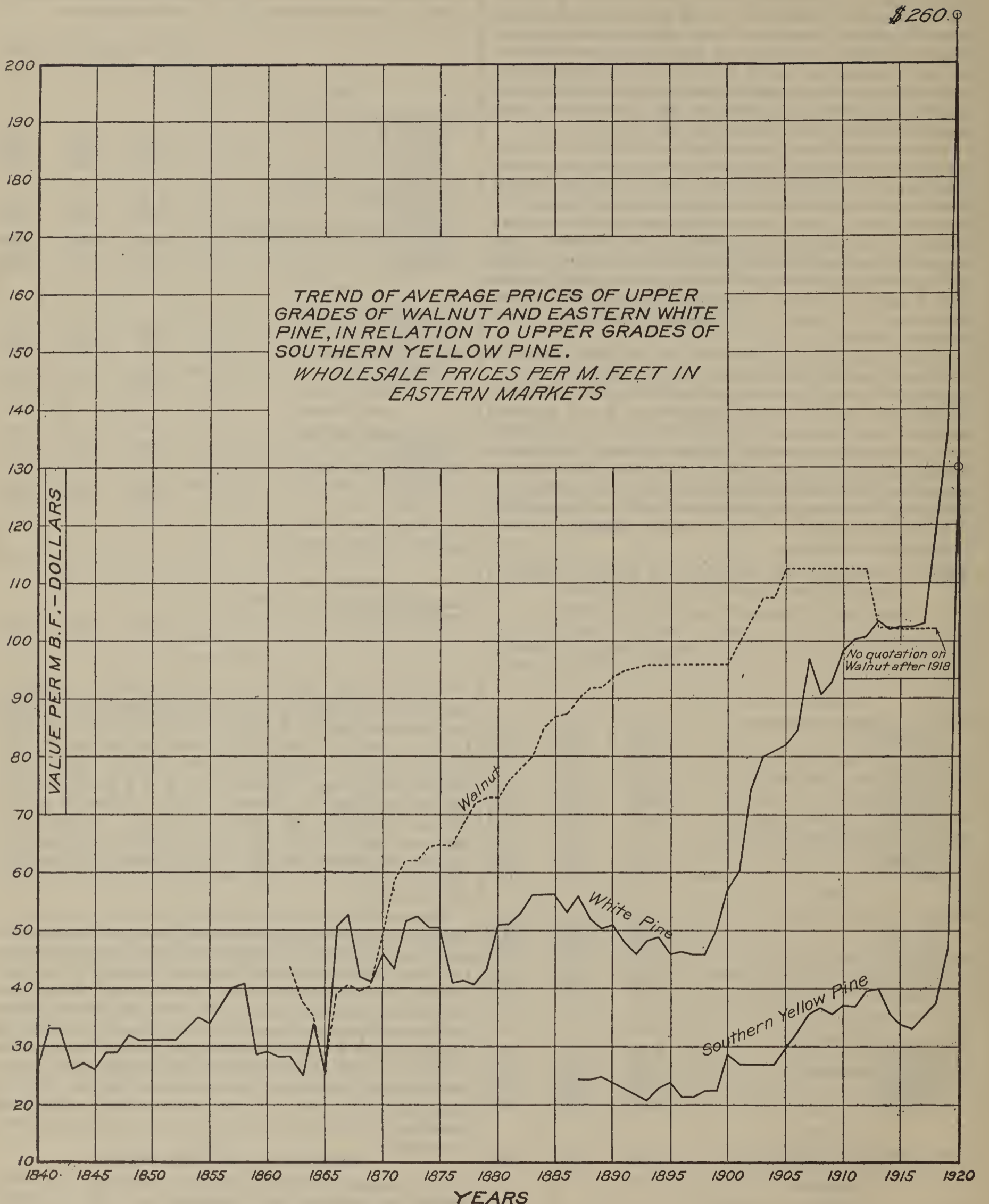


FIG. 16.

and of the upper grades of white pine, a species formerly available in large quantities and of general utility, but now nearing exhaustion, in relation to upper grades of southern pine, a wood of present large-quantity production. The curve for walnut, it will be noted, shows a rise in price from \$25 in 1865 to \$112 in 1905, without a single drop. This was undoubtedly due to the comparatively small original stand of walnut. At present firms handling walnut in quantity have scouts in the field searching out and buying single trees to supply their needs.

In contrast to walnut prices, the prices of white pine were only slightly higher in 1895 than in 1866. During this period white pine was the general utility wood. It was available in large quantities in pure stands first in southern New England, then in New York and Pennsylvania, and later in the Lake States. To-day it is largely a specialty wood. The transition from a general utility to a specialty wood following 1900 is strikingly illustrated by the marked divergence of the white-pine curve from the southern-pine curve. The difference in price in 1900 of approximately \$20 per thousand had reached \$70 in 1915 and \$130 in 1920.

**PRICES IN DEPLETED OR NONFORESTED VERSUS FORESTED REGIONS.**

Retail prices collected indicate that in normal times and much more during periods of shortage and extreme prices, such as the present communities close to large lumber-producing regions, benefit very materially in lumber prices. Retail lumber sales in producing regions of the South and the West are often made at rates which check closely with wholesale prices in the respective regions. This is an advantage which formerly forested regions, such as the Lake States, Pennsylvania, New York, and New England have now lost. Lumber dealers in producing territories are able to handle lumber on a smaller margin than retailers at distant points, primarily because they are near the source of supply and are not required to carry large stocks or to buy lumber far in advance in anticipation of delayed shipments and traffic breakdowns. Present differences, however, far exceed prewar margins.

Furthermore, many mills retail lumber locally at wholesale prices. Instances were found, in fact, where special prices below the going wholesale price were made by mills in order to stimulate local building and community development. Redwood bevel siding sold in February, 1920, at a producing city in California for \$40.90 wholesale and \$43 retail. During the same month in Washington, D. C., and at Dayton, Ohio, the quoted prices on the same material varied from \$110 to \$130. The freight rate from California to these points was approximately \$8.50.

The three tables which follow indicate retail selling prices in towns and cities in lumber-producing regions in contrast to prices prevailing in markets far removed from forest regions. In some instances, sale prices and price quotations from different dealers varied considerably, and in these cases an average of the prices obtained is used.

TABLE 13.—Comparison of retail prices per thousand feet of North Carolina pine lumber at points in producing and in consuming regions.

North Carolina pine.	February, 1914.		February, 1919.		February, 1920.	
	Wilmington, N. C.	New York City.	Wilmington, N. C.	New York City.	Wilmington, N. C.	New York City.
Flooring, 13/16 by 2½ inches, No. 2 and better.....	\$25.00	\$38.00	\$45.00	\$62.50	\$98.50	\$150.00
Partition, 7/16 inch, all widths, No. 2 and better.....	27.50	45.00	50.50	64.50	101.00	150.00
Celling, 7/16 inch, all widths, No. 2 and better.....	18.00	27.50	32.00	55.00	46.00	91.00

The freight rate from Wilmington, N. C., to New York City amounted to approximately \$3.25 per 1,000 feet in 1914 and to \$4 per 1,000 feet in 1919 and 1920.

TABLE 14.—Comparison of retail prices of southern yellow pine lumber in South with prices in consuming region.

Southern yellow pine.	February, 1920.			
	Points in producing region.	Average selling price per M feet.	Points in consuming region.	Average selling price per M feet.
Flooring, 1 by 4 inches, B and better, flat grain.....	Mobile, Ala.....	\$115.00	Kansas City, Mo....	\$133.55
	Montgomery, Ala....	115.00	Lincoln, Nebr.....	125.00
	Meridian, Miss.....	110.00	Country town, Kans.	140.00
	Bogalusa, La.....	110.00	Dayton, Ohio.....	150.00
	Pensacola, Fla.....	110.00	Pittsburgh, Pa.....	142.00
Dimensions, 2 by 4 inches, 16 feet S. & E, No. 1, common..	Mobile, Ala.....	54.00	Kansas City, Mo....	66.45
	Montgomery, Ala....	50.60	Chicago, Ill.....	65.15
	Meridian, Miss.....	55.00	Country town, Kans.	70.00
	Bogalusa, La.....	53.00		
	Pensacola, Fla.....	55.00		
Common boards, 1 by 8 inches, No. 2, S2S.	Mobile, Ala.....	56.00	Kansas City, Mo....	66.35
	Montgomery, Ala....	51.60	Country town, Kans.	70.00
	Meridian, Miss.....	61.50	Chicago, Ill.....	66.80
	Bogalusa, La.....	57.00	Dayton, Ohio.....	80.00
	Pensacola, Fla.....	60.00	Pittsburgh, Pa.....	80.00
Finish, B and better, 1 by 6 inches, 8 feet..	Mobile, Ala.....	110.00	Kansas City, Mo....	139.40
	Montgomery, Ala....	120.00	Chicago, Ill.....	135.00
	Meridian, Miss.....	114.00	Lincoln, Nebr.....	135.00
	Pensacola, Fla.....	112.50	Country town, Kans.	145.00
	Bogalusa, La.....	115.00	Dayton, Ohio.....	175.00

The freight rates per 1,000 feet from southern yellow pine mill points to Kansas City, Mo., Lincoln, Nebr., and to Chicago, Ill., Dayton, Ohio, Pittsburgh, Pa., amounted to approximately \$7.25, \$7.90, \$6.50, and \$7.50, respectively.

TABLE 15.—Comparison of retail prices of Douglas fir on West Coast with prices in consuming region.

Douglas fir.	February, 1920.			
	Points in producing region.	Average selling price per M feet.	Points in consuming region.	Average selling price per M feet.
Flooring, No. 2 clear, vertical grain, 1 by 4 inches.	Portland, Oreg.....	\$85.00	Lincoln, Nebr.....	\$112.50
	Eugene, Oreg.....	110.00	Country town, Kans.	125.00
	Bellingham, Wash..	88.00	Kansas City, Mo....	128.35
			Chicago, Ill.....	111.65
Common boards, No. 1, 1 by 8 inches, 16 feet, S1S.	Portland, Oreg.....	40.00	Minneapolis, Minn..	117.00
	Eugene, Oreg.....	48.00	Pittsburgh, Pa.....	140.00
	Bellingham, Wash..	39.00	New York City....	139.50
			Lincoln, Nebr.....	62.50
			Country town, Kans.	65.00
Dimension, 2 by 4 inches, 16 feet, S1S-1E.	Portland, Oreg.....	40.00	Kansas City, Mo....	66.65
	Eugene, Oreg.....	49.00	Chicago, Ill.....	65.00
	Bellingham, Wash..	39.00	Minneapolis, Minn..	65.00
			Lincoln, Nebr.....	62.50
		Country town, Kans.	67.50	
		Kansas City, Mo....	66.45	
		Chicago, Ill.....	65.65	
		Minneapolis, Minn..	63.00	

The freight rates per 1,000 feet from the West Coast to Lincoln, Nebr., and Kansas City, Mo., Minneapolis, Chicago, Pittsburgh, and New York City amounted to approximately \$13.75, \$12.50, \$15, \$18.60, and \$20, respectively.

Differences shown in the foregoing tables are in most cases very striking. No. 2 and better flooring of North Carolina pine, for example, was retailing at around \$150 in New York in February, 1920, but was retailing in Wilmington, N. C., at about \$100 per 1,000 feet, although the freight rate to New York amounts to only \$4 or \$5 a thousand. Similarly, No. 2 southern pine common boards 1 by 8 inches were being bought in southern cities at from \$50 to \$60 a thousand feet, but were costing \$80 a thousand in Dayton, Ohio, and Pittsburgh, Pa., despite freight rates equivalent to only about \$6.50 and \$7.50, respectively. In the case of Pacific coast Douglas fir flooring No. 2, clear vertical grain, 1 by 4 inches, average retail prices were as low as \$85 in some western cities and as high as \$140 in some eastern, with freight rates of \$20 or less. In some cases the difference between present retail prices in producing regions plus freight and retail prices in consuming regions exceeds the total prewar prices in the consuming region.

Twenty years ago sawmills in Minneapolis were cutting more than 500 million feet of lumber annually. As tributary forests became exhausted these mills were forced one by one to close down. The last remaining mill closed a year ago, and one of the larger cities of the country, as well as the rich agricultural

region surrounding it, is to-day forced to obtain from 80 to 90 per cent of the lumber from Pacific coast forests some 2,000 miles distant. Douglas fir, common dimension, 2 by 4, from western Oregon and Washington, for example, cost at retail in Minneapolis in February, 1920, \$60 to \$65, whereas in 1900 2 by 4 dimension of white pine could be purchased for \$15 to \$20. The growing scarcity of white pine has constantly tended to enhance its value. During January and February of this year it is said that the relatively few remaining northern pine mills could obtain almost any price desired for their lumber cut. Price lists recently issued by two groups of mills, for example, quoted prices varying \$15 or more on the same grades. Figure 17 reflects wholesale prices of three grades of northern pine in Minneapolis at intervals of five years from 1900.

Even in normal times lumber purchasers in nonforested and depleted regions are at a distinct disadvantage over purchasers in regions of lumber production. This disadvantage becomes much more pronounced in times of scarcity and unsettled conditions such as the present, when the excess in retail prices, deducting all transportation costs, may even exceed the total price of the same grades under normal conditions.

### PRICES AND COSTS OF PRODUCTION AND DISTRIBUTION.

Figures indicative of the increasing costs which have entered into lumber manufacture and distribution will be given separately for (1) production, (2) transportation, and (3) retailing. Along with these figures showing the increase in costs are given also figures as to increases in selling prices and the ratio of transportation charges to retail prices.

#### MILL PRICES AND PRODUCTION COSTS.

Figure 18 shows in graph (a) the trend of average selling prices of Douglas fir, southern pine, and Inland Empire species, separately by years, for periods from 1905 to 1919; graph (b) these prices expressed graphically on a percentage basis, with 1914 as the index year; graph (c) the average mill price received by a typical Douglas fir mill plotted in relation to operating cost.

*Pacific coast.*—Table 16 shows mill prices for Douglas fir lumber produced on the Pacific coast in Oregon and Washington incorporated in graphs (a) and (c), and adds the average selling prices in December, 1919, and January and February, 1920, as determined from index grades of a large volume of lumber sold by a number of mills.

TABLE 16.—Average price per thousand feet lumber tally.

Years.	Number of mills.	Single mill.
1912.....	\$11.30	\$15.98
1913.....	11.44	16.09
1914.....	10.58	13.46
1915.....	9.80	12.78
1916.....	11.63	15.55
1917.....	16.93	19.88
1918.....	21.21	28.22
1919.....	25.83	31.42
December, 1919 (orders).....	37.58	.....
January, 1920 (orders).....	42.04	.....
March, 1920 (orders).....	45.72	.....

The average prices shown above for a number of mills do not include underweights and sales of special stock and by-products, which would tend to increase them slightly. The two sets of prices as given above are believed to be representative of high and low average mill prices.

Compilations prepared by the West Coast Lumbermen's Association show that manufacturers west of the Cascades received in 1919 an average of \$25.70 per 1,000 feet for all species. The association's figures are based upon data from 50 mills, and the average prices received by the different mills, including returns from lath, wood, and sawdust, range from \$20.50 to \$35.50, a variation of \$15. It is fair to assume, therefore, that the average mill price of Douglas fir during 1919 was between \$25 and \$30 per 1,000 feet.

The average mill prices given for the months of December, 1919, and January and March, 1920, are based on sales reported to the West Coast Lumbermen's Association, and represents a large volume of business. It will be noted that the average price for March (based on orders taken) amounted to over four and a half times the average price received in 1915, and is \$20 higher than the average price shown for 1919.

A comparison of 1919 production costs in this region with costs in 1913, 1914, and 1915 indicates that the cost of producing lumber has a little more than doubled. On the basis of information collected and compiled by an accountant employed by the West Coast Lumbermen's Association, the average cost of logging Douglas fir by manufacturers in Oregon and Washington during 1919 amounted to \$10.89, this figure being an average of an output of about 1 billion feet. Costs of manufacture show similar increases. In 1915 the average manufacturing costs of 30 mills in Oregon and Washington was \$5.53 per 1,000 feet, while in 1919 the average manufacturing cost, as determined by the West Coast Lumbermen's Association, amounted to \$10.21 per 1,000 feet, or, with shipping and selling included, \$11.83.

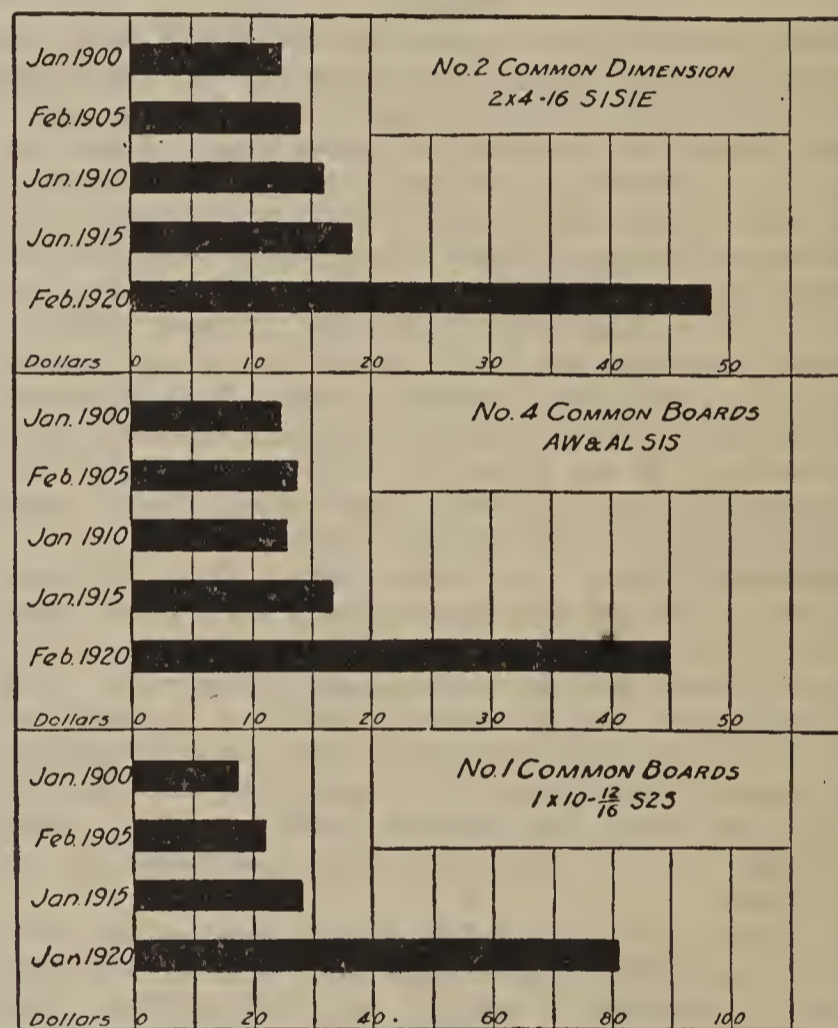


FIG. 17.—Wholesale prices at Minneapolis of northern pine lumber.

The total cost of producing lumber in the region west of the Cascades, in Washington and Oregon, in 1919, based on information collected and compiled by the West Coast Lumbermen's Association, but presented below in a little different form, and compared with other data showing average costs and mill price for 1913, is as follows:

	Lumber tally per 1,000 feet.	
	Association data, 1919.	Service data, 1913.
Logging (no stumpage).....	\$9.90	\$4.75
Manufacturing.....	10.21	5.25
Shipping expense.....	.90	.40
Selling expense.....	.78	.30
Total f. o. b. mill.....	21.79	10.70
Stumpage.....	2.36	1.50
Grand total.....	24.15	12.20
Average selling price.....	25.83	12.50



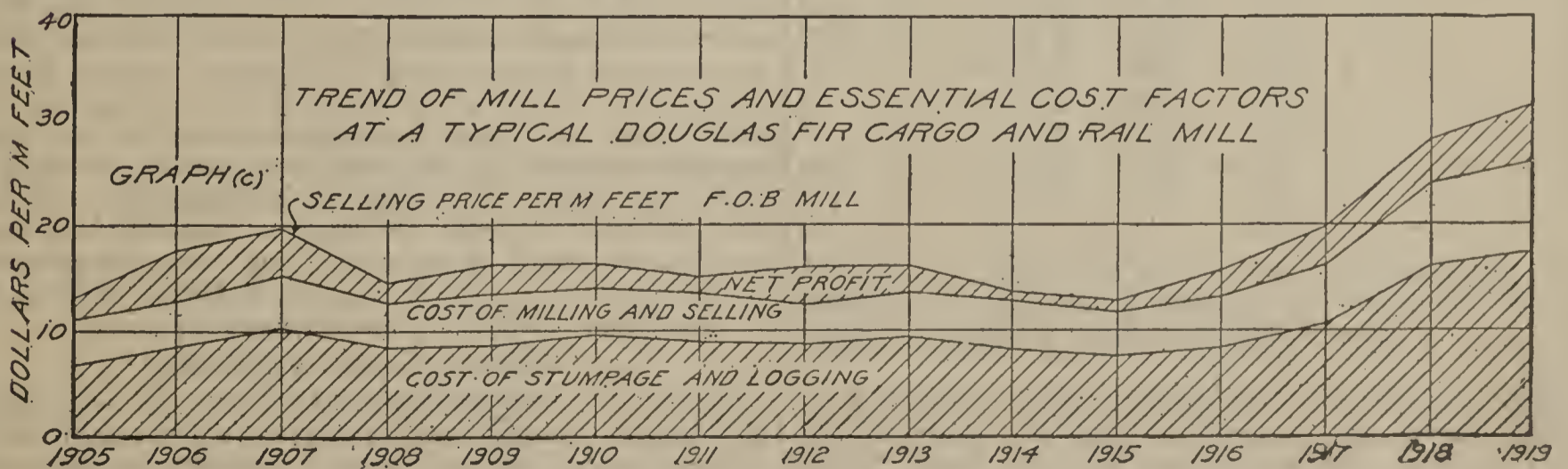
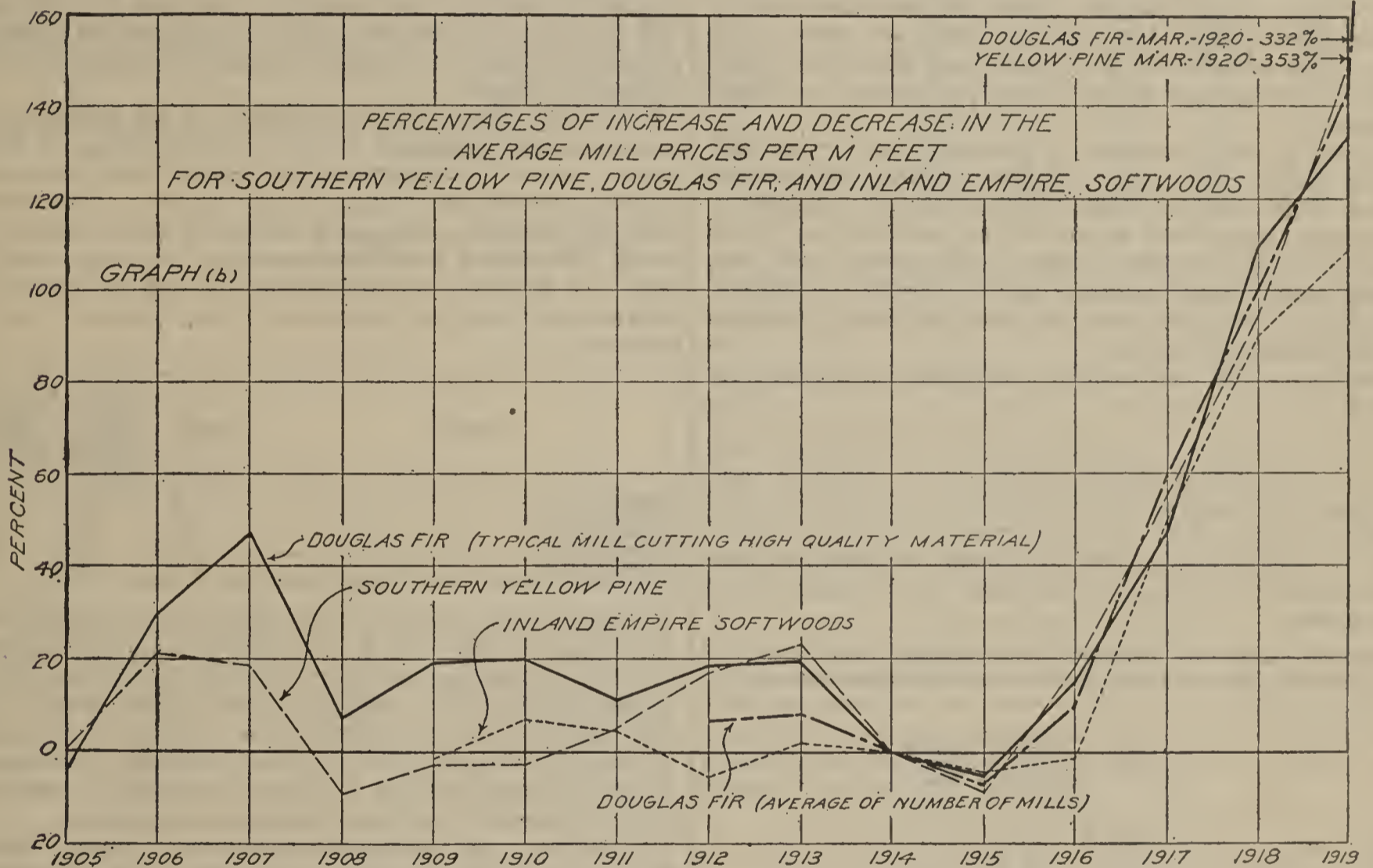
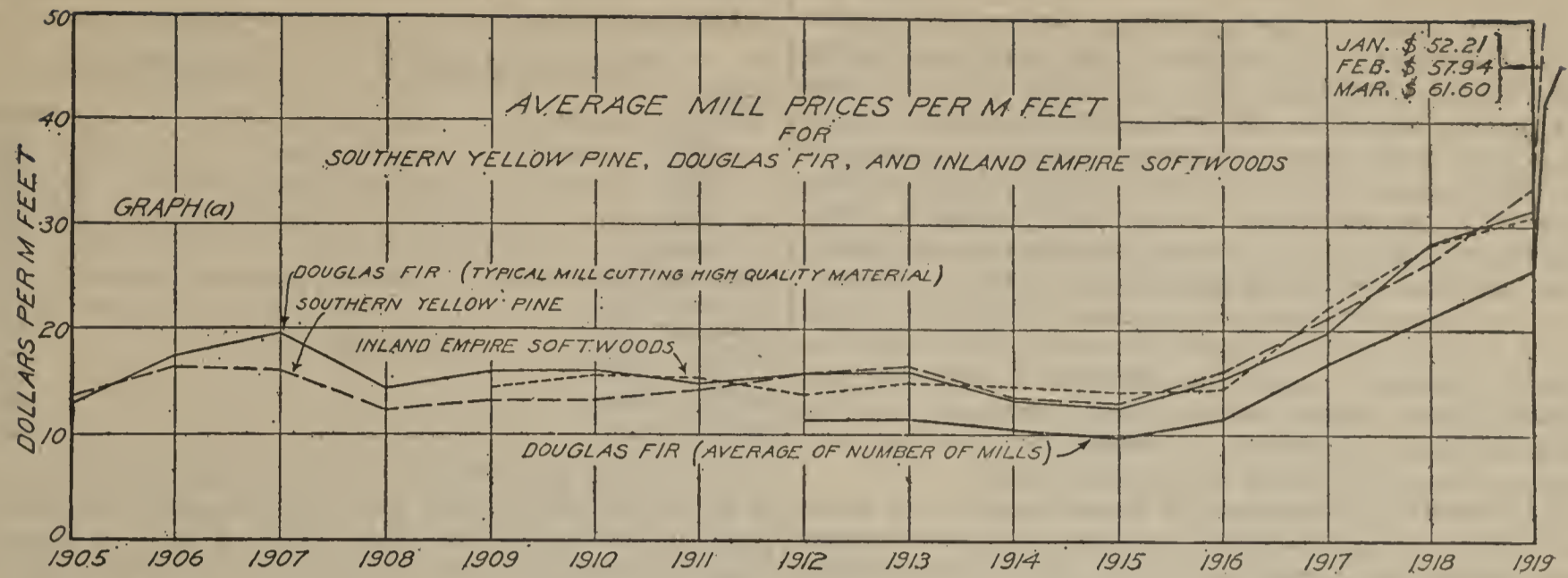


FIG. 18.

The association's compilation shows that it cost \$24.95 per 1,000 feet to produce lumber in 1919, as against \$24.15 shown by the above figures. The difference is due to the fact that the figures of the association include log-buying mills. Average costs at individual mills range from about \$18 to \$32 per 1,000 feet, with a figure close to \$25 representing the average for 1919. Production costs of April, 1920, are estimated to average at least \$26 per 1,000 feet. As previously indicated selling prices on the basis of orders averaged \$45.72 for March, 1920.

The increasing cost of producing lumber is due to a variety of factors, among which may be mentioned increases in wages in both woods and mill; reduction in hours of labor; more inaccessible stumpage; decrease in efficiency of workmen; loss in feeding men; higher stumpage costs; increasing cost for equipment, supplies, and repairs; increases in freight and towing rates on logs; and higher cost of fire insurance.

*Inland Empire.*—Throughout the Inland Empire mill prices and logging and manufacturing costs for 1919 show similar large increases over prewar years. The trend of average mill prices is shown in figure 18, graph (a), and these average yearly prices, together with costs and profits, are stated specifically in the table below. The figures used are based on data collected from a large number of mills throughout the Inland Empire.

During the years immediately preceding the war the mills in the region show small net profits. During the six-year period ending 1914 the largest and best-managed companies in the region, representing 59 per cent of the cut in the Inland Empire, earned only 1.06 per cent on all capital in use, borrowed or unborrowed, exclusive of their profits on stumpage investments. Beginning with the year 1917 much more substantial profits are shown.

Production costs and average mill prices in 1914 and 1919 were:

	1914	1919
Cost of production per 1,000 feet (stumpage included).....	\$14.54	\$28.40
Average mill price received per 1,000 feet.....	14.81	30.92

In the table below is given a statement of production costs and average mill prices, with profit and loss, for operations in the region.

TABLE 17.—Costs of production and average selling prices of softwood lumber per M feet cut in the Inland Empire.

Year.	Stumpage.	Production costs, including stumpage.	Average selling price.	Profit and loss.	
				Loss.	Gain.
1905.....	\$0.94	\$11.32	.....	.....	.....
1906.....	1.06	11.49	.....	.....	.....
1907.....	1.15	14.24	.....	.....	.....
1908.....	1.59	13.38	.....	.....	.....
1909.....	3.22	14.19	\$14.62	.....	\$0.43
1910.....	3.00	14.78	15.38	.....	.60
1911.....	2.91	15.68	15.50	\$0.18	.....
1912.....	2.67	15.18	13.96	1.22	.....
1913.....	2.21	15.00	15.07	.....	.07
1914.....	2.32	14.54	14.81	.....	.27
1915.....	1.50	14.20	14.12	.....	.08
1916.....	1.70	16.90	14.56	2.34	.....
1917.....	1.80	19.70	22.20	.....	2.50
1918.....	1.90	25.40	28.15	.....	2.75
1919.....	2.00	28.40	30.92	.....	2.52

The figures given for 1919 do not reflect prices during the latter months of the year, when they were much in excess of the average of \$30.92. They have since continued at higher points.

*Southern pine States.*—The trend of average mill prices for southern yellow pine is shown in graph (a), figure 18. As with Douglas fir, 1915 was the year of lowest prices. Taking 1914 as a more nearly average prewar year, the selling price was \$13.68, as against \$33.94 for 1919, an increase of approxi-

mately 150 per cent. The average mill prices from 1914 to date are indicated below:

Year:	Average selling price f. o. b. mill per 1,000 feet.
1914.....	\$13.68
1915.....	13.02
1916.....	16.12
1917.....	21.13
1918.....	26.45
1919.....	33.94
September, 1919.....	39.37
October, 1919.....	44.60
November, 1919.....	42.06
December, 1919.....	45.41
January, 1920.....	52.21
February, 1920.....	57.94
March, 1920.....	61.60

The price for the years 1914 to 1919 are based on reports made to the Forest Service from operators throughout the southern pine belt. Those for the years preceding 1914, as shown in graph (a), were taken from the books of manufacturers without attempt at auditing. The monthly prices given for 1919 and 1920 were obtained from the reports of a lumbermen's organization and were based on a weighted average of all sales reported, exclusive of exports.

In 1914 the average cost of production for 108 southern pine operations was determined as \$12.79, with stumpage at \$2.36 carried forward from 1905 at 1 per cent to cover taxes and current expenditures. With stumpage included at the prices then current, the average cost of production was determined as \$14.54. In contrast with these production costs the following figures for the latter part of 1919 and the first two months of 1920 are taken from cost statements of the Southern Pine Association:

Month.	Stumpage.	Average operating cost, stumpage included.	Average selling price.
September, 1919.....	\$5.24	\$26.56	\$39.37
October, 1919.....	5.31	27.04	44.60
December, 1919.....	5.41	31.75	45.41
January, 1920.....	5.52	29.14	52.51
February, 1920.....	5.44	28.54	57.94

It will be noted that in 1914 the margin between selling price and production cost f. o. b. mill was 89 cents per thousand feet, with stumpage figured at the 1905 cost plus carrying charges, and that with stumpage carried at its current value a net loss of 86 cents per thousand was incurred. In the latter months of 1919 and the first two months of 1920 the margin of net profit ranged from \$13 to \$29 per thousand feet, exclusive of whatever profit may have been made on stumpage.

In the six or eight years prior to the war, returns in lumber manufacture in the principal softwood regions, on the average, were yielding very low profits on the investments. While profits were greater during the war, the price of lumber during the war years did not increase in proportion to prices of other commodities. As shown in figure 13, the average of commodity prices rose in 1917 considerable in excess of the average of softwood lumber prices, which were partially restricted by Government price fixing. The war-time restrictions not only upon the price of lumber but upon its production and movement for the supply of the normal trade were unquestionably a large factor in the quick response of lumber prices to the abnormal trade conditions which followed the armistice.

#### WHOLESALE COSTS AND PROFITS.

Owing to the complexity of the trade, time was not available to determine average costs and profits representative of the various types of wholesale business conducted by individuals and organizations not attached to mill organizations. The mill prices given are based on sales made by the larger mills

to retailers, wholesale dealers, and wholesale consumers. While a few of the larger mills do not sell to wholesale dealers, the more general practice is to grant the wholesalers a discount on the prices made to retailers and wholesale consumers. Wholesalers, however, do a large business with small mills which are usually not in as close touch with market prices and from which they often obtain much lower prices than from the larger and stronger mills. They are thus enabled to increase very materially their portion of the margin between mill price and the price paid by the consumer.

TRANSPORTATION.

The extent to which the growing distance between forests and markets has steadily added to the cost of lumber in eastern markets and in the country retail trade of the Middle West has been indicated in figures 13 and 15, respectively. In the years before the more accessible forests were exhausted, transportation imposed a charge equivalent to from \$1 to \$3 per thousand feet. The cost to-day of importing lumber into New York from the South is approximately \$9 per thousand and from the West Coast \$20. An idea of the percentage of the pre-war and postwar retail price absorbed by transportation costs can be obtained from the following table. Freight charges are computed on the basis of 2,500 pounds per 1,000 feet:

TABLE 18.

	Retail prices per thousand.			Percentage of retail price absorbed by freight rates.		
	1914	1919	1920	1914	1919	1920
New York—Douglas fir flooring, No. 2 clr. ver. grain.....	\$62	\$86	\$140	31	23	14
Pittsburgh—Southern pine boards, No. 2 com., 1 x 8.....	32	36	80	28	25	11
Chicago—Douglas fir flooring, No. 2 clr. ver. grain.....		73	112		20	13
Southern pine boards, No. 2 com., 1 x 8.....	22	49	66	35	16	12

Although transportation costs have gradually increased, the table shows strikingly how present prices have outstripped freight increases made during and since the war, on specific grades and species. The table below serves to show the increasing transportation charges on lumber into Chicago, from the days when the forests were accessible to water transportation, as all rail shipments became necessary with the cutting out of the accessible forests. To-day the average freight charge on all lumber going into Chicago is probably between \$10 and \$11 per 1,000 feet, due to the increasing volume of western lumber which has entered the market during the past 12 or 18 months. On the basis of the present average retail price this would be equivalent to 12 to 13 per cent, as against about 20 per cent in 1912-1915.

TABLE 19.—Transportation<sup>1</sup> per M board feet on lumber to Chicago.

Years.	By water from—		By rail from—					
	Alpena, Mich.	Manistee, Mich.	Saginaw and Bay City, Mich.	Memphis, Tenn.	Annis-ton, Ala.	Birmingham, Ala.	Meridian, Miss.	Portland, Oreg.
1877.....	\$1.31	\$1.27						
1880.....	2.22	2.12						
1882.....	1.92	1.78						
1885.....	1.64	1.46						
1888.....	1.90	1.49						
1890.....	1.74	1.58						
1893.....	1.61	1.46	\$2.00	\$4.50	\$5.75			
1897.....	1.18	1.13	2.50	4.00	5.00			\$12.50
1900.....			2.50	4.00	5.25		\$5.75	12.50
1905.....			2.50	4.25	5.50	\$6.00	6.50	13.75
1910.....			2.50	4.25	5.50	5.50	6.00	13.75
1915.....			2.50			5.63	6.13	13.75
1918-20.....						7.38	7.88	15.00

<sup>1</sup> Transportation by water based on weekly rates published by the Northwest Lumberman; rail rates computed on basis 2,500 pounds per M feet.

In southern Minnesota it was possible to determine quite closely from the purchase records of a number of large line yard companies the average transportation cost carried by the lumber distributed through their retail yards. These steadily increasing costs, shown in the table below, are primarily due to the increasing volume of western lumber which these companies have had to import in order to supply the needs of their territory, which only a few years ago was immediately contiguous to the greatest lumber-producing region in the country.

TABLE 20.

Years.	Average retail selling price.		Average transportation cost.		Portion of average retail selling price absorbed by transportation.	
	Per thousand.	Per cent increase.	Per thousand.	Per cent increase.	Per cent.	Per cent increase.
1905.....	\$26.03	0.0	\$3.25	0.0	12.5	0.0
1906.....	31.68	21.6	4.25	30.8	13.4	7.2
1907.....	34.64	33.0	4.00	23.0	11.5	8.0
1908.....	31.85	22.3	4.00	23.0	12.6	0.8
1909.....	30.43	16.9	4.50	38.5	14.7	17.6
1910.....	31.71	21.8	4.75	46.0	15.0	20.0
1911.....	31.17	19.6	4.75	46.0	15.2	21.6
1912.....	30.75	18.1	5.75	77.0	18.7	49.6
1913.....	32.28	23.9	6.75	107.8	20.9	67.2
1914.....	31.83	22.2	8.00	146.0	25.1	100.8
1915.....	30.44	16.9	8.50	161.5	27.9	132.2
1916.....	31.43	20.7	7.50	130.5	23.9	91.2
1917.....	38.58	48.0	8.00	146.0	20.8	66.4
1918.....	46.51	78.6	10.75	231.0	23.1	84.8
1919.....	54.42	109.0	11.75	262.0	21.6	72.8

It will be noted that the average selling price for 1919 shows an increase over 1905 of 109 per cent, while the increase in transportation in relation to selling price was only 72.8 per cent. Although transportation's portion of the selling price has been steadily growing in dollars and cents, the price of lumber during the past three years has been increasing faster. The average selling price for March, 1920, was 230 per cent over the average price of 1905, but transportation absorbed only about 14 per cent, the smallest percentage since 1908.

In 1905 northern pine, shipped on freight rates of from \$2.50 to \$3 per 1,000 feet, formed 80 to 90 per cent of the retail stock of these companies, while western timber amounted to less than 20 per cent. In 1919 these percentages were almost reversed, western timber forming practically 80 per cent of the stocks and northern pine less than 20 per cent. Owing to a larger proportion of western lumber in these stocks this year, it is estimated that the average freight cost represented by each thousand feet of lumber distributed will be between \$12 and \$13, almost equivalent to the total average lumber price of \$16 in that region 25 years ago.

RETAIL PRICES AND COSTS.

The upward movement of prices.—The movement of average retail prices in country districts in the Middle West from September, 1918, to March, 1920, is shown in figure 19. These values are based on line-yard distribution in Kansas, Oklahoma, Nebraska, and southern Minnesota, and represent average selling prices for lumber only, arrived at by dividing the total sales in dollars by the total footage of lumber sold. It will be noted that the average prices in the above regions coincide closely. From 1912 to 1915 the average retail price of lumber in these regions was around \$30 to \$32 per thousand. In September, 1918, average prices were between \$40 and \$50, and moved upward to about \$85 in March, 1920.

In the larger cities of the region, such as Chicago, Kansas City, and Minneapolis, there was a similar upward movement of retail prices. During the period 1912 to 1914 the average selling price of lumber in Chicago, Kansas City, and Minneapolis was close to \$26 per 1,000 feet. There was little variation between the cities. The average selling price in 1919 in Kansas City centered between \$45 and \$50 per thousand. Average prices of March, 1920, were variously estimated by

retailers in Kansas City and Chicago to be from \$75 to \$80 per 1,000 feet, a few dollars less than the average shown for country trade.

Prewar and postwar changes in wholesale and retail prices of specific softwood grades and species at various points throughout the country are indicated in Table 21. It should be explained that the margins shown between wholesale and retail values do not always accurately represent the actual margins, since the material sold in any given month may have

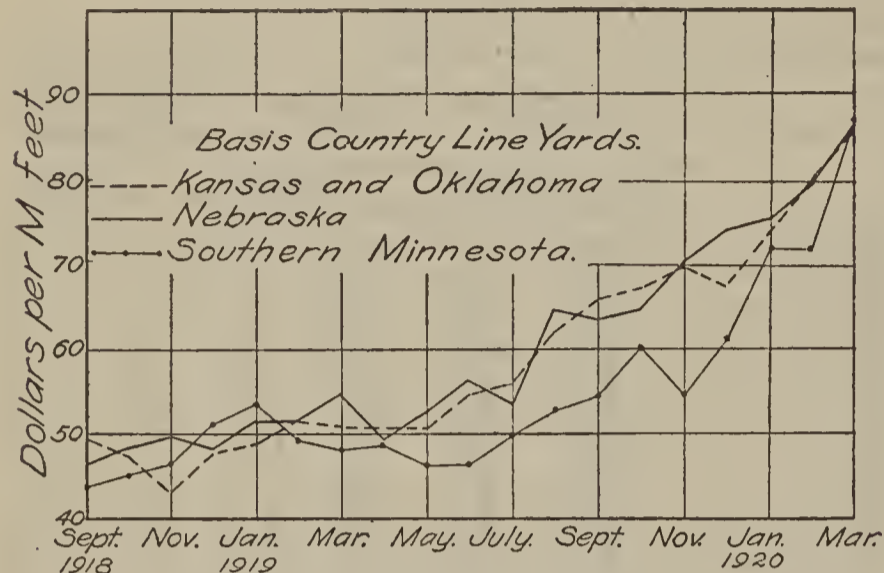


FIG. 19.—Comparison of trend of regional retail lumber values. (Based on averages of monthly sales.)

been purchased months before. The margin varies with grades and species, retailers figuring a lower gross profit margin in the handling of common grades sold in large volume at a relatively rapid rate of turnover than for higher grades and special woods. The expense of handling hardwoods is, of course, much greater than for softwood lumber. For softwoods the margin on upper grades ranges from zero or a few dollars per thousand at or near mill points to \$45 or \$50 in New York City, while for hardwoods, especially the upper grades, spreads as high as \$80 are of record.

Table 22 compares average selling prices of lumber distributed through line yards in the Middle West, in March, 1920, with the selling prices in the period 1912 to 1915, and also with the selling prices in April, 1919, when prices began to ascend sharply.

TABLE 21.—Wholesale and retail prices of Douglas fir and southern yellow pine lumber at various points throughout the United States.

Douglas fir.	Wholesale prices (dollars per M feet).			Retail prices (dollars per M feet).		
	September, 1918.	February, 1919.	February, 1920.	September, 1918.	February, 1919.	February, 1920.
No. 1 common, dimension 2 by 4 inches, 16 feet, S. & E.:						
Portland, Oreg.....	1 9.50	18.50	40.00	.....	.....	40.00
Lincoln, Nebr.....	32.25	30.50	55.00	43.33	47.66	62.50
Chicago, Ill.....	.....	31.50	50.35	47.00	47.00	65.65
Minneapolis, Minn.....	31.25	30.00	50.50	41.50	40.00	63.00
Kansas City, Mo.....	32.00	31.10	52.80	42.00	43.00	66.45
No. 1 common, boards, 1 by 8 inches, 16 feet, S. 2 S.:						
Portland, Oreg.....	1 9.50	18.50	40.00	.....	.....	40.00
Lincoln, Nebr.....	32.60	31.50	56.30	43.33	47.66	62.50
Chicago, Ill.....	.....	55.00	49.00	49.00	65.00	65.00
Minneapolis, Minn.....	28.50	27.50	50.50	40.00	36.00	65.00
Kansas City, Mo.....	38.00	39.00	55.00	48.00	49.00	66.65
No. 2 clear vertical-grain flooring, 1 by 4 inches:						
Portland, Oreg.....	1 20.00	43.00	86.75	.....	.....	86.75
Lincoln, Nebr.....	51.00	49.50	103.60	68.33	80.00	112.50
Chicago, Ill.....	.....	55.00	95.00	73.00	73.00	111.65
Minneapolis, Minn.....	46.00	47.00	98.00	56.00	58.00	117.00
Kansas City, Mo.....	49.00	47.15	112.15	56.60	58.50	128.35
New York City.....	1 50.00	57.00	111.50	62.50	86.00	139.50

<sup>1</sup> February, 1914.

TABLE 21.—Wholesale and retail prices of Douglas fir and southern yellow pine lumber, etc.—Continued.

Southern yellow pine.	Wholesale prices (dollars per M feet).			Retail prices (dollars per M feet).		
	February, 1914.	February, 1919.	February, 1920.	February, 1914.	February, 1919.	February, 1920.
No. 1 common, dimension 2 by 4 inches, 16 feet, S. & E.:						
Towns in southern yellow pine belt.....	.....	.....	47.00	.....	.....	50.00
Kansas City, Mo.....	17.60	31.35	53.50	24.30	40.75	66.45
Chicago, Ill.....	17.60	33.00	54.75	23.55	47.00	65.15
No. 2 common, boards, 1 by 8 inches, 16 feet, S. 2 S.:						
Towns in southern yellow pine belt.....	.....	.....	53.00	.....	.....	60.00
Kansas City, Mo.....	16.60	33.65	55.75	24.00	43.00	68.80
Chicago, Ill.....	16.90	34.15	57.60	22.70	49.00	66.35
Dayton, Ohio.....	.....	27.50	59.00	.....	50.00	77.50
Pittsburgh, Pa.....	<sup>1</sup> 24.00	27.50	59.00	<sup>2</sup> 32.00	36.50	80.00
B and better, flat-grain flooring, 1 by 4 inches:						
Towns in southern yellow pine belt.....	.....	.....	105.00	.....	.....	114.00
Kansas City, Mo.....	23.50	42.35	113.00	32.60	52.00	133.55
Lincoln, Nebr.....	<sup>2</sup> 40.65	42.85	108.35	<sup>2</sup> 61.66	68.33	125.00
Chicago, Ill.....	23.75	41.00	125.00	32.55	58.00	.....
Dayton, Ohio.....	.....	43.25	110.00	.....	54.00	150.00
Pittsburgh, Pa.....	<sup>1</sup> 29.00	43.25	110.00	<sup>1</sup> 38.00	48.00	142.00

<sup>1</sup> February, 1913.

<sup>2</sup> September, 1918.

TABLE 22.—Comparison of average retail prices per 1,000 feet in various regions and times.

	April, 1919.	March, 1920.	Per cent increase.
Minnesota.....	\$48.75	\$86.76	78.0
Nebraska.....	49.20	85.86	74.5
Kansas and Oklahoma.....	50.81	85.65	68.5
	Period 1912 to 1915.	March, 1920.	Per cent increase.
Minnesota.....	\$31.24	\$86.76	177.5
Nebraska.....	31.29	85.86	174.5
Kansas and Oklahoma.....	29.73	85.65	188.0

Changing values in country retail distribution are further shown specifically in Tables 23 and 24, and graphically in figures 20 and 21. A comparison of essential cost factors in the average price of lumber in a large Middle Western city is indicated in figure 22. The average buying prices shown in Table 24 include freight.

TABLE 23.—Comparison of costs and profits of retail lumber distribution in 1912-1915 and 1919.

	Country trade.						
	Average selling price per 1,000 feet.	Gross profit.		Operating cost.		Net profit.	
		Per thousand.	Per cent of sales.	Per thousand.	Per cent of sales.	Per thousand.	Per cent of sales.
Missouri, Kansas, and Oklahoma:							
1912-1915.....	\$29.73	\$7.07	23.79	\$4.99	16.77	\$2.08	7.02
1919.....	\$56.00	\$14.86	26.54	\$9.05	16.16	\$5.81	10.38
Per cent increase.....	88.3	110.1	.....	81.3	.....	179.2	.....
Western Iowa and Nebraska:							
1912-1915.....	\$31.29	\$7.17	22.91	\$4.33	13.85	\$2.84	9.06
1919.....	\$57.30	\$13.88	24.22	\$7.33	12.79	\$6.55	11.43
Per cent increase.....	83.2	93.5	.....	69.2	.....	130.5	.....
Minnesota:							
1912-1915.....	\$31.24	\$7.25	23.2	\$4.24	13.5	\$3.01	9.6
1919.....	\$54.41	\$14.33	26.4	\$7.15	13.1	\$7.18	13.3
Per cent increase.....	74.2	97.7	.....	68.6	.....	138.5	.....

TABLE 24.—Costs and profits of retail lumber distribution by years 1905–1919, country trade, Minnesota.

Years.	Average buying price.		Average selling price.		Gross profit. <sup>1</sup>		
	Per 1,000 feet.	Per cent increase. <sup>2</sup>	Per 1,000 feet.	Per cent increase. <sup>2</sup>	Per 1,000 feet.	Per cent of selling price.	Per cent increase. <sup>3</sup>
1905.....	\$20.37	0.0	\$26.03	0.0	\$5.78	22.1	0.0
1906.....	23.53	15.6	31.68	21.6	8.66	26.9	49.8
1907.....	27.77	36.4	34.64	33.0	7.60	21.7	31.5
1908.....	25.90	27.1	31.85	22.3	6.98	21.2	20.8
1909.....	24.34	19.5	30.43	16.9	6.49	21.0	12.3
1910.....	25.22	23.9	31.71	21.8	6.62	20.8	14.5
1911.....	25.03	23.0	31.17	19.6	6.29	20.1	8.8
1912.....	24.38	19.6	30.75	18.1	6.97	22.2	20.6
1913.....	26.62	30.8	32.28	23.9	6.36	19.2	10.0
1914.....	25.68	26.0	31.83	22.2	6.79	20.8	17.5
1915.....	24.34	19.5	30.44	16.9	6.77	21.7	17.1
1916.....	25.63	25.9	31.43	20.7	5.80	18.3	.4
1917.....	28.60	40.5	38.54	48.0	9.94	25.5	72.0
1918.....	36.63	79.9	46.51	78.6	9.88	21.2	71.0
1919.....	40.09	96.8	54.42	109.0	14.33	26.4	148.0

Years.	Operating cost.			Net profit. <sup>1</sup>		
	Per 1,000 feet.	Per cent of selling price.	Per cent increase. <sup>3</sup>	Per 1,000 feet.	Per cent of selling price.	Per cent increase.
1905.....	\$3.08	11.8	0.0	\$2.70	10.3	0.0
1906.....	4.04	12.5	31.0	4.63	14.4	71.4
1907.....	4.08	11.6	32.5	3.51	10.0	30.0
1908.....	3.90	12.0	26.5	2.97	9.0	10.0
1909.....	4.12	13.3	33.8	2.36	7.6	-12.6
1910.....	3.74	11.8	21.4	2.74	8.6	1.5
1911.....	3.94	12.6	28.0	2.22	7.1	-17.8
1912.....	3.66	11.8	18.8	3.10	9.9	14.7
1913.....	3.82	11.8	24.0	2.34	7.0	-13.3
1914.....	3.82	12.0	24.0	2.74	8.4	1.5
1915.....	3.65	12.0	18.5	3.04	9.8	12.5
1916.....	3.78	12.0	22.7	2.01	6.3	-25.5
1917.....	5.07	13.1	64.5	4.87	12.3	80.2
1918.....	6.41	13.7	108.0	3.47	7.5	28.4
1919.....	7.15	13.1	132.0	7.18	13.3	166.0

<sup>1</sup>The number of companies from whose records figures are taken varies somewhat, so that the gross profit shown in the table is not in all cases the exact difference between buying price and selling price, nor net profit the exact difference between gross profits and operating costs.

<sup>2</sup> Per cent increase figured on 1905 values as base.  
<sup>3</sup> Per 1,000-foot values.

*Distribution of price increase.*—As has been pointed out, the average retail price of lumber in 1919 in the country trade of the Prairie States was about \$25 higher than in the period 1912–1915. For the yards covered in Minnesota the exact increase was \$23.17. Of this increase the manufacturer and wholesaler took \$11.34, or approximately 50 per cent, the railroads \$4.75, or 20 per cent, and the retailers \$7.08, or approximately 30 per cent. Of the retailers' portion, \$2.91, or 12 per cent of the total increase, was absorbed in increased cost of retail distribution.

*Retail profits.*—From Table 23 it will be noted that retail operating expenses and net profits figured on percentage of business done had not changed greatly over those shown for the period 1912 to 1915. In that period the gross profit was close to 23 per cent in the region covered, while in 1919 the average gross profit centered around 25 per cent of sales. Computed on a thousand-foot basis, however, there has been a very decided change in margin of net profit and operating expenses. In 1912 to 1915, for example, the average net profit shown by country yards in Minnesota was \$3.01 per 1,000 feet, and the total operating cost was \$4.24 per 1,000 feet. In 1919 the average net profit shown by over 100 yards in the same region amounted to \$7.18 and the operating costs to \$7.15, or a margin of gross profit of \$14.33.

It should be borne in mind that the net profit shown includes a certain percentage of book profit, or gain on inventory, due to the rising prices during 1919. Actual cash profits are further reduced by the income taxes, which are not figured in as operating expenses. These taxes, of course, vary with the com-

panies and profits shown. In the case of a representative company which operates a line of some 40 or 50 yards the net profit, including gain on inventory after income taxes had been paid, was about \$4.75 per 1,000 feet. A portion of the manufacturers' increase was likewise absorbed by increased costs of production and operations.

As previously shown, average retail selling prices for the Middle West, which were from \$30 to \$32 in 1912–1915, advanced to about \$56 in 1919 and to about \$86 in March, 1920. Buying prices averaged about \$25 in 1912–1915, advanced to about \$40 in 1919, and in March, 1920, were still higher. Retail operating costs increased from about \$4.50 in 1912–1915 to about \$7.85 in 1919, and to about \$8 in March, 1920.

LUMBER PRICES UNJUSTIFIED BY PRODUCTION AND DISTRIBUTION COSTS.

A study of prices and increased production and distribution costs during the prewar and postwar periods substantiates the statements made by many lumbermen that prices during the end of 1919 and the beginning of 1920 reached points unjustified by production and distributing costs. While present prices are somewhat below the March level they are still in excess of prices justified by increased production costs and fair profits. The following is believed to be a liberal approximation of costs entering into the average retail price of lumber as determined for March, 1920, in the country trade in the Middle West. The lumbermen's figures on production costs, which may be considered outside costs, are accepted as a basis. The production cost is a weighted average computed from the relative per cents of various species in the retail stocks handled.

TABLE 25.—Approximate production and distributing cost, March, 1920, per thousand feet of lumber.

Lumber production (stumpage and selling costs included) .....	\$26.50
Transportation (mill to retail yards) .....	12.00
Retail distribution .....	8.00
Total .....	46.50
Average retail selling price March, 1920 .....	86.00
Margin of profit (includes interest on investment) .....	39.50

The margin of profit indicated exceeds by \$8 to \$10 the total average retail selling price for the lumber sold in the same region during the 1912–1915 period, which included all costs and profits of manufacture and distribution. Irrespective of the distribution of this excessive profit, which, by and large, has unquestionably varied with relative advantages held and with relative abilities to dominate situations, lumber prices are excessive and yield profits bearing no reasonable relation to increased costs of lumber production and distribution.

That prices went unreasonably and unfortunately high is readily admitted by many of the more responsible and far-seeing men in the trade, and is concretely evidenced by the efforts of numerous large companies to stabilize prices during December, 1919, and January and February of 1920, by action on the part of retail lumber dealers calling upon manufacturers to stabilize lumber prices, and by editorial comment in lumber journals. The following is an extract from a published letter, written by the secretary-manager of a large lumbermen's association in response to a letter from the secretary of a retailers' association, suggesting that prices be stabilized until July 1 at least:

I am not violating any confidence when I say to you that the situation has given the lumber manufacturers much concern, many having expressed themselves as deploring the fact that prices have been bid up to present figures by the buyers themselves. It is a little too much of a strain on human nature to expect that producers shall refuse to accept the highest prices offered for their goods.

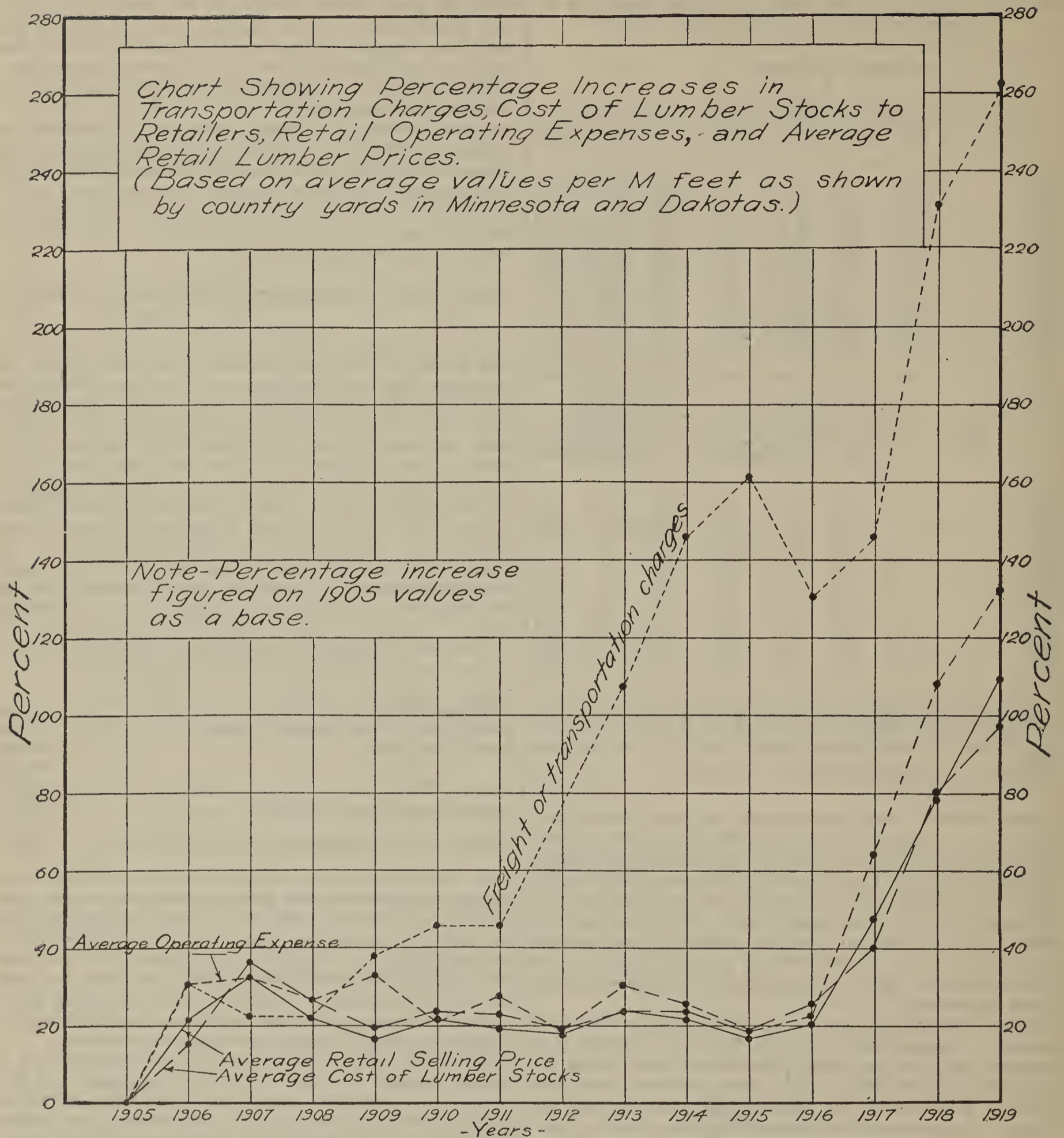


FIG. 20.

Several of the largest companies operating both mills and retail yards, for example, sought to stabilize prices on their own responsibility, and their efforts unquestionably had a far-reaching effect in breaking the rising prices and bringing about a slight decline, ranging from \$1 to \$10 per thousand, according to grade. Many lumbermen admit that prices went so high that demand was automatically checked. There is ample evidence throughout the Middle West that lumber prices reached a point which aroused public indignation in many communities, and that this feeling, combined with a widely advertised announcement of one of the largest producing and distributing companies that it proposed to stabilize prices on the basis of its

January list, resulted in a sharp falling off in buying. An extract from the announcement issued by this company late in February reads as follows:

The interests comprising the group have come to recognize that this condition of the lumber market is injurious to the public and to the industry generally; that the uncertainty even more than the price level is demoralizing and results in enhanced cost of building and discourages construction, and that unless something is done to check the present tendency toward further and frequent and irregular advances which have no relation to costs of production the situation will become still more deplorable.

The intent of the company to stabilize prices was construed by the public and the press as a cut in prices, and buyers quite

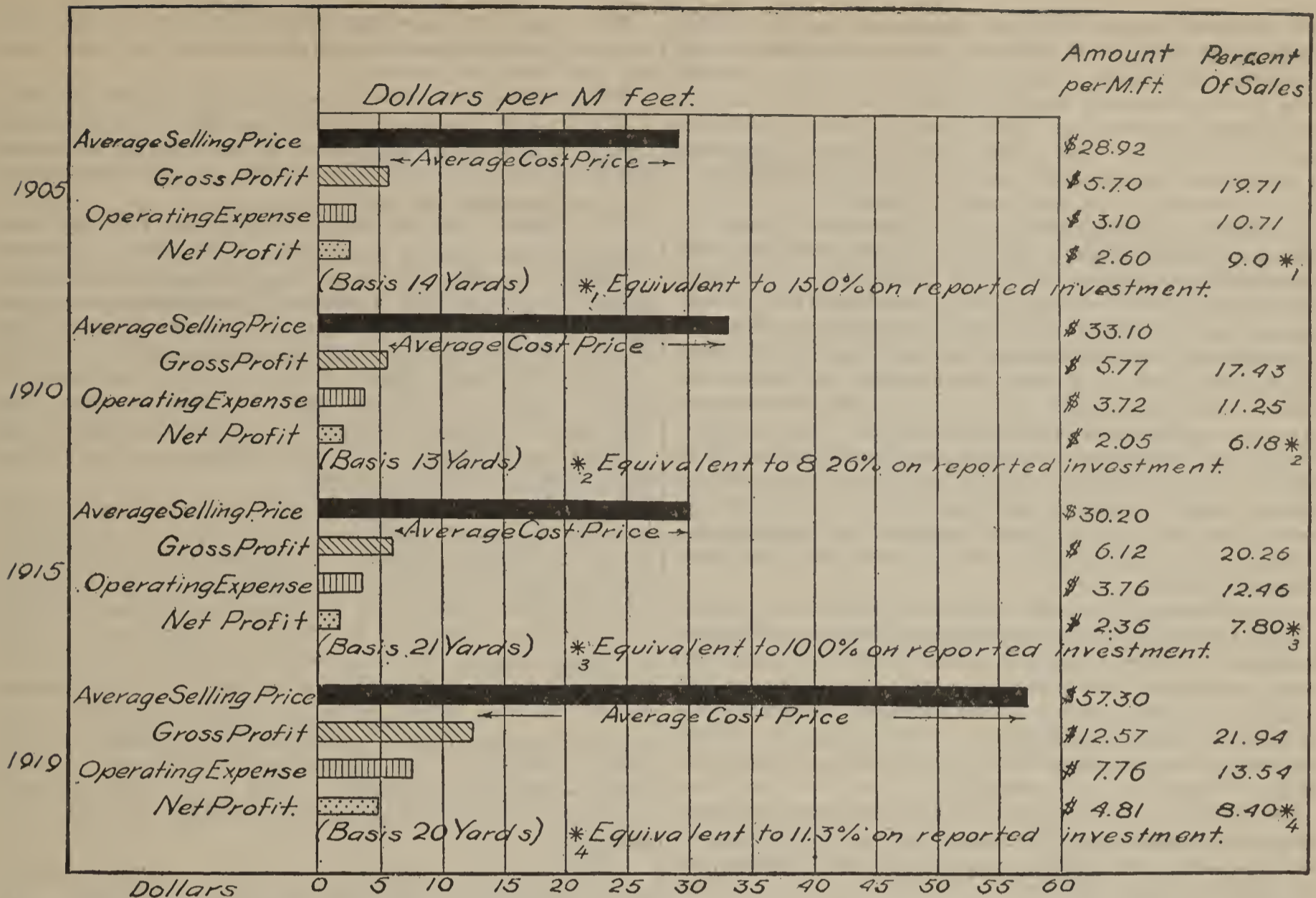


FIG. 21.—Comparative average selling prices, all classes of lumber sold, gross profits, total operating expenses, and net profits for country retail lumber yards in Nebraska, for years 1905, 1910, 1915, and 1920.

generally throughout the northern portion of the Middle West, in which the company operates retail yards, deferred purchases in order to buy on the company's list or to await similar reductions throughout the trade.

A statement issued about the same time by the president of another group of companies contained the following:

We regard the present prices of lath as detrimental to the best interests of all branches of the trade and not defensible either on the basis of production and distribution cost or on the basis of a fair market value.

**PRICE CONTROL.**

Neither time nor facilities were available to investigate the extent, if any, to which prices since the armistice have been subject to artificial control. It is believed, however, that the data presented are fairly conclusive in indicating that during the last half of 1919 and the first months of 1920 no control of prices was necessary to lift prices.

**SOME SPECIFIC EFFECTS OF REGIONAL DEPLETION ON PRICES.**

Regional forest exhaustion, with constantly increasing distance between forest and market, gives rise to many accessory conditions vitally affecting the price of lumber to the consumer. Among the more important are:


Opportunities for speculation in lumber prices by both producers and distributors tend to increase as the distance between forest and market becomes greater and as a species of lumber becomes scarcer. During the 8 or 10 months preceding March, 1920, much speculation entered the trade in markets far removed from the producing regions. The common use of the reconsignment privilege, for example, by which cars of lumber are shipped prior to sale, the shipper or wholesaler, as the case

may be, relying upon favorable sale while the lumber is in transit or when it reaches a consignment point, was a fruitful source of speculation. These cars were often held for bid prices and served to intensify the auction market and to lift prices.

During the past year demurrage charges on transit cars amounting to \$100 and \$200 per car were not uncommon. The records of transit cars at the Minnesota transfer alone show that during the period October, 1919, to March, 1920, 3,000 cars

**CITY TRADE**

Average of 3 Companies



A Representative Firm

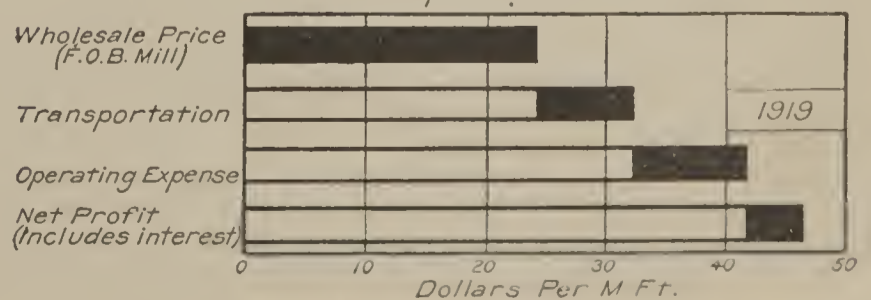


FIG. 22.—Comparison of the essential cost factors in the retail price of lumber, Kansas City.

were held without disposition for an aggregate period of 17,453 days—an average of 5.8 days per car—and incurred accrued demurrage and penalty charges amounting to a total of \$76,529.

As growing distances between forests and market increase opportunities for price speculation, more and more middlemen are drawn into the trade. While the responsible wholesaler is an essential factor of the trade, a surplus of middlemen is an added burden of cost upon lumber distribution. It has been estimated that lumber brokerage and wholesalers' offices on the Pacific coast increased 50 per cent during 1919 and 1920. It is often the case that men drawn to the trade by its speculative possibilities are of the less responsible type, whose methods are not to the best interests of the trade and the public.

Speculation, with its accompanying sharp increases of lumber prices, tends to bring upon the market lumber in inferior condition. During the months following June, 1919, for example, a general complaint throughout the Middle West was that lumber was inadequately or improperly dried, due mainly to the fact either that it was shipped before being properly dried or that it was too rapidly seasoned in kilns. This, of course, may be attributed to the desire of the manufacturer to ship the lumber before high prices receded or at bid prices offered by jobbers.

The load imposed upon the railroads in transporting lumber to meet the country's needs increases directly with the increase in distance between forest and market. More cars and more labor are required, and the chances of breakdown, delays, and traffic tie-ups, which create lumber shortages and high prices in markets affected, are multiplied. Markets farthest removed are subjected to increasing hazards in obtaining a continuous supply of lumber at stable prices.

Concentration of lumber production in one or two principal regions accentuates the seriousness of reduced production arising from local labor troubles in woods or mills or from unfavorable weather conditions.

The cutting out of timber in different regions carries with it a change in the character of lumber stocks in dependent regions both as to species and grades. This tends to confuse the trade and upset industries dependent upon certain grades and species of lumber as a raw product. At the present time many large wood-using concerns which have developed their factories and their products on the basis of special woods are facing with great concern shortages in the market supply of these woods, and in many instances have had to turn to other species involving new problems of manufacture.

#### SUMMARY OF PRINCIPAL PRICE CONCLUSIONS.

During the latter half of 1919 and the early months of 1920, lumber prices in the United States increased more sharply and to far higher points than were ever known before. In March,

1920, average mill prices had increased 300 per cent and more over 1914, and the average retail prices showed increases ranging from 150 to 200 per cent.

While the costs of lumber manufacture and distribution likewise increased, the rise in lumber prices was wholly disproportionate to these increases. Present prices, although somewhat lower than those reached in March, 1920, are still excessive and yield profits unjustified by costs.

The "auction" market which characterized the trade was precipitated by a sudden urgent demand for lumber, which developed in the spring of 1919, in the face of inadequate stocks of lumber due to subnormal production. The situation was further aggravated by a restricted movement of lumber caused by car shortage. The result was a lessening of competition, which enabled the seller with stocks available to auction his lumber to buyers who were in urgent need of material or who were frightened by reports that lumber prices would go higher. In January and February, 1920, prices became so excessive that buying was automatically checked.

The history of lumber prices is that as forest regions accessible to the larger consuming markets are cut out lumber prices are pushed upward by increased costs of production and distribution incident to the exploitation of less accessible or more distant forests and by altered competitive conditions in the markets occasioned by changes in species and in main sources of supply. In any given market prices are predominantly influenced by the species of greatest supply and general utility. As that species becomes depleted and scarce it increases in price and tends to draw the level of competing prices with it. Regional forest depletion therefore results in weakened interregional competition, which in the past has been one of the most effective influences in restraint of lumber price advances.

Timber depletion is therefore an important contributing factor in present high lumber prices but is not the only cause. Lumber production has fallen off to a marked degree in many regions as a result of the cutting out of the forest. Freight congestion, climatic conditions, labor troubles, and other factors which have reduced output in the regions still maintaining large industries have, as a result, been greatly emphasized and have been directly related to depletion in their effect on prices. Transportation charges have been increased to most of our largest consuming centers. Competition among manufacturers has been reduced and a greater opportunity created for manufacturers and dealers to auction their product at higher prices. All of these factors have tended to increase lumber prices and have accentuated depletion. If large-scale production had still been possible in New England, New York, Pennsylvania, and the Lake States, there can be little doubt concerning the beneficial effect upon market stability and lumber prices.



## LUMBER EXPORTS AND TIMBER DEPLETION.

### LUMBER EXPORTS BEFORE AND DURING THE WAR.

Prior to the war, the United States exported annually about 3 billion board feet of lumber and saw logs, aside from considerable quantities of railroad ties, staves, and other wood products. The export trade absorbed about 8½ per cent of the lumber cut. Nearly half of the lumber shipped abroad was southern yellow pine, and softwoods all told constituted about 79 per cent of the export trade. An important factor in the foreign trade is the export of high-grade hardwoods. More than 10 per cent of the yearly cut of oak, or about 300 million board feet (mostly white oak), was exported, in addition to 41 million feet in the form of staves. Seven per cent of the annual cut of yellow poplar, or 35 million feet, was exported, and nearly 50 per cent of the yearly cut of black walnut, or about 25 million board feet. Considerable quantities of hickory, ash, and other high-grade woods for vehicle parts, agricultural implements, etc., were also exported.

In 1913, 37 per cent of the lumber exports were shipped to Europe, 30 per cent to North America (chiefly Canada and Mexico), and 16 per cent to South America.

The foreign lumber trade fell off to a marked degree during the war, particularly lumber exports to Europe. The total exports in 1918 and 1919 were but one-third of the quantities of lumber and logs exported in 1913. The foreign trade in hardwoods has shown the least decline, the volume exported in 1918 being 88 per cent of that in 1913.

### PROBABLE DEVELOPMENTS IN LUMBER EXPORTS.

Following the suspension of hostilities, lumber exports have been very slow in returning to their prewar volume, mainly on account of exchange rates running against European countries, high charter rates on shipping, and the unprecedented demand and high prices for lumber in our domestic markets. As more normal trade conditions with Europe are reestablished there will undoubtedly be a marked increase in lumber exports. The emergency needs of Europe for reconstruction and long-delayed expansion in housing facilities, railroads, etc., have been estimated at 7 billion feet of lumber annually for some time to come over and above the consumption of normal times. Great Britain, France, Italy, Germany, Belgium, and Holland are lumber-importing nations now experiencing exceptional and often acute shortages of wood as an aftermath of the war. For the most urgent reconstruction and expansion, particularly of railroads, these countries will presumably seek to obtain lumber in large quantities from the United States as soon as exchange rates reach a stable and more satisfactory basis. Inquiries for several million railroad ties from Great Britain and France have, for example, been made of American manufacturers, and indications point to a relatively steady demand from Europe for this product.

It is, nevertheless, improbable that the United States will be called upon for any considerable part of the ordinary grades of building lumber required in the reconstruction of western Europe. Europe itself contains large quantities of timber suitable for such purposes, particularly in Russia, Finland, Sweden, Norway, and the new countries carved out of the Austro-Hungarian Empire. Large lumber stocks accumulated in the countries of the Baltic Sea during the war await marketing.

The pressure upon all European countries having extensive forest resources to exploit them and develop trade relations for marketing their products as a means of industrial rehabilitation will be very great. These countries, with their advantage of proximity, better knowledge of trade customs and requirements, and the cheapness of their products, bid fair to supply the bulk of the demands for lumber of general utility arising from the war.

On the other hand, European demands for high-grade timber products from the United States, such as large structural and ship timbers, flooring, hardwood staves, and furniture, vehicle, or implement stock will increase. High-grade woods suitable for many of these purposes can not be had in large quantities from any European sources now available for exploitation. The recent improvement in the exchange rate with Great Britain apparently has already brought a marked increase in the British demand for hardwoods, which is a factor in further reducing stocks and maintaining high prices on hardwood lumber required by American furniture makers and other manufacturers. Hickory and ash handies are now going to Europe in considerable quantities, the foreign demand for these products again being a factor which affects stocks and prices in the domestic markets.

As previously indicated, the European trade forms less than 40 per cent of our lumber exports. The development of Central and South America, parts of Africa, China, Australia, and New Zealand will naturally result in a gradual increase in lumber exports to those countries. Central and South America, while containing large hardwood forests, are now dependent upon imports from the United States, Canada, and Sweden for the bulk of their softwoods, the chief staple in international timber trade. Several of these regions may in time develop forest industries sufficient to supply their own needs, and new sources of international lumber supply may be developed in regions like Siberia. Nevertheless, the United States must anticipate a gradual but material increase in the demand for its lumber products from these parts of the world for some time to come. This demand will comprise mainly lumber of relatively high grade. It will, however, probably run to less specialized and high quality products than the European trade and will consist chiefly of the better grades of softwood building and construction lumber, with considerable quantities of railroad ties.

The exports to Canada and Mexico, on relatively short-rail and coastwise shipments, will comprise an average run of sawmill products corresponding to that taken by the domestic trade.

### EFFECTS OF EXPORTS UPON DOMESTIC TIMBER SUPPLIES.

The depletion of the virgin forests of the United States is making itself felt first through the growing scarcity of timber of high quality—the products cut from large, clear logs representing the cream of our virgin forests. During the past 25 years such products have risen in price more rapidly than the common grades of lumber. The most serious effect of the foreign trade will be to increase the shortage of high quality products, because it is exactly such products which are short the world over and which lumber-importing nations will in the long run most desire to obtain from the United States.

This effect will be most pronounced in the case of American hardwoods. The foreign demand for such species not only includes cabinet, furniture making, and finishing woods of special beauty, like walnut or quartered oak, but also many woods used in manufacturing essentials of commerce and industry, like oak and hickory wagon stock, hickory spokes, high-grade car stock, ash and hickory handles, woods used in agricultural implements, and the like. The supply of old-growth hardwoods from which most of these products are obtained is nearing its end. Our domestic industries are securing such materials with increasing difficulty and cost. Except as substitute woods or other materials may be found, the growing shortage of these products must in any event seriously handicap American industry and commerce.

The second important bearing of foreign shipments is upon the remaining supply of high-grade southern yellow pine which, up to the present time, has furnished about half of the total lumber exports. The materials which the foreign consumer demands include a large proportion of high-grade flooring and other forms of finish and large timbers for shipbuilding and other structural purposes. The situation as to the supply of these products is less serious, and quite unlike that which holds true of the hardwoods. The total production of yellow-pine lumber will probably decline steadily during the next 10 or 15 years; and the production of high-quality products from old growth will drop off still more rapidly. Such high-grade products will, however, continue to be cut from particular localities or holdings, though in diminished amounts, for 30 to 40 years, and the substitution of western softwoods for both export and domestic products now made of southern pine is entirely practicable.

In the third place, export demands will strike the large supplies of high quality softwood timber in the Western States. The Pacific coast carries on a gradually increasing trade with the Orient, with Australia, with South America, and with Europe. It will logically replace the exports of southern pine as that timber is further depleted. Here, again, the foreign demand will take mainly high-grade products, particularly large structural timbers, shipbuilding materials, and the better grades of clear flooring and other forms of finish. With this demand for high-grade materials will probably be supplied varying quantities of railroad ties and general utility lumber.

The large virgin forests of the West will sustain the maximum demand made upon them by the export trade for many years without serious effect upon domestic markets. The domestic demand for high-quality timber products from the West will, it is true, increase with rapidity as their production in the South falls off. And in the West, as in the South, the first evidence of depletion will be a scarcity of products of high quality. There is this marked difference, however, in the West, that the existence of large National Forests where timber is cut under careful restrictions affords a means for reserving reasonable quantities of high-quality timber and for producing stumpage of this grade.

It must therefore be recognized that a material increase in the export lumber trade would accentuate the shortage of high-quality products available to American consumers. The problem presented by lumber exports is not serious from the standpoint of quantity. It may prove serious from the standpoint of quality. Scarcity of high-quality products essential to our ship and car building and many other industries is the first and one of the most serious effects of timber depletion.

The eventual solution of the problem presented by an active foreign trade is therefore identical with the remedy for depletion through domestic consumption, namely, not to restrict the use, but to increase the production of timber by getting all forest-growing land at work. It must be recognized, however, that this remedy in itself will not entirely meet the need for timber of high quality. With some exceptions, such material

can not be grown in less than 150 years; and even if every acre of denuded land in the United States were planted to-morrow, a long time would elapse before the depletion of high-quality stumpage which has been cut so freely from our virgin forests could be made good. Furthermore, the private landowner can seldom afford to carry timber crops during the long periods necessary to produce material of high quality. The most effective means of overcoming the shortage of high-grade timber is the creation of public forests which can be utilized to the extent necessary for the production of large timber or special products.

The bulk of the high-quality timber produced in France and other countries of Continental Europe is grown in public forests, it being a recognized function of the Government to produce on its forest lands the classes of material which will not be grown in sufficient quantity on private lands because of the time and cost involved. This policy has already been applied to the hardwood forests acquired by the United States in the southern Appalachians pursuant to the Weeks Act. As far as practicable, these forests will be handled so as to produce high-quality hardwoods rather than railroad ties and common lumber, so that they may be at least a factor in meeting the shortage of such products. But no adequate provision for the growing of high-grade eastern woods has yet been made. It can be made only by largely extending the public forests in the Eastern States.

#### IMPORTS OF FOREST PRODUCTS.

During the four years preceding the war the imports of lumber and logs ranged from 1,100,000,000 to 1,300,000,000 board feet, or about one-third the volume of exports during the same period. Beginning with 1917, there was a marked increase in wood imports. In 1918 imports exceeded exports by 100,000,000 board feet, and in 1919 the excess of imports was probably much greater. Aside from the importation of 1,370,000 cords of pulp wood from Canada in 1918, the United States imported 596,000 tons of wood pulp and 516,000 tons of paper, chiefly from the same source.

Imports of timber and timber products fall into three classes:

(1) Cabinet woods, like mahogany and cigar-box cedar, and other valuable woods, like South American greenheart, which can not be obtained in the United States. The imports of cedar amount to nearly 20,000,000 board feet annually, and the imports of mahogany to 50,000,000 board feet.

(2) Saw logs and manufactured lumber from Canada, shipped into the United States by the natural routes of commerce on the Atlantic and Pacific coasts and by favorable railroad channels. Such imports aggregate about 1,000,000,000 feet per year, aside from which Canada also ships close to a billion shingles into the United States annually. These imports compete directly with similar products manufactured in the United States. There is, indeed, approximately the same flow of lumber across the Canadian boundary in each direction, determined by the favorable location of consuming regions in one country with respect to lumber-producing centers in the other.

(3) Paper and materials for making paper. The imports of pulp wood, pulp, and manufactured paper in 1918, practically all of which came from Canada, were approximately 2,071,000 tons. Imports of corresponding products were still greater in 1919. They furnish about two-thirds of the newsprint paper consumed in the United States, a proportion which will grow steadily unless the foreign trade policy adopted by Canada prevents.

Other imports of forest products are at the present time of negligible importance. Prior to the war the United States imported considerable quantities of chemical pulp and high-grade papers from Scandinavia, a trade whose partial resumption is to be expected. A small quantity of lumber is shipped to our west coast from Japan and Korea. The enormous timber re-

sources in Siberia have not yet been developed sufficiently to support a foreign lumber trade.

The two important classes of products for which the United States now depends upon foreign countries are cabinet and other extremely valuable woods from tropical countries and paper or its raw materials. Our dependence upon Canada for paper is an extremely important factor which must be reckoned with for many years to come. This results in part from the depletion of pulp-making woods in the eastern United States and in part from transport and manufacturing conditions which have prevented the paper-making industry from utilizing pulp timbers available in the Western States and Alaska. Adequate development of our western pulp-wood resources could make the United States independent of foreign supplies of paper.

#### EXPORT TRADE POLICY.

It must be recognized that, unlike most articles of commerce, the replacement of a considerable part of the raw material con-

sumed in lumber exports will, under the best conditions, be a slow and difficult process. Foreign trade in softwoods has less serious effects than the export of hardwood products; a foreign trade in such articles as softwood railroad ties and common lumber is the least serious of all since such commodities can be produced with comparative rapidity in large quantities once growth replaces devastation of our forest lands. On the other hand, foreign demands for high-grade hardwoods endanger certain of our "key" industries such as the manufacture of agricultural implements, vehicles, and handles. Without any exports we face a serious shortage in their raw materials. These facts should be considered in determining the foreign-trade policy of the country and in weighing the advantages of reciprocity. Our fundamental national policy, however, should be for timber growth rather than the regulation of timber use. If the export trade in lumber is to be regulated, such regulation should be discriminating and should apply to the grades and products in which a shortage is most imminent and most menacing to domestic industries.

## CONCENTRATION IN TIMBER OWNERSHIP, MANUFACTURE, AND MARKETING.

### CONCENTRATION OF TIMBER OWNERSHIP IN 1910.

A thorough investigation of timber ownership in the Lake States, the southern pine region, and the Pacific Northwest was made by the Bureau of Corporations in 1910. At that time these three great forest regions contained about 80 per cent of all the standing timber in the United States. The two most striking facts reported by the Bureau of Corporations, following its investigation, were the concentration of control of standing timber in comparatively few large holdings and the vast scale upon which the speculative purchase and holding of timber in advance of its use had been conducted. Both of these conditions were attributed directly to the public-land policy of the United States. The Bureau of Corporations found that 48 per cent of the standing timber privately owned in these three regions, or 839.7 billion feet, was held or controlled by 195 owners. Three large corporations held between them 238 billion feet, or 11 per cent of all the privately owned timber in the United States. The concentration of standing timber in large holdings was most fully developed in the Lake States and the Pacific Northwest.

The degree of concentration of standing timber in 1910 in the States covered by the investigation of the Bureau of Corporations, and subsequent changes or tendencies in so far as it has been possible to determine them, are summarized in the following brief account of timber ownership in a number of the more important forest regions:

### TIMBER OWNERSHIP IN THE NORTHEAST.

The 1910 investigation did not cover this region. The only timber holdings of large size in New England are located in its northern softwood forests and have been consolidated primarily to secure large supplies of pulp wood. Fifteen owners have acquired something over 5½ million acres in Maine, New Hampshire, and Vermont, or nearly one-fourth of the forest area of these three States. These 15 owners undoubtedly control at least half of the supply of pulp wood in New England. The process of timberland concentration is still going on to a considerable degree, especially in Maine, where the large properties of one of the paper companies were acquired and assembled during the past three years. In New Hampshire the United States itself has acquired a comparatively large timber holding through the purchase of over 400,000 acres in the White Mountains under the Weeks law.

The pulp-wood forests of New England are very largely held on an operating rather than a speculative basis. The non-operating owners in practically all cases are selling timber to operating companies for current logging requirements, retaining the land.

In New York 17 pulp and paper companies have aggregate holdings of nearly 800,000 acres. The largest of these ownerships exceeds 200,000 acres, and the second in size exceeds 150,000 acres. Practically all of the softwood stumpage in New York is very strongly held, and there is little tendency toward further concentration at the present time.

A significant fact in New York is that the State itself is the largest owner of merchantable timber, having acquired 1,886,000 acres of forest land in the Adirondack and Catskill Preserves, which contain 60 per cent of the pulp timber in the State. The cutting of these lands is prohibited by the State constitution. The situation in New York is thus in striking contrast to that

in Maine, where almost the entire supply of pulp timber is in private ownership.

### OWNERSHIP OF SOFTWOOD TIMBER IN THE SOUTHERN STATES.

The Bureau of Corporations reported in 1910 that 14 holders controlled three-fifths of the cypress in Louisiana, and that 11 owners controlled one-half of the cypress in Florida. Each of these 25 owners had acquired more than 250 million feet of cypress stumpage. There has been comparatively little change in the ownership of cypress land since 1910. The limited supply and high value of this timber and the large investments required for operating plants tend to keep the stumpage in the hands of relatively few owners. The enlargement of the existing cypress holdings is becoming more and more difficult, and the total quantities of timber held by the groups of large owners are diminishing as cutting progresses.

The Bureau of Corporations reported that 29 holders in 1910 owned 22 per cent of the yellow-pine timber in the Southern States, each of these owners having acquired over 2 billion board feet. Sixty-seven owners held 31 per cent of the southern pine, but the ownership of 50 per cent was distributed among 307 holdings.

The concentration of southern pine in large holdings appears to have practically stopped about 1909. The number of holding companies which are not operating is very limited, sales of timber are very few, and practically all of the remaining stumpage is definitely related to manufacturing plants.

The southern pine belt well illustrates the increasing degree of concentration of timber of high quality as the depletion of forest resources continues. The South contains to-day approximately 139 billion feet of virgin pine, controlled by 5,401 sawmills. It is estimated that in 10 years the remaining stand of old-growth pine will be in the hands of 147 mills, and that in 20 years the 30-odd billion feet of virgin pine timber left will be held by 45 mills. The number of mills alone does not indicate the degree of concentration, since a number of corporations control and operate several mills.

The southern pine region also illustrates the replacement of large sawmills by small operations, as the greater part of the virgin stumpage is cut out and the industry passes over to the cleaning up of odds and ends and the manufacture of second growth. The number of small sawmills in the South is increasing more rapidly than the number of large plants, which are closing down. During 1919 from 800 to 1,000 small mills were established in this region, a movement, of course, greatly stimulated by the high lumber prices.

### OWNERSHIP OF HARDWOOD TIMBER.

In 1910 the Bureau of Corporations found that timber ownership was less concentrated in the hardwood forests of the South than in any other region investigated. The same is true to-day. Hardwood forests lend themselves to concentration much less readily than coniferous timber. The number of species in the usual stand is great. Manufacture and marketing must be highly specialized, with diversified products demanded by a wide range of manufacturing industries and other users. Costs of production run higher than in the case of softwood forests. Hence the individual hardwood holdings have averaged much smaller and the average hardwood mill cuts much less timber than in the case of softwoods.

The annual cut of 11 of the largest hardwood operators in the southern Appalachians is about 400 million feet. This represents 12½ per cent of the cut of the region. The remaining 87½ per cent of the output is manufactured by companies which produce less than 10 million board feet yearly in every case. In the Mississippi or "Delta" region less than 30 companies reported a lumber cut of more than 10 million board feet annually. In the whole hardwood region there are no holdings comparable to the large operating groups in the softwood forests of the West and South.

At least 10 million acres of hardwood forest in the Appalachian Mountains are owned by coal, oil, gas, and other mining corporations. One and one-half million acres have been acquired by the Federal Government as National Forests under the act of March 1, 1911. The remaining hardwood areas in this region, and the same appears to be true of the "Delta" hardwood belt, are widely distributed and largely in the hands of operating companies.

#### TIMBER OWNERSHIP IN THE LAKE STATES.

The Bureau of Corporations reported in 1910 a marked degree of timber concentration in the Lake States, particularly in the most valuable species. Six owners thus held 54 per cent of the white and Norway pine in Minnesota, but only 2 per cent of the hardwoods, then rated as of inferior value. Thirty-two holdings in Minnesota, each exceeding 60 million board feet, aggregated 77 per cent of the valuable pines and but 11 per cent of the hardwoods. Ten holders had acquired 24 per cent of all the timber in Wisconsin and 12 holders had acquired 28 per cent of the timber of Michigan.

Since 1910 a good many owners have disappeared from the rolls in the Lake States through the exhaustion of their holdings. The few nonoperating holders appear to be disposing of their lands, and a very large proportion of the timber in the region is now attached to going operators.

#### TIMBER OWNERSHIP IN IDAHO.

In 1910, 64 per cent of the privately owned timber in Idaho, or 32.3 billion board feet, was held by 10 owners. Each of these holdings comprised over half a billion feet. The three largest owners jointly controlled 46.2 per cent of the private timber in the State.

The concentration of timber ownership in Idaho appears to have practically stopped about 1907. Since that time the larger holdings have remained practically at a standstill, except for depletion from cutting and exchanges between companies to secure a better blocking of stumpage for operating purposes. The stoppage of further timber purchases about 1907 appears to have been due to a full realization of the cost of carrying stumpage for long periods in advance of opportunity for its manufacture and to the general period of lean years which the lumber industry experienced, particularly from 1913 to 1915. For the same reason a number of nonoperating companies have constructed sawmills and become manufacturers.

Timber concentration had, however, gone very far in Idaho, particularly in the case of western white pine, the most valuable timber tree of the Northwest. Of the 20 billion feet of white pine in this region, 5 billion feet is owned by the Federal Government, chiefly in National Forests, the State of Idaho owns 3 billion feet, and 12 billion feet are privately owned. A single group of affiliated companies controls one-half of the privately owned white pine, or 6 billion feet. With the exception of the Northern Pacific Railroad, one of the largest timber holding companies in this territory, there is no tendency to break up or decrease the size of the larger properties. The Northern Pacific is disposing of its timber as opportunity affords. The State of Idaho has announced a policy of disposing of its timber

lands. There is a marked tendency in Idaho, however, to put timber holdings upon an operating basis and to construct additional sawmills in sufficient number to liquidate most of these great properties within 25 or 30 years.

#### TIMBER OWNERSHIP IN WASHINGTON AND OREGON.

In these States, the Bureau of Corporations found in 1910 the most striking examples of timber concentration. Three owners controlled 191.3 billion board feet of timber. There were 83 owners who had acquired over a billion board feet. Their aggregate holdings were 411.7 billion feet, or 59.4 per cent of the privately held stumpage in the two States.

Since 1910 the three largest holdings in this region have been decreased. By decision of the Federal courts the land grant of 2,425,000 acres to the Southern Pacific Railroad Co. in Oregon has reverted to the Government. The Weyerhaeuser Timber Co. has sold approximately 250,000 acres, chiefly to operating companies, and has itself become a large timber manufacturer. The Northern Pacific Railroad Co. has sold 522,000 acres of timberland in Washington, a considerable part of which has gone to operating companies.

In the State of Washington individual holdings in excess of 25,000 acres, or approximately 1 billion feet of timber, had as a group acquired 155,100 acres of additional timberland between 1910 and 1919 through the consolidation of small holdings. On the other hand, this same group had during the same period decreased its holdings by 970,630 acres through logging, timber sales, failures, etc. The net area of timberland controlled by this group of approximately 32 owners had decreased in the nine years 815,530 acres.

In Oregon the holdings of the same size had, as a group, dropped 959,930 acres between 1910 and 1919 and added 1,437,580 acres, a net increase of 477,650 acres. The increases represent principally the consolidation of small properties. Much of the timbered area of Oregon is still undeveloped and inaccessible for lumber manufacture. Timber values in this region are still low. The greater number of large holdings in Oregon are in such localities. Several of them have changed hands during the past 10 years, some tracts two or three times, due to the inability of owners to carry taxes, interest, and protection costs any longer. The holdings previously carried more or less as a speculation have in many cases passed into stronger hands.

There are still many thousand timberland claimants and small owners in these less accessible regions who are anxious to unload; and the low values at which they are willing to sell their land has permitted the blocking of small holdings into large properties at prices which have attracted strong investors. In a considerable number of cases, companies preparing for lumber manufacture have not only blocked up small properties but have also purchased extensively from the larger holders themselves. A process of concentrating small properties and one of breaking down the very large properties are thus going on at the same time. These two movements taken together presage a change in timber ownership in Oregon from a speculative to an operating basis and a large increase in its manufacture of lumber.

The individual holdings under 25,000 acres, or of less than about one billion feet of stumpage, aggregate 17,000 in Oregon and 7,000 in Washington. Many of these small holders have retained their timber not from choice but from their inability to sell in locations isolated from present manufacturing centers. The smaller number of such holdings in Washington indicates the much more rapid development of the lumber industry in that State. The enormous number of timber properties of small or unimportant size in the two States on the northern Pacific coast not only show that there is still a very wide distribution of timber ownership in that region notwithstanding the concen-

tration which has taken place; but also that the process of concentration for timber holding as distinct from lumber manufacture had been checked, as in Idaho.

### TIMBER OWNERSHIP IN CALIFORNIA.

The timberlands of California illustrated, in 1910, the same tendencies toward a partial concentration in enormous holdings evident in Oregon and Washington. Nearly 75 per cent of the privately owned timber in the State, or 178.2 billion feet, was in 39 holdings. The seven largest owners carried 100 billion feet of stumpage; and one owner, the Southern Pacific Railroad, had acquired 35 billion feet through its Federal land grant.

The commercial timber lands of California comprise two distinct belts, the redwood forests bordering the coast, and the sugar and yellow-pine belt covering the eastern and northern mountain ranges of the State. In the redwood region the principal nonoperating owners are now 17 in number, with holdings ranging from 200 million to 5 billion board feet of timber. Eleven of these holdings comprise 1 billion feet or more; and in the aggregate they comprise 29,056,000,000 feet. The principal operators in the same region are 13 in number, with timber holdings ranging from 240 million to 3 billion feet. Six of these companies have holdings of 1 billion feet or more; and the aggregate ownership of the 13 is almost 20 billion feet. A large part of the redwood stumpage that can be operated most economically is now controlled by operating companies, who also largely control strategic operating sites from the standpoint of coastwise or other shipments. There is still a large percentage of redwood timber in the ownership of nonoperating companies, but the general tendency since 1910 appears to have been away from further concentration. The number and aggregate hold-

ings of the group of companies controlling a billion feet or more, for example, has decreased.

The principal holding companies in the pine region of California are eight in number. Aside from the enormous property of the Southern Pacific Railroad, these ownerships range from 600 million to 3 billion board feet. In addition, there are 14 large operating companies, one of which controls 15 billion feet of stumpage, while the holdings of the rest range from 181 million to 2.8 billion board feet. All told, these operating companies own over 29 billion feet of stumpage. There have been several transfers of ownership since the investigation made by the Bureau of Corporations in 1910; but no important change as to the general concentration of timberlands. The present tendency in the California pine region is toward the operation of timber areas and the liquidation of the investments which they represent wherever the location of the property permits. In line with this tendency, in California as in Oregon, a rapid increase in the installation of sawmills and volume of lumber output is to be expected.

### CHANGES IN TIMBER OWNERSHIP FROM 1913 TO 1918.

The accompanying table, No. 26, prepared by the Timber Section of the Bureau of Internal Revenue, shows the increases and decreases in timber ownership between 1913 and 1918 by 368 owners. These holdings are distributed by groups through 17 forest regions, representing practically all of the important timber areas in the United States. The figures do not include all of the large timber holdings in the regions represented, but do, through showing what has happened in the case of a sample group of large owners in each region, draw an excellent picture of the tendencies in timber ownership the country over.

TABLE 26.—Depletion of timber reserves and net changes in timber ownership of large timber owners in the important forest regions of the United States.

[Data compiled from "general Forest Industries Questionnaires" on file in the Timber Section, Bureau of Internal Revenue—Bureau of Internal Revenue, May 22, 1920, David T. Mason, Chief, Timber Section.]

Forest regions.	Number of owners.		Least quantity of timber owned Mar. 1, 1913, or Dec. 31, 1918, (million bd. ft.).	Average stand per acre Mar. 1, 1913, (thousand bd. ft.). (M+I)	Total area owned (thousands of acres).		Ratio. (G+F)	Timbered area owned (thousands of acres).			Ratio. (K+I)	Timber owned (millions of board feet).			Ratio. (O+M)	Per cent of Mar. 1, 1913, timber cut during period. 100 (N+M)	Per cent by which purchases or sales during period changed quantity of timber owned Mar. 1, 1913. 100 (N+O-M)+M
	Total.	Not operating.			Mar. 1, 1913.	Dec. 31, 1918.		Mar. 1, 1913.	Cut during period.	Dec. 31, 1918.		Mar. 1, 1913.	Cut during period.	Dec. 31, 1918.			
A	B	C	D	E	F	G	H	I	J	K	L	M	N	O	P	Q	R
New England..... (Me., N. H., Vt.)	40	2	60	3.8	5,675	6,519	1.15	5,386	797	5,365	1.00	20,522	3,255	19,885	0.97	16	13.0
New York.....	11	1	60	5.6	853	821	.96	782	136	614	.78	4,400	755	3,620	.82	17	-.5
Pennsylvania.....	5	.....	60	17.6	550	545	.99	166	91	83	.50	2,927	1,936	1,109	.38	66	4.0
Atlantic pine..... (Va., N. C., S. C., Ga.)	11	.....	250	4.3	.....	.....	.....	862	415	564	.65	3,664	1,433	2,375	.65	39	4.0
Florida pine.....	7	.....	250	3.9	.....	.....	.....	745	361	592	.79	2,878	1,305	2,112	.73	45	19.0
Gulf pine..... (Ala., Miss., La., Tex., Ark.)	65	2	250	8.1	.....	.....	.....	4,890	1,828	3,854	.79	39,419	14,733	28,423	.72	37	9.0
Cypress..... (La., Fla., S. C.)	17	1	60	7.5	.....	.....	.....	.....	.....	.....	.....	3,322	1,752	2,625	.79	53	32.0
Appalachian hardwoods..... (Va., W. Va., N. C., Ky., Tenn.)	22	2	60	8.0	.....	.....	.....	657	256	601	.91	5,284	2,271	4,275	.81	43	24.0
Appalachian softwoods..... (Va., W. Va., N. C., Tenn.)	8	.....	60	10.4	.....	.....	.....	354	117	235	.66	3,681	1,441	2,418	.66	39	5.0
Delta hardwoods..... (Miss., Ark., La., Mo.)	20	.....	60	5.6	577	737	1.28	524	163	545	1.04	2,948	894	2,891	.98	30	28.0
Lake States..... (Minn., Wis., Mich.)	69	7	100	7.2	3,724	3,675	.99	2,496	1,094	1,634	.65	18,082	7,137	11,868	.66	39	5.0
Idaho.....	10	2	250	17.5	1,020	1,052	1.03	918	94	902	.98	16,082	1,595	15,228	.95	10	5.0
Washington (fir and pine).....	40	6	250	44.0	2,490	2,463	.99	2,245	163	2,096	.93	98,793	7,495	86,528	.88	8	-5.0
Oregon fir.....	17	7	250	50.0	567	550	.97	503	29	462	.92	25,310	1,760	21,726	.86	7	-7.0
Oregon pine.....	8	5	250	16.0	674	720	1.07	616	31	633	1.03	9,568	322	9,548	1.00	3	3.0
California redwood.....	11	2	500	78.0	399	401	1.01	278	31	250	.90	21,617	2,513	19,346	.89	12	1.0
California pine.....	15	5	500	25.1	1,518	1,505	.99	1,273	136	1,130	.89	31,972	2,760	28,505	.89	9	-2.0
Total.....	376	42	.....	13.7	18,047	18,988	1.05	22,696	5,742	19,560	.86	310,469	53,357	262,482	.85	17	2.0

The following notes on this table have been furnished by the Timber Section of the Bureau of Internal Revenue:

"In New England the 16 per cent cut indicated in column Q is believed to be too low to be fairly representative for all of the owners in the region, for during this period many of the larger operators, desiring to guard heavy investments in pulp and paper manufacturing plants, secured their supplies of raw material as far as possible from timberlands other than their own. At the same time these owners gladly bought additional timber to the extent of 13 per cent of their original holdings.

"In the case of New York the statement just made for New England applies to column Q. In the case of column R, however, the owners did not increase their holdings through purchase, but in fact diminished them by one-half of 1 per cent through sales, owing to the fact that timberland at the beginning of the period was for the most part already closely held in New York and very little was changing hands.

"In Pennsylvania there are very few important timber holdings left. These are being rapidly exhausted, as indicated by the fact that 66 per cent of the timber on hand March 1, 1913, was cut during the period, and by the further fact that the owners were able to secure only 4 per cent more during the period. In a region such as this, where cutting has materially reduced the supply of virgin timber, the tendency is for an operator to replenish his timber reserve, so far as he is able, by the purchase of other available timber. For the same reason this tendency also obtains in the Atlantic pine, Florida, Gulf pine, cypress, Appalachian hardwoods, Appalachian softwoods, and Lake States regions.

"The Atlantic pine region shows about the same situation as does Pennsylvania, excepting that the existing supply suitable for large sawmill operations is not being exhausted as fast.

"In the case of Florida, while the rate of cutting was high, there were still considerable tracts of timber to be obtained for good-sized operations, as indicated by the 19 per cent excess of purchases over sales. In the Gulf coast pine region the rate of reduction of timber reserves was slightly slower than in the Atlantic pine region; the opportunity to secure additional timber was better but not so good as in Florida.

"We now leave the regions of the United States in which the timber supplies have been rather heavily depleted and where operators are inclined to acquire as extensively as practicable additional supplies in order to prevent their reserves from falling too rapidly. We reach the western United States, where there are still enormous supplies of virgin timber. Here during the period covered by the table there was little inclination to buy additional timber because of the exceedingly heavy load of timber already carried; in fact, many owners endeavored to liquidate their timber as rapidly as possible both by cutting and by selling. Those large owners who bought timber usually acquired only that offered at bargain rates. In Idaho, for instance, 10 per cent of the timber on hand at the beginning of the period was cut and 5 per cent acquired; much more than 5 per cent could easily have been acquired, for the available supplies are large, if the owners included in the group had been in a buying mood. In Washington 8 per cent was cut, and an additional 5 per cent was sold. Similarly in Oregon fir, 7 per cent was cut and an additional 7 per cent was sold. In the case of Oregon pine, California redwood, and California pine the conditions were not far different from those just mentioned."

Particular attention should be given to the ratio columns for "Timbered area owned" and "Timber owned." In the case of but one group—that of Oregon pine owners—does the total quantity of timber owned in 1918 equal that owned in 1913. In every other region the total group ownership dropped off during these years. The ratio is close to 100 in most of the regions still having large areas of virgin forest, reflecting, first, continued opportunity to acquire timber, and, second, the effort on

the part of the larger owners to maintain a constant but not greatly increased supply of stumpage for their mills.

It is also notable that the quantity of stumpage held in 1918 by the New England group is very close to that held in 1913. In several other regions low ratios, such as 38 per cent in Pennsylvania, 65 per cent in the Middle Atlantic States, and 66 per cent each in the softwood areas of the southern Appalachian and in the Lake States, are evidences of timber depletion.

These data, compiled from the tax returns made to the Bureau of Internal Revenue, confirm the general tendency, ascertained by the Forest Service from study in the field, toward a decrease in the larger timber holdings in many regions and putting timber ownership more largely upon an operating basis. These facts, however, do not necessarily indicate a decrease in the proportionate amount of timber controlled by large owners.

#### A SUMMARY OF THE PRESENT SITUATION AS TO TIMBER OWNERSHIP.

In brief, the situation as to timber ownership has not changed materially from that reported by the Bureau of Corporations in 1910. Half of the privately owned timber in the United States is in the ownership or control of about 250 large companies. About one-fifth of the total is owned by the Government. Several of the Western States also rank as large holders. The ownership of the remaining timber is very widely distributed. There are 24,000 holdings of less than a billion feet in Oregon and Washington alone. The great bulk of the hardwood timber is distributed among many owners. It is roughly estimated that the farm wood lots in the States east of the Great Plains, aggregating 152,000,000 acres, contain two-fifths of the timber in this portion of the country, or approximately 340 billion feet.

In nearly every forested region the group totals of the principal owners have either practically remained stationary or decreased. The tendency on the part of these groups to acquire and maintain a relatively constant supply of standing timber as cutting progresses is marked in regions where the remaining resources permit. The decrease in the holdings of such groups in several of the eastern forest regions is a clear indication of timber depletion. In many individual cases, of course, a further concentration of timberlands is in progress. This is particularly marked in the softwood forests of the Northeast, spurred by the scarcity and high value of pulp woods.

A realization of the carrying charge on long-term timber investments, which may double the capital cost of stumpage every seven or eight years, has largely halted the movement for building up enormous speculative timber properties which was in full swing prior to 1910. The tendency of the present, with some exceptions, is to put the timber holding on an operating basis, adjusting its size to a practicable scheme for underwriting the cost of particular sawmills and logging improvements rather than carry large surpluses beyond operating requirements now clearly defined. A number of companies, hitherto timber investors rather than lumber makers, are becoming operators through the necessity of obtaining a current revenue to meet carrying charges, and also because of the opportunities for profit afforded by the existing lumber markets. As a broad rule, therefore, particularly in the Northwest, timber lands are passing over from long-time speculations to blocks of raw material connected with particular manufacturing plants. As a phase of this process, the largest holdings are being reduced rather than increased.

On the other hand, this regrouping of timberlands is bringing new interests into the Western States, chiefly as operators. While often buying timberland from the larger owners there before them or taking over going sawmills, these new interests are also consolidating small holdings in order to block up desirable operating units. They thus become large or comparatively large timber owners themselves; and their establishment in the West tends to even off decreases in the holdings of the

very large interests. By and large, the degree of concentration indicated in the findings of the Bureau of Corporations in 1910 has not been appreciably changed; but no general tendency is evident to extend control by increasing the larger holdings or by withholding timber from the saw. Indeed, the opposite is true in many regions.

Two factors make the effect of timber concentration greater than it appears. The first is the ownership of key areas, strategically located at the outlets of valleys or other points, where they control to a considerable degree the operation of the back-lying or adjoining timberland. There are many cases where topography thus gives the owner of a key tract practical control over an adjoining quantity of timber which he may confidently expect to purchase more or less at his own terms when he is ready to log, but which meantime must be carried by others. Under the operation of the timber and stone act and other land laws, many such tracts have been acquired within or adjoining National Forests which in effect control considerable quantities of publicly owned timber, and the same situation frequently exists as regards private lands.

A second aid to timber control is the fact that the holdings of many, though not all, of the large owners comprise the most accessible timber in their regions, the timber most cheaply logged, and the timber of the best quality. A considerable part of the western stumpage is so inaccessible and costly to log that it will not be a competitive factor in the lumber market for many years. This is true, particularly, of much timber in the National Forests. Control of the more accessible and high-grade timber will strengthen the position of many large interests aside from the actual volume of stumpage which they own.

#### CONCENTRATION TENDENCIES IN LUMBER MANUFACTURE AND MARKETING.

The most significant tendencies during the past five or six years bearing upon the general question of timber concentration, however, are not in the ownership of stumpage, but concern a more highly organized control of sawmills and lumber marketing by groups of operations. During the same period the industry has become more closely knit through the development of regional associations and other cooperative measures. The census of 1910 reported some 45,000 operating sawmills. The study made by the Forest Service in 1914 indicated that the lumber industry at that time was very individualistic in character. An enormous number of mills, large and small, operated independently, and the vast majority of lumber-making establishments manufactured and marketed their products as competing units. The sawmill capacity of the country was much greater than the volume of lumber which could be marketed. The bonded indebtedness of the industry was large and, in general, its financial structure was weak. The pressure of carrying charges on timberlands and indebtedness and on investments in manufacturing capacity too large for the market led to frequent periods of overproduction and of financial distress to many operators.

The change from these conditions which now appears to be in progress may be compared to the changes in the iron and steel industry during the period when the small foundries and steel plants were disappearing or being consolidated in a comparatively few large groups; or to the changes in the transportation industry during the period following 1870, when many small railroads were absorbed into large trunk systems. These tendencies in the lumber industry may be summarized as follows:

#### THE CREATION OF LARGE OPERATING GROUPS OF AFFILIATED SAWMILLS.

The necessity of manufacturing lumber in the vicinity of standing timber prevents the geographical concentration of plants to any degree comparable with most other manufactures. Nevertheless, there is a distinct tendency, particularly in the

Western States, toward concentration of production through the central control of a considerable group of mills. Such control may be exercised through varying degrees of stock ownership, bonding or other financial relations, or affiliations of one form or another. These operating groups range from 2 or 3 sawmills to 12 or more, with a combined cut of from two to three hundred million board feet yearly up to a billion feet. In several instances the group includes mills in two or more of the principal softwood regions—the South, the Lake States, and the Northwest, and in some cases also embraces mills or timber properties in British Columbia or Mexico.

The movement of southern lumber interests into the Western States is one of the significant phases of this tendency in lumber manufacture. Several of the large southern operators have recently acquired mills or timber properties in the West. In some cases this represents an expansion of existing lumber-producing organizations; in others, the migration into new territory of operating units which have exhausted their former timber holdings.

With the development of such operating organizations there is a certain elimination of sawmills and timber holdings which hitherto have been unaffiliated. The tendency of the large operating groups is to consolidate the holdings, large and small, in their vicinity and thus acquire sufficient stumpage to supply their manufacturing plants for at least 20 or 25 years. The relation of the small mill to this general movement is a complex one and, as will be indicated later, works in different ways in different regions. But as regards the principal remaining timber resources of the United States in the West the present tendency is unquestionably toward a closer concentration of lumber manufacture in large units than has existed hitherto.

This development toward more large and powerful operating groups is but partial. The number of sawmills operating as independent units is still very large and still manufactures the greater part of the total lumber cut. Furthermore, as far as present indications go, the entrance of new organizations of large size into the lumber industry of the West has not tended to restrict competition. The newcomers, usually well organized, efficient, and well financed, have indeed in several instances introduced a new competitive element in the regions where they located. This tendency in the lumber industry undoubtedly would make a process of "getting together" between the larger interests easier than it has been before, but it at least is not yet evident.

#### GREATER FINANCIAL STRENGTH OF THE LUMBER INDUSTRY.

The study of the lumber industry in 1914 indicated that its financial structure was weak. Incomplete records of bonds and other forms of indebtedness on timber lands and operations in the southern pine region and the West aggregated \$151,000,000. Stockholders' loans, current bank loans, and other forms of borrowing apparently had been carried often beyond the point of safety. Interest and maturities on the various forms of indebtedness formed a heavy charge upon the average thousand feet of lumber manufactured, and notably forced many sawmills to continue cutting during periods when operation represented an actual loss and increased the overproduction which occasioned periodic demoralization of the industry. In the three years following 1912 there was a weeding out of weaker operators as a result of these conditions, and certain of the large timber holdings in the Northwest were broken up and passed into other control owing to the attempt to carry bonds and other forms of indebtedness beyond the capacity of the business.

Within the last four years the financial strength of the lumber industry had radically improved. A large volume of timber bonds has been retired. The flow of eastern capital, particularly from the Southern States, into western timber regions has eliminated a certain number of weakly financed timber



owners and sawmill operators and has strengthened the financial backing of other concerns where no change in ownership was made. Higher profits in the manufacture of lumber during the past few years have enabled the industry, by and large, to wipe out much old indebtedness and greatly improve its financial situation.

This change is cited because it is part of the general reconstruction of the lumber business which is taking place, thus making it a better organized industry, and which tends to eliminate certain conditions which formerly made this industry one of the most highly competitive in the country. The indebtedness of timber owners and lumber producers was formerly a large factor in keeping up production with little reference to demand, and in causing the scramble to market the lumber cut at almost any price. To a considerable extent the lumber industry now appears to be passing out of a condition where excessive competition was forced upon a large portion of its members by purely financial exigencies.

The fact remains that the nature of timber properties tends to compel the operator to manufacture lumber steadily at the full capacity of his plant and to dispose of his product currently as it is sawn. This results from the cost of carrying large supplies of raw material. The "stumpage load" has forced many timber owners in the West to become operators, and the very necessity of liquidating timberland investments compels continuous operations.

The carrying charges on timberland thus tend to keep the lumber industry competitive. In 1914 they compelled many mills to operate at a loss—for operation was still less costly than idleness. The greater financial strength of the lumber industry will minimize the effect of this basic factor to some extent, but can not eliminate it. Once let lumber stocks equal or exceed the demand and it would again become a powerful competitive influence. Another safeguard against possible monopolistic tendencies in lumber manufacture is the public ownership of a third of the timber in the Western States, in the National Forests. The sale of public stumpage under the restrictions enforced will foster independent mills not affiliated with the large interests.

#### CONCENTRATION OF LUMBER MARKETING.

Probably the most significant phase in the reorganization of the lumber industry is the development of large marketing units which handle the output of a considerable number of plants, under central control. This has gone considerably beyond the concentration of production through the control of groups of mills. A lumber sales company in the Northwest markets approximately a billion board feet yearly, cut by 11 affiliated sawmills. An agency in New York sells the product of 11 southern mills, amounting to some 200 million board feet annually. The second of these examples is much more typical than the first. There are many other groups of mills whose cut is marketed jointly under management which may be identical with the ownership or affiliation of the mills themselves or which may, in the form of a selling agency, be largely or wholly unconnected with the producing plants. One of the most common is the type of selling agency which markets the cut of 12 or 15 small mills on a commission basis, giving the mills a more efficient selling department than they individually could afford.

The "line-yard" system of retailing lumber, although followed for a good many years, is an indication of the same movement toward a closer organization of lumber marketing. In many cases large sawmills or groups of sawmills under the same financial control maintain their own lines of retail lumber yards or are financially affiliated with companies operating line-yard systems. The large wholesaler who contracts for the entire cut of a number of mills, or the entire cut of certain

grades of lumber, is another factor. Many small mills, particularly in the Southern States, while seemingly independent operating units, are in fact grouped into relatively large marketing units through a single wholesaler who handles their product; and in many cases these small mills are partly or largely financed by the wholesaler who markets their cut.

The movement in this direction, while only partially connected with the ownership of timberlands, is undoubtedly the most pronounced feature of concentration in the lumber industry from the standpoint of tendencies in its development and their bearing upon the interests of consumers. Concentrating the marketing of lumber into large units is still far from complete. The 40,000-odd sawmills scattered all over the United States do not lend themselves readily to such a process. Furthermore, the number of distinct marketing units, even those of large size, is still very considerable, and the proportion of the lumber cut of the country handled by the largest of them is relatively small in comparison with other industries. The largest unit of this character, for example, markets about 3 per cent of the lumber cut of the country. In particular regions the proportionate control of lumber distribution by a particular organization may be much greater, and the policy of the organization as to local sales of the products handled by it of corresponding importance to the interests of the consumers.

In the general lumber trade the large selling organization has often been a strong competitive factor. Reaching out for more business, it has not infrequently brought effective competition into regions where formerly it was lacking and given better service to consumers in such ways as stabilization of lumber grades, offering new grades or dimensions especially adapted to local requirements, or furnishing plans for the construction of dwellings and farm improvements. In itself this form of organization may be beneficial rather than harmful to the public interests, particularly in an industry like lumber manufacture, which has been backward in the development and adaptation of its products to the requirements of consumers. The danger lies in the possibility of using large marketing units as a medium for price control.

#### DEVELOPMENT OF TRADE ASSOCIATIONS.

Regional associations of lumber manufacturers have been in existence for many years. They have discharged certain functions of value both to producers and consumers of lumber, particularly in the standardization of lumber grades enforced by association inspectors and in correcting evils common in the industry to which its product is particularly susceptible through various practices of misgrading. The associations have also largely handled the traffic interests of their members and have been the media through which various forms of statistical and other information are assembled and distributed to the lumber producers comprising them.

The general reorganization of the lumber industry has involved inevitably an expansion in the activities of such associations and has given them greater influence upon both the production and marketing of lumber. They have given emphasis, for example, to the formulation and adoption of uniform accounting systems, tending to unify the accounting practices of lumber manufacturers, which in former days were extremely diverse and often haphazard and inaccurate. They have been the foremost promoters of the movement for guaranteeing the quality of lumber products. Another activity, developed particularly during the last six or eight years, is the assembling and distribution among members of the association or of a subsidiary organization of current reports on the prices received in lumber sales. The purpose of this work is to give the members of the association a common and up-to-date understanding of the market which they are supplying.

Ignorance of current market values, particularly on the part of small operators, has been one of the reasons for the very unstable conditions often prevailing in the lumber industry. It was evidenced and is still to some extent evidenced by the wide range in prices at which the same grade of lumber is sold in the same locality.

With lumber manufacture and marketing so widely distributed, the industry has lacked a central medium for reporting price changes from day to day, like the wheat or cotton exchanges. No general and authoritative price data have been available to it, like those assembled and published by the Department of Agriculture on many agricultural products. The function of the regional lumbermen's association in assembling and distributing the prices reported on current sales has grown out of a real need on the part of many operators for better information about their market. It is a development common, in one form or another, to most of the large businesses of the country.

Solely as a matter of information, the current distribution of prices received by different members of the association tends to unify the rates at which lumber is offered for sale and to make increases or decreases in accordance with the fluctuation in the market more nearly similar at all producing plants. The same information would doubtless be of equal value to buyers of lumber, particularly to the smaller buyers less able to keep posted upon market fluctuations, if available to them. The price reports of lumber associations appear to have been made available to lumber buyers in some cases, in other cases not.

The assembling and distribution of such information obviously forms a possible vehicle or medium for reaching more or less definite agreements or understandings controlling the prices at which lumber is offered. The extent to which it may serve as such a medium depends upon the policy followed by the particular association as to the degree of publicity given to data of this character, upon the efforts which the association may make to induce its members to price their product in conformity with the highest rates shown by current reports, and upon the extent to which the individual lumber producers or selling organizations may use the data as a basis for price-control agreements or informal understandings. Properly employed, particularly with a large degree of publicity, such information should serve to stabilize the lumber market to the advantage of both producer and consumer.

#### EFFECTS OF TIMBER DEPLETION UPON CONCENTRATION.

It should be pointed out that the public effects of the concentration of a large part of the virgin forests of the United States in the hands of relatively few large interests will become greater as forest depletion continues. It is to the interest of large operators who have made extensive investments in operating plants and in marketing organizations and who have built up widespread trade connections to maintain a continuous supply of stumpage for their mills. Carrying charges have placed more or less definite limits upon the quantities of reserved timber which can be carried economically. As these quantities are reduced by cutting, however, it is to be expected, and the data on hand indicate, that the large operators will replenish them by purchasing available small holdings. As a general rule, the small mills are tending to be eliminated in the western regions, where the principal bodies of virgin timber remain. This process may be expected to continue in such regions for a considerable period, first, because in many instances the small plants are less efficient in manufacturing and marketing lumber and are the first to be eliminated during periods of depression; secondly, because by and large they will be the first mills to exhaust their timber holdings;

and, thirdly, because the large interests will find it to their advantage as time goes on to acquire the smaller tracts of stumpage available to their plants. Financial strength, strategic location, ownership of the most accessible timber, far-reaching affiliations of one form or another, including in some instances affiliations with transcontinental railroads—all of these factors will tend to give the large interests in the Northwest a greater and greater degree of control of the situation. This control will increase for a considerable period in about the same ratio as forest depletion goes on, and to a corresponding degree will involve the dangers to the public interest arising from a natural monopoly.

One of the most important aspects of this control, as already pointed out in the case of the virgin pine timber remaining in the Southern States, is that it will extend particularly to the timber of high quality still left in the steadily reduced areas of old growth. An increasing concentration of high-quality timber, particularly in the softwood forests of the South and West, may be expected.

On the other hand, a point is reached in every lumber-producing region, after the bulk of its virgin timber has been exhausted, when the large plant and organization are no longer the most efficient economically and when the large sawmill, carried by its square miles of virgin stumpage, is replaced by a smaller and more portable operating unit. The small mills follow large ones, picking up odds and ends of virgin timber, cleaning up the less accessible, and ultimately operating on second-growth stands, which produce ordinary grades of building lumber and other products of relatively low quality. This process now appears to be taking place in the southern pine States. During the next 10 years the closing down of large sawmills in that region will be rapid. At the same time the number of small mills is rapidly increasing. These small mills, often operating but a few years at one point, are much less adapted to centralized control and represent a tendency to break up concentration. This tendency may be offset to a degree by the common marketing of the products of a number of small mills through a wholesaler or some form of selling agency and through financial affiliations which may grow out of this marketing relationship.

In other words, the lumber industry is distinctive in that the concentration or possible concentration of its raw material is necessarily limited in time. Under present methods of operation the physical conditions restrict the life, even of many large plants, to 20 or 25 years. This broad rule has been true of the dominance of the lumber markets of the United States by the large softwood regions, each of which has held control of the markets for a comparatively short time. The ultimate tendency is for the industry to break up into small units under which the possibility of concentration is greatly reduced.

The most significant factor in the present situation is that with the exhaustion of virgin timber in most of the eastern States and its impending exhaustion in the southern pine region, although certain large mills will be cutting virgin yellow pine for 30 years to come, the danger of concentration of high-grade timber is proportionately greater than ever before. The greatest protection which the people of the United States have against such concentration lies in national and other public forests, where such timber can be grown or held in reserve and which are so administered as to aid in maintaining competitive conditions in the lumber business. One of the most effective steps that can be taken to limit the effects of concentration is not only to extend the National Forests by purchase but to incorporate in them all timberlands which the Federal Government still owns or controls and not to permit a single additional acre to pass into private ownership.

As to our requirements for lumber of general utility, the danger of harmful concentration is more remote. It would be dispelled by vigorous action to stop forest devastation and re-

stock denuded lands, leading to permanent forest industries widely distributed over the country, and tending toward small rather than large operating units.

No information has been obtained to justify a conclusion that the tendencies toward a closer knit organization of the lumber industry and various forms of concentration have led, up to the present time, to actual monopolistic conditions of general scope. It has been impossible in the limited time available for this investigation to make a study of that phase of the situation. The particular facts which it is believed are clear are that the lumber industry in the regions where the principal supplies of timber remain is growing away from the loose, unorganized, and highly competitive conditions which prevailed in 1914; that while during the past 10 years there has been no

material change in the concentration of ownership of standing timber, the effects of concentration will become more apparent as time goes on, particularly in respect to products of high quality; that the financial weaknesses which hitherto have tended to keep the lumber manufacturing industry in a highly competitive condition are to some extent disappearing; and that the lumber industry in the regions of large forest resources is in a process of partial reorganization into larger units of production and marketing. In other words, some of the factors tending to make this industry highly competitive are changing into conditions more favorable to closer control. The necessity for the steady liquidation of timber investments and the still enormous number of operating units are inherent factors unfavorable to close control.

## FOREST DEPLETION THE FUNDAMENTAL PROBLEM.

### CUMULATIVE EFFECTS OF TIMBER DEPLETION.

From the facts presented in this necessarily incomplete report it is evident that the fundamental weakness in the supply and cost of wood products in the United States is the cumulative depletion of our forests. The extent and broad effects of the steady wiping out of the original forest resources of the country are readily grasped. Three-fifths of our primeval forests are gone. The timber remaining is being consumed four times faster than it is being replaced. With the exhaustion of several of our principal forest regions as large producers of wood products, occurring successively in the Northeastern States, the Alleghenies, the Lake States, and the Atlantic seaboard, and the similar exhaustion of the Gulf State pineries now imminent, the cost of transporting forest products to the average consumer is steadily rising. Not only does the widening distance between the average sawmill and the average lumber user, between the average tract of pulpwood and the average newspaper, impose an increasing charge for freight; by eliminating former sources of supply and competition it accentuates the evils of abnormal price and transport conditions such as the country is now experiencing.

In other words, the effects of forest depletion are felt not only, indeed not chiefly, in the diminution of the total quantity of timber remaining. Its injury is felt particularly through the process of regional exhaustion through a location of the timber still remaining so restricted as greatly to reduce its availability to the average user of wood. It involves all the elements of higher freight costs, more restricted competition, dependence upon the efficiency of transportation, dependence upon climatic or labor conditions in restricted regions, and innumerable difficulties in getting needed materials of the right kind and at the right time. If all the timber in the United States were cut and our needs supplied by imports from South America and Siberia, the situation would differ from that which we are now rapidly approaching only in degree. The effect of regional timber exhaustion may be compared with what would happen if the orchards and truck farms in the Eastern and Central States disappeared and the housewife had to obtain the daily necessities of her table from Florida and California.

One of the first effects of the depletion of our virgin forests is the scarcity of timber products of high quality. This has already reached a serious stage in the United States, particularly in respect to the high-grade hardwoods which were among the most valuable and distinctive of our original forests. An increasing shortage of such products as compared with their normal consumption must be expected. Not only will their prices be high but it will be increasingly difficult to obtain many of them in the quantities required by American manufacturers at any price.

### TIMBER DEPLETION AND LUMBER PRICES.

Timber depletion, while not the primary cause, is an important contributing cause of high prices. The large curtailment in lumber production in many regions, due to the cutting out of their forests, has not only made the consumer pay more for his lumber in the form of freight but has enhanced the effects of congestion in transportation and of climatic and other factors causing temporary curtailment of output in the regions which still support a large lumber industry. It has restricted

opportunity for competition and thereby increased the opportunity of the manufacturer or dealer to auction his lumber stocks for higher prices. This is at least one reason why consumers of lumber in Pittsburgh are in some instances paying 40 per cent more than consumers of the same material in Portland, Oreg., over and above the freight charge between those points.

If the war had been fought 40 years ago and had brought the same aftermath in all particulars, it can not be doubted that the presence of a large lumber-producing industry at that time in the Lake States, in the hardwood forests of the Central States, in New York and the northern Alleghenies, and on the Atlantic seaboard would by the very extent of regional competition and the better distribution of transportation have afforded a curb on the upward movement of lumber prices which did not exist in 1919. The continued depletion of our forests will contribute to similar sharp increases in lumber prices in time of transportation or other crises and will also lead to high price levels under normal conditions.

Whatever the precise effects of timber depletion upon recent prices, whatever the tendencies in the lumber industry, there can be no question that the real solution is to grow and protect forests.

### IDLE FOREST LAND.

The depletion of timber in the United States has not resulted primarily from the use of our forests but from their devastation. The kernel of the problem lies in the enormous areas of forest land which are not producing the timber crops that they should. There are 326 million acres of cut-over timberlands in the United States. Their condition ranges from complete devastation, through various stages of partial restocking or restocking with trees of inferior quality, to relatively limited areas which are producing timber at or near their full capacity. On 81 million acres there is practically no forest growth. This is the result of forest fires and of methods of cutting which destroy or prevent new timber growth. There were 27,000 recorded forest fires in 1919, burning a total of 8½ million acres. During the preceding year, 25,000 fires burned over 10½ million acres of forest land. An additional large acreage was burned each year, of which no record could be obtained.

The area of idle or largely idle land is being increased by from 3 to 4 million acres annually as the cutting and burning of forests continue. The enormous area of forest land in the United States not required for any other economic use, estimated at 463 million acres, would provide an ample supply of wood if it was kept productive. Depletion has resulted, not from using our timber resources but from failure to use our timber-growing land.

Nor does this situation exist simply in the less developed and thinly settled regions of the country. The State of Massachusetts, as a typical example, contains denuded forest lands within a stone's throw of her dense population and highly developed industries, which have been estimated at 1,000,000 acres and which are largely idle as far as growing wood of economic value is concerned.

### A NATIONAL FORESTRY POLICY.

A remedy for this appalling waste must be found in a concerted effort to stop the devastation of our remaining forests and to put our idle forest lands at work growing timber. It is inconceivable that the United States should forfeit the eco-

conomic advantage of its enormous timber-growing resources, and that it should go on using up its forests with no provision for growing more until wood products are priced on the basis of imported luxuries and their use is restricted to the lowest possible scale of civilized existence. The concerted action necessary to put an end to forest devastation must enlist the National Government, the respective States, and the landowner. It is impracticable to nationalize all of the forest land in the country, or even the major portion of it. On the other hand, the results needed can not be attained if timber production is left to the initiative of the private owner of land or is sought solely through compulsory regulation of private lands. Not only has the public very large interests at stake which justify an assumption of part of the burden; certain fundamental causes of forest devastation can be removed only by public action. Chief among these are the fire hazard of forest properties, particularly of growing forests, and a property tax system which discourages or may prevent the landowner from engaging in the business of growing timber.

On the other hand, the public can not and should not do it all. A measure of responsibility rests upon the land owner, and should be recognized in equitable requirements in handling his land. It is a case of the public and the private owner alike doing their part. Our policy must aim toward timber production on somewhat the same footing as in France or Scandinavia—as an established national practice. This calls for a core of public forests, public instruction and example, public encouragement in protection and taxation, and a responsibility recognized by forest owners to keep their lands productive. This report would not be complete without indicating the essential steps which should be taken to stop timber depletion. The plan here outlined is built up on the belief that the most rapid progress will be made by utilizing the recognized police powers of the several States to stop forest fires and bring about better handling of privately owned forest land. The equitable adjustment of timberland taxes in such ways as will promote timber production is a responsibility of the individual States. At the same time the national importance of stopping timber depletion calls for the taking of an active part by the Central Government, particularly in aiding the forest activities of the States, standardizing technical practice in fire protection and forest renewal, and largely extending national acquisitions of forest land.

#### THE FEDERAL LEGISLATION NEEDED.

The Federal legislation needed may be summarized briefly as follows:

##### COOPERATION WITH STATES IN FIRE PROTECTION AND FOREST RENEWAL.

Legislation is needed, as an extension of section 2 of the act of March 1, 1911 (Weeks law), which will enable the Forest Service to assist the respective States in fire protection, methods of cutting forests, reforestation, and the classification of lands as between timber production and agriculture. It should carry an initial annual appropriation of not less than \$1,000,000, expendable in cooperation with the States, with a proviso that the amount expended in any State during any year shall not exceed the expenditures of the State for the same purposes. The Secretary of Agriculture should be authorized, in making such expenditures, to require reasonable standards in the disposal of slashings, the protection of timbered and cut-over lands from fire, and the enforcement of equitable requirements in cutting or extracting forest products which he deems necessary to prevent forest devastation in the region concerned, and to withhold cooperation, in whole or in part, from States which do not comply with these standards in their legislative or administrative measures. Federal activities under this law should not be restricted to the watersheds of navigable streams but

should embrace any class of forest lands in the cooperating States.

This law greatly extending the very limited Federal aid now given to the States in fire protection, will enable the Forest Service to organize and carry forward a nation-wide drive against the chief cause of devastation—forest fires—and to follow fire protection with such other measures as may be needed in particular forest regions to stop denudation. It will also aid States and private owners in restocking lands already denuded, where tree growth will not come back of itself.

##### THE EXTENSION AND CONSOLIDATION OF FEDERAL FOREST HOLDINGS.

Legislation is needed, in part as an extension of section 1 of the act of March 1, 1911 (Weeks law), which will permit the rapid enlargement of the National Forests and the consolidation of existing forest units for more effective administration. This legislation should:

(1) Continue the purchase of forest or cut-over lands, as initiated under the Weeks Act, with annual appropriations of at least \$2,000,000.

(2) Authorize the Secretary of Agriculture to exchange National Forest land, timber, or transferable timber certificates for private timbered or cut-over land within or adjoining existing National Forests.

(3) Withhold from any form of alienation, except under the mineral laws, all lands now in Government ownership or control but not embraced in National Forests or National Parks, including canceled patents or grants, unreserved public lands, and Indian and military reservations, which are valuable chiefly for the production of timber or protection of watersheds, and all lands of similar character hereafter revested in or acquired by the United States, and authorize the President, upon recommendation of the National Forest Reservation Commission or otherwise, to incorporate such lands in National Forests.

About a fifth of the forest land in the United States is now publicly owned. One of the most direct and effective means of arresting devastation and offsetting the dangers arising from concentration of timber in private ownership is the extension of publicly owned forests. It is, under present conditions, the only effective means for overcoming the depletion of old-growth timber of high quality and for restocking many denuded areas which require planting.

The public should own a half of the timber-growing land in the United States, well distributed through all the principal forest regions. Every encouragement should be given to the States and to municipalities to acquire forest land, but the Federal Government must take the lead. In all Federal acquisitions there must be an equitable compensation to communities for the tax returns of which they are deprived.

Appropriations for the purchase of forest lands should be used, first, to complete the program laid out for the protection of the watersheds of navigable streams under the Weeks Act, through acquiring about 1 million acres in New England and about 5 million acres in the southern Appalachians, and, second, to acquire cut-over land, not necessarily upon important watersheds but distributed through all the principal forest regions where areas suitable for Federal management can be obtained. Much desirable timber-growing land in the vicinity of existing National Forests can be acquired by exchange from National Forest timber or timber certificates, and the administration of the National Forests will be improved and simplified through such consolidation. As part of this policy it is of the utmost importance that all timber-growing land and land valuable chiefly for watershed protection which the Government now owns or controls or in any manner may acquire shall be withheld from other disposition, with a view to its incorporation in National Forests. An effective administrative agency for carrying out this policy and for determining the

best means of liquidating existing equities in such lands, as in the case of Indian reservations, now exists in the National Forest Reservation Commission, representing three executive departments and both Houses of Congress, which passes upon purchases under the Weeks law.

#### THE REFORESTATION OF DENUDED FEDERAL LANDS.

The current appropriations of the Forest Service should provide for the progressive reforestation of denuded lands in National Forests, to be completed in not more than 20 years, with a yearly sum beginning at \$500,000 and increasing to \$1,000,000 as soon as the work can be organized on that scale.

The National Forests contain several million acres of forest land so severely burned that it can not be restocked without planting. To restore this land to timber production is an immediate Federal responsibility. Tree planting is most urgent on denuded watersheds from which water is obtained for power, irrigation, or municipal use. The work already done by the Forest Service has established methods, costs, and the limits of successful reforestation by artificial methods. This project can, therefore, be undertaken upon an assured basis of costs and results.

#### A STUDY OF FOREST TAXATION AND INSURANCE.

Legislation carrying a moderate appropriation is needed which will authorize the Secretary of Agriculture to study the effects of the existing tax methods and practices upon forest devastation, to devise model laws on forest taxation, and to cooperate with State agencies in promoting their adoption. The same law should authorize a study of forest insurance looking to the assembling of authentic data on risks, practicable forms of insurance, the distribution of losses, etc.

The annual property tax is not adapted to lands employed in growing 50 or 75 year timber crops, and is an important cause of forest devastation. While land taxes rest with the States, the Federal Government can do much to further wise changes by an authoritative investigation and the formulation of equitable tax laws adapted to timber-growing land. While forest insurance must be developed largely by private initiative, investigation will be of material help in promoting this important aid to timber growing by private land owners.

#### THE SURVEY AND CLASSIFICATION OF FOREST RESOURCES.

Legislation is needed, with an appropriation of \$3,000,000, to be available for from two to four years, as the work may require, which will permit the Secretary of Agriculture to survey the forest resources of the United States, determine the present volume, together with the present and possible production of each class of timber in every important forest region, and ascertain the requirements as to quantity and character of timber of each State and of every important wood-using industry. This survey should mark out, by broad lines, timber-growing land from land suited to farm crops to the end that the forest-growing resources of the United States may be fairly estimated and utilized in consideration of other land uses. Senate bill 3555, for the survey of pulpwoods, covers part of the comprehensive investigation necessary.

Exact information upon timber stands or growth and upon the areas of forest as distinct from agricultural land is not to be had. It is essential for developing a national forest policy designed to supply timber of the kinds and in the quantities and places needed by the country.

#### CURRENT APPROPRIATIONS FOR FOREST RESEARCH.

The current appropriations of the Forest Service should be sufficient to maintain experiment stations in all the principal forested regions of the United States.

Further research is not necessary to determine the urgency of the action proposed. But a continuous study of the technical

phases of reforestation in the principal timber regions, with their tremendous diversity of forests and methods of forestry practice, is essential to carry the national policy forward to the best results. Recent cuts in congressional appropriations will necessitate closing the four experiment stations hitherto established in the Western States. Not only should those stations be restored, but provision should be made for additional experiment stations covering the other important forest regions of the country.

The survey of forest resources should be undertaken at once; but the essential facts as to timber depletion and its causes are so clear that no time should be lost in enacting the legislation recommended, particularly for cooperation with States and the extension of National Forests. The first point of general attack in arresting devastation is to stop forest fires. Hence a law permitting effective Federal and State action in this matter, as already outlined, is of the greatest urgency.

#### THE STATE LEGISLATION NEEDED.

The State legislation necessary to stop forest devastation will necessarily vary in different regions. Certain essential features of such laws, however, are common to all of the States containing large forest areas. The more important of them may be stated briefly as follows:

#### FIRE PREVENTION AND REFORESTATION OF PRIVATE LANDS.

State laws should provide for the organized protection of all forest lands in the State during periods of fire hazard, the protected areas to include all cutover and unimproved land, as well as bodies of timber. The protective system should include patrols during dry weather, lookout stations, fire breaks and roads where effective, and organized fire-fighting forces. Every forest owner, large or small, should bear his proportionate share of its cost, about half of which may be properly borne by the State itself with the aid of the Federal Government. Police regulations for the control of fire during dry periods, in connection with railroad or industrial operations near forest land, land clearing or slash disposal, hunting, etc., and for the control of incendiarism, form an essential feature of the protective system.

State laws should establish the responsibility of owners of forest land for complying with such equitable requirements as may be determined upon and promulgated by the proper State agency, dealing with precautions against forest fires, the disposal of slashings, methods of cutting timber or of extracting particular forest products, such as naval stores or pulpwood, and such other equitable requirements as the authorized State agency shall determine upon as necessary to prevent devastation. All timbered and cutover land in State or private ownership which is not now required for other uses than timber growing should be classed as "forest land" and placed under the control of the State forest organization as far as it deems measures of control necessary to prevent devastation.

The agency in each State charged with the administration of the laws dealing with forest fires and devastation preferably should be a nonpartisan commission exercising wide latitude under the general authority of the State in determining equitable regulations applicable to various classes of forest lands. It should have authority, backed by penalties prescribed in the law, to enforce its regulations, subject to appeal by landowners to a judicial review. It should have authority to investigate any questions concerning the forests and forest industries of the State and to advise and assist forest owners in carrying out the most effective technical methods on their land. It should have authority and funds for growing planting stock and distributing it to local owners in the State at cost. It should have charge of the acquisition and administration of State forests and of the classification of receded tax lands to

segregate areas which should be incorporated in State forests. It should unify in one body all forest activities of the State. The make-up of this commission should represent the general public, its forest owners, its wood-using industries, and other interests or organizations concerned with timber production.

#### STATE AND MUNICIPAL FORESTS.

Effective progress in restoring the enormous areas of denuded land to timber growth can be made only by largely increasing public forests. Supplementing the policy of forest acquisition by the Federal Government, every State, including States in the prairie regions, should acquire forest lands or lands adapted to tree growth, and provide systematically for the planting of such areas as will not otherwise restock with timber of valuable species. In the forest regions State acquisition should be concentrated largely upon cut-over lands not needed for other purposes. As a part of this program, provision should be made for the classification of lands owned by the State or acquired through nonpayment of taxes or otherwise, and for the segregation as permanent State forests of areas best suited for growing timber or protecting watersheds.

State laws should encourage the acquisition of forest lands by municipalities, to the end that public-forest ownership may

be extended by any agencies capable of undertaking it. Public-forest ownership not only is the most effective direct attack upon timber depletion; it serves other vital public interests, particularly recreation, the protection of water sources, and the conservation of wild life.

Furthermore, publicly owned and administered forests, widely distributed and setting standards of technical practice, will be of the greatest educational value and stimulus to the general adoption by private owners of methods which will keep their lands productive.

#### TAXATION OF FOREST LANDS.

The adjustment of existing methods of taxation to the growing of timber crops is one of the most essential steps for arresting devastation. Every State containing forest areas should provide for an exhaustive study of the effects of existing methods and local practices of taxation upon forest devastation, to the end that needed revision of tax laws may be drafted and considered by its legislature. The nation-wide study of forest taxation proposed for the Federal Government would serve to assist and correlate the consideration of this problem in the respective States.

---

ADDITIONAL COPIES  
OF THIS PUBLICATION MAY BE PROCURED FROM  
THE SUPERINTENDENT OF DOCUMENTS  
GOVERNMENT PRINTING OFFICE  
WASHINGTON, D. C.  
AT  
25 CENTS PER COPY













