


22

PRINCETON NURSERIES

Wholesale Price List

FALL 1959

SPRING 1960



Princeton, N. J. Telephone WA 4-1776

FOREWORD

July 1, 1959

Our variety list of ornamental stock is the largest and most complete offered at wholesale in America.

S E E

Shademaster Locust, Plant Patent #1515, pages 34 and 35
Summershade Maple, Plant Patent #1748, pages 6 and 7

Our specialized equipment and our most modern facilities make it possible for us to produce and handle our trees and plants efficiently and economically. This is reflected in our reasonable prices.

REMEMBER

We specialize in growing *Quality Nursery Stock*.

We do no landscaping or planting jobs.

We are not your competitor.

Wm. Flemer, Jr.

Wm. Flemer, III

Geo. S. Harris

PRINCETON PRODUCTS ARE QUALITY
PRODUCTS

EARLY PURCHASE ASSURES BETTER
ASSORTMENT

COME TO SEE US

Conditions of Sale

PRICES, ETC.

The prices named in this list cancel all previous lists. They are based on current market conditions and are subject to change without notice.

PLEASE NOTE

Because of the extremely high cost of filling orders for small quantities of assorted shrubs and many other small bare root items, we have found it necessary to discontinue our "1 to 9" price column on them. Where these items are required in lots of less than ten of a variety and size, prices will be twice the 10 to 49 rates.

TERMS

PRICES F.O.B. NURSERY AT KINGSTON, N. J.

To those with an established record for prompt payment or with satisfactory references, we are glad to extend our regular terms at thirty days from date of invoice.

2% DISCOUNT will be allowed for payment in ten days from date of invoice. Overdue accounts are subject to a 6% per annum service charge.

SPECIAL CASH DISCOUNT

5% discount will be allowed if cash, in full, is paid when order is placed and digging, or delivery, is scheduled for not less than thirty days after date of payment.

Orders for **shipment C.O.D.** must be accompanied by a remittance for one-third of the amount to insure acceptance. These are our only terms and no salesman or representative is authorized to alter them in any way unless confirmed from the office in writing.

CLAIMS

All sales are made with the understanding that we shall not be liable in event of crop loss, or of damage from other causes over which we have no control.

We will gladly correct any errors, but we **cannot entertain any claims that are not made within ten days after receipt of the stock or are made after the stock has once been accepted.** Claims should be made promptly in writing on receipt of stock.

Plants become your property upon delivery to transportation company and we cannot be responsible for loss, damage, or delay in transit.

All orders booked are based on the distinct understanding that the purchaser agrees to the condition of sales as stated above.

SCHEDULE OF B&B CHARGES

The following charges are made to cover additional cost of balling and burlapping deciduous trees and shrubs that are not listed B&B. The size of ball for most stock is in accordance with the A.A.N. "Horticultural Standards" recommendations.

These charges are based on a **carefully dug**, solid ball of earth, laced with rope or wire, and handled according to the best nursery practice.

TREES, SHRUBS AND SMALL TREES

Diam. of ball	Size	Estimated Weight	Each
10"	18/24"	30 lbs.80
12"	2/3'	45 lbs.	1.25
13"	3/4'	60 lbs.	2.00
15"	4/5'	75 lbs.	2.50
16"	5/6'	100 lbs.	3.50
18"	6/8'	150 lbs.	5.00
21"	8/10'	225 lbs.	7.00
22"	1½ to 1¾" cal.	260 lbs.	8.00
24"	2" cal.	300 lbs.	9.00

The above charges apply only F.O.B. NURSERY. We will be glad to estimate a delivered price based on the terms of delivery noted below.

Ball depth will normally be not less than 60% of the diameter, and in all cases is adjusted so as to encompass a maximum of the fibrous root system of the plant.

BOXING CHARGES

Length	12x15"	15x16"	17x20"	19x24"	23x28"	27x32"	32x36"
4'	\$1.40	1.60	1.90	2.40	2.60	3.00	2.60
6'	2.10	2.40	2.85	3.60	3.90	4.50	5.40
8'	2.80	3.20	3.80	4.80	5.10	6.00	7.20
10'	3.50	4.00	4.75	6.00	6.50	7.50	9.00
12'	4.20	4.80	5.70	7.20	7.80	9.00	10.80
14'	4.90	5.60	6.65	8.40	9.10	10.50	12.60

Packing charges are at cost and represent the actual cost of the material used in the operation. No charge will be made for loading bulk truck or car lots.

DELIVERY SERVICE

Although we maintain and operate a number of trucks for delivery of our orders and for which a reasonable charge is made, it is very difficult for us to attempt to deliver the vast volume of material we produce and we strongly urge that our customers send their own trucks, or hire local trucks, to pick up their orders here at the nursery as soon as we send notification that orders are ready.

When you send your trucks for material, we will be very glad to load the stock carefully with our help and supply ample quantities of good damp packing material, without extra charge. We will handle the loads to the best of our ability and can even make arrangements to load your trucks in the evening, if necessary.

Be sure to bring tarpaulins or suitable coverings to protect the plants on the truck, so they will not dry out on the road.

If it is necessary for us to supply covering material and rope it will be charged for at cost.

DELIVERY CHARGES ARE NET AND DUE WHEN STOCK IS DELIVERED.

DELIVERING AGENT OR DRIVER WILL COLLECT THIS CHARGE WHEN DELIVERY IS MADE.

"CARLOADS" AND FREIGHT SHIPMENT

With our own railroad siding connecting with the main line of the Pennsylvania Railroad and a daily pickup service on L.C.L. and express shipments, we are in a position to expedite shipment to you without delay. Consult your local agent for rates to Monmouth Junction, N. J., or write us and we will gladly take care of it for you.

GUARANTEE OF GENUINENESS

We will send out healthy, thrifty stock, true to name. If any nursery stock proves untrue to description or variety name under which it is sold, we hold ourselves in readiness, on proper proof, to replace free of charge such stock that may prove untrue to description or name, or refund the original amount paid. We shall in no case be liable for any sum greater than the amount originally received for said stock.

COME TO SEE US

If you come by rail, use Pennsylvania Railroad and get off at Princeton Junction. Call WALnut 4-1776. We will send a car for you.

If you come by automobile our nurseries are on U. S. Highway No. 1, about ten miles northeast from Trenton. Watch for our signs.

If travelling on New Jersey Turnpike from the south, use Exit 8 (Hightstown) or, if travelling from the north, use Exit 9 (New Brunswick). Route 1 can be reached easily from either exit.

NOTES IN EXPLANATION OF CATALOGUE

The figures following each variety indicate in feet the approximate height of that plant at maturity. Ample allowance has been made for the many physical factors that tend to modify the growth of plants in cultivation.

The botanical and common names are largely taken from the 1942 edition of "Standardized Plant Names." Changes in nomenclature according to the revised "Second Edition," which have not become generally familiar to the trade, are shown in parenthesis and cross-indexed for reference.

ZONES RELATIVE TO HARDINESS—Following the ultimate height shown on each variety, you will find a number covering the most northern zone where the particular variety is considered hardy.

See Hardiness Zone Map—Page 88

Our standard of grading all plants is based on a schedule which has been adopted by the American Association of Nurserymen.

To facilitate the handling of orders and to enable us to render you quicker and better service we desire where possible, especially in deciduous material, that orders be made in multiples of 10. Many varieties are tied in 10's when graded. Your cooperation will be appreciated.

SEE "A HELPFUL SERVICE"—PAGE 87



ACER palmatum atropurpureum—Japanese Red Maple.
 Excellent grafted plants in gallon cans. A natural for
 sales yard operations.

·[A]·

Unit Price in Quantities
 1-9 10-49 50-249

ABELIA grandiflora, 3'-4' (Zone 5)	Glossy Abelia		
Evergreen. Lilac-white tinted flowers. Blooms all summer.			
15 to 18 in., B&B	1.90	1.50	1.25
18 to 24 in., B&B	2.25	1.90	1.50
2 to 3 ft., B&B	3.30	2.75	2.25
3 to 3½ ft., B&B	4.50	3.75	3.00

ABIES concolor, 70'-80' (Zone 3)	White Fir		
Evergreen. Perhaps the most beautiful of all the firs, thriving in most locations and forming a symmetrical tree which is maintained even when it is old. Large, gray-green needles.			
18 to 24 in., B&B	3.75	3.00	...
2 to 2½ ft., B&B	4.90	4.00	...
2½ to 3 ft., B&B	6.00	5.00	...

ACANTHOPANAX pentaphyllum (sieboldianus), 7'-8' (Zone 4)	Five Leafed Aralia		
Glossy rich green foliage. Thrives in shaded areas, northern exposures and dry locations. Good for hedge or screen.			
18 to 24 in.55	.45
2 to 3 ft.70	.55
3 to 4 ft.90	.70
4 to 5 ft.	1.20	.95



ACER dasycarpum—Silver maple.

ACER dasycarpum wieri—Wiers cutleaf maple, at right.
 Silver Maple grows very rapidly, quickly developing into a shapely tree. Low in cost and popular for development planting or anywhere a fast growing inexpensive tree is desired.

Unit Price in Quantities
 1-9 10-49 50-249

JAPANESE MAPLES

ACER palmatum atropurpureum, 6'-8' (Zone 5) Japanese Red Maple

A good dwarf tree with rich purple leaves all summer. Does best in sun. Grafted from especially selected strains with the finest rich color.

12 to 15 in., B&B	3.40	2.80	2.25
15 to 18 in., B&B	5.25	4.40	3.50
18 to 24 in., B&B	6.75	5.50	4.50
2 to 2½ ft., B&B	9.00	7.50	6.00

— — atropurpureum

Grafted plants in gallon cans. This is a very fine lot of material and is ideal for sales yard operations.

12 to 15 in.	2.50	2.05	1.65
15 to 18 in.	3.40	2.80	2.25

— — — SELECTED SEEDLINGS, 10'-12' (Zone 5)

Japanese Red Maple

These seedlings have been carefully re-selected for good red color.

12 to 15 in., B&B	2.10	1.75	1.40
15 to 18 in., B&B	3.30	2.75	2.20
18 to 24 in., B&B	4.50	3.75	3.00
2 to 3 ft., B&B	6.00	5.00	4.00
3 to 4 ft., B&B	7.50	6.00	5.00

SUMMERSHADE MAPLE

(Plant Patent #1748)

ACER platanoides "Summershade", 60'-75' (Zone 3)

The new rapid-growing, heat-resistant, upright Norway Maple, developed at Princeton Nurseries.

For over a decade we have been working with Norway Maples to produce a variety especially adapted to adverse hot weather areas. This new Summershade Maple is the most outstanding Norway Maple we have ever seen; the best of over 120,000 plants we have evaluated. The very dark green foliage is larger and more leathery than in other kinds and it resists windburn and insect injury. The tree grows much more rapidly, is a self-branching type, and quickly forms a shapely, upright head with the leader maintained to the top.

Its superior growth rate, form, and foliage will make money for you.


	Unit Price in Quantities		
	1-9	10-49	50-249
6 to 8 ft.	4.90	4.05	3.25
8 to 10 ft., 1 to 1¼ in.	6.75	5.50	4.50
9 to 11 ft., 1¼ to 1½ in.	10.00	8.00	6.50
10 to 12 ft., 1½ to 1¾ in.	12.50	10.25	8.15
11 to 13 ft., 1¾ to 2 in.	16.00	13.00	10.50
12 to 14 ft., 2 to 2½ in.	20.00	16.25	13.50



SUMMERSHADE MAPLE

Plant Patent No. 1748

Princeton's new rapid growing upright Norway Maple.



CRIMSON KING MAPLE

(Plant Patent #735)

(Zone 4)

This is the finest of all purple leaved maples. Its rich color remains throughout the entire summer and early fall. Grown under license by patent owner.

	Unit Price in Quantities		
	1-9	10-49	50-249
4 to 5 ft., branched	3.75	3.00	2.50
5 to 6 ft., branched	5.25	4.40	3.50
6 to 8 ft., branched	7.15	5.85	4.75
8 to 10 ft., 1 to 1¼ in., branched	10.00	8.00	6.50
9 to 11 ft., 1¼ to 1½ in., branched	12.00	10.00	8.00
10 to 12 ft., 1½ to 1¾ in.	15.00	12.00	...

Unit Price in Quantities
1-9 10-49 50-249

ACER buergerianum, 40' (Zone 6)	Trident Maple		
A very fine, small growing tree. Compact in growth. Has striking, brilliant fall foliage. Ideal in crowded areas or under telephone or electric wires.			
5 to 6 ft.	3.75	3.00	2.50
6 to 8 ft.	4.90	4.05	3.25
8 to 10 ft.	6.75	5.50	4.50

— campestre, 25' (Zone 4)	Hedge Maple		
An outstanding low growing tree with corky bark and very distinct and interesting foliage. Slow growing. Excellent in dry locations and under overhead wires.			
5 to 6 ft.	4.10	3.50	2.75
6 to 8 ft.	6.25	5.15	4.20
8 to 10 ft.	8.00	6.50	5.25

— dasycarpum (saccharinum), 60'-80' (Zone 3)	Silver Maple		
Quick growing, graceful. Leaves silvery underneath.			
6 to 8 ft.	2.25	1.90	1.50
8 to 10 ft.	3.40	2.80	2.25
9 to 11 ft., 1¼ to 1½ in.	4.50	3.75	3.00
10 to 12 ft., 1½ to 1¾ in.	6.75	5.50	4.50
11 to 13 ft., 1¾ to 2 in.	9.00	7.50	6.00
12 to 14 ft., 2 to 2½ in.	11.20	9.50	7.50

— — pyramidalis, 60'-80' (Zone 3)	Pyramid Silver Maple		
An attractive pyramidal form of <i>Acer dasycarpum</i> . Fast growing and distinctive.			
6 to 8 ft.	3.75	3.00	2.50
8 to 10 ft., 1 to 1¼ in.	4.50	3.75	3.00
9 to 11 ft., 1¼ to 1½ in.	5.60	4.75	3.75
10 to 12 ft., 1½ to 1¾ in.	8.00	6.50	5.25
11 to 13 ft., 1¾ to 2 in.	11.20	9.50	7.50
12 to 14 ft., 2 to 2½ in.	13.50	11.00	9.00

— — wieri, 60'-80' (Zone 3)	Wier's Cutleaf Maple		
Graceful, drooping form. Deeply cut leaves.			
6 to 8 ft.	3.00	2.50	2.00
8 to 10 ft.	4.50	3.75	3.00
9 to 11 ft., 1¼ to 1½ in.	6.35	5.30	4.25
10 to 12 ft., 1½ to 1¾ in.	8.75	7.25	5.75
11 to 13 ft., 1¾ to 2 in.	11.20	9.50	7.50

— ginnala, 21' (Zone 2)	Amur Maple		
Dense and compact in habit. Has bright fall foliage color. Is very hardy and fits into close quarters. Excellent under overhead wires.			
3 to 4 ft.	1.50	1.25	1.00
4 to 5 ft.	2.25	1.90	1.50
5 to 6 ft.	3.40	2.80	2.25
6 to 8 ft.	4.50	3.75	3.00



ACER platanoides—Norway Maple. We grow the best. This is a good heat and drought resistant variety.

Unit Price in Quantities
1-9 10-49 50-249

NORWAY MAPLE STANDS DROUGHT

The most popular of all street trees. Through the drought periods of the recent summers, and most noticeably in 1957, this has been the tree that retained its dark green foliage without a sign of leaf scorch or drop throughout the entire summer.

ACER platanoides, 50'-75' (Zone 3)

		Norway Maple	
6 to 8 ft.	3.75	3.00	2.50
8 to 10 ft., 1 to 1¼ in.	4.90	4.05	3.25
9 to 11 ft., 1¼ to 1½ in.	6.35	5.30	4.25
10 to 12 ft., 1½ to 1¾ in.	8.50	7.00	5.50
11 to 13 ft., 1¾ to 2 in.	10.00	8.00	6.50
12 to 14 ft., 2 to 2¼ in.	13.50	11.00	9.00
13 to 15 ft., 2¼ to 2½ in.	17.00	14.00	11.00
14 to 16 ft., 2½ to 3 in.	22.40	19.00	15.00

— columnare, 50'-75' (Zone 3)

Columnar Norway Maple

An outstanding, compact growing tree. Foliage is heavy and dark green. Very useful where a narrow dense tree is desired. Also useful in many areas where a heavy screen is wanted.

6 to 8 ft.	4.90	4.05	3.25
8 to 10 ft., 1 to 1¼ in.	6.75	5.50	4.50
9 to 11 ft., 1¼ to 1½ in.	9.00	7.50	6.00
10 to 12 ft., 1½ to 1¾ in.	12.00	10.00	8.00
11 to 13 ft., 1¾ to 2 in.	16.00	13.00	10.50
12 to 14 ft., 2 to 2½ in.	20.00	16.25	13.50



ACER platanoides columnare.

Makes an attractive medium sized screen as above. Also excellent in tall screens. Very effective as a columnare street tree. Foliage is rich dark green.

Unit Price in Quantities
1-9 10-49 50-249

ACER platanoides Drummondii, 20'-30' (Zone 4)

Silver Variegated Norway Maple

Green leaves with almost white edging which follows contour of the leaf. A showy novelty. A spectacular sales yard item when potted.

4 to 5 ft., branched	3.75	3.00	2.50
5 to 6 ft., branched	5.75	4.40	3.50
6 to 8 ft., branched	7.15	5.85	4.75

— — schwedleri, 40'-60' (Zone 4)

Schwedler Maple

The ever popular purple leaved Schwedler Norway Maple. Slow growing and compact. In spring and early summer foliage is a rich reddish purple. Makes dense shade and, because of its slow growth and comparative small size at maturity, is often used as a colorful street tree where space is limited. Its bright colorful foliage makes an excellent tree to pot for sales yard operations.

6 to 8 ft.	4.50	3.75	3.00
8 to 10 ft., 1 to 1¼ in.	6.00	5.00	4.00
8 to 10 ft., 1¼ to 1½ in.	7.50	6.00	5.00
9 to 11 ft., 1½ to 1¾ in.	10.00	8.00	6.50
10 to 12 ft., 1¾ to 2 in.	12.00	10.00	8.00
11 to 13 ft., 2 to 2½ in.	18.00	15.00	12.00



ACER rubrum—Red or scarlet maple. Well balanced tops and straight trunks.

Unit Price in Quantities
1-9 10-49 50-249

ACER pseudoplatanus, 60' (Zone 5) Planetree Maple
 Vigorous growing. Spreading habit. Good in exposed locations and one of the most desirable trees for seashore planting. Strong growing. Forms a compact top, similar to Norway Maples.

6 to 8 ft.	3.75	3.00	2.50
8 to 10 ft., 1 to 1¼ in.	5.25	4.40	3.50
8 to 10 ft., 1¼ to 1½ in.	6.75	5.50	4.50
9 to 11 ft., 1½ to 1¾ in.	8.50	7.00	5.50
10 to 12 ft., 1¾ to 2 in.	10.50	8.80	7.00
10 to 12 ft., 2 to 2½ in.	12.00	10.00	8.00
11 to 13 ft., 2½ to 3 in.	15.00	12.00	...

— rubrum, 50'-75' (Zone 3) Red or Scarlet Maple
 Brilliant fall coloring. Excellent in damp locations.

6 to 8 ft.	3.75	3.00	2.50
8 to 10 ft., 1 to 1¼ in.	5.25	4.40	3.50
9 to 11 ft., 1¼ o 1½ in.	7.50	6.00	5.00
10 to 12 ft., 1½ to 1¾ in.	10.25	8.40	6.75
11 to 13 ft., 1¾ to 2 in.	13.50	11.00	9.00
12 to 14 ft., 2 to 2½ in.	15.00	12.25	10.25
12 to 14 ft., 2½ to 3 in.	18.00	15.00	12.00

— — columnare, 40'-50' (Zone 3) Columnare Red Maple
 A fine columnar clone of the colorful Red Maple. Well adapted to narrow streets.

4 to 5 ft.	2.60	2.20	1.75
5 to 6 ft.	3.40	2.80	2.25
6 to 8 ft.	4.90	4.05	3.25
8 to 10 ft., 1 to 1¼ in.	6.35	5.30	4.25
9 to 11 ft., 1¼ to 1½ in.	8.75	7.25	5.75



ACER saccharum—Sugar Maple. You never saw finer Sugar Maples.

Unit Price in Quantities
1-9 10-49 50-249

ACER saccharinum (dasycarpum) (See ACER dasycarpum)

ACER saccharum, 50'-75' (Zone 3) Sugar Maple

A stately, long lived tree. Rich autumn coloring. Very satisfactory in most locations. Not desirable under crowded city conditions.

6 to 8 ft.	4.10	3.75	3.00
8 to 10 ft., 1 to 1¼ in.	6.00	5.00	4.00
9 to 11 ft., 1¼ to 1½ in.	8.50	7.00	5.50
10 to 12 ft., 1½ to 1¾ in.	11.00	9.00	7.25
11 to 13 ft., 1¾ to 2 in.	13.50	11.00	9.00
12 to 14 ft., 2 to 2½ in.	18.00	15.00	12.00

— — columnare, 50'-75' (Zone 3) Columnar Sugar Maple

A very beautiful Sugar Maple clone noted for brilliant fall foliage colors. Rapidly makes up into a fine narrow conical tree.

6 to 8 ft.	4.90	4.05	3.25
8 to 10 ft., 1 to 1¼ in.	6.75	5.50	4.50

ACTINIDIA arguta, 20'-30' (Zone 4) Border Actinidia

Greenish white flowers in July. Rich dark green foliage. Yellow berries. A strong growing vine.

18 to 24 in.60	.50
2 to 3 ft.75	.60

AKEBIA quinata, 15'-20' (Zone 6) Fiveleaf Akebia

An excellent vine. Deep green. Purple flowers in May. Holds foliage until winter. Large, bright, violet fruits. An ideal cover for low fences.

2 year70	...
-------------	-----	-----	-----

Unit Price in Quantities
1-9 10-49 50-249

ALBIZZIA julibrissin rosea, 15'-20' (Zone 6) Silktree
 A flat-topped, spreading, small tree. Pink, fuzzy flowers all summer. Dainty, finely cut leaves like fern fronds.

3 to 4 ft.	1.40	1.20	1.10
4 to 5 ft.	1.80	1.65	1.50
5 to 6 ft.	3.00	2.50	2.00

ALMOND, FLOWERING (See **PRUNUS**)

ALTHEA (See **HIBISCUS**)

AMELANCHIER canadensis, 20'-30' (Zone 4) Downy Shadblow
 Juneberry. Early white flowers. Edible small red fruit. Very popular as a flowering clump tree.

12 to 18 in.70	.55	.45
18 to 24 in.85	.70	.55
2 to 2½ ft.	1.00	.80	.65
2½ to 3 ft.	1.20	1.00	.80
3 to 4 ft.	1.50	1.25	1.00
4 to 5 ft.	1.90	1.50	...

AMPELOPSIS heterophylla, 25'-30' (Zone 4) Porcelain Ampelopsis
 A beautiful, climbing vine with very attractive greenish berries in fall.

12 to 18 in., 2 yr.55	.45	.35
--------------------------	-----	-----	-----

For other varieties of **AMPELOPSIS**—See **PARTHENOISSUS**

AMYGDALIS nana (See **PRUNUS GLANDULOSA**)

ANDROMEDA (See **PIERIS**)

ARBORVITAE (See **THUJA**)

ARONIA arbutifolia 6'-8' (Zone 5) Red Chokeberry
 Bright red berries in fall.

12 to 18 in.45	.35
18 to 24 in.55	.45
2 to 3 ft.75	.60
3 to 4 ft.95	.75

—brilliantissima, 6'-8' (Zone 5) Brilliant-red Chokeberry
 Similar to arbutifolia but more brilliant berries.

18 to 24 in.55	.45
2 to 3 ft.75	.60
3 to 4 ft.95	.75
4 to 5 ft.	1.10	...

—melanocarpa (Nigra), 8'-10' (Zone 4) Black Chokeberry
 White flowers in May. Black berries in fall.

18 to 24 in.55	.45
2 to 3 ft.75	.60
3 to 4 ft.95	.75

ASH GREEN (See **FRAXINUS**)

ASH WHITE (See **FRAXINUS**)

AZALEAS (RHODODENDRON)

AZALEA amoena (Rhodo. obtusum amoenum), 3'-4' (Zone 5) Amoena Azalea
 Evergreen. Conspicuous, purple-red flowers. April-May. Leaves turn a rich, bronze-green in winter.

10 to 12 in., B&B	2.30	1.95	1.55
12 to 15 in., B&B	2.85	2.35	1.90

1-9 10-49 50-249
Unit Price in Quantities

AZALEA hinodegiri, 3'-4' (Zones 6 and 7)	Hinodegiri Azalea		
Evergreen. Larger leaves and looser growth than Amoena; flowers very bright scarlet; effective in masses or with Rhododendron.			
8 to 10 in., B&B	2.00	1.70	1.35
10 to 12 in., B&B	2.30	1.95	1.55
12 to 15 in., B&B	2.85	2.35	1.90
15 to 18 in., B&B	4.10	3.50	2.75
—kaempferi, 4'-5' (Zone 4)	Torch Azalea		
Warm brick-red flowers, May. Hardy and very desirable.			
18 to 24 in., B&B	4.50	3.75	3.00

AZALEA KAEMPFERI HYBRIDS (Zone 4)

Fedora —Salmon-rose flowers. 9-12", 12-15", 15-18"			
Louise —Light-rose flowers. 10-12", 12-15", 15-18"			
Othello —Brick-red flowers. 10-12", 12-15", 15-18", 18-24", 2-2½'			
Wilhelmina Vuyk —The very best hardy white, 10-12", 12-15", 15-18", 18-24", 2-2½'			
10 to 12 in., B&B	2.30	1.95	1.55
12 to 15 in., B&B	2.85	2.35	1.90
15 to 18 in., B&B	3.75	3.00	2.50
18 to 24 in., B&B	4.90	4.05	3.25
2 to 2½ ft., B&B	6.75	5.50	4.50

KURUME AZALEAS—EVERGREEN (Zone 6)

Christmas Cheer —Crimson. 10-12", 12-15"			
Pink Pearl —Salmon rose flowers. 10-12", 12-15"			
Snow —Large pure white flowers. 8-10", 10-12", 12-15"			
8 to 10 in., B&B	2.00	1.70	1.35
10 to 12 in., B&B	2.30	1.95	1.55
12 to 15 in., B&B	2.85	2.35	1.90
—ledifolia alba (Indica), 4'-6' (Zone 5)	Snow Azalea		
Evergreen. Large single white flowers, freely produced. Makes a striking background for Azalea hinodegiri, blooming at the same time.			
10 to 12 in., B&B	2.30	1.95	1.55
12 to 15 in., B&B	2.85	2.35	1.90
15 to 18 in., B&B	4.10	3.50	2.75
18 to 24 in., B&B	4.90	4.05	3.25
—poukhanensis, 1'-3' (Zone 4)	Korean Azalea		
Single purple-lilac flowers are borne profusely in May. Very hardy.			
9 to 12 in., B&B	2.10	1.75	1.40
12 to 15 in., B&B	2.90	2.40	1.95
15 to 18 in., B&B	4.10	3.50	2.75

• [B] •

- BAYBERRY** (See **MYRICA**)
BEACH PLUM (See **PRUNUS**)
BEAUTYBUSH (See **KOLKWITZIA**)

Unit Price in Quantities
1-9 10-49 50-249

BERBERIS—HARDY EVERGREEN TYPES

BERBERIS julianae, 4'-6' (Zone 5)	Wintergreen Barberry		
Medium growth. Broad spined leaves. Evergreen. Yellow flowers.			
Most popular of all evergreen Barberries.			
12 to 15 in., B&B	2.25	1.90	1.50
15 to 18 in., B&B	3.00	2.50	2.00
18 to 24 in., B&B	3.75	3.00	2.50
2 to 2½ ft., B&B	4.50	3.75	3.00
2½ to 3 ft., B&B	5.60	4.75	3.75
3 to 3½ ft., B&B	7.50	6.00	5.00
— triacanthophora, 4'-6' (Zone 5)	Three Spine Barberry		
Fast growing, evergreen. Spined leaves, bushy habit. Pink flowers. Its fine texture and graceful drooping tips make it an unusual foundation plant.			
9 to 12 in., B&B	2.25	1.90	1.50
12 to 15 in., B&B	3.00	2.50	2.00
15 to 18 in., B&B	4.10	3.50	2.75
— verruculosa, 3' (Zone 5)	Warty Barberry		
Dwarf spreading, compact habit. Shiny evergreen foliage which turns a bright wine color in winter. Fragrant yellow flowers.			
12 to 15 in., B&B	2.25	1.90	...
15 to 18 in., B&B	3.00	2.50	...

BERBERIS—DECIDUOUS TYPES

— mentorensis, 4' (Zone 5)	Mentor Barberry		
Upright type with dark green foliage. Excellent fall coloration. Very drought resistant.			
12 to 15 in.70	.55	...
15 to 18 in.90	.75	...

Unit Price in Quantities
1-9 10-49 50-249 250 up

— thunbergi, 4'-5' (Zone 5)	Japanese Barberry			
Rugged, low hedge plant. Red berries all winter. Excellent barrier because of spiny growth. Richly colored fall foliage.				
9 to 12 in., 2 yr. trsp.22	.18	.14	
12 to 15 in., 2 yr. trsp.33	.27	.22	
15 to 18 in., 2 yr. trsp.40	.35	.28	
18 to 24 in., 2 yr. trsp.55	.45	.35	
2 to 2½ ft., 3 yr. trsp.70	.55	.45	
2½ to 3 ft.90	.75	.60	
— thunbergi, 2 year, not transplanted (Zone 5)				
9 to 12 in.11	.09	.07½	
12 to 15 in.16	.13	.10	
15 to 18 in.22	.20	.15	

Unit Price in Quantities
1-9 10-49 50-249

— atropurpurea, 4'-5' (Zone 5)	Red Japanese Barberry		
Reddish-purple type of thunbergi. Excellent for putting in sales yard operation.			
9 to 12 in.30	.25
12 to 15 in.45	.35
15 to 18 in.55	.45
18 to 24 in.70	.55
2 to 2½ ft.80	.65
2½ to 3 ft.	1.00	.80

Unit Price in Quantities

1-9 10-49 50-249 250 up

BERBERIS thunbergi atropurpurea, 2 year, not transplanted (Zone 5)

9 to 12 in.16	.13	.10
12 to 15 in.22	.20	.15
15 to 18 in.30	.25	.20

Unit Price in Quantities

1-9 10-49 50-249

***BETULA alba, 30'-50'** (Zone 2) European White Birch
 Very attractive tree with white bark. Where a large multiple stem clump is desired, several trees can be planted together, giving an immediate pleasing effect.

4 to 5 ft.	1.50	1.25	1.00
5 to 6 ft.	1.90	1.50	1.25
6 to 8 ft.	3.00	2.50	2.00
8 to 10 ft.	4.50	3.75	...

— clumps, 30'-50' (Zone 2) European White Birch
 Two or more stems.

5 to 6 ft.	3.00	2.50	2.00
6 to 8 ft.	4.50	3.75	3.00

***— fastigiata, 50'** (Zone 2) Pyramidal English White Birch
 Columnar form of the European Birch. Excellent where heavy formal effects are desired.

4 to 5 ft.	3.75	3.00	...
5 to 6 ft.	4.90	4.00	...
6 to 8 ft.	6.00	5.00	...

***— laciniata (pen. laciniata), 30'-40'** (Zone 2) Cutleaf Weeping Birch
 Deeply cut leaves. Silvery white bark. Drooping branches.

4 to 5 ft.	2.25	1.90	1.50
5 to 6 ft.	3.40	2.80	2.25
6 to 8 ft.	4.50	3.75	3.00
8 to 10 ft.	6.00	5.00	4.00

***— papyrifera, 40'** (Zone 2) Paper or Canoe Birch
 The most permanent and desirable of all the white barked Birches. Slow to turn white but a perfect chalk white when older.

4 to 5 ft.	1.90	1.50	1.25
5 to 6 ft.	3.00	2.50	2.00
6 to 8 ft.	4.50	3.75	3.00
8 to 10 ft.	6.00	5.00	4.00

***— populifolia, 30'-40'** (Zone 4) Gray Birch
 Thrives in poor or sandy soil. White bark. Desirable in mass planting.

3 to 4 ft.	1.50	1.25	1.00
4 to 5 ft.	1.90	1.50	1.25
5 to 6 ft.	3.00	2.50	2.00
6 to 8 ft.	4.10	3.50	2.75

BIGNONIA grandiflora, 25'-40' (Campsis gr.) (Zone 7) Chinese Trumpetreeper
 Orange-yellow trumpet-like flowers in July and August.

1 year60	.50
2 year75	.60

— Mme. Gallen, 25'-40' (Campsis Mme. Gallen) (Zone 7) Trumpetreeper
 A beautiful hybrid with dark orange, very large flowers.

1 yr., 18 to 24 in.60	.50
2 yr., 2 to 3 ft.75	.60

***EXTRA CHARGE FOR DIGGING BIRCHES B&B
 SEE B&B SCHEDULE PAGE 2**

		Unit Price in Quantities		
		1-9	10-49	50-249
BIGNONIA radicans, 25'-40' (Zone 7)				Trumpetcreeper
Strong growing. Scarlet-orange flowers.				
1 year37	.30
BIOTA (See THUJA ORIENTALIS)				
BIRCH (See BETULA)				
BITTERSWEET (See CELASTRUS)				
BOX (See BUXUS)				
BRIDALWREATH (See SPIREA PRUNIFOLIA)				
BUCKTHORN (See RHAMNUS)				
BUDDLEIA (Zone 5)	Summer Flowering Butterfly Bush			
— Fascination, 4' . Orchid. 12-18"; 18-24"; 2-3'; 3-4'				
— Ile de France, 4' . Dark purple, fragrant. 18-24"; 2-3'; 3-4'				
— Pink Charming, 4-6' . Long panicles of pink flowers. 12-18"; 18-24"; 2-3'; 3-4'				
— Princeton Purple, 4' . 18-24"; 2-3'; 3-4'				
— Princeton Red, 4' . 12-18"; 18-24"; 2-3'; 3-4'				
— Princeton White, 4' . 12-18"; 18-24"; 2-3'; 3-4'				
Above varieties at following prices:				
12 to 18 in.37	.30
18 to 24 in.45	.35
2 to 3 ft.55	.45
3 to 4 ft.70	.55
BUTTERFLY BUSH (See BUDDLEIA)				
BUXUS sempervirens, 12'-15' (Zone 5)	Common Box			
Evergreen. Rapid growth. Useful for formal hedges.				
6 to 8 in., B.R.55	.45
8 to 10 in., B.R.75	.60
10 to 12 in., B.R.	1.10	.90
10 to 12 in., B&B	2.25	1.90	1.50
12 to 15 in., B&B	2.60	2.20	1.75
15 to 18 in., B&B	3.40	2.80	2.25
— suffruticosa, 3'-4' (Zone 5)	Dwarf English Box			
Evergreen. Extensively used for edging.				
4 to 6 in., B.R.45	.35
6 to 8 in., B.R.60	.50
8 to 10 in., B&B	1.75	1.40	...

·[C]·

CALLICARPA purpurea, 4'-5' (Zone 6)	Chinese Beautyberry			
Lilac-violet berries, especially attractive in August. Graceful habit.				
12 to 15 in.45	.35
15 to 18 in.55	.45
18 to 24 in.70	.55
2 to 3 ft.90	.70

Please order in multiples of 10 shrubs and other small bare root items. See page 1 for explanation in box.

		Unit Price in Quantities		
		1-9	10-49	50-249
CALYCANTHUS floridus, 4'-5' (Zone 4)	Sweet Shrub			
An old garden favorite, with fragrant, dark reddish-brown flowers.				
12 to 18 in.45	.35
18 to 24 in.55	.45
2 to 3 ft.70	.55
3 to 4 ft.90	.70
CAMPSIS (See BIGNONIA)				
CARPINUS betulus, 30' (Zone 4)	European Hornbeam			
A very handsome, slow growing tree.				
2 to 3 ft., B&B		2.70	2.35	...
3 to 4 ft., B&B		3.75	3.00	...
4 to 5 ft., B&B		7.50	6.00	...
5 to 6 ft., B&B		10.75	9.00	...
— caroliniana, 30'-40' (Zone 4)	American Hornbeam			
Bluish-green foliage. Low, bushy. Excellent fall coloring. Grows well in shade.				
18 to 24 in., B.R.		1.50	1.25	...
2 to 3 ft., B.R.		2.00	1.65	...
3 to 4 ft., B.R.		3.30	2.75	...
4 to 5 ft., B.R.		4.65	3.90	...
CARYOPTERIS incana (mastacantha), 2'-3' (Zone 5)	Blue Spirea			
Lavender-blue flowers, September-October. Splendid for massing. Requires protection. Also called Bluebeard.				
9 to 12 in.30	.25
12 to 15 in.45	.35
15 to 18 in.55	.45
CATALPA speciosa, 30'-35' (Zone 4)	Western Catalpa			
A very picturesque tree with large, heart-shaped leaves and long, bean-like seed pods.				
8 to 10 ft., 1¼ to 1½ in.		4.50	3.75	...
9 to 11 ft., 1½ to 1¾ in.		6.00	5.00	...
10 to 12 ft., 1¾ to 2 in.		8.00	6.50	...
11 to 13 ft., 2 to 2½ in.		10.00	8.00	...
12 to 14 ft., 2¼ to 2½ in.		13.50	11.00	...
12 to 14 ft., 2½ to 3 in.		17.00	14.00	...
CELASTRUS orbiculatus, 15'-20' (Zone 4)	Oriental Bittersweet			
Rapid growing, high climbing shrubby vine. Orange fruit opening to expose red seeds in fall.				
18 to 24 in., 1 year37	.30
2 to 3 ft., 2 year50	.40
3 to 4 ft., 3 year60	.50
— scandens, 15'-20' (Zone 4)	American Bittersweet			
Most adaptable vine with orange and red berries that retain color when cut and dried.				
18 to 24 in., 1 year37	.30
2 to 3 ft., 2 year50	.40
CELTIS laevigata, 50'-60' (Zone 5)	Sugar Hackberry			
A slow growing tree with spreading branches forming a broad, round head. Does not form "witches broom" branchlets.				
5 to 6 ft.		3.00	2.50	2.00
6 to 8 ft.		4.10	3.50	2.75
— occidentalis, 50'-60' (Zone 2)	Hackberry			
Resembles a slow growing Elm. Compact in habit. Thrives in dry soil.				
6 to 8 ft.		3.75	3.00	2.50
8 to 10 ft.		5.25	4.40	3.50
9 to 11 ft., 1¼ to 1½ in.		7.50	6.00	5.00
10 to 12 ft., 1½ to 1¾ in.		10.00	8.00	6.50

Unit Price in Quantities

1-9 10-49 50-249

CEPHALANTHUS occidentalis, 5'-6' (Zone 4) Buttonbush
Fragrant, creamy white flowers borne in round heads July-September. Good foliage. Likes moisture.

2 to 3 ft.55	.45
3 to 4 ft.75	.60
4 to 5 ft.95	.75

CERCIDIPHYLLUM japonicum, 20'-30' (Zone 4) Katsura Tree
Excellent symmetrical tree. Beautiful spring and autumn foliage colors.

3 to 4 ft., B.R.	3.75	3.00	...
4 to 5 ft., B.R.	5.25	4.40	...
5 to 6 ft., B.R.	6.75	5.50	...
6 to 8 ft., B.R.	9.00	7.50	...
8 to 10 ft., B.R.	10.50	8.80	...

CERCIS canadensis, 12'-15' (Zone 4) American Redbud
Rosy pink flowers in April. Also called Judas Tree.

2 to 3 ft.85	.70	.55
3 to 4 ft.	1.30	1.10	.90
4 to 5 ft.	1.90	1.50	1.25
5 to 6 ft.	2.10	1.75	...

— chinensis, 10'-12' (Zone 6) Chinese Redbud
A most interesting, compact growing shrub. Deeper pink than *Cercis canadensis*. Very heavy blooming. Excellent for potting for sales yard operations. Makes an ideal large, broad flowering hedge. Has interesting heart-shaped foliage.

18 to 24 in.90	.75	.60
2 to 3 ft.	1.30	1.10	.90
3 to 4 ft.	2.10	1.75	1.40

CHAENOMELES lagenaria (See **CYDONIA**)

CHAMAECYPARIS gracilis nana, 2½'-4' (Zone 4) Dwarf Hinoki Cypress
Evergreen. Low form, of slow growth, with short, deep green foliage.

9 to 12 in., B&B	3.00	2.50	...
12 to 15 in., B&B	4.10	3.50	...

— plumosa, 25'-35' (Zone 3) Plume Retinospora
Evergreen. Dense, fine texture. Shears well. Bright green.

15 to 18 in., B&B	1.95	1.60	1.30
18 to 24 in., B&B	2.60	2.20	1.75
2 to 2½ ft., B&B	3.40	2.80	2.25
2½ to 3 ft., B&B	4.50	3.75	3.00
3 to 4 ft., B&B	6.75	5.50	4.50

— aurea, 20'-25' (Zone 3) Golden Retinospora
Foliage golden yellow. Similar in habit to *plumosa*.

12 to 15 in., B&B	1.95	1.60	1.30
15 to 18 in., B&B	2.40	2.00	1.60
18 to 24 in., B&B	3.00	2.50	2.00
2 to 2½ ft., B&B	3.75	3.00	2.50
2½ to 3 ft., B&B	5.25	4.40	3.50
3 to 3½ ft., B&B	6.75	5.50	4.50

— squarrosa veitchi, 25'-30' (Zone 3) Moss Retinospora
Foliage blue gray, feathery and dense.

12 to 15 in., B&B	1.95	1.60	1.30
15 to 18 in., B&B	2.40	2.00	1.60
18 to 24 in., B&B	3.00	2.50	...

CHERRY, FLOWERING (See **PRUNUS**)

Unit Price in Quantities

1-9 10-49 50-249

CHIONANTHUS virginicus, 15'-18' (Zone 4)	White Fringetree		
Abundant tassel-like white flower May-June.	Blue-black fruits.		
18 to 24 in.	1.20	1.00	.80
2 to 3 ft.	1.50	1.25	1.00
3 to 4 ft.	1.80	1.45	1.20
4 to 5 ft.	2.10	1.75	...
CHRISTMASBERRY (See PHOTINIA)			
CLADRASTIS lutea (tinctoria), 30'-40' (Zone 5)	Yellowwood		
A striking tree with long panicles of fragrant white flowers in June.			
2 to 3 ft.	3.75	3.00	2.50
3 to 4 ft.	5.25	4.40	3.50
4 to 5 ft.	6.75	5.50	4.50
5 to 6 ft.	8.50	7.00	...
CLEMATIS paniculata, 20'-25' (Zone 5)	Sweet Autumn Clematis		
White fragrant flowers. September. Woolly seed pods. An excellent vine.			
1 year45	.35
2 year55	.45
CLETHRA alnifolia, 4'-5' (Zone 3)	Summersweet		
Its interesting foliage and spicy, fragrant white flowers, July through September, make this one of the most desirable, medium growing shrubs. Thrives in moist, shady locations. A splendid contrast plant for Azaleas and Rhododendrons.			
12 to 18 in.45	.35
18 to 24 in.55	.45
2 to 2½ ft.75	.60
2½ to 3 ft.95	.75
3 to 4 ft.	1.10	.90
— — rosea, 4'-5' (Zone 3)	Pink Summersweet		
Large spikes of clear, pink flowers with spicy fragrance, July-September. Pleasing contrast if interplanted in masses with the white variety.			
12 to 18 in.55	.45
18 to 24 in.70	.55
2 to 2½ ft.80	.65
COFFEETREE (See GYMNOCLADUS)			
CORKTREE (See PHELLODENDRON)			
CORNUS alba (sibirica), 8'-10' (Zone 2)	Red Branched Dogwood		
Bright red bark. Porcelain blue fruits. Quick grower. Excellent for winter effects. Very adaptable.			
18 to 24 in.45	.35
2 to 3 ft.55	.45
3 to 4 ft.75	.60
4 to 5 ft.95	.75
— amomum (sericea), 10' (Zone 5)	Silky Dogwood		
Pale blue fruits. Young twigs purple. Prefers moist location.			
18 to 24 in.45	.35
2 to 3 ft.55	.45
3 to 4 ft.75	.60
— florida, 15'-25' (Zone 4)	Whiteflowering Dogwood		
White flowers. A most popular spring flowering small tree. Red berries.			
2 to 3 ft., B.R.	1.50	1.25	1.00
3 to 4 ft., B.R.	2.50	2.05	1.65
4 to 5 ft., B.R.	3.75	3.00	2.50
5 to 6 ft., B&B	8.50	7.00	5.50
6 to 8 ft., B&B	12.00	10.00	8.00
8 to 10 ft., B&B	15.00	12.25	10.00



CORNUS florida—White flowering Dogwood. As fine as can be grown. Straight trunks, full tops.

		Unit Price in Quantities		
		1-9	10-49	50-249
CORNUS florida rubra, 15'-20'	(Zone 5)	Redflowering Dogwood		
Beautiful bright red flowers in spring. Very striking.				
18 to 24 in., B.R.	2.25	1.90	1.50
2 to 3 ft. B.R.	3.00	2.50	2.00
3 to 4 ft., B.R.	3.75	3.00	2.50
4 to 5 ft., B&B	7.00	6.00	5.00
5 to 6 ft., B&B	11.20	9.50	7.50
6 to 8 ft., B&B	13.50	11.00	9.00
— kousa, 16'-18'	(Zone 5)	Kousa Dogwood		
White flowers in June. Conspicuous cherry-like scarlet fruits. Attractive to birds.				
18 to 24 in., B&B	2.85	2.35	1.90
2 to 3 ft., B&B	3.75	3.00	2.50
3 to 4 ft., B&B	5.25	4.50	3.50
— mas, 20'-25'	(Zone 4)	Cornelian Cherry		
Handsome, large shrub. Small yellow flowers in April. Shining scarlet fruits in fall.				
18 to 24 in.	1.00	.80	.65
2 to 3 ft.	1.20	1.00	.80
3 to 4 ft.	1.50	1.25	1.00
— paniculata (racemosa), 10'-12'	(Zone 4)	Gray Dogwood		
Small white flowers, May. White fruits on red stems.				
18 to 24 in.50		.40
2 to 3 ft.60		.50
3 to 4 ft.80		.65
4 to 5 ft.	1.00		.80



CORNUS florida rubra—Redflowering Dogwood. Perfectly shaped trees.

		Unit Price in Quantities		
		1-9	10-49	50-249
CORNUS sanguinea, 8'-10' (Zone 4)	Bloodtwig Dogwood			
Dark red branches. Good foliage. Does well in damp locations.				
18 to 24 in.45	.35
2 to 3 ft.55	.45
3 to 4 ft.75	.60
— stolonifera, 7'-8' (Zone 2)	Red-Osier Dogwood			
Spreading. Dark red bark. White fruits. Does well in damp locations.				
18 to 24 in.45	.35
2 to 3 ft.55	.45
3 to 4 ft.75	.60
4 to 5 ft.90	.75
— lutea (flaviramea), 6'-7' (Zone 3)	Yellowtwig Dogwood			
Bright yellow bark. Excellent for winter effects.				
18 to 24 in.60	.50
2 to 3 ft.75	.60
CORYLUS americana, 6'-8' (Zone 4)	American Hazelnut			
A hardy native shrub with ornamental catkins in early spring and delicious edible nuts in the fall.				
18 to 24 in.60	.50
2 to 3 ft.80	.65
COTONEASTER acutifolia, 10'-12' (Zone 4)	Peking Cotoneaster			
Small pink flowers in clusters. Black fruit.				
2 to 3 ft., B&B	3.00	2.50	2.00
3 to 4 ft., B&B	3.75	3.00	2.50
— dammeri, 4'-6' (Zone 5) Evergreen	Bearberry Cotoneaster			
The choicest evergreen ground cover available. Narrow bright green leaves, pretty white flowers, and large bright scarlet fruits which last all winter.				
9 to 12 in., 6" cans	2.25	1.90	1.50

		Unit Price in Quantities		
		1-9	10-49	50-249
COTONEASTER dielsiana, 4'-5' (Zone 5)	Diels Cotoneaster			
Upright growth.				
12 to 15 in., 6 in. pots		1.50	1.25	...
— divaricata, 5'-6' (Zone 5)	Spreading Cotoneaster			
Handsome shrub bearing glossy leaves and bright red fruits.				
18 to 24 in., B&B		2.50	2.05	1.65
2 to 2½ ft., B&B		3.40	2.80	2.25
— franchetii, 5'-6' (Zone 6)	Franchet Cotoneaster			
Evergreen, upright, orange berries.				
12 to 15 in., 6" cans		1.50	1.25	1.00
15 to 18 in., 6" cans		1.90	1.50	1.25
18 to 24 in., 6" cans		2.50	2.05	1.65
— horizontalis (davidiana), 2'-3' (Zone 4)	Rock Cotoneaster			
An outstanding variety for sales yard. Rich, small, boxlike foliage. Abundant fruits are bright red.				
6 to 9 in., pots		1.50	1.25	1.00
9 to 12 in., pots		1.90	1.50	1.25
12 to 15 in., 6" cans and pots .		2.25	1.90	1.50
15 to 18 in., 6" cans and pots .		2.70	2.25	1.80
— perpusilla, 2'-3' (Zone 6)	Ground Cotoneaster			
Similar to horizontalis but has smaller leaves and larger fruit.				
9 to 12 in., 6" pot		1.90	1.50	1.25
12 to 15 in., 6" pot		2.25	1.90	1.50
— microphylla, 2'-3' (Zone 5)	Rockspray Cotoneaster			
Evergreen. Very small leaves of deep green. More bushy than Rock Cotoneaster.				
9 to 12 in., 6 in. cans		1.90	1.50	1.25
12 to 15 in., 6 in. cans		2.25	1.90	1.50
CRABAPPLE (See MALUS)				
CRATAEGUS coccinea, 15'-20' (Zone 4)	Thicket Hawthorn			
Shrubby habit with long curved spines and oval-shaped leaves. Large white flowers and large red fruits in autumn.				
5 to 6 ft., B&B		11.20	9.50	...
6 to 8 ft., B&B		13.40	11.70	
— crusgalli, 15' (Zone 4)	Cockspur Thorn			
Deep green shiny leaves make this Hawthorn distinctive. White flowers are conspicuous. Makes an excellent broad hedge and impenetrable thorny barrier.				
18 to 24 in., B.R.		1.90	1.50	1.25
2 to 3 ft., B.R.		2.60	2.20	1.75
3 to 4 ft., B.R.		3.40	2.80	2.25
4 to 5 ft., B&B		8.50	7.00	5.50
5 to 6 ft., B&B		11.20	9.50	...
— mollis, 20' (Zone 4)	Downy Hawthorn			
One of the finest of the Crataegus family. Has exceptionally showy white flowers and large bright red fruits. Foliage is large and handsome. This good small tree is quite formal in habit. We have these grown with single stems. Also grown with low heads. State which you prefer. Good under overhead wires.				
5 to 6 ft., B&B		11.20	9.50	7.50
6 to 7 ft., B&B		14.30	11.70	9.50
7 to 8 ft., B&B		17.00	14.25	11.50

Unit Price in Quantities

1-9 10-49 50-249

CRATAEGUS oxycantha pauli, 12'-15' (Zone 4)

Paul's Scarlet Hawthorn

Double scarlet flowers.

3 to 4 ft., branched	2.25	1.90	1.50
4 to 5 ft., branched	3.00	2.50	2.00
5 to 6 ft., branched	4.50	3.75	3.00
6 to 7 ft., branched	6.00	5.00	4.00
7 to 8 ft., branched	8.50	7.00	5.50
8 to 9 ft., branched	11.00	9.00	...

— phaenopyrum (cordata), 12'-15' (Zone 4) Washington Hawthorn

Colorful in fall. Makes an excellent hedge or thorny barrier.

2 to 3 ft., B.R.	1.65	1.35	1.10
3 to 4 ft., B.R.	2.50	2.05	1.65
4 to 5 ft., B.R.	3.40	2.80	2.25
5 to 6 ft., B.R.	5.60	4.75	3.75
6 to 8 ft., B.R.	8.50	7.00	5.50
8 to 10 ft., B.R.	11.20	9.50	7.50

— — Tree Form, 12'-15' (Zone 4) Washington Hawthorn

These trees have been specially trimmed and staked in shade tree form, with straight trunks and good tops. Make handsome little shade trees with glossy foliage and long-lasting scarlet fruit.

4 to 5 ft., B.R.	3.00	2.50	2.00
5 to 6 ft., B.R.	4.50	3.75	3.00
6 to 8 ft., B.R.	6.00	5.00	4.00

— pyracantha lalandi (See PYRACANTHA)

CRYPTOMERIA japonica lobbi, 15'-20' (Zone 4) Lobb Cryptomeria

Forms narrow, irregular column, compact and picturesque. Rich bronze winter color. Prefers moist but well drained location.

2 to 3 ft., B&B	4.00	3.35	...
3 to 4 ft., B&B	5.25	4.40	...
4 to 5 ft., B&B	7.50	6.00	...

CYDONIA japonica (chaenomeles lagenaria), 4'-5' (Zone 4)

Flowering Quince

Scarlet flowers, April, May. Spicy fruits make fine jelly.

12 to 18 in.30	.25
18 to 24 in.50	.40
2 to 3 ft.70	.55
3 to 4 ft.90	.70

— HYBRIDS, 4'-5' (Zone 4) Hybrid Flowering Quince

Boule de feu, double red, 12-18"; 18-24"; 2-3'

Cardinalis, red flowering, 12-18"; 18-24"; 2-3'

Nivalis, white flowering, 12-18"; 18-24"; 2-3'

Rosea plena, semi-double pink, 12-18"; 18-24"

Superba atrosanguinea, red flowering, 12-18"; 18-24"

12 to 18 in.50	.40
18 to 24 in.75	.60
2 to 3 ft.	1.00	.80

CYPRESS (See CHAMAECYPARIS)



DEUTZIA Lemoinei—Lemoine Deutzia. Probably the finest of all medium growing heavy flowering Deutzias.

Unit Price in Quantities
1-9 10-49 50-249

· [D] ·

DEUTZIA gracilis, 3' (Zone 4)	Slender Deutzia		
Heavily laden with snow-white flowers in May. Useful facing shrub.			
9 to 12 in.30	.25
12 to 15 in.50	.40
15 to 18 in.60	.50
18 to 24 in.80	.65
— — rosca, 3' (Zone 4)	Rose panicle Deutzia		
Similar in growth to above but with pinkish flowers.			
15 to 18 in.55	.45
18 to 24 in.75	.55
— — lemoinei, 4'-5' (Zone 4) (Text same as picture)	Lemoine Deutzia		
Probably the best of all medium growing, heavy flowering Deutzias. Very hardy.			
15 to 18 in.45	.35
18 to 24 in.55	.45
2 to 2½ ft.70	.55
2½ to 3 ft.90	.70
— — scabra candidissima, 6'-8' (Zone 4)	Snowflake Deutzia		
Graceful habit. Double white, June.			
18 to 24 in.45	.35
2 to 3 ft.55	.45
3 to 4 ft.70	.55
— — crenata fl. pl., 6'-8' (Zone 5)	Double Pink Deutzia		
Tall growing, vigorous, with double pale pink flowers.			
18 to 24 in.45	.35
2 to 3 ft.55	.45
3 to 4 ft.70	.55

Unit Price in Quantities
1-9 10-49 50-249

DEUTZIA scabra Pride of Rochester, 9'-10' (Zone 5) Large Flowered Deutzia
 Pink changing to white, June. Fast growing.

18 to 24 in.45	.35
2 to 3 ft.55	.45
3 to 4 ft.70	.55
4 to 5 ft.90	.70

DIERVILLA sessilifolia, 4'-5' (Zone 5) Southern Bush Honeysuckle
 Yellow flowers June-July. Vigorous grower; purplish-bronze foliage. Excellent for contrast.

18 to 24 in.45	.35
2 to 3 ft.55	.45

DOGWOOD (See **CORNUS**)

· [E] ·

ELAEAGNUS angustifolia, 15'-18' (Zone 4) Russian Olive
 Silvery leaves and branchlets. Orange berries. Stands unfavorable conditions.

18 to 24 in.45	.35
2 to 3 ft.60	.50
3 to 4 ft.80	.65

— **longipes (multiflora), 6'-8'** (Zone 4) Cherry Elaeagnus
 Silvery leaves. Yellow flowers, fragrant. May. Large red berries ripening in July.

12 to 18 in.60	...
18 to 24 in.75	...
2 to 3 ft.90	...

— **umbellata, 8'-10'** (Zone 3) Autumn Elaeagnus
 Powdery green leaves. Clusters of amber berries. Very hardy.

12 to 18 in.37	.30
18 to 24 in.50	.40
2 to 3 ft.60	.50
3 to 4 ft.95	.75

ELM (See **ULMUS**)

ELSHOLTZIA stauntoni, 3'-4' (Zone 6) Mintshrub
 A very attractive, medium growing shrub with a profusion of light-lilac flower spikes, blooming in September at a time when there is a dearth of flowering shrubs.

12 to 18 in.60	.50
18 to 24 in.95	.75

ENGLISH IVY (See **HEDERA**)

ENKIANTHUS campanulatus, 20'-30' (Zone 4) Red Vein Enkianthus
 Erect shrub of great ornamental value. Wonderful with ericaeous and broad leaved evergreens. Prefers peaty soil.

2 to 3 ft., B&B	4.10	3.50
3 to 4 ft., B&B	5.50	4.50
4 to 5 ft., B&B	7.50	6.00

EUONYMUS alatus, 9'-10' (Zone 3) Winged Euonymus
 Most useful and adaptable. Has attractive corky bark. Quite formal in habit. The peculiar winged twig formation is interesting. In fall foliage turns to bright claret red. Superb for massing and for use in a large informal hedge. Very desirable as a potted sales yard item. When you pot in spring be sure to include enough for your fall sales. It is a money maker!

12 to 18 in.60	.50
18 to 24 in.80	.65
2 to 3 ft.	1.10	.90
3 to 4 ft.	1.70	1.35
4 to 5 ft.	2.50	2.00



EUONYMUS alatus—Winged Euonymus. You couldn't find better. Fall foliage is very colorful. Excellent in mass plantings, also makes an easy maintenance screen.

Unit Price in Quantities
1-9 10-49 50-249

EUONYMUS alatus compactus, 4'-5' (Zone 3)

Dwarf Winged Euonymus
 Dwarf form of alatus. Compact. Excellent for hedge. Brilliant fall coloring.

12 to 15 in.70	.55
15 to 18 in.95	.75
18 to 24 in.	1.25	1.00
2 to 2½ ft.	1.75	1.40
2½ to 3 ft.	2.05	...

— europaeus, 12'-14' (Zone 4)

European Burningbush

Pink fruits on long stalks, persisting a long time.

18 to 24 in.50	.40
2 to 3 ft.60	.50
3 to 4 ft.80	.65
4 to 5 ft.	1.10	.90

— patens (sieboldianus), 6'-8' (Zone 7)

Spreading Euonymus

Evergreen. Very vigorous. Forming broad, rather loose shrub. Has ornamental fruits.

15 to 18 in., B&B	2.25	1.90	1.50
18 to 24 in., B&B	3.40	2.80	2.25
2 to 2½ ft., B&B	4.10	3.50	2.75
2½ to 3 ft., B&B	5.25	4.40	...

— radicans, 3'-4' (Zone 5)

Wintercreeper

Evergreen. Self-clinging vine. Good for covering low walls; also useful for under-planting among evergreens.

6 to 9 in., 1 year45	.35
9 to 12 in., 2 year55	.45
12 to 15 in., 2 year70	.55
15 to 18 in., 3 year90	.70

EUONYMUS radicans colorata, 3' (Zone 5)			
Purpleleaved Wintercreeper			
Evergreen. Foliage is narrow and long, becoming a rich, reddish purple in the fall. Good in low foundation plantings and under low windows. Desirable for winter contrast with other evergreens. Foliage remains until new growth starts in spring and is quickly replaced by the rich, green, glossy new leaves.			
9 to 12 in., 1 year25	.20
12 to 15 in., 2 year30	.25
15 to 18 in., 2 year37	.30
18 to 24 in., 2 year50	.40

— vegetus, 4' (Zone 5)		Bigleaf Wintercreeper	
Evergreen. Bushy. Leaves round, dull green. Scarlet fruit. Excellent among evergreens. Makes good formal hedge or border.			
6 to 9 in., 2 year60	.50
9 to 12 in., 2 year75	.60
12 to 15 in., 3 year	1.00	.80

EXOCHORDA grandiflora, 6'-9' (Zone 4)		Common Pearlbush	
Dazzling, white flowers, May. Is improved by pruning.			
18 to 24 in.50	.40
2 to 3 ft.60	.50
3 to 4 ft.75	.60
4 to 5 ft.	1.00	.80

• [F] •

FAGUS sylvatica riversi, 50'-60' (Zone 4)		River's Purple Beech	
Grafted plants. A selected, dark purple form of the European Beech. Slender when young but grows into a magnificent dense tree.			
18 to 24 in., 6 in cans	3.75	3.00
2 to 3 ft., B&B	5.50	...
3 to 4 ft., B&B	7.50	...
4 to 5 ft., B&B	10.00	...

FALSE SPIREA (See **SORBARIA**)

FIR DOUGLAS (See **PSEUDOTSUGA**)

FIRETHORN (See **PYRACANTHA**)

FLEECEVINE (See **POLYGONUM**)

FLOWERING CHERRIES (See **PRUNUS**)

FLOWERING CRAB (See **MALUS**)

FLOWERING PEACH (See **PRUNUS PERSICA**)

FLOWERING QUINCE (See **CYDONIA**)

FORSYTHIA intermedia spectabilis, 6'-8' (Zone 4)		Showy Border Forsythia	
Most profuse of all. Rich golden yellow.			
18 to 24 in.50	.40
2 to 3 ft.60	.50
3 to 4 ft.75	.60
4 to 5 ft.95	.75

— Lynwood Gold, 5'-7' (Zone 4)		Lynwood Gold Forsythia	
Erect branches completely smothered under deep yellow flowers; same as spectabilis but with broader petals.			
18 to 24 in.55	.45
2 to 3 ft.70	.55
3 to 4 ft.80	.65



FORSYTHIA intermedia spectabilis — Showy border
 Forsythia. As fine as can be grown.

Unit Price in Quantities
 1-9 10-49 50-249

FORSYTHIA intermedia Spring Glory, 6'-8' (Zone 4)

New Spring Glory Forsythia

Pale lemon-yellow flowers in profusion.

18 to 24 in.55	.45
2 to 3 ft.70	.55
3 to 4 ft.80	.65

— **suspensa, 4'-6'** (Zone 5)

Weeping Forsythia

Bright yellow. Drooping. Excellent on banks.

12 to 18 in.37	.30
18 to 24 in.50	.40
2 to 3 ft.60	.50
3 to 4 ft.95	.75

— — **fortunei, 7'-8'** (Zone 5)

Fortune Forsythia

Bright yellow. Strong grower. Arching.

18 to 24 in.50	.40
2 to 3 ft.60	.50
3 to 4 ft.75	.60
4 to 5 ft.95	.75

FRANKLINIA alatamaha, 15'-20' (Zone 5)

Franklinia

A small tree with large white cup-shaped flowers 3 inches across. Glossy green foliage turns crimson in the fall. Now extinct in its native habitat.

18 to 24 in., 6" cans	3.25	2.75	2.20
-----------------------------	------	------	------

FRAXINUS americana, 70'-80' (Zone 3)

White Ash

Medium grower. Good fall coloring. At home in moist locations.

5 to 6 ft.	2.25	1.90	1.50
6 to 8 ft.	3.00	2.50	2.00
8 to 10 ft., 1 to 1¼ in.	3.75	3.00	2.50
9 to 11 ft., 1¼ to 1½ in.	5.25	4.40	3.50
10 to 12 ft., 1½ to 1¾ in.	9.00	7.50	6.00
11 to 13 ft., 1¾ to 2 in.	11.20	9.50	7.50
12 to 14 ft., 2 to 2½ in.	13.50	11.00	9.00



FRAXINUS americana—White Ash.
FRAXINUS lanceolata—Green Ash.
 This is a very fine straight trunked well branched lot.

		Unit Price in Quantities		
		1-9	10-49	50-249
FRAXINUS lanceolata, 50'-60' (Zone 3)		Green Ash		
Rapid straight growth. Has dark green foliage and thrives in dry locations.				
5 to 6 ft.	2.25	1.90	1.50	
6 to 8 ft.	3.00	2.50	2.00	
8 to 10 ft., 1 to 1¼ in.	3.75	3.00	2.50	
9 to 11 ft., 1¼ to 1½ in.	5.25	4.40	3.50	
10 to 12 ft., 1½ to 1¾ in.	9.00	7.50	6.00	
11 to 13 ft., 1¾ to 2 in.	11.20	9.50	7.50	
12 to 14 ft., 2 to 2½ in.	13.50	11.00	9.00	
— Marshall's Seedless, 50'-60' (Zone 3)		Marshall's Seedless Ash		
An extremely desirable seedless type of Green Ash. Same general growth characteristics as Fraxinus lanceolata.				
5 to 6 ft.	3.00	2.50	2.00	
6 to 8 ft.	4.10	3.50	2.75	
8 to 10 ft.	5.60	4.75	3.75	
— ornus, 20'-30' (Zone 5)		Flowering Ash		
This small tree has dense panicles of fragrant lacy white flowers like Chionanthus. Attractive dark green foliage. An ideal small tree to plant under utility wires.				
5 to 6 ft.	3.00	2.50	2.00	
6 to 8 ft.	4.10	3.50	2.75	
8 to 10 ft.	6.00	5.00	4.00	



GINKGO biloba — Maidenhair Tree. Ours are an extremely fine lot. Good straight trunks.

Unit Price in Quantities
1-9 10-49 50-249

FRAXINUS velutina glabra, 30'-40' (Zone 5) Modesto Ash

A straight clean tree with a compact head of glossy foliage which turns clear yellow in the fall. Thrives under city conditions and is resistant to drouth and alkali.

5 to 6 ft.	2.60	2.20	1.75
6 to 8 ft.	3.75	3.00	2.50
8 to 10 ft.	5.25	4.40	3.50
9 to 11 ft., 1¼ to 1½ in.	7.50	6.00	5.00

· [G] ·

GINKGO biloba (Salisbury), 50'-75' (Zone 4) Maidenhair Tree

Picturesque, exotic, stately. Distinct foliage shaped like Maidenhair fern. Immune from insects. Very desirable.

4 to 5 ft.	3.40	2.80	2.25
5 to 6 ft.	4.10	3.50	2.75
6 to 8 ft.	5.25	4.40	3.50
8 to 10 ft.	7.50	6.00	...

— **biloba, grafted male plants.** Upright growing type. We have a very fine stock block of selected male trees and these grafted trees are of exceptional quality.

4 to 5 ft.	4.90	4.05	3.25
5 to 6 ft.	6.75	5.50	4.50
6 to 8 ft.	9.00	7.50	6.00



COLE'S NEW SUNBURST LOCUST

Plant Patent No. 1313
(Zone 4)

Brilliant coloring is limited to 8 to 10 inches of branch tips. Foliage is golden bronze and its brilliant color is retained all summer. Develops a well formed symmetrical top with spreading habit. Very attractive in contrast with green foliageed trees. Excellent for sales yards operations.

	Unit Price in Quantities		
	1-9	10-49	50-249
4 to 5 ft. whips	2.60	2.20	1.75
5 to 6 ft. whips	3.00	2.50	2.05
6 to 7 ft. whips	3.75	3.00	2.50
7 to 8 ft. whips	4.50	3.75	3.00
5 to 6 ft., 2 yr., branched	5.25	4.40	3.50
6 to 7 ft., 2 yr., branched	6.20	5.15	4.10
7 to 8 ft., 2 yr., branched	7.15	5.85	4.75
8 to 10 ft., 2 yr., branched	10.25	8.40	6.75
9 to 11 ft., 1 to 1¼ in.	12.70	10.60	8.50
10 to 12 ft., 1¼ to 1½ in.	15.00	13.00	11.00



SHADEMASTER LOCUST

GLEDITSIA SHADEMASTER — Princeton's Upright Thornless Honeylocust. Plant Patent #1515. Picture was taken last August, showing $3\frac{1}{2}$ seasons' growth after planting a $1\frac{1}{4}$ " caliper tree. Back screen is 16 ft. wide and 18 ft. high.

SHADEMASTER LOCUST

PRINCETON UPRIGHT THORNLESS HONEYLOCUST

(Zone 4)

Plant Patent No. 1515

For many years there has been a growing need for new and better shade trees. We have been striving to produce a Thornless Honeylocust with all the characteristics which are so evident in the photographs on the previous pages, and to eliminate all of the faults common in ordinary Honeylocusts. We have painstakingly examined over 20,000 individual trees in this program. Our long effort has resulted in the development of what we and our visitors proclaim to be the **FINEST THORNLESS HONEYLOCUST AVAILABLE.**

We were assisted in our final selection by a large panel of expert professional arborists. (The Princeton Upright Thornless Honeylocust was for many years the famous Number 13 in our research program.)

Its outstanding characteristics are:

- | | |
|--|--|
| 1—Straight, strong trunk | 9—Holds foliage late in the fall |
| 2—Ascending branches | 10—Deep roots |
| 3—Heavy, dark green foliage | 11—Does not heave sidewalks |
| 4—Requires no staking | 12—Grass will grow right up to the trunk |
| 5—Rapid growth | 13—No leaf raking in the fall |
| 6—Transplants easily | 14—Forms unbelievably symmetrical tops—a radical departure from other Honeylocusts |
| 7—Freedom from diseases and insect pests | |
| 8—Drought resistance | |

THE TREE OF TODAY for Streets, Lawns and Parks

	Unit Price in Quantities		
	1-9	10-49	50-249
Two years or more—branched			
5 to 6 ft.	4.50	3.75	3.00
6 to 8 ft.	6.00	5.00	4.00
8 to 10 ft., 1 to 1¼ in.	8.50	7.00	5.50
9 to 11 ft., 1¼ to 1½ in.	11.20	9.50	7.50
10 to 12 ft., 1½ to 1¾ in.	13.50	11.00	9.00
11 to 13 ft., 1¾ to 2 in.	17.00	14.00	11.00
12 to 14 ft., 2 to 2½ in.	21.00	17.60	...
One-year whips—			
4 to 5 ft.	1.90	1.50
5 to 6 ft.	2.50	2.00
6 to 7 ft.	3.00	2.50
7 to 8 ft.	3.75	3.00
8 to 9 ft.	4.40	3.50

Unit Price in Quantities
1-9 10-49 50-249

GLEDITSIA triacanthos inermis, 60'-70' (Zone 4)

Thornless Honeylocust
 Greatly improved strain. Propagated by budding. Straight
 trunks, symmetrical tops, and dark green foliage. Quick grow-
 ing. A special Princeton selection.

5 to 6 ft.	2.60	2.20	1.75
6 to 8 ft.	3.75	3.00	2.50
8 to 10 ft., 1 to 1¼ in.	5.60	4.75	3.75
9 to 11 ft., 1¼ to 1½ in.	7.50	6.00	5.00
10 to 12 ft., 1½ to 1¾ in.	10.00	8.00	6.50
10 to 12 ft., 1¾ to 2 in.	13.50	11.00	9.00

— — — **Moraine (R)**
 (Zone 4)

(Plant Patent No. 836)

Moraine Locust

This variety of Honeylocust is a patented variety covered by
 United States Plant Patent No. 836. The name "Moraine" is
 trade-marked in the United States and Canada, and is being
 handled under license from the patent and trade-mark owner.
 Thornless, seedless, and in terrific demand.

5 to 6 ft., whips	2.70	2.25	2.00
6 to 7 ft., whips	3.30	2.75	2.50
7 to 8 ft., whips	4.00	3.35	3.00
6 to 8 ft., branched	7.50	6.00	5.00
8 to 10 ft., 1 to 1¼ in., 2 yr. branched	10.50	8.80	7.00
9 to 11 ft., 1¼ to 1½ in., 2 yr. branched	13.50	11.00	9.00
10 to 12 ft., 1½ to 1¾ in.	16.00	12.50	...

GOLDENCHAIN (See LABURNUM)

GYMNOCLADUS dioicus, 40'-50' (Zone 4)

Kentucky Coffeetree

Light blue-green foliage. Slow growing. Picturesque outline.

3 to 4 ft.	1.90	1.50	1.25
4 to 5 ft.	2.25	1.90	1.50
5 to 6 ft.	3.00	2.50	2.00
6 to 8 ft.	4.50	3.75	3.00

· [H] ·

HACKBERRY (See CELTIS)

HALESIA monticola, 40' (Zone 4)

Mountain Silverbell

The tree form of the Silver Bell. Ideal as a small lawn or founda-
 tion specimen.

3 to 4 ft.	1.45	1.20	.95
4 to 5 ft.	1.90	1.50	1.25
5 to 6 ft.	2.60	2.20	1.75

— **tetraptera (carolina), 12'-15' (Zone 4)**

Great Silverbell

One of the finest of the popular small flowering trees. Pest and
 drought resistant. These trees are carefully trimmed into single
 trunk form. White bell-shaped flowers in May, profusely borne
 along the branchlets.

3 to 4 ft.	1.45	1.20	.95
4 to 5 ft.	1.90	1.50	1.25
5 to 6 ft.	2.60	2.20	1.75
6 to 7 ft.	3.75	3.00	2.50

HAMAMELIS japonica, 10'-12' (Zone 5)

Japanese Witch Hazel

Interesting Japanese form, blossoming in late winter. Lemon-
 yellow flowers, often purplish within.

18 to 24 in.70	.55	.45
2 to 3 ft.90	.75	.60

Unit Price in Quantities
1-9 10-49 50-249

HAMAMELIS vernalis, 6'-8' (Zone 4) Vernal Witch-hazel
 Pale yellow flowers January and February. Very interesting winter flowering variety.

18 to 24 in.70	.55	.45
2 to 3 ft.90	.75	.60
3 to 4 ft.	1.20	1.00	.80
4 to 5 ft.	1.50	1.25	1.00

— virginiana, 10'-12' (Zone 4) Common Witch-hazel
 Yellow ribbon-like flowers in late fall. Good in moist, shady locations.

18 to 24 in.60	.50	.40
2 to 3 ft.90	.75	.60
3 to 4 ft.	1.20	1.00	.80
4 to 5 ft.	1.50	1.25	1.00
5 to 6 ft.	1.90	1.50	1.25

HAWTHORN (See **CRATAEGUS**)

HAZELNUT (See **CORYLUS**)

HEDERA helix (hardy strain), 20'-50' (Zone 5) English Ivy
 Evergreen. Good ground cover for shady locations. An ideal wall cover. Clinging.

12 to 15 in., 2¼ in. pots22	.20	.15
---------------------------------	-----	-----	-----

— — baltica, 25'-50' (Zone 4) Hardy English Ivy
 A very hardy strain of Hedera helix.

2¼ in. pots30	.25	.20
-------------------	-----	-----	-----

— — colchica, 20'-50' (Zone 5) Big English Ivy
 The outstanding evergreen ground cover for large shady areas. Huge leaves up to six inches across.

15 to 18 in., 2¼ in. pots30	.25	.20
---------------------------------	-----	-----	-----

HEMLOCK (See **TSUGA**)

HIBISCUS syriacus (Althea), 10'-12' (Zone 5) Shrub-Althea
 Rather formal in outline, flowering in August and September. Also called Rose of Sharon.

- Ardens**, double rose violet
- Comte de Haimont**, double pink, white mottled
- Jeanne d'Arc**, semi-double white
- Lucy**, double rose-red
- Rubis**, single red
- Totus alba**, single white

12 to 18 in.30	.25
18 to 24 in.45	.35
2 to 3 ft.55	.45
3 to 4 ft.70	.55

— Bluebird, Plant Patent #1739, 10'-12' (Zone 5) Bluebird Althea
 A brand new fast growing single blue Althea, the best of its color we have ever seen. Enormous blue flowers born in great profusion.

12 to 18 in.	1.50	1.25	1.00
18 to 24 in.	1.90	1.50	1.25
2 to 3 ft.	2.25	1.90	1.50

— coelestis, 10'-12' (Zone 5) Single Blue Althea

12 to 18 in.37	.30
18 to 24 in.50	.40
2 to 3 ft.70	.50

HONEYLOCUST (See **GLEDITSIA**)

HONEYSUCKLE (See **LONICERA**)

HOLLY (See **ILEX**)

HORNBEAM (See **CARPINUS**)

HYDRANGEA arborescens grandiflora alba (sterilis), 4'-5' (Zone 4)
 Snowhill Hydrangea

Large double white flower panicles in August. Rich green foliage.

12 to 18 in.45	.35	
18 to 24 in.55	.45	
2 to 3 ft.70	.55	

— **Otaksa, 2'-3'** (Zone 5) Blue Hydrangea

Blue flowers throughout the summer. Should be planted in acid soil for best color. Does better with winter protection.

6 to 9 in. 1 yr. field grown			
heavy strong roots50	.40	
9 to 12 in., 1 yr. field grown			
heavy strong roots60	.50	
12 to 15 in., 2 yr. heavy clumps .	.75	.60	

— **paniculata grandiflora, 8'-10'** (Zone 4) Peegee Hydrangea

Very showy. Large closely packed panicles of white flowers in August. Turn pink later.

12 to 18 in.37	.30	
18 to 24 in.50	.40	
2 to 3 ft.60	.50	
3 to 4 ft.80	.65	

— **quercifolia, 3'-4'** (Zone 5) Oak Leaf Hydrangea

Leaves shaped like an oak leaf. Beautiful autumn coloring. Succeeds in shade. Very desirable.

12 to 18 in.75		
18 to 24 in.	1.00	.75	
2 to 2½ ft.	1.25	.90	

HYPERICUM aureum, 3'-4' (Zone 5) Golden St. Johnsworth

Yellow, July and August. Blue-green foliage. Dense habit.

18 to 24 in.50	.40	
2 to 3 ft.60	.50	
3 to 4 ft.75	.60	

— **Hidcote, 2'** (Zone 5) Hidcote Hypericum

A much improved Moserianum from England. Bigger and more abundant flowers. Stronger grower, and twice as hardy. Tailor-made for potting.

12 to 15 in.50	.40	
15 to 18 in.70	.55	
18 to 24 in.90	.70	

— **kalmianum, 3'-5'** (Zone 5) Kalm Hypericum

Covered with large, yellow flowers in August.

18 to 24 in.50	.40	
2 to 3 ft.60	.50	



ILEX crenata convexa—Convex leaved Holly. We have a very nice lot of this popular variety.

Unit Price in Quantities
1-9 10-49 50-249

•[1]•

ILEX crenata, 8'-10' (Zone 6)	Japanese Holly		
Evergreen. Box-like leaves. Deep green. Black berries.			
12 to 15 in., B&B	2.40	2.00	1.60
15 to 18 in., B&B	3.40	2.80	2.25
18 to 24 in., B&B	4.50	3.75	3.00
2 to 2½ ft., B&B	6.35	5.30	4.25
— convexa (bullata), 4'-5' (Zone 5)	Convex-leaved Holly		
Evergreen. Slow growing. Shiny convex foliage.			
12 to 15 in., B&B	3.00	2.50	2.00
15 to 18 in., B&B	3.75	3.00	2.50
18 to 24 in., B&B	4.90	4.05	3.25
2 to 2½ ft. B&B	6.75	5.50	4.50
— Hetzi, 5'-6' (Zone 5)	Hetz Holly		
A new Ilex crenata clone which originated in northern Pennsylvania. Large convex foliage, dark glossy green, much like Ilex convexa but larger and very resistant to spider. A very hardy plant, grows rapidly. Broader than tall.			
12 to 15 in., B&B	3.00	2.50	2.00
15 to 18 in., B&B	3.75	3.00	2.50
18 to 24 in., B&B	4.90	4.05	3.25
2 to 2½ ft., B&B	6.75	5.50	4.50
— microphylla, 6'-8' (Zone 5)	Littleleaf Japanese Holly		
Evergreen. Small leaves. Quite hardy.			
12 to 15 in., B&B	3.00	2.50	2.00
15 to 18 in., B&B	3.75	3.00	2.50
18 to 24 in., B&B	4.90	4.05	3.25
2 to 2½ ft., B&B	6.75	5.50	...



ILEX glabra—Inkberry. An excellent landscape variety. Tolerates partial shade.

Unit Price in Quantities
1-9 10-49 50-249

ILEX crenata rotundifolia, 8'-10' (Zone 5) Roundleaf Japanese Holly
 Large dark green foliage on a strong growing globe-shaped plant. Ideal for medium sized formal hedges and as a foundation plant.

12 to 15 in., B&B	3.00	2.50	2.00
15 to 18 in., B&B	3.75	3.00	2.50
18 to 24 in., B&B	4.90	4.05	3.25
2 to 2½ ft., B&B	6.75	5.50	4.50

— glabra, 5'-6' (Zone 3)

Inkberry
 Evergreen. Shiny dark green leaves. Purplish in winter. Black berries. Good in shade or sun.

12 to 15 in., B&B	2.25	1.90	1.50
15 to 18 in., B&B	2.85	2.35	1.90
18 to 24 in., B&B	3.75	3.00	2.50
2 to 2½ ft., B&B	4.90	4.05	3.25
2½ to 3 ft., B&B	6.75	5.50	4.50

— compacta, 3'-4' (Zone 5)

Compact Inkberry
 Foliage and berries like glabra. Extremely compact in habit. The hardiest, dwarf, broadleaf evergreen we grow.

9 to 12 in., B&B	2.60	2.20	1.75
12 to 15 in., B&B	3.40	2.80	2.25
15 to 18 in., B&B	4.90	4.05	3.25
18 to 24 in., B&B	6.75	5.50	4.50
2 to 2½ ft., B&B	10.00	8.00	6.50

— opaca, berried, 45'-50' (Zone 5)

Female American Holly
 Evergreen. Does best in moist, partially shaded location.

12 to 18 in., B&B	2.25	1.90	...
18 to 24 in., B&B	3.00	2.50	...
2 to 3 ft., B&B	4.10	3.50	...
3 to 4 ft., B&B	6.00	5.00	...



JUNIPER chinensis glauca hetzi—Hetz Blue Juniper.
 Rapid growing and vigorous. Excellent in contrast with dark green evergreens.

Unit Price in Quantities

1-9 10-49 50-249

ILEX verticillata (prinos), 6'-8' (Zone 3) Winterberry

A deciduous Holly. Has vivid red berries, which persist all winter. Foliage is narrow and rich green. **THRIVES IN DAMP AREAS.** One of the very finest berried shrubs. Mass planting creates striking effects.

12 to 18 in.70	.55	.45
18 to 24 in.85	.70	.55
2 to 3 ft.	1.05	.90	.70
3 to 4 ft.	1.30	1.10	.90
4 to 5 ft.	1.65	1.35	1.10
5 to 6 ft.	2.00	1.70	1.35

INKBERRY (See ILEX)

IVY (See AMPELOPSIS or HEDERA)

•[J]•

JAPANESE MAPLE (See ACER palmatum)

JAPANESE QUINCE (See CYDONIA)

JASMINUM nudiflorum, 3' (Zone 5) Winter Jasmine
 Yellow, April-May. Needs protection in northern states. One of the first to bloom in the spring.

12 to 18 in.37	.30
18 to 24 in.50	.40
2 to 3 ft.60	.50

JUDAS TREE (See CERCIS)



JUNIPER excelsa stricta—Spiny Greek Juniper.
JUNIPER horizontalis plumosa—Andorra Juniper.
 Our Junipers are good.

Unit Price in Quantities

1-9 10-49 50-249

JUNIPERUS chinensis columnaris (pyramidalis), 15'-20' (Zone 4)	Blue Columnar Chinese Juniper		
Fast growing. Narrow columnar. Gray green foliage.			
3 to 4 ft., B&B	6.25	5.15	...
4 to 5 ft., B&B	8.00	6.50	...
— — glauca hetzi, 5'-7' (Zone 4)	Hetz Blue Juniper		
Fast growing. Blue-green foliage. Medium spreading habit.			
15 to 18 in., B&B	2.60	2.20	1.75
18 to 24 in., B&B	3.75	3.30	2.50
2 to 2½ ft., B&B	5.25	4.40	3.50
2½ to 3 ft., B&B	6.75	5.50	4.50
— — pfitzeriana, 5'-6' (Zone 4)	Pfitzer Juniper		
Gray-green, feathery appearing. Broad, bushy habit. Very popular.			
15 to 18 in., B&B	3.00	2.50	2.00
18 to 24 in., B&B	4.50	3.75	3.00
2 to 2½ ft., B&B	6.00	5.00	4.00
2½ to 3 ft., B&B	8.50	7.00	...
— — sargentii, 1½' (Zone 4)	Sargent Juniper		
Evergreen, prostrate habit. Grass-green foliage. Valuable ground cover and rock plant.			
9 to 12 in., B&B	1.90	1.50	1.25
12 to 15 in., B&B	2.60	2.20	1.75
— communis hibernica, 20'-30' (Zone 2)	Irish Juniper		
Narrow pyramid. Gray-green foliage.			
18 to 24 in., B&B	2.10	1.75	1.40
2 to 2½ ft., B&B	2.70	2.25	1.80
2½ to 3 ft., B&B	3.75	3.00	2.50
3 to 4 ft., B&B	5.25	4.40	3.50

Unit Price in Quantities
1-9 10-49 50-249

JUNIPERUS excelsa stricta, 10'-12' (Zone 2)		Spiny Greek Juniper		
Broad-based pyramid. Gray-green foliage. Very popular.				
12 to 15 in., B&B	2.10	1.75	1.40	
15 to 18 in., B&B	2.60	2.20	1.75	
18 to 24 in., B&B	3.75	3.00	2.50	
2 to 2½ ft., B&B	4.90	4.05	3.25	
— horizontalis Bar Harbor, 6"-12" (Zone 2)		Bar Harbor Juniper		
Gray-green foliage. Very prostrate. A splendid ground cover. Very effective among rocks. Good under seashore conditions.				
9 to 12 in., B&B	1.90	1.50	...	
12 to 15 in., B&B	2.70	2.25	...	
— douglasi, 1'-1½' (Zone 2)		Waukegan Juniper		
Long trailing branches of a clear steel blue color. A splendid ground cover which "stays put", and most effective among rocks. Turns a rich purple hue in winter.				
9 to 12 in., B&B	1.75	1.40	...	
12 to 15 in., B&B	2.50	2.10	...	
15 to 18 in., B&B	3.00	2.50	...	
— plumosa (depressa plum.) (Zone 4)		Andorra Juniper		
Spreading type. Hardy. Purplish in winter. Attractive.				
12 to 15 in., B&B	2.25	1.90	1.50	
15 to 18 in., B&B	3.40	2.80	2.25	
18 to 24 in., B&B	4.50	3.75	3.00	
2 to 2½ ft., B&B	6.00	5.00	4.00	

·[K]·

KALMIA latifolia, 8'-10' (Zone 3 or 4)		Mountain Laurel		
Evergreen. Pink flowers, June. Glossy foliage. Prefers shade.				
15 to 18 in., B&B	3.75	3.00	2.50	
18 to 24 in., B&B	4.50	3.75	3.00	
2 to 2½ ft., B&B	5.60	4.75	3.75	
KOELREUTERIA paniculata, 25'-30' (Zone 5)		Varnish tree		
Bright yellow flowers in July. A very valuable and attractive small tree. Also called Goldenraintree.				
3 to 4 ft.	2.50	2.05	1.65	
4 to 5 ft.	3.75	3.00	2.50	
5 to 6 ft.	5.25	4.40	3.50	
6 to 8 ft.	6.75	5.50	4.50	
8 to 10 ft.	8.00	6.75	...	
KOLKWTZIA amabilis, 6'-8' (Zone 5)		Beautybush		
A distinctive pink flowering shrub. Very effective.				
15 to 18 in.45	.35	
18 to 24 in.55	.45	
2 to 3 ft.70	.55	
3 to 4 ft.80	...	

·[L]·

LABURNUM vulgare, 30' (Zone 5)		Goldenchain		
Attractive, small tree with yellow pea-shaped flowers, in long racemes.				
5 to 6 ft.	4.50	3.75	3.00	
6 to 8 ft.	5.60	4.75	3.75	
— Vossi (Watereri), 18'-20' (Zone 5)		Waterer Laburnum		
This is a selected hybrid of vulgare with larger and showier flower clusters.				
5 to 6 ft.	5.25	4.40	3.50	
6 to 8 ft.	7.15	5.85	4.75	
8 to 10 ft.	10.00	8.00	6.50	

Unit Price in Quantities
1-9 10-49 50-249

LARCH (See LARIX)

LARIX europea (decidua), 50'-60' (Zone 5) European Larch
 Grows rapidly. Especially good for spring effects.
 2 to 3 ft., B&B 3.30 2.75 ...

LAUREL (See KALMIA)

LEUCOTHOE axillaris, 2'-3' (Zone 5) Dwarf Leucothoe
 Smaller leaved and more compact than *L. catesbaei*. A perfect
 companion plant for azaleas and rhododendrons.
 12 to 15 in., B&B 2.60 2.20 ...
 15 to 18 in., B&B 3.40 2.80 ...

— **catesbaei, 3'-4'** (Zone 4) Drooping Leucothoe
 Evergreen. White flowers, May. Glossy foliage. Rich fall coloring.
 12 to 15 in., B&B 2.60 2.20 1.75
 15 to 18 in., B&B 3.40 2.80 2.25
 18 to 24 in., B&B 4.90 4.05 3.25

Unit Price in Quantities

1-9 10-49 50-249 250 up

LIGUSTRUM amurense, 14'-15' (Zone 3) Amur Privet
 Semi-evergreen. Upright. Olive-green foliage. Very hardy.
 12 to 18 in.18 .15 .12
 18 to 24 in.23 .19 .16
 2 to 3 ft.30 .25 .20
 3 to 4 ft.45 .37 .30

— **ibolium, 8'-10'** (Zone 4) Ibolium Privet
 Similar to California Privet, but much hardier.
 12 to 18 in.18 .14 .11
 18 to 24 in.22 .18 .14
 2 to 3 ft.30 .25 .20
 3 to 4 ft.37 .30 .25

— **obtusifolium (ibota), 9'-10'** (Zone 3) Ibota Privet
 Good dense habit; flowers and fruits freely. Decorative black
 berries. Very hardy.
 12 to 18 in.25 .20 ...
 18 to 24 in.30 .25 ...
 2 to 3 ft.45 .35 ...
 3 to 4 ft.55 .45 ...

— — **regelianum (ibota regel.), 5'-6'** (Zone 3) Regal Privet
 Regal Privet
 Low, dense spreading. Very desirable.
 12 to 18 in.30 .25 ...
 18 to 24 in.45 .35 ...
 2 to 2½ ft.55 .45 ...
 2½ to 3 ft.75 .60 ...

— — **vicari, 8'-10'** (Zone 4) Golden Ibota Privet
 Striking yellow foliage. Clear even color. Does best in full sun.
 10 to 12 in.30 .25 ...
 12 to 15 in.40 .35 ...
 15 to 18 in.60 .50 ...
 18 to 24 in.80 .65 ...

— **ovalifolium, 12'-15'** (Zone 5) California Privet
 Most popular hedge plant. Glossy green foliage.
 12 to 18 in.16 .13 .10
 18 to 24 in.20 .16 .13
 2 to 3 ft.27 .22 .18
 3 to 4 ft.37 .30 .25
 4 to 5 ft.52 .45 .35



LIGUSTRUM ovalifolium—California privet. Ours are heavy cut-back plants.

Unit Price in Quantities
1-9 10-49 50-249

LILAC (See **SYRINGA**)

LINDEN (See **TILIA**)

LIQUIDAMBAR styraciflua, 50'-60' (Zone 4) Sweet Gum
Excellent, rich autumn color. Grows well in moist locations.
Has interesting corky bark.

4 to 5 ft.	2.60	2.20	1.75
5 to 3 ft.	3.40	2.80	2.25
6 to 8 ft.	4.50	3.75	3.00
8 to 10 ft., 1¼ to 1½ in.	6.00	5.00	4.00
9 to 11 ft., 1½ to 1¾ in.	8.50	7.00	5.50

LIRIODENDRON tulipifera, 60'-80' (Zone 4) Tuliptree
Rapid growing. Yellow tulip-like flowers, June.

5 to 6 ft.	3.00	2.50	...
6 to 8 ft.	3.75	3.00	...

LONICERA fragrantissima, 6'-8' (Zone 5) Winter Honeysuckle
White fragrant flowers, April-May. Semi-evergreen. Makes an ideal large informal hedge and foliage is retained very late in fall.

18 to 24 in.45	.35
2 to 3 ft.55	.45
3 to 4 ft.75	.60
4 to 5 ft.95	.75
5 to 6 ft.	1.10	.90

— **japonica halliana**, 15'-25' (Zone 4) Hall Japanese Honeysuckle
Vine. Almost evergreen. Free blooming white and yellow. Very fragrant. Ideal for covering steep banks.

1 yr. field grown22	.18
2 yr. field grown30	.25



LIQUIDAMBAR styraciflua—Sweet Gum.
ACER platanoides CRIMSON KING—Crimson King
 Maple, at left. Extra nice, straight well branched trees.

		Unit Price in Quantities		
		1-9	10-49	50-249
LONICERA maacki podocarpa, 8'-9' (Zone 4)	Late Honeysuckle			
Strong grower. Stands neglect. Yellow and white flowers in May. Red fruit in fall.				
2 to 3 ft.50	.40
3 to 4 ft.60	.50
4 to 5 ft.75	.60
— morrowi, 7'-8' (Zone 3)	Morrow Honeysuckle			
Spreading habit. White flowers, May, June. Red berries.				
18 to 24 in.45	.35
2 to 3 ft.55	.45
3 to 4 ft.75	.60
— tatarica alba, 9'-10' (Zone 4)	White Tatarian Honeysuckle			
White flowers. Red fruit. Very adaptable.				
2 to 3 ft.55	.45
3 to 4 ft.70	.55
4 to 5 ft.80	.65
5 to 6 ft.		1.00	.80
— rosea, 9'-10' (Zone 4)	Pink Tatarian Honeysuckle			
Pink flowers. Red fruit. Very adaptable.				
18 to 24 in.45	.35
2 to 3 ft.55	.45
3 to 4 ft.70	.55
4 to 5 ft.80	.65
— zbelli, 9'-10' (Zone 4)	Red Zbell Honeysuckle			
An improved strain of red tatarian Honeysuckle.				
18 to 24 in.45	.35
2 to 3 ft.55	.45
3 to 4 ft.70	.55
4 to 5 ft.80	.65



2 year cut back shrubs. Our flowering shrubs are a very fine heavy lot.

	Unit Price in Quantities		
	1-9	10-49	50-249
LYCIUM chinense, 10'-12' (Zone 4)	Chinese Matrimony-vine		
Violet flowers, June. Bright red fruits. Ideal for holding banks.			
12 to 18 in.25		.20
18 to 24 in.30		.25
2 to 3 ft.45		.35

•[M]•

MAGNOLIA glauca (virginiana), 15'-20' (Zone 5)	Sweetbay		
Fragrant creamy white flowers, May. Nearly evergreen. Prefers moist location.			
18 to 24 in., B&B	3.40	2.80	2.25
2 to 3 ft., B&B	4.10	3.50	2.75
3 to 4 ft., B&B	5.25	4.40	3.50
4 to 5 ft., B&B	6.75	5.50	4.40
5 to 6 ft., B&B	9.00	7.25	5.75
— soulangeana, 15'-18' (Zone 5)	Saucer Magnolia		
Purplish-pink flowers, May. Most popular. Beautifully grown plants. Well branched and budded. Outstanding quality.			
2 to 3 ft., B&B	4.10	3.50	2.75
3 to 4 ft., B&B	5.60	4.75	3.75
4 to 5 ft., B&B	7.50	6.00	5.00
5 to 6 ft., B&B	9.00	7.50	...
— alexandrina, 15'-18' (Zone 5)	Alexander Magnolia		
This variety is very similar to soulangeana, but a few days later and deeper color.			
2 to 3 ft., B&B	5.25	4.40	3.50
3 to 4 ft., B&B	6.75	5.50	...
4 to 5 ft., B&B	9.00	7.25	...



MAGNOLIA soulangeana — Saucer Magnolia. Heavily branched plants. Grown the Princeton way.

Unit Price in Quantities
1-9 10-49 50-249

MAGNOLIA soulangeana lennei, 15'-18' (Zone 5)	Lenne Magnolia		
Late blooming. Rich, deep purple flowers in April.			
2 to 3 ft., B&B	5.25	4.40	...
3 to 4 ft., B&B	6.75	5.50	...
— — verbanica, 12'-15' (Zone 5)	Verbanica Magnolia		
Rich orchid flowers, May. Very bright and vivid. A late blooming type which escapes frost injury.			
2 to 3 ft., B&B	5.25	4.40	...
3 to 4 ft., B&B	6.75	5.50	...
4 to 5 ft., B&B	8.00	6.75	...
— stellata, 8'-10' (Zone 5)	Star Magnolia		
Shrubby habit. Fragrant semi-double flowers coming before leaves.			
18 to 24 in., B&B	6.00	5.00	4.00
2 to 2½ in., B&B	8.50	7.00	5.50
2½ to 3 ft., B&B	10.75	9.00	7.25
3 to 4 ft., B&B	13.50	11.00	8.80
— — rosea, 8'-10' (Zone 5)	Rosy Star Magnolia		
Pink flowering form of above.			
18 to 24 in., B&B	6.00	5.00	4.00
2 to 2½ ft., B&B	8.50	7.00	5.50
2½ to 3 ft., B&B	10.75	9.00	7.25
3 to 4 ft., B&B	13.50	11.00	8.80
— tripetala, 30'-40' (Zone 4)	Umbrella Magnolia		
Very large leaves, 8 inch. Fragrant white flowers. Attractive large seed pods. Handsome novelty for creating a bold, tropical effect.			
3 to 4 ft., B&B	5.50	4.50	...
4 to 5 ft., B&B	6.75	5.50	...
5 to 6 ft., B&B	8.00	6.75	...

Unit Price in Quantities
1-9 10-49 50-249

MAHONIA aquifolia, 4' (Zone 5)	Oregon Holly Grape		
Evergreen. Glossy leaves, scarlet in autumn. Yellow flowers in May. Blue-black berries. Likes partial shade.			
12 to 15 in., B&B	2.25	1.90	1.50
15 to 18 in., B&B	3.00	2.50	2.00
18 to 24 in., B&B	4.50	3.75	3.00
2 to 2½ ft., B&B	6.00	5.00	4.00

MAIDENHAIR (See GINKGO)

MALUS—FLOWERING CRAB

MALUS arnoldiana, 8'-10' (Zone 4)	Arnold Crab		
White flowers. Very compact.			
3 to 4 ft.	1.50	1.25	1.00
4 to 5 ft.	1.90	1.50	1.25
5 to 6 ft.	2.60	2.20	1.75
— atrosanguinea, 10'-15' (Zone 4)	Carmine Crab		
Single red flowers in abundance.			
3 to 4 ft.	1.50	1.25	1.00
4 to 5 ft.	1.90	1.50	1.25
5 to 6 ft.	2.60	2.20	1.75
6 to 8 ft.	3.75	3.00	2.50
— baccata, 20'-25' (Zone 2)	Siberian Crab		
Very hardy. Pure white flowers in profusion. Wax-like yellow or red fruits. These trees are grown from transplanted seedlings. Seeds were taken from selected stock.			
5 to 6 ft.	2.25	1.90	1.50
6 to 8 ft.	3.40	2.80	2.25
8 to 10 ft.	4.50	3.75	3.00
— coronaria Charlotte, 15' (Zone 4)	Double flowering Coronaria		
Strong grower. Good fall foliage. Pink flowers.			
3 to 4 ft.	1.50	1.25	1.00
4 to 5 ft.	1.90	1.50	1.25
5 to 6 ft.	2.60	2.20	1.75
— eleyii, 10'-15' (Zone 4)	Ely Flowering Crab		
A free blooming crab. Reddish foliage, crimson flowers. Vigorous grower.			
4 to 5 ft.	1.50	1.25	1.00
5 to 6 ft.	2.25	1.90	1.50
6 to 8 ft.	3.40	2.80	2.25
— floribunda, 10'-15' (Zone 4)	Japanese Flowering Crab		
Single rose-colored flowers. Yellow fruits.			
3 to 4 ft.	1.50	1.25	1.00
4 to 5 ft.	1.90	1.50	1.25
5 to 6 ft.	2.60	2.20	1.75
6 to 8 ft.	3.75	3.00	2.50
— halliana parkmani, 10'-15' (Zone 4)	Parkman Crab		
Semi-double pink. Compact habit. Slow growing.			
3 to 4 ft.	2.25	1.90	1.50
4 to 5 ft.	2.60	2.20	...
5 to 6 ft.	3.75	3.00	...
— hoppi, 12'-15' (Zone 4)	Hopa Red Flowering Crab		
Rose-red flowers. Red fruit. Hardy, attractive.			
4 to 5 ft.	1.50	1.25	1.00
5 to 6 ft.	2.25	1.90	1.50
6 to 8 ft.	3.40	2.80	2.25
8 to 10 ft.	4.50	3.75	3.00



MALUS—Flowering Crab. Picture taken in May. This will be a 2 year block in the Fall. As you can see, they will have nicely balanced full tops and heavy straight trunks.

	Unit Price in Quantities		
	1-9	10-49	50-249
MALUS loensis plena, 10'-15' (Zone 4)			Bechtel Crab
Large double bright pink. Fragrant. Late blooming.			
18 to 24 in.	1.10	.95	.75
2 to 3 ft.	1.50	1.25	1.00
3 to 4 ft.	1.90	1.50	1.25
4 to 5 ft.	2.25	1.90	1.50
— Katherine, 10'-14' (Zone 4)			Katherine Crab
A new, double pink Crab with masses of two-inch flowers. Even young plants are covered with flowers.			
3 to 4 ft.	1.50	1.25	1.00
4 to 5 ft.	2.25	1.90	1.50
5 to 6 ft.	2.85	2.35	1.90
6 to 8 ft.	4.10	3.50	2.75
— Prince Georges, 10'-15' (Zone 4)			Prince Georges Crab
A new Bechtel hybrid. Better foliage and more double flowers.			
18 to 24 in.	1.10	.95	.75
2 to 3 ft.	1.50	1.25	1.00
3 to 4 ft.	1.90	1.50	1.25
4 to 5 ft.	2.25	1.90	1.50
— purpurea, 10'-15' (Zone 4)			Japanese Purple Crabapple
Rich, reddish purple foliage; crimson flowers.			
5 to 6 ft.	2.25	1.90	1.50
6 to 8 ft.	3.40	2.80	2.25
— sargentii, 6'-8' (Zone 5)			Sargent Crab
Spreading, straw-colored flowers. Scarlet fruit hanging all winter.			
2 to 3 ft.	1.50	1.25	1.00
3 to 4 ft.	2.25	1.90	1.50
4 to 5 ft.	2.60	2.20	...

Unit Price in Quantities
1-9 10-49 50-249

MALUS scheideckeri, 10'-15' (Zone 5)	Scheidecker Crab		
Double red buds changing to pink. Yellow fruits.			
3 to 4 ft.	1.50	1.25	1.00
4 to 5 ft.	1.90	1.50	1.25
5 to 6 ft.	2.60	2.20	1.75
6 to 8 ft.	3.75	3.00	...
— spectabilis, 10'-15' (Zone 4)	Chinese Flowering Crab		
Beautiful, double pink flowers; sweet scented.			
3 to 4 ft.	1.50	1.25	1.00
4 to 5 ft.	1.90	1.50	1.25
5 to 6 ft.	2.60	2.20	1.75
6 to 8 ft.	3.75	3.00	...
— theifera (hupehensis), 15'-20' (Zone 4)	Tea Crab		
Picturesque, open habit. Each branch covered with pink flowers. A wonderful espalier plant.			
3 to 4 ft.	1.50	1.25	...
4 to 5 ft.	1.90	1.50	...
5 to 6 ft.	2.60	2.20	...
— zumi calocarpa, 12'-15' (Zone 4)	Zumi Crab		
Has large handsome bright red fruit and large pink flowers. A good strong growing type.			
4 to 5 ft.	1.90	1.50	...
5 to 6 ft.	2.60	2.20	...

MAPLE (See **ACER**)

MOCKORANGE (See **PHILADELPHUS**)

MORAINÉ LOCUST (See **GLEDITSIA MORAINÉ**)

MOUNTAIN ASH (See **SORBUS**)

MOUNTAIN LAUREL (See **KALMIA**)

MYRICA pensylvanica, 4'-5' (Zone 2)	Northern Bayberry		
Does well in poor, gravelly soil. Has decorative, gray berries, and glossy green foliage. Good for seashore.			
15 to 18 in., B&B	2.60	2.20	1.75
18 to 24 in., B&B	3.30	2.75	2.20
2 to 2½ ft., B&B	4.50	3.75	3.00

MYRTLE (See **VINCA**)

·[N]·

NINEBARK (See **PHYSOCARPUS**)

NYSSA sylvatica, 40'-60' (Zone 4)	Sourgum or Tupelo		
Handsome foliage which assumes bright colors in fall. Will grow in wet places.			
2 to 3 ft., B&B	4.00	3.35	2.65
3 to 4 ft., B&B	4.90	4.05	3.25
4 to 5 ft., B&B	6.00	5.00	4.00
5 to 6 ft., B&B	7.50	6.00	5.00
6 to 8 ft., B&B	10.00	8.00	6.50

·[O]·

OAK (See **QUERCUS**)

OREGON GRAPE (See **MAHONIA**)

Unit Price in Quantities

1-9 10-49 50-249

OSTRYA virginica, 40' (Zone 4) American Hophornbeam
Slender, spreading branches; handsome, beech-like foliage, clear yellow in autumn. Smooth, blue-gray bark, hop-like fruits. Useful for dry locations.

4 to 5 ft.	3.00	2.50	2.00
5 to 6 ft.	3.75	3.00	2.50
6 to 8 ft.	4.50	3.75	...

OXYDENDRON arboreum, 25'-30' (Zone 4) Sourwood
White flowers in August. Leathery foliage. Striking autumn coloring.

18 to 24 in., B.R.	1.50	1.25	1.00
2 to 3 ft., B.R.	1.90	1.50	1.25
3 to 4 ft., B.R.	2.25	1.90	1.50
4 to 5 ft., B.R.	3.40	2.80	2.25

IF WANTED B&B—See schedule page 2

· [P] ·

PACHYSANDRA terminalis, 6"-8" (Zone 5) Japanese Spurge
Evergreen. Ideal ground cover for shady places.

1 year, 2 in. pots22	.20	.15
--------------------------	-----	-----	-----

PARTHENOCESSUS quinquefolia, 30'-50' (Zone 3) Virginia Creeper
Very adaptable. Rapid growing vine. Brilliant autumn coloring.

1 year25	.20
2 year30	.25

— engelmanni, 30'-40' (Zone 4) Engelmann Creeper
Excellent self-clinging vine. Richly colored fall foliage.

1 year25	.20
2 year30	.25

— tricuspidata veitchi, 40'-50' (Zone 4) Boston Ivy
Dense, self-clinging vine. Blue-black berries.

1 year, No. 150	.40
---------------------	-----	-----	-----

— lowi, 6'-8' (Zone 5) Geranium Creeper
Dwarf type of veitchi, with smaller, deeply cut foliage. Very graceful and distinct.

3 in. pot80	.65
-----------------	-----	-----	-----

PEACH, flowering (See PRUNUS)

PHELLODENDRON amurense, 25'-30' (Zone 3) Amur Corktree
A rapid growing tropical appearing tree, perfect for city sites. Glossy foliage and interesting corky bark.

4 to 5 ft.	2.60	2.20	1.75
5 to 6 ft.	3.40	2.80	2.25
6 to 8 ft.	4.90	4.05	3.25
8 to 10 ft.	6.75	5.50	4.50
10 to 12 ft.	10.00	8.00	6.50

PHILADELPHUS—MOCKORANGE

PHILADELPHUS coronarius, 9'-10' (Zone 4) Sweet Mockorange
White fragrant flowers. Profusely borne, May and June.

18 to 24 in.45	.35
2 to 3 ft.55	.45
3 to 4 ft.70	.55
4 to 5 ft.90	.70

— aurea, 4'-5' (Zone 4) Golden Sweet Mockorange
Dwarf compact form. Bright yellow foliage. White flowers. Best in cool regions.

12 to 15 in.75	.60
15 to 18 in.95	.75

Unit Price in Quantities
1-9 10-49 50-249

PHILADELPHUS lemoine, 4'-5' (Zone 5)	Lemoine Mockorange		
Good, compact habit. Intensely fragrant, single flowers. A supreme dwarf shrub.			
12 to 18 in.45	.35
18 to 24 in.55	.45
2 to 3 ft.70	.55
— virginalis, 7'-8' (Zone 5)	Virginal Mockorange		
Our strain is the true virginalis and blooms all summer. Its semi-double flowers are fragrant and it is not to be confused with the inferior variety which is offered by many.			
12 to 18 in.37	.30
18 to 24 in.50	.40
2 to 3 ft.60	.50
3 to 4 ft.80	.65
4 to 5 ft.	1.10	.90
PHOTINIA subumbellata, 10' (Zone 6)	Christmasberry		
Slender branched shrub. Shrubby in character. Scarlet fruits.			
2 to 3 ft.70	.55
3 to 4 ft.80	.65
4 to 5 ft.	1.20	.95
5 to 6 ft.	1.35	1.10
6 to 8 ft.	1.75	1.40
— villosa, 15' (Zone 4)	Oriental Photinia		
A large shrub; hawthorn-like flowers. Colorful fall foliage. Red berries.			
18 to 24 in.60	.50
2 to 3 ft.75	.60
3 to 4 ft.95	.75
4 to 5 ft.	1.10	.90
PHYSOCARPUS opulifolius, 9'-10' (Zone 2)	Common Ninebark		
Abundant creamy white flowers in June. Vigorous. Good for shaded areas. Show red seed capsules from August on.			
18 to 24 in.45	.35
2 to 3 ft.55	.45
3 to 4 ft.70	.55
4 to 5 ft.90	.70
PICEA excelsa (abies), 80'-100' (Zone 2)	Norway Spruce		
Dark green foliage. Rapid growth.			
15 to 18 in., B&B	2.25	1.90	1.50
18 to 24 in., B&B	2.60	2.20	1.75
2 to 3 ft., B&B	3.40	2.80	2.25
3 to 4 ft., B&B	4.50	3.75	3.00
— — Maxwelli, 6' (Zone 2)	Maxwell Norway Spruce		
Dark green foliage. Dense compact form. One of the finest dwarf spruce.			
9 to 12 in., B&B	2.00	1.65	
— pungens, 60'-80' (Zone 3)	Colorado Spruce		
Evergreen. Branches in distinct whorls, forming a handsome lawn specimen.			
12 to 15 in., B&B	1.90	1.50	1.25
15 to 18 in., B&B	2.60	2.20	1.75
18 to 24 in., B&B	3.75	3.00	2.50
— — glauca, 60'-80' (Zone 3)	Colorado Blue Spruce		
One of the densest slow growing spruces. Makes a handsome lawn specimen.			
12 to 15 in., B&B	1.90	1.50	1.25
15 to 18 in., B&B	2.60	2.20	1.75
18 to 24 in., B&B	3.75	3.00	2.50



PLATANUS acerifolium (orientalis) — London Plane-tree. This is the true type. You can see how good they are.

Unit Price in Quantities
1-9 10-49 50-249

PICEA pungens kosteri, 60'-80' (Zone 4) Koster Blue Spruce
 Selected for rich blue color. Grafted plants of quality.

2½ to 3 ft., B&B	15.50	12.50	...
3 to 4 ft., B&B	19.00	15.00	...

PIERIS japonica, 5'-6' (Zone 6) Japanese Andromeda
 Evergreen. Drooping clusters of small, white flowers open in May.

12 to 15 in., B&B	3.40	2.80	2.25
15 to 18 in., B&B	4.50	3.75	3.00
18 to 24 in., B&B	6.75	5.50	4.50
2 to 2½ ft., B&B	9.00	7.50	6.00
2½ to 3 ft., B&B	10.80	9.00	...

PINUS densiflora, 25'-30' (Zone 4) Japanese Red Pine
 A rapid growing quick maturing pine. Thrives in poor soil and soon forms a very picturesque small specimen tree.

2 to 3 ft., B&B	5.60	4.75	3.75
3 to 4 ft., B&B	7.50	6.00	5.00
4 to 5 ft., B&B	10.50	8.80	...
5 to 6 ft., B&B	14.50	11.00	...

— montana mughus, 3'-4' (Zone 3) Mugho Pine
 Evergreen. Forms a round-topped clump. Useful for rock planting and foundation work.

9 to 12 in., B&B	2.60	2.20	1.75
12 to 15 in., B&B	3.40	2.80	2.25



PLATANUS occidentalis—American Planetree or Sycamore. Straight trunks and full tops.

Unit Price in Quantities
1-9 10-49 50-249

PINUS nigra, 60'-70' (Zone 2)

Austrian Pine

Evergreen. Rich, dark green. Vigorous, dense grower. Good for background. Thrives at seashore.

18 to 24 in., B&B	3.75	3.00	2.50
2 to 2½ ft., B&B	5.25	4.40	3.50
2½ to 3 ft., B&B	6.75	5.50	4.50
3 to 4 ft., B&B	9.00	7.50	6.00

— strobus, 80'-100' (Zone 2)

White Pine

Probably our most useful and adaptable pine. Picturesque when old.

18 to 24 in., B&B	3.75	3.00	2.50
2 to 2½ ft., B&B	5.60	4.75	3.75
2½ to 3 ft., B&B	7.50	6.00	...

— sylvestris, 25'-30' (Zone 2)

Scotch Pine

Evergreen. A rapid-growing, handsome tree, especially when young. Good for windbreaks.

2 to 3 ft., B&B	5.60	4.75	3.75
3 to 4 ft., B&B	7.50	6.00	5.00
4 to 5 ft., B&B	10.50	8.80	...

PLANE TREE (See **PLATANUS**)

PLATANUS acerifolium (orientalis), 70'-80' (Zone 6)

London Planetree

A desirable, quick growing street or park tree. Withstands smoky condition.

6 to 8 ft.	3.75	3.00	2.50
8 to 10 ft., 1 to 1¼ in.	5.25	4.40	3.50
9 to 11 ft., 1¼ to 1½ in.	7.50	6.00	5.00
10 to 12 ft., 1½ to 1¾ in.	10.50	8.80	7.00
11 to 13 ft., 1¾ to 2 in.	13.50	11.00	9.00
12 to 14 ft., 2 to 2½ in.	17.00	14.00	11.00



POPULUS nigra italica — Lombardy Poplar. Single trunks, branched from grown.

Unit Price in Quantities
1-9 10-49 50-249

PLATANUS occidentalis, 75'-100' (Zone 5) American Planetree or American Sycamore
 Rugged, strong growing. Has smooth, almost white bark when developed. Very picturesque.

6 to 8 ft.	3.40	2.80	2.25
8 to 10 ft., 1 to 1¼ in.	4.50	3.75	3.00
9 to 11 ft., 1¼ to 1½ in.	6.25	5.30	4.25
10 to 12 ft., 1½ to 1¾ in.	8.75	7.25	5.75
11 to 13 ft., 1¾ to 2 in.	10.00	8.00	6.50
12 to 14 ft., 2 to 2½ in.	12.00	10.00	8.00

POLYGONUM auberti, 25' (Zone 4) China Fleecevine
 Strong growing vine producing foamy sprays of flowers in summer and fall.

2 year70	.55
--------------	-----	-----	-----

POPULUS alba bolleana, 50'-60' (Zone 2) Bolleana Poplar
 Leaves white underneath. Columnar habit. Good for screens.

4 to 5 ft.	1.30	1.10	.90
5 to 6 ft.	1.65	1.35	1.10
6 to 8 ft.	2.25	1.90	1.50
8 to 10 ft.	3.00	2.50	2.00
10 to 12 ft., 1½ to 1¾ in.	3.75	3.00	2.50

— eugenie, 75'-90' (Zone 2) Carolina Poplar
 Rapid grower. Succeeds in dry places and near seashore.

6 to 8 ft.	1.90	1.50	1.25
8 to 10 ft., 1 to 1¼ in.	2.60	2.20	1.75
9 to 11 ft., 1¼ to 1½ in.	3.75	3.00	2.50
10 to 12 ft., 1½ to 1¾ in.	4.90	4.05	3.25

Unit Price in Quantities

1-9 10-49 50-249

POPULUS maximowiczii, 60'-80' (Zone 2)		Japanese Poplar		
Dark green foliage. Medium spreading form.		Gray-white bark.		
A stately, clean tree.				
5 to 6 ft.	1.50	1.25	1.00	
6 to 8 ft.	2.25	1.90	1.50	
8 to 10 ft., 1 to 1¼ in.	3.00	2.50	2.00	
9 to 11 ft., 1¼ to 1½ in.	4.50	3.75	3.00	
— nigra italica, 60'-80' (Zone 2)		Lombardy Poplar		
Tall, spire-like. Good for landscape work and screens.				
5 to 6 ft.90	.75	.60	
6 to 8 ft.	1.10	.95	.75	
8 to 10 ft.	1.50	1.25	1.00	
10 to 12 ft.	1.90	1.50	1.25	
POTENTILLA fruticosa, 3'-4' (Zone 2)		Shrubby Cinquefoil		
Blooms profusely, yellow, June-September. Very adaptable.				
12 to 15 in.45	.35	
15 to 18 in.55	.45	
18 to 24 in.70	.55	
PRIVET (See LIGUSTRUM)				
PRUNUS cerasifera pissardi (See PRUNUS Thundercloud)				
PRUNUS glandulosa alba, 5'-6' (Zone 6)		White Flowering Almond		
Double white flowers in May. Very attractive.				
12 to 18 in.50	.40	
18 to 24 in.70	.55	
2 to 3 ft.90	.70	
— — pink, 5'-6' (Zone 6)		Pink Flowering Almond		
Double pink flowers in May. Very attractive. An indispensable shrub for potting for spring sales.				
12 to 18 in.50	.40	
18 to 24 in.60	.50	
2 to 3 ft.80	.65	
— maritima, 5'-6' (Zone 3)		Beach Plum		
Small white flowers, April. Ideal for sandy soil and seaside planting. Edible fruit.				
18 to 24 in.50	.40	
2 to 3 ft.75	.60	
3 to 4 ft.95	.75	
— Newport, 10'-12' (Zone 4)		Purpleleaf Plum		
Rich purple-red foliage which retains its color throughout the summer. Compact symmetrical habit. White flowers in spring.				
3 to 4 ft.	1.30	1.10	.90	
4 to 5 ft.	1.85	1.45	1.20	
5 to 6 ft.	2.25	1.90	1.50	
6 to 8 ft.	3.00	2.50	2.00	
— persica (Amygdalis), 12'-15' (Zone 3)		Double Flowering Peach		
A rapid growing, inexpensive, flowering tree. Large, spectacular double flowers literally cover the branches. Sells on sight in pots. We have excellent trees in the following colors:				
Alba —white, 2-3'; 3-4'; 4-5'.				
Rosea —pink, 2-3'; 3-4'; 4-5'.				
Rubra —red, 2-3'; 3-4'; 4-5'				
2 to 3 ft.90	.75	.60	
3 to 4 ft.	1.10	.95	.75	
4 to 5 ft.	1.50	1.25	1.00	



PRUNUS subhirtella pendula — Weeping Japanese Cherry. On their own stems. Absolutely hardy. Will have a limited quantity.

Unit Price in Quantities
1-9 10-49 50-249

PRUNUS subhirtella, 25'-30' (Zone 4)

Higan Cherry

The native Higan Cherry of Japan. Forms a dense tree of small stature, hidden in clouds of pale pink flowers each spring. One of the hardiest and toughest of all the Japanese cherries.

3 to 4 ft.	2.10	1.75	1.40
4 to 5 ft.	2.85	2.35	1.90
5 to 6 ft.	3.75	3.00	2.50
6 to 8 ft.	4.90	4.05	3.25
8 to 10 ft.	6.75	5.50	4.50

— — autumnalis, 25'-30' (Zone 3) **Autumn Flowering Higan Cherry**

Small tree. Semi-double flowering in October or early spring.

2 to 3 ft.	1.65	1.35	...
3 to 4 ft.	2.25	1.80	...
4 to 5 ft.	2.60	2.20	...

— — Beni Higan, 25'-30' (Zone 3)

Beni Higan Cherry

Upright growing, dense, small tree with clouds of pale pink, single flowers in early spring.

2 to 3 ft.	1.65	1.35	1.10
3 to 4 ft.	2.10	1.80	1.45
4 to 5 ft.	2.85	2.35	1.90



PRUNUS thundercloud—Purple-leaved flowering Plum.
The richest colored foliage of all purple plums.

Unit Price in Quantities
1-9 10-49 50-249

PRUNUS subhirtella pendula, 12'-15' (Zone 3)

Weeping Japanese Cherry
 Pink flowers. Our weeping cherries are grown on their own stems, are winter hardy, and very attractive. They make an outstanding specimen, and are ideal to use as a graceful flowering screen. Side limbs can be removed, if desired, making a good standard weeping tree. The smaller sizes are good to pot for sales yards. These trees are preferred by many to top grafted trees. (See picture Page 55.)

4 to 5 ft., own stems	3.75	3.00	2.50
5 to 6 ft., own stems	4.50	3.75	3.00
6 to 2 ft., own stems	5.25	4.40	3.50
8 to 10 ft., own stems	6.00	5.00	4.00

— **Thundercloud, 12'-15' (Zone 3)** Purple Leaf Flowering Plum
 Rich, purple foliage. The very best of the purple leaf plums. Single pink flowers. We have replaced Pissardi by this variety because it is so much better.

3 to 4 ft.	1.65	1.35	1.10
4 to 5 ft.	2.10	1.75	1.40
5 to 6 ft.	3.00	2.50	2.00
6 to 8 ft.	3.75	3.00	2.50

— **tomentosum, 6'-7' (Zone 2)** Nanking Cherry
 Fruits are light red; flowers white, before leaves appear. Very showy.

18 to 24 in.60	.50
2 to 3 ft.75	.60
3 to 4 ft.95	.75
4 to 5 ft.	...	1.35	1.10



PRUNUS kwanzan. We offer Kwanzan in three forms.
See below.

	Unit Price in Quantities		
	1-9	10-49	50-249
PRUNUS triloba plena, 7'-8' (Zone 5)	Double Flowering Plum		
Double pink flowers, April-May. Handsome and very useful.			
18 to 24 in.75		.60
2 to 3 ft.90		.70

JAPANESE CHERRIES

— amanogawa, 20'-35' (Zone 3)	Semi-double pale pink flowers in profusion. Narrow grower.		
2 to 3 ft.	1.65	1.35	...
3 to 4 ft.	2.50	2.05	...
4 to 5 ft.	3.40	2.80	...

PRUNUS KWANZAN

The most popular of all double pink flowering cherries, offered in three distinct forms as below.

— Kanzan (Serr. Sekiyama) (Kwanzan), 40' (Zone 3)

Double deep pink. The best double flowering cherry. Ours are young, thrifty, and well grown.

	Regular 2 year.		
2 to 3 ft.	1.30	1.10	.90
3 to 4 ft.	2.10	1.75	1.40
4 to 5 ft.	2.85	2.35	1.90
5 to 6 ft.	3.75	3.00	2.50
6 to 8 ft.	5.10	4.25	3.30
8 to 10 ft.	6.75	5.50	

Heavy—twice transplanted; medium short trunks; full well branched tops.

6 to 8 ft.	6.25	5.25	...
8 to 10 ft.	8.50	7.00	...

Standard or tree form with straight trunks and good tops. Branches begin at from 5 to 6 ft. from ground according to grade. There is a terrific street tree demand for Kwanzan grown in this manner. **Limited quantity available.**

6 to 8 ft.	6.00	5.00	4.00
8 to 10 ft.	8.50	7.00	5.50



PYRACANTHA coccinea lalandi—Leland Firethorn. In gallon cans.

Unit Price in Quantities

1-9 10-49 50-249

PRUNUS shirofugen (Serr. Alba-Rosea), 25'-30' (Zone 3)

Double white. The most vigorous white variety.

2 to 3 ft.	1.90	1.50	...
3 to 4 ft.	2.70	2.25	...
4 to 5 ft.	3.30	2.75	...

— shirotae, 20'-25' (Mt. Fuji Cherry) (Zone 3)

Double white. Small grower and a very heavy bloomer.

2 to 3 ft.	1.65	1.35	...
3 to 4 ft.	2.50	2.05	...
4 to 5 ft.	3.40	2.80	...

— yedoensis, 40' (Zone 3)

Yoshino Cherry

Fragrant, single, white to pink flowers. This variety and Kwanzan comprise the famous cherry blossom display in Washington.

2 to 3 ft.	1.75	1.40	1.15
3 to 4 ft.	2.10	1.75	1.40
4 to 5 ft.	2.85	2.35	1.90

EXTRA CHARGE FOR DIGGING CHERRIES B&B—SEE B&B SCHEDULE, Page 2

PSEUDOTSUGA taxifolia (douglasi), 70'-80' (Zone 2)

Douglas-fir

Hardy. Dark bluish green coloring. Does best in well drained location.

15 to 18 in., B&B	2.25	1.90	1.50
18 to 24 in., B&B	3.00	2.50	2.00
2 to 2½ ft., B&B	4.50	3.75	3.00
2½ to 3 ft., B&B	6.75	5.50	4.50

PYRACANTHA coccinea lalandi, 9'-12' (Zone 5)

Laland Firethorn

Evergreen. A beautiful broad-leaved evergreen with large clusters of orange berries in the fall. Needs protection in the North.

12 to 15 in., 6 in. cans	1.50	1.25	1.00
15 to 18 in., 6 in. cans	1.95	1.60	1.30
18 to 24 in., 6 in. cans	2.40	2.00	1.60
2 to 2½ ft., 8 in. cans	4.50	3.75	3.00



QUERCUS borealis (rubra)—Northern Red Oak. The last word in Red Oaks.

Unit Price in Quantities
1-9 10-49 50-249

PYRACANTHA crenulata, 9'-12' (Zone 7) Nepal Firethorn
 Glossy foliage; bright red berries. Extremely attractive and desirable.

12 to 15 in., 6 in. pots	1.65	1.35	1.10
15 to 18 in., 6 in. cans	2.00	1.70	1.35
18 to 24 in., 6 in. cans	2.40	2.00	1.60
2 to 2½ ft., 6 in. cans	3.75	3.00	2.50

PYRUS calleryana Bradford, 25'-35' (Zone 5) Callery Pear
 Masses of white flowers. Glossy green foliage turns bright crimson in fall. Tiny fruits. A new clonal introduction from the USDA at Beltsville.

4 to 5 ft.	2.85	2.35	1.90
5 to 6 ft.	3.75	3.00	2.50

• [Q] •

NURSERY GROWN OAKS

QUERCUS alba, 100' (Zone 4) White Oak
 The most rugged oak of all, slow in growth but makes a magnificent tree. Best planted in spring.

5 to 6 ft.	3.00	2.50	...
-----------------	------	------	-----

— borealis (Rubra), 75'-95' (Zone 4) Northern Red Oak
 A quick growing and clean tree. Fine autumn coloring.

6 to 8 ft.	5.00	4.10	3.30
8 to 10 ft., 1 to 1¼ in.	6.60	5.50	4.40
9 to 11 ft., 1¼ to 1½ in.	9.00	7.50	6.00
10 to 12 ft., 1¼ to 1½ in.	11.20	9.50	7.50
11 to 13 ft., 1¾ to 2 in.	15.00	12.25	10.00
12 to 14 ft., 2 to 2½ in.	20.00	16.25	13.50



QUERCUS palustris—Pin Oak. Our method of growing takes more time but our Oaks are second to none.

Unit Price in Quantities

	1-9	10-49	50-249
QUERCUS coccinea, 75'-90' (Zone 4)			Scarlet Oak
Stately, tall grower. Deeply cut leaves. Striking autumn color.			
6 to 8 ft.	5.00	4.10	...
8 to 10 ft., 1 to 1¼ in.	6.75	5.50	...
9 to 11 ft., 1¼ to 1½ in.	9.00	7.50	...
10 to 12 ft., 1½ to 1¾ in.	12.00	10.00	...
11 to 13 ft., 1¾ to 2 in.	16.00	13.00	...
— macrocarpa, 70'-80' (Zone 4)			Mossycup Oak
Vigorous grower of picturesque appearance owing to its corky branches.			
6 to 8 ft.	5.00	4.10	3.30
8 to 10 ft., 1 to 1¼ in.	6.60	5.50	4.40
— palustris, 75'-100' (Zone 4)			Pin Oak
Most desirable and adaptable. Excellent autumn foliage.			
6 to 8 ft.	4.10	3.50	2.75
8 to 10 ft., 1 to 1¼ in.	6.00	5.00	4.00
9 to 11 ft., 1¼ to 1½ in.	8.50	7.00	5.50
10 to 12 ft., 1½ to 1¾ in.	10.50	8.80	7.00
11 to 13 ft., 1¾ to 2 in.	14.30	11.70	9.50
12 to 14 ft., 2 to 2½ in.	18.00	15.00	12.00
12 to 14 ft., 2½ to 3 in.	22.50	19.00	15.00
— phellos, 50'-60' (Zone 6)			Willow Oak
Narrow, willow-like leaves; distinct from other varieties of oak.			
5 to 6 ft.	3.30	2.75	2.20
6 to 8 ft.	5.00	4.10	3.30
8 to 10 ft., 1 to 1¼ in.	6.60	5.50	4.40

QUINCE, FLOWERING (See CYDONIA)

[R]

REDBUD (See **CERCIS**)

RETINOSPORA (See **CHAMAECYPARIS**)

RHAMNUS cathartica, 9'-10' (Zone 2)	Common Buckthorn	
Dark green foliage. Black berries. Very hardy.		
18 to 24 in.50	.40
2 to 3 ft.60	.50
3 to 4 ft.80	.65
— frangula, 8'-9' (Zone 2)	Glossy Buckthorn	
Excellent foliage. Red berries turning black when ripe. Very hardy.		
18 to 24 in.50	.40
2 to 3 ft.60	.50
3 to 4 ft.80	.65
4 to 5 ft.	1.00	.80

RHODODENDRON catawbiense, 6'-9' (Zone 4)

	Catawba Rhododendron	
Large rosy purple flowers, May-June. Does best in partial shade.		
12 to 15 in., B&B	2.40	2.00
15 to 18 in., B&B	3.00	2.50
18 to 24 in., B&B	3.90	3.25
— maximum, 8'-10' (Zone 3)	Rosebay Rhododendron	
Striking light pink flowers, May-June. Does best in shaded areas.		
18 to 24 in., B&B	3.30	2.75
2 to 2½ ft., B&B	4.10	3.50
2½ to 3 ft., B&B	4.90	4.00
— roseum elegans, 3'-8' (Zone 4)		
Rich pink flowers. A good strong growing, free flowering variety. Has excellent foliage.		
12 to 15 in., B&B	3.40	2.80
15 to 18 in., B&B	4.50	3.75
18 to 24 in., B&B	5.60	4.75

See also **AZALEA** for species and varieties commonly known as Azalea.

RHODOTYPOS kerrioides (scandens), 4'-5' (Zone 5) White Kerria

Fresh green foliage. White flowers, May, June. Shiny bead-like black berries all winter.		
18 to 24 in.60	.50
2 to 3 ft.75	.60
3 to 4 ft.	1.00	.80
4 to 5 ft.	1.50	1.00

RHUS canadensis (aromatica), 4'-5' (Zone 3) Fragrant Sumac

Clusters of small yellow flowers in April and May, followed by coral red fruits in June. Aromatic foliage.		
12 to 18 in.37	.30
18 to 24 in.50	.40
2 to 3 ft.60	.50

— copallina, 12'-13' (Zone 4) Shining Sumac

Showy crimson fruits. Rich autumn coloring. Good in poor soil or dry locations.		
18 to 24 in.50	.40
2 to 3 ft.60	.50

Unit Price in Quantities

1-9 10-49 50-249

RHUS cotinus, 14'-15' (Zone 4)	Common Smoke Tree		
Also called Purple Fringe. Large panicles of feathery, filmy, smoke-appearing flowers.			
12 to 18 in.50	.40
18 to 24 in.60	.50
2 to 3 ft.75	.60
3 to 4 ft.	1.05	.85
4 to 5 ft.	1.70	1.35
— purpurea, 12'-14' (Zone 4)	Purple Smoke Tree		
A handsome purple foliaged strain of the popular Smoke Tree.			
12 to 18 in.55	.45
18 to 24 in.70	.55
2 to 3 ft.90	.70
— glabra, 10'-12' (Zone 2)	Smooth Sumac		
Crimson fruits in bunches. Rich autumn coloring. Good in poor soil.			
2 to 3 ft.45	.35
3 to 4 ft.55	.45
ROBINIA hispida, 5'-6' (Zone 5)	Rose-acacia		
Rosy pink pea-shaped flowers, May, June.			
12 to 18 in.30	.25
18 to 24 in.45	.35
2 to 3 ft.55	.45
3 to 4 ft.75	.60
ROSA blanda, 4'-5' (Zone 2)	Meadow Rose		
Pink, May. Almost thornless. Reddish branches.			
18 to 24 in.50	.40
2 to 3 ft.60	.50
— hugonis, 6' (Zone 5)	Golden Rose of China		
Bright yellow flowers. Reddish wood. Upright. Excellent type shrub rose.			
2 to 3 ft.80	.65
3 to 4 ft.	1.00	.80
4 to 5 ft.	1.25	1.00
— humilis (carolina), 2'-3' (Zone 4)	Pasture Rose		
The common, sweetly scented, pink, wild rose of the pastures.			
18 to 24 in.50	.40
2 to 3 ft.60	.50
— lucida (virginiana), 5'-6' (Zone 3)	Virginia Rose		
Pink, June, July. Excellent border or naturalizing variety. Stands neglect.			
18 to 24 in.50	.40
2 to 3 ft.60	.50
— multiflora, 9'-10' (Zone 5)	Japanese Rose		
Fragrant, white flowers in June. Strong grower. In popular demand for hedges, screens and game conservation planting. Use these strong transplants for quick permanent results.			
12 to 18 in.20	.15
18 to 24 in.25	.20
2 to 3 ft.37	.30
3 to 4 ft.50	.40
— nitida, 3'-4' (Zone 3)	Bristly Rose		
Deep pink, June. Good for holding banks and general mass planting; good autumn coloring.			
18 to 24 in.50	.40
2 to 3 ft.60	.50

Unit Price in Quantities
1-9 10-49 50-249

ROSA palustris, 6'-8' (Zone 4)	Swamp Rose		
Pink, June-August. The best rose for moist locations.			
12 to 18 in.37		.30
18 to 24 in.50		.40
2 to 3 ft.60		.50
— rubiginosa, 5'-6' (Zone 4)	Sweetbrier		
Bright pink flowers in June. Good foliage with aromatic odor.			
18 to 24 in.50		.40
2 to 3 ft.60		.50
3 to 4 ft.75		.60
— rugosa, 4'-6' (Zone 2)	Red Rugosa Rose		
Rich green foliage. Large red fruits. Pink flowers June-September. Good seaside plant.			
12 to 18 in.45		.35
18 to 24 in.55		.45
2 to 2½ ft.70		...
— setigera, 5'-6' (Zone 4)	Prairie Rose		
Deep rose flowers, June-July. Vigorous grower.			
18 to 24 in.50		.40
2 to 3 ft.60		.50
3 to 4 ft.75		.60
— wichuraiana white, 10'-12' (Zone 5)	Wichurian Rose		
Prostrate trailing plant. Rich, shiny foliage, almost evergreen. White flowers, late blooming. Excellent ground cover.			
12 to 18 in., 1 year30		.25
18 to 24 in., 1 year45		.35
2 to 3 ft., 2 year55		.45

· [S] ·

SALISBURIA adiantifolia (See GINKGO)

SALIX

The Weeping Willows are very useful in sales yards. Pot small trees for easy handling and quick sales.

SALIX babylonica, 50'-60' (Zones 5 and 6)	Babylon Weeping Willow		
One of the best weepers. Long pendulous branches. Excellent for waterside planting.			
4 to 5 ft.	1.10	.95	.75
5 to 6 ft.	1.50	1.25	1.00
6 to 8 ft.	2.25	1.90	1.50
8 to 10 ft.	3.00	2.50	2.00
— caprea, 15'-20' (Zone 4)	Goat Willow		
Very desirable for spring effects. Will do well in dry as well as wet locations.			
2 to 3 ft.50	.40
3 to 4 ft.60	.50
4 to 5 ft.75	.60
— elegantissima, 60'-70' (Zone 4)	ThurLOW Weeping Willow		
Vigorous upright grower; best for street planting.			
5 to 6 ft.	1.50	1.25	1.00
6 to 8 ft.	2.25	1.90	1.50
8 to 10 ft.	3.00	2.50	2.00



SALIX elegantissima—Thurlow Weeping Willow.
SALIX babylonica—Babylon Weeping Willow.
 Our willows are carefully grown.

Unit Price in Quantities
1-9 10-49 50-249

SALIX incana, 8'-10' (Zone 4)	Elaeagnus Willow		
Attractive silvery leaves. Slow growing. Resembles Russian Olive in appearance.			
18 to 24 in.45	.35
2 to 3 ft.55	.45
3 to 4 ft.70	.55
— mutabilis, 5'-6' (Zone 4)	Big Catkin Willow		
The earliest to bloom of all the pussy willows, with very large curved silver catkins. A handsome low shrub.			
18 to 24 in.45	.35
2 to 3 ft.55	.45
3 to 4 ft.70	.55
— niobe, 40'-50' (Zone 4)	Niobe Weeping Willow		
Weeping form with golden bark.			
4 to 5 ft.	1.10	.95	.75
5 to 6 ft.	1.50	1.25	1.00
6 to 8 ft.	2.25	1.90	1.50
8 to 10 ft.	3.00	2.50	2.00
— pentandra, 20'-30' (Zone 4)	Laurel Willow		
Upright. Shiny dark green leaves. Excellent in seaside planting.			
3 to 4 ft.75	.60	.50
4 to 5 ft.90	.75	.60
5 to 6 ft.	1.10	.95	.75
6 to 8 ft.	1.50	1.25	1.00
— purpurea, 15'-20' (Zone 4)	Purple Osier		
Vigorous shrub producing long, flexible branches. Often used for tying or basket making.			
2 to 3 ft.50	.40
3 to 4 ft.60	.50
4 to 5 ft.75	.60



SORBUS aucuparia — European Mountain Ash. Extra fine.

Unit Price in Quantities
 1-9 10-49 50-249

SAMBUCUS canadensis, 8'-9' (Zone 3)			American Elder
Useful in swampy locations, fragrant flowers June-July. Black fruit relished by birds.			
18 to 24 in.50	.40
2 to 3 ft.60	.50

ST. JOHNSWORTH (See **HYPERICUM**)

SHADBLOW (See **AMELANCHIER**)

SHADEMASTER LOCUST

(Plant Patent #1515)
 See pages 34 and 35

SILVERBELL (See **HALESIA**)

SNOWBALL (See **VIBURNUM**)

SNOWBELL (See **STYRAX**)

SNOWBERRY (See **SYMPHORICARPOS**)

SOPHORA japonica, 30'-40' (Zone 5)			Chinese Scholartree
White flowers in late summer. Noticeable green bark in winter. Also called Pagoda Tree. An excellent, small street tree, withstands city conditions. Very shiny when in bloom.			
3 to 4 ft.	4.10	3.50	2.75
4 to 5 ft.	5.25	4.40	3.50
5 to 6 ft.	7.50	6.00	5.00
6 to 8 ft.	10.00	8.00	6.50

Unit Price in Quantities

1-9 10-49 50-249

SORBARIA aitchisoni, 6'-8' (Zones 5 and 6) Kashmir False-spirea
Graceful compound foliage. Creamy white flowers, July-Sep-
tember.

2 to 3 ft.75	.60	...
3 to 4 ft.90	.75	...
4 to 5 ft.	1.10	.95	.75
5 to 6 ft.	1.50	1.25	1.00

SORBUS aucuparia, 25'-30' (Zone 2) European Mountain-ash
A valuable tree on a small lawn; the scarlet berries are very
striking.

4 to 5 ft.	1.90	1.50	1.25
5 to 6 ft.	2.60	2.20	1.75
6 to 8 ft.	3.75	3.00	2.50
8 to 10 ft.	5.25	4.40	3.50
10 to 12 ft.	7.50	6.00	5.00

SOURGUM (See **NYSSA**)

SOUTHERN BUSH HONEYSUCKLE (See **DIERVILLA**)

SPIREA arguta, 5'-6' (Zone 4) Garland Spirea
Very free flowering. Somewhat similar to thunbergi but more
vigorous.

12 to 18 in.37	.30
18 to 24 in.50	.40
2 to 3 ft.60	.50

— **billardi, 5'-6'** (Zone 4) Billiard Spirea
Bright pink, fluffy flower spikes, July-October. Good in dry
locations.

2 to 3 ft.50	.40
3 to 4 ft.60	.50

— **bumalda Anthony Waterer, 3'** (Zone 4)

Anthony Waterer Spirea

Useful as a flowering hedge. Easy maintenance. Rose-pink
flowers all summer. Good fall foliage color. Trim only once in
early spring.

12 to 15 in.30	.25
15 to 18 in.45	.35
18 to 24 in.55	.45
2 to 2½ ft.75	.60
2½ to 3 ft.90	.70

— — **froebeli, 4'-5'** (Zone 5) Froebel Spirea
Taller and more vigorous than Anthony Waterer with bright
pink flowers. Hardy in New England where Anthony Waterer
is not.

15 to 18 in.37	.30
18 to 24 in.50	.40

— **callosa alba, 2'** (Zone 4) White Japanese Spirea
A very neat growing, dwarf shrub, covered with flat heads of
white flowers throughout most of the summer.

12 to 15 in.37	.30
15 to 18 in.50	.40
18 to 24 in.60	.50



SPIREA vanhouttei—Vanhoutte Spirea. An extra fine lot. Note crimson clover in foreground. We have an extensive crop rotation and soil improvement program. This clover will be plowed under at the proper time.

	Unit Price in Quantities		
	1-9	10-49	50-249
SPIREA prunifolia plena, 7'-8' (Zone 3)			Bridalwreath
The true bridalwreath. White double flowers in abundance. Glossy dark green leaves. Rich fall coloring.			
18 to 24 in.50	.40
2 to 3 ft.60	.50
3 to 4 ft.80	.65
— thunbergi, 4'-5' (Zone 4)			Thunberg Spirea
Slender arching branches covered with pure white flowers, April-May. Feathery light green foliage.			
12 to 18 in.37	.30
18 to 24 in.50	.40
2 to 3 ft.60	.50
3 to 4 ft.75	.60
— tomentosa, 4' (Zone 4)			Hardhack
Woolly, rose-pink flowers, July-September. Good in low ground plantings.			
18 to 24 in.37	.30
2 to 3 ft.50	.40
3 to 4 ft.60	.50
— vanhouttei, 8'-9' (Zone 4)			Vanhoutte Spirea
White, May-June. Graceful habit. Free flowering. A most adaptable and useful shrub.			
12 to 18 in.30	.25
18 to 24 in.37	.30
2 to 3 ft.50	.40
3 to 4 ft.60	.50
4 to 5 ft.80	.65

SPRUCE (See PICEA)

Unit Price in Quantities

1-9 10-49 50-249

SPURGE (See PACHYSANDRA)

STEPHANANDRA flexuosa, 5'-6' (Zone 4)	Cutleaf Stephanandra		
Graceful, compact habit; handsome foliage.			
18 to 24 in.50	.40
2 to 3 ft.60	.50

STYRAX japonica, 12'-15' (Zone 5)	Japanese Snowbell		
White bell-shaped pendant flowers, June-July. Makes a striking, handsome specimen. The ideal small tree to combine with Azaleas, Kalmia and Rhododendron.			
2 to 3 ft., B&B	4.10	3.50	2.75
3 to 4 ft., B&B	5.25	4.40	3.50
4 to 5 ft., B&B	7.15	5.85	4.75
5 to 6 ft., B&B	9.50	7.25	5.75
6 to 8 ft., B&B	11.20	9.50	7.50

SUMAC (See RHUS)

SUMMERSHADE MAPLE—(See page 8)

SUMMERSWEET (See CLETHRA)

SWEET GUM (See LIQUIDAMBAR)

SWEETLEAF (See SYMPLOCUS)

SYCAMORE (See PLATANUS)

SYMPHORICARPOS chenaulti, 6'-8' (Zone 5)	Chenault Snowberry		
Brighter berries than vulgaris. Excellent for shade plantings.			
18 to 24 in.30	.25
2 to 3 ft.45	.35
3 to 4 ft.55	.45

— racemosa (albus), 5'-6' (Zone 3)	Snowberry		
Conspicuous white berries. Attractive foliage. Good in half shade and moist locations.			
18 to 24 in.30	.25
2 to 3 ft.45	.35
3 to 4 ft.55	.45

— vulgaris (orbiculatus), 4'-5' (Zone 3)	Coralberry		
Coral-red berries through winter. Good in shade and bank planting.			
18 to 24 in.30	.25
2 to 3 ft.45	.35
3 to 4 ft.55	.45

SYMPLOCUS paniculata, 25'-40' (Zone 5)	Sweetleaf		
Deciduous shrub with slender spreading branches. Hardy; white fragrant flowers.			
18 to 24 in.55	...
2 to 3 ft.70	...
3 to 4 ft.85	...
4 to 5 ft.	1.00	...

SYRINGA chinensis (rothomagensis), 8'-9' (Zone 5)	Chinese Lilac		
Slender branches. Graceful habit. Violet flowers in May. Free flowering.			
18 to 24 in.50	.40
2 to 3 ft.60	.50
3 to 4 ft.75	.60

— saugeana, 8'-9' (Zone 5)	Purple Chinese Lilac		
Deep purple flowers.			
18 to 24 in.50	.40
2 to 3 ft.60	.50
3 to 4 ft.75	.60
4 to 5 ft.	1.00	.80

		Unit Price in Quantities		
		1-9	10-49	50-249
SYRINGA persica, 9'-10' (Zone 5)				Persian Lilac
	Blooms freely; lilac flowers, May-June.			
	12 to 18 in.45	...
	18 to 24 in.55	...
	2 to 3 ft.65	...
— villosa, 7'-8' (Zone 2)				Late Lilac
	Pale pinkish-lilac, fragrant. Compact, bushy habit.			
	12 to 18 in.30	.25
	18 to 24 in.45	.35
	2 to 3 ft.60	.50
	3 to 4 ft.80	.65
	4 to 5 ft.	1.00	.80
— vulgaris, 12'-15' (Zone 3)				Common Purple Lilac
	Delicate purple flowers, fragrant, May.			
	12 to 18 in.37	.30
	18 to 24 in.50	.40
	2 to 3 ft.60	.50
	3 to 4 ft.80	.65
	4 to 5 ft.	1.00	.80
— alba, 12'-15' (Zone 3)				Common White Lilac
	Fragrant, white, single flowers, May.			
	15 to 18 in.45	.35
	18 to 24 in.55	.45
	2 to 3 ft.70	.55
	3 to 4 ft.90	.70

FRENCH LILACS—NAMED VARIETIES (Zone 3)

- Adelaide Dunbar.** Double. Red. 12-18"; 18-24"; 2-3'.
Alphonse Lavalle. Double. Blue. 12-18"; 18-24"; 2-3'.
Belle de Nancy. Double. Pink. 12-18"; 18-24"; 2-3'.
Charles Joly. Double. Red. 12-18"; 18-24".
Ellen Willmott. Double. White. 12-18"; 18-24".
Florent Stepman. Single. White large flower. 12-18"; 18-24"; 2-3'.
Jan Van Tol. Single. White. 12-18"; 18-24"; 2-3'.
Ludwig Spaeth. Single. Red. 12-18"; 18-24"; 2-3'.
Mme. F. Morel. Single. Red. 12-18"; 18-24".
Mme. Lemoine. Double. White. 12-18"; 18-24"; 2-3'.
Michel Buchner. Double. Pinkish lilac. 12-18"; 18-24"; 2-3'.
President Grevy. Double. Light blue. 12-18"; 18-24"; 2-3'.
President Lincoln. Single. Clear blue. 12-18"; 18-24"; 2-3'.
President Poincare. Double. Clear purple. 12-18"; 18-24"; 2-3'.
Wm. Robinson. Double. Pink. 12-18"; 18-24".

FRENCH LILAC PRICES

12 to 18 in.55	.45
18 to 24 in.75	.60
2 to 3 ft.	1.00	.80

·[T]·

- TAMARIX parviflora, 12'-14'** (Zone 4) Algerian Tamarix
Panicles of pink flowers. Blue-green evergreen-appearing foliage.
- | | | | |
|-----------------|-----|-----|-----|
| 2 to 3 ft. | ... | .50 | .40 |
| 3 to 4 ft. | ... | .60 | .50 |
| 4 to 5 ft. | ... | .80 | .65 |



TAXUS cuspidata—Spreading Japanese Yew. We will have a good lot of *Taxus* this year.

Unit Price in Quantities
1-9 10-49 50-249

TAMARIX pentandra (amurensis), 12'-15' (Zone 2)

Fivestamen Tamarix

Slender and spreading growth. Pink flowers in August. Likes very dry or sandy soils.

2 to 3 ft.50	.40
3 to 4 ft.60	.50
4 to 5 ft.80	.65

—Pink Cascade (Plant Patent No. 1275) (Zone 3)

An outstanding novelty. Masses of cascading flesh-pink panicles in late summer. Excellent for seashore planting.

18 to 24 in.60	.50
2 to 3 ft.75	.60
3 to 4 ft.95	.75

TAXODIUM distichum, 75'-100' (Zone 4)

Common Baldcypress

Tall, pyramidal, symmetrical, deciduous tree, with feathery foliage. Distinct in appearance.

18 to 24 in., B&B	3.00	2.50	...
2 to 3 ft., B&B	3.75	3.00	...

TAXUS—THE YEWS

TAXUS baccata repandens (Zone 5)

Spreading English Yew

A very low growing dense spreading variety, permanent in the foundation planting. Will thrive in shade.

12 to 15 in., B&B	3.75	3.00	2.50
-------------------------	------	------	------

—cuspidata, 10'-15' (Zone 4)

Spreading Japanese Yew

Rich, deep green leaves. Spreading, bushy habit. Very adaptable.

15 to 18 in., B&B	4.50	3.75	3.00
18 to 24 in., B&B	6.75	5.50	4.50
2 to 2½ ft., B&B	8.50	7.00	5.50
2½ to 3 ft., B&B	10.00	8.50	...

Unit Price in Quantities
1-9 10-49 50-249

TAXUS cuspidata capitata, 25'-40' (Zone 4) Upright Japanese Yew				
Upright form of cuspidata. Broad pyramid.				
15 to 18 in., B&B	3.00	2.50	2.00	
18 to 24 in., B&B	5.25	4.40	3.50	
2 to 2½ ft., B&B	6.75	5.50	4.50	
2½ to 3 ft., B&B	8.75	7.25	5.75	
— densiformis, 6'-8' (Zone 4)		Dense Yew		
The finest dense spreading yew. Far superior to any other cuspidata type. Top rating of all spreaders in the New Jersey Association trials at Rutgers.				
12 to 15 in., B&B	3.75	3.00	2.50	
15 to 18 in., B&B	5.25	4.40	3.00	
— nana (brevifolia), 2'-3' (Zone 4)		Dwarf Japanese Yew		
Broad, thick leaves, very dark green. Dwarfish and irregular spreading habit. Very hardy.				
9 to 12 in., B&B	3.40	2.80	2.25	
12 to 15 in., B&B	4.50	3.75	3.00	
— sieboldi, 10'-15' (Zone 4)		Siebold Yew		
Large berried spreading Taxus. A selected type of Taxus cuspidata. Large fruit borne in profusion. A rapid, vigorous grower.				
12 to 15 in., B&B	3.40	2.80	2.25	
15 to 18 in., B&B	4.50	3.75	3.00	
— intermedia, 12'-15' (Zone 4)		Hybrid Yew		
Hybrid between baccata and cuspidata.				
12 to 15 in., B&B	3.75	3.00	2.50	
15 to 18 in., B&B	5.25	4.40	3.50	
18 to 24 in., B&B	7.50	6.00	5.00	
— media brevimedia, 8'-10' (Zone 4)		Broad Upright Yew		
Hardy, broad upright form. Bright green.				
15 to 18 in., B&B	4.50	3.75	3.00	
18 to 24 in., B&B	5.60	4.75	3.75	
2 to 2½ ft., B&B	7.50	6.00	5.00	
— browni, 10'-12' (Zone 4)		Broad Upright Yew		
An outstanding variety. Excellent dark green foliage. Compact, medium spreading. Shears well. Can be used as a specimen for hedge or foundation plantings. Full and tight at base.				
12 to 15 in., B&B	3.75	3.00	2.50	
15 to 18 in., B&B	5.25	4.40	3.50	
18 to 24 in., B&B	7.50	6.00	5.00	
— hatfieldi, 8'-10' (Zone 4)		Hatfield Yew		
Similar to Hicks Yew, but more compact.				
15 to 18 in., B&B	4.50	3.75	3.00	
18 to 24 in., B&B	5.60	4.75	3.75	
— henryi, 6'-8' (Zone 4)		Henry Yew		
A fine dense-foliaged spreading yew which retains its fresh green color all through the winter.				
12 to 15 in., B&B	3.75	3.00	2.50	
15 to 18 in., B&B	5.25	4.40	3.50	
— hicksi, 20'-25' (Zone 4)		Hicks Yew		
Columnar form with upright branches.				
15 to 18 in., B&B	4.50	3.75	3.00	
18 to 24 in., B&B	5.60	4.75	3.75	
2 to 2½ ft., B&B	7.50	6.00	5.00	

THORN, FLOWERING (See CRATAEGUS)



THUJA occidentalis compacta—Parsons Arborvitae. As fine as can be grown.
Unit Price in Quantities
1-9 10-49 50-249

THUJA—ARBORVITAE

THUJA occidentalis compacta, 2½'-4' (Zone 4)			
		Parsons Arborvitae	
The finest of all globe type Arborvitae. Very compact plants. Rich, dark green foliage. A low "must" for sales yards.			
12 to 15 in., B&B	1.90	1.50	1.25
15 to 18 in., B&B	2.60	2.20	1.75
18 to 24 in., B&B	3.40	2.80	2.25
2 to 2½ ft., B&B	4.50	3.75	3.00

— globosa, 3'-4' (Zone 4)		Globe Arborvitae	
Rich green. Globe shape.			
12 to 15 in., B&B	1.90	1.50	1.25
15 to 18 in., B&B	2.60	2.20	1.75
18 to 24 in., B&B	3.40	2.80	2.25
— hoveyi, 3'-4' (Zone 4)		Hovey Arborvitae	
Evergreen. Oval in shape, nearly as broad as high. Bright green foliage.			
15 to 18 in., B&B	2.60	2.20	1.75
18 to 24 in., B&B	3.40	2.80	2.25
2 to 2½ ft., B&B	4.50	3.75	3.00
— nigra, 15'-30' (Zone 4)		Dark American Arborvitae	
New improved strain of American Arborvitae; more symmetrical in form, deeper in color, especially during the winter. Grown from cuttings. Very desirable. The best of the taller Arborvitae. Dark green. Compact. Shears well.			
18 to 24 in., B&B	2.25	1.90	1.50
2 to 2½ ft., B&B	3.00	2.50	2.00
2½ to 3 ft., B&B	3.75	3.00	2.50
3 to 4 ft., B&B	5.25	4.40	3.50
4 to 5 ft., B&B	7.50	6.00	5.00



THUJA occidentalis nigra—Dark American Arborvitae.
 We think the finest of all Arborvitae of this type.

Unit Price in Quantities
1-9 10-49 50-249

THUJA occidentalis pyramidalis, 15'-30' (Zone 4)

Pyramidal Arborvitae

Bright, rich green foliage, narrow columnar shape.

18 to 24 in., B&B	2.25	1.90	1.50
2 to 2½ ft., B&B	3.00	2.50	2.00
2½ to 3 ft., B&B	3.75	3.00	2.50
3 to 4 ft., B&B	5.25	4.40	3.50
4 to 5 ft., B&B	7.50	6.00	5.00

— wareana, 12'-15' (Zone 3)

Siberian Arborvitae

Light green. Fleshy foliage. Broad pyramid. Very adaptable.

15 to 18 in., B&B	2.25	1.90	1.50
18 to 24 in., B&B	3.00	2.50	2.00
2 to 2½ ft., B&B	3.75	3.00	2.50

GOLDEN BIOTA

THUJA orientalis aurea nana, 2½'-3' (Zone 4)

Berckmans Golden Arborvitae

Extra nice, very full and compact plants. Rich, golden yellow foliage. A very outstanding sales yard variety.

9 to 12 in., B&B	1.85	1.45	1.20
12 to 15 in., B&B	2.10	1.75	1.40
15 to 18 in., B&B	2.85	2.35	1.90
18 to 24 in., B&B	3.75	3.00	2.50

TILIA americana, 75'-90' (Zone 2)

American Linden

Grows rather quickly, forming an open head. Has fragrant, yellow flowers.

6 to 8 ft.	3.40	2.80	2.25
8 to 10 ft.	4.50	3.75	3.00
8 to 10 ft., 1¼ to 1½ in.	6.00	5.00	4.00
9 to 11 ft., 1½ to 1¾ in.	7.50	6.00	5.00
10 to 12 ft., 1¾ to 2 in.	10.00	8.00	6.50

Unit Price in Quantities
1-9 10-49 50-249

TILIA cordata, 70' (Zone 3)	Littleleaf European Linden		
Small leaves. Very symmetrical tree, splendid for avenues; no diseases. Very fragrant flower.			
6 to 7 ft.	4.90	4.05	3.25
7 to 8 ft., 1 to 1¼ in.	6.00	5.00	4.00
8 to 10 ft., 1¼ to 1½ in.	8.50	7.00	5.50
9 to 11 ft., 1½ to 1¾ in.	10.80	9.00	7.25
10 to 12 ft., 1¾ to 2 in.	15.00	12.00	...
11 to 13 ft., 2 to 2½ in.	18.00	15.00	...
— tomentosa, 40'-60' (Zone 4)	Silver Linden		
Handsome, dense-headed tree that will withstand heat and drought. Leaves dark green above, white beneath.			
5 to 6 ft.	4.10	3.50	2.75
6 to 8 ft.	5.00	4.10	3.30
8 to 10 ft., 1 to 1¼ in.	6.00	5.00	4.00
9 to 11 ft., 1¼ to 1½ in.	7.50	6.00	5.00
10 to 12 ft., 1½ to 1¾ in.	10.00	8.00	6.50
11 to 13 ft., 1¾ to 2 in.	12.00	10.00	...
12 to 14 ft., 2 to 2½ in.	15.50	12.50	...
— vulgaris, 70'-80' (Zone 3)	European Linden		
A vigorous hybrid between T. cordata and T. platyphyllos. Fragrant flowers in late June. Symmetrical and compact top formation.			
6 to 8 ft.	5.00	4.10	3.30
8 to 10 ft., 1 to 1¼ in.	6.00	5.00	4.00
9 to 11 ft., 1¼ to 1½ in.	7.50	6.00	5.00

HEMLOCK

TSUGA canadensis, 75'-90' (Zone 4)	Canada Hemlock		
Most graceful and adaptable. Excellent for hedge or informal planting. Shears well.			
1½ to 2 ft., B&B	3.75	3.00	2.50
2 to 2½ ft., B&B	5.25	4.40	3.50
2½ to 3 ft., B&B	6.75	5.50	4.50
3 to 4 ft., B&B	9.00	7.50	6.00
4 to 5 ft., B&B	11.00	9.00	...

TULIPTREE (See **LIRIODENDRON**)

•[U]•

ULMUS americana, 80'-100' (Zone 2)	American Elm		
Fast growing, forming graceful head.			
6 to 8 ft.	2.25	1.90	1.50
8 to 10 ft.	3.40	2.80	2.25
8 to 10 ft., 1¼ to 1½ in.	4.50	3.75	3.00
9 to 11 ft., 1½ to 1¾ in.	6.00	5.00	4.00
10 to 12 ft., 1¾ to 2 in.	7.50	6.00	5.00
11 to 13 ft., 2 to 2½ in.	10.00	8.00	6.50
— Augustine, 80'-100' (Zone 2)	Augustine Ascending Elm		
A new form of American Elm. Tall columnar habit with sturdy crotches and upright branches. Large clean foliage and rapid growth rate. Very popular.			
6 to 8 ft.	6.00	5.50	5.00
8 to 10 ft.	7.75	7.00	6.25
9 to 11 ft., 1¼ to 1½ in.	9.25	8.25	7.75

Unit Price in Quantities
1-9 10-49 50-249

ULMUS americana Moline, 80'-100' (Zone 2)	Moline Elm		
A remarkable variety with handsome, large, deeply grained foliage.			
6 to 8 ft.	2.60	2.20	1.75
8 to 10 ft., 1 to 1¼ in.	4.50	3.75	3.00
9 to 11 ft., 1¼ to 1½ in.	6.75	5.50	4.50
10 to 12 ft., 1½ to 1¾ in.	9.00	7.50	6.00
— "Princeton," 80'-100' (Zone 2)	Princeton Elm		
A selected strain of American Elm. All budded stock. Good spreading habit. Glossy foliage.			
6 to 8 ft.	2.60	2.20	1.75
8 to 10 ft., 1 to 1¼ in.	4.50	3.75	3.00
8 to 10 ft., 1¼ to 1½ in.	6.75	5.50	4.50
9 to 11 ft., 1½ to 1¾ in.	9.00	7.50	6.00
10 to 12 ft., 1¾ to 2 in.	11.20	9.50	7.50
— pumila, 50'-75' (Zone 4)	Chinese Elm		
Forms symmetrical head. Rapid grower. Good foliage. Does well under city conditions.			
6 to 8 ft.	2.25	1.90	1.50
8 to 10 ft.	3.40	2.80	2.25
9 to 11 ft., 1½ to 1¾ in.	5.25	4.40	3.50
10 to 12 ft., 1¾ to 2 in.	6.75	5.50	4.50
11 to 13 ft., 2 to 2½ in.	9.00	7.50	6.00
12 to 14 ft., 2½ to 3 in.	11.20	9.50	7.50

·[V]·

VARNISHTREE (See KOELREUTERIA)

VIBURNUM americanum (trilobum), 8'-9' (Zone 2)	American Cranberrybush		
Good foliage. Bright scarlet berries all winter. Extremely hardy.			
12 to 18 in.37	.30
18 to 24 in.55	.45
2 to 3 ft.70	.55
3 to 4 ft.80	.70
4 to 5 ft.	1.00	...
— burkwoodi, 4' (Zone 5)	Burkwood Viburnum		
Medium, open growing. Pinkish white flowers, May, June. Very fragrant.			
18 to 24 in., B&B	3.00	2.50	2.00
2 to 2½ ft., B&B	4.10	3.50	2.75
2½ to 3 ft., B&B	4.90	4.05	3.25
3 to 4 ft., B&B	6.00	5.00	4.00
4 to 5 ft., B&B	6.75	5.50	4.50
— carlesi, 4'-6' (Zone 4)	Fragrant Viburnum		
One of the most desirable, semi-dwarf, flowering shrubs, with very fragrant flower clusters of white, shaded pink.			
15 to 18 in., B&B	2.25	1.90	1.50
18 to 24 in., B&B	3.00	2.50	2.00
2 to 2½ ft., B&B	4.90	4.05	3.25
— cassinoides, 5'-6' (Zone 3)	Withe-rod		
White flowers, May-June. Pink berries change to blue. Rich autumn foliage coloring. Good planted near water.			
12 to 18 in.45	.35
18 to 24 in.60	.50
2 to 3 ft.80	.65

Unit Price in Quantities
1-9 10-49 50-249

VIBURNUM chenaulti, 4'-5' (Zone 5)		Chenault Viburnum	
A fine semi-evergreen Viburnum with intensely fragrant flowers in May. Of the same parentage as, but far superior habit to Burkwood Viburnum.			
18 to 24 in., B&B	2.00	2.50	3.00
2 to 2½ ft., B&B	4.10	3.50	2.75
— dentatum, 10'-12' (Zone 2)		Arrowwood	
White flowers, May-June. Blue-black berries. Purple and red autumn coloring. Excellent in wet soil.			
18 to 24 in.50	.40
2 to 3 ft.60	.50
3 to 4 ft.80	.65
4 to 5 ft.	...	1.00	.80
— dilatatum, 8'-9' (Zone 5)		Linden Viburnum	
White flowers in May and June. Scarlet showy berries persisting late. Very handsome.			
18 to 24 in.70	.55
2 to 3 ft.80	.65
3 to 4 ft.	...	1.00	.80
4 to 5 ft.	...	1.25	...
— lantana, 15'-18' (Zone 3)		Wayfaring-tree	
White flowers, May-June. Dark green wrinkled foliage. Red berries changing to black.			
18 to 24 in.50	.40
2 to 3 ft.60	.50
3 to 4 ft.80	.65
4 to 5 ft.	...	1.00	.80
5 to 6 ft.	...	1.25	1.00
— lentago, 18'-20' (Zone 2)		Nannyberry	
White flowers, May, June. Glossy foliage. Blue-black fruits.			
2 to 3 ft.55	.45
3 to 4 ft.70	.55
4 to 5 ft.90	.75
5 to 6 ft.	...	1.10	...
— molle, 10'-12' (Zone 5)		Kentucky Viburnum	
White flowers, May, June. Large, dark green foliage. Good fall coloring.			
18 to 24 in.50	.40
2 to 3 ft.60	.50
3 to 4 ft.80	.65
4 to 5 ft.	...	1.00	.80
— opulus, 9'-10' (Zone 3)		European Cranberrybush	
Very similar in habit of growth and fruit to Viburnum americanum.			
12 to 18 in.37	.30
18 to 24 in.55	.45
2 to 3 ft.70	.55
3 to 4 ft.90	.70
— nana, 18"-24" (Zone 3)		Dwarf Cranberrybush	
Very compact. Rarely flowers.			
4 to 6 in.55	.45
6 to 9 in.75	.60

Please order in multiples of 10 shrubs and other small bare root items. See page 1 for explanation in box.

Unit Price in Quantities
1-9 10-49 50-249

VIBURNUM opulus sterile, 9'-10' (Zone 3) Common Snowball
 White flowers, May, June. Very showy.

12 to 18 in.45	.35
18 to 24 in.55	.45
2 to 3 ft.75	.60
3 to 4 ft.95	.75
4 to 5 ft.	1.10	.90

— **prunifolium, 10'-12'** (Zone 3) Blackhaw
 White flowers, May, June. Blue-black fruits.

18 to 24 in.80	.65
2 to 2½ ft.	1.00	.80
2½ to 3 ft.	1.25	1.00
3 to 4 ft.	1.50	1.25
4 to 5 ft.	2.20	1.75

— **rhytidophyllum, 6'-8'** (Zone 5) Leatherleaf Viburnum
 The best evergreen Viburnum. Its large, crinkled, deep green foliage is especially interesting throughout the winter. Excellent when planted in combination with conifers or other broadleaf evergreens. Here is a broadleaf evergreen which thrives under trees.

15 to 18 in., B&B	2.25	1.90	1.50
18 to 24 in., B&B	3.00	2.50	2.00
2 to 2½ ft., B&B	3.75	3.00	2.50
2½ to 3 ft., B&B	5.25	4.40	3.50
3 to 4 ft., B&B	7.50	6.00	5.00
4 to 5 ft., B&B	10.00	8.00	6.50

— **SETIGERUM** (See *Viburnum theiferum*)

— **sieboldi (japonicum), 9'-10'** (Zone 5) Siebold Viburnum
 White flowers, May, June. Pink fruits changing to black. Rich dark green foliage.

18 to 24 in.55	.45
2 to 3 ft.70	.55

— **theiferum (setigerum), 8'-9'** (Zone 5) Tea Viburnum
 Narrow, upright grower. Very handsome foliage. Brilliant, scarlet berries in clusters. A spectacular fall item.

18 to 24 in.75	...
2 to 3 ft.95	...

— **tomentosum, 7'-8'** (Zone 4) Doublefile Viburnum
 White flowers borne in flat heads, June. Red to black berries.

12 to 18 in.45	.35
18 to 24 in.55	.45
2 to 3 ft.75	.60
3 to 4 ft.95	.75
4 to 5 ft.	1.25	1.00

— **plicatum, 7'-8'** (Zone 4) Japanese Snowball
 Showy white flowers in balls, June. Handsome foliage, with purple autumn coloring.

12 to 18 in.55	.45
18 to 24 in.75	.60
2 to 2½ ft.95	.75
2½ to 3 ft.	1.10	.90
3 to 4 ft.	1.35	1.10



VIBURNUM tomentosum — Doublefile Viburnum. We grow extremely fine Viburnums.

Unit Price in Quantities
1-9 10-49 50-249

VINCA minor, 6"-8" (Zone 5) Periwinkle or Myrtle
Trailing evergreen. Glossy foliage. Blue flowers in spring. Excellent ground cover in sun or shade.
3 in. pots, 2 year30 .25 .20

VITEX macrophylla (latifolia), 3'-4' (Zone 6) Large-leaved Lilac Chaste tree
Lilac flowers, August, September. Gray-green star-shaped leaves. Prefers sun.
18 to 24 in.45 .35
2 to 3 ft.55 .45
3 to 4 ft.70 .55

• [W] •

WEIGELA candida, 7'-8' (Zone 5) Snow Weigela
One of the strongest and fastest growing Weigelas with large, pure white flowers.
18 to 24 in.45 .35
2 to 3 ft.55 .45
3 to 4 ft.70 .55

— **Eva Rathke, 4'-5'** (Zone 5) Redflowered Weigela
Carmine, free-flowering, June-August. Rich foliage.
12 to 18 in.45 .35
18 to 24 in.55 .45
2 to 3 ft.70 .55

Unit Price in Quantities
1-9 10-49 50-249

WEIGELA Gustav Mallot, 6'-7' (Zone 4)	Rose-red Weigela		
One of the hardiest of the good, free-flowering Weigelas.			
18 to 24 in.50	.40
2 to 3 ft.60	.50
3 to 4 ft.75	.60
— nana variegata, 6'-8' (Zone 5)	Variegated Leaf Weigela		
Pale pink flowers; variegated leaves.			
12 to 18 in.45	.35
18 to 24 in.55	.45
2 to 3 ft.70	.55
3 to 4 ft.90	.70
— rosea (florida rosea), 7'-8' (Zone 5)	Pink Weigela		
Pink flowers, June. Strong grower. Good foliage.			
18 to 24 in.45	.35
2 to 3 ft.55	.45
3 to 4 ft.70	.55
4 to 5 ft.90	.70
— Vaniceki, 5'-6' (Zone 4)	Vanicek Red Weigela		
Vigorous growing, red Weigela. Similar in flower and foliage to Eva Rathke. The finest red Weigela. Very hardy.			
15 to 18 in.37	.30
18 to 24 in.55	.45
2 to 3 ft.70	.55
3 to 4 ft.90	.70

WHITE ASH (See **FRAXINUS**)

WHITE KERRIA (See **RHODOTYPOS**)

WILLOW (See **SALIX**)

WINTERCREEPER (See **EUONYMUS**)

WISTERIA floribunda macrobotrys (Multijuga), 35'-50' (Zone 4)	Longcluster Wisteria		
Has long drooping racemes of purple flowers. Unusually fine to cover a trellis or pergola.			
2 year grafts75	..
— alba, 35'-50' (Zone 4)	White Longcluster Wisteria		
Fragrant white flowers.			
2 year grafts90	...

WITCH-HAZEL (See **HAMAMELIS**)

·[Y]·

YELLOWWOOD (See **CLADRASTIS**)

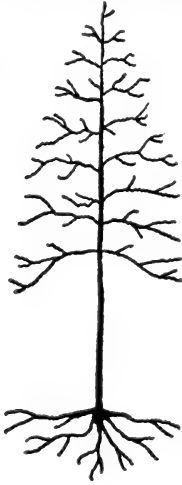
YEW (See **TAXUS**)

·[Z]·


ZANTHORIZA apiifolia, 2'-3' (Zone 4)	Yellowroot		
Good ground cover. Succeeds in dry sandy soil, shady banks, etc. The cut-leaf foliage turns a clear yellow in the fall.			
3 inch pots37	.30
4 inch pots55	.45
ZELKOVA serrata, 50' (Zone 5)	Japanese Zelkova		
A very refined, medium-sized tree with foliage and growth habit much like the American Elm but not susceptible to Dutch Elm disease. Rare and very desirable shade tree.			
3 to 4 ft.	2.25	1.90
4 to 5 ft.	3.00	2.50
5 to 6 ft.	3.75	3.00
6 to 8 ft.	4.90	4.05
8 to 10 ft.	6.75	5.50

During the transplanting process, trees of necessity lose a small portion of the root system they formerly had. To insure rapid, vigorous growth in their new location, the top should be pruned back so that there is a favorable balance of root over top. Damaged branches should be trimmed off below the point of injury. The central trunk or "leader" should be left intact to build a high crown and the side branches should be shortened in by at least one-half their length. This seems harsh treatment but the rapid re-growth which results more than justifies it. Broken roots should be cut off above the break and bruised ends cut off cleanly as they will regenerate more rapidly.


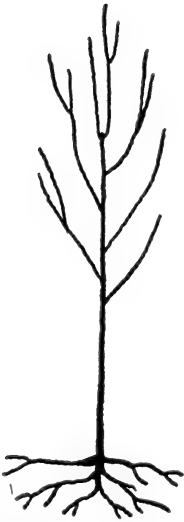
Before Trimming



After Trimming



Pin Oak, Sweet Gum, etc.



Norway Maple, London Plane, Shademaster Locust, etc.

SALES YARD SUGGESTIONS

A properly managed sales yard, or plant market, can be a very profitable operation.

The following suggestions are made to assist you in selecting popular quick-selling varieties and in handling them successfully in your establishment. We will be pleased to help you select the very best plants for your own particular location or requirements.

FLOWERING SHRUBS

Flowering shrubs established in pots or containers are easy to handle, solve your replacement problem, and give you a very long selling season. Moreover, the plants steadily improve in appearance and fullness as the selling season advances. **Pot as early in spring as possible.**

In potting shrubs a No. 2 Cloverset, or similar sized pot is good for the average size shrub. Use a mixture of 1/3 fibrous peat, 1/3 loam or good top soil and 1/3 sand. Spread the roots evenly in the pot and firm the soil as the pot is filled. Leave a rim of pot 1 to 1½" above the soil to facilitate watering.

After potting, soak well with a liquid fertilizer at about ¼ the strength the manufacturer recommends. Place potted plants in a lath house, shaded cold greenhouse, or in a well sheltered area. Shift plants and space out as foliage develops. In caring for all potted material, water thoroughly often enough to keep the soil moist and mellow, but definitely not wet and soggy. Apply liquid fertilizer once a month after growth starts.

SHRUBS — Ideal for Potting

<i>Cercis chinensis</i>	Chinese Redbud
<i>Clethra alnifolia</i>	Summersweet
<i>Deutzia gracilis rosea</i>	Rose panicle Deutzia
<i>Euonymus alatus</i>	Winged Euonymus
<i>Forsythia spectabilis</i>	Showy Border Forsythia
<i>Hydrangea, A.G.</i>	Snowhill Hydrangea
<i>Lonicera tatarica alba</i>	White Tatarian Honeysuckle
<i>Lonicera tatarica rosea</i>	Pink Tatarian Honeysuckle
<i>Lonicera tatarica zabelli</i>	Red Zabell Honeysuckle
<i>Philadelphus lemoine</i>	Lemoine Mockorange (dwarf)
<i>Philadelphus virginalis</i>	Virginal Mockorange
<i>Prunus glandulosa pink</i>	Pink Flowering Almond
<i>Prunus triloba plena</i>	Double Pink Flowering Plum
<i>Rosa hugonis</i> (Shrub-rose)	Golden Rose of China
<i>Spiraea bumalda</i> Anthony Waterer ...	Anthony Waterer Spiraea
<i>Spiraea prunifolia plena</i>	Bridalwreath
<i>Spiraea vanhouttei</i>	Vanhoutte Spiraea
<i>Syringa vulgaris</i>	Common Purple Lilac
<i>Syringa vulgaris alba</i>	Common White Lilac
<i>Syringa vulgaris hybrids</i>	French Hybrid Lilacs
<i>Vitex macrophylla</i>	Large-leaf Lilac Chaste Tree
<i>Weigela Eva Rathke</i>	Redflowered Weigela
<i>Weigela rosea</i>	Pink Weigela

VINES — Ideal for Potting

<i>Euonymus radicans</i>	Wintercreeper
<i>Euonymus radicans colorata</i>	Purpleleaved Wintercreeper
<i>Euonymus radicans vegetus</i>	Bigleaf Wintercreeper
<i>Jasminum nudiflorum</i>	Winter Jasmine

SHADE, ORNAMENTAL AND FLOWERING TREES

New housing has created a remarkable demand for shade and flowering trees. Sales yard operators can capitalize on this demand because potted trees are easy to handle, thrive after planting and can be sold throughout the entire spring season and on into summer. It is best to pot small sized trees for the cash and carry business. Large sizes require too heavy a container and will not go in or on a passenger car.

For potting small trees the No. 4 Cloverset pot, or its equivalent is a good size. Use the same potting soil mixture and procedure as for shrubs. After potting soak thoroughly with liquid fertilizer at $\frac{1}{4}$ the strength the manufacturer recommends.

Place potted trees under a high lath shade, or in a protected location and space out as foliage and branches develop. Stake slender or weeping trees with a light bamboo cane. Fertilize with liquid fertilizer once a month.

The following list of trees covers the best varieties for potting and the sizes recommended are easily re-established and handled.

TREES — Ideal for Potting

<i>Acer platanoides</i> , 6/8'	Norway Maple
<i>Acer platanoides</i> Crimson King, 4/5', 5/6' & 6/8'	Crimson King Maple
<i>Acer platanoides</i> schwedleri, 6/8'	Schwedler Maple
<i>Acer rubrum</i> , 6/8'	Red or Scarlet Maple
<i>Betula alba</i> , 4/5', 5/6'	European White Birch
<i>Crataegus mollis</i> , 5/6'	Downy Hawthorn
Shademaster Locust (Plant Patent No. 1515)	
Summershade Maple (Plant Patent No. 1748)	
Cole's Sunburst Locust Whips (Plant Patent No. 1313)	
Moraine Locust Whips (Plant Patent No. 836)	
<i>Malus</i> assorted, 4/5' & 5/6'	Flowering Crab
<i>Platanus acerifolium</i> , 6/8'	London Planetree
<i>Prunus</i> Newport, 3/4'	Purpleleaf Plum
<i>Prunus subhirtella pendula</i> , 4/5' & 5/6'	Weeping Japanese Cherry
<i>Prunus Kwanzan</i> , 4/5' & 5/6'	Double Pink Flowering Cherry
<i>Salix elegantissima</i> , 5/6' & 6/8'	ThurLOW Weeping Willow

EVERGREENS AND OTHER BALLED AND BURLAPPED PLANTS

Balled and burlapped plants are of course "tailor made" for the plant market. They are in good demand and are easy to handle.

Display them under a lath house, or in a suitable partially shaded or protected area. Cut the strings around the branches

as soon as they are received. Heel the balls in neat beds of peat moss or sawdust. Moderately raised beds make the plants appear at their best. Label each plant individually as to variety and price.

As soon as active growth begins in the spring, spray every two weeks with a foliar feeding spray at 1/2 the manufacturer's recommended dilution, or inject the mixture into the balls with a root feeding needle. Plenty of nitrogen is necessary to maintain good foliage color in B&B plants growing actively.

The following list covers the most popular and profitable varieties.

Balled and Burlapped Plants

<i>Abelia grandiflora</i>	Glossy Abelia
<i>Azalea amoena</i>	Amoena Azalea
<i>Azalea hinodegiri</i>	Hinodegiri Azalea
<i>Azalea Kaempferi</i> Hybrids	Assorted Colors
<i>Chamaecyparis plumosa</i>	Plume Retinospora
<i>Chamaecyparis plumosa aurea</i>	Golden Retinospora
<i>Ilex convexa</i>	Convex Leaved Holly
<i>Ilex microphylla</i>	Little Leaved Holly
<i>Juniper chinensis glauca hetzi</i>	Hetz Blue Juniper
<i>Juniper chinensis pfitzeriana</i>	Pfitzer Juniper
<i>Juniper hibernica</i>	Irish Juniper
<i>Juniper excelsa stricta</i>	Spiny Greek Juniper
<i>Kalmia latifolia</i>	Mountain Laurel
<i>Magnolia soulangeana</i>	Saucer Magnolia
<i>Mahonia aquifolia</i>	Oregon Holly Grape
<i>Taxus cuspidata</i>	Spreading Japanese Yew
<i>Taxus cuspidata nana</i>	Dwarf Japanese Yew
<i>Taxus media hatfieldi</i>	Hatfield Yew (upright)
<i>Thuja occidentalis globosa</i>	Globe Arborvitae
<i>Thuja occidentalis nigra</i>	Dark American Arborvitae
<i>Thuja occidentalis pyramidalis</i>	Pyramidal Arborvitae
<i>Thuja orientalis aurea nana</i> (Golden Biota)	Berckman's Golden Arborvitae

A HELPFUL SERVICE

WHAT SHALL I PLANT?

To assist in the proper selection of plant material for various conditions, uses and requirements, and to easily classify plants as to fruit, colors, and other characteristics, we refer you to the following lists.

All plants recommended are offered in this catalogue and the use of this reference will enable you to quickly and easily arrive at the proper variety list to cover your needs for any special or unusual requirements.

For a Quick-Growing Screen

TREES

Acer dasycarpum	Populus in variety
Chamaecyparis pisifera and varieties	Pseudotsuga douglasi
Picea excelsa	Salix in variety
Pinus strobus	Thuja occid. pyramidalis
Pinus sylvestris	Thuja occidentalis nigra
	Tsuga canadensis

SHRUBS

Eleagnus angustifolia	Photinia villosa
Euonymus bungeanus	Physocarpus opulifolius
Ligustrum ibota	Rhamnus frangula
Ligustrum ovalifolium	Viburnum lantana
Lonicera in variety	Viburnum lentago

For a Formal Clipped Hedge

TREES

Acer campestre	Picea excelsa
Acer ginnala	Pinus strobus
Carpinus carolinianum	Taxus in variety
Crataegus cordata	Thuja occidentalis and varieties
Crataegus crusgalli	Tsuga canadensis
Crataegus oxyantha	

SHRUBS

Berberis thunbergii	Ilex crenata microphylla
Buxus sempervirens	Ligustrum ibolium
Euonymus alatus	Ligustrum ovalifolium
Euonymus alatus compactus	Pyracantha coccinea lalandi
Euonymus radicans vegetus	Rhamnus cathartica
Ilex crenata bullata	Rhamnus frangula

For an Informal, Flowering or Fruiting, or Evergreen Hedge

Berberis in variety	Rosa hugonis
Cydonia japonica	Rosa rubiginosa
Deutzia gracilis	Rosa rugosa
Deutzia lemoinei	Spirea bum. Anthony Waterer
Euonymus patens	Spirea thunbergi
Forsythia spectabilis	Spirea Van Houttei
Hibiscus syriacus	Sorbaria aitchisoni
Juniperus pfitzeriana	Syringa alba
Juniperus hetzi	Syringa vulgaris
Lonicera (bush forms)	Taxus browni
Mahonia aquifolia	Taxus hatfieldi
Philadelphus coronarius	Viburnum dentatum
Philadelphus lemoinei	Viburnum lantana
Rhodotypos kerrioides	Viburnum tomentosum

For a Wet Location

TREES

Evergreen

Chamaecyparis thyoides
Thuja occidentalis and varieties
Tsuga canadensis

Carpinus caroliniana
Liquidambar styraciflua
Magnolia glauca
Nyssa sylvatica
Platanus occidentalis
Populus in variety
Quercus palustris
Salix in variety
Tilia americana
Ulmus americana

Deciduous

Acer dasycarpum and types
Acer rubrum
Amelanchier canadensis

SHRUBS

Aronia arbutifolia
Benzoin aestivale
Cephalanthus occidentalis
Chionanthus virginica
Clethra alnifolia
Cornus alba
Cornus amomum
Cornus stolonifera
Hypericum densiflorum
Ilex glabra

Ilex verticillata
Rosa lucida
Rosa palustris
Salix in variety
Spirea tomentosa
Viburnum americanum
Viburnum cassinoides
Viburnum dentatum
Viburnum lentago
Viburnum opulus

For a Dry Location

TREES

Acer campestre
Acer ginnala
Ailanthus glandulosa
Betula populifolia
Celtis occidentalis
Fraxinus lanceolata
Gleditsia varieties

Koelreuteria paniculata
Pinus strobus
Pinus sylvestris
Quercus coccinea
Quercus macrocarpa
Sophora japonica
Ulmus pumila

For a Dry Location

SHRUBS

Acanthopanax pentaphyllum	Lonicera tatarica varieties
Amorpha fruticosa	Lycium chinense
Ceanothus americanus	Potentilla fruticosa
Caragana arborescens	Prunus maritima
Colutea arborescens	Rhamnus frangula
Cornus paniculata	Rhus in variety
Eleagnus angustifolia	Robinia hispida
Eleagnus longipes	Rosa nitida
Juniperus chin. sargentii	Rosa rugosa
Juniperus communis and varieties	Tamarix parviflora
Juniperus horiz. douglasi	Tamarix pentandra
Ligustrum in variety	Viburnum prunifolium

Berry-Bearing Trees and Shrubs

RED BERRIES

Aronia arbutifolia	Ilex verticillata
Benzoin aestivale	Lonicera maackii
Berberis thunbergii	Lonicera morrowii
Cornus florida	Lonicera tatarica
Cornus kousa	Magnolia glauca
Cornus mas	Malus hopa
Cotoneaster dielsiana	Malus sargentii
Cotoneaster divaricata	Photinia villosa
Cotoneaster franchetti	Pyracantha cocc. lalandi
Cotoneaster horizontalis	Rhus canadensis
Cotoneaster horiz. perpusilla	Rosa blanda
Cotoneaster rotundifolia	Rosa palustris
Cotoneaster salicif. floccosa	Rosa rubiginosa
Cotoneaster simonsi	Rosa rugosa
Crataegus coccinea	Sorbus aucuparia
Crataegus cordata	Symphoricarpos chenaultii
Crataegus crusgalli	Symphoricarpos vulgaris
Eleagnus longipes	Viburnum americanum
Euonymus alatus	Viburnum dilatatum
Euonymus alatus compacta	Viburnum opulus
Euonymus europaeus	Viburnum theiferum
Euonymus radicans vegetus	Viburnum wrightii
Ilex opaca	

BLACK BERRIES

Amelanchier canadensis	Rhamnus cathartica
Aronia melanocarpa	Rhamnus frangula
Berberis verruculosa	Rhodotypos kerrioides
Cotoneaster acutifolia	Viburnum acerifolium
Ilex crenata convexa	Viburnum lantana
Ilex crenata microphylla	Viburnum lentago
Ilex glabra	Viburnum prunifolium
Ligustrum ibota	Viburnum sieboldii
Ligustrum regelianum	

WHITE BERRIES

Cornus alba (sibirica)	Myrica carol. (gray)
Cornus stolonifera	Pachysandra terminalis
Cornus paniculata	Symphoricarpos racemosus

Berry-Bearing Trees and Shrubs

DEEP BLUE-BLACK BERRIES

Berberis julianae	Viburnum cassinoides
Berberis triacanthophora	Viburnum dentatum
Callicarpa japonica	Viburnum molle
Callicarpa purpurea	Viburnum nudum
Cornus amomum	

Small or Dwarf Plants for the Border

Abelia grandiflora	Juniperus (spreading types)
Acer palmatum and varieties	Leucothoe catesbaei
Azalea amoena	Mahonia aquifolium
Azalea hinodegiri	Pachysandra terminalis
Berberis triacanthophora	Pieris floribunda
Berberis verruculosa	Pieris japonica
Buxus	Potentilla varieties
Ceanothus americanus	Prunus glandulosa
Cotoneaster horiz. perpusilla	Rosa nitida
Cotoneaster microphylla	Spirea bum. Anthony Waterer
Deutzia gracilis	Spirea thunbergi
Deutzia lemoinei	Stephanandra flexuosa
Diervilla sessilifolia	Symphoricarpos (various)
Euonymus radicans and varieties	Taxus cuspidata nana
Hypericum moserianum	Thuja (dwarf & globe forms)
Ilex convexa (bullata)	Viburnum opulus nana
Ilex crenata microphylla	Zanthorhiza apiifolia

For a Smoky, Dusty, City Situation

TREES

Acer platanoides	Gleditsia Shademaster
Acer plat. Summershade (P.P. #1748)	(P.P. #1515)
Ailanthus glandulosa	Phellodendron species
Carpinus betulus	Pinus nigra austriaca
Celtis occidentalis	Pinus sylvestris
Crataegus crugalli	Platanus orientalis
Ginkgo biloba	Populus eugenie and maximowiczii
Gleditsia triacanthos varieties	Sophora japonica

SHRUBS

Acanthopanax pentaphyllum	Lonicera fragrantissima
Aralia spinosa	Lonicera morrowi
Berberis thunbergi	Physocarpus opulifolius
Colutea arborescens	Rhodotypos kerrioides
Crataegus cordata	Spiraea Van Houttei
Forsythia in variety	Symphoricarpos in variety
Ilex crenata	Syringa vulgaris
Ilex microphylla	Viburnum cassinoides
Ligustrum in variety	

For Partially Shaded Locations

TREES

Acer ginnala	Magnolia glauca
Amelanchier canadensis	Ilex opaca (Evergreen)
Chionanthus virginica	Oxydendron arboreum
Cornus florida and rubra	Tsuga canadensis (Evergreen)
Halesia tetraptera	

SHRUBS

Abelia grandiflora	Calycanthus floridus
Acanthopanax pentaphyllum	Cephalanthus occidentalis
Aronia species	Cercis canadensis and chinensis
*Benzoin aestivale	Clethra alnifolia
Berberis julianae	

For a Partially Shaded Location

SHRUBS

- | | |
|---------------------------------|--------------------------|
| Cornus alternifolia | Pachysandra terminalis |
| Cornus mas | Pieris floribunda |
| Diervilla sessilifolia | Pieris japonica |
| Euonymus fortunei and varieties | Potentilla fruticosa |
| *Hamamelis | Pyracantha cocc. lalandi |
| *Hedera helix | *Rhododendron maximum |
| Hydrangea arborescens grand. | Rhodotypos kerrioides |
| Hydrangea quercifolia | Stephanandra flexuosa |
| Hypericum aureum | *Symphoricarpos |
| Ilex crenata microphylla | Taxus baccata repandens |
| Ilex glabra | Taxus cuspidata |
| *Kerria japonica | Viburnum acerifolium |
| *Kalmia | Viburnum lentago |
| *Leucothoe cataesbaei | Viburnum opulus |
| Ligustrum ibota regelianum | Viburnum prunifolium |
| Ligustrum ovalifolium | *Vinca minor |
| Lonicera fragrantissima | Zanthorhiza apiifolia |
| Lonicera morrowi | (*tolerates dense shade) |
| *Mahonia aquifolia | |

Trees for Avenues and Streets

Habit—Tall, formal and heavy

- Acer platanoides
- Acer plat. Summershade
(P.P. #1748)
- Acer saccharum
- Liriodendron tulipifera
- Platanus orientalis
- Quercus rubra
- Tilia americana
- Tilia tomentosa

Habit—Tall, medium to light textured

- Acer dasycarpum
- Acer rubrum
- Ailanthus glandulosa
- Fraxinus americana
- Fraxinus lanceolata
- Ginkgo biloba

- Gleditsia triac. Shademaster
(P.P. #1515)
- Quercus coccinea
- Quercus palustris
- Ulmus americanum

Habit—Medium height for narrow, residential street

- Acer campestre
- Acer plat. columnare
- Betula alba
- Celtis occidentalis
- Cercidiphyllum japonicum
- Koelreuteria paniculata
- Liquidambar styraciflua
- Phellodendron chinense
- Prunus Kwanzan
- Prunus yedoensis
- Sophora japonica
- Sorbus aucuparia
- Tilia cordata

For Seashore Locations

TREES

- | | |
|------------------------|-----------------------|
| Acer pseudoplatanus | Pinus thunbergi |
| Amelanchier canadensis | Platanus acerifolium |
| Ilex opaca | Populus alba bolleana |
| Nyssa sylvatica | Populus eugenei |

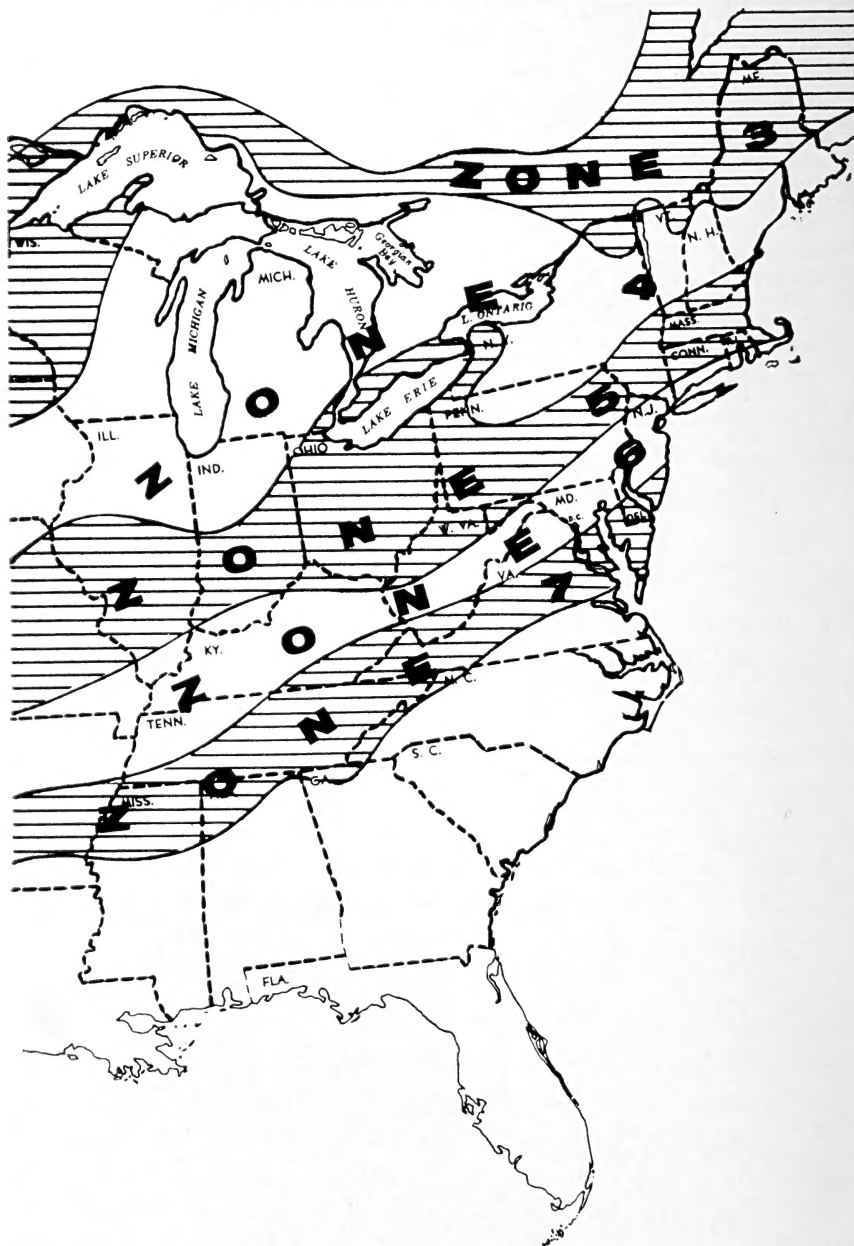
SHRUBS

- | | |
|-----------------------------|-----------------------|
| Aronia arbutifolia | Myrica pennsylvanicum |
| Clethra alnifolia | Prunus maritima |
| Eleagnus angustifolia | Rhus species |
| Eleagnus umbellata | Rosa rugosa |
| Hibiscus syriacus | Rosa blanda |
| Hydrangea Otaksa | Rosa wichuriana |
| Ilex glabra | Syringa vulgaris |
| Juniperus horiz. Bar Harbor | Tamarix species |
| Juniperus horiz. plumosa | Viburnum dentatum |
| Ligustrum ovalifolium | |

HARDINESS ZONES

of the

UNITED STATES



MAP OF CLIMATIC ZONES 3-7

After each plant name, zone of hardiness is indicated.
 Many other factors besides winter temperature influence the hardiness and growth of certain plants.

SPECIAL OFFER

ASSORTED SHRUBS AND GROUND COVERS

Our selection includes all desirable varieties for landscape plantings.

Many of our customers have asked for assorted plants where the varieties do not have to be specified. We are, therefore, offering three groups of plants this season. The varieties used will naturally be made up of items that we have in good supply at the time.

	100 or more	1000 or more
GROUP A—Shrubs, 2 yr. Average 2 ft. or more, including many good ornamental varieties of Cornus, Deutzia, Spirea, Lonicera and others40	.35
GROUP B—Shrubs, 3 yr. average 3 ft. or more, including many good ornamental varieties as above45	.40
GROUP C—Ground Covers, 2 yr. Average 15 in. or more, including many excellent low-growing, woody ground covers35	.30

We may also from time to time have special offers of assorted SHADE TREES, SMALL EVERGREENS, or other items. Consult us first and take advantage of the savings involved.



PRINCETON PRODUCTS ARE QUALITY PRODUCTS