

# **Historic, Archive Document**

Do not assume content reflects current scientific knowledge, policies, or practices.



62.09

1922


LIBRARY  
RECEIVED  
★ MAR 18 1922 ★  
U.S. Department of Agriculture

# Fresno Seed Company

*Catalog*

For

“SEEDS THAT GROW”



2036 Fresno Street

FRESNO  
CALIFORNIA





**CALL UP  
PHONE 31**

And we will take  
care of your  
**LUMBER Wants**

**WE HAVE LOW GRADE CHEAP  
LUMBER  
For use in Chicken Houses and  
Hog Pens**

**We Also Have First Class Lumber at  
Reasonable Prices**

**C. S. Pierce Lumber Company**

Yards at

**Fresno**

**Kerman**

**Biola**

# Vegetable Seeds

The Catalogue is intended as a guide for the AMATEUR gardener as well as an indicator of prices for the MARKET gardener. The cultural instructions given are intended more especially for Central California. Only varieties known to thrive here are mentioned in the following pages.

## ARTICHOKES

Plant from January to March.

One ounce will produce five hundred plants. Sow in drills one foot apart and one inch deep, in moist, rich soil, and transplant to permanent beds, allowing a space of three feet between the rows and four feet between each plant. Liberal treatment will insure fine heads; and when once established the plant bears for many years.

**Large Green Globe**—The best for general cultivation; per oz. \$1.20; per lb. \$12.00.

**Jerusalem Artichokes**—Well known throughout the country. The roots are esteemed for pickling; are a profitable crop to grow for feeding hogs, the yield often exceeding one thousand bushels per acre. Write for prices.

---

## ASPARAGUS

Plant from January to April.

One ounce will produce six hundred plants, and sow sixty feet of drill. Sow in rows a foot apart. Keep carefully hoed and clear from weeds and the plants will be in condition to set out when one year old. The soil for the permanent beds should be thoroughly manured and trenched to depth of at least two feet. Plant in rows three feet apart and one foot between the plants in the rows; spread the roots well out, and then let the crown of the plant be covered about six or eight inches when established. Previous to sowing the seeds soak in tepid water for twenty-four hours.

**Conover's Colossal**—A large early variety; the best for general use; per oz. 15 cents; per lb. \$1.50

**Palmetto**—Good keeper, grows rapid, immense stocks; per oz. 15 cents; per Lb. \$1.50



## BEANS

## DWARF OR BUSH

Plant after danger of frost is past, in rich, mellow loam, or highly manured soil, finely pulverized. The bush varieties yield best when planted four to six inches apart in two and one-half to three feet rows. Keep the ground moist and cultivate thoroughly, being careful not to work among nor handle them when wet or damp with rain or dew. Cover two inches deep.



Golden Wax

**Canadian Wonder** — A hardy and thrifty variety bearing long green pods of fair quality. The seed is a rich mahogany red and very attractive. Pkt. 10c; lb. 35c; 10 lbs. \$3.00.

**Burpee's Bush Lima**—This bean has become very popular with the market gardener in all irrigation districts because it is earlier and more easily grown. There are no vines in the way when irrigating and cultivating. It is enormously prolific and keeps bearing a long time; 35c lb.

**Long Yellow Six Weeks**—Extra early; similar to the Mohawk, except in color of seed, which is yellowish drab; pods tender; good for general crop; 35 cts. lb.

**Refugee, or Thousand to One**—Hardy, abundant bearer; thick and tender; one of the best late planting; also for pickling, for which it is very extensively cultivated; 35 cts. lb.

**Early Red Valentine**—This variety is usually ready 35 days after planting. Pods are round, thick and fleshy, with very little string, of finest quality and unequalled in uniformity of ripening, which latter fact, combined with its earliness, makes it a profitable garden sort; pkt. 10 cts.; lb. 35 cts.

**Golden Wax**—Pod golden wax color; early and stringless; an excellent variety; 35 cents per lb.

**Black Wax**—Pod yellow, and remains in a marketable condition longer than any other; 35 cents per lb.

**English or Broad Windsor**—This is not a string bean of any sort, but a well-known, popular variety with many farmers. Familiarly known as the Horse Bean. Pkt. 10c; lb. 35c; market fluctuates on 100 lbs. from \$12 to \$13.

**Burpee's Stringless Green-Pod**—The earliest and most hardy, absolutely stringless. The pods are a rich green, very round and straight, 5 inches long, solid, meaty and broad; readily marketed; pkt. 10 cts; lb. 35 cts.



Burpee's Stringless Green Pod



## BEANS

One pound will plant fifty hills; thirty pounds will plant an acre. The soil should be mellow, rich and warm. Lay the ground out in hills four feet apart each way, and set poles eight or ten feet long firmly in the hills before putting in the seed. Plant five or six beans in a hill and cover about two inches deep; leave three healthy plants at each pole, and when a few inches high draw a little earth around them as support. Use the cultivator freely to keep the soil mellow and clean.



Kentucky Wonder

**Kentucky Wonder**—Bears extremely long and very fleshy, succulent pods, round, thick and remarkably tender. From specimens that we have grown and examined it would seem that all that is desirable in a pole bean is to be found in the Kentucky Wonder; 30 cts. lb.

**Lazy Wife**—One of the best pole beans for snaps. The large, fleshy pods are five or six inches long and entirely stringless when young, have a rich buttery flavor. When nearly matured they are delicious when shelled and cooked while yet green. The dry beans, too, are unsurpassed by any. The seed is white, nearly round and some larger than a pea; 30 cts. lb.

**London Horticultural, or Speckled Cranberry**—Very desirable for the family garden; vines vigorous, bearing light green pods, streaked with red. The bean is large, oval, cream colored, beautifully splashed with red, and has no superior, green shelled or dry; 25 cents per lb.

**White Seeded Kentucky Wonder**—This variety of the many pole beans may truly be termed the Market Gardener's Money-Maker. It is as hardy and rust-resistant as the Canadian Wonder or Black Valentine, yet tender as the Old Homestead. In the South where earliness and lateness mean so much to the market gardener, the White Seeded Kentucky Wonder is far ahead of other varieties. It is enormously prolific of firm pods that withstand shipping to almost any part of the United States. It matures ten days earlier than the Brown Seeded Kentucky Wonder. The seed is pure white, and on that account is a profitable commercial bean; pkt. 5 cts.;  $\frac{1}{2}$  lb. 25 cts.; lb. 40 cts. prepaid; 10 lbs. \$3.00 f. o. b. here.

**Celestial or Yard Long**—A good table bean as well as a curiosity. It is very prolific and rank grower. Should have ample arbor to climb upon. It should be grown more extensively in the home garden. It is of Chinese origin and one of the best vegetables emanating from that source; lb. \$1.75.

**Kentucky Wonder Wax**—Its popularity as a home garden bean has reached nation-wide proportions, and today is offered by nearly every seedsman in the United States. It commences to bear when scarcely higher than the average bush variety, and keeps on producing until killed by frost. It is rampant grower, one plant filling a pole with a mass of vines densely loaded with luscious beans. They are firm, entirely stringless, and when cooked deliciously rich and buttery. The seed is brown, closely resembling that of the Kentucky Wonder. Plant from April to August; pkt. 5 cts.; lb. 40 cts.


**Lima, King of the Garden**—One of the best and most popular main crop varieties. It is medium early and has very long pods,  $5\frac{1}{2}$  to  $6\frac{1}{2}$  inches long, which are filled with four or five good-sized beans. The pods are very straight and handsome, and the fine, hardy vines bear abundantly; pkt. 15 cts.; lb. 30 cts.



## BEETS

Plant from September to March.

One ounce will sow fifty feet of drill; five pounds will sow an acre. Rich, deep soil not too recently manured is best for this crop; sow about one inch deep in drills fifteen inches apart, and when well established thin the plants to six inches apart in the rows.



Early Blood Turnip

**Crosby's Egyptian** — New. Upright-growing tops, with few leaves and small neck; firm-fleshed and perfectly shaped roots, with dark red, tender, crisp, sweet flesh, make this an ideal early and general market sort, popular alike with grower and consumer; oz. 10 cts.; lb. 75 cts.

**Early Blood Turnip**—Of large growth. Flesh very tender and retains its blood-red color when cooked. On account of its tall leaves it is a favorite summer time beet with market gardeners; oz. 10 cts.; lb. 75 cts.

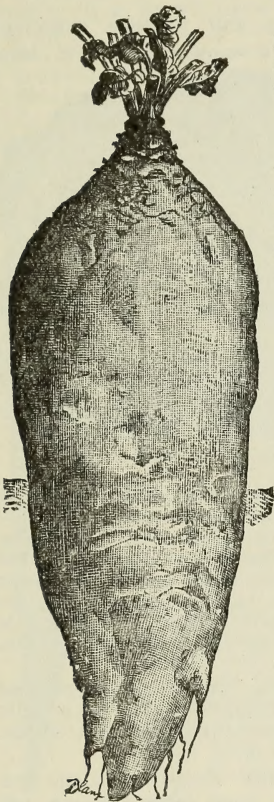
**Eclipse**—Is a favorite for the family garden, very sweet, tender and of fine texture; oz. 10 cts.; lb. 75 cts.

**Crimson Globe**—This splendid variety has now been grown quite extensively in many sections of the country and the many good reports received from old customers indicate that it gives most thorough satisfaction. It is of medium size, generally about three inches in diameter, very handsome in shape, with a remarkably smooth surface. It has a very small tap-root. Gardeners prefer it for summer planting because the large foliage protects the beet; oz. 10 cts.; lb. 75 cts.

## MANGEL WURZEL or STOCK BEETS

Five or six pounds will sow one acre. The seed should be planted in rows two feet apart and thinned to eight inches in the rows. To obtain the best results from the crop use deep soil, well plowed. The value of beets for stock feeding cannot be overestimated. The results from their use are clearly shown in the improved health and condition of the animals, the increased yield of milk in cows, and the great saving of hay. They can be raised at a very trifling cost, and yield immensely, the Red Mangels often yielding from fifty to one hundred tons per acre. The seed will sprout better if soaked twenty-four hours in warm water before planting. While Beets yield much heavier in rich soil, yet they produce immense results on soil strongly impregnated with alkali, even where the alkali is so strong that trees or vegetation do not thrive.





Giant Half Sugar

**Giant Half Sugar Mangel**—A distinct type of beet, producing roots of enormous size of the highest feeding value. It is a cross between a mangel and sugar beet; globe shaped; lb. 60 cts.

**Improved Mammoth Long Red**—Our stock is a great improvement on the old variety. The roots are very large, uniformly straight and well formed; color deep red, roots solid, tops small; produce an immense bulk and tonnage; lb. 60 cts.

**Klein Wanzleben**—This splendid sugar beet is one of the greatest milk producing roots known; in shape conical, straight and even, large at the head and rapidly tapering. Every stock raiser should plant this fine sort; lb. 60 cts.

This variety also excellent for stock feeding.

**Golden Tankard Mangel Wurzel**—Ovoid in shape; grows to a large size and it produces an astonishingly large crop; the flesh is of bright yellow, very nutritious and said to be preferred by stock to any other; can be grown successfully on shallower soil than the Long Red Mangels and is easier gathered; 10 cents per oz.; 60 cents per lb.

## BRUSSELS SPROUTS

The seed should be sown in the spring, and the plants cultivated like cabbage; the heads are improved by frost. An ounce of seed will produce 2,000 plants.

**Improved Dwarf**—Very productive, tender and of rich flavor; oz. 15 cts.; lb. \$2.00.


## BROCCOLI

Requires the same treatment as cauliflower. The heads are tender, white, and of delicate flavor. An ounce of seed will produce about 2,000 plants.

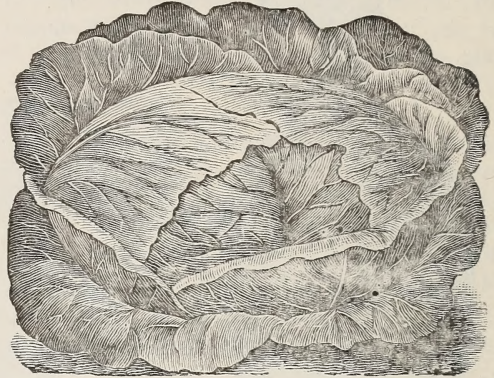
**White Cape**—Creamy white, medium, compact, sure to form, delicate flavor; pkt. 5 cts.; oz. 35 cts.

## CABBAGE

One ounce will produce 3,000 plants, five ounces will produce sufficient plants for an acre. Commence to sow the seed of the early varieties in July, and each following month until January, for succession. Transplant as soon




Early York



Premium Flat Dutch

as large enough to fresh, rich soil in rows two feet apart and eighteen inches in the rows. For late use, sow the Drumhead sorts in spring and transplant to well manured ground three feet each way. In planting Cabbage or Cauliflower care should be observed that the stem is set under the ground as far as the first leaf. The ground should be well worked to produce good heads, and hoed as many as three times during the season, drawing the earth slightly about the stems. Should the cabbage worm or other insect pests annoy, Insecticide is safe, easily applied and effectual. Do not delay in thus removing any insects that may appear.



Winnigstadt

**Winnigstadt**—Medium to large conical-shaped heads, very solid; an old and entirely reliable variety which has not been supplanted in public favor; 30 cts. per oz.; \$3.00 per lb.

**Late Flat Dutch**—This is superior to any other late Cabbage in cultivation, when large acres are planted for shipping. It possesses all the good qualities of the Late Flat Dutch, and is a sure header; oz. 30 cts.; lb. \$3.00.

**Danish Ballhead**—Since our introduction of this short-stemmed type of the Danish Ballhead, it has rapidly grown into popularity with both the grower and the shipper. Why? Because it is a sure header, adaptable to all soils, rarely shoots to seed even in most unfavorable conditions. Heads are solid and uniformly round. It is a good shipper and is not surpassed for table use; oz. 40 cts.; lb. \$5.00.

**Jersey Wakefield**—This is not so pointed as the ordinary Wakefield, but is equally as early and a more reliable header; 30 cts. per oz.; \$3.00 per lb.

**Large Early York**—Larger than the preceding and a few days later; 40 cts. per oz.; \$5.00 per lb.

**Drumhead**—An old favorite, with broad, flat, compact heads; 30 cts. per oz.; \$3.00 per lb.

**Early Flat Dutch**—Selected strain of immense size, and a sure header; tender, crisp and of delicious flavor; 30 cts. per oz.; \$3.00 per lb.



**Copenhagen Market**—Our European grower has given great praise to this variety. It is grown more extensively for the markets of Northern Europe than any other variety. It excels because of its extreme tenderness and delicious flavor, which is compared with cauliflower. We give it urgent recommendation to growers for the home market and for home gardens; oz. 30 cts.; lb. \$3.00.

**Chinese Cabbage (Wong Bok)**—This delicious vegetable should be more generally used. When boiled with meat, it is much better than either Cabbage or Turnips. As a salad or cold-slaw it is excellent. Every home garden should have a plot of Chinese Cabbage. Grow it exactly as you do lettuce; oz. 50 cts.; lb. \$5.00.

**CARROTS**

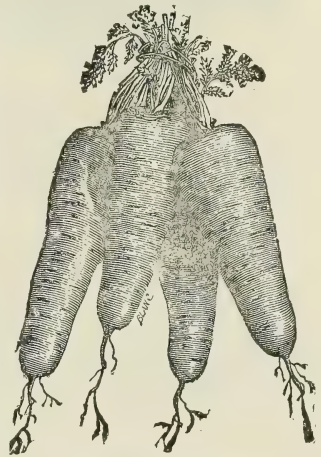
Sow any time during the year, in rows 15 inches apart.

Cover one-half inch to one inch deep. Soil should be rich and loose. Seeds germinate slowly, sometimes taking three weeks for plants to appear. Three pounds to the acre; one ounce to 150 feet of row.



**Long Orange**—The leading large scarlet-fleshed variety. The flesh is similar to that of the Ox Heart. It is grown more extensively for stock-feeding, as it yields a larger crop. This variety, as well as the Finest Improved Long Orange and White Belgian, require deeper and richer soil than the smaller kinds to secure the best results; 10 cts. per oz.; 75 cts. per lb.

**Danver's Orange, Half Long**—In form, about midway between Long Orange and Short Horn; it is of a rich, dark orange color; very smooth and handsome, and easier to dig than most carrots, first-class in every respect, both for the garden and field crop; 10 cts. per oz.; 75 cts. per lb.



Long Orange

Danver's Half Long

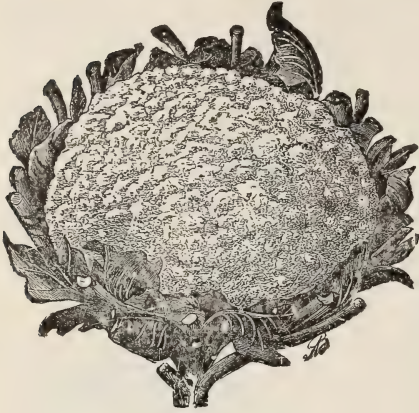
**Large White Belgian**—Extensively grown for stock-feeding; the most productive of all; grows much above ground, so that the entire crop can be pulled by hand. The White Belgian has recently been much improved, and is now larger and of finer quality than formerly; 10 cts. per oz.; \$1.00 per lb.

**Oxheart**—Beautiful shape and color. The roots generally attain four or five inches in length and about three inches in diameter. Quality first rate, very tender, like the Early Gem, is the market gardener's favorite; oz. 10 cts.; lb. 75 cts.

**Early French Forcing**—A small sort, but desirable on account of its extra early habit; oz. 10 cts.; lb. \$1.00.

**CAULIFLOWER**

**Culture**—Prepare the soil as for cabbage. Seed may be sown from June to the following March. Transplant when the plants are six to seven weeks old. When the stems have become hardened in the bed they will be likely to head prematurely. Set out the plants 18 inches apart, in rows three feet apart. Cauliflower should be kept growing constantly as it may be injured by a check in any period of its growth, and go to seed; hence, irrigate freely. One ounce of seed produces 2,000 plants; six ounces to plant one acre.



Early Snowball

**Danish Giant or Dry Weather**—Dry Weather Cauliflower merits the confidence of all growers as an all-year-round variety. It has proven conclusively to be the best for early planting. We give it special recommendation for the first early and late planting. It requires rich soil and good cultivation, but will withstand more drought than any other variety. 1 oz. \$1.50; lb. \$15.00.

**Extra Early Snowball**—Has proven perfectly satisfactory for the past twelve years. Planted in June it can be marketed in November. It is the best cauliflower yet offered by any seed house. We have one customer who has bought ten pounds of this seed for twelve consecutive years. He grows it in peat lands and always plans to

market his crop from November 20th to January 1st; pkt. 25 cts.;  $\frac{1}{4}$  oz. 75 cts.; oz. \$2.50;  $\frac{1}{4}$  lb. \$8.00;  $\frac{1}{2}$  lb. \$14.00; lb. \$25.00, postpaid.

## CELERY

Sow from January to June.

One ounce will produce seven thousand plants. Sow in light, rich soil in shallow drills and cover the seed lightly with finely sifted mold. Plant the seedlings out into beds of very rich soil, three inches apart. Water freely and shade from sun until established. When the plants are five to six inch high transplant to rows three to four feet apart, according to variety, allowing eight inches between the plants in the row. Cultivate freely and earth up to blanch the stems.

**Golden Self-Blanching**—California grown. An early sort of rich golden color and exquisite flavor; easily blanched; 70 cts. per oz.; \$7.00 per lb.

French grown. \$1.50 per oz.; \$15.00 lb.

**White Plume**—An excellent early variety, tender, crisp, of mild, pleasing flavor; not a good keeper; 25 cts. per oz.; \$2.50 per lb.

Golden  
Self-Blanching

## CORN

### SWEET OR SUGAR

Plant in the warm spring.

One pound will plant one hundred hills; eight pounds will plant one acre. Plant in hills three feet apart each way, covering about half an inch, and thin out to three plants to a hill. Field varieties should be planted four feet apart each way.





**Early Mammoth  
Sweet**

**Early Mammoth Sweet**—Produces the largest ears of any variety, which are filled to the tip with large, full kernels; sweet, tender and delicious, the most popular variety for canning; also good for market or home use; the leading variety for a large and certain crop; 25 cts. per lb.

**Stowell's Evergreen**—Remarkable for remaining a long time in a fresh condition, suitable for the table; hardy and productive and the best late variety for general use; also very tender and sugary; 25 cts. per lb.

**Black Mexican**—One of the sweetest and best for the table; remarkably productive and well suited to a warm climate; white and beautiful when in condition for cooking, but the kernels are bluish black when ripe; said to be less subject to the attack of worms than other sweet kinds; 25 cts. per lb.

**Early Adams**—A very early variety, not strictly a sweet corn, but white and tender and extensively used for the table; 20 cts. per lb.

**Country Gentleman**—One of the finest of all corns for the private table. Ears 8 to 9 inches long, cob small and irregularly crowded from end to end with pearly white kernels of great depth; quality surpassingly sweet and tender; very productive; lb. 25 cts.

**Golden Bantam**—The earliest and, without any question, the finest Sweet Corn for the home garden. We have received more testimonials on this Corn than about any other vegetable; lb. 25 cts.

**Oregon Evergreen Corn**—It grows to a medium height, produces bountifully, and, as its name implies, can be rotated from the earliest to the latest. Owing to the tight and thin husk, Oregon Evergreen is almost entirely free from worms; lb. 25 cts.

### FIELD CORN

**Early Leaming**—A large yellow Dent variety, ripens in from 90 to 100 days. Ears good size, with deep, large grains; orange in color with red cob; lb. 10 cts.

**Iowa Gold Mine**—A large yellow Dent variety and very popular, maturing in 100 days from planting; lb. 10 cts.

**Iowa Silver Mine**—One of the standard white Dent varieties, very superior for feeding purposes and also makes good roasting ears when young; lb. 10 cts.

**Reid's Yellow Dent**—A standard eastern yellow Dent variety. Very productive and is well suited to California conditions; lb. 10 cts.

Write for quantity price on all Field Corn.

### CUCUMBERS

Plant in spring when the frost is over.

One ounce will plant one hundred hills; two pounds will plant one acre. They succeed best in a warm, moist, rich, loamy soil. Plant in hills four feet apart each way. Leave four of the strongest plants to each hill, but do not thin out until plants are strong enough to resist the attacks of insects.

**Early White Spine**—Even in shape at both ends, and uniform in size and color; in great demand for pickling, being of variety almost universally grown for the pickle factories of San Francisco; also a fine market and table sort; 10 cts. per oz.; \$1.25 per lb.



Best Long Green

**Best Long Green**—The leading large variety; fruit from ten to twelve inches long, dark green, crisp and tender; long green kinds are not suitable for pickling; when sufficiently matured they are too large to be of convenient size, or make a handsome pickle; 15 cts. per oz.; \$1.50 per lb.

**Boston Pickling**—A prolific bearer; fruit of medium size, rather pointed at the ends, bright green and of good quality, especially for pickling; 15 cts. per oz.; \$1.50 per lb.

**Klondyke**—A White Spine variety, dark green when young, and medium early. It maintains its color longer than other White Spine varieties and run uniform in size and shape. Popular as a shipping variety; oz. 15 cts.; lb. \$1.50.

**Japanese Climbing**—Fine to grow on the trellis. The vines are healthy, vigorous growth and throw out strong, grasping tendrils, which enable it to climb trellises or any other suitable support. The Cucumbers are thick, exceedingly tender and delicate flavor; flesh pure white; skin dark green, turning to brown, and netted when ripe; oz. 15 cts.; lb. \$1.50.

**Lemon Cucumber**—This dainty little Cucumber, resembles a lemon both in form and color, having a distinctive flavor superior to and not found in any other Cucumber. The Lemon Cucumber is so prolific that a single vine will be ample for the needs of the average family. It is also said that the Lemon Cucumber can be eaten without fear of the harmful results that some experience from eating Cucumbers; oz. 20 cts.; lb. \$2.00.

## EGG PLANT

Plant from January to March.

One ounce will produce two thousand plants. A strong, uniform heat is required to germinate these seeds, and a thoroughly pulverized, well-enriched, warm soil is necessary to perfect the fruit. Transplant to three feet apart each way, and when about a foot high, support the plants by drawing the earth up around them.

**New York Improved**—The best; very large and of fine quality; 70 cts. per oz.; \$7.00 per lb.



New York Improved

## ENDIVE

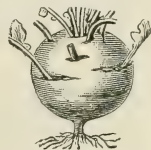
The garden Endive is much cultivated in Europe for a winter salad. It is bitter until properly blanched, when it makes a fine salad, and is also used for greens. Sow at any time during spring, or later for winter use, in drills a foot apart. Thin from ten to twelve inches apart. Keep the ground clear of weeds until the plant has attained its full size, when it is blanched by gathering the leaves and tying them by the tips, in conical form. The light and air are thus excluded from the inner leaves, which, in two or three weeks, will be found to be blanched.



**Broad Leaved**—Has broad, thick leaves, which form a large, loose head, fine for soups and stews; if blanched, by tying the outer leaves together, it makes an excellent table salad; 15 cts. per oz.; \$1.35 per lb.

### KOHL RABI

Plant and treat like Cabbage. The stem, just above the ground, swells into a bulb resembling a turnip, which is the edible part. It should be cut for the table before it is fully grown, as they become tough and stringy if allowed to grow too long. Sow as soon as the ground can be prepared, in drills, same as for turnips. Thin to six inches in the row; or they may be transplanted like cabbage.



Kohl Rabi

**Earlier White Vienna**—Earlier than the Large Green or White and less shaded with green; rather tender and more delicately flavored; 30 cts. per oz.; \$3.00 per lb.

### KALE or BORECOLE

**Dwarf Green Curled Scotch**—Known in the east as "Sprouts," and sometimes confused with Brussels Sprouts, which it does not in the least resemble. The cultivation is about the same as for cabbages. Four ounces of seed will sow 300 feet of row. Rarely exceeds 18 inches in height, but spreads under good cultivation to 3 feet in diameter; leaves beautiful curled and bright green; very hardy, and will stand out where temperature does not fall below zero; oz. 10 cts.; lb. 75 cts.

**Tall Green Curled Scotch**—Taller in growth than the above; oz. 10 cts.; lb. 75 cts.

**Jersey or Cow Kale**—A robust-growing sort, often 6 to 8 feet high; grown largely for stock and chicken feed; oz. 10 cts.; lb. 75 cts.

### LEEK

Sow in drills one foot apart and one inch deep, in light, rich soil, liberally manured; thin the plants to ten inches. One ounce of seed will produce about two thousand plants.

**Large American**—A large strong variety, of good quality and hardy; 30 cts. per oz.; \$3.00 per lb.

### LETTUCE

Plant all the year round.

One ounce will sow two hundred feet of drill, and produce about two thousand plants. Sow thinly in rows one foot apart, and thin out to six or eight inches apart. To produce handsome heads of crisp, tender quality, a very rich soil is necessary; give plenty of water and keep the soil thoroughly cultivated.



Los Angeles Market

**Hanson's**—This variety forms the most perfect heads of any—which, of course, are much smaller, but closely resembling in form Early Summer Cabbage; they are of a creamy white inside, and very tender, but should be used young, as they are liable to become bitter with age, or when they mature slowly; an excellent market kind, longer in running to seed than any other; 10 cts. per oz.; \$1.00 per lb.

**New York Market, or Los Angeles**—This variety has been much known by many names, and is claimed by every section where it does well. It is unquestionably the best winter head Lettuce, and grows to an enormous size. It is sometimes called the "Wonderful"; oz. 30 cts.; lb. \$3.50.



Early Prize Head

**Early Prize Head**—An early variety, not strictly forming a head, but a dense cluster of beautifully bronzed leaves that are remarkably tender and sweet; slow to run to seed, remaining long in condition for the table; too delicate and tender for market gardening, but for family use, where it can be taken from the garden and immediately prepared for the table, it has no superior; 10 cts. oz.; \$1.50 per lb.

**Iceberg**—A large-heading variety; crisp and brittle, and color bright green, lightly tinged with brown on top of the head; leaves curled on the edges; oz. 20 cts.; lb. \$2.00.

**Simpson's Early Curled**—The leading early market variety; forms a dense mass of finely curled and wrinkled leaves that are excellent and tender, and do not wilt readily; a good market kind; it is also used for very early planting and forcing; 10 cts. per oz.; \$1.00 per lb.

**California Cream Butter**—This variety forms large, solid, round, compact heads, light green outside and creamy yellow within. It is medium-early Lettuce and strongly recommended as a summer variety, being slow to shoot to seed; oz. 15 cts.; lb. \$1.50.

## MELON—Musk

Plant after weather gets warm.

Select light, warm soil. Plant in hills six feet apart each way, six or eight seeds to hill; thin out to three or four plants. The hills should be prepared by digging out the soil a foot and a half deep, thoroughly mixing in each hill a couple of shovelfuls of well decomposed stable manure, filling up a little above the level. One ounce of seed will plant about one hundred hills.

**Hackensack**—A large prolific variety, growing in favor; oval round, flattened at the ends; deeply ribbed and netted; flesh is delicious, juicy and sweet; good market kind; 10 cts. per oz.; \$1.25 per lb.

**Montreal Market**—A large variety, ripening medium early, not deeply ribbed or netted; flesh is thick, firm and excellent; keeps well after taken from the vine; good market kind; 10 cts. per oz.; \$1.25 per lb.

**Rocky Ford**—The flesh is light green in color, except next to the seeds, where it inclines toward a yellow. The flavor is exceedingly fine. The skin is regularly ribbed and thickly netted. It is a firm, solid melon and will carry in perfect condition for a week or more after its removal from the vine. It is a heavy cropper, and in wide favor as a market melon; oz. 10 cts.; lb. \$1.00.

**Our Gold Lined Netted Rock**—This is the Rocky Ford with the tinge of yellow around the seed cavity, bred up to the highest state of perfection from the rust-resistant strain. The heavy netting forms a rind so hard that it will ship to the far eastern markets with practically no deterioration. The flavor out-classes all other strains of Rocky Ford. Turlock growers and shippers will have no other; oz. 10 cts.; lb. \$1.50.

In offering this melon we are quite in line with our established policy of bringing to your attention only the varieties that have been tried, proven and known to be of exceptional merit. We did the experimenting, you take no risk. The Gold Lined Netted Rock is the best type of Rocky Ford melons.



**Honey Dew**—The delicious honey-like flavor of this new melon met with instantaneous public favor and created a sensation wherever used. The fruit is of good size, weighing 8 to 10 lbs.; light-colored, smooth skin; thick flesh and solid; oz. 25 cts.; lb. \$2.50.

**Banana**—Grows one and a half to two feet in length and three or four inches in diameter; flesh salmon, and exquisitely flavored, resembling banana. Brings a high price in eastern markets; pkt. 5 cts.; oz. 15 cts.;  $\frac{1}{4}$  lb. 40 cts.; lb. \$1.25.

**Santa Claus Casaba**—The name is appropriate to the melon. It is a delightful present to send to your eastern friends at Christmas. It is of delicious flavor, beautiful in its mottled gold and black coloring, and readily keeps until January. We advise that it be grown more extensively for the local trade. The supply has not been equal to the demand for several years; pkt. 10 cts.; oz. 25 cts.;  $\frac{1}{4}$  lb. 80 cts.; lb. \$2.50, prepaid.

**Tip Top**—One of the best known of deep yellow or salmon flesh varieties. The fruits are large, nearly round, slightly ribbed and lightly netted over a light slatey skin, very highly flavored of musk, which many people prefer in a melon; oz. 20 cts.; lb. \$1.75.

**Burrell's Gem or Defender**—The best bright orange fleshed melon. The seed cavity is small and the flesh is colored clear to the rind; deeply netted, flavor equal to the best of any; oz. 15 cts.; lb. \$1.40.

**Rocky Ford Pink Meat or Pollock No. 1025**—One of the most popular melons used in California for marketing purposes. Salmon colored flesh of fine texture, deep and firm. Probably the most extensively planted melon; oz. 20 cts.; lb. \$2.50.

**Casaba, Summer**—This is an excellent melon and much sought after. Large, rather oblong; well ribbed; skin thin, netted and of greenish yellow color; flesh 2 to 3 inches thick, delicious and melting; none better; oz. 20 cts.; lb. \$2.00.

**Golden Beauty Casaba**—One of the best Casabas. Begins to ripen in July and continues ripening and bearing all summer and fall until frost comes. The later fruit can be stored in a cool house or cellar and will ripen slowly. Golden Beauty is bright yellow, about globular, with wrinkled skin and slightly pointed at the stem end. The flesh is fine grained, pure white, very thick and of an extra good flavor; oz. 30 cts.; lb. \$3.00.

**Turkish or Persian**—This is a melon that is being used more extensively each year. Is large and has some of the qualities and values of the Casaba; oz.; 60 cts.; lb. \$6.00.

## MELON—Water

One ounce will plant thirty hills; four pounds will plant an acre. Treat as recommended for Musk Melon, except that the hills should not be less than eight feet apart.

**Chilian** — For twenty years the leading melon and just as popular today as at any time, and is likely to continue its popularity for many years to come. Its thin rind and delicious flavor commend it to the consumer, but its good shipping and selling qualities make it a favorite

with the grower and dealer. It is very prolific and just a desirable size for the peddler, to handle, and every melon is a good one.

**White Seeded Chilian** — Preferred because of its large average size. Oz. 10 cts.; lb. \$1.00.

**Black Seeded Chilian**—Preferred because of its earliness, short crop and black seed, which gives its preference at restaurants, hotels and cafeterias. Oz. 15 cts.; lb. \$1.50.

**The Tom Watson**—Has for several seasons been the most popular melon in the South. Its shape is similar to the Kleckly Sweet, but the color is a lighter green. Its great merit is in its earliness, good flavor, thin rind, and good keeping qualities, making it one of the best of shippers. It is popular in the San Joaquin Valley. Our stock was selected from perfect melons, and our field showed a perfectly pure strain; pkt. 5 cts.; oz. 10 cts.; lb. \$1.00.

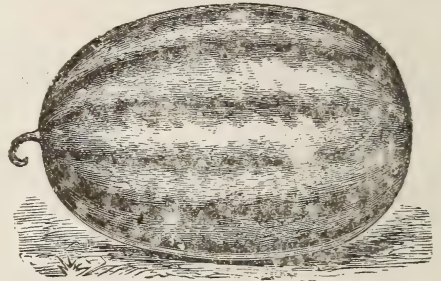
**Georgia Rattlesnake**—Above the average in size; a strong grower and good bearer; mottled with stripes of dark and light green; long, rather square at the ends, firm rind, flesh deep scarlet; one of the best shippers; 10 cts. per oz.; \$1.00 per pound.

**Angelino**—A good all-round melon either for home of shipping. The skin is very dark green, and the flesh is bright red and of delicious quality. Melons usually weigh about 12 lbs.—just a nice size and one that is readily salable. Soak seed in water an hour or two before planting to increase germination. Important only for Angelino and Chilian. 1 oz. 15 cts.; lb. \$1.50.

**Black Seeded Angelino**—Many prefer a melon with black seed. This variety has all of the good points of Angelino—bright red flesh, sweetness and size. 1 oz. 15 cts.; lb. \$1.50.

**Kleckly Sweet**—This is a good shipping melon. It is of medium size, a very green rind, with deep red flesh of delicious flavor. Our seed positively cannot be excelled; oz. 10 cts.; lb. \$1.00.

**Florida Favorite**—This melon is very popular with shippers, because of its extreme earliness, and all-round good qualities as a good shipper. In appearance it is similar to the Rattlesnake, the rind being considerable darker; oz. 10 cts.; lb. \$1.00.



Florida Favorite

**Citron, Large Green Striped**—Weighs from thirty to sixty pounds. Is better than pumpkin for stock. Allowed to lay in the field or piled in the barnyard will not be damaged by frost nor decay until the following summer; oz. 10 cts.; lb. \$1.00.

**Klondyke**—Has bright red flesh, firm, and exceptionally sweet. Skin too thin to make a shipping melon, but for the garden there is no melon quite the same; oz. 25 cts.; lb. \$2.50.

## MUSTARD

Plant in fall and winter.

One ounce will sow a drill fifty feet long. Sow thickly in rows six inches apart, and when about two inches high it can be cut out and used with Cress, forming a pleasing, pungent salad.



**Chinese**—A very hardy broad-leaved variety. Leaves are thick and deeply savoyed, with broad white mid-rib; oz. 10 cts.; lb. 60 cts.

**Black or Brown**—Oz. 10 cts.; lb. 60 cts.

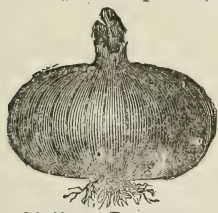
**Giant Southern Curled**—Large variety, forming a great mass of beautiful leaves, which are ruffled and finely curled on the edges. Hardy, vigorous, highly recommended; oz. 10 cts.; lb. 60 cts.

**White London**—Light green variety; tender leaves. Seed light yellow and pungent. The commercial Mustard seed is this sort; oz. 10 cts.; lb. 60 cts.

## ONIONS

Plant from August to February.

One ounce will sow one hundred feet of drill; six pounds will plant one acre. A deep soil, thoroughly worked and as rich as possible, is best for this crop. Sow thinly in shallow drills about twelve inches apart. When the plants are about three inches high thin to the distance of three or four inches, according to the variety.

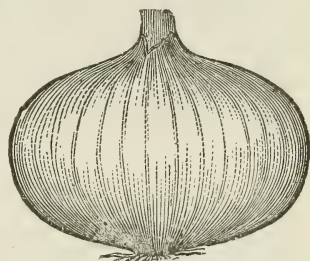


Yellow Danvers

**Yellow Danvers**—The leading large yellow kind; round, slightly flattened; rather mild; one of the best keepers and shippers, and one of the most productive kinds; 15 cts. per oz.; \$1.75 per lb.

**Australian Brown**—Extra long keeper and sure cropper. The skin is a bright, reddish brown; solid white flesh, crisp and of sweet, mild flavor. We have an absolutely unsurpassed strain of this fine onion; oz. 20 cts.; lb. \$1.75.

**Large Red Wethersfield**—Standard variety and one of the best keepers and most productive kinds; its good keeping qualities render it one of the best for shipping; large, slightly flattened, deep purplish red; flesh coarser and stronger than the early Red Globe, but rich and nutritious; 20 cts. per oz.; \$1.75 per lb.



Large Red Wethersfield

**White Portugal, or "Silver Skin"**—An excellent and popular onion for the family garden; of medium size, flat, symmetrical, very early, good keeper; skin and flesh white, fine grained and unusually mild and delicate; also largely used for pickles when small; oz. 25 cts.; lb. \$2.50.

**Southport White Globe**—This onion now easily leads all other varieties in popularity on the Los Angeles market, and is selling more readily and at higher prices. It is a good keeper, either in the field or in cold storage. It is a silvery white in color, globe shaped, and of delicious flavor; oz. 25 cts.; lb. \$2.50.

**Bermuda Red**—An early variety resembling the White Bermuda, except in color, which is a pale red, flesh crisp and mild flavor. Fine market onion; oz. 35 cts.; lb. \$4.00.

**Bermuda White Onion**—This variety is more extensively grown for the early market than any other. Being ready for the shipping when the storage supply is exhausted they bring the very highest price. A large, flatish onion, very mild and of a pale straw color; oz. 40 cts.; lb. \$4.00.

## ONION SETS

**Bottom Onion Sets**—Are grown from seed that has been sown very thick they cannot attain a large size. The small Onions thus obtained are planted out and are ready in a short time to pull as green Onions for the table or bunched for the market. If left to stand they make ripe Onions of the best quality and come to maturity some six weeks earlier than a crop grown direct from the seed.

**Top Onions**—Are produced in clusters on the tops of the stalks, and are separated and planted; to be used on the table when green, or left to grow into a ripe Onion; color of the full-grown Onion, light red. If the little Top Onions are wanted for seed, set out the old Onions and they will produce them on the top of the stalks, but will not produce seed.

## OKRA or GUMBO

Sow from March to April.

One ounce plants one hundred hills. Plant about two inches deep in drills three feet apart, and when well established thin to three plants in the hill. Keep the soil well worked, and occasionally draw a little up around the stalks to support them. The pods should be gathered while young and tender.

**White Velvet**—Handsome and productive; long, smooth, white pods; 10 cts. per oz.; \$1.00 per lb.

**Early Greenpod**—The pods are three or four inches long, deep green in color, and when young are absolutely stringless.

Every home garden should have this variety, as should the trucker; oz. 10 cts.; lb. \$1.00, postpaid.

## PARSLEY

Sow from October to March.

One ounce will sow one hundred feet of drill. Sow thinly in drills one foot apart, and thin out the plants to three or four inches between each. The seed germinates slowly, sometimes three or four weeks passing before the plants show.

**Mossed, Curled or Fern-Leaved**—The best for garnishing; 10 cts. per oz.; 80 cts. per lb.

**Plain Leaved**—Much used in soups, etc.; rather stronger in flavor than the other sorts; oz. 10 cts.; lb. \$1.25.

## PARSNIPS

Sow from October to April.

One ounce will sow two hundred feet of drill; five pounds will plant an acre. This crop requires a very rich soil. Sow in drills eighteen inches apart and thin to eight inches in the row. Besides being desirable as a table vegetable, they are valuable for feeding stock.

**Long Smooth or Hollow Crown**—Of excellent flavor; tender and sweet; 15 cts. per oz.; \$1.50 per lb.

## PEAS

One pound will sow sixty feet of row. Light, moderately rich soil is best for this crop. Sow any time during the year, in rows from two to six feet apart, according to the variety or the height to which they may attain. Have the rows of the dwarf varieties two feet apart, and the tall varieties from five to six feet apart.






### First Early Varieties

**American Wonder**—One of the earliest sweet wrinkled kinds in cultivation; is wonderfully productive; of a light bluish green; one foot high; 25 cts. per lb.

**Premium Gem**—A fine early wrinkled pea with vines about fifteen inches high, pods long and produce in abundance. A profitable market variety, excellent for private use; lb. 25 cts.

**Gradus**—An early wrinkled pea of the finest quality, bearing large pods filled with the sweetest peas you ever ate. It is not only large and of good quality, but it is also one of the very earliest sorts, and brings the best prices. The demand for these peas from the hotel and choice trade is never supplied. Market gardeners should plant a liberal acreage of this variety. Does best in loamy soil; lb. 25 cts.



American Wonder

### Second Early Varieties

**Stratagem**—A very heavy cropper, producing large well-filled pods of excellent quality. One of the finest peas in cultivation; lb. 25 cts.

**Yorkshire Hero Peas**—Its strong, vigorous growth makes it especially valuable to the market gardener and in the home garden that is not too well taken care of it will usually be found the most healthy and productive of all the vegetables.

It grows bushy, requiring no staking, and yields prodigiously of the large, plump peas of delicious flavor.

Even with a most carefully cultured field the seed is rigidly inspected and the most exacting buyer cannot fail of satisfaction; lb. 25 cts.

**Telephone**—A fine wrinkled pea growing about four feet high. The peas are large, and of a pale green color. It is a second early variety, very prolific and the pods are very large, containing eight or ten peas; lb. 25 cts.

### PEPPER

Plant from January to March in frames.

One ounce will produce fifteen hundred plants. Good rich, mellow ground is the best for Peppers. Transplant into rows two feet between the plants each way. Keep the soil worked.



**Large Bell or Bull Nose**—Of large size, early and of pleasant flavor; 70 cts. per oz.; \$7.00 per lb.

**Long Red Cayenne**—Long fruit of conical shape, and bright red; flesh strong and pungent; 70 cts. per oz.; \$7.00 per lb.

**Red Chili**—Small, bright red pods, very pungent; used for pickles; 70 cts. per oz.; \$7.00 per lb.

**Pimicinto**—A large, heart-shaped Pepper, with thick flesh and very mild, having the delicate flavor of an apple; pkt. 10 cts.; lb. \$7.00.

**Anaheim Chili**—This Pepper is largely grown, and used dried and for canning. It is long, 7 inches or so, medium-sized in width, and thick fleshed. The flavor is mild for Chili Pepper, and one liked by Mexicans and Americans alike; oz. 70 cts.; lb. \$7.00.

**Chinese Giant**—A very large, deep red variety, very thick and blunt. It is fully twice as large as the Large Bell, or Bull Nose, being 4 or 5 inches thick at the top and about 6 long; oz. 80 cts.; lb. \$8.00.

**Ruby King**—The most popular large, fruited Pepper; a prolific bearer of ruby-red pods, 5 to 6 inches long by 3 to 4 inches in diameter; flesh exceedingly thick and sweet; oz. 80 cts.; lb. \$8.00.

## PUMPKIN

Plant from April to July.

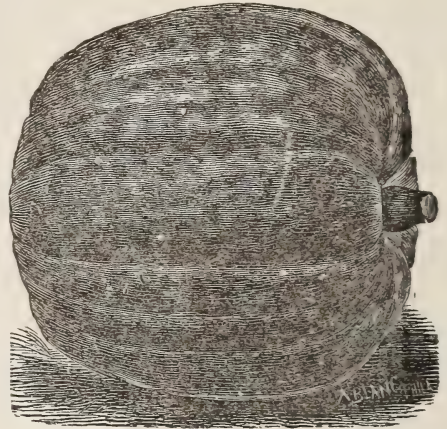
One ounce will plant twenty hills; two pounds will plant an acre. Plant in hills eight or ten feet apart each way, allowing four seeds to a hill. In other respects they are cultivated as Melons and Cucumbers.

**Large Yellow, or Connecticut Field**—A large, round variety, sometimes depressed at the ends; rind of a deep, glossy yellow; vines vigorous and very productive; if protected, will keep till midwinter; \$1.25 per lb.

**Large Cheese**—Large and oval shaped, mottled light green and yellow; flesh very thick, sweet and nutritious; more nearly related to the Squash than the Large Yellow; 10 cts. per oz.; \$1.00 per lb.

**Cushaw or Crook Neck**—A large, productive kind, having a solid neck resembling the Winter Crook Neck Squash; fleshy and excellent; 75 cts. per lb.

**Sugar or Boston Pie**—A small handsome variety, and very popular. The skin is a deep orange yellow; flesh fine grained and sweet in taste. Famous in Boston as a pie pumpkin. It sells better on our local market than any other variety except the Jack o' Lantern at Hallowe'en time. Pkt. 10c; one-fourth lb. 50c; lb. \$1.50; postpaid.



Large Cheese

## NEW PUMPKIN—Fresno's Marrow

This grand pumpkin has proven all that we claim for it. It is an immense cropper, not only in fruits but in weight. Twenty tons to an acre is a good yield, but not exceptional. Good sized pumpkins are two feet across and weigh 150 lbs. each, and there are many such.

Fresno's Marrow is a very large, round, flat pumpkin brilliant vermilion orange-yellow in color. The seed cavity is amazingly small and on this account there is but little seed, which means it will never be a cheap variety.

Fresno's Marrow is the handsomest, largest, finest, most perfect pumpkin we have ever seen; lb. \$1.50.

## RHUBARB

Sow in spring after frost is over.

One ounce will sow one hundred and twenty-five feet of drill. The seed-bed should be of light, rich soil. Sow very thinly in rows one foot apart and cover the seed about one inch. When the plants are two inches high, thin to the distance of six inches in the drill. In about six months they will be strong enough to set out in their permanent location, the distance allowed being about three feet each way.

**Giant Crimson Winter**—A large variety, which produced a succession of stalks throughout the season; on this account it is highly esteemed by market gardeners; \$1.25 per oz.; \$12.00 per lb.



## SALSIFY or VEGETABLE OYSTER

Sow from February to May.

Salsify is a nutritious and healthful vegetable having the appearance of a small parsnip, closely resembling in flavor and being a good substitute for oysters. It is rapidly coming into more general use. Sow early in spring in drills a foot apart, and when two or three inches high thin out to three or four inches. Its general culture is the same as that recommended for carrots. The roots are perfectly hardy and may remain in the ground during the winter, or may be stored in dry earth or sand.

**Mammoth Sandwich Island**—The leading variety; produces a large crop of straight, smooth roots; 20 cts. per oz.; \$2.00 per lb.

## SPINACH

Sow from September to April.

One ounce will sow one hundred feet of drill; ten pounds will sow one acre. Sow thinly in drills ten inches apart and half an inch deep. When the young plants are established thin out to the distance of three or four inches in the row, and in a future thinning every alternate plant may be removed, as Spinach does not do well when crowded.

**Long Standing**—Round, thick leaves of a dark green color; 10 cts. per oz.; 75 cts. per lb.



Prickly Winter

**Prickly, or Fall**—An exceedingly hardy variety adapted for fall sowing; oz. 10 cts.; lb. 75 cts.

**Bloomsdale, Savoy-leaved**—Leaves, wrinkled or curled, best for market-growers for fall sowing; oz. 10 cts.; lb. 75 cts.

## RADISH

Sow the year round in California.

One ounce will sow one hundred feet of drill; two pounds will be required for one acre. Radishes do best in a light, rich soil. Sow in drills about ten inches apart, covering about half an inch, and thin the plants to two inches apart. A rapid growth is essential to produce showy, crisp Radishes of a mild flavor. Sow every ten days for a succession of crops.



Early Long Scarlet

**Early Scarlet Turnip, White Tipped**—Similar in shape and size to the Scarlet Turnip-Rooted, only that the under side of the bulb and tap-root are white; 10 cts. per oz.; \$1.00 per lb.

**Long White Icicle**—For the home garden we consider this a most excellent table variety. Its extreme earliness, beautiful pure white appearance, excellent flavor and crispness should make it a favorite everywhere; oz. 10 cts.; lb. \$1.00; postpaid.

**Early Long Scarlet**—Long, slender, handsomely colored roots. They are ready in about 25 days from planting; pkt. 5 cts.; lb. \$1.00.



Early Scarlet

**Early Round Deep Scarlet**—A handsome, early kind; deep scarlet, smooth, crisp and highly flavored; it is also good for forcing, and very showy when served with the White Turnip-Rooted; 10 cts. per oz.; \$1.00 per lb.

**Japanese Summer Radish**—This radish was introduced here by the Japanese several years ago. Its beautiful white color and mammoth size attracts great attention. It is very tender and the flavor is excellent and mild. It attains perfection in California, growing twenty-six inches in length and three inches in diameter. It is a profitable radish to grow, as it sells readily and is relished by all; oz. 30 cts.; lb. \$1.00.

**French Breakfast**—A splendid variety, medium sized, olive-shaped, very crisp and tender; of a beautiful scarlet color; oz. 10 cts.; lb. 75 cts.

## SQUASH

Plant from April to July.

One ounce will plant fifty hills; four to six pounds, according to variety, is required for an acre. Plant in well manured hills, the bush varieties three or four feet apart, and the running sorts from six to eight feet. Eight or ten seeds should be allowed to a hill, thinning out after danger of bugs is over, and leaving three or four of the strongest plants to a hill.



White Bush Scallop

### SUMMER VARIETIES

**Early White Bush Scallop** — The leading early Bush Scallop variety; round, flat, with scalloped edges; the skin is white; the flesh is of excellent quality and ready for use as soon as they are large enough; 10 cts. per oz.; \$1.00 per lb.

**Summer Crookneck** — Early are large enough; curved neck; the skin is yellow, thin, hard and very warty; flesh tender and of good quality; 10 cts. per oz.; \$1.00 per lb.

### WINTER VARIETIES

**Hubbard**—One of the best and most popular kinds; rind a bluish green, spotted with yellow and very hard; flesh remarkably dry, either baked or boiled, and is not surpassed in richness and sweetness by any; is also easily kept all winter; 10 cts. per oz.; \$1.25 per lb.

**English Cream Marrow**—It is as sweet as a sweet potato, and has none of that pumpkin flavor. It is good any way it comes on the table, and is better than Hubbard Squash for pie. It is 6 to 8 inches long and half as thick. Decidedly firm, it will keep from one season to another; oz. 15 cts.; lb. \$1.75.



Hubbard



**Italian Squash**—Is a bush variety, and should be planted 5 feet apart. It should be used when quite young; when served it has a rich creamy flavor not equalled by any other squash. Some gardeners have made considerable money making a specialty of it. For the family garden we would recommend its use instead of the small White Bush Scallop, because of its excellent flavor. Since our introduction of this squash a few years ago, it has now become one of the staple products on the market. It is listed with the daily market reports, and is grown largely by the gardeners in frostless sections for the early trade; oz. 10 cts.; lb. \$1.25.

**Perfect Gem, or Cream**—Long-keeping winter Squash, 4 to 6 inches in diameter; apple-shaped, distinctly ribbed, with smooth, cream-colored skin: Is solid and rather hard, but bakes to a delicious, soft consistency on the inside. Although a small variety, it is a great keeper and is used mostly in winter; oz. 10 cts.; lb. \$1.00.

**Armenian Squash**—A long, early white Squash, grows from 6 to 18 inches in length, very prolific, the best squash for either home or market garden; oz. 30 cts.; lb. \$3.00.


## TOMATO

Sow from January to March in protected frames.

One ounce will produce fifteen plants; four ounces will produce enough for one acre. They do best on light, warm, not over-rich soil, and success depends to a very great extent in securing a rapid, vigorous, unchecked growth the early part of the season. Transplant as soon as the plants are fit to handle into shallow boxes, setting them four or five inches apart. When strong and stocky, set out in hills four feet apart. By training the vines on trellises or other supports they will be more productive and the fruit will be much better quality.

**New Stone**—The greatest canning Tomato in the world. This variety has attained great popularity with canners, growers and market gardeners everywhere. Its solidity and carrying qualities are remarkable. Its color, a desirable red; in shape, perfectly smooth and thicker from stem to blossom end than most varieties, making it very handsome and salable; oz. 35 cts.; lb. \$3.50.

**Sparks Earliana**—The earliest and best large smooth variety; of strong and vigorous growth, setting its fruit freely and in great abundance; of large size, perfect form, bright red color and of delicious flavor; ripens clear to the stem and does not crack; oz. 25 cts.; lb. \$3.50.



Stone

**Ponderosa**—The largest-fruited Tomato grown, frequently weighing 2 to 4 pounds each; almost solid as beefsteak, nearly seedless, with firm, meaty, rich red flesh; unequalled and delicious either sliced, cooked or canned; a healthy, luxuriant grower, prodigious and continuous yielder; oz. 40 cts.; lb. \$5.00.

**San Jose Canner**—This Tomato was first introduced in the vicinity of San Jose. Large size, scarlet color, and a tremendous yielder. As the name implies, it is a canning sort; oz. 50 cts.; lb. \$5.00.

**Matchless**—The Matchless is well worthy of its name; in beauty of coloring and symmetry of form it is without a peer. The vines are strong, vigorous growth, well set with fruit. The fruits are free from core, of a rich cardinal red color; oz. 40 cts.; lb. \$4.00.

## TOBACCO

It was at first thought Tobacco could only be successfully grown in a semi-tropical climate, but the experience of late years has abundantly established the fact that the size of the plants, which diminishes in cooler climates, can be compensated for in the increased number of plants to the acre, and that the quality is even superior to that raised in the south. It requires a rich, mellow soil, thoroughly pulverized, and when possible enrich with ashes. Sow the seed thinly in beds, as early as they can be well prepared, transplanting when six inches high to rows four feet apart each way. Cultivate thoroughly.

**Havana**—Of fine texture and delicate flavor; celebrated for the manufacture of fine cigars; 75 cts. per oz.; \$7.50 per lb.

## TURNIPS

Sow from October to February.

One ounce will sow one hundred and fifty feet of drill; two pounds will sow an acre. This crop does best in highly enriched, light, sandy soil. Sow in drills from twelve to fifteen inches, and thin early to eight or nine inches apart.

**Early Purple-Top Strap-Leaved**—One of the best and most universally grown; small, erect top; round-flat; purplish red above, white underneath; flesh firm, but very tender and sweet; of quick growth, it is soon ready for the table, and keeps well; 10 cts. per oz.; 85 cts. per lb.



Early White Flat Dutch

**Purple-Top White Globe**—A large globe-shaped variety; purple above ground; it is handsome and of excellent quality, and recommended both for the family garden and field crop; 10 cts. per oz.; 85 cts. per lb.

**Early White Flat Dutch**—A large, round turnip, with sweet flesh; oz. 10 cts.; lb. 85 cts.

**Golden Ball or Orange Jelly**—A rapid grower of excellent flavor; bright yellow color; good keeper and a superior table variety or for stock; oz. 10 cts.; lb. \$1.00.



Early Purple Top

**Rutabaga or Swedish Turnips**—Extensively grown for a farm crop; also esteemed for table use; the roots are close grained, very hard and will endure a considerable degree of cold without injury. Select light, clean soil and sow in drills two feet apart, and thin out to eight or ten inches in the row; two pounds of seed to the acre.

**Improved Purple-Top Rutabaga**—The best of the Swede Turnips. Very hardy and productive; flesh yellow, is very solid, sweet and well flavored; oz. 10 cts.; lb. \$1.00.



## SEED POTATOES

The State of California is the banner potato-raising State of the Union, for the largest yield of white potatoes on record in the U. S. Department of Agriculture was from California—790 bushels on one acre. The yield per acre for the entire State was less, of course, but this marvelous crop proves that California is a potato-growing State and that this is a profitable industry and one that should be fostered in every way possible.

**Culture**—From five to seven hundred pounds of seed potatoes are required to plant an acre. Cut to two or three eyes and plant in rows 3 feet apart and drop a foot apart in the rows. Cultivate constantly and thoroughly.

**Prices**—Owing to the fluctuating market and the impossibility of accurately estimating future values at time of going to press with this catalog, we are unable herein to list prices. Therefore, we ask our customers to make special request for prices.

**American Wonder**—This early white Potato is becoming more popular each year; it is a good size, smooth, and a splendid keeper. As a producer it has no equal among early Potatoes. We have excellent strains of both Oregon and California seed of this variety.

**Early Rose**—An extremely early variety and one of the most popular sorts planted on the Pacific Coast.

**Burbank**—An excellent late variety, continues in good demand and is more largely used than any other. Good size, fine form and excellent yielder. Flesh white, mealy; fine flavor and quality. Well adapted to heavy soils. A variety raised by large commercial growers.

## VEGETABLE PLANTS AND ROOTS

Owing to the difficulty in sending plants through the mail in such manner as to arrive in good condition, we are not soliciting any of this business; however, if it is necessary, we will pack plants for delivery by parcel post, or otherwise, with as much care as possible, but we will not be responsible for the condition in which they arrive. It is also necessary to hold these orders sometimes until we have good, healthy plants that will stand transportation. Large orders, in 100 lots and over, shipped in crates, usually arrive at their destination in good condition. Such orders can be forwarded either by freight or express.

**Cabbage Plants** — September to June. Early Jersey Wakefield, Early Winnigstadt, Early York, Early Drumhead, Early Flat Dutch, Late Flat Dutch and Chinese. 15 cts. per doz.; 75 cts. per 100.

**Cauliflower Plants**—September to June. Early Snowball and California Pearl. 15 cts. per doz.; 75 cts. per 100.

**Celery Plants** — Ready in March. 15 cts. per doz.; 75 cts. per 100.

**Egg Plant**—Ready in March. New York Improved. 25 cts. per doz.

**Pepper Plants**—Ready in March. Large Bell, Chinese Giant and Chili. 25 cts. per doz.; \$1.00 per 100.

**Rhubarb Roots**—Ready in October. Giant Crimson Winter. 25 cts. per root.

**Sweet Potato Plants** — Ready in April. 75 cts. per 100.

**Tomato Plants**—Ready in February. Sparks' Earliana, Chalk's Early Jewel, New Stone, Matchless, Ponderosa. 25 cts. per doz.; \$1.00 per 50.

**Times for Planting Certain Vegetables in Valley and Foothill Regions of Central and Northern California**

	Jan.	Feb.	Mar.	April	May	June	July	Aug.	Sept.	Oct.	Nov.	Dec.
Artichoke	*	*	*	*	*	*				*	*	*
Asparagus		*	*	*	*	*						*
Beans	*	*	*	*	*	*	*	*	*	*	*	*
Beets	*	*	*	*	*	*	*	*	*	*	*	*
Cabbage	*	*	*	*	*	*	*	*	*	*	*	*
Carrots	*	*	*	*	*	*	*	*	*	*	*	*
Cauliflower	*	*	*	*	*	*	*					*
Celery			*	*	*	*						
Chicory	*	*						*	*	*	*	*
Corn			*	*	*	*	*	*	*	*	*	*
Cucumbers				*	*	*	*					
Egg Plant				*	*	*	*					
Endive	*	*	*	*	*	*	*	*	*	*	*	*
Kale	*	*	*	*	*	*	*	*	*	*	*	*
Kohl Rabi	*	*	*	*	*	*	*	*	*	*	*	*
Leek							*	*	*	*	*	*
Lettuce	*	*	*	*	*	*	*	*	*	*	*	*
Melons				*	*	*	*	*	*	*	*	*
Mustard	*	*	*	*	*	*	*	*	*	*	*	*
Okra			*	*	*	*	*	*	*	*	*	*
Onions	*	*	*	*	*	*	*	*	*	*	*	*
Parsnip	*	*	*	*	*	*	*	*	*	*	*	*
Peas	*	*	*	*	*	*	*	*	*	*	*	*
Pepper				*	*	*	*	*	*	*	*	*
Potatoes	*	*	*	*	*	*	*	*	*	*	*	*
Potatoes, Sweet			*	*	*	*	*	*	*	*	*	*
Pumpkin				*	*	*	*	*	*	*	*	*
Radishes				*	*	*	*	*	*	*	*	*
Rhubarb	*	*	*	*	*	*	*	*	*	*	*	*
Salsify			*	*	*	*	*	*	*	*	*	*
Spinach	*	*	*	*	*	*	*	*	*	*	*	*
Squash				*	*	*	*	*	*	*	*	*
Tomatoes				*	*	*	*	*	*	*	*	*
Turnips	*	*	*	*	*	*	*	*	*	*	*	*

\* Indicates months in which the seed can be planted

**FRESNO SEED COMPANY'S LAWN GRASSES**

To have a good lawn the soil must be fine and rich and well leveled. The best seed obtainable should be used. Plant any time from September until late spring, although very good results have been obtained from lawns made during the summer. When sown in the summer, however, the lawn should be covered with straw or some freshly cut grass to protect the young grass from burning.

It is a serious mistake not to cut a lawn frequently. When the young grass is from 3 to 4 inches long it should be mowed, but not too short. Repeat the mowing every four or five days until a dense velvety turf is developed. The lawn should be sprinkled lightly with a fine spray and not washed by strong hosing. One pound of seed will sow 200 square feet.

Where the soil is light a good application of our specially prepared lawn fertilizer is recommended. This can be applied when sowing the seed or at any time thereafter.

**SHADY LAWN MIXTURE**

This mixture is especially adapted for shady places and grows quickly. It is most difficult to make a good lawn in a shady place, but this mixture we consider absolutely the best for the purpose. In this case it is also advisable to apply our chemical

fertilizer as the shade is caused in most cases by trees and shrubbery which take the plant-food from the surface of the soil. Lb. 50 cts.

We will cheerfully compound grass mixtures to order.



### AUSTRALIAN or PERENNIAL RYE GRASS

This Grass has become exceedingly popular of late years; it makes a very hardy and beautifully bright green lawn, and if properly cared for, a very satisfactory one. It does particularly well in sandy soils. Valuable as a pasture grass. Sow about two bushels per acre. 25 cts. per lb.

### KENTUCKY BLUE GRASS

Makes a splendid lawn of dark green color and remains green all winter, and is used more than any other one variety of Grass seed for lawn. As pasture Grass it furnishes the best of food for stock. Sow about sixty pounds per acre for lawns and twenty pounds for pasture. Our stock is procured from Kentucky and is positively the best the market offers. 75 cts. per lb.

### WHITE CLOVER

Dwarf-growing Clover now used extensively in making lawns. The color is dark green, and as the leaves are small and close together, it produces an excellent turf that stands constant tramping. Lb. 85 cts.

### GOLDEN GATE PARK LAWN MIXTURE

Contains the more hardy grasses which are used to make the sod for the park playgrounds where the grass has to endure much trampling over. The mixture also contains a very little white clover. Lb. 50 cts.

### BERMUDA GRASS

As a lawn Grass it does well in hot weather, is hardy, makes a solid mat and is hard to get rid of when once it is started. Is good to plant on river banks and levees, as it will hold the soil and furnish a mat of green all through the season. Sow late in spring. Lb. 65 cts.

## NEW-CROP ALFALFA and CLOVER SEED

### ALFALFA

The most valuable and largely grown forage plant in the West, yielding from four to six crops in a season; relished by all kinds of stock and fowl, and is very nutritious. It has been an excellent paying crop and a farmer cannot afford to be without it. We handle this seed in very large quantities and procure it from sections where the highest types are raised. We take every precaution to guard against weeds, and before offering any of this seed for sale we have it thoroughly tested and are at all times prepared to furnish our customers with copies of tests. Twenty pounds are required to sow an acre broadcast, or 12 pounds if drilled. Lb. 30 cts. For large lots write for prices.

**Smooth Peruvian Alfalfa**—A hardy variety, which under proper conditions will outyield all other varieties of Alfalfa commonly grown. It has been grown successfully on the coast of California and also throughout the

southwestern States. It requires irrigation. Lb. 35 cts. Large quantities at market prices.

**Hairy Peruvian Alfalfa**—A variety similar to Common or Smooth Peruvian, but said to be superior in that it is hardier and will grow at a lower temperature. Lb. 35 cts. Large quantities at market prices.

**White Sweet Clover** (*Melilotus Alba*)—This variety of Clover lives two years and then dies. It makes fine pasture and can also be cut for hay. Cattle like it and thrive on it. We are quite sure that this Clover will be generally used throughout the West when it becomes better known. It is being used quite extensively in other parts of the country and reports are favorable concerning it. Lb. 30 cts.; 100 lbs. \$23.00.

**Standard Quality Alfalfa**—We can also furnish standard grades at market prices. Quotations and samples sent on request. Price 25 cts. per lb. Write for prices when quantities are wanted.

## SORGHUMS and NON-SACCHARINES

### SORGHUM

**Early Amber**—Furnishes a large yield of most nutritive forage, which can be fed either green or cured, and will yield two or three cuttings a year, stooling out thicker each time it is cut. It grows ten or twelve feet high. Sow broadcast for forage at the rate of 60 pounds per acre. When sown in drills sow at the rate of 10 pounds per acre in drills three and a half to four feet apart. Per lb. 20 cts.

### SUDAN GRASS

**Sudan Grass**—This belongs to the sorghum family.

Sudan Grass is especially adapted to arid and semi-arid countries as it is a rank grower and will produce without irrigation 2 to 4 tons per acre and matures from seed in 55 to 68 days; subsequent cuttings maturing in 35 to 45 days. Lb. 15 cts.; 100 lbs.

### MILLET

**German**—Few other grasses or forage plants have been able to produce the enormous yield of this plant; it has produced 4 to 5 tons of hay to the acre, and from 70 to 80 bushels of seed. It can be sown on newly broken ground in the spring, and as late as July leaves the ground in excellent condition for the following crops. Lb. 15 cts.

### CORN

**Egyptian Corn**—Similar to Kaffir Corn in growth and habits. We have an especially select lot of seed. Per lb. 15 cts.

**Feterita**—This sorghum was recently secured from Sudan, where it is commonly grown under the name of Feterita, an early maturing plant, valued both for grain and forage. It

resembles Milo in habit, except that the heads are uniformly erect, seeds bluish white in color. In drouth resistance it compares favorably with any sorghum yet introduced. Lb. 15 cts.

**Kaffir, White**—Unsurpassed for dry alkali land, on which no better fodder and grain crop grows. A prolific member of the sorghum family, having more foliage and smaller stalks than the other varieties, and harvested very easily. Its great root system enables it to produce wonderfully in drouth sections and breaks up new ground for other crops. Cattle relish the stalks, while the grain is a very valuable food for poultry. Lb. 15 cts.

**Milo Maize**—Grain is excellent for chicken feed, and the stalks for fodder. Lb. 15 cts.

**Milo Maize, Dwarf**—This is essentially a dry land crop, and where the rainfall or water supply is limited or expensive, you can find no more profitable forage and dry feed crop. Belongs to the sorghum family of tropical Asia and Africa, where it is the main grain crop. It grows a stalk four to five feet high, with large, compact, erect heads, and cattle especially like the sweet flavor of the stalk. Lb. 15 cts.

**Shallu or Egyptian Wheat**—Is one of the most drought resistant grain crops known. Especially suited to dry land farming operations and localities where the normal rainfall is limited. Under irrigated conditions it grows to best advantage. The grain is claimed to possess all the feeding values of wheat, and is especially valuable as a feed for hogs, chickens and cattle. Lb. 15 cts.

WRITE FOR QUANTITY PRICES ON ALL FIELD SEEDS



## FORAGE PLANTS FOR THE PACIFIC COAST

For green manures we especially recommend Peas, Vetches, and Clovers. These plants take nitrogen (the most expensive element of artificial fertilization) directly from the air. The idea of "green manuring" is that it is cheaper and better to plow under half-grown or fully grown crops than to expend money and labor on natural or artificial manures.

**Afilaria** (*Erodium cicutarium*)—One of the most nutritious of fodder plants. Is native of the West and thrives throughout all the valley districts. Lb. 75 cts.

**Peas, Canadian Field**—Usually sown with oats and cut when the oats head out, but before the grain is ripe. One hundred pounds of Peas and 40 pounds of oats per acre give good results. Price varies; write for quotations.

**Cowpea, Whippoorwill**—A prime favorite in the North and West on account of its early maturity and habit of growth. Lb. 15 cts. Market price on large lots.

**Cowpeas (Black Eye)**—This is one of the best varieties used for green cover-crop. Lb. 10 cts.; 100 lbs. at market price.

**Sunflower, Mammoth Russian**—Highly valued as an excellent and cheap food for fowls. Three pounds of seed will plant an acre in hills, four feet apart each way. Lb. 15 cts. Large lots at market price.

**Soja Bean**—Valuable as a forage crop or green manure. Also as a green fodder and silo plant. Sow 30 pounds per acre after danger from frost is passed. Lb. 15 cts.

**Speltz**—It has a hull somewhat like barley, but produces double kernels in each. A comparatively new and profitable crop, yielding 50 to 100 bushels of grain or 4 to 6 tons of good hay per acre. Thrives well on poor soil, and dry weather seems not to affect it. Sow in spring, 75 to 100 pounds to the acre. Roll or chop the

grain before feeding. Lb. 10 cts. Write for prices on large lots.

**Cow Kale, or Jersey**—Sometimes known as 1,000 Headed. Similar to cabbage and should be cultivated and treated in the same manner. It can be planted during the fall of the year and makes good growth during the winter, being improved by cold weather. Lb. 60 cts.

**Winter Rye**—This makes a fine winter growth and is very valuable for cover-crop purposes. Lb. 10 cts.; 100 lbs. at market price.

**Buckwheat, Silver-hulled**—A very good and popular variety. Grain is of a light color, rounder than the common variety; has a much thinner husk, earlier, and yields more. Lb. 15 cts.; 100 lbs. at market price.

**Canary**—The seed is used for bird-food. Is valuable also as an ornamental grass and has considerable merit as hay for feeding cattle. Lb. 15 cts.

**Hemp, Kentucky**—A staple crop, sown broadcast, using 25 pounds of seed to the acre. For a seed crop, should be sown in hills, 4 feet apart. Grows 12 to 14 feet high, with deep-cut dark green, fragrant leaves. Lb. 15 cts.

**Rape, Dwarf Essex**—Under favorable conditions, it is ready for pasturing sheep or cattle within six weeks from time of sowing, and on average one acre will carry twelve to fifteen sheep six weeks to two months. It should be sown from September to March, as it thrives best in cool weather. Sow 8 pounds to the acre, broadcast. Lb. 15 cts.

Write for quantity prices.

## COVER-CROPS

The most economical manner of restoring worn-out soil or building up poor soil is through the use of nitrogen-gathering, green cover-crops. It is imperative for orchardists to use some cover-crop each year in order to insure a healthy and profitable crop, and the following varieties are now being planted for this purpose:

### VETCH (*Vicia Sativa*)

Probably more Vetch is now planted for cover-crop than anything else. The common Vetch is the variety used almost entirely in California, and is usually planted in the fall and plowed under the following spring. It is a pea-like plant, growing about 4 feet high, and produces, perhaps, more green matter than any other legume that will withstand the winter. Where planted for soil improvement, about 40 pounds of seed are sown to the acre broadcast.

Vetch also makes splendid hay, but if intended to be sown for this purpose, some sort of grain should be mixed with it. This for the reason that the Vetch grows so tall it will fall over, and it is necessary to give it support. It is recommended that oats or barley be used with the Vetch where planted for hay, using about 60 pounds of one the former and 30 pounds of Vetch to the acre. Lb. 15 cts. Large lots at market price.

### BUR CLOVER (*Medicago Denticulata*)

This is our native Clover, and one of the best nitrogen gathering crops that is known; it is by far the very best crop for poor or dry land, as it needs but little moisture. It is also very valuable for permanent pasturage and re-seeds itself very rapidly.

While some regard Bur Clover as a pest, it is, nevertheless, a most valuable soil-improving and winter grazing crop, growing luxuriantly all through the winter and until summer. This seed is sown at the rate of about 20 pounds to the acre. Large lots at market price. Cannot supply this year.

### YELLOW BLOSSOM SWEET CLOVER (*Melilotus Indica*)

This variety of seed is now receiving special mention, particularly in Southern California. It has wonderful nitrogen-gathering properties, and opens up the soil well for irrigation by reason of the big tap-root it sends into the ground. While in Northern California it has never been planted to any extent for cover-crop, it has, nevertheless, been quite a common plant here; in fact it is very prevalent in barley fields in Central California. In Southern California this year there is more *Melilotus* being planted than all other varieties of cover-crop put together. The seed is sown at the rate of about 20 pounds to the acre, and is more economical to plant than any other variety of seed used for soiling purposes. Lb. 10 cts. Large lots at market price.

## FLOWER-GARDEN CALENDAR

### January

Sow *Acroclinum*, *Alyssum*, *Antirrhinum*, *Calendula*, *Calliopsis*, *Candytuft*, *Centaurea*, *Annual Chrysanthemum*, *Clarkia*, *Cosmos*, *Escholtzia*, *Gaillardia*, *Hollyhock*, *Larkspur*, *Linum*, *Lupinus*, *Mignonette*, *Nemophila*, *Nigella*, *Poppies* and *Sweet Peas*. Set out *Shasta Daisy*, *Daisy*, *Pansy* and *Violet* plants.

### February

A good month to plant roses and all kinds of ornamental trees and shrubs. Sow *Acroclinum*, *Alyssum*, *Antirrhinum*, *Calendula*, *Callensis*, *Escroscoltzia*, *Forget-me-not*, *Gaillardia*, *Hollyhock*, *Larkspur*, *Linum*, *Lupinus*, *Mignonette*, *Nemophila*, *Nigella*, *Poppies* and *Sweet Peas*. In seed-pans or boxes for transplanting later, sow *Balsam*, *Begonia*, *Gloxinia*, *Lobelia*, *Pyrethrum*, *Scabiosa*, *Verbena*, *Petunia*, and *Salvia*. Set out

*Shasta Daisy*, *Daisy*, *Hollyhock*, *Pansy*, *Stock*, *Verbena*, and *Violet* plants.

### March

Continue to plant roses and ornamental trees and shrubs. Hardy annuals as mentioned for February may still be sown, as well as *Sweet Pea*. Sow *Amarantus*, *Aster*, *Balsam*, *Begonia*, *Celosia*, *Centaurea*, *Cobae*, *Cosmos*, *Dahlia*, *Forget-me-not*, *Gloxinia*, *Helianthus*, *Heliotrope*, *Hollyhock*, *Humulus*, *Hunnamannia*, *Mari-gold*, *Mina Lobata*, *Nasturtium*, *Pyrethrum*, *Salpiglossis*, *Salvia*, *Scabiosa*, *Verbena* and *Zinnia*. Set out *Shasta Daisy*, *Daisy*, *Hollyhock*, *Pansy*, *Stock*, *Verbena*, *Violet* and *Zinnia* plants.

### April

Sow *Amarantus*, *Aquilegia*, *Aster*, *Falsam*, *Celosia*, *Cobaea*, *Morning-Glory*, *Centaurea*, *Cosmos*, *Cypress Vine*, *Dahlia*, *Forget-me-not*, *Helianthus*, *Heliotrope*, *Hollyhock*, *Humulus*,



Hunnemannia, Ipomoea, African and French Marigolds, Maurandia, Mina Lobata, Nasturtium, Iceland Poppy, Oriental Poppy, Portulacca, Polyanthus, Salpiglossis, Scabiosa, Shasta Daisy, Statice, Verbena, Wallflower, and Zinnia. Plant Dahlia and Tuberos bulbs and set out Shasta Daisy, Hollyhock, Pansy, Stock, Verbena, Violet and Zinnia plants.

**May**

Sow Amaranthus, Aquilegia, Balsam, Celosia, Centaurea, Cosmos, Campanula, Cypress Vine, Delphinium, Digitalis, Forget-me-not, Helianthus, Hollyhock, Humulus, Hunnemannia, Ipomoea, African and French Marigolds, Maurandia, Mina Lobata, Nasturtium, and Portulacca. Continue to plant Dahlia and Tuberos bulbs and set out Shasta Daisy, Daisy, Hollyhock, Pansy, Stock, Verbena, Violet and Zinnia plants.

**June**

Sow Centaurea, Cosmos, Nasturtium and Portulacca. Plant Dahlia and Tuberos bulbs and set out Chrysanthemum plants.

**July**

Sow Cosmos, Nasturtium, Pansy and Portulacca.

**August**

Sow Calceolaria, Cineraria, Pansy, Primula, Stock and Verbena.

**September**

Sow Calceolaria, Campanula, Cin-

eraria, Carnation, Forget-me-not, Hollyhock, Pansy, Primula, Oriental, Poppy, Shasta Daisy, Stocks and Sweet Peas.

**October**

A good month to sow hardy annuals in the open ground. Sow Alyssum, Calendula, Candytuft, Annual Chrysanthemum, Clarkia, Eschscholtzia, Forget-me-not, Hollyhock, Larkspur, Mignonette, Poppies, Scabiosa, Snapdragon, Stocks, Sweet William, Sweet Peas, Verbena, Violet, (Tufted Pansies), and Wallflower. Plant Hyacinths, Tulips, Daffodils, Narcissus, Jonquils and other Dutch bulbs; also Carnation plants.

**November**

Sow hardy annuals in the open ground, such as Alyssum, Calendula, Candytuft, Columbine, Annual Chrysanthemum, Clarkia, Eschscholtzia, Forget-me-not, Larkspur, Linum, Mignonette, Nemophila, Poppies, Sweet Peas, Pansies and Stocks. Continue to plant Hyacinths, Tulips, Daffodils, Narcissus, Jonquil and other Dutch bulbs; also Carnation plants.

**December**

A good month in which to spade over the ground. Spread a good, thick dressing of stable manure over the surface, and dig the ground as deeply as possible. Continue to sow hardy annuals in the open ground, such as varieties mentioned for planting in November; also continue to plant Dutch bulbs and Carnation plants.

**FLOWER SEEDS**

**SWEET PEAS**

Spencer varieties in mixed and straight colors in bulk.....30 cts. per oz.  
Early Flowering, mixed.....50 cts. per oz.

**NASTURTIUMS**

Tall Mixed.....20 cts. per oz.  
Dwarf Mixed.....20 cts. per oz.  
All other Flower Seeds in packets, per packet.....10 cts. to 50 cts.

**VALUABLE TABLES**

	Lbs. to the Acre
Alfalfa or Lucerne .....	20 to 30
Barley—Broadcast .....	125 to 130
Beans, Dwarf or Bush—Hills.....	40

	Lbs. to the Acre
Beans, Dwarf or Bush—Drills .....	80
Beans, Tall or Pole—Hills.....	25
Beet, Garden .....	10

	Lbs. to the Acre
Beet—Field .....	10
Broom Corn—Drills .....	12
Buckwheat—Broadcast .....	45
Cabbage in beds to cover an acre after transplanting .....	¼
Carrots—Drills .....	3
Clover, Red alone—Broadcast.....	12 to 15
Clover, White alone—Broad- cast .....	8 to 10
Clover, Alsike—Broadcast .....	6 to 8
Corn, to cut green for fodder— Drills or Broadcast .....	125
Cucumber—Hills .....	2
Flax (when wanted for seed).....	30
Flax (when wanted for fibre).....	50
Grass, Kentucky Blue (for pasture) .....	30 to 50
Grass, Kentucky Blue (for lawns)....	60
Grass, Orchard .....	40
Grass, English or Australian Rye (for meadow) .....	50
Grass, English or Australian Rye (for lawns) .....	75
Grass, Italian Rye .....	40 to 50
Grass, Red Top .....	30
Grass, Timothy .....	15 to 20
Grass, Meadow Fescue or English Blue Grass .....	30
Grass, Mesquit (in the chaff) .....	35
Grass, Hungarian .....	25 to 30
Grass, Millet (for pasture).....	25 to 30
Grass, Millet (for seed).....	15

	Lbs. to the Acre
Grass, Mixed Lawn .....	60 to 65
Grass, Sainfoin .....	40 to 50
A much larger quantity of seed is required to make a close, fine lawn than for other purposes.	
Grass Mixture—	
For mowing or grazing.....	{ Clover ..... 8 Timothy ..... 15 Red Top ..... 15
Hemp—Broadcast .....	40 to 50
Melon, Water—Hills .....	2 to 3
Melon, Musk—Hills .....	2 to 2½
Oats—Broadcast .....	80 to 90
Onion, Black Seed—Drills.....	5 to 6
Onion, Top Sets—Drills.....	250
Onion, Black Seed for bottom sets....	30
Parsnips—Drills .....	5 to 6
Peas—Drills .....	100
Peas—Broadcast .....	200
Potatoes—Hills .....	500 to 600
Pumpkin—Hills .....	5 to 6
Radish—Drills .....	8 to 10
Rye—Broadcast .....	75 to 100
Sage—Drills .....	8
Spinach—Drills .....	10
Squash, Bush Varieties—Hills.....	4
Squash, Running Varieties—Hills....	3
Sugar Cane .....	4 to 5
Tomato—In beds to trans- plant .....	¼ to ½
Turnip and Ruta Baga—Drills.....	1½ to 2
Turnip and Ruta Raga—Broadcast....	3
Vetches—Broadcast .....	150
Wheat—Broadcast .....	80 to 100
Wheat—Drills .....	75 to 80

**Quantity of Seed Required to Produce a Given Number of Plants or Sow  
a Certain Quantity of Ground**

Artichoke.....	1 oz. to 500 plants
Asparagus.....	1 oz. to 60 ft. of drill, or 500 plants
Beans, Dwarf.....	1 lb. to 50 ft. of drill
Beans, Tall.....	1 lb. to 75 hills
Beet.....	1 oz. to 50 ft. of drill
Brocoli.....	1 oz. to 2000 plants
Brussels Sprouts.....	1 oz. to 2000 plants
Cabbage.....	1 oz. to 2500 plants
Carrot.....	1 oz. to 200 ft. of drill
Cauliflower.....	1 oz. to 2500 plants
Celery.....	1 oz. to 4000 plants
Chicory.....	1 oz. to 100 ft. of drill
Corn.....	1 lb. to 150 hills
Cress.....	1 oz. to 100 ft. of drill
Cucumber.....	1 oz. to 75 hills
Egg Plant.....	1 oz. to 1500 plants
Endive .....	1 oz. to 200 ft. of drill, or 3000 plants
Kale.....	1 oz. to 2000 plants
Kohl Rabi.....	1 oz. to 2000 plants

Leek.....	1 oz. to 200 ft. of drill
Lettuce.....	1 oz. to 3000 plants
Melon, Water.....	1 oz. to 30 hills
Melon, Musk.....	1 oz. to 75 hills
Okra.....	1 oz. to 50 ft. of drill
Onion Seed.....	1 oz. to 150 ft. of drill
Onion Sets.....	1 lb. to 20 ft. of drill
Parsnip.....	1 oz. to 200 ft. of drill
Parsley.....	1 oz. to 200 ft. of drill
Peas.....	1 lb. to 50 ft. of drill
Pepper.....	1 oz. to 1500 plants
Pumpkin.....	1 oz. to 40 hills
Radish.....	1 oz. to 100 ft. of drill
Salsify.....	1 oz. to 60 ft. of drill
Sage.....	1 oz. to 200 ft. of drill
Spinach.....	1 oz. to 100 ft. of drill
Squash, Early.....	1 oz. to 50 hills
Squash, Winter.....	1 oz. to 50 hills
Tomato.....	1 oz. to 4000 plants
Tobacco.....	1 oz. to 10,000 plants
Turnips.....	1 oz. to 250 ft. of drill



Table Showing the Number of Plants or Trees to the Acre at Given Distances

Dist. Apart	No. Plants	Dist. Apart	No. Plants
½ foot .....	174,240	8 feet .....	680
1 foot .....	43,560	9 feet .....	537
1½ feet .....	19,360	10 feet .....	435
2 feet .....	10,890	11 feet .....	360
2½ feet .....	6,969	12 feet .....	302
3 feet .....	4,840	15 feet .....	193
4 feet .....	2,722	18 feet .....	134
5 feet .....	1,742	20 feet .....	108
6 feet .....	1,210	25 feet .....	69
7 feet .....	889	30 feet .....	49

Measurement of Hay in the Mow

To ascertain the weight of hay in a mow, find the cubic contents in feet, and divide by 512. The result will give the quantity very approximately in tons.

WEIGHT OF VARIOUS SEEDS PER BUSHEL

	Per Bus.		Per Bus.
Barley .....	48 lbs.	Meadow Fescue .....	24 lbs.
Beans .....	60 lbs.	Millet .....	50 lbs.
Blue Grass—		Oats .....	32 lbs.
Kentucky .....	14 lbs.	Onion Sets .....	32 lbs.
English .....	24 lbs.	Orchard Grass .....	14 lbs.
Canary Seed .....	60 lbs.	Peach Pits .....	48 lbs.
Cheat .....	34 lbs.	Peas, Smooth .....	60 lbs.
Clover Seed .....	60 lbs.	Peas, Wrinkled .....	56 lbs.
Corn-Wheat .....	60 lbs.	Potatoes .....	60 lbs.
Corn, Shelled .....	56 lbs.	Rape .....	60 lbs.
Charcoal .....	22 lbs.	Rye .....	56 lbs.
Perrenian Rye .....	20 lbs.	Red Top .....	14 lbs.
Flax Seed .....	56 lbs.	Solid Seed .....	42 lbs.
Grass Seeds (unless otherwise		Speltz .....	40 lbs.
stated) .....	14 lbs.	Timothy .....	45 lbs.
Hemp Seed .....	44 lbs.	Vetches .....	70 lbs.
Hungarian .....	48 lbs.	Wheat .....	60 lbs.
Lawn Grass .....	20 lbs.	Buckwheat .....	40 lbs.

# GROMORE

DEPENDABLE

TRADE MARK



# FERTILIZER

PROFIT—PLEASURE CONTENTMENT

For Lawns, Flowers, Gardens, Shrubs, House Plants,  
Fields and Orchards

Sample and Book FREE—Tells just HOW

**Odorless—Clean—Efficient**

Price

Sold in 25-lb. White Cotton Bags, . . . . . \$  
2-lb. Packages, . . . . .  
and Gunnies Containing **125** lbs. . . . .

GROMORE means *Delicious Berries*, size and color.

One pound to each year age of tree.

A 25-lb. bag covers a lawn space of 30 x 40 or 1200 square feet.  
Lasts a year or more.

A tablespoonfull to a hill of potatoes, tomatoes or ordinary rose bush  
means abundant flowers, crisp and early vegetables.

A teaspoonfull to a 6 to 8-inch potted plant. Ferns love it. Fully  
GUARANTEED.

Positively kills cut worms.

Absolutely removes the moss from your lawn.

The QUANTITY used makes it the most Economical, being four  
times the strength of the usual commercial fertilizer.

Best money can buy—Best earth can produce.

No Filler, No Bulk—All Fertilizer.



## GARDEN TOOLS

Rakes  
Hoes  
Forks  
Shovels

Spades  
Trowels  
Weeders  
Edgers

Garden Plows  
Hand Cultivators  
Wheel Barrows  
Sprinklers

## LAWN MOWERS

Ball Bearing  
Plain Bearing

## HOSE

Garden

Spray

## LADDERS

Step

Orchard

Extension

## TWINES

Budding

Sack

Tying

---

PIPE

FITTINGS

VALVES

---

## FENCING

Lawn

Stock

Poultry

# FRESNO HARDWARE CO.

1247-51 Jay Street  
TWO PHONES, 440 and 441



# In Planting Time or Harvest Time

or planning time, your home and family are your first consideration. Music is one of the best means of making a happy contented family. It especially makes an attractive home for the young people, but it also can be a tonic to you after a hard day's work.

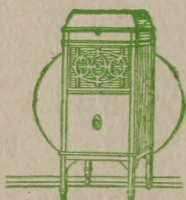
## MUSIC

to be appreciated must have a good medium of expression. Our 25 year's experience enables us to offer you time-tested best values, and backing of a guarantee based on established reputation.

Edison Diamond  
Disc  
Phonographs

Columbia  
Phonographs

Records



Ampico Reproducing  
Pianos

Chickering  
Haines Bros.

Foster, Werner  
and other Pianos

# HOCKETT-BRISTOL & COWAN

1253 J Street,

Fresno