


## **Historic, Archive Document**

Do not assume content reflects current scientific knowledge, policies, or practices.



ANNUAL ILLUSTRATED CATALOGUE OF  
**PURITY BRAND**  
**GARDEN AND FIELD SEEDS**

SPECIALLY SELECTED *for*  
THE SOUTHERN PLANTER



NICHOLSON'S PURITY BRAND  
BIGHEAD MILLET

**ROBERT NICHOLSON**  
SEEDSMAN, DALLAS, TEXAS



# To My Friends and Customers

I take great pleasure in handing you my illustrated catalogue, which gives short descriptions of what I consider about all of the best Garden and Field Seeds suitable for the Southern planter. Most seed houses list a great many different varieties but my observation has been that those I have listed in this catalogue are the ones that will give best satisfaction, in other words I do not take up a lot of space with novelties, club offers and other things of this kind, I try to list all new articles that I find are worthy of the planters consideration.

A great many seed houses use page after page in their catalogues listing seeds under new names and as being improved types of certain varieties, while in reality they are nothing more than some of the staple varieties given new names in an effort to boost the sale of them, and to make a big showy catalogue, leaving the impression on the buyer that the house offering them must be a wonderfully large institution to carry such an endless variety of seeds.

I have been in the seed business for more than forty years, the past thirty-six years right here in Dallas, during this time I have made a careful study of the seeds of the Southern Merchants and Planters, sparing no effort in the way of investigating any and all new garden and field seeds that are offered and when they have proven suitable for my customers I am glad to catalogue and offer them for sale.

The hundreds of satisfied customers who have been buying seeds from me (numbers of them for 25 years or more) is I believe evidence that my policy is a good one,

and that Nicholson's Purity Brand Seeds have gained the reputation of being all that I claim for them. Practically all orders are filled and shipped the same day they are received and with my present organization each order that is received is handled by an expert in his respective department and after each days work is over I personally go over all orders and if I find anything that has not been handled properly I will always write you and adjust things to your entire satisfaction.

Each year I have improved my facilities for cleaning and handling seed until I believe I now have the most modern plant in the Southwest.

I have established a laboratory in which I test most all seed for germination, those varieties which I am unable to test I have tested by the United States Department of Agriculture, by this means I am able to tell you the germination of practically all seed I offer for sale, thus insuring you as to whether they will grow or not.

After receiving my price list compare prices with other seed houses and consider the service and I believe I can convince you that Nicholson's Purity Brand Seeds are the best ones for you to use. If you wish a sample of

seed before buying write me and I will be glad to send it.

Hoping to be favored with your orders which will always have my best attention, I am

Yours very truly,

ROBERT NICHOLSON.

**PRICES** Most catalogues you receive quote prices on everything offered. You perhaps may wonder why prices are not quoted in this catalogue. The reason is this: This catalogue is intended to give descriptions to guide the purchaser in buying. The reason prices are left out is because prices on a great many Seeds change considerably during the year, and where prices are quoted in a catalogue they are naturally made high enough to cover any changes that may happen during the year. I issue a price list every month giving lowest market quotations at time price list is issued, so that whenever you are ready to buy any seeds, if you will write me, I will be glad to send you my latest price list, which I am sure will save you considerable money.

## HOW TO ORDER

I Respectfully Request Customers to Follow These Instructions and Fill Out Order Sheets Carefully

**EARLY ORDERS**—While I use my best efforts to ship all orders same day received, sometimes during the height of the busy season it is impossible to do this. During the rush season mistakes will sometimes occur and to avoid these and get better service you should make out your order immediately on receipt of catalog, sending it in to me to be filled. In this way you get the benefit of better service, your order being filled from a more complete stock, as there are always some varieties of Seeds of which there is a short crop and are sold out early in the season.

**REFERENCE**—Any bank or business house in Dallas, Dun or Bradstreet's Agencies.

**TERMS**—My terms are cash with the order. If wanted sent by mail, add postage.

**SHIPPING INSTRUCTIONS**—In ordering seeds, always state whether to ship by mail, express or freight. Always give your post-office address and shipping point. Make your order out on the Order Sheet, and any other matter you wish to write about on another.

**WARRANTY**—I send out only seeds that will, to the best of my belief, give entire satisfaction; immunity from error being, however, unattainable and success so largely dependent on outside influences, it must be expressly understood that Robert Nicholson gives no warranty, expressed or implied, as to description, purity, productiveness, or any other matter of any Seed he may send out, and he will not be in any way responsible for the crop. If the purchaser does not accept the goods on these terms, they are at once to be returned and any money paid for same will be refunded.

**PARCEL POST RATES AND INSTRUCTIONS**—With the following instructions all you have to do is figure the gross weight of your order and then ask your postmaster the zone your post office is in, using Dallas as a center and add amount of postage to your order.

**LOCAL RATE**— 5c for 1st pound and 1c for each additional two pounds.

**1st & 2nd ZONES**— 5c for 1st pound and 1c for each additional pound.

**3rd ZONE**— 6c for 1st pound and 2c for each additional pound.

**4th ZONE**— 7c for 1st pound and 4c for each additional pound.

**5th ZONE**— 8c for 1st pound and 6c for each additional pound.

**6th ZONE**— 9c for 1st pound and 8c for each additional pound.

**7th ZONE**— 11c for 1st pound and 10c for each additional pound.

**8th ZONE**— 12c for 1st pound and 12c for each additional pound.

Parcel Post is a 4th class matter which includes Seeds, Plants, Bulbs, Roots, Tools, Insecticides (in dry and paste form) odorless Fertilizers and Requisites, may be forwarded by Domestic Parcel Post within the United States.

Weight limit in 1st, 2nd and 3rd zones is 70 pounds and 50 pounds in all other zones. The limit of size is 84 inches for the combined length and girth of parcels.

**DRY MEASURE**—Quarts of Beans, Peas, Corn, Onion Sets, etc., take 2-lb. rates.

Customers desiring further information not given here can easily obtain same from their postmaster.

# PURITY BRAND GARDEN SEEDS

In the following pages I list only the cream of all the varieties of vegetable seeds which by actual test have proven themselves worthy and suitable for the Southern planter. In making tests of seeds I have thrown out many varieties, and have added better ones in their places. From good seeds only can good crops be grown, and you should never risk planting an inferior grade of seed. Seeds of the best quality sometimes fail through improper treatment, sowing the seed too deep or too shallow, or in too wet or too dry soil. For these reasons, I cannot of course guarantee or be responsible for a crop, as success is dependent upon natural causes which are beyond human control.

## Asparagus Roots (2 Years Old)

**CONOVER'S COLOSSAL**—Standard variety; large, deep leaved, tender, good flavor.

**COLUMBIAN MAMMOTH WHITE**—Stalks remain white as long as they are fit for use. Grows to large size and is of fine quality.

**BARR'S MAMMOTH**—Very large stalks, few scales, round heads.

## SELECTED BUSH BEANS

One pound plants 75 to 100 foot drill.

### Green Pod Varieties

**BLACK VALENTINE**—Excellent bean for market gardeners, especially in earliness, in abundance of pods and uniform ripening. Very extensively used in the South as the pods retain their color and freshness. Fairly good flavor and handsome in appearance. Vines vigorous and very hardy, holding pods well up from ground. Pods 5 to 5½ inches long, round, thick, meaty, tender and stringless. Seed medium size, black.

**BURPEE'S STRINGLESS GREEN POD**—Extra early, very prolific, and entirely stringless, crisp and tender, and of fine quality.

**WARDWELL'S KIDNEY WAX**—Extra early, long, flat wax pods. Remarkably free from rust, and is largely used as a shipping bean in Texas.

**PENCIL POD BLACK WAX**—This is an extra fine strain of the Black Wax variety, with long, slender, round pods of the finest quality.

**DWARF PROLIFIC BLACK WAX**—Has long, round pods of attractive waxy color, solid, tender; good flavor.

### Wax Varieties

**WARDWELL'S KIDNEY WAX**—Extra early, long, flat wax pods. Remarkably free from rust, and is largely used as a shipping bean in Texas.

**PENCIL POD BLACK WAX**—This is an extra fine strain of the Black Wax variety, with long, slender, round pods of the finest quality.

**DWARF PROLIFIC BLACK WAX**—Has long, round pods of attractive waxy color, solid, tender; good flavor.

**GIANT STRINGLESS GREEN POD**—A very prolific bearer, pods 5 to 6 inches long, stringless, crisp, round and fleshy.

**HOPKINS' IMPROVED RED VALENTINE**—Very early and one of the most popular round, green pod beans.

**LONGFELLOW**—Vigorous in growth, bearing abundance of pods five to six inches long, round, slightly curved, stringless when young, of good quality.

**TENNESSEE GREEN POD**—Has very long, flat, bright green pods of splendid quality, is very prolific and one of the earliest beans to be had.

**DAVIS KIDNEY WAX**—Plant is very vigorous and upright in growth, holding pods well up from the ground. This bean enjoys very large sale on account of its superior quality and handsome appearance. An excellent bean for market and private gardeners. Pods white waxy color, 5 to 5½ inches long, flat, wide, straight. Seed white, kidney-shaped.

**IMPROVED GOLDEN WAX**—Very popular and well known. A standard variety.

### Bush Lima Beans

One pound plants  
100 foot drill.

**NICHOLSON'S SPECKLED LIMA**—A brown, flat bean, mottled with deep brown spots, size somewhat larger than Sieva, most prolific bush Lima grown, flourishes in the driest weather and is almost drought proof, a perfect bush butter bean growing 18 inches to 2 feet high, begins blooming early and if kept closely picked, continues

to bear until frost kills the plant; good for summer or winter use.

**HENDERSON'S BUSH LIMA**—This is the best white bush lima bean and should be planted in every home garden. They are not only good when green but the dry beans are excellent for winter use.


### POLE BEANS

One pound plants 150 to  
175 foot drill

**STRIPED CREASEBACK**—If you want a first class pole bean to plant in your corn, this is certainly the variety that you should plant with full assurance that it will give you the kind of results that you are looking for. It is a green pod bean, producing beans about 6 inches long, round and well filled. Highly recommended.

**WHITE CREASEBACK**—Long, round pods, stringless, fleshy and tender.

**KENTUCKY WONDER**—Considered to be the best green pod sort, early, productive and entirely stringless. Uniformly solid, easy to cook, and of fine flavor. A really reliable producer.



Improved Golden Wax Beans.

### Pole Lima Beans

One pound plants 125 to 150 foot  
drill.

**SMALL SIEVA, or POLE LIMA**—Earlier, hardier and more prolific and more desirable for table use either green or dry than the larger varieties. These beans bear profusely until killed by frost.

**NICHOLSON'S SPECKLED LIMA POLE**—I recommend this variety very highly to the Southern planter. It is practically the same as the bush variety, except being a climber.

**INSECT REMEDIES**—For Bean Leaf Beetles and Bugs that eat holes in leaves, spray with Arsenate of Lead. Two pounds to 50 gallons of water. For Bean Aphid or Lice, use Black Leaf 10. For Fungus Diseases and Rust, spray with Bordeaux Mixture.



# Table Beets

The best results are obtained on a deep, rich, sandy loam. Always sow in freshly prepared soil. One ounce will sow 50 feet of drill; sow five to six pounds per acre in drills. For field culture drills should be 2½ feet apart, covered three-fourths inch deep.

**EARLY BLOOD TURNIP**—One of the best known and most popular; an early sort, smooth and dark red.

**LONG SMOOTH BLOOD**—Long, smooth and dark red. A late variety of fine quality.

**SWISS CHARD OR SPINACH BEET**—This is not grown for its roots but is a salad and is particularly desirable because it combines two vegetables in one, the young leaves being used as greens and later, the broad, flat, beautiful, wax-like leaf stems are cooked and used either as a salad or like asparagus. Also makes desirable pickles. Chard makes a very attractive plant and should be grown in every garden.

**DETROIT DARK RED**—Round, skin and flesh dark red, zoned with a lighter shade; tender and sweet, highly recommended for market gardeners also for home gardens, canning and pickling.

**DEWING'S BLOOD TURNIP**—An improved variety of deep blood color, fine form and flavor, and a favorite variety.

**CROSBY'S EGYPTIAN**—The best for early market; and an improvement over the regular Egyptian variety.

**EARLY EGYPTIAN**—This is an extra early variety, produces flat, smooth turnips of fine quality.

**ECLIPSE BLOOD TURNIP**—Early, round, smooth and dark red. One of the best for market.



Detroit  
Dark Red.

# Choice Cabbage

For the earliest setting in the spring, set out in February or March plants which have been wintered over, either in cold frames or out of doors. For a succession sow the early varieties in hot-bed or cold frames in January, February or early March. Later sow the early varieties out of doors in March or April. For **Winter Cabbage** sow in April, May or June, transplanting in July or August to head up during late fall and winter. **Fall Sowing**, to make plants for setting out in the fall or early spring, should be made after September 20th; if sown earlier they will likely shoot to seed, especially the flat-headed kinds. Early varieties should be set 18 inches apart in 2½ to 3 foot rows; late varieties, being larger, should be set 2 feet apart in 3 foot rows. One ounce will produce about 2,000 plants; six ounces will make plants for an acre. Use good rich soil, plenty of manure and fertilizer, and work frequently and deeply.

**NICHOLSON'S EXTRA EARLY**—An exceptionally fine extra early Cabbage, with solid, flat heads. Highly recommended.

**NICHOLSON'S EARLY WONDER**—A medium early, flat head Cabbage of the very finest quality.

**NICHOLSON'S PRIZE HEAD**—A late, large, deep, flat head Cabbage of the very finest quality.

**EARLY JERSEY WAKEFIELD**—Considered to be the finest of the early, cone-shaped head varieties and is a standard everywhere it is used.

**CHARLESTON WAKEFIELD**—Is about one week later than the Early Jersey Wakefield, and makes much larger heads; is very popular.

**HENDERSON'S EARLY SUMMER**—Heads large, round and very compact; ten days earlier than the Jersey Wakefield.

**EARLY FLAT DUTCH**—One of the best second early varieties of Cabbage grown. Probably more of this variety is planted in Texas than any other kind.

**STEIN'S EARLY FLAT DUTCH**—Considered to be an improvement over the Early Flat Dutch, and is very popular with a great many truck growers.

**SUCCESSION**—Long a favorite with Southern market gardeners and shippers. A good second early, following in maturity varieties like Allhead Early and Sure Crop, and is a splendid general purpose Cabbage for both spring and fall planting. Medium to large; solid; reliable header.

**PREMIUM LATE FLAT DUTCH**—The old favorite for fall and winter use. Grows low to ground, heads large, bluish green in color, broad and flat top.

**EARLY DRUMHEAD**—A standard variety, fine quality.

**ALL SEASONS**—Heads very deep, splendid keeper. Medium early, forming large, fine heads of the finest quality. Plants are very vigorous and sure heading, leaves large and smooth, with dense bloom. Remarkable for its ability to stand the hot sun and dry weather. One of the very best sorts for general cultivation.

**SUREHEAD**—Produces large, round, flat heads of the Flat Dutch type, fine texture. Largely grown by market gardeners.

**DANISH BALL HEAD**—Considered to be one of the most popular varieties of Cabbage for the winter market. The heads are round and hard, making it a splendid shipping variety. Grows well in all soils and under most conditions, withstanding hot, dry weather, and does not rot in wet seasons.



Nicholson's Extra Early Cabbage.

## Carrots

**OXHEART**—This is a splendid table variety and is one of the most popular with market gardeners. Desirable for home use.

**DANVERS' HALF LONG**—An excellent market variety of medium size, of a rich, orange red color, smooth, handsome.

## Stock Carrots

**MASTODON**—This is one of the largest half long varieties of stock Carrots grown, produces enormous crops of roots per acre. This variety is easier harvested than the longer varieties and equally as productive. Plant 2 to 3 pounds per acre.

**WHITE BELGIAN**—The South is just beginning to appreciate the value of root crops for stock feeding. The Belgian Carrot is an immense cropper, often producing 15 to 20 tons per acre. Stock Carrots fed with dry feed keep animals in good condition, and is a great milk producer. Sow in rows 24 to 30 inches apart, 3 to 4 pounds of seed per acre.

**LONG ORANGE**—Old standard long variety suitable for table use, also for stock feeding.

## Chinese Cabbage

**PE TSAI**—Improved Chinese Cabbage; it is very easily grown and does well in nearly all parts of the country. It should be grown as late cabbage, planting in June or July, as the early plantings are likely to run to seed. It has a mild flavor and may be eaten raw or cooked. Boiled and seasoned with butter it is especially fine.



Early Snowball Cauliflower.



Danvers' Half Long Carrots.



Chinese Cabbage.

## Collards

The Collard is a kind of Cabbage which sometimes forms a compact head; a great favorite of most people after the vegetable has been subjected to a heavy frost or even icy weather, and the cold does not hurt them for eating purposes. The Collard is one of the most valuable and most favored vegetables. The leaves can be pulled from underneath the head of the plant and cattle, horses, hogs and poultry are very fond of them. Such action does not injure the growing and the preserving of the Collard for human food.

The Collard is excellent for food from a plant ten inches in height up to a stalk three to four feet in height. It is nothing unusual for the Collard to grow five or six feet in the South. After the Collard leaves have been plucked away and later the head has been cut off, the young, crisp sprouts springing out from the invincible stalk are a delicious dish. As a rule, when properly boiled the leaves or sprouts may be partaken of with safety as well as a keen relish by anyone who can digest solid food at all. Furthermore, it will grow in a soil that is sometimes too poor to grow Cabbage, and many people in the Southern States, where it is best known prefer Collards as a vegetable rather than Cabbage. The Collard is here, and here to stay, for when people, all kinds of stock, hogs and poultry, have a growing and yearning palatable desire for the plant, it is bound to grow. This is the case with the Collard. The Collard is planted and grown same as Cabbage, and the leaves or sprouts are boiled, seasoned with bacon or other fat and cooked until tender, then served hot or cold and makes a delicious dish.

**GEORGIA, OR SOUTHERN**—The standard variety of Collards, planted all over the South. Sow seed as for Cabbage. Transplant when a month old in rows a foot apart each way and hoe often.

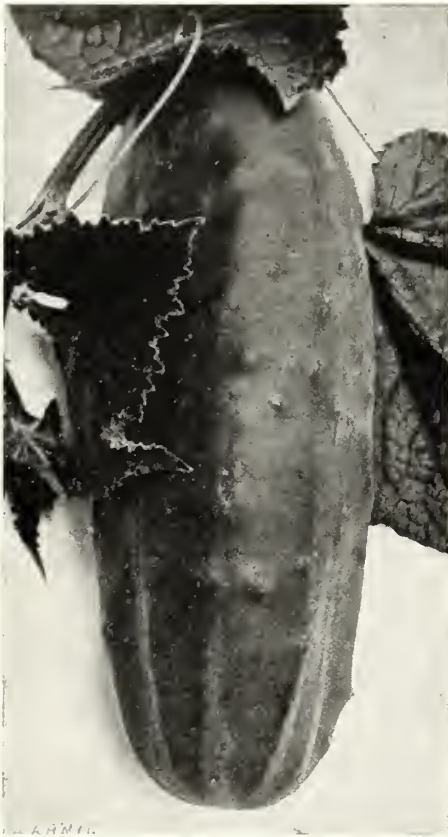
## Cauliflower

The Cauliflower, although one of the most delicious vegetables, is but little grown except by professional gardeners, because of the erroneous notion that it is so difficult to grow that only skilled gardeners can produce it. Anyone will be reasonably certain of success with this most desirable vegetable. Can be grown in the South as easily as Cabbage. All they need is rich soil and plenty of water. Planted both in the Spring and in the Fall. I have been very successful in growing Cauliflower, and will be glad to give full information to those who are interested in this crop.

**EARLY DWARF ERFURT**—A remarkably sure heading Cauliflower. Of dwarf habit with short outside leaves. The heads when ready for market are of medium to large size, curd white, exceptionally deep and of finest quality. It will give excellent results for either home garden or market.

**EARLY SNOWBALL**—Undoubtedly the finest variety ever introduced. Produces beautiful snow-white heads of finest flavor.





Davis Perfect Cucumber.

## Sugar Corn

**ADAMS EXTRA EARLY CORN**—The earliest variety of corn for roasting ears, matures in 60 to 65 days. Plant 10 to 12 pounds per acre.

**ADAMS EARLY**—Matures about a week later than Adams Extra Early; makes larger ear and is planted more extensively for home use, also for market.

**STOWELL'S EVERGREEN**—The standard wrinkled variety sweet corn.

**COUNTRY GENTLEMAN**—This variety has small cob with small deep kernels, exceptionally fine for canning as well as roasting ears.

**GOLDEN BANTAM**—This is the sweetest of the sweet corns; although the ears are small, it is very hardy and grows beautiful well filled golden ears which cannot be beat for table use.

## Horseradish

Horse Radish produces no seed, but is grown from pieces of the root. Plant in rows 2½ feet apart, setting the pieces of roots 18 inches apart in rows, vertically, small end down, and top 1 to 3 inches below the surface.

## Cucumbers

Form low, flat hills, six feet apart each way, of rich soil, by mixing in a quantity of thoroughly decomposed manure, stirring the soil to a depth of six inches or more; or open shallow trenches six to eight feet apart and mix with the bottom earth a quantity of similar manure, and replace the surface soil. Scatter on each hill 15 or 20 seeds, or one every inch along the rows, and cover 1 inch deep, pressing soil firmly. Two ounces for 100 hills; 2 pounds for an acre.

**EARLY CLUSTER**—This is a very early variety, bearing in clusters of two and three. If kept gathered from the vines it will continue to set fruit through a long season. This is a splendid variety for pickles.

**COOL AND CRISP**—This is a strain of White Spine, similar to the Arlington White Spine only larger, fruits are long, round and dark green in color; an excellent variety for slicing.

**EARLY FORTUNE WHITE SPINE**—An exceptionally fine early and productive cucumber; an improved strain of the White Spine variety.

**DAVIS PERFECT**—Ideal cucumber for shipping and home use. Dark green in color, uniform in size and almost seedless, which makes it very desirable for slicing.

**KLONDIKE**—This is an attractive, dark green variety, fruits 7 to 8 inches long, regular in size and shape, extra early, crisp, and unsurpassed for slicing.

**ARLINGTON WHITE SPINE**—An old timer and a good one.

**LONG GREEN**—One of the earliest long green varieties, fruits 10 to 12 inches long, of a rich dark green color, fine for shipping, also good pickling variety when young.

**CHICAGO PICKLING**—Small variety used extensively for pickling; prolific.

## Celery

Celery seed is slow to germinate and ample time must be given. Sow thinly, cover lightly and keep constantly moist. Count on about 7,500 plants per ounce, or ¼ pound per acre. When the seedling plants are 3 inches high they should be clipped for stocky growth, or else transplanted.

**GIANT GOLDEN HEART**—This is one of the largest of the green varieties. It not only grows tall, but is very thick in diameter and is very hardy and easily grown. The stems are wide and flattish and of very best quality.

**GOLDEN SELF-BLANCHING, OR PARIS GOLDEN**—The best market variety, especially for early crop. The plant is naturally golden-yellow (both stem and leaves), but needs to be blanched to make it brittle and fit for table; rather small bunch. French grown.

**WHITE PLUME**—A comparatively easy variety to grow, as it is fairly hardy, and being naturally white, is easy to blanch. The leaves are also white, tinted with green at tips. Forms a medium size bunch, fairly tall; early.



Black Beauty Egg Plant.

## Egg Plant

One 10c packet of seed will make plants for 200 ft of rows.

**BLACK BEAUTY**—Nearly two weeks earlier than any other variety, producing large, thick, luscious, purplish fruits of the finest quality.

**NEW YORK IMPROVED PURPLE SPINELESS**—The leading market variety, and undoubtedly the best for size, quality and productiveness.



Golden Heart Celery.



# Nicholson's Superior Lettuce

For early spring use sow in September and protect through the winter in cold frames the same as Cabbage, or sow in hot beds in February, and transplant to open ground as soon as it can be worked. For late supplies sow in the open ground as soon as the season will permit, in rows 1 foot apart; thin out plants to one foot apart in rows. In order to make lettuce head up it should be transplanted about 1 foot apart in rows 2 feet apart. When large enough to cultivate, work soil up under outside leaves so as to keep leaves in an upright position, this will cause heads to form. If this method is not followed the leaves spread out and it is inclined to run to seed.

**NICHOLSON'S NEW YORK MAMMOTH**—This is the finest heading variety I know and is grown by the leading market gardeners throughout the South and Southwest.

**BIG BOSTON**—A favorite among the old standard varieties of head lettuce, producing large solid heads almost as large as New York Mammoth, and of fine quality.

**PRIZEHEAD**—One of the best loose non-heading varieties, of fine quality and very popular.

**EARLY CURLED SIMPSON**—A loose bunching sort, light green in color, crisp and tender.

**HANSON**—This is a fine variety for late summer planting as it stands the hot dry weather and does not get bitter like some summer varieties.

**BLACK SEEDED SIMPSON**—A bunching variety, forming no definite head. It has a large mass of fine brittle leaves of a light green, attractive color.



White Velvet Okra.

## Okra

This vegetable is extensively grown for its green pods, and is used in soups and for greens. It has a zestful flavor particularly its own, and has gained a prominent place in the vegetable list. It is comparatively new to states north of Tennessee, but will do well wherever there is warm sunshine. Sow the seed thickly in rich ground about the middle of May, or when the ground has become warm, in drills 3 feet apart, 1 inch deep; thin to ten inches apart in drills.

**WHITE VELVET**—Pods large, white, very smooth; an abundant bearer. This distinct and beautiful variety was originated in Georgia.

**GEORGIA FAVORITE DWARF GREEN**—Very early and productive. A distinct variety, growing about 14 inches in height.

**LONG GREEN**—Pods are dark green and stalks tall.

**PERKINS LONG POD**—This is a very prolific variety, pods intense green in color and of unusual length, very slim and do not get hard as is the case with other Okras.

**NICHOLSON'S LONG POD DWARF GREEN**—This is an improved green pod Okra of excellent quality, producing an abundance of long, tender green pods, and promises to be a favorite with market gardeners.

## Kale

Kale is used for greens; a large producer. For winter crop, sow from August thru the fall in drills two feet apart, thin out to 8 inches in row and cultivate as Cabbage. One ounce for 1,000 plants, 3 lbs. per acre.

**SCOTCH CURLED**—Most tender and delicate of the Cabbage family, improved by frost, leaves look like an immense feather which are curled on the edges. Extremely hardy.



Big Boston.

## Kohl Rabi

**EARLY WHITE VIENNA**—Bulbs grow to the size of an apple when ready for use. Of a blue-whitish color, delicate cabbage-like flavor.

## Mustard

**OSTRICH PLUME**—Dark green leaves more curled on the edges than any other sort.

**SOUTHERN GIANT CURLED**—Large variety forming a great mass of beautiful leaves, ruffled and finely curled on the edges.

**CHINESE GIANT**—Very hardy, smooth, broad-leaved variety. Leaves are thin and deeply shaded with broad white midrib.

**ELEPHANT EAR**—Very similar to the Chinese Giant.



Southern Giant Curled Mustard.



# Muskmelons

## or Canteloupes

**Culture.**—A rich, deep, sandy loam, well worked and highly manured, is of the first importance. Plant when all danger of frost is over, in hills 5 to 6 feet apart each way; scatter about a dozen seeds to a hill, and, after they are out of danger from bugs, thin to three or four plants. When they have four or five rough leaves pinch off the end of the main shoot, which will cause the lateral branches to put forth sooner. This will strengthen the growth of the vines and the fruit will come earlier to maturity.

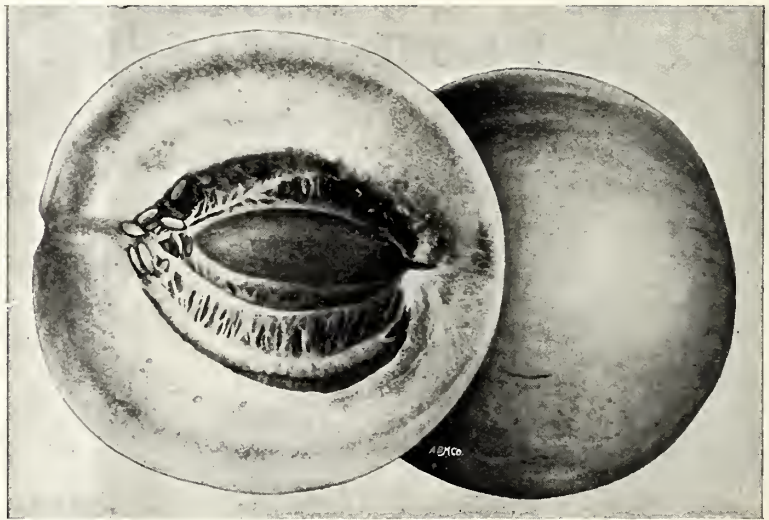
**BURRELL'S GEM**—An orange fleshed variety of Rocky Ford and of exceptionally fine quality. Heavily netted. Splendid shipper. Skin is rather dark green and rind thin, leaving a thick lining of delicious flesh.

**NETTED ROCKY FORD**—I consider this to be the finest variety of Rocky Ford Canteloupe to grow in Texas. It is a thick, green flesh variety of the finest quality, heavily netted, small seed cavity, luscious flesh, high flavor.

**SELECTED ROCKY FORD**—A standard variety which is planted more extensively than any other in the South. My seed is gathered from selected stock. The flesh of Rocky Ford is green, thick, juicy, and of delicious flavor. Its superior shipping qualities enable it to be carried great distances to market.

**CANNON BALL**—Perfectly round, heavily netted. Flesh green and very thick. Small seed cavity.

**HACKENSACK**—Very large, deep ribbed, heavily netted, flesh thick and of fine quality. One of the best, hardest and most prolific muskmelons.



Honey Dew Melon.

**NICHOLSON'S IMPROVED BANANA MUSKMELON**—This melon is not to be compared with the ordinary Banana Muskmelon that is usually sold. My grower began twelve years ago selecting only choice specimens of this melon for seed stock, and has not allowed any other melon to grow near them, and in this way has developed almost a different melon from the original. Grows 1½ to 2½ feet long, ripens in about 85 days, is very prolific, remains in bearing longer than any of the smaller melons, and withstands summer drouth and heat better. The flavor is delicious; one melon is enough for a whole family. By all means give this melon a trial and I know you will like it.

**HONEY DEW**—This new melon has created a sensation throughout the entire country. The flesh is an emerald green, very thick and fine grained, can be eaten to the rind. It is medium in size, weighing 5 to 6 pounds. One of the best keepers, which makes it of special value to large growers as they can be kept until winter months for marketing, when prices are high. Honey Dew is the result of crossing the Rocky Ford Canteloupe with a South African melon resembling a Casaba. In fact the Honey Dew resembles the Casaba, but greatly surpasses it in quality. There is every reason to believe that as soon as the productiveness, unsurpassed quality and shipping characteristics of Honey Dew become generally known it will become a standard variety.

**ACME, OR BALTIMORE MARKET**—Fruits are of large size, oval shaped, well ribbed heavily netted, and thick flesh of the best quality. Flesh is thick, green, well flavored and sweet. This variety is very productive, a sure cropper, and will prove very satisfactory to the melon grower.



Rocky Ford Canteloupe.

**INSECTICIDES.**  
For insect pests on Canteloupes spray with Black Leaf 40—or dust with Slug Shot. A mixture of lime and tobacco dust scattered on the plants while dew is on will help keep down the bugs.



# Onion Seed

While Onions will do well in most any kind of land but for better results should be planted in rich loamy soil; if planting for green onions it requires about one ounce of seed to 25 or 30 feet of drill, and for sets 20 to 25 pounds of seed per acre.

If planting for big onions sow 1 ounce of seed to 60 or 75 feet of drill, or 2½ to 3 pounds per acre. In rows 12 to 15 inches apart, for best results in growing large onions, after they begin to bowl carefully draw the dirt away from the onion until the bowl is covered about one-fourth inch, then take your garden hoe and smash the tops over on the ground; by doing this the strength all goes to the bowl and it develops very rapidly.

Onions are one of the staple crops of Texas and the Southwest. Of these the Bermuda and Crystal Wax Bermuda are the most popular varieties. Thousands of cars of these onions are shipped to the Eastern markets each year. Bermuda and Crystal Wax Onion seed are imported from the Canary Islands, and I have direct contracts with some of the best growers in that country and can furnish you with fresh new crop seed of the finest quality. The seed that I offer is all tested for germination, and I do not send out any only those of very high germination. The planter of my seed may therefore feel sure of a good stand, provided weather and soil conditions are favorable.

**YELLOW BERMUDA**—This is sometimes called White Bermuda. It is of light straw color and is used more than any of the other varieties. This is a thin, flat onion of medium size and very sweet, many people eat them like an apple.

**RED BERMUDA**—The same as Yellow Bermuda except it is a pale rose red in color, a good producer.

**CRYSTAL WHITE WAX BERMUDA**—This is rapidly becoming the most popular of the Bermuda Onions. It is a clear, waxy white onion and has the delightful mild flavor of the Yellow and Red Bermuda. Like the Yellow and Red Bermuda, it is a flat onion of medium size.



Crystal White Wax Bermuda.



Prizetaker Onions.

**EARLY WHITE PEARL**—This variety is very largely planted in the South, making a fine large, flat onion of mild flavor. Owing to the heavy demand there is a scarcity of seed of this variety.

**MAMMOTH SILVER KING**—Grows to an immense size, silvery white, fine quality.

**RED WETHERSFIELD**—The standard variety of red onion planted all over America. Grows to large size, very productive, an excellent keeper. Color is deep, purplish red, flesh white, moderately grained and very firm. Yields an enormous amount per acre. The magnificent large solid onions are nearly as mild in flavor as many varieties with skin of lighter coloring. Its splendid keeping qualities make it easy to hold crop for late winter markets.

**EL PASO, OR LARGE MEXICAN**—This is a very large, handsome, white, flat onion of quick growth and mild flavor. One of the favorites in the Southern States.


**WHITE PORTUGAL OR SILVERSKIN**—The best known and most largely used white onion. It is flat on the bottom and thick towards the top. Very hard and firm and an excellent keeper. Is largely used for white onion sets as well as for market onions and pickles.

**AUSTRALIAN BROWN**—Extra early, a sure cropper, and extra-long keeping. The bulbs somewhat resemble Danvers in size and form, but are thicker through, thus yielding a larger crop both in bulk and weight, and mature earlier. The skin is generally of a bright reddish brown while the flesh is always white, crisp, extremely solid, and of sweet, mild flavor.

**GIANT YELLOW PRIZETAKER**—This is decidedly the most profitable onion to plant in Central and North Texas. Bright straw color, mild flavor, and grows to enormous size; is a good keeper and good shipper.

## Onion Sets

An old time habit of planting onion sets only in the Spring is gradually being overcome, as people are learning more and more the value of planting onion sets in the fall, as you can have green onions in the late fall and all through the winter months, and have large onions by the time spring sets are usually put out. They should be planted deeper, in order to protect them from any unusually cold weather we might have. I can supply Yellow, Red, and Crystal White Wax Bermuda, White Pearl and Multiplying Shallots from August 15th to November. You should by all means have an onion patch included in your fall garden.



Pride of the Market.

## Garden Peas

Peas are planted in every home garden and are one of the most valuable of the garden crops. Should be planted as early as ground can be worked, in double rows 8 to 10 in. apart; 2 lbs. of seed to 100 feet of drill, 1½ bu. per acre.

**AMERICAN WONDER**—The most dwarf of any of the wrinkled peas, grows 10 to 12 inches high, is an abundant producer of fine flavored peas.

**EARLY ALASKA**—This is claimed to be the earliest pea grown. It is a smooth, round, blue pea; the plants grow about two feet high. This is a good variety for gardeners, as they ripen very rapidly and are heavy yielders.

**FIRST AND BEST**—Very early and very prolific for family use; it is equal to any of the extra early kinds; it does not ripen as even as some others, and is therefore highly recommended for family use. Height about 2 feet.

**NOTT'S EXCELSIOR**—This is a dwarf variety and a good one. The vines are more vigorous than American Wonder, growing 12 to 15 inches in height; this variety is very desirable as a second planting.

**EARLY PREMIUM GEM**—This is one of the earliest of the wrinkled varieties, pods well filled and of medium size; very desirable for home use. Height about 12 to 15 inches.

**BLISS EVERBEARING**—As the name indicates, this variety continues long bearing and very prolific, is very desirable for late summer and autumn planting. Height about 2½ to 3 feet.

**CHAMPION OF ENGLAND**—One of the best tall wrinkled varieties known for late spring and summer planting; very prolific. Height 3½ to 4 feet.

**WHITE MARROWFAT**—A very popular tall, smooth variety; large, well filled pods, very delicious while young. One of the favorites for canning, will also produce large quantities of dry peas, fine for table use. Height 4 feet.

**LANTONIAN**—It is not only an early but it is a splendid and very productive variety, while it is a dwarf it excels in yield and equals in size the Gradus; the peas number 7 to 10 to the pod, are large in size and very delicious in flavor. Height 18 to 20 inches.

**PRIDE OF THE MARKET**—This is a medium dwarf variety, prolific; has large, well filled pods; owing to its unusually large pods it is very desirable for market gardeners as a second crop. Height about 20 to 24 inches.



Nott's Excelsior.

## Parsley

Parsley is used as a garnishment for meats and salads and also adds a pleasing flavor to soups. Soak seed for several hours, sow in border or frame. Thin rows to 8 inches each way. Use one ounce of seed to 150 feet of drill.

**DOUBLE CURLED**—Standard variety, curled leaves, finest quality.



# Parsnips

Work the soil very deep and pulverize the surface thoroughly. Sow the seed in early spring,  $\frac{3}{4}$  of an inch deep, in rows 12 to 18 inches apart. One ounce of seed for 200 feet of row, 5 pounds per acre.

## LARGE SUGAR or HOLLOW CROWN

—This is the favorite variety, the young, tender roots are fine for table use, and when they are full grown they make valuable stock feed.

# Peppers

**Culture.**—Plant seed  $\frac{1}{2}$  inch deep in hot beds in March, or in boxes in the house; when danger of frost is over transplant  $1\frac{1}{2}$  feet apart in rows 2 to 3 feet wide. One ounce of seed will produce 800 to 1,000 plants.

**CHINESE GIANT**—One of the largest varieties of Sweet Pepper. The flesh is thick, tender, mild and sweet, and is unexcelled for salad or stuffed as mangoes; they can be sliced and served raw like tomatoes; when ripe the peppers are a rich, glossy scarlet, making them of unusually fine appearance.

**BELL OR BULL NOSE**—A large, early, bright red variety, mild in flavor, desirable for pickling and mangoes.

**RUBY KING**—Very prolific; when ripe the pods are a beautiful bright red,  $3\frac{1}{2}$  to  $4\frac{1}{2}$  inches long and  $2\frac{1}{2}$  to  $3\frac{1}{2}$  inches in diameter; unsurpassed for slicing, stuffing or mangoes.

**LONG RED CAYENNE**—A small, long, bright red variety, very productive, extremely strong and pungent; fine for pepper sauce and seasoning.



Hollow Crown Parsnips.

**MEXICAN CHILI**—Used extensively for seasoning and the manufacture of Chili.

**RUBY GIANT**—Is a cross between Ruby King and Chinese Giant, having the good qualities of both. It is very attractive, grows to a very large size, exceptionally mild. When ripe is of a bright scarlet color; flesh very thick, mild and very fine flavor.

**ROYAL KING**—This is a new variety and is noted for its uniformity in size and shape. It is very prolific, bright, glossy, and of large size. The flesh is mild, thick, and the lobes well filled. This is an extra fine variety for shipping and will be found first-class for all purposes where green peppers are used.

**PIMENTO**—Large, heart shaped, fruits unusually smooth, thick flesh of mild, sweet flavor. Fine for stuffing with meats and baking; can be used as salad or canned for use at any time of year. I have a limited supply of this seed, grown by the best growers in America.

# Pumpkins

Pumpkins are not so particular as to soil as melons or cucumbers, but in other respects are cultivated the same, though on a large scale. They are generally raised between hills of corn, but may be planted with success in fields by themselves. The pumpkin more properly belongs to the farm than the garden, especially as it readily mixes with and injures the finer squash. Pumpkins are splendid feed for sheep when pasture begins to fail in the fall.

**LARGE CHEESE**—Flat and round like a cheese. Skin orange color.

**KENTUCKY FIELD**—Skin is deep orange, flesh somewhat lighter. One of the best.

**CONNECTICUT FIELD**—Much used all over America for field culture.

**GREEN STRIPED CUSHAW**—Crook neck, mottled green and white striped, flesh yellow, mottled and fine grained.

**BIG TOM PUMPKIN**—This is one of the largest of the round field varieties thick flesh which makes it desirable for stock feed, also fine for pies and drying for table use.


**JAPANESE**—Similar in size and form to the well known Cushaw, but the skin is a deep green, with dark stripes, turning to a rich golden yellow. Fruits mature early; the large neck is solidly meaty, and seeds are marked with curious indentations resembling the characters of the Chinese alphabet. Rich deep yellow flesh.

**SMALL SUGAR**—Fruits of small size, averaging about ten inches in diameter, of excellent keeping qualities, flattened or slightly ribbed. Skin deep orange-yellow; flesh very sweet, fine grained and most excellent for pies.

**MEXICAN LAGUNA**—Originated in the famous Laguna lake districts of Northern Mexico, this variety is peculiar, comprising different shapes and sizes, which are all good. They are hardy and prolific, splendidly suitable for shipping. They grow to a fair medium size, about 25 to 40 pounds, and while they have no special merits as to eating quality, they will outyield and are of much greater feeding value than any American variety. Greedily eaten by all stock. Vines are hardy, vigorous and very prolific; fruit has a tough rind and will keep indefinitely. A great drought resister; may be planted in corn after same is laid by. Average yield from 5 to 10 tons per acre.



Cushaw Pumpkin.



Early Scarlet Turnip White Tipped.

To have tender and crisp Radishes, they must be grown very quickly, and in order to do this they should be planted in very rich soil and have plenty of water, commencing early in the spring and sow at intervals of about a week or ten days, by doing this you will have nice fresh Radishes all the time. This can be kept up practically all spring and summer. For fall and winter use you should start sowing seed in August and September, using the same methods as for spring planting. When you plan your garden in the spring and see that you are going to be crowded for Radish room, they can be very easily sown in between your beets, carrots and onion rows, as they will be up and gone before your other stuff is ready to use. One ounce of seed will sow about 40 feet of drill, and about 5 or 6 pounds per acre.

**ROUND BLACK SPANISH**—Roots round, sometimes top-shaped, 3 to 4 inches in diameter; skin black, flesh white; fine for winter use, as the roots keep crisp and tender a long time.

**LONG SCARLET SHORT TOP**—This is one of the most popular of the long radishes, tops are rather small; roots long and tapering to a decided point; color an intense bright scarlet; flesh is very crisp and tender and when grown rapidly as all radishes should be, it is free from all pungent taste. Ready for use in 25 to 28 days.

**CINCINNATI MARKET ("Glass" Radish)**—

A strain of the Long Scarlet, growing to a slightly larger size, fully as early and darker in coloring. A popular variety in the South and largely planted for shipping North during the early spring months.

**CHARTIER**—Good for main crop and summer sowing; stands heat well; a very distinct, exceedingly handsome and attractive variety. It is long, smooth, beautiful scarlet at top, shading to clear waxy white at tip. It remains crisp and tender for a long time.

**LONG WHITE VIENNA**—An early maturing long white summer radish, of excellent quality. Ready for use in 30 days from planting.

**CHINA ROSE WINTER**—Distinct, handsome variety of winter radish; skin deep rose color, flesh pure white, solid, of fine flavor; good keeper well into spring; (very large size). Ready for use in about 40 days.

## Spinach

Should be planted in very rich ground, the richer the better. Sow broadcast or in drills one foot apart, and begin thinning out the plants when the leaves are an inch wide. All should be cut before the hot weather, or they will be tough and stringy. For early spring use sow early in autumn and protect the plants with a light covering of leaves or straw. In the South, Spinach can be grown without covering. It requires about 20 pounds to sow an acre broadcast; 5 to 8 pounds per acre in drill; 1 oz. to 30 or 35 feet of drill.

**BLOOMSDALE SAVOY LEAVED**—Leaves are curled and crinkled like the Savoy Cabbage; hardy and most productive.

We aim to give our trade the best prices prevailing on seeds at the time we receive the order. At the present time prices are advancing constantly, therefore we advise our customers to place their orders at once.



Summer Crookneck Squash.

## Radish

**EARLY SCARLET TURNIP WHITE TIP**—Handsome, early round sort, bright scarlet at top, shading to white at bottom; medium size, crisp and tender; fine for first early planting; not unusual to have radishes in 18 days from time of planting.

**EARLY SCARLET TURNIP**—This is one of the earliest varieties, bright red in color, and deserving general cultivation on account of its earliness and crisp, tender flesh. Very desirable for early outdoor planting.

**FRENCH BREAKFAST**—This is a half-long or olive-shaped radish, an old favorite for market and home gardens; color beautiful scarlet, shading to white at tip.

**ROUND SCARLET CHINA**—One of the very best for second planting; of exceptionally large size for such an early variety, the roots are of globe shape, beautiful rich carmine color and most excellent quality. One of the very best varieties for market gardens, as it remains tender and crisp longer than most early varieties. Ready for use in 23 to 25 days from planting.



Bloomsdale Savoy Leaved Spinach.

## Squash

Squashes should not be planted until danger from frost is past, but plant winter kinds as soon as safe in order that they may mature. Plant in hills five feet apart for bush varieties, and six or eight feet for running varieties, putting 6 or 8 seeds in the hill, finally leaving but three plants. One ounce of bush varieties for 40 hills, or of the large seeded kinds, 15 hills; two or three pounds of the bush and three or four pounds of the large seeded for an acre.

**WHITE BUSH**—Standard summer variety; good for home and market.

**YELLOW SUMMER CROOKNECK SQUASH**—Standard summer variety, small crookneck. Skin bright yellow; early, productive.

**BOSTON MARROW SQUASH**—This is a very productive fall and winter variety of medium to large size, oval shape, and thin skin. It is much used for canning and making pies. The fruits when ripe are bright orange with a shading of light cream color. The flesh is of a rich salmon yellow, fine grained and of excellent flavor, but not as dry as the Hubbard.

**HUBBARD**—This is the well known winter squash, now grown so largely throughout the country. Vines of strong running growth; fruits large, olive shape, with dark green skin and very rich flesh. An excellent keeper and of splendid quality.



# Tomatoes

Sow seed in February and March in hotbeds, or in pots in a sunny exposure in the house. To make healthy, stocky plants, may be transplanted or re-potted when two or three inches high. When five or six inches high if the ground has become warm, transplant to open ground on a rainy or cloudy day. Water freely at time of transplanting and give frequent and thorough cultivation. Fruit ripens better if vines are tied to stakes.



Ponderosa Tomatoes.



Nicholson's Southern Beauty.

**NICHOLSON'S SOUTHERN BEAUTY**—Fine selected strain of Beauty Tomato. Large, smooth, flesh of finest quality. Glossy crimson, purplish shading.

**McGEE**—Originated in Texas. Claimed to yield splendid crops where other varieties fail. Bright crimson in color, solid and of good flavor.

**SPARKS EARLIANA**—Claimed to be one of the earliest, medium size, of purplish pink color, very prolific, fruits forming almost in clusters. Very handsome in shape, quite solid and of fine quality. Very popular for early market.

**DWARF CHAMPION**—(An old standard variety). Distinct in foliage and habits of growth, being compact and upright. Fruits smooth, early and of beautiful purplish red color.

**PONDEROSA**—Very large, solid and of good flavor; specimens have been grown to weigh four pounds.

**DWARF STONE**—Claimed to be the largest dwarf tomato known, almost double the size of Dwarf Champion and is similar in habits of growth, very popular with market gardeners and home canners.

**EARLY ACME**—One of the best known old standard varieties, bright red, the fruits are round and very solid, and of uniform shape. I recommend this variety for home use.

**NEW STONE**—This variety has obtained immense popularity with market gardeners, southern growers, canners and home growers everywhere. Its solidity and carrying qualities are remarkable. Its color is a desirable red, its shape is excellent, perfectly smooth.

**EARLY DETROIT**—A splendid variety introduced about five years ago, is claimed to be the earliest and best of the Early Purplish Pink Tomatoes. Vigorous and very productive. Smooth and uniform in size, nearly globe shape, firm, excellent quality. One of the most valuable shipping tomatoes yet produced.

**JUNE PINK**—Purplish pink tomato similar to the popular Earliana in growth of vine, shape and size of fruits. A valuable variety for market gardeners who want a very early, purplish pink tomato.

**YELLOW PEAR**—Largely used while green for pickles and preserves, also for preserving after ripe; this is a very prolific variety and does well in any of the tomato growing States.

**RED CHERRY**—About the same as Yellow Pear, except that fruits are almost round and of rich red.

# Turnips

**Culture.**—Spring planting of turnips is important, although the general crop for winter is usually sown late in the summer or early fall. The spring sown seed germinates rapidly and turnips are ready for use very early. Being grown under more favorable conditions of temperature than in the fall, they are more tender, sweeter and more juicy than those grown in the summer and fall. Sow thinly in drills from January to March, according to locality, covering seed lightly. They make best on new ground. If stable manure is used it should be applied several months before the crop is planted, as fresh manure makes spotted turnips, inferior in quality and with rank flavor. For fall and winter use sow Rutabaga July to September. Turnips August to October in this latitude; farther South they can be planted later, and in the Gulf Coast country planting can be continued through the winter. One ounce of seed to 200 feet of row. 2 to 3 pounds per acre.

**EARLY PURPLE TOP STRAP LEAF**—Flat white with purple top, fine grained and exceedingly tender; it is claimed by all gardeners to be about the best for early spring or fall sowing, on account of its extreme earliness.



Rutabaga.



Early Purple Top White Globe.

**WHITE FLAT DUTCH**—Practically the same as the Early Purple Top Strap Leaf, except in color. This is a snowy white, very tender and crisp.

**PURPLE TOP WHITE GLOBE**—This excellent table variety is globular in shape, of good size and very attractive appearance. The roots are large, purple or dark red above the ground and snowy white below. The flesh is pure white, fine grained and tender. The roots, when in best condition for table use, are about 3 inches in diameter, but can be grown much larger. This variety keeps well for such an early sort, and is one of the best for market use. It is also known as Red Top White Globe.

**POMERANIAN**—This is a large globe shaped and a clear white turnip, and is recognized as a very valuable variety for market gardeners, also for home use, as the excellent, large, crisp, and tender tops are unexcelled for greens.

**GOLDEN BALL**—This is the most distinct yellow turnip we know. The flesh is of fine texture, making it one of the best table varieties. Its beautiful color and fine flesh have earned for it the favor of many home gardeners. The bulb is of medium size and it matures early.

**WHITE EGG**—This is a snowy white, egg shape, and very rapid growing fall turnip, very popular for early fall market. By all means try a patch of this worthy variety.

**AMBER GLOBE**—One of the most desirable of the yellow varieties for main fall crop; it is rich amber color, globular shape, very tender and crisp, all of which make it a valuable all purpose turnip.

**SEVEN TOP**—The name describes this turnip, it has a very heavy top, although it makes nice turnips it is used more for greens in late fall and early spring, as it does not winter kill.

**SOUTHERN PRIZE, OR DIXIE**—Like the Seven Top it is noted for its excellent tops, which are used for greens; it is preferred by some to Seven Top, as it makes better turnips; it is very hardy and stands our winters exceedingly well.

**COW HORN**—This is a great winter variety and is recommended for its great feeding value and enormous yields. It is also good as a table variety if used when young.

**RUTABAGA**—This is a wonderful fall and winter variety; it is remarkable for its uniform shape, size and quality. The roots grow to a very large size, neck very small and tops short. The skin is a beautiful creamy yellow, with purple top; it is an excellent keeper and can be put up in banks and carried through the entire winter.

## Tobacco

Can supply all the standard varieties. Ask for prices.



# Watermelons

My Melon Seed is all Southern grown and far superior to Northern grown Seed.

A light, sandy soil, with good exposure to the sun, is the best for Watermelons. It should be prepared deep, but receive shallow cultivation. Hoe often and thoroughly. Plant in hills 8 to 10 feet apart each way. Plant 8 or 10 seeds in a hill, and finally when danger of insects is past, leave but three strong plants. Thousands of melon growers annually depend on me for their seeds and are universally pleased, claiming that nowhere else have they ever obtained seeds so pure and reliable. It pays to have the best. Plant 1 to 2 pounds per acre in hills.

**NICHOLSON'S GOLDEN HONEY**—I introduced this splendid melon in Texas several years ago. It is of an oblong shape, medium size. Flesh is of a beautiful glistening amber shade of yellow, very tender and of delicious flavor. Has no hard core or stringy sections. Rind thick, seeds large and white, some of them having small black spots. I recommend this very highly, especially for home use.

**GEORGIA RATTLESNAKE**—Too well known to need description.

**ANGEL KISS**—This is the sweetest variety of melon grown, has thin rind, deep red flesh of finest quality. Fine for home use.

**TOM WATSON**—The fruit is very large, many melons weighing 50 to 60 pounds and measuring 18 to 24 inches in length. Its rind is very thin but exceedingly tough. The skin is a dark mottled green; the flesh is a brilliant scarlet, and the heart is very large. The flavor is delicious. The beauty of Tom Watson is its rind, which, together with its size, makes it ideal for shipping and handling. The seeds are brown with white tips but are somewhat uneven both in color and size, even if every melon is true to type. Meets all the requirements of home, local gardening and shippers.

**ALABAMA SWEET**—More largely used for shipping than any other variety. The melons are large, of oblong form, and have a firm, dark green, slightly striped rind. The flesh is bright red in color and of most delicious flavor; seeds are white.



Tom Watson Watermelon.

**KLECKLEY, OR GEORGIA SWEET**—The introducer claims this to be the melon of quality—the "sweetest of all." It has certainly become immensely popular because of its superb flavor and surpassing crispness. On account of the crispness and tenderness, it is not recommended for shipping, but for nearby markets and for home consumption it has no superior. Medium size, oval shape, average length about 18 to 20 inches; color mottled green, flesh bright red and of fine quality. Seeds are white and placed close to the rind, outside of the big, bright scarlet heart. A melon that will give satisfaction to the grower.

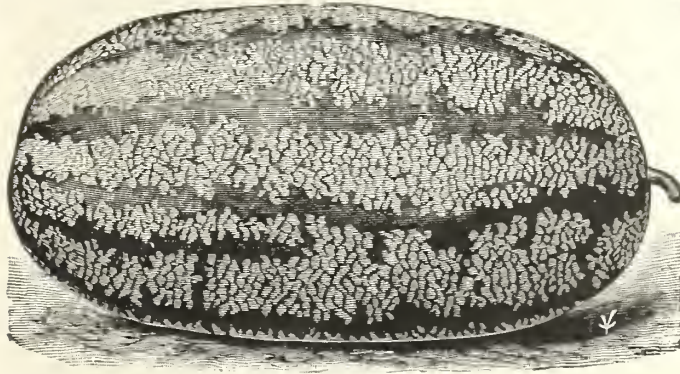
**HALBERT HONEY**—The melons average 18 to 24 inches long and are full or bluntly rounded at both ends. The skin is a dark glossy green. The flesh is a beautiful crimson, the rich coloring and luscious quality extending to the thin rind. One of the most popular watermelons of the day, and the finest of all melons for the home garden and local market. Its delicate flesh and beautiful appearance give it the quality that people want—sweet, fine flavored and juicy. Will ripen choice fruits even in the Northern States if given a good location.

**MEANS DELICIOUS**—This melon was introduced by Mr. Means of Parker County, Texas, is oblong in shape and grows to a very large size. Color of skin light green with dark netting; meat is a rich crimson, solid and of a delicious flavor. Seed of this variety is always scarce and there is a big demand for it. I am sure you would be pleased with it. Seed selected from first-class, large melons.

**NEW EXCEL**—The dark green rind of this new melon is indistinctly striped with a lighter shade of green, is tough and easily stands for distant shipments. The deep red flesh is crisp, melting and of finest flavor entirely free from core or hard centers, heart large and very firm with small seed cavity.

**SPECIAL NOTICE**—In perfecting the type of this melon, there were intentionally bred into it two colors of seed (white with black tips and dark seed). While one melon will not have two colors of seed in it yet each of the two colors produces melons exactly alike in every respect. This was done to bring together new blood, which assures the very finest specimens. I mention this that you will not question the quality when you receive seed mixed with two colors.

**COLORADO PRESERVING CITRON**—Excellent for making preserves. Melons grow to good size, often weighing 20 pounds and over. They are also used for feeding stock.



Kleckley Sweet Melon.

Protect your melon crop by using the following Insecticides:

For plant lice and sucking insects use Black Leaf 40.  
For worms and leaf eating bugs use Slug Shot.



# PURITY BRAND FIELD SEEDS



Alfalfa Field Ready for Fourth Cutting.

## Alfalfa

This profitable hay crop yields four to five cuttings a year of most nutritious hay. Alfalfa will furnish more cuttings and larger yields of splendid, nutritious hay on soils to which it is adapted than any other crop. Its use in Texas and other Southern States is increasing rapidly. Several large farmers in Texas have five hundred to one thousand acres and upwards in Alfalfa and are increasing their planting every year, as they find it more profitable than any other crop. After Alfalfa is once established it lasts for years, yielding four to five cuttings per season of nutritious and most excellent hay, readily saleable at top prices.

Lands that are well set in Alfalfa command the very highest prices. A satisfactory stand secured from spring seeding, will furnish one or two good cuttings the first year and four to five cuttings the following year. Alfalfa should always be cut before coming into bloom, and from seed sown either in the fall or in the spring, the first cutting should be made even before it reaches this state of development; cutting thickens Alfalfa, providing it is done before the plant attains its full growth, and it not only makes a better quality of hay, but causes it to stool out better, thus thickening the root growth and improving the stooling-out properties. Usually sown broadcast at the rate of 20 lbs. per acre.

The Cahoon Seed Sower is considered the best to sow the seed with. Before sowing the seed, the land should be in a first-class state of cultivation. Then run a harrow over the land so as to put it in good shape, afterwards sow the seed, covering it to the depth of from 1½ to 2 inches. In order to get an even stand, it is advisable to sow half the seed one way across the field and the other half at right angles to the line of first sowing.

It is considered best to inoculate the seed before sowing. For this purpose I can supply Nitragin in 1 and 5 acre cans. Some people call for Non-irrigated Alfalfa Seed and some for Irrigated Alfalfa Seed, and often ask me what the difference is. From my observation in the past 25 years I have failed to find where it made any difference whether the seed was irrigated or non-irrigated; the main thing being to get good, first-class seed.

**NICHOLSON'S PURITY BRAND FANCY**—This is the finest quality of American grown Alfalfa Seed that I am able to buy. It is bright and of exceptionally fine quality, and thoroughly re-cleaned. This seed is put up in 150 pound sealed bags. Of course I can supply smaller quantities where wanted.

**AMERICAN GROWN FANCY**—This is also a first-class quality of Alfalfa Seed, and is the kind planted by the aver-

age farmer. This variety is not as good, however, as my Purity Brand.

**CHOICE ALFALFA**—This is a good grade of medium quality seed, contains some dark seeds so that the color is not as good as the Fancy, but gives good results otherwise.

**IMPORTED TURKESTAN**—On account of war troubles in Europe, Turkestan Alfalfa is scarce and hard to get, and I am only carrying it in limited quantities.

WHAT IS MORE VALUABLE THAN LOTS OF HAY?



## Peruvian Alfalfa

The Peruvian Alfalfa will make one ton more per acre per season than common Alfalfa. It grows in cooler weather, starting earlier and growing later. It is equal in every way to the ordinary Alfalfa as food for stock, and has absolutely no quality that is objectionable. It will stand wetter soil, and some claim more drouth than the ordinary Alfalfa. Peruvian Alfalfa is similar to Arabian Alfalfa, it is extremely tender and generally winter-kills in all except the Southern and Southwestern States. Its quick recovery after cutting and its longer growing season enable more cuttings to be obtained than is possible from ordinary Alfalfa. The Peruvian Alfalfa grows taller than the Arabian, but the stems are more woody. I would recommend my customers giving this new variety of Alfalfa a thorough trial. Sow at the rate of 15 to 20 pounds per acre.

**HAIRY PERUVIAN ALFALFA**—Is proving of special value in the Southwestern portion of the United States, where the winters are mild. It is characterized by its large leaflets and by the hairiness of its stems and leaves, quick recovery after cutting, and its very rapid growth during the growing season, and also by its ability to grow in cooler temperatures than ordinary Alfalfa.

**SMOOTH LEAF PERUVIAN ALFALFA**—I can also furnish this variety to those of my customers who prefer it to the Hairy.

## Nitragin

This is used to inoculate Alfalfa Seed before sowing. It is put up in cans, enough to inoculate seed for one acre, at \$1.00 each, and in five acre cans at \$4.00 each. Write for catalogue giving full information in regard to Nitragin and the growing of Alfalfa.



Beardless Barley.

## Barley

**BEARDLESS BARLEY**—The earliest Barley known, the straw is about the height of common Barley but better and will stand up on any land. On good land it will produce as much as 80 bushels per acre. Sow as early as you can, frost does not hurt it.

**BEARDED WINTER BARLEY**—Makes excellent winter pasture and yields from 50 to 75 bushels per acre. I sell immense quantities of this splendid variety each fall. Barley should be planted at the rate of about two bushels per acre.

## Broom Corn

Broom Corn is one of the best paying crops and is adapted to any soil that will grow corn; it will make a crop with very little rain, which makes it a valuable crop for the Southwestern dry sections. One acre will make 1 to 1½ tons of cured straw and 25 to 40 bushels of seed, which nearly equals oats in feeding value. Plant in drills 3½ feet apart and thin 3 to 6 inches apart in rows. Cultivate same as corn; 5 to 8 lbs. will plant an acre.

**STANDARD OR TALL EVERGREEN**—This variety grows 8 to 10 feet tall, stands up well and is free from crooked straw. The fibre is long and of a rich dark green color, and always commands the highest price when placed on the market.

**DWARF**—The stalk of this variety is decidedly dwarf, only grows 4 to 5 feet high, but makes long, smooth, bright straw, and is a heavy yielder, which makes it desirable as a market crop.

## Mammoth Russian Sunflower

Very few farmers realize the value of this crop. The seed is highly valued by farmers and poultry breeders who have tried it. Hens will lay more eggs fed on Sunflower seed than any other feed. Single heads measure 12 to 20 inches in diameter, and contain large quantities of seed, and can be raised much cheaper than corn. The stalks make good fire wood. Three pounds will plant an acre.



Nicholson's Alfalfa, showing development of Root System.





Field of Soja Beans.

## Soja or Soy Beans and Some of their Values

In addition to making one of the best and most profitable summer forage crops, they are coming to the front faster than any of the field crops I know of as a commercial product. Too much cannot be said of this bean. The canneries have taken hold of it and is claimed by them as a very desirable variety for canning, same as navy beans are used (Pork and Beans).

The oil mill men are looking forward to a great future for the Soja bean, as they have tried them out in a number of the Southern States and have found them very valuable for extraction of oil of a very fine quality, for commercial purposes. They are exceedingly fine for table use, both as green beans, shelled out just as you would English peas, or they can stay on the stalk till matured, then put away for winter use.

As a hay crop it is as valuable in this part of the country as clover is in some of our leading clover states, and I believe it excels clover as a feeding commodity, as it contains more protein and fattening quality than even the well recognized cow pea or velvet bean, and is just as beneficial to the land.

There are several different ways I would suggest to plant or sow them. If wanted for hay, they may be sown broadcast at the rate of 75 to 90 pounds per acre; when ready to harvest it is a good idea to cut just before the pods get ripe, for if left too long after ripening you would lose lots of the beans, as they are inclined to shatter, therefore losing lots of their good feeding value.

If wanted for both hay and beans, would plant in 3 foot rows, at the rate of about 25 to 30 pounds per acre, cultivate them something like you would corn or cotton; owing to their vigorous and upright bush-like vines they are easily harvested. In some parts of the country where they are raised extensively for the bean crop they have a regular bean thresher for them, but I think where they are not raised in large quantities they could be threshed off the vines in the granary or wagon bed, as previously stated, when good and dry they would be easily flailed off, or you could remove some of the concaves from an ordinary grain thresher and slow your machine down so as not to break too many of them. I rather think this a good method of threshing them. If wanted for a catch or pasture crop they can be planted in between each corn row at the last plowing of your corn, as your ground will be in excellent shape and it wont be necessary for any culti-

vation. I recommend this as very profitable, as it wont take up any of your land, and by gathering your corn early you can turn your hogs and other stock in on this and you could not want for any better pasture than this until frost. After frost turn what vines there are under, which is equal to a layer of good stable manure. I would suggest about 25 pounds per acre in this way.

The demand for this bean is growing very fast each year; in fact, for the last few years the demand has been greater than could be supplied, which naturally creates a very strong market. They have been found to be a very valuable substitute for cotton as a money crop, in some portions of the South where the boll-weevil is bad.

Like Cow Peas they thrive on most any kind of land, and are wonderful as a drought resister, which I think would be a very strong point in their favor, regardless of the other good qualities just mentioned.

Here is what some of the A. & M. Colleges have to say about the Soja Bean as food:

"There is a great increase in acreage devoted to soja beans in our Southern States. This is as it should be, and people should see to it that some of these beans are saved at the end of the season for food purposes. Soja Beans are much richer in protein than Lima Beans or sirloin steak; in fact, they contain practically double the amount of protein contained by these two staple food products. The Soja Bean contains about the same amount of fat or oil that is contained in sirloin steak and more than ten times the amount of this constituent than is contained in Lima Beans. The full value of Soja Beans as a food product is slightly higher than sirloin steak and lima beans."

### How to Prepare Soja Beans for Table Use:

The usually strong flavor of this bean can be very easily overcome by soaking over night in three or four quarts of water to a cup of beans. Hot water should be put into a large vessel and the beans should be suspended in a bag just below the surface of the water to allow free diffusion of the substances out of the beans; the water should be changed in the morning and the beans boiled for 15 or 20 minutes with a teaspoonful of soda in the water. The soda water should be poured off and the beans can then be boiled or baked in the ordinary way. Without the soda they remain rather tough and rubber-like.



# Velvet Beans

This wonderful forage and soil building crop will feed your stock and fertilize your land at less cost than any crop grown.

Velvet Beans make an enormous growth of vines, really greater than any other plant known, in the same length of time, producing many times more vines than the well known Cow Pea. Velvet Beans are usually planted in rows 3 to 5 feet apart, at the rate of about 20 to 25 pounds per acre. As a soil improver they are considered far superior to Cow Peas, as they make so much larger growth and so much heavier amount of foliage. The proportion of nitrogen contained in the vines is about the same as in Cow Peas, and as the yield is so much greater, the total amounts of nitrogen and humus added to the soil are correspondingly larger. A crop of three tons to the acre will add as much nitrogen to the soil as will one ton of Cotton Seed Meal, while the amount of humus will be three times as great. For Fall and Winter Grazing in Texas and neighboring states, Velvet Beans are and can be used to good advantage, and for this purpose it is one of the best crops that can be grown on the light soils and in the long seasons of the Gulf Coast States; in fact, as far north as Oklahoma. For grazing, the crop should be allowed to grow until killed by frost, after which it can be grazed through the winter, as the vines, leaves, and pods decay very slowly and will remain palatable for a long time. Early in the year the crop remaining on the ground should be plowed under, as a soil improver. This method will add as much nitrogen to the soil as will one ton of Cotton Seed Meal, and the amount of humus will be three times as great. These beans are usually grown in with corn, the corn being planted in rows  $3\frac{1}{2}$  to 5 feet apart and about  $2\frac{1}{2}$  to 3 feet apart in rows, the Velvet Beans are planted in the drill between the corn, at the last working of the corn Velvet Beans should be planted in the middles between the rows. When the corn is dry it is gathered from the stalk and the cattle, sheep or other stock turned in to graze on the beans and corn stalks.

The growth of Velvet Beans also makes such a dense growth of vine and leaves that it is inclined to smother out weeds and undesirable grasses that usually come up in corn after cultivation is stopped. I believe these beans would be a fine crop to plant on land infested with Bermuda grass as it would make a good smother crop, the vines and pods of Velvet Beans furnish nutritious food for fattening all kinds of stock when allowed to graze in fields after corn is gathered and in addition to this the roots and what is left of the vines after the stock are taken off, when plowed under make a fine soil improver.

The crop when grown in this way not only gives a grain crop, but also makes a decided improvement in the fertility of the land. I would strongly recommend to my stock raising friends all over the country, to practice this method feeling sure that they will get most satisfactory and profitable results. There are several different varieties of Velvet Beans but after very careful investigation, I have decided that the Early Speckled variety is the best and for the present I will only carry in stock this kind.



Velvet Beans.

# Tepary Beans

This wonderful bean has been grown by the Indians in Arizona for hundreds of years under the arid conditions of the Southwest, and has become acclimated to dry conditions and will make a crop with very little moisture.

The Department of Agriculture states they will make a crop on an annual rainfall of seven inches. With better conditions, they will produce a crop of 2,400 pounds per acre. It is absolutely the best bean for dry climates and high altitudes, and will make a good crop where ordinary beans would perish for lack of water.

The beans look like the ordinary white navy or pea beans, but are slightly flattened and a trifle smaller. They cook like the white navy beans, but the same quantity of dry beans will make about twenty per cent more beans when cooked. They are thinner skinned than the ordinary beans, of a better flavor and richer in protein.

In growth they do not resemble any other bean. They stay green through dry weather. They are bush beans, requiring no poles, but have a loose habit of growth. Fifteen to twenty pounds will plant an acre. They are very highly recommended.

They will come up and make a good stand when the land is so dry that it would be out of the question to get a stand of peas. Plant any time from April to August. They should be soaked over night before cooking, during which time they will swell to double their original size and more than double in weight. In this respect they markedly surpass other beans. Boiled and baked with bacon they are delicious and for soups they are very fine.

The Tepary Bean is also a wonderful legume, drawing nitrogen as they do from the air, thus helping to build up depleted soils. I believe the Teparies can be grown most anywhere if the soil is good and care is taken to put them on high, well-drained land.

If you are not ready to buy seeds now, write me when you are ready and I will send you my latest price list, which is issued every month and gives the lowest current prices at the time of issuance.



Mebane's Triumph Cotton.

## Cotton Seed

**LONE STAR COTTON**—The demand for Lone Star Cotton Seed is increasing every year. Growers who have been growing this variety all seem to be highly pleased with it, claiming it has larger bolls than the Mebane, is easier to pick and is more storm-proof. It is a first-class yielder and commands top prices; the per cent of lint ranging from 38 to 40 per cent. Have a limited quantity of first-class seed of this celebrated Cotton, and advise my customers to give it a thorough trial.

**MEBANE'S TRIUMPH BIG BOLL**—This is probably the most widely advertised Cotton grown in Texas. It is a five lock cotton, yielding from 38 to 42 per cent lint, and is very popular. This cotton has a strong, thrifty, deep-rooted stalk that resists drought well. Has long limbs with short points. Begins to form bolls near the ground and close to stalk.

**ROWDEN FANCY BIG BOLL**—This variety was introduced in 1903, and is planted very largely all over the South. It is a big boll, five lock cotton, very easy to pick. Very productive.

**LONG STAPLE**—Grown very extensively in the northern portion of the state, and where it succeeds produces a fine crop that commands the very highest prices.

## Buckwheat

**SILVER HULL**—A standard variety, largely grown, and gives excellent satisfaction.

**JAPANESE**—Very productive; decidedly profitable.

## Clover

**BURR CLOVER**—An annual largely used in the South for winter pasture. Sow 15 to 20 pounds per acre. If you will sow Burr Clover on your Bermuda Grass sod this will give you green pasture the year round. Disc over your Bermuda Grass then sow the Burr Clover in September or October.

Can supply both fancy re-cleaned hulled Seed and Seed in the burr. Sow 15 to 20 pounds of re-cleaned seed per acre and 30 to 40 pounds of seed in the burr per acre.

**SWEET CLOVER**, also called **MELILOTUS** or **BOKHARA CLOVER**—There are three different varieties of Sweet Clover that are commonly planted in the United States. I only recommend my customers planting the white flowering Melilotus Alba, and the biennial yellow flowering Sweet Clover, Melilotus Officinalis, varieties. Considerable of the Yellow Annual Sweet Clover sown is of practically no value.

Sweet Clover belongs to the leguminous family, a group of plants whose importance to agriculture is being recognized the world over, and furnishes in a large measure the food supply of both man and beast, and constitutes the mainstay of soil fertility. It resembles Alfalfa in appearance, habits of growth and in food content or nutritive value. Sweet Clover is very hardy, making a rank growth of stems, leaves and roots, but is not persistent as it may be killed easily by mowing when in bloom. If left to mature, it will reseed itself abundantly even when pastured, and continues like a perennial from year to year as long as wanted without sowing again.

It thrives in a variety of soils, growing well in almost pure sand, in silt, loam, and hard, rocky and decidedly poor clay soil devoid of humus. It also grows on hills, bottom lands, in well drained and in wet soils, in alkaline and non-alkaline soils. It adapts itself to almost all conditions of climate, withstanding the long, hot summer of the South and the drouth of the Western plains. The long, deep tap root enables it to obtain moisture in times of drouth and prevents winter-killing.

Sweet Clover is used for hay, pasture and green manure as well as for fertilizing and renovating old and poor soils. Horses, cattle, sheep, hogs and poultry all feed upon and relish Sweet Clover as they do Alfalfa.

If allowed to stand until it blooms, Sweet Clover will soon lose most of its leaves and the stems rapidly become too coarse to use as hay, but if cut in proper time, the hay is like Alfalfa in texture and should be cut, cured and handled in the same manner. Sweet Clover is also largely used as a honey plant for bees.

Sweet Clover Seed has a very hard seed coat which requires plenty of moisture and considerable time to permit germination. The seed should, therefore, be sown early so as to give it plenty of time to germinate. It is best to sow the seed during the winter months or very early in the spring. Can also be sown to good advantage during July and August. Some people sow it with spring oats. Would advise sowing at the rate of 20 pounds per acre.

The demand for Sweet Clover Seed seems to be growing very rapidly in the South, and I would recommend my customers giving it a thorough trial. State whether you want the White Flowering or Yellow Flowering variety.

**WHITE FLOWERING SWEET CLOVER**—A hardy clover growing wild in many sections; easy culture and fine for bees. Sow 15 to 20 pounds per acre.

**YELLOW FLOWERING SWEET CLOVER**—Same as above, only has a yellow flower.


**RED CLOVER**—Not used much in the South. Grows fairly well in some sections. Sow 10 to 20 pounds per acre.

**WHITE CLOVER**—Fine to mix with other grasses for lawns. Also makes good pasture sown with other grasses. Sow 6 to 8 pounds per acre.

**CRIMSON CLOVER**—Should be sown in the fall, making a fine early feed. Sow 15 to 20 pounds per acre.

**LESPEDEZA, OR JAPAN CLOVER**—Very valuable for the South. Spreading growth, stands excessive drouth and grows in poor soils. Sow 20 pounds per acre.





Nicholson's Giant Yellow.

## Nicholson's Select Seed Corn

This is one of the most important crops, and to have best results, it is necessary to have first-class selected Seed, and especially of such varieties as have been found from experience to be best adapted for the South. Cheap, poorly selected Seed usually produces a crop of very inferior quality, so it pays to plant the best seed, and this especially applies to Seed Corn. I handle Texas, Oklahoma and Northern grown Seed Corn, and have it selected for me by parties who make this their business. Owing to the peculiar seasons we have in the South, I think it advisable for the average farmer in Texas to plant some of each of the Texas, Oklahoma and Northern grown varieties so that in case the season should not be right for one, there is a chance for making a crop of the other kinds.

Northern grown Corn will very often produce a crop when the native grown corn fails on account of dry weather, and vice versa. I will be glad to send samples of any of the varieties of Seed Corn I handle on application. Below I am listing varieties which I find, from experience, are best adapted for planting in the South.

### Southern Grown

**GIANT WHITE GOURD SEED**—Makes the largest ear of any variety of corn grown. The kernels often measure  $\frac{7}{8}$  of an inch in length. Very popular in some sections of the South.

**DWARF MEXICAN JUNE CORN**—This corn is planted very extensively during the months of May, June and July, stands the dry weather and makes a splendid yield with a moderate amount of moisture. Is also largely used for roasting ears.

**SURCROPPER**—Surcropper Corn gives good results wherever tried, and the demand is increasing every year. Claimed to be an early maturing and drouth resisting corn, suitable for summer planting, and is considerably used to plant on stubble ground after grain has been cut. It is also being planted as a standard variety. Matures in 110 to 120 days. Ears are of good size, stocky and well formed. They have about fourteen rows of large, white grains of good depth and attractive form.

**NICHOLSON'S GIANT WHITE RED COB**—Large ear of the finest corn. Grains very deep, wide and thick, cob red; very popular wherever tried. I recommend this as being the finest variety of White Red Cob Corn. Matures in 100 to 110 days. You will make no mistake in planting the Giant White Red Cob.

**NICHOLSON'S GIANT STRAWBERRY**—Has always done well in Texas. It is large eared and a very heavy cropper. Fine all purpose corn.



Gold Mine.



**NICHOLSON'S YELLOW GIANT**—This is the finest Yellow Corn for the Southern planter that I handle. Has a large, deep grain, good sized ears. I sell more of this variety than any Corn I handle and recommend it as being the best Yellow Southern grown Corn. My seed is all carefully selected. It will please you.

**NICHOLSON'S GIANT BLOODY BUTCHER**—A beautiful, large, red grain. A splendid yielder.

## Oklahoma Grown

**OKLAHOMA WHITE WONDER**—Immense quantities of this variety have been planted all over Texas for a number of years and it has given the very best of satisfaction.

**STRAWBERRY**—This is a standard variety of Corn that is popular and seems to give fine results wherever planted.

**HICKORY KING**—Has the smallest cob of any Corn grown. Makes a very large, white, flat grain and is very largely planted for roasting ears.

**BLOODY BUTCHER**—The standard variety of large, red grain Corn. Enormous yielder.

**NICHOLSON'S PROLIFIC**—As its name would indicate, this is a very prolific variety of Corn, making from two to four ears to the stalk, sometimes more. The ears are not large but it makes a lot of corn per acre. It is claimed to stand the drouth well and is very popular wherever it has been grown.

**SILVER MINE**—A standard variety of white Corn, planted very largely in all the corn states and is very popular.


**YELLOW DENT**—This is a standard variety that makes fine, large ears of the very best Yellow Corn.

**IMPROVED SQUAW**—Originated in Oklahoma, and is one of the most popular varieties of Corn I handle. It is a natural drouth resisting variety. The grains present a combination of colors, some are red, others yellow, blue and white. Most of the Corn runs to blue and white grains. Makes a first-class, large ear, 10 to 12 inches long. Can be planted any time from March to August. A great many people plant it late in the season the same as Mexican June Corn. I recommend this variety very highly.


## Northern Grown

**EARLY SILVER MINE**—A standard white variety. Splendid yielder, extremely hardy, will produce well on thin soil. By some, white corn is considered a surer cropper than yellow and it is claimed that it will stand poorer soil and indifferent cultivation better than the yellow corn.

**EARLY WHITE PEARL**—Largely used for roasting ears as well as for field purposes. A little larger, smoother ear, and has more fluid in it than Silver Mine.



Early Silver Mine.



Nicholson's Giant White Red Cob.

**GOLD MINE**—Similar to Silver Mine except in color. Ears are of good size and symmetrical, a bright golden yellow in color, and cob is small.

**EARLY YELLOW DENT**—More of this variety is grown in the North than probably any other corn. It is a splendid variety. The ears are large with very deep, bright yellow kernels. Cob is small. The stalks grow to a medium height and often produce two large ears. Makes first-class fodder. This variety succeeds well on nearly all soil, and will produce large crops of high grade corn.

## Pop Corn

There is always a good market for Pop Corn, and every corn grower should plant it.

**WHITE RICE**—This is the best variety of white pop corn for popping.

**QUEEN'S GOLDEN**—Popular with a great many people on account of its beautiful golden color.



# Non-Saccharine Sorghums

These are used principally for grain, although the leaves are also largely used for forage. The stalk does not contain much sugar like Saccharine Sorghums such as Amber and Orange Kane. All are being used to good advantage for ensilage purposes.

The severe drouth of 1913 taught the planters of Texas, Oklahoma and Kansas the merits and value of Non-Saccharine Sorghums. They have produced excellent results despite the scant rainfall, where corn made a failure.

More of the Non-Saccharine Sorghums will be planted during the coming seasons than ever before, as planters can insure a supply of grain for feed, in addition to the forage value of the leaves.

**FETERITA**—Feterita, which was first introduced in this country from Egypt in 1906, is a cross between Durra and Kaffir Corn. Samples were secured by the United States Department of Agriculture and tests were made at the Experiment Stations in Texas and Oklahoma. It has proven itself one of the most wonderful drouth resisting plants that can be grown in the Southwest. The past three years have seen it planted beside other forage crops and in every instance it has outgrown and yielded more per acre than any of the others. Last year Feterita produced excellent crops wherever it was grown. In some instances, where there was practically no moisture whatever after planting, there were crops of from 25 to 40 bushels per acre. The seeds are a bluish white and are somewhat flattened. The average height of Feterita is from six to seven feet. The grains are large and soft. Under normal conditions a yield as high as 100 bushels is recorded. Seven heads to the plant are not unusual for Feterita. For the best results Feterita should be sown in rows three feet apart, using from five to ten pounds of seed per acre.

**SHALLU, OR EGYPTIAN WHEAT**—This grain grows something like Broom Corn. It stools out from the root, making from three to six stalks. It has been planted in almost every section of Texas and has produced splendid crops. It is very productive, making an enormous yield of grain and fodder, and has given great satisfaction to every grower. Shallu or Egyptian Wheat should be sown in drills three feet apart, using from five to ten pounds of seed per acre.



Feterita.

**EXTRA DWARF YELLOW MILO MAIZE**—This is the same as the Dwarf, only it does not grow quite as tall. Has the good qualities of the Dwarf.

**WHITE KAFFIR CORN**—It grows from four to five feet high, making straight, upright growth, has a strong stem with enormous wide leaves. The stalks keep green and are brittle, making an excellent fodder either green or dried for cattle and horses. The heads make the finest kind of feed. Sow in rows three feet apart, five to ten pounds of seed per acre. For fodder, sow one bushel per acre broadcast.

**RED KAFFIR CORN**—It grows taller than the White. The seed is red and smaller than that of the white variety and rather hard and brittle. Claimed to be a little earlier and that it will do better on poor land than the white. Both grain and fodder are excellent, the whole stalk tender to the full maturity of the seed. Possesses the quality that all the tribe possesses, of waiting for rain without any loss of capacity or yield.

“Maximum Production” should be the slogan of the planters and farmers in this critical period, and the purchase of good seed is the initial step to take.



Shallu or Egyptian Wheat.

**HIGARU**—This is a new grain or forage crop and is a cross between White Kaffir and Feterita. It is more desirable for forage than either and the bad qualities of both have been eliminated; when ripe Feterita shatters out, while Higaru will not. It is dwarf in habit of growth, and the compact heads of large white grain make it very attractive. The stalks contain more saccharine matter than Feterita and Kaffir, which makes it better for stock feeding and for filling silos. Plant 8 to 10 pounds per acre.


**WHITE MILO MAIZE**—This new grain, which was introduced about four years ago, is gaining a wonderful reputation for a drouth resister and as a forage crop; it is very desirable for ensilage, also makes an enormous yield of heads.

**DWARF YELLOW MILO MAIZE**—This is one of the most popular varieties of non-saccharine sorghums grown in Texas. Immense quantities are grown in the Panhandle and in the Southwestern portion of the state. It is being planted more and more in the black land belt and is becoming more popular every year, is very productive and makes an enormous amount of the finest kind of grain which is relished by all kinds of stock. Sow in rows three feet apart, five to ten pounds of seed per acre.



Milo Maize.





## Saccharine Sorghums

Sow six to ten pounds of seed per acre in drills, and from 100 to 150 pounds per acre broadcast.

**TEXAS SEEDED OR CROOKNECK RIBBON CANE**—I have been selling this Cane seed for a number of years. It has been planted principally to make syrup and has given the very best of satisfaction to those who have planted it for this purpose. It has been yielding from three to four hundred gallons of best syrup per acre. It is usually planted in rows  $3\frac{1}{2}$  feet apart, using from 6 to 10 pounds of seed per acre. Grows from 10 to 15 feet high. In the past year or two, the farmers of Texas have gone into building silos very extensively. Texas Seeded Ribbon Cane is one of the best crops that can be grown to use as ensilage on account of the enormous yield it makes per acre. Expect heavy demand this year, especially for silage purposes.

**JAPANESE HONEY DRIP RIBBON CANE**—This is a large, stocky and vigorous variety, maturing in 120 to 125 days. It sends up two to four stalks, which reach a height of 8 to 14 feet. The stalk is as large or larger than Crookneck, and in quality it compares equally well to Crookneck—to either of which all Sorghum can be compared in regard to sweetness. The seeds are plump, slightly larger than Sumac, and when hulls are removed seeds appear to be a dull reddish-brown color; after the threshing process, are almost totally enclosed in a bluntly pointed, glistening red glume; heads are long and medium loose. This variety was lately introduced into Texas, where fields last year produced 350 gallons of the very best quality of syrup to the acre. The syrup is lighter in color and milder in taste than that of Sumac, Orange or Amber. Makes the very finest kind of silage.

**STRAIGHTHEAD RIBBON CANE**—Grows very similar to the Crookneck variety except that it has a straight head. Is first-class to use for ensilage, also for syrup.

**EARLY AMBER CANE**—This variety is very popular and is largely used to sow for forage. Furnishes a large yield of most nutritious forage which can be fed either green or cured, and will yield two or three cuttings a year, stooing out thicker each time it is cut. The saccharine matter is of the finest quality and it produces a fine sugar or syrup. It grows 10 or 12 feet high.

**ORANGE CANE**—This variety is a little later than the Amber Cane and is also much used for forage and making syrup.

**RED TOP CANE**—This variety is planted extensively all over Texas. The seed is smaller than the Amber and Orange, makes the very finest of fodder and is in very heavy demand.

**SCHROCK KAFFIR SORGHUM**—This is a comparatively new grain which was originated in Oklahoma. It is claimed to be one of the finest of the sorghums for forage and ensilage, as it is quite sweet and grows an abundance of broad, long leaves. It is a wonderful grain to stool out, not unusual for one seed to send up six to ten stalks, each making a fine head of large, light brown grains, which make excellent stock and poultry food. One of the best drouth resisters of the sorghum family. Drill at the rate of 3 to 5 pounds per acre.



# Cow or Field Peas

**The Great Soil Improvers. Make poor land rich. Make good land more productive. A splendid and nutritious green forage or hay crop.**

Cow Peas make one of the largest yielding and most nutritious forage crops grown. There is also no surer or cheaper means of improving and increasing the productiveness of our soils than by sowing the Cow Peas. It is not necessary to turn under the crop of vines to improve the soil, and it is really considered more economical and the best way to cut off the vines and cure them as a forage or hay crop, and then turn under the stubble and roots. Even when the crop is cut off, the land is left in very much better mechanical condition and the productiveness very much increased over what it was before the crop was grown. The Cow Peas, to a greater extent than any other leguminous crop, have the power to extract nitrogen and ammonia from the atmosphere and to store same in the vines and roots, so that, even if the crop is cut off, the land is enriched and its condition improved. From 10,000 to 18,000 pounds of green fodder per acre have been produced.

**TO GROW FOR HAY** they are most valuable, as they yield an immense quantity of feed of the best quality and produce the crop in so short a time. The bacon made from hogs fed on the dried peas is much sweeter and more solid, and the fat will not run out in cooking so much as if fed on corn.

**FOR ENSILAGE** they are unsurpassed, being more nutritious than green corn and other crops used for this purpose. When it is desired to turn the whole crop under as a soil producer, it is better to do so after the vines are partly dead. A good picking of peas can be made before plowing under.

**SOWING COW PEAS WITH SOJA BEANS, KAFFIR CORN, ETC.**—Cow Peas are frequently sown with Kaffir Corn, Soja Beans or Corn, in order to furnish some support and enable the vines to be cut and harvested to better advantage. The experience of the past two seasons has conclusively proved that the best crop to sow with Cow Peas is Soja Beans, and they should be sown at the rate of about 30 pounds of the Soja Beans to 60 pounds of Cow Peas. Both make a nutritious feed, and the Soja Beans seem to hold up the vines and harvest better with Cow Peas than any other crop. When Kaffir Corn or Sorghum is sown with Cow Peas it should be sown at the rate of 12½ lbs. of Kaffir Corn or Sorghum with 60 lbs. of Cow Peas to the acre.

Some people sow millet with Cow Peas for hay crop, with very satisfactory results. Where millet is sown with Cow Peas, it will, of course, be desirable to sow some quick-growing variety of Cow Peas, such as the New Era or Whippoorwill. 35 or 40 pounds of Liberty Millet and the same quantity of Cow Peas should give a liberal seeding. Cow Peas can be sown in May, June or July, at the rate of from 60 to 90 pounds per acre.

A farmer's acres and their fertility and crop producing power is just as much the farmer's capital as is the machinery and buildings of the manufacturer, as the stock of goods on the merchant's shelves. You can no more afford to let the fertility of your acres run down than the merchant can get out of staple goods or the manufacturer can afford to let his machinery wear out or run down. To succeed they must keep up to par or increase.

In no section of the world that we know has there been such a steady system of "land scratching" as here in the South and Southwest during the last several years. Our system of "land skinning," plowing and "one crop a year," has encouraged it to the fullest extent.

For your land's sake plant plenty of Cow Peas in 1919, they will help the land and furnish plenty of roughage and grain for all kinds of stock. Growing Cow Peas and Velvet Beans is almost like putting money in the bank.

I can supply Nitragin for Cow Peas and Soja Beans, Alfalfa and Clovers.

**WHIPPOORWILL PEAS**—A favorite early, upright-growing variety, more largely used and sold than any other kind. Has brown speckled seed which are easily gathered, makes a good growth of vine, which can easily be cut and cured as dry hay.

**NEW ERA**—This extra early Cow Pea is without doubt one of the most valuable varieties in cultivation. It is quicker in growth than any other Cow Pea, and makes a very large growth of vine and a very prolific yield of peas. It stands upright, making the peas easy to gather. The peas are smaller than other varieties, so it does not require so many to plant per acre. (50 to 60 pounds per acre).

**CLAY**—The seed of this variety are medium sized and cream or clay colored; vines grow long and very leafy; seed matures medium late. One of best for enriching soil.

**WONDERFUL or UNKNOWN**—This variety is especially valuable on account of its immense growth of vines;



Cow Peas.

it holds its foliage well, and for this reason it is desirable for hay. It is late in maturing and needs a full season to give best results.

**NEW REVENUE**—This is a very fine new Pea and is proving to be very popular wherever grown. Makes a fine table pea as well as stock pea. It grows similar to the Crowder varieties.

**BROWN CROWDER**—This is a very fine variety of Peas and is getting popular as a table pea throughout Texas and the Southwest.

**WHITE CROWDER**—About the same as Brown Crowder except it is a white pea with light brown eye.

**CREAM, or LADY PEA**—This is a very fine variety for table use and is also a great soil builder.

**LARGE WHITE BLACK EYE**—The large Black Eye Peas are more prolific, better flavored and bring a higher price than most any other variety of Peas. Where Peas alone are wanted planters will probably find this variety more desirable than any other kind.

**MIXED COW PEAS**—A great many people prefer to plant mixed Peas, and to those of my customers who want them I am prepared to furnish a good mixture of the above varieties.

# Peanuts

For medium light, loamy or sandy land, peanuts are one of the most profitable crops that can be grown. They yield very largely—yields of 50 bushels per acre being reported on land too poor to plant in corn. In addition to the yield of nuts, they yield quite largely of nutritious forage, and will yield ordinarily about a ton of excellent forage per acre in addition to the crop of nuts.

Peanuts should be shelled before planting. They should be planted in May or early June, in rows about 2½ to 3 feet apart, dropping the nuts 8 to 10 inches apart, one in a hill. Cover one or two inches deep. Cultivate three or four times with a cultivator, so as to loosen the earth and keep down weeds, and at last working, with a small turnplow throw the dirt to the nuts. Do not cultivate too late in the season, as late cultivation is likely to injure the formation of the nuts. It is also advisable to make an application of lime, scattering it on top of the row just after planting, and to use a top dressing of land plaster just after the last working. Peanuts require plenty of lime to make first-class nuts, and the use of lime and land plaster as above mentioned is recommended by the most successful growers.

In harvesting, plow the peanuts and then stack against stakes stuck into the ground, the roots with the peanuts on them, to the center, and the leaves outside.

**SPANISH PEANUTS**—In addition to their value for growing for the nuts, these are very largely used in the South as a forage and fattening crop for hogs and other stocks. They are early to mature, very productive, and in the far South, where they can be planted in April, two crops can be made in a year, the second crop being planted early in July, the tops making a hay crop and the nuts a grain crop. In harvesting, the nuts hang to the vine and tops and nuts are fed together to hogs, cows and horses as a whole grain ration. Spanish Peanuts grow in more compact form than the Virginia Peanuts, making it possible to grow them closer, making the cultivation easier. While the nuts are smaller they are very much sweeter



Spanish Peanuts.

and of finer flavor than the larger sorts, and the "pops" so common in large varieties are seldom found in the Spanish; these and Chufas are two of the best crops in the South, for fattening hogs, and no Southern farm, where stock is raised should be without them. Thousands of acres are now being planted in Texas to grow for oil purposes, the oil mills now buying all the peanuts they can get at fancy prices. This promises to be one of the most profitable crops the farmer can grow.

**VIRGINIA IMPROVED**—A very profitable sort, planted almost exclusively by the Peanut-growing section of Virginia. It is the standard variety for roasting. The plants have erect stems with upright foliage and are easily grown. The nuts are of good size and contain remarkably large kernels. The vines furnish excellent forage.

**TENNESSEE RED**—The finest variety grown, especially adapted to black, waxy land, as well as sandy soil. The nuts contain three large kernels each, and are enormously productive.

## Nicholson's List of Best Grass Seed

To have the best results with Grass Seed, the land should be well prepared. Then sow the seed broadcast, and after sowing run a roller over the land, which will press the seed into the ground to the proper depth, and at the same time, firm the surface, which is very important in the germination of all seeds, especially Grass Seed.

### Rhodes Grass

Rhodes Grass is a perennial hay and pasture crop. It is especially adapted to all sections of the South where the winter temperature does not go below 18 degrees. Colder than this it will probably winter kill.

Since it is comparatively a new grass in Texas, having been grown to any extent only in the last three or four years in Southwest Texas, I believe it should be tried out as an experiment in the middle or even northern part of the state.

On good ground Rhodes Grass will grow over four feet high, with a fine leafy stem, and it makes hay easy to cure and of the best quality. It contains more protein than any grass known, and its feeding and pasture value is equal to a mixture of one-fourth red clover and three-fourths timothy. It can be cut from three to five times a season, in

fact about fifty days apart, and runs from three to eight tons per acre wherever it has been grown in Texas.

On account of its heavy growth it covers the ground thoroughly and holds rainfall, so that it conserves moisture. Its roots penetrate to great depth through porous clay, but not through gumbo, hard-pan or rock. On shallow soils it will not withstand much drought, but on deep soils underlaid with clay it will stand more dry weather than any grass known. This has been demonstrated the past spring and summer in Southwest Texas. Also plenty of rainfall does not affect it adversely, and it has shown itself adapted to heavy rainfall as well as almost none.

The seeds of Rhodes Grass are very fine, and enclosed in a chaff hull or shell, and so are very light, only about seven pounds per bushel. They do not mature evenly, and so it is difficult to harvest the seed. Practically all seed comes from Australia. The seeds germinate slowly, and the grass is slow in starting off, making its first growth downward, forming a good root system. This once formed the growth of the plant is astonishing, and it triumphs over weeds and grasses of all other kinds. In fact, it will choke out and kill both Bermuda and Johnson Grass.

The grass spreads by runners on top of the ground. These runners may be six feet long, with joints every six inches or so, taking root and throwing up new plants. In



this way it covers the ground rapidly. As shown by the illustration, the plant is an upright grower, and so is easy to cut and handle as a hay crop. The frequent joints and the many crowns make it an ideal pasture crop.

Though it is a perennial within its limits and spreads over the ground by runners, it can be killed out easily when the field is wanted for other crops. One plowing kills it. For, unlike Bermuda and Johnson Grass, it does not spread by means of root stocks under the ground. It is free from all plant diseases and insect pests, so far as is known, and no cases are on record of rust affecting its value as a hay crop.

Frost browns Rhodes Grass but does not kill it or badly injure it for pasture. It keeps on growing throughout the winter as well as the summer. It mixes with no other grass, as does the Sudan with Johnson and the Sorghums.

Rhodes Grass was found in South Africa by Cecil Rhodes in 1893, and was developed on his farm. It is now grown extensively in that country. It was taken to Australia and New Zealand from Africa twenty years ago and is grown over large parts of those countries. Ten years ago it was brought to America and planted in Florida and became known as the East Coast Grass. It has made there, under conditions of heavy rainfall, records of prodigious yields, running as high as ten tons of hay per acre.

In Neuces County, Texas, it has produced four cuttings, a total of eight tons of hay per acre, from seed sowed in the spring. In the Rio Grande valley it has yielded as high as seven cuttings, a total of eight tons per acre. In Bee County it has been pastured through drought till July and from that time on made three cuttings of hay. In sections of the state where the temperature falls below 18 degrees in the winter it will probably winter-kill. Its habits of growth are such, that it should be given a fair trial as an annual, even if it does winter-kill. It will probably furnish more pasture and better hay as an annual than any other grass grown.

The ground for Rhodes Grass must be well prepared. The seed are very small and a good seed bed is essential. The soil must be moist when the seed is sown in order to bring them up quickly and insure a good stand. Sow in the spring early, about corn-planting time. In the fall, where there is no danger of winter-killing, sow in October or November. The seed may be sown in drills about two feet apart. The grass will spread over the intervening space quickly. Or they may be broadcasted. In either case covering should be shallow. For drilling, two or three pounds of seed per acre will be enough. For broadcasting, from five to eight pounds per acre.

This grass is giving splendid results in the Coast Country, and there is an enormous demand from that section for seed. It makes fine hay and pasture, and promises to be one of the best grasses that has ever been introduced for the Coast Country of Texas and other Southern States.

Beeville, Texas, November 23, 1916.

Rhodes Grass is the best grass I have found for my farm in Bee County, stands drouth and light freezes. 18 or 20 above is claimed to kill it.

I plant in 3½ or 4 foot rows, and let it go to seed. This makes a complete stand in a few months after planting, produces according to moisture and fertility. Think with 30 or 40 inches of rain and not pastured, on rich ground it would produce seven or eight tons per acre here.

F. E. MILLS.

San Juan, Texas, November 25, 1916.

Replying to your inquiry of the 17th would say that I have been very well pleased with the Rhodes Grass. I think it is the best all around grass this section has, making good pasture for all kinds of live stock, and when cut, makes the very best work stock hay to be had. It makes a very pretty hay and is easily cured and handled.

It is growing in favor here very fast both as pasture and as hay. It will yield from a ton to a ton and a half per cutting, and when we irrigate, we will get six to eight cuttings per year.

My experience is that when one can irrigate, from March to Octo-



Rhodes Grass.

ber is a good season for sowing. The seed bed should be well prepared, the seed sown and covered as lightly as possible after sowing. The seed bed should be kept moist until the grass has gotten a good start. In a dry farm section I would do the same as here except that I would put my seed in the ground about March 1st or a little earlier and let it lay until the rains come.

Rhodes Grass Seed will lay in the ground six to eight months at times before sprouting, and as soon as sufficient moisture has fallen, will start to growing.

I would not hesitate to recommend it to anyone in the zone where it will grow. I am of the opinion that it could be grown quite a ways north if it were allowed to go to seed so that it would reseed itself in case a freeze should kill it.

Yours truly,

C. M. HUNT.

Mr. A. J. Silcock of Tuleta, Texas, writes me under date of November 21, 1916, as follows:

"I understand Rhodes Grass is grown as far north as Temple, Texas. It stands a lower temperature than twenty degrees, and no doubt several degrees lower. I expect to plant my whole farm in this grass as fast as I can, except a few acres for grain crops.

"Personally I like it better than Alfalfa, as it never bloats and here it can be pastured the year round. Of course a heavy frost burns off the grass, but a new growth comes up at once with the return of warm days. Everything likes it, and hay is fine and green. "April and May is the best time here for planting, as it must get a good root system before a frost touches it.

"Understand it has a 11 per cent protein, which is nearly equal to Alfalfa, and it stood a drouth here that has never been as great since 1861.

"May be planted in rows six feet apart and will meet the second season and make fine hay. Think an inch of dirt is about right here."



## Sudan Grass



Sudan Grass.

This, a most wonderful fodder crop, was introduced by the United States Department of Agriculture from Sudan, and it has been termed by some the God-send of the dry land farmer. The seed has until the last few years been almost prohibitive in price, but it is now within the reach of everyone, and no farmer can afford to be without a few acres of this great crop. It is earlier, hardier, and more drought-resistant than any other member of the sorghum family, and its long, slender, leafy stems produce an abundance of highly nutritious feed.

The great hay and forage crop. This wonderful new grass seems to be taking the country by storm. This grass has been grown extensively in Texas the past season and has been tested out in a number of other states and the verdict is unanimous; everywhere it has been grown it spells success. It seems to grow successfully on all kinds of land, stands dry weather and does not blight under ample rainfall. Sudan Grass is thought to be the original wild form of the cultivated sorghums. It is an annual, the seed having to be sown every year. It looks very much like Johnson Grass when growing but has a different root growth. Johnson Grass reproduces itself from underground root stalks as well as from the seed. Sudan Grass will not sprout from the roots after frost has killed the plant. Ranges in height from five to ten feet, stems small and somewhat more leafy than Johnson Grass. Like the sorghum crops, it must be planted each spring and dies when the frost comes. The number of cuttings per season, therefore, depends on the length of the season. Usually matures in ninety days from planting. Next crop is usually ready for harvesting thirty days from first cutting. At Chillicothe, Texas, four cuttings were had in one season, averaging slightly more than one ton per acre to each cutting. Its feeding value marks it as one of the dependable crops for every farmer. Stock of all kinds eat it readily and will leave other kinds of hay to eat it. Makes a splendid silage crop. In arid districts, it is usually planted in rows 36 inches apart. This requires four pounds of seed per acre. It is also sown broadcast where the rainfall is ample, requiring from 30 to 40 pounds of seed per acre.

## Miscellaneous Grasses

**BERMUDA GRASS**—This is the finest grass for lawns and pasture for the South. As a field crop it deserves more attention. Will grow on almost any soil. For hay it can be cut two or three times during the season. The soil should be thoroughly harrowed both before and after sowing, and if possible, smoothed off with a heavy roller in order to give a level surface for mowing. Sow 5 to 10 pounds per acre.

**RESCUE GRASS**—This grass is a native of Texas and is one of the finest known for winter pasture. If you have any waste land, such as creek banks, fence rows or even timber land, sow it in Rescue Grass and note the fine winter pasture you will have. It comes at a time when other green stuff is scarce, and all kinds of stock are very fond of it. The seed are of a kind that birds are not bad about picking up and this makes it unnecessary to be very particular about covering it; in fact, all that is necessary is to sow the seed and scratch it in with a harrow or any similar tool, and I have known good stands to come up in wooded land from merely scattering the seed, with no attempt at covering. Should be sown in August or September, at the rate of 30 to 40 pounds per acre. If you will try this wonderful grass I am sure you will be agreeably surprised at the results.

**COLORADO GRASS**—This is also a native of Texas and is splendid to sow for hay crops. Sow in the spring at the rate of 30 to 40 pounds per acre.

**KENTUCKY BLUE GRASS**—Is sown in connection with White Clover and makes a fine lawn.

**JOHNSON GRASS**—Considered to be one of the finest grasses for hay in the South. The only objection is that it is difficult to eradicate.

**ORCHARD GRASS**—Is used for sowing in shady situations. One of the most valuable grasses in mixtures, either for pasture or hay. Sow 20 to 25 pounds per acre.

**ITALIAN RYE GRASS**—Recommended principally for fall planting but can also be planted in spring. When sown in the fall this variety matures very early, in latter May, and two or three more cuttings can be made that summer and fall. It is one of the quickest growing of all grasses, has very tender stalks and leaves, and in addition, abundant growth. This grass is an annual so never becomes a pest. Many plant it by itself, but it is also very valuable when planted in mixtures. In Bermuda and other lawns it is valuable during the winter. When the other grasses are dead or dormant the Italian comes up and keeps your lawn green. Sow about 45 pounds per acre.

**ENGLISH OR PERENNIAL RYE GRASS**—English Rye is very similar to Italian Rye, grows off a little slower, but has the advantage of lasting for years. It makes very heavy leaf growth so is fine for pasture or hay. This grass does well in mixtures, and is wonderful for the lawn. Use it in Bermuda sod to keep the lawn green in fall, winter and early spring, when the Bermuda is dormant. Being perennial it is especially adapted for pastures and lawns and for hay by itself as well as in mixtures with grasses such as "Orchard" and "Tall Meadow Oat." Sow about 45 pounds per acre.



# Millet

For a great many years I have made a specialty of Millet seed, re-cleaning it thoroughly with the latest and most improved machinery. My Purity Brand Fancy Big Liberty Millet is the very finest grade that I can buy. The Millet seed that I handle is Southern grown and far superior to the Northern grown seed. If you grow Millet for seed and want to produce large heads, you should sow about 5 to 10 lbs. per acre, in drills, and cultivate like a crop of corn. If planted for hay, sow at the rate of 25 to 30 pounds per acre, broadcast. Any reasonably good land will produce satisfactory crops of Millet. Well drained upland is, however, the best.

**NICHOLSON'S PURITY BRAND FANCY BIG LIBERTY**—This grows very rank, and is one of the best varieties for hay or fodder. On good rich soil it will make a growth of 4 to 5 feet high, and hay is so tender that if cut at the right stage, which is when in full bloom, even the hogs will eat the cured hay quite greedily. A yield of five tons of hay per acre is nothing unusual. Put up in sealed bags.

**FANCY BIG LIBERTY**—This is my second best grade of seed.

**CHOICE LIBERTY**—This is the standard grade usually sold.

**JAPAN OR BARNYARD MILLET**—This is a wonderful forage plant, making a large yield of fine hay. Sow 40 to 50 lbs. per acre.

## Pearl or Cattail Millet (*Pencillaria*)

This makes a most nutritious and valuable continuous cutting forage plant, and is increasing in popularity throughout the country. It will grow 10 to 12 feet high, but cutting can be commenced when it has attained a height of 3 to 4 feet, when it will stool out enormously and make a rapid growth, and it can be cut this way three or four times in a season. It is largely used by dairymen and others who have cattle, for furnishing them green food through the summer, as if a sufficient quantity is sown, it can be cut as desired, furnishing a daily supply of green food until killed by freezing weather. It can be fed either green or cured as dry forage, making a most nutritious feed, which is relished by all kinds of stock. It can also be cut two or three times during the season from one seeding. Sow five pounds of seed per acre in drills three feet apart, or sow broadcast at the rate of twenty to thirty pounds per acre. Drilled is usually preferable, where it is desired to cut for green feed. Pearl or Cat-Tail Millet should not be planted before May. It is a tropical plant, and requires warm soil and warm weather to germinate well and grow to best advantage.



Purity Brand Big Liberty Millet.

Keep this catalogue where you can lay your hand on it, as you will find the information contained therein very useful. If you are not ready to buy now, write me when you are ready and I will send you my latest price list, issued every month, giving the lowest prices at that time.

## Rape

Rape is one of the most valuable forage plants, its many uses being fully considered, that has ever been introduced into the United States. The use of rape has grown in a few years from a few thousand pounds of seed used, to thousands of tons of seed per year. Until recent years Rape has been grown mostly for sheep pasture but in recent years people have learned that it is equally valuable as a forage crop for cattle, hogs and poultry. To those of my customers who are not familiar with Rape I will say that it grows somewhat like a cabbage plant before the cabbage begins to head up, however, the rape makes a large plant, often 18 inches to 2 feet high, under favorable weather conditions and on good soil rape will produce from 10 to 25 tons of green forage per acre. It can be sown in the fall as it stands our winters without killing, it can also be sown in the spring with good results. Sow in drills at the rate of 1 to 2 pounds per acre or broadcast 5 to 6 pounds per acre.

## Rye

This valuable grain is justly becoming more popular every year. Farmers, Dairymen and stock raisers are appreciating more the value of Rye as a winter pasture crop. After several weeks valuable grazing you can take stock off of Rye and get a good yield of grain for which there is always a ready market. During these war times when bread-stuffs are so much in demand every farmer should plant some Rye, as it will often make a good crop when wheat is an entire failure. Sow at the rate of 1 to 1½ bushels per acre.



Rape, a Good Forage for Hogs.





Nicholson's New Extra Early Red Rust Proof Oats.

## New Extra Early Improved Red Rust Proof Oats

I have been noticing for several years that the average Texas Red Rust Proof Oats seem to be running out and getting poorer in quality every year. I attribute this largely to the fact that the farmers have not been making proper selection of their seed, and have not been grading and cleaning it, and have been sowing the same seed year after year until their Oats have deteriorated so that the crop they produce is of very inferior quality and the yield very poor.

A few years ago my attention was called to an improved strain of extra early Red Rust Proof Oats. I bought a hundred bushels of these Oats which cost me over \$2.25 per bushel. I had these oats planted on several farms in Dallas County, and they have given very fine results and every farmer who grew them says the same thing. I received my oats very late in the fall, and they were not planted until about the beginning of December, and on this account did not have a chance to stool out and were very thin on the ground. With these disadvantages, however, they yielded from 60 to 75 bushels per acre of extra fine, heavy oats, testing from 37 to 38 pounds per bushel, while the average Texas Oats being sold on the market are testing from 25 to 30 pounds. These Oats stand up well, mature about ten days to two weeks earlier than the ordinary Texas Red Oats, and ripen all at the same time. They grow about 3½ to 4 feet high, on good stiff stems do not blow down easily and are practically beardless, which makes them easy to sow. Being earlier than other Oats will often make a difference in yield of 10 to 25 bushels per acre. Also by being able to put them on the market early will make a difference of 5 to 15 cents in price. Another advantage is where a farmer is growing both Wheat and Oats, these Oats being earlier, he can have them cut before his Wheat is ready. Extremely hardy Oats, and should be planted

in October, sowing at the rate of two bushels per acre. No Oats I know of will compare with them in yield, general hardiness, resistance to heat and drouth, freedom from rust and other diseases; in earliness and uniformity of growth. They make much better winter pasture than ordinary Oats, as they have much broader blades. Everyone who knows will agree that earliness is one of the most essential features of the Southern Oat. These Oats are put up in even weight 5-bu. sealed bags. Will be glad to send samples on application.

Dallas Co., Texas, July 4.

Mr. Robert Nicholson, Dallas, Texas.

Dear Sir:—The Nicholson's New Improved Extra Early Red Rust Proof Seed Oats which I got from you were sown in November and carefully observed through germination, growing and maturing stages. They showed an extraordinary vitality and matured and ripened fully two weeks earlier than other good Texas Red Rust Proof Oats on my place. The latter were sown from two to three weeks earlier. The difference in yield was 10 to 20 per cent in favor of the Improved Seed.

Yours truly,

C. D. CHAPMAN.

Forney, Texas, June 15, 1916.

Mr. Robert Nicholson,

Dallas, Texas.

Dear Sir:—Yours of June 13th to hand. In reply, I think your early Oats are the finest earliest I ever saw in my life. They are at least 15 days earlier than any other Oats in this country. I have them cut and put away in my barn so as to keep them in good shape until I can get a thrasher. Everyone that has seen them say they have never seen so good an early Oat. Some people would not believe me at first when I told them they were sowed in February. I am sure I can sell all I have at a good price, and then some. I have just cut the 100 bu. to the acre Oats, they are fine, too. Neither of these Oats had any rain on them from the time they were sowed until the last night in March. They looked as though they were going to die for want of rain. I am sure they would have made at least 100 bu. to the acre could they have had plenty of moisture. I think they will make 50 as it is.

Very respectfully,

W. R. ANDERSON.



Mr. Robert Nicholson, Dallas, Texas. Dallas, Co., Texas, July 2.

Dear Sir:—In regard to the Nicholson's New Extra Early Improved Red Rust Proof Seed Oats that I am growing, on account of the recent rains, we have just threshed them today, and owing to the conditions under which they were grown and harvested, the yield was more than I expected.

They were not sown until late in the fall, on November 18th, much later than other oats were sown, and then only two bushels of Oats per acre when there should have been not less than two and one-half bushels per acre. Owing to the deficiency in the amount of Oats sown, the stand was not as good as it should have been.

When the Oats were almost ready to be harvested, they were blown down some by wind and rain and a good many of them were lost in this way. After taking this into consideration, the Oats made a yield of 56 bushels per acre, ten acres making 560 bushels, while other Oats grown on the same quality of land made only 35 to 40 bushels per acre.

I think that had these Oats been grown under the proper conditions the yield would have been not less than 75 bushels per acre.

Yours truly, O. B. NANCE.

Mr. Robert Nicholson, Dallas, Texas. Dallas Co., Texas, July 7.

Dear Sir:—In regard to the Nicholson's New Extra Early Red Rust Proof Oats that I sowed for you, I like them fine. When they come up they have a strong, sturdy plant with very wide blades; they grow fast and furnish more pasture than any other variety I have ever grown.

They are great Oats to spread, and ripen evenly and two weeks earlier than any other kind, which I think is decidedly in their favor. The grain is plump and has the finest color I ever saw, which makes them bring top prices on any market. I think this Oat is superior to any other for Texas.

Yours truly,

W. J. BAKER.

Mr. Robert Nicholson, Dallas, Texas. Plano, Texas, June 25, 1916.

Dear Sir:—I planted some of your Texas Early Oats this year side by side of the Red Rust Proof Oats planted on the same kind of ground and at the same time and the Oats I got from you ripened two weeks earlier than the common Red Oats. They also made just about as much again per acre and in my judgment there is no comparison between them and the common Texas Red Oats. I think they are the oats for the farmer in this country to plant. They are well worth the difference in price than the common Red Oats. In speaking of these Oats, I cannot say too much for them as a big yielder and a sure crop and a money maker. I have lived in Collin County for 40 years and have tried different kinds of oats and I think they are the best oats that I have ever raised.

Respectfully yours, G. W. KENNEDY.

## Choice Red Rust Proof

A good many people want to buy an ordinary good quality of Red Rust Proof Oats, who do not want to buy the higher grades. To such people I offer my Choice Red Rust Proof Oats. They are of nice quality.

## Nicholson's Purity Brand Fancy Red Rust Proof

I recommend my Purity Brand Recleaned Red Rust Proof Seed Oats to particular farmers who want the best quality of seed. I buy these Oats from first-class, reliable farmers from whom I have been buying for a number of years, and I pay them a premium on account of the fact that I know what I am buying. I reclean these Oats thoroughly and sack them in even weight five-bushel bags. I have a very heavy demand for this grade of Oats, and if you want something first-class, I am sure you will be pleased with them. I will be glad to submit samples.

## Nicholson's Improved Hundred Bushel Red Rust Proof

It gives me pleasure to be able to offer these splendid new Red Rust Proof Oats to my customers, feeling confident that all who want them will be more than pleased with results, as I believe they are the finest quality of Red Rust Proof Oats of their kind that money can buy. My observation is that the average farmer is finding out more and more every year that in order to produce a first-class crop it is necessary to prepare his ground thoroughly and to plant first-class seed. The cost of seed is a small item when the difference in yield is taken into consideration. Poor quality of seed is expensive to plant at any price, as it takes just as much labor to produce a crop where poor seed has been sown as it does where first-class seed has been used, and the difference in yield is way in favor of using first-class seed.

I have been noticing the Oats that have been selling on the streets of Dallas for the past few years, and my observation is that about 95 per cent of them are light, runout Oats of inferior quality. This is caused, I am sure, by poor seed being planted year after year. Anyone knows that such Oats have a very poor feeding value in comparison with first-class, heavy, Red Oats of the best quality.

The Nicholson's Improved Hundred Bushel Red Rust Proof Seed Oats yielded this year in Dallas County, 76 bushels per acre. They test from 36 to 38 pounds per bushel, while the average Oats that are being sold test only from 25 to 30 pounds per bushel. With a good season and first-class cultivation, these Oats will easily produce 100 bushels and over per acre.

These Oats are a sturdy, upright grower, do not blow down easily and usually grow about four feet high. They are a very hardy Oat and will stand a great deal of cold weather and make fine grazing. The best time to plant is October, sowing at the rate of two to two and a half bushels per acre. These Oats ripen evenly so that they are all ready to cut at one time, while the average Texas Oats very often have part of the crop half ripe while the other half is ripe.

There has been less attention given to improving Seed Oats than most any other crop that I know of in recent years, and I am confident that this Oat will fill a longfelt want.

My Oats are all thoroughly recleaned before shipping, and are put up in even weight five bushel, new cotton bags, with the name branded on the bag, each bag being sealed. In buying these Oats, insist on getting them in sealed bags, so that you will be sure of getting the genuine article.

As I have only a limited quantity of these celebrated Oats for sale this season, and as there promises to be an enormous demand, I would advise early orders. Will be glad to mail samples on request.

## Fulghum Oats

The Fulghum Oat originated in Georgia, and is an improved strain of the Red Rust Proof variety. It is a very heavy, deep yellow Oat with very little beard. Has been giving wonderful results in Georgia and other Southwestern States.

A few years ago I secured some of these Oats from Georgia, for which I paid a very high price. I planted them about the 1st of November and they produced 65 bushels per acre. My grower, who planted these Oats, got a poor stand on account of their being planted so late. The Oats grew off well and stood the winter first-class. My grower states just as the Oats came up there was one of the hardest frosts of the winter, and the Oats stood the frost first-class—much better than his other Oats that had been sown a month earlier. These Oats produced 65 bushels per acre, where other Oats of ordinary kinds on adjoining farms only made 27 bushels per acre.

Fulghum Oats also make fine pasture, as they have a broad leaf and do not kill down easily as ordinary Red Rust Proof Oats. In Georgia the growers there state that no Oat can compare with it for yield, general hardiness, resistance to cold and drouth, and for freedom from rust and other diseases.

Fulghum Oats are an early Oat. I believe if planted about the beginning of October these Oats will easily make from 75 to 100 bushels per acre in Texas. They all mature at one time.

Farmers in this section who saw these Oats growing say this is the best variety of Red Rust Proof Oat they have ever seen, and all of them want to plant them the coming season.

My Oats test from 37 to 38 pounds per bushel, while ordinary Oats only test about 25 pounds per bushel. I only have a limited supply this season, and there is a big demand for them. I would advise you to order before the supply becomes exhausted. My Oats are all thoroughly recleaned and put up in even weight, five-bushel, sealed bags.









## Miracle Wheat

Some eight or ten years ago, a farmer in West Virginia, in looking over his wheat field, found bunches here and there growing higher than the other wheat, very rank and of superior grade. It being entirely different from his other wheat, he determined to get these heads and save them with a view of getting a start of this new variety of wheat.

By rubbing out a small quantity the first year and sowing it all in a separate field for several years, he developed a very superior grade of pure soft wheat.

Some six or seven years ago, Mr. F. M. Rogers, Manager of the Medlin Milling Company of Fort Worth, Texas, was in Chicago and found that a car of this wheat had been shipped there with a view of getting a fancy price for it.

Hearing of its history and learning that he could buy it for a reasonable price, he purchased the car and sent it to Fort Worth and distributed it to the farmers in Tarrant and surrounding counties. This car was received at Fort Worth too late to use much of it for seed that year, but a few bushels were sold, bringing \$10.00 per bushel. The next year it sold from \$5.00 down to \$2.50 per bushel as the season advanced. It has been raised most successfully throughout a great portion of Northern Texas ever since.

This Wheat, as the word indicates, is of almost remarkable growth. There are instances where it made twice as much wheat to the acre as other wheats sown on similar land and under similar conditions.

It is a pure, soft, bearded wheat, and has been tried in Texas long enough to prove its excellent quality, and from

the fact that it grows very rank on the ground, making good pasture, has a large, plump berry and does not shatter like Mediterranean, grows taller than other wheat. A farmer in Dallas County who grew a crop of this wheat for me this year, states that his ordinary wheat blew down badly, while the Miracle stood up. I believe it to be the best Wheat for this country.

Mr. J. C. Dibrell of Coleman, Texas, writes me under date of November 14, 1916, as follows:

"I have raised Miracle Wheat for five years. It is wonderfully well adapted to this climate, has very strong stems, never lodges; the lowest yield I have had was 17 bushels per acre, and we have had total failures of other Wheat crops during that time. I really believe the Miracle Wheat is nearly Rust Proof, as I have never during five years had any trouble, although some signs at times."

Dallas Co., Texas, July 7, 1915.

Mr. Robert Nicholson,  
Dallas, Texas.

In regard to Miracle Wheat, my Wheat made twenty bushels per acre this year and I had a very poor stand. If it had been as thick as it should have been, I would have made twenty-five bushels per acre.

I think for this country Miracle Wheat is the best variety to sow. I had wheat of another variety which fell and tangled as bad as any I ever saw. The Miracle Wheat under the same conditions stood up and was no trouble at all to harvest without loss.

Miracle Wheat makes a fine quality with a high test. I was offered five cents a bushel more for it than for my other Wheat. This is my first crop of it and I am well pleased with it in every particular.

Yours truly,  
W. J. BAKER.

## WHEAT—Continued.

**RED BEARDED**—This variety is largely grown in the vicinity of Dallas and is very popular with the farmer in this community. Extremely hardy and will do well any place where wheat can be grown. Ask for price.

**SMOOTHHEAD**—This is a very early variety of Wheat, which ripens before the bearded varieties, and is very popular in some sections. Ask for price.

**MACARONI OR NICARAGUA WHEAT** is claimed to yield better than soft wheat. Makes from 25 to 40 bushels per acre. Stands dry weather better than soft wheat and furnishes fine winter pasture. Ask for price.

**MEDITERRANEAN BEARDED BLUE STEM WHEAT**—This is a very popular variety in North Texas, and many farmers prefer it to any other kind. Ask for price.

## Mangels or Stock Beets, Great Stock Food

Mangels or Stock Beets are a splendid winter feed for cattle and hogs. Increases the milk yield from cows. Puts animals in better physical condition. Yield larger crops than turnips and are of greater feeding value. The best root food in existence for all kinds of stock. Over forty tons have been grown on a single acre.

No more profitable crop can be grown for stock and hog feed. Every farmer should plant one or two acres every year. No other acre on the farm would return better dividends. Under favorable conditions 40 tons per acre can be grown, and in feeding value this is equal to 130 bushels of corn.

Root food helps to keep stock in a healthy condition, besides affording a variety of feed.

All stock raisers and farmers should investigate the great food value of Mangels.

Try them and be convinced.



Giant Feeding Sugar Beet.

**CULTURE**—Much depends on good culture, so prepare your land thoroughly and plow deeply. Sow from about the middle of March until the middle of June, and give thorough cultivation. After the first cultivation, thin out, so as to stand six inches apart in the row, and cultivate like corn. If late in planting, soak the seeds for 24 hours before planting. Do not begin feeding mangels until after January 1st. Sow six pounds to the acre in rows 2½ feet apart.

### Nicholson's Giant Danish Sludstrup

The Danish government, recognizing the value of root crops for their dairying and cattle interests, has for years been breeding mangels so as to condense into the roots all the dry matter content possible. They offer prizes each year for mangels that contain the greatest amount of nutriment and feeding value. Up to this time the Danish Sludstrup has proved their best variety, and, pound for pound, contains more feeding value than any other. Roots large, reddish-yellow, of distinct type, a remarkable yielder.

### Golden Tankard

The best known and most largely grown yellow mangel, and especially recommended for dairymen on account of its milk producing properties and the richer quality of the milk. The flesh is firm and solid, and a rich golden yellow color. On account of its peculiar shape they can be grown closer in the rows than most mangels, increasing the yield per acre considerably. Grows well above ground and easily pulled. Yields particularly well on light soils.

### Mammoth Prize Long Red

No other mangel can compare with this variety in yield. Crops of forty to fifty tons per acre have been made on good land and under thorough cultivation. The roots often weigh twenty to twenty-five pounds each. It grows well above the ground, is easily pulled; the deep red roots are straight, well formed and solid. Especially adapted to deep soils. On good soil sometimes grow eighteen inches long. Dark leaves; flesh white with veined rings of rose-pink. An excellent keeper; nutritious and milk-producing.

### Giant Feeding Sugar Beet

A strain of beets very desirable for stock feeding, affording not only a very large crop, but exceedingly rich in sugar and other nutritive elements, and is a much better beet for stock feeding than the small sugar beet. The roots average ten to twelve inches, and the outline is that of a broad, thick wedge. The upper portion is of a soft bright pink, shading lighter toward the bottom, where the lower portion for about one-third the length is white.



# Irish Potatoes

This is a very profitable crop to grow in the South. Large quantities of Seed Potatoes are planted in Texas every spring, so as to produce early potatoes to ship to the Northern markets, where they command the highest prices. A sandy loam, reasonably rich in organic matter, is considered the very best soil for potatoes. However, any soil that is light and easily worked and contains a good supply of plant food will grow potatoes successfully.

**TRIUMPH, NORTHERN GROWN**—More Triumph Potatoes are grown in Texas than any other variety. The northern grown potatoes mature earlier than the Southern grown, and on this account large quantities are planted. The Triumph is a standard well known variety.

**TRIUMPH, SECOND CROP, SOUTHERN GROWN**—I recommend the Second Crop Southern Grown Triumph as being far the best for the North Texas planter to grow. I have been handling these for a number of years and I have never found where they did not give entire satisfaction and produce a splendid crop of the finest potatoes, whereas very often the Northern Grown Potatoes fail to produce. Seed of the Southern Grown Second Crop Potatoes are smaller in size than the Northern grown. They, therefore, go farther in planting. Market gardeners in this section plant them in preference to any other varieties and I, therefore, recommend them to you with every confidence that they will give you the very best of satisfaction.

**EARLY OHIO**—This is another of the old-time favorites—always good. Recognized as one of the best varieties of the potato family.

**IRISH COBBLER**—This is a most excellent early variety, maturing good sized tubers seven weeks from the time of planting. It has also the remarkable characteristic of producing very few, if any, small potatoes, all the tubers being of marketable size. The vines make short, upright growth, so that the hills may be only a short distance apart. Skin is clean and smooth, flesh is pure white and of excellent quality, always cooking dry and mealy.

## Sweet Potato Seed

I am prepared to furnish in quantity the best Sweet Potatoes that can be had for seed purposes, being especially grown and selected for this purpose. I inspect carefully before shipment and forward nothing but sound potatoes. When planting cover 5 inches deep and water moderately. When plants are formed, set 1 ft. apart on ridges 4 ft. apart, well drawn up and rather flat on top. Cultivate well.

RED VINELESS  
NANCY HALL  
PUMPKIN YAMS

PORTO RICAN YAMS  
EARLY WHITE YAMS

## Vegetable Plants and Roots

I can usually supply Asparagus, Rhubarb and Horseradish Roots in January; Vegetable plants during the months of March, April and May. See my price list for prices.

**ASPARAGUS ROOTS**—Conover's Colossal, Columbian Mammoth White.

**HORSERADISH ROOTS.**

**RHUBARB OR PIE PLANT ROOTS.**

**TOMATO PLANTS.**

**CABBAGE PLANTS**

**PEPPER PLANTS.**

**EGG PLANTS.**

**PUMPKIN YAM SWEET POTATO SLIPS.**

**RED VINELESS SWEET POTATO SLIPS.**

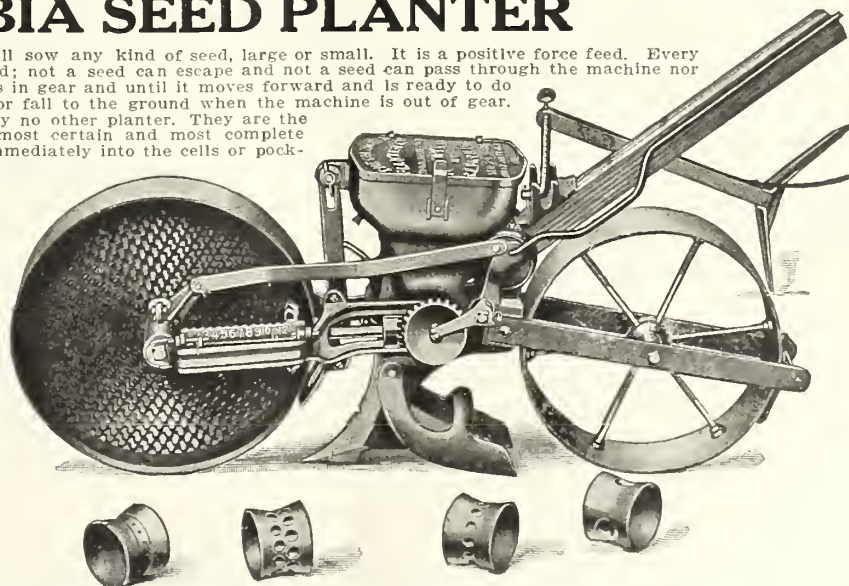
## COLUMBIA SEED PLANTER

The Columbia Hand Planter No. 3 will sow any kind of seed, large or small. It is a positive force feed. Every seed is carried to the ground and covered; not a seed can escape and not a seed can pass through the machine nor escape to the ground until the machine is in gear and until it moves forward and is ready to do its work; nor can a seed be shaken out or fall to the ground when the machine is out of gear.

A very important advantage possessed by no other planter. They are the simplest of all planting machines; the most certain and most complete planters in the world. The seed drops immediately into the cells or pockets formed in the seed cylinders, where nothing can disturb it, and is carried to the ground by revolution of the cylinder.

The cells in the cylinder are made different sizes to accommodate different sizes of seed, from the smallest to the largest. You regulate the speed and the quantity of seed sown by the row in the disc wheel, consequently thirteen different quantities can be sown with each cylinder.

In changing the cylinder from one seed to another, pull out the bevel pinion at the side of the hopper, then place your hand at the rear of the iron hopper and just lift the cylinder a little, so that you can reach in with the other hand and lift it out. Then place in the cylinder that you want to use and put the bevel pinion back in position, and the machine is ready to do its work.



**Price \$10.50**



## Flower Seeds

	Packet		Packet
AGERATUM Mexicanum—Fine for bedding.....	\$0.05	POPPY Shirley—A magnificent variety, producing beautiful single flowers, colors ranging from pure white to brightest scarlet .....	\$0.05
ALYSSUM Sweet—White, fragrant flower.....	.05	PANSY—Fine Mixed .....	.05
AMARANTHUS Caudatus (Love-lies-bleeding).....	.05	PANSY—Large English Mixed .....	.10
ANTIRRHINUM (Snap Dragon)—Mixed.....	.05	PETUNIA—Fine Mixed .....	.05
BACHELOR'S BUTTON—Mixed.....	.05	PETUNIA—Striped and blotched .....	.10
BALSAM—Double Mixed .....	.05	PHLOX Drummondii—Mixed .....	.05
BALSAM—Camellia Flowered, Mixed.....	.10	PHLOX Drummondii Grandiflora .....	.10
CALENDULA Meteor (Pot Marigold)—Light golden yellow .....	.05	PHYSALIS Franchetii—Chinese Lantern Plant.....	.10
CANNA—Crozy's Mixed .....	.10	PORTULACA—Single mixed .....	.10
CARNATION Margaret—Mixed .....	.10	PORTULACA—Double mixed .....	.10
CELOSIA Dwarf Coxcomb—Fine mixed.....	.10	PINKS—Double mixed .....	.05
CELOSIA PYRAMIDALIS or Feathered Coxcomb....	.05	PINKS—Annual varieties, mixed .....	.05
CENTAUREA CYANUS Emperor William.....	.05	RICINUS Castor Oil Plant—Makes beautiful orna- mental plant for the garden.....	.05
CHIRYSANTHEMUM—Annual sorts mixed.....	.05	SALVIA Splendens—Brilliant scarlet flowers.....	.10
COREOPSIS Grandiflora .....	.05	SWEET WILLIAM—Mixed .....	.05
CANDYTUFT—White .....	.05	VERBENA—Fine mixed .....	.10
COSMOS—Mixed .....	.10	VINCA "Periwinkle"—Mixed. Ounce, 75c.....	.05
DAHLIA—Single Mixed .....	.05	ZINNIA—Tall, double mixed.....	.05
ESCHSCHOLTZIA Californica (California Poppy)...	.05		
GALLARDIA Grandiflora .....	.05		
HOLLYHOCKS—Double mixed .....	.05		
KOCHIA Tricophylla—Mexican Fire Bush or Summer Cypress. Foliage is as fine as moss and of clean, bright green color. Early in the Fall innumerable little flowers appear and the bush takes on a deep red tinge. Very handsome .....	.10		
LARKSPUR Dwarf German Rocket .....	.05		
MARIGOLD—Double French Mixed.....	.05		
MATRICARIA—Double, white Feverfew, beautiful, small, white button-like double flower.....	.05		
MARVEL OF PERU—Mixed .....	.05		
MIGNONETTE .....	.05		
NASTURTIUM Dwarf Empress of India—Deep scarlet, very dark foliage .....	.05		
NASTURTIUM Dwarf—Mixed, ounce 10c.....	.05		
NEMOPHILA Insignis .....	.05		
NIGELLA (Love in a Mist) .....	.05		
POPPY Tulip Flower—Beautiful, single, bright scarlet	.05		
POPPY Iceland—Mixed, beautiful showy flowers ...	.05		
POPPY—Double Peony flowered, mixed.....	.05		

## Climbers

BALSAM Apple .....	.05
CANARY BIRD VINE .....	.05
CONVOLVULUS Morning Glory—Mixed.....	.05
MORNING GLORY—Japanese Giant .....	.05
CYPRESS VINE—Mixed .....	.05
DOLICHOS or Jack Bean .....	.05
MOON VINE—Mixed, dense shade, beautiful, large, white, fragrant flowers .....	.10
NASTURTIUM—Tall Mixed, ounce 10c .....	.05
MINA LOBATA—Beautiful, free blooming climber...	.10


## Gourds

DIPPER—Ounce 10c .....	.05
JAPANESE NEST EGG—Ounce 10c .....	.05
PIPE CALABASH—Ounce 15c .....	.05
DISH RAG—Ounce 15c .....	.05



# Poultry Foods and Supplies

## Red Feather Brand Poultry Foods



Composed of the best grains thoroughly re-cleaned and properly proportioned to give best results.

### RED FEATHER BRAND HEN FOOD

Comes in 100-lb., 50-lb., 12½-lb., and 6¼-lb. Bags.

### RED FEATHER BRAND CHICK FOOD

100-lb. Bags, 50-lb. Bags, 12½-lb. Bags, 6¼-lb. Bags.

## Miscellaneous Poultry Foods

Oyster Shell, Chick Size.	Oyster Shell, Hen Size.
Red Feather Pigeon Food.	Kaffir Corn.
Canada Field Peas for Pigeons.	Milo Maize.
Fine Ground Poultry Bone.	Sunflower.
Coarse Ground Poultry Bone.	Meat Meal.
Charcoal, fine, medium, coarse.	Beef Scraps.

**Screenings.** These are light screenings that come from the cleaning machines in cleaning grain, making a good litter to be scattered in the scratching shed where dry grains are to be fed.



## Insect Destroyers

Hammond's Slug Shot  
Dusters for Applying Slug Shot,  
Tobacco Dust  
Black Leaf 40—


A liquid for spraying to kill plant lice. Full directions for use accompany each can.

## Poultry Remedies

I highly recommend the following list of Conkey's Poultry Remedies and would be glad to send on application one of Conkey's Poultry Books telling all about how to use them to the best advantage.

Conkey's Head Lice Ointment—1 oz. tube.  
Conkey's Head Lice Ointment—3 oz. tube.  
Conkey's Roup Remedy—small size.  
Conkey's Roup Remedy—large size.  
Conkey's Chicken Pox Remedy.  
Conkey's Cholera Remedy.  
Conkey's Limberneck Remedy.  
Conkey's Lice Powder—5 oz. pkg.  
Conkey's Lice Powder—15 oz. pkg.  
Conkey's Lice Powder—48 oz. pkg.  
Conkey's Lice Liquid—1 quart.  
Conkey's Lice Liquid—2 quarts.  
Conkey's Lice Liquid—1 gallon.  
Conkey's Noxicide—pint.  
Conkey's Noxicide—quart.

## Get More Eggs



Get them all the time—in winter as well as in summer. More eggs mean more profits. Get the most out of your hens by giving them

### Conkey's Poultry Tonic

It will insure the maximum egg production. Guaranteed to please you or money back.

Conkey's Poultry Tonic—small size

Conkey's Poultry Tonic—large size.

### Stock Food

Conkey's Stock Vigor—small size.

Conkey's Stock Vigor—large size.

### Fly Knocker

Conkey's Fly Knocker—1 quart

Conkey's Fly Knocker—2 quarts

Conkey's Fly Knocker—4 quarts

## Conkey's Buttermilk Starting Food

makes raising chicks easy and profitable. I can furnish this in any quantity. Write for prices.

# Tools, Miscellaneous Supplies




## Norcross Cultivator-hoes and Weeders

Five-Prong, weighs three pounds. Three-Prong, weighs two pounds.  
"Midget" weighs twelve ounces.

The 5-prong is the largest and best suited for extensive gardening. The only cultivator having a detachable ferrule. Patented, and we can supply Universal Connection that will attach this tool to the standard types of wheel plows.

The 3-prong, next in size, is especially suited to women and all who desire a lighter weight tool and will work between very narrow rows.

The "Midget" is unequalled for cultivating flowers and small plants requiring close, careful cultivation. Unlike the cheap one-piece malleable weeders on the market, it is made of same material and finished like the long-handled cultivator-hoes.



## Cahoon Broadcast Seed Sower

The Cahoon Broadcast Seed Sower is the most accurate and durable hand seed sower on the market; will last a lifetime. Does the work well, and is a valuable addition to the farm equipment. Order one today and be ready for the next seeding.

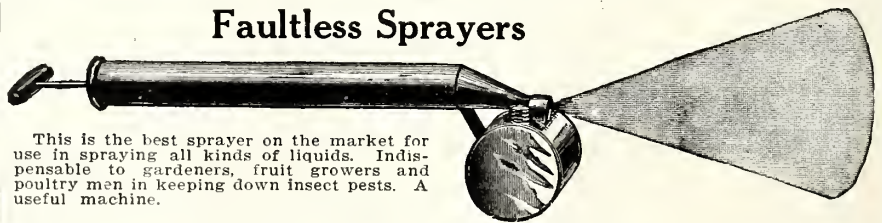
## SPECIAL NOTICE

Keep this catalog where you can lay your hand on it, as you will find the information contained therein very useful. If you are not ready to buy now, write me when you are ready and I will be glad to send you my latest price list, which is issued every month, and gives the lowest prices at that time.

## Nest Eggs

I carry in stock two kinds of nest eggs—the regular china eggs, and also the medicated nest eggs.

## Faultless Sprayers



This is the best sprayer on the market for use in spraying all kinds of liquids. Indispensable to gardeners, fruit growers and poultry men in keeping down insect pests. A useful machine.

## Twine

Two-ply jute twine, used by gardeners for bunching vegetables.

## Fertilizers

I only carry small stocks of fertilizers on hand, but if you wish to buy and will send me a list of the kinds and quantities you want, I will be glad to quote you prices. I may be able in some instances to save money for you.

# ROBERT NICHOLSON - Dallas, Texas









# Crop Calendar—Valuable Information

A condensed calendar for the year, which if followed closely will greatly assist in the successful growing of many crops.

**JANUARY**—After carefully selecting your estimated wants for the season mail us your order. Prepare your hotbed in which to sow Beets, Cabbage, Cauliflower, Lettuce, Onion, Radish and the like, also some varieties of Flower Seeds for transplanting.

**FEBRUARY**—The varieties mentioned for last month may now be sown either in hot-bed or cold-frame. In hot-bed sow Egg Plant, Pepper and Tomato. Such varieties as Beet, Onion and Radish may be sown in the open ground if it has become warm, also Early Peas, Carrot, Parsley and Spinach; set out Asparagus and Horseradish Roots and Onion Sets. Plant Potatoes and Field Corn. Sow grass and Clover in field and lawn. Sow Dwarf Essex Rape and Alfalfa.

**MARCH**—This is the initial month of spring and nearly every kind of gardening may be undertaken. Almost all the general list of vegetable seeds may be sown in the open ground with the probable exceptions of Egg Plant, Pepper and Tomato, which should be started under glass. All sorts of roots and tubers may be planted in the open ground. Hot-bed plants having previously hardened by leaving sash open at night, may be transplanted to open ground. Plant some early varieties of Green and Wax Beans as well as Sweet and Field Corn. Sow Grass and Clover for lawn and field, also Alfalfa, Cane, Millet, etc.

**APRIL**—Continue the good work of the preceding month and be ready for the planting of the main crops, all of which may now be planted with the exception of Melon and other vine seeds. If the ground has become quite warm the more hardy varieties of Flower Seed, also Summer Flowering Bulbs, may be planted. Other planting, for succession, of Beans, Sweet Corn and Peas of the hardier class may be made during this month. When not busy at other things, prepare ground for planting root crop seeds early in May. Plant Cane, Millet, Kaffir Corn, Milo Maize, Mangel Wurzel Beets, etc.

**MAY**—After some days of warm sunshine, may be sown seeds of more delicate germination, such as Melons, Cucumbers, and all other vine seeds, Okra, Beans, all kinds of Garden and Field Peas. Sow Celery seed, plant Mangel Wurzel and other root crops, also for forage crops, Milo

Maize, Jerusalem Corn, Millet, Cane, etc. Soja Beans and Velvet Beans, Peanuts. Plant June Corn, Squaw Corn.

**JUNE**—Make sowing of Cabbage and Tomato for late Summer, also Sweet Corn, Peas, Beans and all other vegetables, including vine seeds to come early in the Fall. Sow Turnip. The field seeds of preceding months may be planted now, also for later season use. This is the season especially for planting June Corn, Squaw Corn, Early Northern Corn, Cane, Millet, Cow Peas, etc.

**JULY**—Transplant Cabbage and Tomato plants, also Celery. Make sowings of Turnip and Rutabaga for late Fall and Winter use. Plant pickling Cucumbers. It is not too late to make successive plantings of Beans, Peas and Sweet Corn. Plant June Corn.

**AUGUST**—Set out late Celery. Make final sowings of Turnip and Rutabaga, also last plantings of Bush Beans. On land where crops have been removed sow Dwarf Essex Rape for late pasture. Prepare ground for Fall seeding of field seeds enumerated to sow in September.

**SEPTEMBER**—Fall and Winter Blooming Bulbs should be started to come into bloom during November and December. Sow Corn Salad, Kale, Mustard, Radish and Spinach for Winter use. Cabbage, Cauliflower, Lettuce and Onions may be sown for transplanting in November. Sow Alfalfa, Barley, Rye, Oats, Wheat, Rescue Grass, Bermuda Grass and our Special Grass Mixtures, Dwarf Essex Rape, Vetches and Burr Clover, etc.

**OCTOBER**—Sow Cauliflower, Cabbage and Lettuce for transplanting. Bulbs for Winter blooming may be planted in pots or boxes. Sow Turnip, Mustard, Kale, Spinach and Corn Salad for Winter Greens. Grass and Clover. For Fall Seeding, Barley, Wheat, Oats, Rye, Vetches and Alfalfa.

**NOVEMBER**—Continue to sow Cabbage and Lettuce. Set out Asparagus and Horseradish roots, Strawberries, Cabbage, etc. Plant all kinds of Early Spring Flowering Bulbs. Sow Alfalfa.

**DECEMBER**—Market gardeners have found it quite profitable to plant such varieties as Beet, Radish and Lettuce in December in hot-beds for Winter use, as there is always a good demand for fresh vegetables during winter months. Spring Flowering bulbs should be planted not later than this month to obtain satisfactory results.

## INDEX

Alfalfa .....	14-15	Gourds .....	34	Potatoes .....	33
Asparagus .....	1	Grass Seed .....	24-26	Poultry Supplies .....	35
Barley .....	15	Higaru .....	21	Pumpkins .....	9
Beans, Garden .....	1	Horseradish .....	4	Radish .....	10
Beans, Soy .....	16	Jerusalem Artichoke .....	30	Rape .....	27
Beans, Tepary .....	17	Johnson Grass .....	26	Rescue Grass .....	26
Beans, Velvet .....	17	Kaffir Corn .....	21	Rhodes Grass .....	24-25
Beets .....	2, 32	Kaffir Sorghum .....	21	Rye .....	27
Bermuda Grass .....	26	Kale .....	5	Rye Grass .....	26
Broom Corn .....	15	Kentucky Blue Grass .....	5	Shallu .....	21
Buckwheat .....	18	Kohl Rabi .....	5	Soja Beans .....	16
Cabbage .....	2-3	Lettuce .....	5	Sorghums .....	21-22
Cane .....	22	Mangels .....	32	Soy Beans .....	16
Carrots .....	3	Millet .....	27	Speltz .....	30
Cauliflower .....	2	Milo Maize .....	21	Spinach .....	10
Celery .....	4	Muskmelons .....	6	Squash .....	10
Chinese Cabbage .....	3	Mustard .....	5	Stock Beets .....	32
Clover .....	18	Nitragin .....	15	Sudan Grass .....	26
Collards .....	3	Oats .....	28-29	Sunflower, Mammoth Russian .....	15
Colorado Grass .....	26	Okra .....	2	Sweet Potatoes .....	33
Corn, Seed .....	19-20	Onions .....	2	Tepary Beans .....	17
Corn, Sugar .....	4	Orchard Grass .....	26	Tobacco .....	12
Cotton Seed .....	18	Parsnips .....	9	Tomatoes .....	11
Cow Peas .....	23	Peanuts .....	24	Tools and Supplies .....	36
Cucumbers .....	4	Peas, Field .....	23	Turnips .....	12
Egg Plant .....	4	Peas, Garden .....	23	Vegetable Plants and Roots .....	32
Egyptian Wheat .....	21	Pencillaria .....	8	Velvet Beans .....	17
Emmer .....	30	Peppers .....	9	Vetch .....	30
Feterita .....	21	Pop Corn .....	20	Watermelons .....	13
Flower Seeds .....	34			Wheat .....	31-32



A GARDEN LIKE THIS IS A  
CREDIT TO ANY BACK YARD

ROBERT NICHOLSON, SEEDSMAN  
DALLAS, TEXAS