

# **Historic, Archive Document**

Do not assume content reflects current scientific knowledge, policies, or practices.



*Indexed*

# FARMER'S

LIBRARY  
RECEIVED  
U. S. Department of Agriculture



*Catalogue  
of  
Berry  
Plants.*



NEW STRAWBERRY, "NICK OHMER."

1898.

L. J. FARMER,  
Fruit Grower and Nurseryman,  
PULASKI, OSWEGO CO., N. Y.

# Let Others Speak For Us.

OFFICE OF THE  
AMERICAN AGRICULTURIST.

52, 54 Lafayette Place.

New York, Sept. 17th, 1894

Mr. D. F. Brown:

My Dear Sir:--I have great confidence in Mr. L. J. Farmer, of Pulaski, N. Y., and I believe you may rely on getting plants of good quality from him, and true to name. He is a young man of excellent character and quite an enthusiast in his work. Sincerely yours,  
E. G. Fowler.

*The following notice appeared in the Rural New Yorker, December 16, 1893.*

"The largest collection of strawberries shown by any State or exhibitor at the Columbian Exposition, was shown by L. J. Farmer, of Pulaski, Oswego Co., N. Y. He exhibited 70 varieties at one time. The marvel of it was the perfect condition in which it was received, owing to the careful manner in which it was packed. Crates were especially prepared, of the Atwater & Armstrong type, but instead of using baskets, the crates were filled with pasteboard partitions, after the style of egg crates. A single berry, enveloped in cotton wadding—not batting—was placed in each compartment. The wadding absorbed the surplus moisture and prevented the berries from becoming soft. Not only did they come in good condition, but they kept perfectly when exposed to the air, for eleven days on plates. This experiment should settle the question of ventilation in shipping berries. These had no ventilation—were in almost air-tight compartments—and the condition in which they were received after an 800 mile ride, seems to prove that ventilation is not needed, but is rather an injury to the fruit."

**IMPORTANT.**--- In view of our purpose to furnish GOOD plants true to name and the great pains we take to secure plants of such a character, we know that our prices are very reasonable. In no other article of merchandise should quality count more than in plants, since their first cost, at highest prices, is trifling compared with the labor and expense that must be put upon them afterwards. Good plants cannot be sold below a certain rate any more than good cloth at shoddy prices, without loss to someone. We are not only anxious that our plants should please when received, but also when coming into bearing. We give to them close personal supervision, and sell such as we would set out ourselves. We give liberal count and remedy all errors. It is our sincere wish that every transaction should be to the advantage of the buyers as truly as to ourselves. That our prices are more moderate than many in the trade is due to the fact that we do business in small fruits on a large scale. We are willing, moreover, to conform our prices to other honorable dealers, and will not be undersold by any first class nursery. We think we can do as well by those desiring to purchase as any one, and therefore invite correspondence. In instances where parties expect to order largely, we would like an opportunity to price their list. Address,

L. J. FARMER, NURSERYMAN, PULASKI, N. Y.

**NEW YORK.** ADAMS CENTER Sept. 29, '97.

Last spring I sent to you for 50 black cap raspberries—the Hillborn. They were nice plants, liberal count, and I never had spring set plants grow so large as they. G. W. G.

ERIEVILLE, July 12, 1897.

The raspberries I got of you are doing fairly well. W. M.

FULTON, Jun. 22, 1897.

I sent you an order for over \$1 worth of plants this spring, and am glad to say that I received them in good condition, and about 85 per cent of them are growing nicely. P. G.

SACKETTS HARBOR, May 18, 1897.

The strawberry plants, order No. 4212, were received in good condition, and are set out and doing nicely, without the loss of a single plant. I beg pardon for not having informed you to that effect ere this. J. S. W.

CHENANGO FORKS, Aug. 26, 1897.

I think I ought to have some book on the culture of strawberries. I enclose 13 two-cent postage stamps. You may send your "Farmer on the Strawberry." My Parker Erie plants, most of them, made a live of it, after I cut off the berries, but they looked bad for a while. Very few of them had any runners on them. The Splendid have done better. A. W. D.

[Mr. D. ordered some plants of us and neglected to cut off the blossoms. They loaded down with fruit as a consequence, and nearly perished.—L. J. F.]

TURIN, June 2, 1897.

The plants generally were good, strong ones, but a few of the 4th or 5th generation from the parent vine have or will die. A. H. L.

PITTSFORD, May 31, 1897.

The plants were received and cared for and are doing well. J. M. W.

# To Our Patrons:

We thank you for the liberal patronage extended to us in the past, and solicit your further favors. We are in this business to stay and hope by honest and careful dealing to merit your continued patronage. Our trade last spring was never larger and we never had fewer complaints.

## QUALITY OF PLANTS.

Our plants are strong and healthy, free from scale, insects and root lice. Grown on soil that has produced four tons of hay to the acre, and other crops in proportion, they cannot be compared to small plants grown on light, sandy soils, and we should not be asked to compete with growers of those plants, in price.

## PRICES OF PLANTS.

Prices have been made as low as possible, in view of the fact that we wish to fill all orders with strong, healthy plants that will please the customer when he receives them; and not only this, but will grow and be an everlasting source of pleasure when they come into fruiting.

## TERMS.

Cash with order; or we will be pleased to send C. O. D., subject to examination, provided one-fourth of the bill is sent with order as a guarantee of good faith. We have not the time to inquire into the honesty of patrons, so treat all alike and insist on a whole or part remittance before goods are shipped.

## HOW TO ORDER.

Use the order sheet and send in your order as soon as possible after this catalogue is received and carefully read through. Write your letter on a separate sheet of paper. Send money by registered letter, postoffice order, express order, bank draft on New York, or postage stamps. Do not send stamps for amounts over \$1, and do not send checks on local banks unless exchange is added. Keep a copy of your order.

## HOW ORDERS ARE HANDLED.

When your order is received, we record it in a book kept especially for the purpose. A postal card receipt, giving the amount of remittance received and the number of the order, is at once made out and mailed to the patron. Southern orders are filled just as soon as spring opens, and all others in rotation as received, unless otherwise instructed. Care is taken to get the plants to customers as near the time they want them as is possible. Plants are securely packed in moss, oiled paper, baskets, boxes, crates, etc., depending on the kind and the size of the order, and forwarded by mail, express or freight, at the discretion of the purchaser.


# STRAWBERRIES.

## CULTURAL DIRECTIONS FOR BEGINNERS.

The proper way to begin the strawberry business is to start in a small way and increase the plantings as your knowledge increases. Many people make the great mistake of planting too largely on the start. They become impressed with the idea that they can get rich quickly in this business, by reading of the success of some expert or by hearing some enthusiast speak from the platform of a farmers, institute or horticultural gathering. They rush into the business without knowledge or definite purpose, plant more acres than they can properly care for and when

*If you receive an extra catalogue, hand to your neighbor.*

the final returns come in they are almost always less than is expected. Natural abilities being equal, the man who has the most experience can get the best results. Of course there are men who will learn in a few years more than others will be able to learn in a lifetime. It is the lack of a proper knowledge of details which often causes the beginner to fail. We get general ideas by reading and listening to speakers, but the details so necessary to success come only by long and expensive experience. The most successful strawberry experts are those who have given it the most study. Every farmer and rural resident, who has space enough, should have a patch of strawberries that will supply the table for six weeks or so, and enough to put up for the rest of the year. It is a safe way to



[This exhibit of strawberries was placed on the 28th of June, 1893, and continued for eleven days, during which time thousands of people from all parts of the world viewed and admired it. Competent judges pronounce it the most unique and successful exhibit of perishable fruits ever made, taking into consideration distance, variety, etc.]

first learn by reading and experiment how to grow enough berries for the family; then, if we like the business and a market is in reach, we can go into it on a larger scale to meet the demands of that market. Find out what the market wants and try to supply it. It takes from 200 to 500 plants, made up of early, medium and late varieties, to supply the wants of a family, depending on the skill of the grower and the size of the family. People will eat more berries when they grow them in their own gardens than when purchased, even at a low price.

**LOCATION.** Plant your strawberry bed near the buildings, where you can see it every day; then if it gets weedy you will know it. Plant it near the road; then you will take pride in keeping it clean, so others will notice it. It saves time in gathering the berries as well as in hauling fertilizers, mulching materials,

etc. Then there are odd hours often lost that might be profitably spent in the strawberry bed, if located near, whereas, if located at the other end of the farm, no one would think of the strawberries. In going to and coming from other crops the cultivator may be run through the strawberry rows as often as opportunity occurs, with great advantage. Lands nearly level are best for strawberries, if undrained. A southern slope makes the berries earlier; a northern exposure tends to retard the time of ripening.

**SOILS.** Any rich soil that will grow a good crop of either corn or potatoes will grow strawberries. Sandy soils produce earlier berries than clay, and the berries are firmer. Soils made up largely of clay, produce the largest crops of the largest berries. It is because they retain the fertilizers and moisture better, do not leach. But clay must be drained well by deep open ditches or underdrains, and well covered by mulch in winter. The ideal soil is that made up of a mixture of all kinds of soils.

**FERTILIZERS.** It is economy to have the soil very rich. While strawberries do not rob the soil of much fertility, (a ton of berries removes only 85 cents worth—the balance of their make-up is mostly water), it is necessary to have sufficient plant food in the soil to provide for the growth of the plants. A well fed, thrifty growing plant will ward off most diseases of the foliage, when weak plants will succumb. The vines and roots remain on the land and go to fertilize succeeding crops. The soil should be made rich before the plants are set out, by heavy applications of fertilizers to the crops that precede the strawberries. It is a good plan to plant two crops of corn and one crop of potatoes before the strawberries are set, and apply heavy coats of manure to the two crops of corn. Use commercial fertilizers on the potatoes and on the strawberries. Use part of the fertilizer before the plants are set, harrowing it in, and the balance during the growing season, scattered around the plants. Do not allow the fertilizer to get on the foliage to burn it. It is a good plan to fertilize the beds in the spring of the fruiting year by scattering on the rows before growth starts. About one ton of mixed commercial fertilizers is about right. One-half should be applied before the plants are set and harrowed in, one fourth during the growing season and hoed in about the plants, and the balance in the spring before fruiting.

**PREPARING LAND, AND MARKING.** Plow deeply in the spring, as soon as the soil will admit of working. Harrow and remove stones or rubbish that will interfere with cultivation. Harrow again and again until the bed is as loose as an ash heap. If necessary, plow again, then harrow and harrow again. Nothing is lost in this thorough preparation, and much may be gained. Usually the crop is large in proportion to the time spent in preparing the soil. If ready to plant, mark the rows four feet apart and set the plants one foot apart in the rows. If the plants come from the nursery and the soil is not in fit condition to plant them upon, they may be heeled in closely together and held until the latter part of May; then transplanted to the field where they are to remain permanently. While the plants are heeled in the bed, they should be watered when necessary and sprayed about once a week with Bordeaux mixture to prevent the growth of blight and mildew fungii. Meanwhile the field where they are to be set out permanently is receiving the most thorough preparation. It is plowed and harrowed again and again, bringing to the surface all stones and other rubbish and ridding the soil of the white grub so destructive to strawberry plants. Mark the rows absolutely straight and have them run the long way of the piece. If straight, we can cultivate closer to the plant; and if long, less time is spent in turning around in cultivating.

**PLANTING.** Trim the roots so they will be but four inches long. This will save time in planting, and they will be less liable to be crowded together in the hole.

If they have been heeled in, earth will cling to the roots when taken up, and they will receive no check in their growth by the final transplanting. Use any tool that will make the hole deep enough and allow the roots to be put down straight without doubling up. Some use a trowel and others an old hoe with the handle cut off short. In our section an adz shaped tool is used that meets with general satisfaction. It costs \$1, and will pay for itself in one season where one has a good many plants to set. The operator strikes the tool into the ground with the right hand and inserts a plant with the left hand back of the blade, while the

tool is being withdrawn. Earth settles about the roots and the operation is completed by shoving earth up to the plants by a forward movement, or push of the blade. Common workmen will set 2,000 plants in a day with this tool. We know of experts who will set 5,000 in a day, and set them well.

**CULTIVATION.** As soon as the plants are set, stir the soil about them with a garden rake, potato hook or common hoe. Be very careful not to loosen the plant. Break the crust only. Don't dig deep. Use a Breeds Weeder between the rows, running it close up to the plants. In one week start the Planet Junior Cultivator, using the narrow teeth. Cultivate shallow and as close up to the plants as possible. Run the cultivator through the rows close up to the plants once a week as long as growth continues. As the plants spread, narrow the sweep, and go only one way in the row, and always that way. Hoe as often as possible, the time to kill weeds is when they first sprout. I think that there is hardly any limit to the amount of cultivation that may be given to an acre of Strawberries and yet return a profit. There are men who get as high as \$1,000 from an acre, but they spend almost their entire time on that acre. Keep the soil loose on top where the cultivator does not reach. A narrow pointed hoe may be used in among the runners and small plants with advantage.



OBVERSE



REVERSE

[Bronze Medal received for Largest and Finest Display of Strawberries at the World's Fair, Chicago, 1893.

**BLOSSOMS AND RUNNERS.** You can get a small crop of berries from the plants the first year, but it does not pay to let them bear. It robs the plants of energy that ought to be bestowed on making a better growth, that they may produce a larger crop the following year. It is the best plan to cut every blossom off as soon as it appears the first season. The runners should also be clipped for the same reason. We cut them till the plant begins to become stocky, say the middle of July, and then allow them to grow and strike root. The young plants ought not to mat the ground too closely. Six inches apart each way is close enough. After a sufficient number of runners have rooted, the surplus may be cut off with knives, or the row may be chopped off after a certain width is secured. Plants must not be allowed to run wild. Cutting back makes stocky plants, and these produce the largest berries and the most of them. We use common shears for cutting blossoms and runners.

**MULCHING.** Strawberries should be covered with some coarse material just before the severest weather comes in the fall, say the latter part of November. It may be applied before the ground freezes, or after it is frozen solid. If covered before, the mulch should be dropped off at the ends of the rows and carried on to the beds with forks. After the ground is frozen we can drive anywhere, depositing the material where most convenient to spread. The entire surface should be



covered just deep enough to completely hide the plants. When applied, the straw will be about three inches deep. Rain and snow will pack it down to about an inch. Strawberries will not smother no matter how deep the covering, if it is not applied too early in the fall or left on too late in the spring. Remove the covering and place it in the paths between the rows about May 1st, or as soon as growth starts. Just before the berries begin to ripen, go through the fields and pull all thistles and place the straw carefully about the plants so as to cover all the surface not occupied by the plants.

**PICKING AND MARKETING.** Have a cool building or crating house where the berries may be carried, arranged and placed in the crates. Do not let the sun shine on berries after they have been picked. Sun and wind scald and discolor the fruit. Pick berries as soon as colored. Do not let a large picking ripen before you begin to harvest. Pick every other day. Leave a stem on each berry a half



A PARTIAL VIEW OF FARMER'S MAPLEWOOD FRUIT FARM.

inch long. Do not handle the berries in picking. Take hold of the stem, pinch it off and place in the basket carefully, so as not to bruise it. Do not pick in one hand and place in the other till you get a handful. It mashes the berries. Pick each berry separately and place in the basket. If you ship to a distant market, pick before too ripe and hustle them off to the train or hold in a cool place till the proper time for shipping. For the home market, allow the fruit to ripen more thoroughly. The flavor will be better and consequently you will sell more. If there is an enterprising merchant in your town let him sell your fruit. If dealing with the merchant proves unsatisfactory and there are others who peddle, your only course will be to peddle. This is hard work, but a good peddler will average to receive two cents more per quart than he would get from a merchant. It is a fact, too, that no one can sell fruit better than the grower of that fruit, provided he is a good salesman. Marketing, the business end of fruit growing, is more important than growing the fruit.

**PROFITS.** The profits will be in proportion to the amount of manure, muscle and brains invested. The usual receipts from an acre are from \$200 to \$300. There

are men, however, who receive from \$500 to \$1,000, from an acre. They put into an acre as much as the average grower does into three or four acres.

**VARIETIES.** One of the most important points in Strawberry culture, as well as the most difficult for the beginner to understand, is the question of varieties. Most catalogues are confusing. A long list of varieties are named and the beginner is at sea. He is unable to select the varieties he wants. For this reason I will attempt to classify the several varieties into groups for different purposes. This classification, with the descriptions of varieties which follow, ought to be a sufficient guide for anybody. There are hundreds of varieties of Strawberries with especial traits that enable them to be adapted to certain soils and climates, as well as special treatment. There are only a few that seem to do well on all soils and in all locations. If you will name the kind of soil and for what purpose wanted, I shall be pleased to furnish you a list of varieties adapted to your special purpose.

### CLASSIFICATION OF VARIETIES.

**THOSE REQUIRING HIGH CULTURE.** Crawford, Gandy, Hunn, Jessie, Margaret, Brunette, Champion of England, Marshall, Mary, Sharpless, Timbrell, Henry, Bouncer and Atlantic. These varieties not only require the highest culture, but they do the best on heavy, rich soils.

**LAZY MAN'S BERRIES.** These will do well with indifferent culture and on most any soil. Bisel, Brandywine, Beeder Wood, Cloud, Crescent, Downing, Dayton, Enhance, Earliest, Swindle, Splendid, Sunnyside, Burt, Michel.

**THE OTHER VARIETIES.** Bismark, Barton's Eclipse, Bubach, Carrie, Cyclone, Clyde, Cumberland, Edgar Queen, Eureka, Enormous, Greenville, Glen Mary, Hall's Favorite, Haverland, Isabella, Michigan, Mastodon, Nick Ohmer, Oriole, Ocean City, Parker Earle, Princess, Ridgway, Ruby, Shuckless, Seaford, Star, VanDeman, Wilson, Warfield, William Belt, etc., etc., require good care. They won't stand much neglect, yet do not require the very highest kind of culture.

**MY OWN SELECTION.** Strawberries are very fickle, and varieties that do well here may not do so well elsewhere. After testing hundreds of varieties, I prefer the following among those that have been thoroughly tested. Further experience with Carrie, Margaret, Seaford, Ridgway, Star, Earliest, Hall's Favorite, Clyde and other new ones may lead me to change this list. Here is my list: Brandywine, Beeder Wood, Bubach, Edgar Queen, Eureka, Glen Mary, Haverland, Isabella, Lovett, Parker Earle, Splendid, VanDeman, Warfield and Barton.—L. J. Farmer in American Agriculturist.

### DESCRIPTION OF VARIETIES.

Those marked (Per) are perfect in flower. Those marked (Imp) are imperfect and require that those marked (Per) be planted near them, in order to get a crop of berries. The usual way is to set two to four rows of each variety alternately through the field.

The price of strawberry plants is determined by the plentifulness or scarcity of the variety. Hence new varieties and those that make but few plants comparatively, are more costly than common, free running varieties. Add 20c per 100 to the price if wanted by mail.

### STANDARD KINDS.

I asked several experts in different parts of the U. S. to name the six best well tested varieties in their locality. The varieties that received the most votes were the following 18 kinds. The novice ought to find in this list what he wants.

**ATLANTIC.** (per.) A variety originating in southern New Jersey several years ago, never became popular till tried by growers here in Oswego County. It requires the very highest fertilizing and culture, when it produces a large crop of the very finest berries, selling in New York Philadelphia and Boston for highest prices of any berries on the market. It is a slow growing, dwarf plant of the Wilson type. The berries are long, quite large and make an attractive appearance in the basket. Its bright, glossy color and firmness enable it to stand up to the best of advantage and bring the highest prices in market. I raised a very nice crop of them last summer, the first I ever succeeded with it. Those who get the best crops use over a ton of commercial fertilizers to the acre and give the highest

culture. Some growers secure from 175 to 225 crates to the acre and the price usually averages \$5 per crate at the cars. I have known them to sell at \$9 per crate for shipment to New York. The genuine plants of this variety are scarce. Doz. 30c; 100, \$1; 1,000, \$6.

✓ **BISMARCK.** Origin Arkansas. Has never fruited with me. Described as an improved Bubach. Better color, firmer, and the plants are more thrifty growers. A very popular variety. (Per.) Doz. 40c.; 100, \$1.50; 1,000, \$8.

runners, covering the ground with plants. Berries are large, dark crimson in color and quite productive. It is not as productive as some, but is a great improvement in this respect over Gandy, which it resembles, and of which it seems to take the place. The fruits are round and bluntly pointed. Berries are firm and of a peculiar flavor. A very popular market variety that is being largely planted now. The plants are unaffected by disease of the foliage, and when transplanted live the best of any among



EDGAR QUEEN STRAWBERRY.

✓ **BIESL.** (Imp.) Origin Illinois. This is a variety that has received unqualified praise from many strawberry experts. It has never fruited here. The plants are very free runners and cover the surface much like Warfield, which is said to be its parent. It is said to be very productive and valuable. I saw it in fruiting at the state experiment station, and it was doing nicely. The berries were regular in shape, good size, and produced in great abundance. Color, light scarlet. Doz. 25c; 100, 50c; 1000, \$3.50

✓ **BRANDYWINE.** (Per.) Origin Pennsylvania. Midseason to very late. Plants are dark color, very vigorous and free

nearly 100 kinds. It will pay to try Brandywine. Doz. 25c; 100, 50c; 1000, \$3.50.

✓ **BEEDER WOOD.** (Per.) Origin Iowa. Season very early. Plants very vigorous and soon cover the surface with new plants unless cut back. Enormously productive of light scarlet fruits, which bring good prices in most markets because of earliness. The berries are medium sized but very attractive. It is my favorite very early kind. Doz. 25c; 100, 50c; 1000, \$3.50.

✓ **BUBACH** (Imp.) Origin. Illinois. Midseason in ripening. One of the most popular varieties of the day. It is very

large and enormously productive. Plants are strong growers, but not very free runners. The foliage is healthy. Probably the Bubach is most extensively grown of any large variety. Its faults are poor color, irregular shape, softness and season of ripening. My experience is that we want either a very early variety or one that lasts late in the season. These poor points are offset somewhat by the extreme size and great productiveness. The Bubach ripens its crop all in a heap and has never, therefore, been popular with me. Doz 30c; 100, 60c; 1000, \$4.50.

EDGAR QUEEN. (Imp.) Origin Edgar County, Illinois. Season medium to very late. Plants free runners, and very healthy and productive. It is one of the most productive and valuable I have ever grown. The berries are bright glossy scarlet, very large and sell for the best prices in market. The largest berry shown by us at the World's Fair was of this variety. Doz. 25c; 100, 50c; 1000, \$3.50.

EUREKA. (imp.) Origin Ohio. Season very late. Plants very free runners and productive. Color of berries, glossy scarlet. Shape of berries, irregular. This is one of the best varieties where it succeeds. It has done best with me on a strong gravel loam. Sometimes the berries are knotty, caused by improper pollination, it being a pure pistillate with imperfect flower. I grow it largely for shipping, it being quite firm. Fruits very large. Doz. 25c; 100, 50c; 1000, \$3.50.

GLEN MARY. (per.) Origin Pennsylvania. Season medium. This comparatively new variety is receiving a large share of the attention of the fruit growers throughout the United States. It fruited here the past season. The first berries were very large and it produced a crop equal to the Haverland, which would average larger than that variety. The color is scarlet, the true strawberry color. Firmness about the same as Haverland and Barton's Eclipse. It closely resembles the latter variety in shape. The plants are very large and make a fine growth, something like the Bubach. Some men are very enthusiastic over this variety. One leading grower of New Jersey intends planting eight acres of this variety alone in the spring. Doz. 30c; 100, \$1; 1000, \$6.

HAVERLAND. (imp.) Origin Ohio. Season, early to late. One of the most productive and valuable varieties ever

introduced. Plants are good growers and not affected by disease to any extent. The berries are good size, long, tapering, lady finger shape, and lay around the plants in 'heaps and piles.' to use an expression of the originator. The color is light scarlet, glossy and very attractive. The berries are not very firm, but the bright color and attractive appearance make them very popular in market; especially desirable for home market, as the quality is good. This variety is largely grown in this locality for the New York market. Firmness is of little importance to us, as we ship by iced cars. Doz. 25c; 100, 50c, 1000, \$3.50.

ISABELLA. (per.) Origin, New Jersey. Midseason. Plants vigorous and stocky growers. Very productive of firm fruits. Color, bright scarlet, inclined to white tips. A valuable variety where firmness good size and productiveness count. Doz. 25c; 100, 50c; 1000, \$3.50.

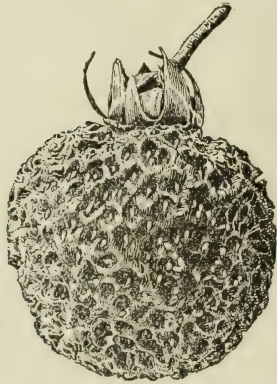
LOVETT. (per.) Origin, Kentucky. Season, medium. Plants very vigorous and quite productive. Largely grown in this section as a pollinizer of Haverland and other pistillates. Berries long in shape, dark colored and very firm. Good for shipping and canning. Doz. 25c; 100, 50c; 1000, \$3.50.

MARSHALL. (per.) This variety originated in Massachusetts. Season medium. Plants of the Jessie type, large and vigorous, but not entirely hardy. For this reason it often suffers in winter. The blossoms are very susceptible to injury from frosts and often the crop is lost. The berries are very large and productive under the highest kind of culture. There are men in this county who grow large crops of them by special treatment, but the average grower will not have success with it. Some of the finest specimens of the Strawberry I have ever seen, were of this variety. Color of fruit, dark glossy. Flavor, excellent—unexcelled. If you can cover sufficiently to prevent freezing too hard in winter and prevent destructive frosts during blossoming season, you have a good variety for high culture in the Marshall. It is a gentleman strawberry, however, and won't stand neglect. Doz. 25c; 100, 75c; 1000, \$6.

PARKER EARLE. (per.) Origin, Texas. Season very late. This is one of the most satisfactory varieties that I have ever tried. The plants are very strong, stocky growers, with heavy crowns and large, deep penetrating roots.

It is enormously productive. We once picked at the rate of over 13,000 quarts to the acre. It requires strong soil, plenty of manure and moisture. The berries are good size, long, with the end blunt as if sawed off. The hull or calyx turns back and the berry is very easily hulled; hence it is a great favorite with the housewife. It is largely grown here for late market. Dozen, 25c; 100, 75c; 1000, \$5.

**SPLENDID.** (per.) Origin, Illinois. Season second early. The most vigorous grower we have, covering the surface with a mat of plants. The leaves are dark glossy and a field of this variety presents a fine appearance, glistening in the sun. The roots are long and enable the plants to stand drouth. The berries



are good size, dark crimson, seeds embedded in the flesh, round in shape, and produced in prodigious quantities. A good variety for shipping and one of the best to plant alongside pistillates. A great favorite with strawberry growers. Dozen, 25c; 100, 50c; 1000, \$3.50.

**VAN DEMAN.** (per.) Origin, Arkansas. Season very early. This variety is as early as Michel's Early and very productive of dark, glossy berries that sell well on the local market and stands shipment to distant markets. It is the firmest of all the extra early varieties and the best to plant on strong soil. A neighbor of ours secured \$100 from one-eighth of an acre, and they were mostly all ripened and were gone before mid season and late berries came on the market. Highly recommended by the horticulturist at the New York state experiment station, and other good authorities. Dozen, 30c; 100, 60c; 1000, \$4.

**WARFIELD.** (imp.) Origin, Illinois. Season second early. Plants small, but vigorous runners and soon cover the entire surface. It should be restricted and each new plant allowed room to develop. When given plenty of room, manure and moisture, the crop will be enormous. We covered our plants last winter with rotted manure and the crop was immense. The berries are of good size, dark glossy, and sell well in any market on account of appearance. The color reaches through the berry and it is one of the best for canning. Very firm and desirable for shipping. Dozen, 25c; 100, 50c; 1000, \$3.50.

**WILLIAM BELT.** (per.) Origin, Ohio. mid-season. A vigorous grower and the plants are good size and stocky. It is inclined to rust, but this does not seem to mar its fruitfulness. It is like Beeder Wood in this respect, but the disease does not seem to prevent the fruitfulness of either. The plants are said to be unsurpassed in productiveness, by those who have given them years of trial. One leading grower of Ohio states that he selected 37 berries out of twelve quarts picked on a matted row, that filled three quart baskets, or twelve berries to the quart. The berries are conical, except the very first one, which is misshapen, especially with high culture. It is being largely planted here and in other parts. I have not fruited it yet, but have seen it in fruit and am well pleased. Dozen, 30c; 100, \$1; 1000, \$6.

### ADDITIONAL VARIETIES.

Shuckless, Cumberland, Eleanor, Anne Kennedy, Hilton Gem, Sharpless, Jessie, Michel, Barton's Eclipse, Sunnyside, Swindle, Burt, Brunette, Cyclone, Crescent, Chas. Downing, Enhance, Ocean City. Doz., 25c; 100, 60c.

### NEW VARIETIES.

The following varieties have not been in cultivation long enough to be truthfully called standards. Great improvement is being constantly made in the strawberry and it pays to test the new varieties.

**MARGARET.** (per.) Origin, Ohio. Season late. This noted variety was raised from the seed of the Crawford, by Mr. John F. Beaver, the noted strawberry expert, some eight years ago. It is claimed to be the most promising variety for fancy growers ever produced. It has been fruited by Mr. Crawford five years,



A BASKET OF MARGARET STRAWBERRIES.

and he speaks of it in the highest terms. It was introduced last spring at \$2 per dozen, \$10 per 100. We purchased 1000 plants, which shows our confidence in the variety. This season Mr. Crawford speaks of it as follows: "This variety has done even better than I had reason to expect. The plant is a large, healthy, vigorous grower, having dark, glossy

foliage. It is very productive and the fruit is of extra size and quality. It ripens all over, a dark, glossy red, and retains its color to the center. The flesh is firmer than any other large berry I know of, and its regularity of shape may be seen in the picture. The berries represented were grown in a thickly matted row and received rough treat-

ment on the way to the photographer. With high culture, I could raise bushels of Margarets just as fine as these. The season is from medium to very late, and the berries keep up in size to the last picking. The first Margarets ripened this season, June 2nd, and I am still (July 7th) finding some nice berries, while everything else is gone, with the exception of Giant." It must be remembered that the season is much earlier in Ohio than in northern New York—I should say from ten days to two weeks, at least. I saw the Margaret in fruit at Geneva, N. Y., and it was a wonder in

quality and productiveness. Mr. E. C. Davis, of Massachusetts, who won the prize for growing the largest single specimens of the "Jessie" and "Timbell" varieties, has made some valuable experiments with the Margaret. He claims it to be the largest, latest and most productive strawberry that he has ever fruited. He grew single specimens that measured  $3\frac{1}{4}$  inches in diameter and  $3\frac{1}{4}$  inches in length. It must be remembered that the Margaret reaches its highest perfection only with high culture. It requires strong soil and intelligent treatment. Dozen, 75c; 100, \$4; 1000, \$30.



RIDGWAY. (per.) Origin. Indiana. Mid season. Introduced by the originator, M. H. Rigway, last season, at \$2 per dozen. We set nearly 500 plants and have a fine stock to offer this spring. It is a nice, thrifty, clean grower of the Bubach appearance. Plants are good size, healthy, and make a good spread. The originator thus describes it: "Plant

large and stocky, possessing the ability to make a large number of strong and healthy plants. Large leaf, broad, heavy and dark green in color. Blossom perfect, a good pollenizer for pistillate varieties, as it remains in bloom for a long time; an ideal plant. Berry large to very large, the typical form nearly round; largest specimens broadly ovate,

but always smooth. Color, bright, glossy crimson, with golden seeds. Firm for so large a berry, and will stand shipping to distant markets except in a very wet time. Quality as good as the best; an almost ideal berry and one that will command fancy prices on any market. This variety was produced at the Rocky Glen fruit farm, several years ago, from seed of the Jersey Queen crossed with the Parker Earle, and has now been fruiting for five years. Each year during the time, it has produced the handsomest and largest berries on the farm, and has never shown any signs of disease, and is the finest growing variety on the farm. With the exception of being larger and heavier, the foliage is nearly identical with Jersey Queen. It shows but little of its Parker Earle parentage, except in the great quantities of fruit that it sets; but it has the advantage of the Parker Earle in being able to ripen perfectly all its fruit, and while the berries at the last of the season are not as large as at first, they are all perfect in form, color and quality. E. S. Carman, editor of the Rural New Yorker, reports as follows, in 1896: "June 4th—Beginning to ripen; berries large, rounded, oval in shape; white fleshed and of good quality; vines very thrifty and productive. June 6—A few ripe; broadly heart shaped; excellent quality; scarlet color; firm for so large a berry. June 10—Ripening in large quantities; the berries are now rather soft. This seems to be one of the most promising varieties among new strawberries." Prices of plants, 1898: Dozen, 75c; 100, \$4; 1000, \$30.

**HALL'S FAVORITE.** (per.) Origin, Maryland. Season, early to medium. This is a very pretty plant and vigorous grower on our place, but has not fruited here yet. A leading berry grower of Maryland wrote as follows: "As seen on Mr. Hall's farm, Hall's Favorite is certainly very large and fine colored. It is better in quality than Bubach, by far, and as a grower the Bubach is no comparison. Hall's Favorite equalled the Crescent in plant growth when I saw it in fruit. The fruit has not been fruited for several days, and notwithstanding it was rainy at the time, seemed to be about as firm as Bubach. The plant is entirely healthy." W. J. Green, of the Ohio experiment station, speaks of the Hall's Favorite as follows: "Plants healthy, vigorous and prolific. Berries medium to large, uniform in size, Color crimson, usually well colored, but

sometimes with green tips. Flesh light red, firm and rather acid. Season early to medium. This variety has been on trial here for four seasons and has shown itself worthy of commendation." 75c per dozen; 100, \$4; 1000, \$30.

**SEAFORD.** (imp.) Origin, Delaware. Season, early to medium. This variety is a very pretty grower on our place, showing health and vigor. The introducer speaks of it as follows: "In a Strawberry for market growing, size, productiveness and good shipping quality are all important, and these are precisely the qualities for which Seaford is most remarkable. The strong, healthy plants produce fruit clusters of great size, bearing handsome berries of a size proportionately great. The size and shape of the Seaford are well shown by the engraving, made from a photograph. The color is deep red, bright and glossy, and it is a color that goes under the skin, for Seaford is pre-eminently a solid red fleshed variety, and consequently an assuredly successful shipper. The flavor is good with very little acid. A leading commission man says that he can guarantee the sale of such berries all the time at 25 cents per quart; in fact, he could not buy other berries as fine as Seaford at any price. The plant is as large as Bubach and a much more vigorous grower, with imperfect blossom; it ripens its crop much faster than Bubach and several days earlier, thus commanding higher prices. Six long rows were recently planted in a field of Bubach, a standard and reliable sort, for testing purposes. At fruiting time the contrast was most marked. Bubach bore a good crop of large, showy fruit, but Seaford had an immense crop of enormous Strawberries. Not less than four times as many baskets were picked to the row from Seaford." Doz. \$1, 100, \$4, 1000, \$35.

**JERSEY MARKET.** (imp.) Origin New Jersey. Midseason. A good grower, but has not fruited here. The introducer says: "It originated in New Jersey and has been fully tested by us. In a general way it is an improved Chas. Downing resembling that old reliable and favorite variety in appearance, but it is larger, somewhat firmer texture and with large, abundant, clean foliage that has never been affected by rust or scald. The berries are bright crimson in color and of large but not mammoth size, being remarkably uniform in both size and color. They are above the average in firmness, of rich, delicious quality and



ripe in mid season. Plant of exceptionally strong healthy habit, and a heavy, reliable yielder under all conditions, blossoms pistillate. It is not what may be termed a fashionable, aristocratic berry, but a strictly business sort, one that everybody can depend on and not be disappointed." Doz. 75c; 100 \$4; 1000, \$35.

STAR. (per.) Season second early. Origin Ohio. A strong, healthy grower here but not fruited yet. The introducer says: "We would like to see every strawberry grower in the country test this variety, as we feel sure that they will obtain something decidedly superior to anything ever before on the market. The berry measures six to seven inches



EARLIEST. (per.) Origin Missouri. Season very early. This is the greatest runner on our place, making double the plants of any other variety. It is a great favorite at our experiment station for an extra early variety. They speak of it as follows in Bulletin No. 109: "Among varieties fruited for the first time this season, Earliest takes eighth place as to productiveness. This is a good showing when we take into account the fact that it produced a greater per cent. of its crop earlier in the season than did any other variety. Fruit medium or below in size, roundish conic, light scarlet color, firm, fair quality. Foliage good, fruit stems short, runners abundant. Deserves further testing." Mr. Paddock, the horticulturist, told me last summer that it was their best early variety. Doz. 75c; 100, \$4; 1000, \$30.

in circumference on the average, and is as nearly perfect in shape as possible; all berries large, no small or ill shaped ones during the entire season. Quality is of the best. In productiveness we have never seen the equal of the Star. It matures all its berries in a dry season, possessing the greatest drought resisting qualities of any berry we are acquainted with, having matured a full crop when all other varieties were complete failures. The plant is a vigorous and strong grower, with healthy, green foliage, deep rooted and prolific, being a staminate or perfect variety. Season of ripening is second early. For profit we know of no berry that will equal it. When grown by the side of Bubach, Haverland, Warfield, Sharpless and several of the newer varieties, the comparison was plainly visible. Its superiority in every

point was very marked, both in quality, size and productiveness. Placing some of the berries on the market, they readily brought a fancy price, the average being at wholesale, 17 cents, at a time when no other sort would bring over 6 cents." Doz. \$1; 100, \$4; 1000, \$25.

**CARRIE.** (imp.) Origin Virginia. Season early. W. J. Green, of Ohio experiment station says: "I am greatly pleased with the Carrie Strawberry, It is large, beautiful and firm, while the plants are healthy and prolific. It bears some resemblance to Haverland in habit of growth and shape of berries, but the berries are larger, of better color, more glossy and firmer. The fruit stems are long like those of the Haverland, and the berries lie out in the row. While this is objectionable, it is not so serious a fault as the opposite defect of short stems. We had a very dry season last year, and our plants did not make a strong growth, hence our crop is cut short on all varieties, and for this reason I feel more confident in expressing a good opinion of Carrie. Given a good chance, I feel sure that it would yield an enormous crop of fine berries, I am greatly deceived if my impressions of it are wrong." The late John Little, of Granton, Ontario, said: "I think well of your seedling Carrie. The plant is all that can be desired, free from rust and blight; berries large and bright; productive; medium in ripening. It is well worth being introduced. If the fruit stems were not so long and a little stronger, it would be perfection itself. Where there is such a load of fruit it is impossible for the stems to hold them up." The originator describes it thus: "A seedling of Haverland, has been thoroughly tested north, south, east and west. The Carrie is firmer, better color, and better shipper, fully as productive." It has the finest appearing plants and the longest roots of any variety we ever saw. I have great faith in it. Doz. \$1; 100, \$5; 1000, \$40.

**CLYDE.** (imp.) Origin Kansas. Season early. W. J. Green says: "Plants vigorous, healthy, prolific. Berries medium to large, quite uniform in size and regular in form, varying but little from conical, and mostly from  $1\frac{1}{4}$  to  $1\frac{1}{2}$  inches in diameter. Color varying from light to dark scarlet, depending on the degree of ripeness and exposure. Flesh light red, nearly white at center, moderately firm and of fair quality. Time of ripening, midseason. This is an uncommonly promising perfect flowered variety, be-

cause of its prolificacy. The berries are large enough to meet the demands of almost any market, and hold well up in size toward the end of the season. A deeper color and firmer flesh would be more desirable for market, and higher quality for home use, but even without these qualities in the highest perfection, it is a remarkably promising variety, and can be confidently recommended to small fruit growers generally. If grown in matted rows it will be necessary to restrict plant production, in order to allow the sun light to reach the fruit, and prevent overbearing. Doz. 30c; 100 \$1; 1000, \$4.

### NEW INTRODUCTIONS FOR 1898.

**NICK OHMER.** (per.) Originated by John F. Beaver, who is conceded to be the most successful amateur fruit grower in Ohio. Named after Mr. N. Ohmer, ex-president of the Ohio state horticultural society. Mr. Crawford says: "After watching the Nick Ohmer three years, and hearing how it has behaved where I have sent it for trial, never having received one unfavorable report on it, I am confident that it is one of the most desirable if not the very best



ever sent out. There is no other in the market or in sight that I would plant with as much confidence. If restricted to a single variety, it would be my first choice without a moment's hesitation. The plant is very large and stocky, sending out plenty of very strong runners. It is probably not surpassed in healthy

vigorous growth and great productiveness by any variety. It has a perfect blossom. The fruit is of the very largest size—a giant among strawberries. It is never misshapen. Its only departure from the regular, roundish, conical form is when under high culture it is somewhat triangular. It is dark, glossy red, firm and of excellent flavor." Dozen, \$2; 100, \$10; 1000, \$80.


**REID'S EARLY PROLIFIC.** (per.) Origin, Virginia. The introducers say: "As compared with Lady Thompson, Reid's Early Prolific is a week or 10 days earlier; ripens in bulk; deep red; large size; perfect bloomer, and a decidedly better berry. The fruit brought from five to ten cents more per quart last season, in the berry markets, than other varieties." The Norfolk Virginian says: "The Reid's Early Prolific is a giant berry, of the size, shape and color long sought for. Picking began on April 11th, the berries being in the eastern markets a week or ten days earlier than the Lady Thompson and brought 50 and 60 cents per quart. The picking lasted 25 days, ending May 4th." Dozen, \$2; 100, \$10.

**RUBY.** (per.) Season, medium to late. W. J. Green, of Ohio station, says: "Plants vigerous and prolific. Berries medium to large, conical, but often irregular, although not coxcombed. Color dark scarlet, glossy, mostly well colored, sometimes with white tips. Flesh scarlet, firm and of good quality. Season, medium to late. This variety has been on trial here for several seasons, and has uniformly behaved satisfactorily. It is particularly to be commended because of its good color and firmness. The berries retain their size to the end of the season, and hold up in quantity. For this reason it may be classed with the late sorts, although it ripens quite early. Some rust has been seen on the foliage and in some cases the fruit has not developed fully; but these defects, if such they may be called, are so slight as not to mar the value of the variety; hence it is recommended as worthy of trial." A Maryland grower says: "To say that it is a fine berry and healthy plant is putting it mild; it is a Ruby indeed. Dozen, \$1; 100, \$5.

**SAMPLE.** (imp.) Originated by J. B. Gowing, of Massachusetts, in 1892, Exhibited by him at Massachusetts horticultural society strawberry show, and took first prize for best new variety in 1896. The introducer thus describes it:

"Large size and fine quality; quite firm; continues a long time in fruit. The berries are large to the last. It will yield as many berries as the Haverland and will average as large as the Bubach. Colors all over at once; needs no petting. If there is a plant on every square inch, you will find as fine berries and as many in the center as on the outside of the rows where the sun and air can get at them. Think of a strawberry plant yielding as many berries as the Haverland and Clyde and averaging larger than the Marshall! An acre of good, strong soil set with the Sample and given good culture (not high) and kept clean of grass, etc., using one and one-half tons of good fertilizer, will grow 500 bushels of first-class fruit. It will do the same the next season with but very little labor, if the plants get possession of the ground the first season." Price, \$1 each; \$5 per dozen.

**HENRY.** (per.) Origin, New Jersey. The largest berry ever grown. High quality. Dozen, \$1.




FARMER'S STRAWBERRY SETTER, PRICE \$1

**EXCELSIOR.** (per.) Originated in Arkansas, by the originator of VanDeman and Bismark. The Excelsior is a seedling of the Wilson grown in a plot with Hoffman. It is a few days earlier than Michel's Early, larger, higher colored, firmer, and immensely more productive. Continues blooming and bearing as long as strawberries last, or until the plants begin to run. It is as strong a plant-maker as the Michel. I know this will succeed north and south and fill a long felt want.—(Description by Originator.) Dozen, \$2; 100, \$10.

**OTHER COMPARATIVELY NEW VARIETIES.**

	Doz.	100.
HUNN. (imp.).....	\$ 50	\$3 00
LEHIGH.....	50	2 00
SATISFACTION.....	50	2 00

	Doz.	100
MASTODON .....	50	2 00
SEEK-NO- FURTHER ...	50	2 00
PONDEROSA .....	50	2 00
KING'S WORTHY	50	2 00
MURRAY .....	50	2 00
PERFECTION ...	50	2 00
SALZER'S EARLIEST ...	50	2 00
CHAMP. OF ENG.	50	2 00
IDEAL .....	50	2 00
ORIOLE .....	50	2 00
EQUINOX .....	50	2 00
TENNYSON .....	50	2 00
STAPLES .....	50	2 00
CYCLONE .....	25	1 00
MANWELL .....	75	5 00
PATRICK .....	50	3 00
MELEE .....	50	3 00
MARGOON .....	75	5 00
DROUTH KING ..	75	5 00
MICHIGAN .....	50	2 00



COMPARATIVE SIZES OF VARIETIES.

1, Saunders. 2, Leader. 3, Lady Rusk. 4, Manchester. 5, Warfield. 6, VanDeman. 7, Jessie. 8, Edgar Queen. 9, Parker Earle. 10, Bubach. 11, Splendid. 12, Wilson. 13, Beverly. 14, Ignatum. 15, Windsor Chief.

## RASPBERRIES.

The raspberry delights in a well drained, rather loose soil, and will not do well on low, wet soils, without drainage. The red varieties should be set in rows six feet apart and one foot apart in the row, when you have plenty of plants, and three feet apart in the row where the plants are scarce. Thus it takes either 2500 or 7000 plants to the acre, depending on the distance apart they are set. We set them close because we have plenty of plants and thus get a continuous fruiting row quicker than we would to set farther apart. Set black caps in rows seven feet apart and have the plants from one to three feet apart in the row. Thus, it will take of these, either 2000 or 6000 plants. Prepare the land thoroughly and plow furrows one foot deep where the rows are to be, setting the plants in a furrow in a straight line, so that in cultivating you can get up close to the plants. A hill of beans, potatoes or some other vegetable may be planted between the plants in the row, and also a row of these crops planted between the rows of raspberries the first year. Give clean culture and pinch back the canes when one foot high, which causes the plant to branch and grow stocky like a tree. The second year, mulch with straw around the bushes and cultivate the middles to keep down weeds, and the ground moist. Pinch the new growing canes back when two feet high, this and succeeding years, and cut the laterals back in early spring, before fruiting. This rigid pruning makes the fruit larger. Remove dead canes after fruiting and maintain level culture. About 200 to 500 plants, made up of the several varieties, should be set for an ordinary family. These will supply fresh fruit for the table and enough to can. Add 5 cents per dozen, 50 cents per hundred, if ordered by mail.

## BLACK GAP VARIETIES.

**CUMBERLAND.** (New) Largest black raspberry known. Fruit sold for 10 cents per quart when other varieties were selling for 5 to 7 cents. Well named "the business black cap." It originated in Pennsylvania and is supposed to be a seedling of the Gregg with a dash of blackberry blood in it. In size the Cumberland is simply enormous—the berries run 7-8 and 15 16 of an inch in diameter. Here are a few reasons why the Cumberland is the best black cap known:

5. In vigor of growth the Cumberland far surpasses other blackcaps and nearly equals the purple kinds. It forms a strong, upright bush, throwing up stiff, stocky shoots, well calculated to bear up their immense loads of fruit.—From description of introducers.

Prof. Bailey writes: "The black raspberries which you sent us have not yet ceased to be the wonder of everyone who saw them, and I certainly think, if the variety is productive and behaves well in the field that it ought to be intro-



CUMBERLAND RASPBERRY COMPARED WITH WILSON BLACKBERRY.

1. (a) On account of its greatly superior size. Fresh fruit sold for 3 to 5 cents more per quart than could be secured for Gregg, and 6 to 7 cents more per quart than could be obtained for Ohio.

(b) Evaporated fruit of the Cumberland will sell for 1c per pound more than can be secured for Gregg, and 2c per pound more than Ohio would bring.

(c) Picking the Cumberland need cost only  $\frac{1}{2}$ c to 1c per quart, instead of the usual  $1\frac{1}{2}$ c to 2c.

2. Yield. The Cumberland Raspberry under equal conditions will yield 2000 more quarts to the acre than Gregg and 1000 more than Ohio.

3. The hardiness of the Cumberland is such that it yielded a good crop when Cuthbert and Gregg were both frozen to the ground.

4. Healthfulness. The Cumberland seemed entirely free from those scourges of its race—Anthraxnose and "Yellow Blight." It has been unaffected when nearby plants of the Ohio and Gregg were badly diseased.

duced." Price 50c each; \$4 per doz; \$25 per 100.

**MUNGER.** (New) Origin, Ohio. Description by introducer: "The fruit of Munger is black and resembles Gregg very much. It is a better flavored berry than Gregg, tougher in texture, and therefore a better shipper. In size it excels Gregg by almost 25 per cent. Extra fine for canning and evaporating. Its season of ripening is from 5 to 8 days later than Gregg and has a special faculty for withstanding drouth and hot sun. The past season, when most others were dry and seedy, Munger ripened up sweet and juicy and readily brought an advance of 50 cents per bushel over other kinds. The canes, too, resemble Gregg, are free from disease, upright in growth, and have never yet been affected by the cold of winter." Twenty-five cents each; dozen, \$1; 100, \$4.

**PALMER.** The standard early black cap. Fruit, fair size, black and produced in great abundance. Canes free

*Small packages going a long distance better be sent by mail.*



COLMBIAN RASPBERRY.

*Wm. H. & Co.  
Rochester, N. Y.*

from disease. Dozen, 35 cents; 100, \$1; 1000, \$8.

✓ **HILBORN.** This is the best midseason standard black raspberry. The canes are unsurpassed in vigor of growth, freedom from disease, and productiveness. The fruit is very large—the largest black cap we have ever seen; sweet and juicy; selling better than Gregg or any of the older varieties. We have watched this variety for several years with interest, and now think that it is the best well tried black cap in cultivation. Not affected with disease or blight on our place. Per dozen, 35 cents; 100, \$1.25; 1000, \$10.

✓ **KANSAS.** One of the most popular varieties now before the public. It is enormously productive of good sized berries that continue a long time in fruit. The canes are tough, hardy, sturdy growers. Per dozen, 35c; 100, \$1. 1000, \$8.00.

✓ **MILLS, GREGG, OHIO, NEMAHA,** same price.

✓ **GAULT.** Dozen, \$1.

✓ **SCHAFFER.** (Purple.) One of the most vigorous growers as well as the most productive raspberry in cultivation. The berries are dark red or purple in color, which hurts their sale for market, and the quality is rather poor, but its productiveness offsets everything else and it is one of the most popular berries grown for market. Dozen, 35c; 100, \$1.25; 1000, \$10.

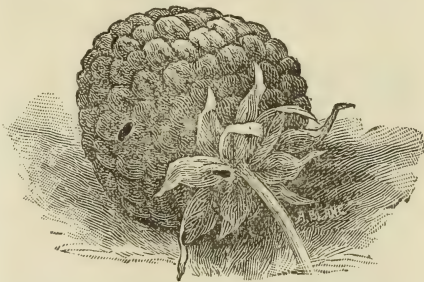
✓ **COLUMBIAN.** (Dark red.) This is the most vigorous grower of any raspberry in cultivation. The canes often reach one inch in diameter. No berry will surpass it for yield, one bushel of fruit having been gathered from a single bush in a season. The berries are very large, shaped like the Cuthbert and are better quality than the Schaffer, seeming to be a cross of that variety and Cuthbert. The best berry for canning we know. The best one berry for home use we know. The best berry for market if Cuthbert doesn't interfere. Its only faults are these: The berries cling to the stems and are harder to pick than Schaffer, but this may be an advantage because they never "rain off" in wet weather; it sometimes winterkills, but even if so, this does not prevent its producing a large crop of fruit, for new canes will spring up from the roots and bear just as much fruit the same year. In this respect it is different from any other raspberry. I have fruited it three

years and am not talking at random. Ten cents each; per dozen, 60 cents; 100, \$3.50; 1000, \$25.

✓ **CAROLINE.** (Yellow.) A raspberry of sprawling habits like the black caps, which makes new plants both from tips and suckers. Enormously productive and valuable for home use if used fresh on the table. The flavor is very delicate and the berry is soft and soon spoils. Dozen, 50c.

## RED RASPBERRIES.

✓ **LOUDON.** This variety was introduced a few years ago as the most hardy and productive red raspberry extant. We have fruited it three years and think that it sustains the claims made for it. The canes are stocky, strong and able to bear the immense load of fruit without



staking. The berries are large as Cuthbert or larger, firmer and almost as good in flavor. It stands shipment best of any red raspberry we have and we believe it as productive as Cuthbert where that variety does not winterkill. Mr. E. S. Carman, of *The Rural New Yorker*, says that Loudon is the coming market red raspberry. The demand for plants is simply enormous. Ten cents each; dozen, 60c; 100, \$3.50; 1000, \$25.

✓ **CUTHBERT.** The standard red raspberry. Its only fault is that the canes sometimes winterkill, but this may be largely remedied by more thorough tillage. Old neglected patches run wild in growth and soon run out from overbearing and winterkilling. It should be kept in narrow rows, the suckers kept down, and canes nipped back. The fruit is large, of the finest quality and sells well in market. I never have seen this variety a drug on the market. It sells for 15 cents per quart when Schaffer brings 8 to 10 cents. Dozen, 25 cents; 100, 75c; 1000, \$6.

✓ **MARLBORO.** This is the best very early red raspberry we have. It is

very similar to Loudon in berry, but the canes are not such vigorous growers. They are short and stocky and load down with the immense crop of fruit. Berries not so good in quality as Cuthbert, but firmer and a better shipper. Dozen, 35c; 100, \$1; 1000, \$8.

MILLER. Dozen, 35 cents; 100, \$1; 1000, \$8.

GOLDEN QUEEN. Dozen, 35 cents; 100, \$1; 1000, \$8.

KING. Thirty-five cents each; dozen, \$3; 100, \$20.

JAPAN WINEBERRY. Three for 10 cents; dozen, 30 cents, 100, \$1.25.

MAYBERRY. Ten cents each; \$1 per dozen.

HIRAM RASPBERRY. Originated by Mr. Bradt, of this county. Immensely productive and the largest red raspberry known. Twenty-five cents each; per dozen, \$2.

ROYAL CHURCH. Dozen, 35 cents; 100, \$1.

## BLACKBERRIES.

Require the same soil as raspberries. Set in rows eight feet apart, with plants from one to three feet apart in the row. Thus it takes from two to five thousand for an acre. Cultivate and prune like raspberries. Shave off all suckers that spring up between the rows and keep the plants in hills or narrow, continuous rows. Mulch with straw about the plants during fruiting season to keep the soil



RATHBUN BLACKBERRY.

moist. Always cultivate blackberries very shallow, so as not to injure the roots. Every broken root sends up an additional sucker to interfere with cultivation. Add 5c per dozen, 50c per hundred, if ordered by mail. Blackberries are a very paying crop when the markets are not overrun with wild ones. It will pay the farmer to have a supply in his garden; 'tis much easier than to chase the woods for wild ones.



**TAYLOR.** Large, long, late and very productive. Color, bright glossy black. Flavor, sweet and delicious. The best flavored blackberry. It is our favorite for the table, and is equally desirable for market. Those who don't believe cultivated blackberries are as sweet as wild ones, had better try Taylor. Dozen, 35c; 100, \$1.25; 1000, \$10.

**SNYDER.** The favorite market blackberry; very productive and early. The berries are round, firm and stand shipment quite well. Canes entirely hardy, never winterkilling with us, and always bearing immense crops. Dozen, 35c; 100, \$1.25; 1000, \$10.

**RATHBUN.** The plant is a strong, erect, upright grower and, unlike most varieties, produces but few suckers. It sends up a strong main stem which branches freely, and these branches curve over and bend downward towards the ground, and later in the season the tips touching the ground send roots down into it, and thus propagate themselves in the manner of the black cap raspberry. It is not a dewberry, nor is there the least evidence that there is dewberry blood in it, as no dewberries were cultivated on the place. It is purely a blackberry with the tiprooting habit. As to hardiness, it has withstood a temperature of 15 to 18 degrees below zero

at its home, when plants of Erie and Minnewaska were badly frozen. The fruit is jet black with a high polish. It has been shipped long distances, selling better than other varieties. A quart basket of Snyder berries had 164 berries, while 45 berries of the Rathbun filled the same sized basket.

Prof. L. H. Bailey writes, July 21st, 1896:—"The Rathbun blackberry, is now in full fruit and we are very much pleased with it. It is midway between a blackberry and dewberry in habit, as also in earliness. The berries are exceedingly large, glossy, jet black, and of good quality. I certainly think there is a future for it." Twenty-five cents each; dozen, \$2.50; 100, \$10.

**STONE'S HARDY.** Very similar to Snyder in shape of berry, hardiness of cane and everything except that the fruit ripens late. Enormously productive and valuable for market. Dozen, 35c; 100, \$1.25; 1000, \$10.


**LOVETT'S BEST, ERIE, KITTATINNY, AGAWAM, WESTERN TRIUMPH, WACHUSETT, THORNLESS.** Dozen, 45c; 100, \$1.50.

**MAXWELL'S EARLY, ELDORADO, MINNEWASKA.** Per dozen, 50c; 100, \$2.00.

## GOOSEBERRIES.

Gooseberries are a fruit that will pay if a market can be secured for them. Comparatively few people are used to them; a taste can be readily acquired, however. There is no fruit with us that goes better than canned gooseberries. The American varieties are smaller than the English, but are free from mildew and bear enormous crops if the worms are kept off. The English varieties may be grown by spraying with liver of sulphur or Bordeaux mixture which will prevent mildew. Watch the gooseberries and currants in early spring and spray with paris green water just as soon as the worms appear. If not attended to in the right time, it takes but a few days for the leaves to be entirely stripped. The berries then ripen prematurely and dry up in the sun.

**HOUGHTON.** A small, pale red,



smooth variety of fine quality. The plants are entirely free from disease and the most productive of any gooseberry in cultivation. This and Downing are the varieties generally grown in our gardens. Two years old, dozen, 75c; 100, \$3.50.

**DOWNING.** Very much larger than Houghton, producing nearly as much bulk of fruit. Color, pale green. The favorite American variety. Dozen, 75c; 100, \$3.50.

**SMITH.** Same price.

**PEARL.** An American sort claimed to be the most free from disease and the most prolific gooseberry grown. Twenty-five cents each; dozen, \$2.50; 100, \$15.

**RED JACKET.** Nearly as large as the English varieties, free from mildew and very productive. Color, pale red.

We are delighted with it. Twenty cents each; dozen, \$1.50; 100, \$10.

**CHAUTAUQUA.** A large variety supposed to be a cross of the American and English types. Not so subject to mildew as the English varieties. Bush stout and vigorous. Berries very large, often over an inch in diameter. Color, pale yellow; very sweet; productive. Sixty cents each; dozen, \$3.50.

**KEEPSAKE,** and **INDUSTRY.** Valuable English varieties, much grown in this country. Twenty-five cents each; dozen, \$2; 100, \$15.

Our gooseberry plants are all two years old. Some three years old.

Add 10c per dozen, if sent by mail; 60c per 100 for currants and gooseberries.

## CURRANTS.

Plant on very rich soil, made so by repeated applications of rich barn fertilizers and potash salts applied to the crops that precede currants. It takes 2904 plants to the acre, set in rows 5x3. Give clean culture and mulch with straw about the bushes during the fruiting season. Cut out old wood after it has borne several crops and replace by allowing new canes to grow from the roots. Keep the plant in upright bush form and do not allow it to become crowded. If you allow weeds and grass to grow around them, currants will be a failure in both quantity and quality of fruit. We spread a shovelful of manure and a quart of ashes about each plant, in November, and have wonderful success with currants and gooseberries.

**RED CROSS.** (New.) Originated by Jacob Moore, of Rochester, N. V., and sold to the introducers for \$1250, cash. We have eaten the fruit, and can endorse it. Prof. Maynard, of Hatch experiment station, Massachusetts, says Red Cross, as seen at Rochester, averages larger than Fay's Prolific and is more vigorous. Jacob Moore, the originator, says it is twice as large as Victoria, will yield twice as much as Cherry and is of better quality than any of the older varieties. P. C. Reynolds, the veteran horticulturist of Rochester, says that the Red Cross currant averages larger than Fay or Cherry and is sweeter than most other varieties. He says that the clusters are longer, and that the size of the berries hold out larger to the end of cluster than Fay. Fifteen cents each; dozen, \$1.50; two-year-olds, 20c each; dozen, \$2.

**POMONA.** (New.) A new currant originated in Indiana; claimed to be very large and enormously productive. As a money getter it has a wonderful record at its home. Twenty-five cents each; dozen, \$2.50; 2 years old, 25c each; dozen, \$3.50.



**NORTH STAR.** (New.) This variety is claimed by its friends to be the hardiest, the best grower, the most prolific bearer, the sweetest and best currant grown. We have fruited it two years, and think well of it. The berries are not so large as Fay, but more productive and sweeter. Ten cents each; dozen, \$1; 100, \$5.

**FAY'S PROLIFIC.** Our favorite among the well tried varieties for market. Seems to do better on light soil than others. The berries are very large and will bring the best prices in market. We have them almost as big as cherries.

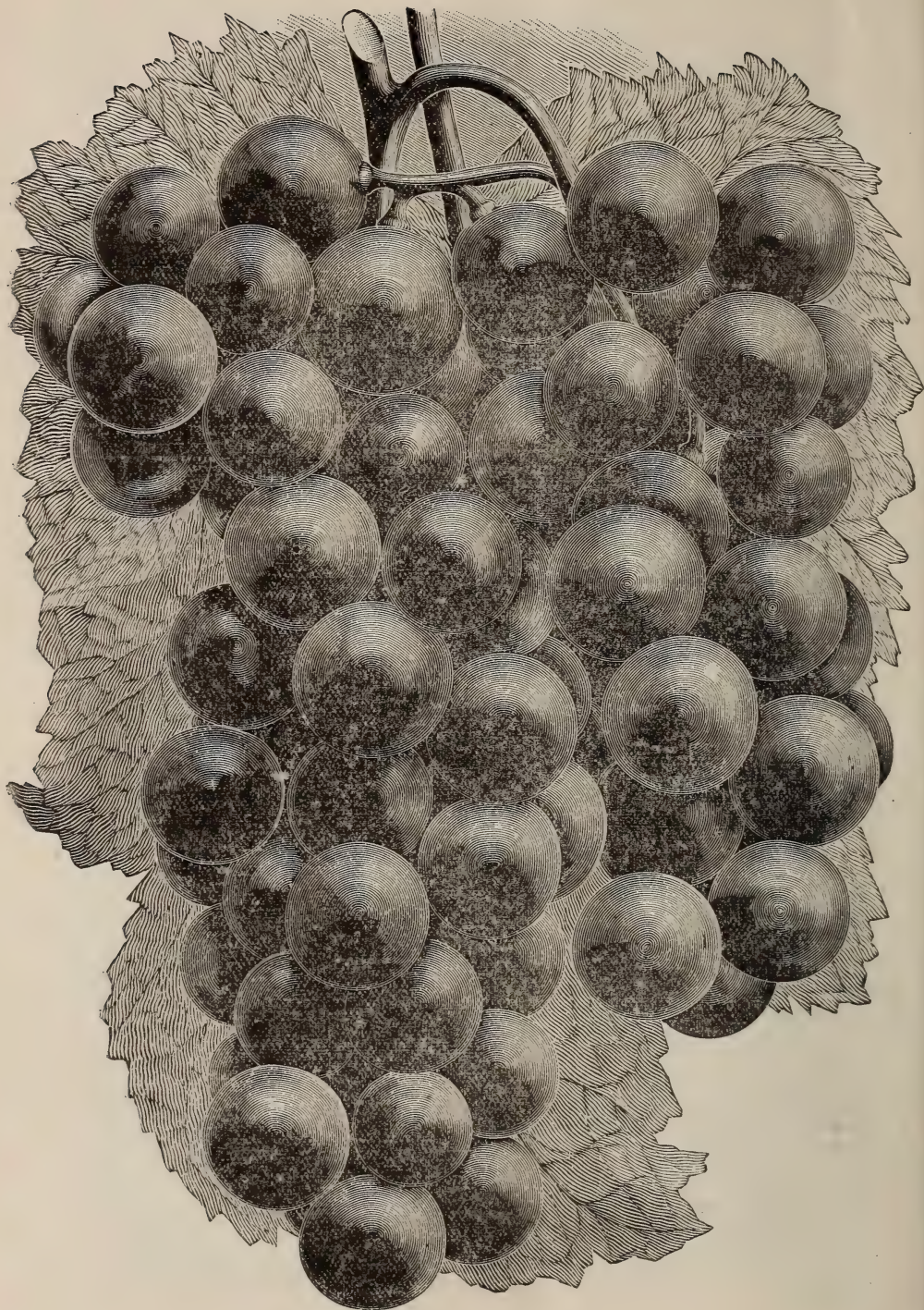
Dozen, 55c; 100, \$3; 2 years old, dozen, 70c; 100, \$4.

**WHITE GRAPE.** The largest and most productive white currant grown. Flavor, sweet and very fine for the table. Not desirable for the general markets, because people don't seem to take to white fruits. The best table currant. Price same as Fay.

**BLACK NAPLES, CHAMPION, CHERRY, LA VERSAILLES, LEE'S, PRINCE ALBERT, RED DUTCH, VICTORIA.** Same price as Fay.

## GRAPES.

Grapes do best in a sunny location on the south and east side of fences, buildings and hillsides where the sun will play over them most all day. The soil must be loose and open and well drained. Every farmer should have 25 to 100 vines for the family use. There is no fruit more health giving. They follow closely after small fruits and save many a doctor's bill. This innocent fruit has often been the victim of boards of health and sensationalists, but it has come out of the furnace unscathed. There has yet to be proved that any case of appendicitis was caused by eating grapes, nor has any body been poisoned by Bordeaux mixture when sprayed on the grape fruit. The great secret of success in growing grapes is to know how to trim them. Many a vine that is now running wild might be made fruitful by proper trimming. The novice will either trim too much or too little. They require fertilizing much the same as other fruits. Our ideas of growing grapes are as follows: Select one or two year old vines and set them in furrows one foot deep and eight feet apart. Plant the vines ten feet apart in the furrows. Put a little surface soil in the bottom, spread roots out both ways so as to run parallel with the rows and cover with fine, loose soil, filling in the furrow. Keep the soil loose and open and do not plow deep enough to injure the roots. Practice shallow cultivation. Use plenty of mineral fertilizers rich in potash. There are various methods of trimming the vine, but probably the following is the most simple and easy: Allow only one cane to grow the first year, rub off all the other buds. Build a trellis, using wire or horizontal slats. In the fall of the first year, raise the cane up to the top wire and cut off all cane above the wire. Lay the cane down and cover it with some coarse litter to protect through the winter. In the spring tie the cane to the wire so it will stand upright or perpendicular. Allow two buds to grow into canes at the top, rub off all buds below. These buds are to produce the canes which are to be tied to the upper wire in a horizontal position the next spring. They are cut back to four feet in the fall, and if the climate is severe all is taken from the wires, laid down and covered for the winter. In the spring the whole vine is put up and tied to the wire. The vine is now in the shape of the letter "T." From all along the horizontal cane tied to the upper wire, the buds produce the canes that bear the fruit. These little canes are cut back close to the horizontal canes each fall, leaving little spurs with three buds each. From these spurs grow more green canes each year which bear the fruit. By this method there need be no summer tying of the green, growing canes. By the old method, we tied the canes to the lower wire and as they grew we tied the green canes which bear the fruit to the upper wire. There need be no trouble in trimming the grape, if one understands the principle. Many people trim too little, others so severely that they remove all the bearing wood. Grapes are borne on green wood that grows the same season from wood that grew the year before. So in trimming, be sure to leave on some of the last year's growth. If you leave on too much or too little, the results are about the same—you get wood and no fruit. When your canes get old and unfruitful, fertilize more, encourage new canes to grow from the roots to replace the old ones which should be removed.



CAMPBELL'S EARLY GRAPE.

Grapes still pay in most sections to grow for local market and they always pay for home use. Grape vines will be mailed free at single rates. Add 10c per dozen, 50c per 100 for postage.

**PRIGES OF GRAPES.**

N. B.—The captials denote the season of ripening; the small letters the color of the fruit.

	ONE YEAR OLD			TWO YEARS OLD		
	EACH	DOZ	100	EACH	DOZ	100
Agawam (M., r.)	\$ 10	\$1 00	\$2 50	\$ 15	\$1 25	\$3 50
Brighton (M., r.)	10	1 00	2 50	15	1 25	3 50
Campbell's Eally (E., b.)	1 25			1 50		
Catawba (L., r.)	10	80	2 00	12	1 00	3 00
Champion (E., b.)	10	80	2 00	12	1 00	3 00
Columbian (M., b.)	25	2 50		35	3 50	
Clinton (L., b.)	10	1 00	2 50	15	1 25	3 50
Concord, (E., b.)	10	75	2 00	12	1 00	3 00
Cottage (E., b.)	12	1 25	3 00	15	1 50	4 00
Delaware (M., r.)	12	1 00	2 50	15	1 25	3 50
Dutchesse (M., w.)	15	1 35	3 50	20	1 60	5 00
Early Ohio (E., b.)	25	2 50	13 00	35	3 50	22 00
Early Victor (E., b.)	10	1 00	3 50	12	1 25	5 50
Eaton (E., b.)	20	1 75	4 50	25	2 25	6 00
Elvira (L., w.)	10	75	2 00	12	1 00	3 00
Empire State (E., b.)	10	1 00	3 00	15	1 25	4 00
Etta	15	1 50	4 00	20	2 00	5 00
Esther	50	3 50	25 00	60	5 00	35 00
Green Mountain (E., w.)	25	2 50	18 00	35	3 50	30 00
Goethe	15	1 25	5 50	20	1 50	7 50
Geartner	15	1 25	5 50	10	1 50	7 50
Geneva	15	1 50	7 00	20	1 75	9 00
Herbert	12	1 25	4 50	15	1 50	5 00
Hayes	15	1 50	6 00	20	2 00	8 00
Hartford (E., b.)	10	1 00	2 50	12	1 25	3 50
Iona	12	1 25	4 00	15	1 50	5 50
Ives	10	1 00	2 25	12	1 25	3 00
Isabella (E., r.)	10	1 00	2 75	12	1 25	3 50
Jefferson (L., r.)	15	1 50	6 00	20	2 00	9 00
Lady (E., w.)	12	1 25	4 00	15	2 00	5 50
Lady Washington (L., w.)	15	1 50	7 00	20	2 00	10 00
Lindley (M., r.)	10	1 00	2 25	12	1 25	3 00
Martha (M., w.)	10	1 00	3 00	12	1 25	4 00
Merrimack	10	1 00	3 50	15	1 25	5 00
Moore's Diamond (M., w.)	10	1 00	3 25	15	1 25	4 50
Moore's Early (E., b.)	10	1 00	2 50	12	1 25	3 00
Moyer (E., r.)	10	1 00	3 00	12	1 25	4 50
Niagara (M., w.)	10	1 00	2 25	12	1 25	3 00
Nectar (E., b.)	20	1 75	6 00	25	2 50	8 00
Pocklington (M., w.)	10	1 00	2 50	12	1 25	3 00
Salem (M., r.)	10	1 00	2 50	12	1 25	3 50
Ulster (M., w.)	15	1 50	6 00	20	2 00	8 00
Vergennes (L., r.)	10	1 25	3 00	12	1 50	4 00
Wilder (M., b.)	10	1 25	3 50	15	1 50	4 50
Woodruff (E., r.)	20	2 00	12 00	30	2 50	18 00
Worden (E., b.)	10	75	3 00	12	1 00	4 50
Wyoming (E., r.)	10	1 00	2 20	12	1 25	3 00

**ASPARAGUS.**

CULTURE.—Any well drained soil will do for asparagus. Mark the rows four to five feet apart and plant the roots in trenches made deep with the plow, about one foot apart. Thus it takes about as many plants to the acre as of

strawberries. Cover the plants with loose soil and gradually fill in the trench as the plants grow. Allow the canes to grow without cutting until the third year. Then in the spring as soon as eight to ten inches high, cut or break off the tender portion above the ground. Cuttings may be made each year as late in the season as strawberry time. Give clean culture and mow off the canes in winter and burn. Salt the soil about the plants once in a year to keep down the weeds. This vegetable is not only very palatable when cooked as green peas, but is very valuable as a medicine for the kidneys. Conover's Colossal, Palmetto and Barr's Mammoth; doz. 25c; 100, \$1. 1000; \$5, for two year old roots. Columbian. White and Donald's Elmira doz. 35c; 100, \$1.25, 1000, \$6. Add 5c per doz, 30c per 100 if by mail.

RHUBARB. Ten cents each; \$5 per hundred.

HORSERADISH CUTTINGS. Dozen, 25c; hundred, \$1.50.

SAGE. Holt's mammoth. Dozen, 30c; hundred, \$2.

## NOVELTIES.

The following fruits are grown partly for amusement, partly for ornament and partly for profit.

**JAPANESE WINEBERRY.** This pretty bush of the raspberry family was imported from Japan several years ago. Its fruit is the size of black caps, and the color is deep, glossy red. It is very productive where hardy and in some locations it is grown quite extensively for market. It is not hardy here in northern New York, and must be covered in winter if a crop is secured. The canes are hairy and the bush is very ornamental. Produces new plants from the tips like black caps. Ten cents each; dozen, 50c; hundred, \$1.25; thousand, \$10.00.

**STRAWBERRY-RASPBERRY.** This is another fruit imported from Japan, supposed to be a cross of the strawberry and raspberry. It is a short, stocky growing plant, like a strawberry, which sends up annual stalks that produce fruit and then die down in the winter. The plants increase from root cuttings and suckers, like red raspberries. It fruited here this year. Seems to be a pretty novelty, but not adapted for the commercial grower. Berries red, and about the size of large raspberries. Flavor reminds us of both its parents. Ten cents each; dozen, \$1; hundred, \$5.

**JAPANESE MAYBERRY.** Claimed to be a true cross of the Mayberry of Japan and the Cuthbert raspberry. A stocky grower, but not hardy here. Said to ripen before strawberries, and produces berries the size of red raspberries. Three years old, 25c each; dozen, \$2.

**LOGAN BERRY.** (Blackberry-Raspberry.) Said to be a cross of the wild California blackberry and the Antwerp

raspberry. Berries red and the shape of blackberries. The canes are covered with small spines like the raspberry. Flavor similar to both raspberries and blackberries. Ripens before blackberries. Grows like the dewberry and increases from the tips. Twenty-five cents each; dozen, \$2.50.

**ELEAGNUS LONGIPES.** Wm. Falconer, the editor of "Gardening," and superintendent of the late Charles A. Dana's "Dosoris Gardens," says: "The shrub *Eleagnus Longipes* is one of my special favorites. I have grown it for years and the longer I know it the better I like it. It is a native of Japan and belongs to the olive family of plants, and is entirely hardy. As a garden shrub it grows to the height of five feet or more, is bushy, broad and thrifty; plants begin to fruit when two or three years old. The leaves are oval, oblong, green above, silvery beneath, and last in good condition all summer long and are never disfigured by insect vermin. The flowers are small, silvery yellow and borne in great abundance, and are in full bloom about the 6th to 10th of May. The fruit is oval, five eighths of an inch long, very fleshy and juicy, bright red and drooping, on slender pedicels on the under side of the twigs and borne in immense profusion. It is ripe about July 4th to 10th. We use the fruit for sauce as one would cranberries, and a delicious sauce it makes, especially for children. Indeed I like it so well that I have planted it in our fruit garden as a standard crop, as one would currants."

Price, 2 years old, 20c; 3 years old, 25c; 4 years old, 30c, postage paid.

**DWARF JUNE BERRY.** Not fruited with us, but said to resemble the swamp huckleberry and is a good substitute for that fruit, being of easy culture. The habit is similar to the currant, the bushes attaining the same size, and are literally loaded with fruit in June. The blossoms are large and composed of fine white petals, which with its bright, glossy, dark green foliage renders it one of the handsomest ornamental shrubs. Fifteen cts. each; dozen, \$1.

**BUFFALO BERRY.** There is a man now living in this town who used to be with General John C. Fremont, the noted "Pathfinder," when that distinguished gentleman traveled the mountains of the western part of the United States. He tells us that he has eaten Buffalo berries and dwarf Rocky mountain cherries all through those mountains. Upon learning that we had a stock of plants of these fruits, he came to see them, and from him we learn that they are considered valuable in the west. We were induced to get a stock of the buffalo berry by a friend going to Dakota and Wyoming on a government surveying expedition. He sent us some branches, thinking we could graft them on the thornapple, with a note saying that the shrub grows all over the western mountains and is valuable for fruit. We procured a stock of plants from a Wyoming

nurseryman and are able to say that the plants are good growers and entirely hardy. The leaves are silvery white in color and present a very fine appearance. It is said to grow to the height of ten to fifteen feet. The berries are said to resemble currants and to be borne in great profusion, hanging on the bush all winter. The flavor is very acid until softened by frosts, when it is very palatable and good for culinary purposes, like currants. Our plants are very well rooted, being now three years old.

Twenty-five cents each; \$2.50 dozen.

**DWARF ROCKY MOUNTAIN CHERRY.** The plants of this cherry resemble dwarf willows in cane, and the leaves are also much like willow leaves. It is entirely hardy. The growth is dwarfish and they may be set together like currants. The fruit is black and as large as ordinary red or black cherries.

It is borne in great profusion all along the canes, in among the leaves. While the flavor is no better than other black cherries, I consider it valuable for pies and sauce, and for this reason the dwarf rocky mountain cherry will be given a place among other desirable novelties. It was a sight to see the load of fruit on our plants the past season.

Twenty-five cents each; per dozen, \$2.50.

## ROSES.

The rose blossoms when strawberries ripen, and I suppose that is one reason why it is my favorite flower. We have lots of them all through the summer, and everybody enjoys them. They may easily be grown outdoors if the following varieties are planted. Set the plants in moist, rich soil and prune quite severely every spring. Cover with boards and straw on the approach of cold weather and there need be no failure. Our plants are two years old unless otherwise noted.

**YELLOW RAMBLER.** (See illustration.) This is a new rose of the climbing sort, now introduced for the first time. The growth is very vigorous, often making, in well established plants, ten feet in one season. It is quite hardy, enduring zero weather without protection. It is of the same habit as Crimson Rambler, the flowers being borne in immense clusters. The color is decidedly yellow. The blossoms are of moderate size and are very sweetly scented; it lasts three to four weeks without fading. Plants from  $2\frac{1}{2}$ -inch pots, 25c each, one year old, 50c.

**CRIMSON RAMBLER.** This is a very vigorous grower, often making ten feet in one season. It is enormously prolific

of blooms, 430 buds and blossoms being counted on one shoot. It is entirely hardy and should be in every dooryard, climbing over the porch.

30 cents each.

**AMERICAN BEAUTY.** Enormous buds and full flowers. Color, a deep, glowing carmine.

**COQUETTE DES ALPES.** Large, white, always double, sometimes faintly tinged with pink; a free bloomer.

**EARL OF DUFFERIN.** The finest dark red rose; rich, brilliant, velvety, crimson, shaded dark maroon, beautifully formed and highly scented.



**GENERAL JACQUEMINOT.** Best known and most admired of all crimson roses.

**GENERAL WASHINGTON.** Brilliant crimson flowers of full, broad form; blooms constantly.

**MADAME PLANTIER.** The cemetery rose. Flowers medium size, full, sweet, and produced in great numbers. The purest white known in roses. Entirely hardy and blooms very early.

**MAGNA CHARTA.** Color, a clear, rosy red, beautifully flushed with violet crimson. Flowers extra large and very double. Very fragrant and a profuse bloomer.

**MRS. JOHN LAING.** Splendid size and full. Color clear, deep pink; fragrance delightful; blooms first season.

**PAUL NEYRON.** The very largest of all roses. Color very bright, clear rose, deepening to crimson; fragrant and a free bloomer.

**PRINCE CAMILLE DEROHAN.** The darkest and richest of the red-black roses.

**VICK'S CAPRICE.** A striped rose of glossy pink, dashed and flamed with white and carmine.

**BALTIMORE BELLE.** One of the finest climbing roses. Color white; medium in size and a free bloomer.

**QUEEN OF THE PRAIRIE.** A very valuable climbing rose. Pale pink in color and a profuse bearer.

The prices of the above hardy, perpetual roses is 30c each; \$3 per dozen. The dozen may be all different kinds if desired. Postage paid.

---

## Spray Pumps and Spraying.

Nearly every one is now familiar with the practice of spraying plants with various insecticides and fungicides for the prevention of injury by insects and fungous diseases. It has been estimated by competent authorities that over \$300,000,000 worth of crops are annually destroyed by insects and fungi in the United States. But by proper spraying a large part of this immense loss can be prevented.

The spraying should be done by means of a spray pump, many styles of which are on the market. To do satisfactory work in spraying, one must have a first class outfit. The pump must have its working parts made of brass, as the fungicides soon corrode iron or tin. The nozzle must be of good quality, it must throw a fine, mist like spray, and if it will also throw a solid stream, so much the better for its general utility. The kind of spraying outfit which should be selected will depend entirely upon the kind and amount of work to be done. For washing buggies and windows, watering flowers, spraying a few fruit and shade trees, and for general use about a home, a small pump to fit into an ordinary bucket is very convenient. Such a pump is shown in Fig. 1 the price being only \$3.50. For general garden and vineyard work, the knapsack pattern is perhaps the best, while for spraying orchards a larger pump placed on an oil or whiskey barrel should be purchased.



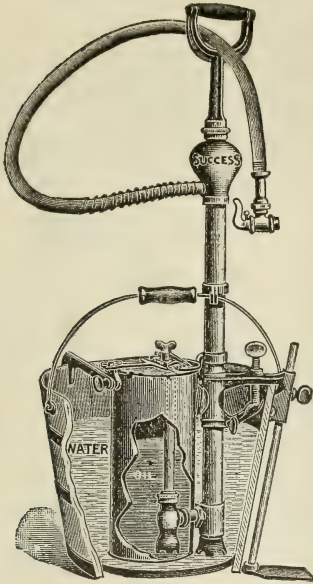


FIG. 1.

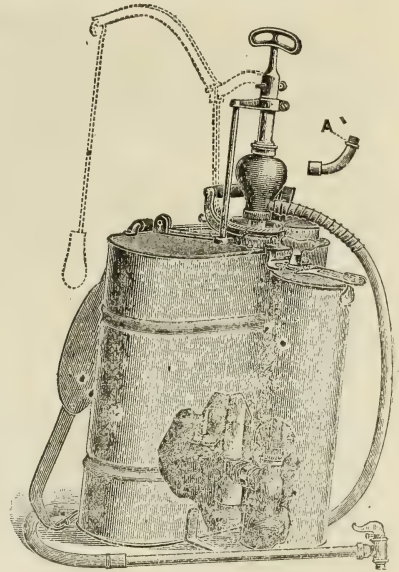


FIG. 2.

The best insecticide for killing plant lice, scale insects and chicken mites is kerosene emulsion, made by mixing kerosene with hot soap suds, thoroughly churned together, and then diluting with water. It has been very difficult however, to make a satisfactory emulsion, and this fact has prevented its general use. But there has now been perfected three styles of spray pumps, which make the emulsion in the act of pumping. One of these pumps is shown in Fig. 2. The kerosene and water are placed in separate vessels, both of which connect with the cylinder, so that during the pumping both kerosene and water are forced through the pump and out the nozzle. During the pumping the oil and water become so thoroughly mixed together that the mixture is equivalent to an emulsion. The proportion of oil is controlled by a valve which connects with an indicator on top of the oil reservoir shown in Fig. 3. By simply turning the indicator to the desired per cent. mark any proportion of oil may be obtained. For most purposes fifteen per cent. of oil should be used. This strength will kill the insects and not damage the foliage in any way. The perfecting of these kerosene sprayers greatly facilitates the killing of insect pests. We publish a full catalogue of spray pumps and nozzles which we will send to any of our customers upon request. As this catalogue contains much useful information, it should be in the hands of every one interested in fruits and vegetables.




Fig. 3

We publish a full catalogue of spray pumps and nozzles which we will send to any of our customers upon request. As this catalogue contains much useful information, it should be in the hands of every one interested in fruits and vegetables.

L. J. FARMER,  
Pulaski, N. Y.

## Testimonials.

### ARKANSAS.

WINSLOW, Ark, July 12, 1897.

You are to be congratulated on your catalogue, not for the beautiful pictures, but for common sense information. Please mail me "Farmer on the strawberry." Enclosed stamps 25c. for same. G. W. M.

### KANSAS

GRENADA, May 31, 1897.

Order No. 4408 was received in good condition and I see no reason why they should not grow well. There was big extra count on everything, and 30 Hilborn extra. Trusting that we may trade in the future, I am truly yours, L. C. C.

OVERBROOK, May 1, 1897.

My order, No. 4020, arrived in good condition and plants are very fine. J. H.

### IOWA.

SPENCER, Sept. 1, 1897.

Plants received all O. K. W. H. H. C.

SPENCER, April 12, 1897.

Plants received on the 3rd—order No. 4048—all in fine condition and are doing well, excepting the Glen Mary. Are the asparagus plants you sent two years old? I never saw finer plants than the ones you sent me, I mean the strawberry plants. One of my neighbors who gets potted plants of Henderson came over when I was setting them out. He said they were better plants than his. W. H. H. C.

### PENNSYLVANIA.

Montrrose, Sept. 9, 1897

Last spring I got one thousand Hilborn plants of you, which I have cultivated. They have grown fine and look well. Which will pay best, strawberries or black caps? I have one acre I want to set in the spring. Will take your advice if you will tell me. G. B. S.

SCRANTON, May 4, 1897.

Your plants came to hand to-day. I am well pleased with same, as they are good, strong plants. I shall want more plants in the fall and you may feel sure I won't forget you. J. B. B.

SCOTSDALE, May 13, 1897.

Got the strawberry plants. Nice as I ever got. C. H. C. C.

RUBLE, May 2, 1897.

Currants that I bought of you were delivered in good shape. They all grew and are now bearing. I am very much pleased with them. They are all true to name. J. M. S.

### CANADA.

ONZAREO, May 15, 1897.

I received your plants three weeks ago in good order and they are all growing. J. S. W.

MIAMI, Manitoba, March 30, 1897.

Please send me one packet of your Early Leader Tomato seed, for which enclosed find 25c. I found them fully three weeks earlier than any I have yet used. They are well suited to this climate. Mrs. H. D.

NEW BRUNSWICK, May 15, 1897.

Strawberry plants came to hand in good order and we are well pleased with them. Mrs. W. J. M.

### TENNESSEE

WOODBURY, July 5, 1897.

I was very much pleased with the quality of the plants you sent me. They are the finest looking plants that I ever received from any source. W. L. S.

### UTAH

MORONI, May 25, 1897.

The strawberry plants I ordered from you arrived here on the 23d. Of the 50 Belle, 19 were dead. The 50 Parker Earle were all right. N. L. E.

NEW JERSEY. MT. HOLLY, May 11, 1897.

The plants came to hand yesterday in good condition. A great deal better plants than I got from some other parties. J. L. Jr.

METUCHEN, June 5, 1897.

I received the plants O. K. in good condition. Am very much pleased with the Hilborn plants. I don't think I have lost a dozen, and some have berries on them now. W. H. F.

CLIFFWOOD, April 26, 1897.

The plants came to hand O. K. Thursday. H. Van C.

LYONS FALLS, May 11, 1897.

The Gandy Belles ordered from you came in good shape in fact they were the best strawberry plants received from any nurseryman this spring, and I sent orders for plants to no less than four different firms. In a word, those plants looked ready for business. If you continue to send out such stock, you need not worry about your future success. A. L. B.

DENNEVILLE, May 10, 1897.

The strawberry plants and grape vines arrived in good condition. Am well pleased with them. H. T. G.

### LOUISIANA.

HILL SPRINGS, May 27, 1897.

The plants, No. 4349, were received in good order. Mrs. DeWitt S.

HAMMOND, May 14, 1897.

Plants arrived in good shape. R. J. M.

### CALIFORNIA.

SAN FRANCISCO, Nov. 17, 1897.

The Columbian raspberries you sent me have made a growth of about 10 feet, with plenty of laterals. The Gregg has made as fine a growth as I ever saw on a black cap. F. D. M.

SAN FRANCISCO, May 3, 1897.

The plants were in fine condition, and although in the ground but two days are putting forth leaves. F. D. M.

### NOVA SCOTIA.

TRURO, May 22, 1897.

Received plants to-day, all in the best of order. They look fine. J. C. B. & Son.

### NEBRASKA.

BASSETT, April 19, 1897.

Plants received and set out. They were all splendid plants, except the Edgar Queen. A. B.

### WASHINGTON.

SOUTH PARK, May 29, 1897.

The plants came in splendid shape, except the grape vine. A. M. L.

### OHIO.

SOUTH WARSAW, April 19, 1897.

I received the plants in good condition and many thanks for the same. V. H. B.

### IDAHO.

WALLACE, May 14, 1897.

Of the Parker Earle, two are not living, but there were three extra plants sent, so will not ask you to replace those. C. W. B.

### MISSOURI.

WELLESVILLE, May 13, 1897.

Your plants arrived all right and all grew except the two Juneberries. L. L. K.

### MAINE.

TURNER CENTER, June 12, 1897.

Enclosed please find \$1.63 for the strawberry plants. They were very nice and every one is now growing like grass. I am much obliged to you for sending the plants right away. N. A. E.

### MICHIGAN.

MATTESON, March 24, 1897.

I received your catalogue for 1897. I think it a very nice, instructive and reliably valuable book, and prize it highly. J. M. C.

### MISSISSIPPI.

BROOKSVILLE, Nov. 20, 1897.

Plants received by to-day's mail. Thanks. Mrs. M. E. B.

# “Planet Jr.” Garden Tools.


Space will not permit illustrating and describing all of the “Planet Jr.” tools, but we will gladly send a fully illustrated catalogue to any who desire it; and we can supply promptly anything ordered. “Planet Jr.” goods are standard machines, the best on the market. In sending your order to us you can rely on getting bottom prices.

## The “Planet Jr.” Double Wheel Hoe.

Thousands of farmers and gardeners who own this tool save its cost one or more times every year, for in an onion field and among many other crops, one can do more and better work with it than six men with ordinary hoes. It is invaluable for all market garden crops. The wheels are only ten inches high, as a high wheel is wrong for a wheel hoe, since the wheels are simply depth regulators, not load carriers.

The “Planet Jr.” double wheel hoe will straddle plants eighteen inches high and finish rows from six to eighteen inches apart, at one passage.

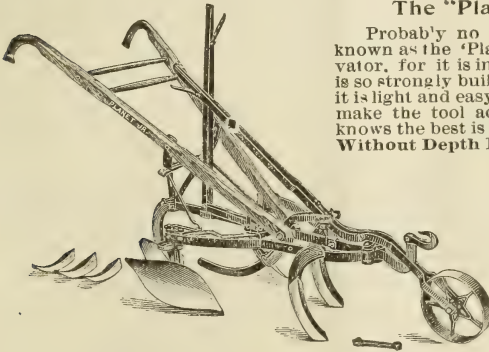
Price, \$6.  
To accommodate those who have little work but hoeing, we offer the machine, with hoes only, under the name of “Planet Jr.” Plain Double Wheel Hoe, at



\$3.50. The other parts can be added at any time, and will be found to fit.

## The “Planet Jr.” No. 8 Horse Hoe.

Probably no other cultivating machine is so widely known as the “Planet Jr.” combined horse hoe and cultivator, for it is in use throughout the civilized world. It is so strongly built as to withstand incredible strain, yet it is light and easy to handle. Every part is perfected to make the tool acceptable to the intelligent farmer, who knows the best is always the cheapest. Price, \$8.00. Without Depth Regulator, \$7.50.



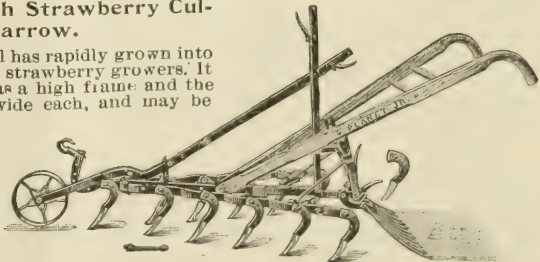
## THE “PLANET JR.” NO. 5 HORSE HOE.

This tool is similar to the number eight horse hoe, but it has a plain wheel instead of one operated by a convenient lever.

Price, \$6.75.

## The “Planet Jr.” 12-Tooth Strawberry Cultivator and Harrow.

This comparatively new tool has rapidly grown into favor with market gardeners and strawberry growers. It is carefully made and finished, has a high frame and the chisel-shape teeth cut an inch wide each, and may be worn down three inches before that width is lessened or the teeth worn out; even then they are cheaply replaced. It may be set with teeth trailing by simply changing one bolt in each tooth. The foot lever pulverizer is a capital addition for preparing ground for the seed drill or for plant setting. Hand levers



regulate both width and depth while in motion: it contracts to 12 inches, and may be further reduced in width by taking off the outside teeth; it expands to 32 inches. It cultivates deep without throwing earth upon the plants, and the smooth, round throated teeth turn strawberry runners without injuring them. Price, plain, \$5.40; with wheel, \$6.65; complete, \$8.

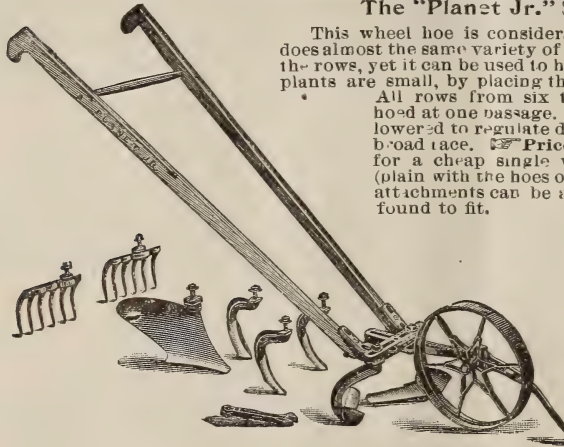
**The "Planet Jr." No. 4 Combined Hill Dropping Seeder and Single Wheel Hoe, Cultivator, Rake and Plow.**



We all know that a garden seed sower that does not drop in hills is fast becoming a thing of the past, for there are few now who do not wish to plant beans, beets, spinach, salsify, carrots, turnips and parsnips in hills. All crops that are to be grown from seed and then thinned to a regular stand, should be planted in hills and at just the distance apart the plants are desired; for in drilling, unless the seed is sown unnecessarily thick, there will not always be a plant at the proper spot and the crop is therefore irregular. This means that now-a-days a seed sower should drop in hills and at almost every distance apart. The new No. 4 "Planet Jr." drops at 6, 9, 12, 18 and 36 inches apart, and also beautifully in a continuous row. It drops without injury, can be changed

from hill to drill or from one distance to another very quickly. The drill is quickly detached and the tool frame substituted. It then becomes the most admirable single wheel hoe of the "Planet Jr." family. Price, Complete, \$10. As Drill Only, \$7. As Wheel Hoe Only, \$6.

**The "Planet Jr." Single Wheel Hoe.**



This wheel hoe is considerably lighter than the double, but does almost the same variety of work, being used mostly between the rows, yet it can be used to hoe both sides at once, while the plants are small, by placing the wheel at one side of the frame. All rows from six to eighteen inches apart can be hoed at one passage. The frame is quickly raised or lowered to regulate depth, and the wheel has an extra broad face. Price, \$4.50. To supply a demand for a cheap single wheel hoe, we offer this machine (plain with the hoes only) at \$2.75, and the other attachments can be added at any time and will be found to fit.

**THE "FIRE-FLY" SINGLE WHEEL HOE, CULTIVATOR AND PLOW.**

This popular tool is exactly the same as the "Planet Jr." single wheel hoe, excepting that it does not have the rakes or leaf lifter. The whole tool is light and strong and capable of standing hard usage for years. Price, \$3.75.

**"FARMER ON THE STRAWBERRY."**

A complete practical treatise, especially adapted for beginners; price 25c each, or free with orders of \$1.00 or more.

**A FREE SUBSCRIPTION TO AGRICULTURAL PAPERS.**

Orders of \$1.00 are entitled to the Farm Journal or "Farmer on the Strawberry" free. Orders of \$10 and up are entitled to the Rural New Yorker, New York farmer, American Agriculturist, or any \$1.00 paper free.

**WRIGHT'S EARLY LEADER TOMATO.**

The earliest tomato in the world. Productive and valuable for first early market. Endorsed by T. Grenier and other good authorities. Price 10c per packet. One packet free with orders of \$1.00 and up.

**NOTE.**—Only one premium should be selected if the order is for \$1.00's worth. Be sure and state the premium you want.



## Best and Newest Rural Books.

These books combine the results of the very latest and best science with the best skill of practical farm work and management. Each one is written by a specialist who has attained reputation for long-continued and conscientious work. Every volume is readable, simple, clear-cut, practical, up to date, and thoroughly scientific and reliable. All are prepared either by Professor Bailey, of the Cornell University, or under his editorial supervision. They are in two series, as follows:

### I. THE RURAL SCIENCE SERIES.

**THE SOIL:** Its nature, relations and fundamental principles of management. By F. H. King, Professor of Agricultural Physics in the university of Wisconsin, 303 pages, 45 illustrations. **\$1.75 cts.**

**THE FERTILITY OF THE LAND:** A summary sketch of the relationship of farm practice to the maintaining and increasing of the productivity of the soil. By I. P. Roberts, director of the College of Agriculture, Cornell University. Fully illustrated. **\$1.25.**

**THE SPRAYING OF PLANTS:** A succinct account of the history, principles and practice of the application of liquids and powders to plants for the purpose of destroying insects and fungi. By E. G. Lodeman, late instructor in Horticulture at the Cornell University, 300 pages, 92 illustrations. **\$1.00.**

**MILK AND ITS PRODUCTS:** A treatise upon the nature and qualities of dairy milk, and the manufacture of butter and cheese. By Henry H. Wing, Assistant Professor of Dairy Husbandry in the Cornell University, 280 pages, 33 illustrations. **\$1.00.**

**THE PRINCIPLES OF FRUIT GROWING.** By L. H. Bailey. The contents are as follows: Introductory discussion, comprising an inventory and classification of fruits, the outlook for fruit-growing; the location and its climate, with a full discussion of frosts; the tilling of fruit lands; the fertilizing of fruit lands; the planting of orchards; secondary care of orchards; diseases, insects and spraying; picking and packing and storing fruits, shipping, etc.; why are orchards barren?; Phytopathology and Nomenclature. **\$1.25.**

### II. THE GARDEN-CRAFT SERIES.

**THE HORTICULTURIST'S RULE BOOK:** A compendium of useful information for fruit growers, truck gardeners, florists and others. Fourth edition, 312 pages. **\$1.75 c.**

**GARDEN MAKING.** Suggestions for the utilizing of home grounds. A complete manual for the garden; by Prof. Bailey. A book that should be in the hands of everyone who buys a single packet of seeds or attempts to grow a single plant. **\$1.00.**

**PLANT BREEDING;** Being five lectures upon the Amelioration of Domestic Plants, 293 pages, 20 illustrations. **\$1.00.**

**THE NURSERY BOOK:** A complete guide to the multiplication of plants. Third edition, thoroughly revised and extended, 365 pages, 152 illustrations. **\$1.00.**

**THE FORCING BOOK:** A manual of the cultivation of vegetables in glass houses. 266 pages, 83 illustrations. **\$1.00.**

**THE SURVIVAL OF THE UNLIKE:** A collection of evolution essays suggested by the study of domestic plants. Second edition. **\$2.00.**

## Oswego Co. Fruit Growers Ass'n.

A meeting of this association was held at Oswego, December 17th. The strawberry is the most important special crop

grown in Oswego county and meetings of the association are always interesting. The last meeting was especially interesting. Nearly 300 growers were present. The following addresses were given and discussions followed,—“History of the Oswego County Strawberry Business,” “Reminiscences of the Strawberry Business,” “Yield vs Acres,” “How to Manage Fifty Acres of Strawberries,” “How to Grow Large Crops of Atlantics,” “How to Grow Fancy Marshalls,” “The Origin of the Garden Strawberry,” “Report of the Annual Strawberry Show,” “Some Experiments with Fertilizers,” “History of the Strawberry Crate.”

The following interesting points were brought out: It cost Dr. Johnson only \$24 per acre to get his fifty acres up to the first winter. L. B. Babcock was the first man to plate berries and it has always paid him. He got \$750 from an acre in war time. Wm. Adams and Henry Barton were the first men to offer strawberries on the market. In 1859 Mr. Barton, his father and the hired man came to Oswego with a load of vegetables and ten quarts of strawberries. At 9 A. M. the vegetables were sold but there were still six quarts of berries unsold and it took the three till sundown to dispose of the balance, they having to canvass the entire West Side of Oswego in order to do it. Wm. Adams was even less successful and failing in disposing of the few quarts by the quart, he peddled them out to the clerks in the stores by the piece. Russell Quonce gets nearly 200 crates of Atlantics per acre and the price averages about \$5.00 per crate. Two years ago, they sold for as high as \$9.00 per crate (36 qts). Frank Tice gets large crops of Marshalls by careful culture and scientific manuring. He is able to dispose of quite a many quarts by putting up in fancy boxes six quarts to the box. These he sells for \$1.50 per box. His Marshalls sell on the general market some 5 to 10 cents above common stock and he is able to secure as high as 10000 qts. to the acre sometimes. Jerry Heagerty said the first crates used in the county were heavy like tool chests with handles projecting at the ends so two men could take hold. They were made extra heavy of 1½ inch stuff.

He called them “Youthful Mountains.” As express messenger he was in the habit of dumping the empties into the river to get rid of them, and he afterwards saw them used by farmers on the lake shore for hen coops. The baskets held two quarts and were made of quarter-inch stuff. The next crate held 45

quarts, and following this came the Baker crate, which has done much towards popularizing our berries on the general markets. He believed his own crate was a still greater improvement because lighter and cheaper. Mr Adams shipped the first berries from this county. They went by boat to Montreal and the first shipment, about 80 quarts, netted him \$22 in silver. A B. Dutton found that on old well-enriched soil, phosphoric acid gave the best results of any fertilizer. He secured of Bubach at the rate of 20,000 quarts to the acre. Geo. Davis found that a fertilizer made up of the three elements generally paid the best, but potash gave him the best results, and the berries were larger and firmer. Josiah Rulison has proved conclusively to himself that it pays better to have a few acres, not over three, and take care of them properly, rather than to spread over more acres and give them indifferent culture. Mr. Barton spoke of the great changes that had come about since his first attempt at selling strawberries in 1859. The local demand for the fruit is immense, and one town (Mexico) alone, shipped out 100,000 quarts to distant markets, the past season. Our berries go by iced cars to Boston, New York, Philadelphia, Chicago and many other places, and, as Mr. Adams said, it helps us all—the poor people who pick berries and work among the plants, the farmers who grow them, and everybody else in our community. L. J. FARMER, Sec.

### Free Plants to Children.

WE OFFER FOR 1898.

Six plants of strawberries (3 Brandywine, 3 Splendid) for 10 cents to pay expense of digging, packing, advertising and postage. Or if the child wants to make a start in all the small fruits, we will send six strawberries as above, 3 Cuthbert, 3 Hilborn raspberries, 3 Snyder blackberries, 3 Taylor blackberries, 3 Fay currants, 3 Houghton gooseberries, 3 Concord grapes, for 50 cents. All these plants will be securely labeled and packed so as to go any distance and arrive in perfect condition.

### Conditions.

Every young person who receives this collection and competes for the prize must write us a letter with their own hand about their home and their people and tell anything interesting about their surroundings. They must tell their parents that they have sent to us for the plants and we would like to have them speak to their teacher about it. In one year we wish to hear from them again, this time telling about their experience

with the plants, how many lived, what success they had and so forth. These letters will be carefully preserved and the one who writes the best letter taking into consideration careful wording, originality, punctuation, spelling and improvement over the year before, will be awarded a prize of \$5.00 in gold. The next best can select plants from our catalogue to the amount of \$3.00 and the next to the amount of \$2.00. No neighbors of ours need apply and no favoritism will be shown to any one. If we do not think that the contestants have properly complied with the requirements, we will write them soon as they order. The contestants must not be over 17 years old at their last birthday. Please notice that the plants are all well rooted and are not cuttings as offered last year.

### No San Jose Scale.

From the columns of the Country Gentleman, we learn that while New Jersey and some other states are afflicted with this pest, no scale has ever been found in any nursery of our state except on Long Island. In other words, the New York nurseries may be truthfully said to be deserving of a clean bill of health.

In order to be sure that our plants are clean, we made a personal examination of every variety we have growing and furthermore made cuttings from every locality of our fruit farm and mailed them to Dr. J. A. Lintner, of Albany, N. Y., for inspection. We guarantee every plant grown and sold by us this season to be absolutely free of San Jose Scale. Here is the letter from Dr. Lintner:

OFFICE OF STATE ENTOMOLOGIST.

ALBANY, Jan. 14 1898.

Dear Mr. Farmer:—Your of the 11th inst., together with the bundle of cuttings, came duly to hand. I have examined the cuttings carefully and found, I am happy to state, no traces of the San Jose Scale. The twigs of *Elaeagnus* and *Lonicera* were well stocked with plant lice, but otherwise all the cuttings were free from insect pests. Yours Truly, J. A. Lintner.

### Grates and Baskets.

Nothing in the strawberry business has changed so much as have the crates and baskets. From the heavy tool chests we have evolved finally to the light, airy crates of the present day. The Baker crate formerly sold for \$2.50 and when I first went into the business they cost \$1.00 each. Now you can get one of Heagerty's crates filled with baskets for about half this. Secure your crates before the rush of the berry business is on. Write us for information, stating the style, the number wanted, etc. We guarantee to supply you with good crates cheaper than any other manufacturer of crates. L. J. FARMER.



Name of Buyer .....  
 Post Office ..... County .....  
 State ..... Nearest Express Office .....  
 Name of Express Company .....  
 Mail, Express or Freight .....

# THE SMITH PREMIER STANDS RE-EMINENT

Leader Among Writing Machines.

Many  
 .....  
 Improve=  
 ments  
 will be  
 noted  
 on the



New  
 No.  
 2

THE SMITH PREMIER TYPEWRITER CO.,  
 Syracuse, N. Y., U. S. A.

Branch Offices in 29 Principal Cities in United States and England.



# Photographs by Mail.

We make one dozen Mantello Cabinets, four by six inches, for only 60 cents. One doz. dull finish or Platino, same size, \$1.00. 12 doz. of the 60c. kind, ordered at one time, \$6. 12 dozens of the \$1 kind, \$10. Cash must accompany all orders.

The Regular Price of these Photos is \$2.00 and \$3.00 per Dozen.

Send us a cabinet photo of yourself, a friend or relative, and pictures will be made and forwarded to your address without delay. Good work guaranteed and your photo returned uninjured.

## FREE SAMPLES

Send us a cabinet photo and 25 cents for postage packing, etc., etc., and we will mail you two samples, one of each kind. On receipt of three two cent stamps, we will mail you a sample of our own selection. Write to-day and say you saw the advertisement in Farmer's Catalogue. Address,

THE NEW PROCESS PHOTO CO.,

P. O. Box F.

PULASKI, N. Y.

## Strawberries

*carry better, and larger berries and larger crops are raised when liberally treated with*

# potash.

*Heavy application of the complete fertilizers containing not less than 10 per ct. actual Potash should be used.*

Our books tell all about the subject. They are free to any farmer.

**German Kali Works,**

93 Nassau St., New York.

[The above firms are perfectly reliable.—L. J. FARMER.]

## APPLE SEED

One-half pound choice new Apple Seeds with directions for growing nursery stock, sent post paid for twenty-five cents. Special low prices in quantities: Bushel \$2.50; half-bushel \$1.50; Peck \$1.00. Write at once as time and quantity are limited. JOHN F. BOX, Pulaski, Oswego Co., N. Y.

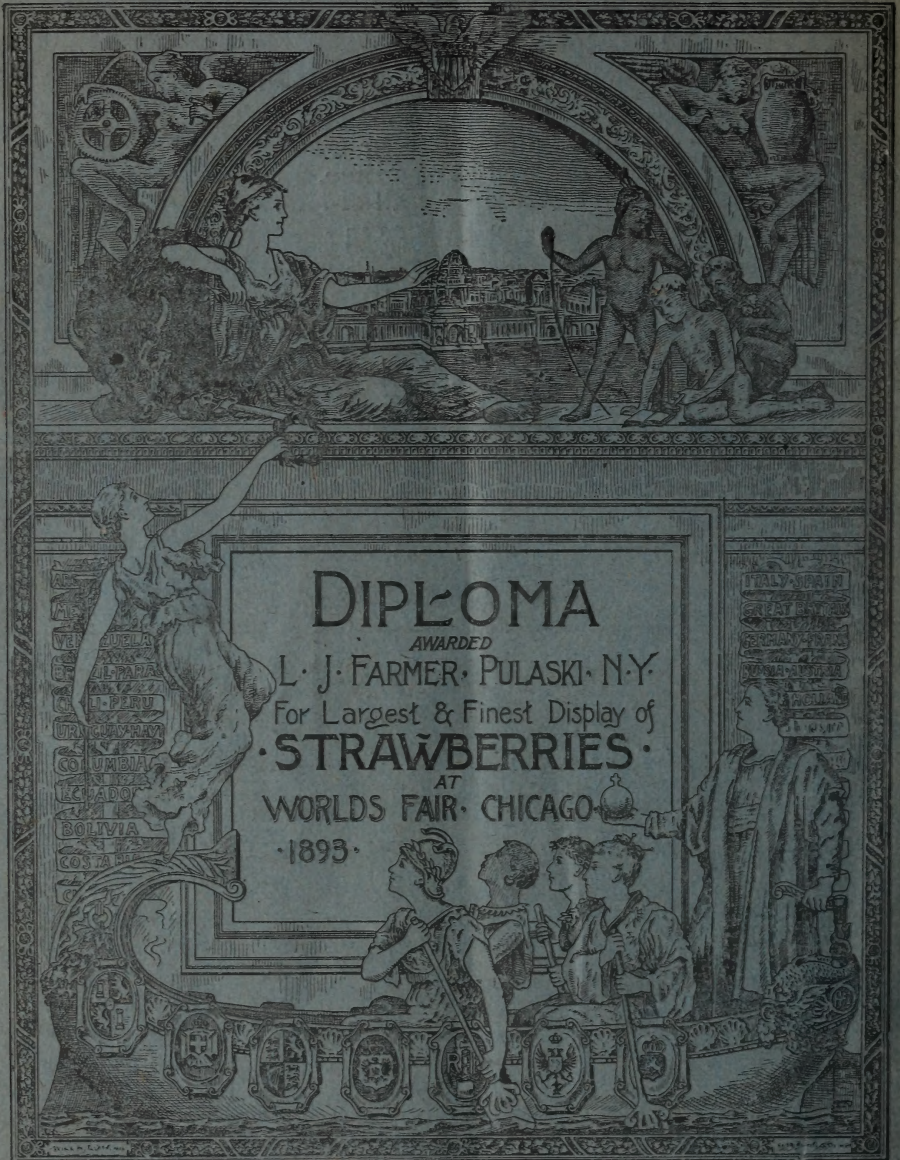
## Kidder's Kough Kure!

*Cures Coughs, Colds and Consumption in First Stages.*

Warranted to permanently relieve the most persistent cough. Price 25c., 50c. and \$1 per bottle. Address, **The K. K. K. Company,** P. O. Box 1. Pulaski, N. Y.



With Root's Home Repair Outfits for half-soiling and rep'g boots, shoes, rubbers, tinware, etc. No. 1, 40 items, \$3; No. 2, 32 items, \$2. Send for free catalog these and Root's Simplicity Tools for home rep'g, carpenter and blacksmith tools, etc. Agts wanted. Root Bros. Co. Box F, Plymouth, O.



## OFFICIAL AWARD.

This exhibit consists of sixty-eight varieties of Strawberries admirably selected and perfectly displayed. It is especially meritorious for the typical character of the samples shown, thus affording students and observers an excellent opportunity for the comparison of varieties.

[Signed] CHAS. W. GARFIELD, Individual Judge,  
Approved: THOMAS PUGH, President Departmental Committee.

Approved: JOHN BOYD THACHER, Chairman Executive Committee on Awards.  
Dated April 18, 1894. Pulaski Democrat Print