

Historic, Archive Document

Do not assume content reflects current scientific knowledge, policies, or practices.



Wholesale.



1898

Price List

OF


CALIFORNIAN
BULBS.

CARL PURDY,

COLLECTOR and GROWER,

UKIAH, MENDOCINO CO., CALIFORNIA, U. S. A.

(Copyrighted 1898, by Carl Purdy.)



CALOCHORTUS VENUSTUS Dougl.





CALOCHORTUS PULCHELLUS Dougl.

REMARKS.

I make a specialty of Californian bulbs, growing largely, and through collectors reaching all parts of the Pacific Coast of the United States.

QUALITY.—The bulbs offered are above medium grade, even in size, and with no small or imperfect ones. Extras to cover all deficiencies are always sent. In the selection and packing of bulbs the greatest of care is taken.

GUARANTEES.—I guarantee that all bulbs shall reach purchaser in first-class condition, and will make good any loss in transit whether from breakage of package or decay.  Claims for damages must be made within five days after receipt of goods, and will be allowed either by replacing the bulbs or by deducting the price from bill, at my option.

GROWN IN CULTIVATION.—The largest part of my orders will be filled from bulbs of my own growing; these are larger, solidier, and better ripened than collected bulbs.  The collected bulbs used will be first-class.

Date of Ripening and Shipment.

Unless otherwise ordered, I make my main shipment about August 1st, and send later sorts as they come in; unless specially noted, bulbs are ready August 1st.

Californian bulbs as a rule do better if planted in the fall. I keep stocks until January 1st.


SUPPLIES.—Unless otherwise noted, my supplies are equal to any probable demand. I make a point of filling all orders if it is any way possible. I grow from 200,000 to 300,000 California bulbs annually.

LARGE LOTS.—Special prices on large lots of any sort.

CARRIAGE.—I deliver all bulbs, except lilies, within the United States free of freight and express charges. I deliver all foreign orders at N. Y.

TERMS.

CASH WITH ORDER.

 Six at rate per dozen.

Brodiaea.

These are handsome hardy bulbous plants of the Pacific slope of the United States. They have a few grassy radical leaves, and one or several slender stalks terminating in either an open umbel, or a dense umbellate head. Reliable bloomers, growing well in almost any soil or under any conditions. Perfectly hardy in the Eastern United States and Europe. The bulbs are easily kept dry for months, and are not at all subject to decay, and do not bruise readily, good points from a dealer's standpoint.

Section I.

BRODIAEA LAXA S. Watson.

Blue Milla, Ithuriel's Spear. A well grown plant of this fine species has a spreading umbel eight inches across, on a sixteen inch erect stalk, and from forty to fifty tubular flowers, from blue to deep purple in color; it forces well, and as a cut flower is fine and very lasting..... \$1 50 \$10 00

BRODIAEA HENDERSONII Watson.

This beautiful species is now offered for the first time in reliable supply; like the beautiful *B. laxa*, except it is yellow banded with purple..... 6 00

BRODIAEA BRIDGESII S. Watson.

Resembling *B. laxa*, but a flatter flower, of a rich reddish-purple; very handsome and universally admired..... 3 00

BRODIAEA PEDUNCULARIS S. Wat.

Like *B. laxa*, but fewer flowered, and having an immense umbel twenty to twenty-four inches across. Color porcelain white..... 3 00 20 00

BRODIAEA LACTEA S. Watson.

Like *B. laxa* in habit, but having a small umbel of many white flowers banded with green..... 1 00 6 65

Var. LILACINA.

I can highly recommend this fine new form which is far larger and more vigorous than the type. With large flowers, white richly suffused with lilac..... 2 25 15 00

Var. MAJOR.

Like the preceding, but white..... 1 50 10 00

BRODIAEA IXIODES S. Watson.

Of same habit as *B. laxa*; flowers a fine yellow, banded with brown..... 1 00 6 65

Var. MINOR Hort.

A pretty dwarf, with yellow flowers, dark band and blue anthers..... 2 25

Var. ERECTA. A handsome dwarfed form..... 3 00

Var. SPLENDENS

Large light yellow flowers, far handsomer and showier than any other form. A fine bulb..... 3 00

BRODIAEA MINOR S. Watson.

Like *B. grandiflora*, but dwarfed. The stem not rising above the soil, quite a curiosity..... 2 25

Section II.

Flowers in umbels, usually several stalks to each bulb; the blossoms broad funnellform, of a peculiar thick waxy texture; very lasting.

BRODIAEA GRANDIFLORA Smith. 100 1000
Very showy, fine, large deep purple flowers \$1 00 \$6 65

BRODIAEA CALIFORNICA.

A new species introduced by me in 1895. it is like *B. Grandiflora* but much larger in every way. Large, waxy pink flowers..... 3 00 20 00

BRODIAEA ORCUTTII

Hand-some smaller blue flowers in close umbels..... 3 00 20 00

BRODIAEA FILIFOLIA S. Watson.

Similar and pretty..... 3 00 20 00

BRODIAEA STELLARIS S. Watson.

A beautiful plant. The bulbs producing several many flowered umbels, the flowers deep blue with waxy white center. Forming a low star-like clump..... 1 50 10 00

BRODIAEA ROSEA.

Resembling *B. stellaris*, but pinkish purple..... 3 00

BRODIAEA PURDYI.

This handsome species is very different from all other *Brodiaeas* in that the flower is broadly spreading with tips declining, quite handsome and novel..... 3 00

BRODIAEA TERRESTRIS Kellogg.

A miniature form, with small rose purple flowers with yellow center, stems very short and the flowers often seeming to rest on the ground. A good novelty..... 2 25

BRODIAEA GRACILIS S. Watson.

A tiny species much like a little *Bloomeria* 3 00

Section III.--CALIFORNIA HYACINTHS.

BRODIAEA CAPITATA Benth.

A tall early bloomer, with handsome deep violet flowers in head, on long slender stalks..... 1 50 10 00

BRODIAEA CAPITATA. VAR. ALBA.

This splendid waxy white form is a genuine acquisition. There is no purer white in nature. It should be grown extensively 3 00 20 00

BRODIAEA CAPITATA VAR. PARVIFLORA.

A very floriferous form of *B. capitata*, low growing with several stalks. The flowers are exactly the color of the English violet, and a bunch of them could be readily passed for them..... 1 50 10 00

BRODIAEA MULTIFLORA Benth 100 1000

A tall species with fine purple flowers. \$2 25

BRODIAEA CONGESTA Sm.

Three feet high when well grown. Large violet purple heads 2 25

Section IV.—STROPHOLIRION.

BRODLÆA VOLUBILIS

Twining Hyacinth. No more striking novelty has been introduced of late years. Like *B. congesta* in bulbs and leaf. The stem begins twining as the tiny flower bud appears and when it is developed the loose umbel of beautiful waxy pink flowers is born aloft three to five feet from the ground. The flower stem can be twined in odd arrangements.

Immense bulbs, 1 inch in diameter.....	6 00	45 00
Large bulbs, $\frac{3}{8}$ -1 inch in diameter.....	4 50	30 00
Good bulbs, $\frac{1}{2}$ - $\frac{3}{8}$ inch in diameter.....	3 00	20 00

Section V.—BREVOORTIA.

BRODIAEA COCCINEA A Gray.

The floral firecracker, well shown in cut. flowers $1\frac{1}{2}$ to 2 inches long, a rich glowing crimson, tipped with pea green. One of the best of novelties, and a very striking plant. Immense bulbs 1 inch in diameter.

Immense bulbs 1 inch in diameter.....	4 50	30 00
Large bulbs $\frac{3}{8}$ -1 inch in diameter.....	3 00	20 00
Fine bulbs $\frac{1}{2}$ - $\frac{3}{8}$ inch in diameter.....	2 25	15 00
Fine bulbs $\frac{3}{8}$ - $\frac{1}{2}$ inch in diameter.....	1 50	10 00

Section VI.—HOWELLII.

BRODIAEA HOWELLII S. Watson.

Small, and milky white to blue, but very pretty..... 4 50

VAR. LILACINA.

A splendid new thing from the State of Washington. Described in London Garden as follows: "Fine deep green foliage at time of flowering. Sturdy stem two feet high, crowned by large flat umbels of nicely shaped flowers of a very delicate blending of milky white and lilac blue." Flowers very lasting Illustrated by colored plate in Garden. December 15th, 1894. Ready Sept. 1st.....

BRODIAEA DOUGLASII S. Watson.

Similar but a delicate blue, eight or ten inches high. Pretty.. 4 50

Mixed Brodiaeas

I keep a splendid mixture of all the Brodiaeas in fine solid bulbs, sure to please..... 90 6 00

EL DORADO STRAIN.

This lovely strain introduced and named by me in 1895 is botanically close to the var. roseus, yet to the eye clearly distinct. It is of much taller growth, being from ten inches to three feet in height. Petals are narrower than long, drawing to a narrow claw, and giving quite a different outline from var. roseus, with its very broad petals and short, thick claw. In color it is unsurpassed. In the same locality it varies from white, through lilac, deep velvety purple, and reddish purple, to rich red, pink and salmon. All are marked with a showy eye, colored brown and with yellow, and beautifully dotted and lined. All have a showy red center, while to some is added a large gold blotch at apex of petal. There are also fine forms in cream and light yellow.

The different color forms also grow separately and I am able to furnish in reliable separate colors. 100 1000

El Dorado strain, mixed selected bulbs. Giving them in the wide range in which they naturally occur, the white most frequent, next purple, while the red, salmon and pink are rare..... 2 25 15 00

C. venustus var. pictus. A fine color form of the El Dorado strain. Creamy white, brilliantly marked with or without gold blotch. Described in Gardener's Chronicle, July 6, 1895..... 3 00 20 00

El Dorado deep purple: a deep rich purple of a velvety lustre, a depth of color unsurpassed in any flower..... 4 50 30 00

El Dorado, red to pink. A splendid collection of colored forms, scarcely any two alike. From pink to a deep claret and blood red. A dozen will give endless surprises... 4 50 30 00

EL DORADO GOLD BLOTCHED:

These lovely flowers are blotched above with red or gold. Their beauty can only be appreciated on sight. Ground color white, red or purple..... 7 50

OCULATUS STRAIN.

1 CALOCHORTUS VENUSTUS OCULATUS
1 " " CITRINUS

These well known varieties differ only in color. With their variations they form a well marked strain. They have short, stiff stalks, one to three feet high, few to many flowers, with petals broad at apex and tapering to a narrow claw. Well grown plants produce flowers three to four inches across. Colors from white and cream, through lilac to purple, in oculatus. Buff, to deep lemon yellow and brown, in citrinus. The eye is prominent. Center purplish in oculatus, brown in citrinus. A good grower and one of the very best species. 1 50 10 00

- C. venustus roseus* *C. venustus oculatus*
C. venustus purpurascens,
C. pulchellus,
C. venustus citrinus,
C. albus,



CALOCHORTUS FLEXUOSUS S. Wats.

100

A species related to *C. splendens*, but with stems so weak as to almost be said to creep. The flowers are large and very brilliant, a dazzling purple with a darker purple eye, and yellow hairs below. Introduced by myself in 1897.... .. 10 00

GROUP II—VENUSTUS

Butterfly Tulips. To this lovely group of Calochorti is properly applied the Spanish name Mariposa (butterfly), for their brilliantly colored flowers with eye-like spots on each petal and sepal, and other delicate markings with dots, lines and hairs, are strongly suggestive of the wings of a brilliantly colored butterfly. Botanists have variously divided this great group of allied forms between *Calochortus luteus* and *C. venustus*. Botanically all can be considered as either strains of one variable species or as a number of closely allied species.

THE ROSEUS STRAIN.

CALOCHORTUS VENUSTUS Dougl. Var. ROSEUS. 100 1000

This is the type as described by Bentham, growing in the Coast Range of California. 6 to 10 inches high, stout. Petals broader than long, with a short, broad claw. Flowers two inches across of exquisite shading. Creamy white or suffused with lilac. A rose colored blotch at apex of petal, fine eye midway, red shadings on lower third of petal. Back of petal rich carmine. Well figured in Garden in '85. 3 00 20 00

Var. SULPHUREUS

Exactly like type but color clear yellow, rose blotch at top of petal as in roseus. This fine novelty is offered by me for the first time. Supply doubtful.. .. 10 00

Var. SANGUINEUS

In this showy form the flowers are deep red with very dark eye, and without rose blotch at apex..... 10 00

Var. PURPURASCENS.

Flowers like var. roseus: fully three inches across, purplish lilac outside and top of petals, creamy white half way, purple at center. A beautiful eye in middle of petal, but no rose blotch at apex. This strain is a strong vigorous grower, the best of all except *C. Vesta*. On each stalk are several large offsets which soon form fine bulbs. It is natural to a rich, heavy, sticky clay, but thrives in any loam. Colored plate in Garden, 1895. 2 25 15 00

Bloomeria.

BLOOMERIA AUREA Kellogg.	100	1000
The bloomérias are close to Brodiaea laxa in general character, but with flat open flowers, produced in great numbers. Light yellow. Easily grown and very pretty. It should be grown everywhere.....		
	2 25	15 .0
BLOOMERIA CLEVELANDI S. Wats.		
Is of smaller growth with delicate yellow flowers..	3 00	20 00

Calochortus.

Section I.—MARIPOSA TULIPS.

This is a group whose elegance of form and fine coloring give them a high rank in the garden. Much attention is being given them in Europe and the leading floral papers speak of them in the highest terms. The bulb is small, the leaves grassy, the stem stiff and erect but slender. The exquisitely molded flowers resemble in form the tulip, while the colorings are most beautiful and varied. Bulbs easily handled and light. I have the finest collection in the world, and spare no pains to secure new and rare forms.

GROUP I.—SPLENDENS. 100 1000

CALOCHORTUS SPLENDENS Dougl.		
The type of the species is a tall and stately plant, with large (2 to 3 inches across) pale lilac flowers, paler at the center, and the lower half of the petals covered with long cobwebby hairs..		
	3 00	20 00

Var. ATROVIOLOCEA.

Tall and slender but flowers one to one and one half inches across, of a deep purple color, with a dark spot in the center. Good	3 00	20 00
--	------	-------

Var. RUBRA

A grand new form as large as type but deep reddish purple with a dark purple spot at center.....	6 00	
--	------	--

CALOCHORTUS PALMERI S. Watson.

The plant generally sold under this name (the true C. Palmeri is not in cultivation), is a charming thing, slender, resembling the last species, but in color, a delicate lilac, shaded to salmon, and with short yellow hairs on lower third. A good grower and very pretty.....	7 50	
---	------	--

Var. CITRINUS.

100 1000

The splendid strain I offer is of a uniform deep lemon yellow with a black eye. No plant that I grow is more admired here or attracts more attention in foreign exhibitions... 1 50 10 00
CALOCHORTUS VESTA

This very clearly marked strain, is not related to any of the others. I consider it the finest of all Calochorti. The habit is tall, strong and vigorous. The immense flowers three to five inches across, are borne on long stalks and are numerous. Petals broad fan shaped with hairy gland across base, and a broad eye and band across middle. Color white, suffused with lilac to rose purple. Center red. Back of petal purple. It grows in any soil, from heavy wet clay to light loam, and is not subject to disease. It propagates rapidly, having several strong offsets each year, which in two years make large bulbs. Reports from Europe are that it succeeded where all others fail. This splendid species is what has been long desired: a hardy, vigorous Mariposa tulip, which everyone can easily grow. "The five forms of venustus are among the most beautiful. Var. 'Vesta' the strongest and perhaps finest of all." Geo. F. Wilson in Garden. Splendidly figured in Garden, July, 1895. Described in Gardener's Chronicle, July, 1895. Good, bulbs..... 3 00 20 00
 Very large..... 4 50 30.00

CALOCHORTUS LUTEUS Dougl.

This is a dwarfed species, with rather small, full flower. a clear light yellow, brown-lined at base..... 1 50 10 00

CALOCHORTUS CATALINAE S. Wat.

A lovely species between C. splendens and C. venustus. Habit of C. venustus. Flowers white to lilac, or deep lilac, very large and handsome, a large round black spot at base of each petal. Remarkable for blooming with the Star Tulip section, fully a month before other Mariposas. A splendid sort..... 6 00

GROUP III—CLAVATUS

CALOCHORTUS CLAVATUS S. Watson

In this really splendid sort we have at once the largest flowered and stoutest stemmed of all Mariposas. The bulb is very large, the single bare leaf one or two feet long, the stem is heavy and stout zigzagged. The flowers are shaped like a broad based bowl, sometimes five or six inches across. The color is a deep rich yellow, and the lower half is covered thickly with stiff yellow hairs, each tipped with a round translucent knob, and in the light like tiny icicles. I offer three lovely forms.

Var. EL DORADO (C. Plummerae aureus):—

The largest. Not so deep a yellow..... 10 00

"Ventura" [the type]:—	100	1000
A deep yellow. Very stout. Splendid.	10 00	
"Obispo"		

Like the last but the upper half of the back of each petal is olive brown which shows through the deep yellow of the inside, giving changeable shades. A very lovely flower 10 00

CALOCHORTUS CONCOLOR (C. luteus concolor Baker).

The flower of this fine species is a deep yellow, marked with red bands, and hairy on lower part inside. Stem not so stiff as C. clavatus nor is it zigzag. "C. luteus v. concolor will be a great addition with its strong habit and clear yellow flowers."—Robt. Wallace in Garden. Colored Plate in Garden 1895: Supply uncertain. 10 00

GROUP III—WEEDII

CALOCHORTUS WEEDII Wood.

This is one of the finest. The bulb is heavily coated with fibre, there is a single broad, radical leaf, and large flowers. Petals of a triangular outline, often square at the tip, clear orange yellow, finely dotted with brown, and lined with long silky hairs. There are also variations to light purple and brown. The type orange yellow. 4 50 30 00

Var. ALBA

White or white flushed with pink. Supply uncertain. 10 00

CALOCHORTUS PLUMMERAE Greene (C. Weedii purpurascens)

A queen among Calochorti. Of large size and full outline. In color a rich lavender purple, lined with long silky, yellow hairs. 7 50

CALOCHORTUS OBISPOENSIS Lemn.

A unique form of C. Weedii in which the petals are less than one-half the length of sepals, densely covered with long brown hairs. Habit tall, slender and branching, very floriferous. A genuine novelty. 10 00

GROUP IV—DESERT SPECIES.

CALOCHORTUS KENNEDYI Porter.

This "is the most brilliant and striking of all the Calochorti known to us," says a writer in London Garden, who adds—"the dazzling scarlet of the flowers suggests the iodide of mercury, and as the plant proves to be what is called a good doer, it is certain to become popular. It has proved perfectly hardy in England, the bulbs having been in the open border

during the last three winters, and flowers have been produced in abundance during the summer. It grows about 18 inches high. The flowers are produced in umbels of 4 or 5, the outer segments being pale green on the outside, with white scarious margins. The inside is brilliant scarlet-red, the inner segments also brilliant scarlet except for a purple spot just above the base bearded with a few tufted hairs; the anthers are dark purple." 10 00

GROUP V—NUTTALLII.

There are no more exquisitely beautiful flowers than these "Sego Lilies" (The Mormon name) of the Great Basin. Most of them are plants of the sage brush deserts. The leaves are an ashy green, the foliage scant, but the great flowers are wonderful in tintings. I offer *C. Nuttallii* white, often sold as *C. Gunnisonii*; large, pure white flowers banded green on the back, and marked dark brown inside 4 50 30 00

C. Nuttallii blue. Very Large, flowers white to blue marked indigo inside. Supply uncertain..... 6 00

C. Nuttallii yellow..... 4 50

C. Nuttallii in pink shades. Supply uncertain..... 6 00

C. Nuttallii in lilac and purple. Supply uncertain..... 6 00

CALOCHORTUS LEICHTLINII Hook, J.

C. Leichtlinii is a slender Alpine species, of a smoky white color, banded green and marked dark brown..... 3 00 20 00

C. invenustus (*C. Palmeri* of 1894). A stiff umbellate species, a smoky white Supply uncertain 10 00

C. Gunnisonii. Very fine. White tinted with delicate green, a band of green hairs across petal, and a purple band below..... 3 00 20 00

GROUP VI—CALOCHORTUS MACROCARPUS Dougl.

This very fine species forms a group by itself. It has a very large bulb, a stout almost leafless stem, and a very large flower of an exquisite pale lavender banded down the back with green. Petals long, narrow and pointed..... 4 50 30 00

GROUP VII—NITIDUS

These are hardy species growing in the meadows from Oregon to Montana, where they endure much cold. They form a connecting link between the Giant Star Tulips and the true Mariposas. Their leaves are like those of the Star Tulips, long, broad and glossy. Like the Star Tulips too the seed pod is handsome, three cornered and winged. The stems are stiffly erect. The flowers cup-shaped, not so brilliant as the true Mariposas, but

very delicate. The plants are hardy, healthy, and vigorous, and are to be highly recommended for cold climates. 100 1000

CALOCHORTUS NITIDUS Dougl.

This species has a large showy flower, pale lilac with a large indigo colored blotch in the centre of each petal. It is lined with long cobwebby hairs Ready Sept 1st. 6 00

C. pavonaceus. Not quite as large. Lilac with a peacock like spot on each petal..... 4 50 30 00

CALOCHORTUS LONGEBARBATUS

A good species in same line. Purple..... 4 50 30 00

Section II.—STAR TULIPS

GROUP I—GLOBE TULIPS

These have a shiny leaf often a foot long. The stalks are slender, branching in graceful curves. Few to many flowers are borne, of the most exquisite silky texture which hang in pendent globes. These are the perfection of grace in outline and while not brilliant are unsurpassed in delicate tints. Plants of the woodland.

CALOCHORTUS ALBUS Dougl.

Fairy Bell, White Globe Tulip. A strong grower, often a foot high with ten to twenty globular flowers of an exquisite pearly white. The flowers an inch in diameter, edged with silky hairs, and hanging like bells 1 50 10 00

C. amœnus. Much like preceding but a glowing rose pink 4 50 30 00

CALOCHORTUS PULCHELLUS Dougl.

Like preceding in leaf and stem, but the flowers flattened like a child's pin wheel, of a golden yellow beautifully margined with stiff hairs. A perfect gem, no collection is complete without it..... 1 50 10 00

GROUP II—STAR TULIPS

Like the Globe Tulip but smaller as a rule, and the flowers dainty open cups. All of the species resemble each other, and were first included under *C. elegans*.

CALOCHORTUS ELEGANS Pursh.

A dainty sort with cream colored flowers lined with yellow hairs. Supply uncertain. Ready Sept. 15th..... 4 50 30 00

CALOCHORTUS MAWEANUS Lechtl

Cats Ears. Flowers white, filled with silky blue hairs, very dainty..... 1 50 10 00

	100	1000
<i>C. maweanus</i> v. <i>roseus</i> , same tinged rose.....	2 25	15 00
<i>C. maweanus</i> v. <i>major</i> . Twice as large in every respect, otherwise the same.....	2 25	15 00
CALOCHORTUS CAERULEUS S. Wat.		
Like preceding but blue lined with long silky hairs.....	4	50
CALOCHORTUS BENTHAMII Baker.		
Like preceding, but a rich yellow with black spots.....	1 50	10 00
C. LOBBII.		
An alpine species dwarfed, but large straw colored flowers with dark eye, very odd and pretty. Supply uncertain. Ready Sept. 15.....	4	50
CALOCHORTUS UMBELLATUS Wood.		
Like <i>C. maweanus</i> , but flowers not hairy, and white. Supply uncertain	4	50
C. MINIMUS		
A tiny species with naked white flowers.....	3	00

GROUP III—GIANT STAR TULIPS

In this splendid group which until offered by me this season was hardly known, we have the very dainty silky flowers, and handsome glossy leaves of the Star Tulip with a stout stem a foot or two high, and large flowers. Unlike the others they naturally grow in open places and have a vigor and health which are a high recommendation. They are sure to become great favorites.

<i>C. new sp. No. 1.</i> A perfect beauty, with a large white cup, filled with hairs	4 50	30 00
CALOCHORTUS TOLMIEI Hook-Arn.		
Same but blue Supply uncertain.....	4 50	30 00
<i>C. Howellii</i> Yellow. Very fine.....	10	00
CALOCHORTUS APICULATUS Bak.		
Straw colored, a gem. Supply not sure.....	10	00

Section III.—MEADOW TULIPS

These Calochorti are natives of wet meadows. Of all the Calochorti which I have grown, I have found *C. lilacinus* and *C. Vesta* growing well in all soils as long as well drained, and, as garden plants, thriving everywhere. In habit they are low flexuous and leafy. The cups are open and erect and numerous, an inch or so in diameter. I have closely studied the matter and have come to the conclusion that *C. lilacinus* and *C. uniflorus* are one and the same species.

CALOCHORTUS LILACINUS Kellogg.

Flowers from pale lilac, with or without a dark blotch at base of petals.....

CALOCHORTUS NUDUS S. Watson.

A delicate sort, with pale naked flowers

Mixed Calochorti:— all sorts mixed, doz. 25c.

Mixed Mariposas 30c.

Mixed Star Tulips 25c.

Camassia.

A class of very hardy bulbs of sturdy growth and hardy in any climate and almost any soil. The cut describes the flower. The plant has many long and glossy leaves from its base much like a hyacinth. The stem is stout, from one to three feet high, according to variety. The many flowers are borne in racemes. Flowers for every ones yard and window.

CAMASSIA ESCULENTA Lindl.	100	1000
A foot high, deep blue.....	90	6 00

CAMASSIA CUSICKII.

I take pleasure in bringing this grand new species within the reach of the general public. It is destined to become a general favorite. I have grown it for three years very successfully. The bulbs are very large, weighing from two to eight ounces. The leaves large—a foot long. The flowers produced in great racemes two to three feet in height, and with hundreds of pale sky blue flowers.

6 00 45 00

CAMASSIA LEICHTLINII S. Watson.

So far as I have seen this is the finest Camassia in flower, tall, and a splendid purple. Very showy.....

3 00 20 00

C. alba. A pure white form.....

6 00 —

CAMASSIA FRASERI Torr.

Light blue.....

3.00

C. montanum A beautiful species like C. esculenta, a pale sky blue, flowering after all others.....

3 00

DOG TOOTH VIOLETS.

Genus *ERYTHRONIUM* Linnaeus.

These charming lily-like plants have two broad handsome leaves, growing from the ground, which are usually richly colored and mottled, and in themselves very ornamental. The slender leafless stem bears lovely flowers, which are like small lilies, of exquisite coloring, and droop gracefully. They are perfectly hardy anywhere, and grow best in a cool, moist climate and a sheltered location. Their culture is easy, a well-drained loose soil, rich in mould, perfectly meeting their requirements, and they flower early when all flowers are more appreciated. With so much of beauty, and so many excellent qualities, they cannot help becoming immensely popular. The European and Eastern American sorts are not to be compared with our large flowered sorts. All are beautiful, and cheap or dear every one will prove a delight.

Our Pacific Coast *Erythroniums* are the finest known. All are large of flower except *E. purpurascens*, and differ but little in that respect. They differ much in time of flowering: *E. Hartwegii* is very early; it is followed by *E. revolutum præcox*; then *Hendersonii*, *grandiflorum* (type), *grandiflorum album*, and *purpurascens* follow; the next in flower is *revolutum Bolanderii*, followed quickly by *revolutum Johnsonii*; next comes *giganteum* and *revolutum* (type); *revolutum Watsonii* lingers after all the foregoing have gone, and *montanum* comes weeks later. The delicate shadings, from white to bright yellow, while very difficult to describe, are easily caught by the eye, and give a charming variety. Accompanied as they are by difference in their flowering season, habit, and mottling of leaves, a charming chain of variation is given, no links of which we would willingly lose.

Section I.—STYLE THREE CLEFT.

ERYTHRONIUM GRANDIFLORUM 100 1000

Leaves unmottled, 1-5-flowered, stem slender, petals recurved, flowers very bright yellow, anthers yellow; I distributed this last year as *Nuttallianum*, and under that name it has been exhibited in London, and has been very greatly admired..... 4 50 30 00

Var. *ALBUM*.

Like the type, except the flowers are white, yellowish at center, and with a slight greenish caste. I have distributed this for two years past as the type; a very fine species 4 50 30 00

ERYTHRONIUM NUTTALLIANUM

In no way differs from *grandiflorum*, except in having red anthers; I have no bulbs of this.

ERYTHRONIUM REVOLUTUM Baker	100	1000
Leaves mottled in white and light brown, one to four, nearly always one or two flowers, stem stout, petals narrow and curved, style large and stout, filaments from subulate (awl-shaped) to deltoid (triangular); flowers opening from white flushed with pink, to pinkish-purple, becoming purple. Mr. Baker, the well-known authority, pronounces this the true revolutum; listed in 1896 as "revolutum, large purple".....	3 00	20 00
Var. BOLANDERII (E. Smithii).		
Differing from the type in having white flowers, tardily becoming purple, and in being smaller	3 00	20 00
Var. JOHNSONII (E. Johnsonii).		
Very similar to the type, but leaves mottled in dark brown and looking as if coated in varnish, and flowers dark rose, with orange center; a fine colored plate of this was published in the London "Garden" February 20, 1897.....	6 00	45 00
Var. PRÆCOX.		
In this charming variety, which I have named Præcox, the leaves are mottled in mahogany, the most beautifully in any Erythronium; the flowers, usually two to four, are creamy white with orange center; I distributed a few of these in 1896 as E. citrinum.....	3 00	20 00
Var. WATSONI.		
Differs in having a full creamy white flower, orange at center, and usually banded with brown above the base; in foggy weather the flower is bell-shaped. One of the finest of Erythroniums; leaves mottled in brown; this, according to Watson, is the typical form of the species, but according to Baker, it must be given a varietal rank	3 00	20 00
Var. ALBIFLORUM.		
This only differs from var. Watsoni in being pure white, with a delicate greenish tinge. It was figured perfectly in plate 919 Horto Van Houtteano, which is Krelages' plate 1001 A. Also called E. giganteum albiflorum, and E. grandiflorum albiflorum.....	7 50	
ERYTHRONIUM GIGANTEUM Lindl.		
Leaves richly mottled in dark brown, scape one- to sixteen-flowered, slender, filaments slender, flower closely recurved, straw colored, orange at the center; the most floriferous and one of the finest species, long known as grandiflorum.....	1 50	10 00

ERYTHRONIUM HARTWEGI S. Wat. 100 1000

The easiest of all to grow; short, thick bulbs, of great vitality, and flowers like giganteum, but each borne on a separate stalk; one of the best and most satisfactory sorts..... 2 25 15 00

E. MONTANUM.

Like E giganteum in flower, but pure white with orange center. Leaves not mottled. 4 50 30 00

Section II.—STYLE NOT DIVIDED.

E. CITRINUM,

Leaves mottled, stem 1-3 flowered, petals broad, strongly recurved, light yellow, orange at center, the tips becoming pink. I have never had this species, and do not know of its ever being distributed. The mottled leaves and undivided style, with yellow flowers, mark it clearly. I have none.

E. HENDERSONII.

Leaves mottled in dark brown, petals strongly recurved, pale purple with a very dark purple, almost black center. 4 50 30 00

E. PURPURASCENS.

Leaves not mottled, shaded in dark metallic tints. The small spreading flowers crowded in a raceme. Color; light yellow (almost white), center orange, becoming purplish. The smallest of our Erythroniums. Properly an alpine. 4 50 30 00

E. HOWELLII.

Leaves mottled, scape 1-3 flowered, flower pale yellow with orange base, becoming pinkish. Of our Pacific coast Erythroniums this alone is destitute of the ear shaped appendages at inner base of petal..... 6 00 45 00

MIXED ERYTHRONIUMS, fine mixture 1 50 10 00

Fritillaria.

These are graceful plants usually called lilies where they grow and the nearest relatives of the true lilies. All are graceful, many interesting from their peculiar coloring, and some are very beautiful. Few lilies are handsomer than *F. recurva* and *F. coccinea*.

GROUP I

These are rather low. The leaves scattered thickly on the lower part of the stout stem; and the broadly bell shaped flowers nodding above. The bulb is formed of large broad scales. These are very hardy, growing well on heavy soil, and increasing fast. excellent garden plants.

FRITILLARIA BIFLORA Lindl. 100 1000.

Flowers with a greenish ground, with brown rays radiating from the base to apex of the petals..... 3 00 20 00

FRITILLARIA LILIAEAE Lindl.

Very similar, greenish white, not lined..... 3 00 20 00

FRITILLARIA PLURIFLORA Torr.

A really splendid thing, first brought out by me two years ago, and a growing favorite. Large and strong growing, with beautiful reddish purple flowers, blooming very early (in January here)..... 4 50 30 00

GROUP II

In this group the stem is tall and slender, with the leaves all in circles, and the flowers strung airily in a drooping raceme. The bulb is a pure white or pink disk covered with rice like grains.

FRITILLARIA LANCEOLATA Pursh

A strong, tall sort with large greenish bells mottled with yellow and purple..... 3 00 20 00

Var. *gracilis*: Similar, but the smaller flowers a dark purple, almost black..... 4 50

FRITILLARIA PARVIFLORA Torr.

This is like *F. lanceolata* in stem and leaf but the flowers are small, in solid colors, yellow, or brickish red. Rather pretty..... 4 50

FRITILLARIA ATROPURPUREA Nutt

Similar, but greenish purple and stiff bells queerly mottled, on very short stems... 4 50

FRITILLARIA RECURVA Benth.

The finest *Fritillaria* in the world. Tall. Flowers many, between tubular and bell shaped, a brilliant scarlet-orange in color. A perfect beauty

Immense bulbs	$1\frac{1}{2}$ - $2\frac{1}{4}$	in diameter	6 00
Large	$1\frac{1}{4}$ - $1\frac{1}{2}$	" "	4 50 30 00
Fine	$1-1\frac{1}{4}$	" "	3 00 25 00
Fair	$\frac{3}{4}$ - 1	" "	2 25 15 00

FRITILLARIA COCCINEA

Even handsomer than the last, which it resembles. The flowers narrow and a deep glowing red, not so robust as *F. recurva*, and bulbs much smaller..... 4 50 30 00

FRITILLARIA PUDICA Spreng.	100	1000
A most charming one or two flowered species, rich orange yellow. A great favorite where known. Colored plate in London "Garden.".....		
	4 50	30 00

LILIES.

GROUP I—HUMBOLDTII.

LILIUM HUMBOLDTII.

A grand lily, with a large bulb, a heavy stem four to seven feet high, with very numerous leaves all in circles, and large flowers of a clear orange red spotted with maroon.

Bulbs 7-8 in circumference	6 00	50 00
" 8-9 "	11 50	85 00
Ready September 1st. " 9-11 "	12 50	100 00

VAR. MAGNIFICUM.

A very fine variety which every one should have. As large as preceding, but glossier and darker foliage, and each spot surrounded with a red circle giving a gorgeous effect. It is a reliable bloomer, flowering the first season, even from small bulbs, and is a grand acquisition to any garden

Ready Sept. 15th..... 20 00

LILIUM BLOOMERIANUM Kellogg.

A dwarfed species, with flowers colored like the last, only one to three feet high with small bulbs. Ready Sept. 1st...

12 50

LILIUM COLUMBIANUM Hort.

A beautiful slender lily one to three feet high, a miniature L. Humboldtii, orange yellow, very easily grown

7 50 60 00

LILIUM BOLANDERI S. Watson.

This beautiful lily has been the rarest of all. In bulb and habit it somewhat resembles L. Columbianum, but the flower is bell shaped and deep red. Quite showy.....

20 00

GROUP II—LEOPARD LILIES

L. Pardalinum

A fine lily preferring a rich damp soil but doing well in any garden. Large revolute flowers orange red at center, scarlet tipped, thickly spotted with maroon. It is so easily grown and is so handsome that it should be found in every garden. Ready September 1st.....

4 50 30 00

The form I have is close to the so called L. Californicum.

Var. JOHNSONI

100 1000

So far as I have seen the best variety of *L. Pardalinum*, very stout and tall with rich dark foliage, and a fine flower, the upper half a glowing crimson, very showy. From British Columbia. Ready September 15th.....

10 00

LILIUM ROEZLI Regel.

A very handsome lily first introduced into European gardens by Roezl about 1870 and figured in Roezl Gartenflora t. 166. It afterwards was lost and even the name appropriated for a mere color form of *L. pardalinum*. Well described by Baker. In general habit it is like *L. pardalinum*, but the bulbs do not form clumps. The petals are reflexed to their base, the color throughout a brilliant orange red exactly the color of *L. Humboldtii*, not tipped with red as in all forms of *L. pardalinum*. Spotted dark purple. One of the prettiest of Pacific Coast lilies. Ready September 1st.....

20 00

L. PARRYI

One of the finest lilies in the world! Bulb and leaves as in the last, but long trumpet shape flowers, of a fine lemon yellow, and very fragrant.....

20 00 150 00

GROUP III—PARVUM.

Slender lilies with a rhizomatous root, native to moist stream sides or peaty soil. When well grown they attain a height of three to five feet with many flowers.

LILIUM PARVUM Kellogg.

A charming little lily from the alpine regions of the Sierra Nevada in the Lake Tahoe region. The flowers are funnel form, and small, a very brilliant orange red dotted maroon. pale leaves light green. Ready Sept. 1st.....

12 50 100 00

L. Parviflorum

Exactly like *L. parvum* in bulb and general habit but stouter. The flowers revolute, resembling small *L. pardalinum*, and flowering a month earlier (*L. pardalinum* minor). Ready September 15th.....

7 50 50 00

LILIUM MARITIMUM Kellogg.

A rare and beautiful lily, with very dark green foliage. The narrowly funnel form flowers deep red, spotted purple in the throat. Ready September 15th.....

12 50 100 00

GROUP IV.—WASHINGTONIANUM.

100 1000

LILIUM WASHINGTONIANUM.

A lovely lily growing from four to seven feet high with many pure white, very fragrant, trumpet shaped flowers. There are, several forms. My supply is of cultivated bulbs grown in Oregon, and of a hardier better growing character than those of the mountains of California.

7-8 in diameter	9 00	65 00
8-9 " "	11 00	85 00
9-11 " "	12 50	100 00
11-15 " "	15 90	

VAR. PURPUREUM.

This is a pink variety of the Oregon form of L. Washingtonianum and exceedingly beautiful. A colored plate in Van Houttes Flore Des Terres. Feb. 28 1875.

12 50 100 00

LILIUM RUBESCENS S. Watson.

California's handsomest lily, like preceding in stem and leaf. The flowers in a shorter tube with fuller petals, opening pure white turning first pink and then deep wine color, with fresh flowers of these colors at one time. One of the most delightful of perfumes. It is not a hard plant to grow but the bulbs are very liable to decay. I can ship splendid bulbs in perfect shape in November.

20 00 150 00

Trillium.

T. SESSILE Var. CALIFORNICUM

A splendid plant exactly like figure. Petals three inches long, pure white. It has a tendency to grow several plants in a clump.

Var. RUBRA: exactly as in former, except the color is a deep red purple.

T. OVATUM.

A fine sort, resembling the eastern T. grandiflorum, white, turning to wine purple.

Some Odd and Novel Bulbs and Plants.

HESPEROCALLIS UNDULATA

The Lily of the Desert: one of the most lovely of flowers, inhabiting the sandy wastes of the Mohave and Colorado deserts, where the large flowers of waxy whiteness, or tinged with green, "waste their sweetness on the desert air"

20 00

MULLA MARITIMA S. Watson.	1 00	1 00
An early flowering bulbous plant with greenish white flowers.....	3 00	
CHLOROGALUM POMERIDIANUM Kt.		
A large plant with leaves like a Camassia, a tall many branched stem bearing a great number of star like little white flowers, and a large bulb used for soap by Indians.....	6 00	
CHLOROGALUM ANGUSTIFOLIUM K.		
Six inches, to a foot high	4 50	
CHLOROGALUM PARVIFLORUM S. W		
One to two feet.....	4 50	
ALLIUM UNIFOLIUM Kellogg.		
A really handsome leek with large head of pink flower.	2 00	
ZYGADENUS FREMONTII Torr.		
A bulbous plant with leaves like a Camassia and a tall stem with a number of good sized greenish yellow flowers, quite fragrant and flowering very early. This plant is pretty enough to deserve a place in the hardy garden. Very hardy and easily grown.....	3 00	

A Few Beautiful Plants.

Clintonia Andrewsiana. One of the handsomest of woodland plants, having many large and handsome leaves spreading from the base. The stem is slender and bears a number of handsome pink tubular flowers. The fruit is no less beautiful, purple. It grows in deep cool woods in a clayey soil rich in mold. I would not recommend this to all but for those who can care for it it is a gem. Ready Oct. 1st	7 50	
Cypripedium Montanum. This is our large western Ladies' Slipper. It forms a clump producing many stout leafy stems one or two flowered. A lovely flower. It grows in shade in a loose perfectly drained soil rich in mold. Ready Oct. 1st	5 00	
C. Californicum. A handsome bog variety of the Lady Slipper. Ready Oct. 1st	12 50	
Dodecatheon Hendersonii. Shooting Star. American Cowslip A beautiful early flower, deep rose. Easy to grow.	2 25	15 00
D. Clevelandii. Lovely pale pink or white.....	3 00	20 00
D. cernuum. Yellow-flowered.....	3 00	20 00
Leucocrinum montanum. A very lovely early flowering lily-like plant with pure white fragrant flowers. To be grown in sandy soil.....	3 00	20 00

Culture of Calochorti and Brodiaeas.

The culture of these bulbs in such a climate as that of California, where 15 degrees above zero marks the lowest degree of cold is the easiest matter possible. They only need loose loamy soil and perfect drainage. I have had the best success as follows. Make large boxes of two inch plank, ten inches deep. In the bottom place two or three inches of good drainage material, such as gravel or broken brick. Fill up with a light loose soil, sandy loam is good, a mixture of leaf or chip mold is better, but I have had the best results with about $\frac{1}{2}$ loam to $\frac{1}{2}$ spent tan bark, half rotted. Note the soil recommended below. All of the bulbs will do better with a light shade. Erythroniums must have a shady place. An excellent shade can be made with narrow laths or slats nailed on a light framework. Calochorti and Brodiaeas should be planted one or two inches deep, and will thrive one and a half inches apart. When the bulbs are in and covered, it will be found that half an inch of sharp sand will save much weeding. In such a bed the bulbs are safe from gophers and moles. It is better to plant where they will be shaded a part of the day. If it is desired to grow in pots or pans, use similar soil and be careful to give good drainage. The pots can be plunged in sand till blooming time or kept in a cool situation or handled as hyacinths are.

In Garden and Forest of July 7th 1897 Mr. J. N. Gerard of Elizabeth N. J., a successful amateur, writes an interesting letter on the culture of Calochortus from which I extract the following.

"It is probable that many who have ventured to grow them have been disappointed in results, for the cultural directions of the catalogues are usually more or less incorrect. They often recommend cultivation in frames or other conditions which deter most growers from attempting their cultivation. My experience with all the species is that they are not tender nor at all difficult to flower in this latitude in the ordinary garden border. Calochortuses grow naturally in regions rainless in summer and where dormant plants waken into growth in the fall under the influence of moisture, but not necessarily of a light temperature. They are hardy here without protection but must be classed with those bulbs whose foliage will not always endure the rigor of our winters. The successful growth of such bulbs requires that after being thoroughly ripened in the early summer they shall be kept perfectly dormant so late in the year that no foliage can appear above the ground until early in the ensuing spring. The simplest and safest procedure is to lift the bulbs after ripening foliage indicates dormancy, and store them in dry earth in a warm dry place, and plant out where the ground has lost its warmth which in this locality is in November. Under such treatment they grow and flower well here even in soil too hard to work in dry weather and with no other attention than that already suggested. Of course one does not plant bulbs in manured soil or soil rich in humus which will hold water and ferment to their injury."

Culture in England:

A successful grower in London "Garden" writes: "A large raised bed, formed in November, and sloping to the south, was composed of leaf mold and road grit in equal parts, with a similar portion of sharp sand. The bulbs were planted three inches deep, and the whole bed was covered with weeds to throw off the heavy rains and keep the soil open. Many young growths appeared early in January, and by the end of February nearly all were showing above ground. The weeds were then removed. In my opinion a good many failures to grow calochorti may be attributed to late planting. The main points in the culture of calochorti are early planting, a light porous soil, sunny position, protection from heavy winter rains (but not coddling), plenty of water whilst in full growth, and through ripening of the bulbs in August, either by taking them up or placing lights over them."

I would add that experience in England is tending to show that late planting is often best.

I find that Calochorti which are subject to mildew do better if planted in January or February. This is especially true of the desert species such as *C. Kennedyi*, *C. Nuttallii* and *C. macrocarpus*. For these I would always recommend late planting.

Culture of Erythroniums.

These are hardy anywhere. They like a shady place, and requires good drainage. The soil recommended for Calochortus meets their needs well, but will grow in any good loam. Be sure that your bulbs are kept fresh. Some sorts dry out quickly and it will not do to leave them exposed to the air or in a dry place. Your success will depend largely on starting with plump solid bulbs, and early planting is desirable.

Culture of Californian Lilies

Lilies of the *Washingtonianum* and *Humboldtii* groups should have a good deep soil with good drainage, they do better in partial shade as among shrubs or ferns. Plant at least six inches deep.

The lilies of the *pardalinum* group are very easily grown, in any good garden soil. A cooler place with a little shade, like a shrubbery bed, a fern bed or a stream side suits them still better and they make a great growth. The *parvums* are a little more delicate, and a little leaf mold or peaty soil will insure the finest growth.

The rhododendron bed is the ideal situation for all of our lilies.

General Notes.

Plant early. October is none to early.


Don't water continually. Soak up occasionally and leave alone as long as soil is barely moist.

Don't use coarse, rank manure, either barnyard or other.

Don't force too much, the longer the growing season the better.

Don't water after blooming—dry off, and if they cannot be kept dry, take up and lay away in a dry place.

Don't think because California is a warm country that the winter climate is hot. The ground is often frozen stiff for a week at a time where these bulbs are native, and heat is to be avoided until the time of blooming. It will not hurt them if the leaves are occasionally frozen stiff.





CAMASSIA ESCULENTA Lindl.



H. ODIAEA COCCINEA A. Gray.



ERYTHRONIUM GRANDIFLORUM