

## **Historic, Archive Document**

Do not assume content reflects current scientific knowledge, policies, or practices.



*Jac*

6219

LIBRARY  
RECEIVED  
NOV 24 1913

# SEED CATALOGUE

U.S. Department of Agriculture  
1901



GARDEN, FIELD  
AND FLOWER SEEDS  
BULBS, ETC

## Jacobs' Pharmacy

Seed Department,  
6, 8 and 10 Marietta St.,  
ATLANTA, GA.



# DEALING WITH US SAVES MONEY FOR YOU.

---

This Catalogue indicates in a general way a business growth which has put us within a short time in line with the largest and best seed-houses in the country.

But the special business of this book is to furnish information to our friends at a distance who want to know about our seed department, our methods and our prices.

We've taken pains to make it exact and helpful in all ways, and as far as possible to anticipate the questions you'd be apt to ask.

As usual in cataloging, many things are crowded out. But we shall be glad to answer individually all the questions that we haven't answered here in mass.

Our seeds are priced in the same matter-of-fact way as other merchandise we sell—Drugs, Medicine and Whiskies.

No advantage is sought from the inexpertness of the public; and when we say reliable seeds—low prices, our words are as exact as when we say pure drugs—cut prices.

Possibly you are interested in our Drug or Liquor Catalogue. Will send them free if you so desire.

## **Get our Other Catalogues.**

We issue Drug and Liquor Catalogues—sent free to any one who asks for them. They are chuck full of points of interest to the prospective buyer who desires to economize and secure the very best quality of goods and the best and most prompt service in the country.

Address all orders

**JACOBS' PHARMACY,**  
**Atlanta, Ga.**



# General Directions for Ordering Seed.

**How to Send Order:** You will find within an order blank, which please use in ordering seed. Write nothing on the order sheet that does not pertain to it. If any question is asked, requiring an answer, use separate sheet so that it may not be overlooked.

**Terms:** Our terms are SPOT CASH on all seeds.


**C. O. D.** We do not send out *any* Seeds on C. O. D. order.

**How to Send Money.** Express Money-order, Postoffice Money-order, Registered Letter.

**By Express.** Orders too heavy for the mails, five pounds and over can be sent by Express.

**Our Prices.** Remember that prices in this Catalogue are for moderate quantities, and those who are dealers or truckers and use large quantities of seed are entitled to wholesale prices.

**Notice.** While we exercise the greatest care to have all seeds pure and reliable, we give no warranty, expressed or implied, and will not be held responsible for the result of any crop. We however test the germinating qualities of all seeds, and if found below the largest per cent. we do not offer them for sale.

 We do not put up any seeds in packages less than five cent size, but we give you TWO of these for FIVE cents.

---

## MONTHLY GARDEN CALENDER.

**January.** A good time to break up, fertilize and work your land. Now is time to sow such seed as Cauliflower, Kohl Rabi, Cabbage, Egg Plant, Tomatoes in hot beds or cold frames. Extra Early Peas, Onion Sets and Irish Potatoes may be planted.

**February.** Plant Beets, Cabbage, Celery, Carrots, Egg Plant, Salsify, Tomatoes, Potatoes, Corn, Radish, Lettuce, Melons, Onion Sets. In fact any of the hardier seed may be planted. Grass seed may be sown.

**March.** The market gardener will now have planted most all small seeds, but the home gardener will be kept busy. Almost anything can be planted, such as Beans, Beets, Melons, Turnips, Mustard, Cabbage, Potatoes, Radish. Grass seeds may still be sown. Good time to bed Sweet Potatoes, continue to plant Corn.

**April.** Plant Bush Beans, Collards, Corn, Pumpkins, Melons, Squashes, Beets of both kinds, Peas, put out Asparagus roots.

**May.** Plant Okra, Pole and Bush Beans, Lima Beans, or any-thing not planted. You now begin to plant successions.

**June.** Plant succession of Cabbage, Collards, Beets, Ruta Bagas. Your Collards planted in May should now be set out.

**July.** Now begin to prepare for fall garden. Sow Ruta Bagas, Radishes, Lettuce.

**August.** Sow Turnips, Winter Cabbage, Lettuce, Kale, Radishes, Mustard, Snap Beans, Early Peas, Spinach, etc.

**September.** You may still plant Spinach, Radishes, Kale, Mustard, Turnips, Lettuce, Beans. Early Peas, Winter Cabbage, Turf Oats, Rye, Grass seeds.

**October.** Continue to sow Turnips, Spinach, Turf Oats, Clover, or almost any grass for a Winter pasture.

**November.** Use your hot beds and put in Lettuce, Radish, etc.

**December.** Break up thoroughly and deep your land. Fertilize well. You may very profitably sow Cabbage, Tomatoes, Egg Plant, in your hot beds or cold frames for early Spring.

## ARTICHOKE.

This plant is especially adapted to warm climates, but may be grown anywhere. The large green globe is best for the South. Packages, 2 for 5c.; oz. 30c.;  $\frac{1}{4}$ lb. 85c.; lb. \$3.00.

Sow the seed in hot bed in January or February and transplant plants into open ground not later than April or May, or sow in March or April in drills 20 to 24 inches apart. Let rows be four feet apart. Fertilize with plenty of manure containing large per cent. of Nitrogen. Cut the old stocks in the Fall and the plants will last two or more years.

**Jerusalem Artichoke.** This is grown for its tuberous roots, being largely used for cattle, hogs, etc. Plant as potatoes and same time. They are very scarce. Price upon application.

## ASPARAGUS.

The Columbian Mammoth is an excellent variety, pure white and fleshy. Packages 2 for 5c.; oz. 10c.;  $\frac{1}{4}$ lb. 20c.; lb. 50c. Colossal 2 year old roots, 75c per hundred.

**How to Grow from Seed.** Plant in March. Soak seed over night in tepid water; mix with rich soil, roll up in old tow sack and keep damp until sprouted; then plant two inches deep in drills. Make a rich soil very deep in furrows about eight inches and eight inches apart; plant root in bottom of furrow twelve to eighteen inches apart, cover with two or three inches of soil, but as the shoots appear fill in around them with well rotted manure. Garnish with salt twice a year.



## BEANS.

**How to Grow.** When the apple is in bloom, is the proper time to plant Dwarf or Bush Beans, and successions may be made up to within fifty days of frost. Sow the seed thickly in drills at the rate of one quart to one-hundred and fifty feet of drill; make the rows about two to two and one-half feet apart and cover with dirt about two inches deep. When the vines are about a week or ten days old, thin to four or six inches apart. Cultivate well, but do not work them when the vines are wet, as this will cause them to rust. The best soil for the Bean is mellow loam, well dried. Yet stable manure is very good.

### Green Podded Varieties.

**Best of All.** Is a vigorous grower, very hardy; can be planted any time during Spring or Summer. Pods are very long, fine light green color and flat, unqualifiedly stringless. Fine shipper as pods remain green several days after picking. Pt. 15c.; qt. 25c.; pk. \$1.75; bu. \$5.50.

**Early Refugee** or **Thousand-to-one.** Resembles the Red Speckled Valentine—is very prolific. Pods green, round and tender. Good for canning. Pt. 15c.; qt. 25c.; pk. \$1.50; bu. \$5.50.

**Improved Early Red Speckled Valentine.** Perhaps the most popular Bush Bean on the market. It is the earliest of green podded varieties, the most prolific, does not make rank foliage. Kept closely picked they bear nearly the entire season, standing heat and drouth admirably. Pt. 20c.; qt. 35c.; pk. \$2.00; bu. \$6.50.



Extra Early Refugee.





Improved Early Red Speckled Valentine.

**Hopkins Improved Valentine.** Is not quite so early but is of a higher strain, longer pod and more vigorous stalk. The dry bean has dark glossy color. Pt. 25c.; qt. 40c.; pk. \$2.50; bu. \$7.00.

**Early Long Yellow, Six Weeks.** The old time kind. Kidney shape when dry. Vines should be kept well picked or the beans become tough. Pt. 15c.; qt. 25c.; pk. \$1.50; bu. \$5.00.

**Early Mohawk.** An old standard sort, the earliest of all, maturing in 35 to 40 days. Flat podded, most productive of any bush bean. When well picked will bear until July. Pt. 15c.; qt. 25c.; pk. \$1.50; bu. \$5.00.

**Burpees Stringless Green Pod.** About as early as the Valentine, producing much the same pod only larger and better quality. Good bearer and longer bearing period. Pt. 25c.; qt. 40c.; pk. \$2.00; bu. \$7.00.

Call for our Fowl, Stock and Insect Powder,

### BUSH BEANS.—Wax Podded Varieties.



Dwarf German Wax.



**Dwarf German Wax.** Generally known as "Black Wax" is beyond question the most popular of any of the Dwarf Wax kind. It is at once the earliest and decidedly the most prolific. Bears thicker planting. Pods nearly round, crisp, fine flavor and stringless. Pt. 15c.; qt. 25c.; pk. \$1.50; bu. \$5.00.



Curries Rust Proof Wax.

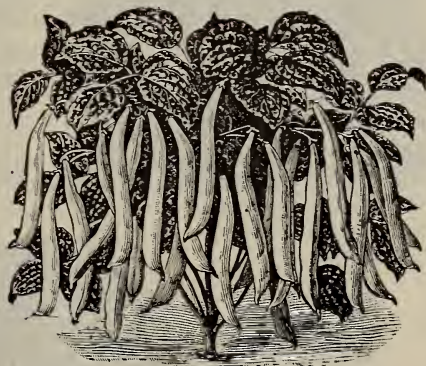
**Curries Rust Proof Wax.** Beyond question this bean is rust proof. A large yielder. Stands the drouth. Pods long, straight, golden color and never get spotted by rust, hence a good shipper and the very bean for the market gardener. Pt. 20c.; qt. 35c.; pk. \$1.75; bu. \$6.00.

**Dwarf Speckled Kidney Wax.** Pods, long, broad and flat. Very tender, stringless and when cooked, delicious, some plant no other kind. Pt. 20c.; qt. 35c.; pk. \$2.00; bu. \$7.00.

**Dwarf Golden Wax.** An old standard sort. Under favorable conditions matures in forty days. Has lovely waxen color, stringless and tender. Pt. 15c.; qt. 25c.; pk. \$1.75; bu. \$6.00.

**Extra Early Refugee Wax.** Largely grown in the South for shipping to Northern markets. Can be planted earlier than any other wax bean. Pt. 15c.; qt. 25c.; pk. \$1.75; bu. \$6.00.

It must be remembered that prices quoted in this Catalogue are for moderate quantities. Parties having need for large quantities will get the bottom price.




Dwarf Speckled Kidney Wax.

## POLE BEANS.

While Bush Beans are good, and very convenient to raise, yet if you will provide supports for the pole varieties, our experience has taught us that the pole bean is more prolific contains more meat and is better flavor than the Bush Bean.

Our prices on Beans do not include delivery charges. If ordered by mail add 10c. pt.; 25c. qt. postage. Large quantities by freight or express at Catalogue prices.

 We pay the postage on all garden seed except BEANS and PEAS.



Kentucky wonder or Texas Pole.

**Crease Back or Fat Horse.** This bean does best planted early and well fertilized, thereby securing rank growth whereby mature marketable pods, will be grown in about eight weeks. It is one of the earliest and most profitable Pole Beans. The dry bean is white and small, very much like the Navy. Pods are green, stringless, nice length and grow in clusters. Pt. 20c.; qt. 35c.; pk. \$2.00; bu. \$7.00.

**White Dutch Case-Knife.** (Corn Field Bean.) Pods are long, green, flat, resembling the old time Butter Bean, is the standard among farmers who plant them largely among the corn. Very nice also as a shelled bean. Pt. 15c.; qt. 25c.; pk. \$1.75; bu. \$6.00.

**German Wax Pole.** This is the standard in Wax Pole Beans. They are fine as snaps and keep in edible condition for quite a while. Ripe beans are produced in 70 to 75 days. Pt. 20c.; qt. 35c.; pk. \$1.75; bu. \$6.00.

**Kentucky Wonder or Texas Pole.** This bean may be planted from middle of April until last of August. The vines will commence to bear in 50 to 60 days. The pods are a beautiful green, entirely round and a good keeper. As a bearer and an all-around good bean it has no equal. The vines if furnished support will attain a height of twenty-five feet. The pods attain a length of fifteen inches. They are edible from two inches long to fifteen inches. Come to us for the true seed. Pt. 20c.; qt. 35c.; pk. \$2.00; bu. \$7.00.



⚔ Burpees and Hendersons Bush Lima.



As a fertilizer for either Bush or Pole Beans, kainit is preferable as it has a sufficient amount of available potash and contains other agents that tend to prevent blight and besides has the property of retaining moisture, thereby enabling the bean to survive the dry weather.

**Bush Limas.** As a fertilizer anything used that is rich in Potash is preferable. Too much nitrogen causes rank growth and fires the vines.

**Burpees Bush Lima and Hendersons Bush Lima,** are the two best on the market. Pt. 20c.; qt. 35c.; pk. \$1.75; bu. \$7.00.

Our Catalogue free, send for it.

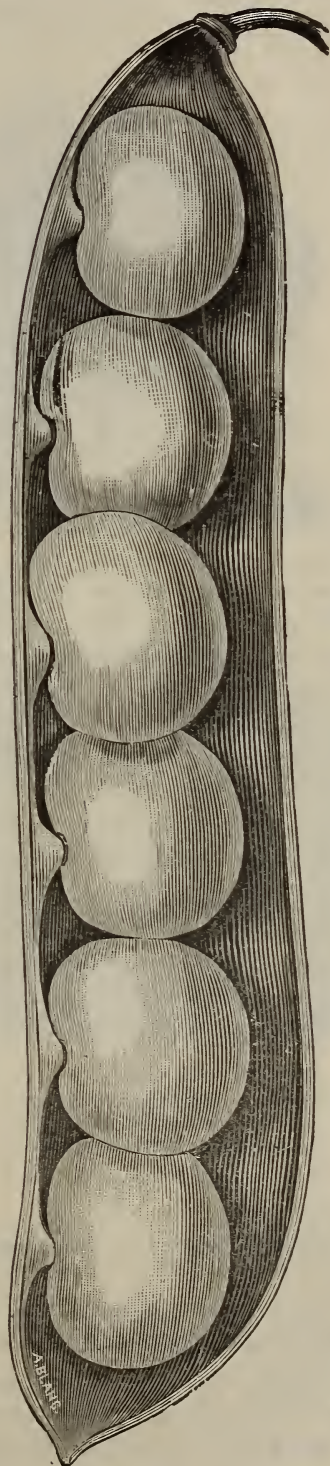
### POLE LIMAS.

**Carolina or Scroll.** While this variety is one of the smallest, yet it is the most generally cultivated. It is hardier than the large varieties and more easily cultivated, is earlier, is equal in flavor, is more prolific and the certainty of its coming is rarely in doubt. It bears later than other varieties. It will yield until frost. Pt. 20c.; qt. [35c. pk. \$1.75; bu. \$6.00.

**Extra Early Large White Limas.** This is a standard variety of the large kind, a good grower [and good quality. Do not plant too early as they are easily killed by frost. Pt. 20c.; qt. 35c.; pk. \$1.75; bu. \$6.50.

### Get Our Other Catalogues.


We issue drug and liquor catalogues—sent free to anyone who asks for them. They are chuck full of points of interest to the prospective buyer who desires to economize and secure the very best quality of goods and the best and most prompt service in the Country.



Large Limas.



## BEETS.



**For Table Use.** How to grow. The seed may be sown in drills about the first of April, or earlier owing to climate, in open ground. Rows about two feet apart thinning plants to about three inches or more, or sow in hot beds or cold frames in February or March and transplant the same as cabbage only not so early. Fertilize with kainit or muriate of potash.

**Extra Early Egyptian Turnip Beet.** An unusually early kind, dark red color, making small top, matures in about 50 days. We recommend it for your first planting. Package, 2 for 5c. ; oz. 10c. ;  $\frac{1}{4}$ lb. 20c. ; lb. 50c. ; 5 lbs. \$2.00.

**Extra Early Turnip Beet.** Earlier than the Egyptian, less top thereby more available for forcing. Packages, 2 for 5c. ; oz. 10c. ;  $\frac{1}{4}$ lb. 25c. ; lb. 75c.

Remember you get two full size packages of seed for five cents.

**Atlanta's Earliest.** This is the earliest grown. It originated with a leading market gardener and was brought to perfection after years of patient, careful cultivation. It is a rich, blood-red but of fine grain and flavor; of smooth and rapid growth. Top and tap being very small. Package, 2 for 5c. ; oz. 10c. ;  $\frac{1}{4}$ lb. 25c. ; lb. 75c.

**Improved Long Blood Beet.** An excellent variety for table and stock. It is deep red, very tender. Package, 2 for 5c. ; oz. 10c. ;  $\frac{1}{4}$ lb. 25c. ; lb. 60c.

**Crosbys Extra Early Egyptian.** This is different from the common Egyptian in that it never has a hard tough neck; is of better quality and finer strain. Package, 2 for 5c. ; oz. 10c. ;  $\frac{1}{4}$ lb. 20c. ; lb. 60c.

**Extra Early Bassano.** Extra early, very sweet. Package, 2 for 5c. ; oz. 10c. ;  $\frac{1}{4}$ lb. 20c. ; lb. 60c.

**For Stock.** We carry the Mammoth Long Red Mangel, Golden Globe Mangel, Orange Globe Mangel, Golden Tankard Mangel. Oz. 5c. ;  $\frac{1}{4}$ lb. 15c. ; lb. 40c.

**Broccoli.** The seed should be sown in Spring and transplanted in Summer into rich ground and watered occasionally to assist its growth.

**Walcherin.** This kind is best adapted to the South, with proper culture will make large solid heads. Package, 2 for 5c. ; oz. 25c. ;  $\frac{1}{4}$ lb. 75c. ; lb. \$2.50.

**CABBAGE--Early Varieties.**



Early Jersey Wakefield.

**Early Jersey Wakefield.** This is one of the best Cabbage grown. As a market variety, it is unexcelled. It is of uniform size, solid, hard, good shipper. Packages, 2 for 5c.; oz. 20c.;  $\frac{1}{4}$  lb. 75c.; lb. \$2.75.

**Early York.** An old standard variety. Well known. The head is small and firm. Stands the heat, and is early. Packages, 2 for 5c.; oz. 15c.;  $\frac{1}{4}$  lb. 50c.; lb. \$1.50.

**Early Winningstadt.** An unusually early, sharp head. Good eating and keeping qualities. Packages, 2 for 5c.; oz. 25c.;  $\frac{1}{4}$  lb. 50c. lb. \$1.50.

**Charleston Wakefield.** It is claimed to be an improvement on the Jersey Wakefield is sure to head, and originated in the South. Packages, 2 for 5c.; oz. 25c.;  $\frac{1}{4}$  lb. 75c.; lb. \$2.75.

**Burpee's All Head.** A sure header. Few surplus leaves. Head broad, flat. Stands heat admirably. Packages, 2 for 5c.; oz. 20c.;  $\frac{1}{4}$  lb. 65c.; lb. \$2.00.

**Improved Early Flat Dutch.** There is no difference between this Cabbage and the Early Drum-head, except in the formation of the head. This being flat. Packages, 2 for 5c.; oz. 15c.;  $\frac{1}{4}$  lb. 50c.; lb. \$1.75.

**Improved Early Drumhead.** This Cabbage is one of the very best. Stands heat. Makes large solid heads, weighing as much as twenty pounds. Be careful where you buy your seed, as this cabbage, like others, has imitators. Ours are pure. Packages, 2 for 5c.; oz. 15c.;  $\frac{1}{4}$  lb. 50c.; lb. \$1.50.



Burpee's All Head.

**Henderson's Early Summer.** This variety is the earliest of the flat-heads, coming in only a few days behind the Jersey Wakefield. Has very few surplus leaves. Stands heat and drouth well. Can be planted for Fall or spring. Packages, 2 for 5c.; oz. 20c.;  $\frac{1}{4}$  lb. 75c.; lb. \$2.50.

**Late Varieties.**

**Large Late Flat-Dutch.** This is a very old and well-known variety in the South. Secure your seed from us and get the genuine stock. Packages, 2 for 5c.; oz. 15c.;  $\frac{1}{4}$  lb. 50c.; lb. \$1.50.

**Improved Large Late Drumhead.** There is none superior to this variety for any season. We have described it above. Packages, 2 for 5c.; oz. 15c.;  $\frac{1}{4}$  lb. 50c.; lb. \$1.50.

**Fottler's Brunswick Drum-head.** This variety produces a very large and firm head. It is very stocky. Thick, short stem. Stands heat and drouth. A good Southern Cabbage. Packages, 2 for 5c.; oz. 15c.;  $\frac{1}{4}$  lb. 50c.; lb. \$1.50.



Large Late Flat Dutch.



**Florida Header.** Easily the earliest of all large varieties. The seed are Southern grown, and pure. Good keeper. Fine shipper. Heads compact. Packages 2 for 5c.; oz. 20c.;  $\frac{1}{4}$  lb. 75c.; lb. \$2.50.

**The Great Sure Head.** As its name implies, it never fails to head. Heads great size, and is a ready shipper. Packages, 2 for 5c.; oz. 15c.;  $\frac{1}{4}$  lb. 50c.; lb. \$1.50.

To destroy Potato Bugs, spray with Paris Green.



Late Drum-head.

Write for particulars if you are bothered with potato bugs.



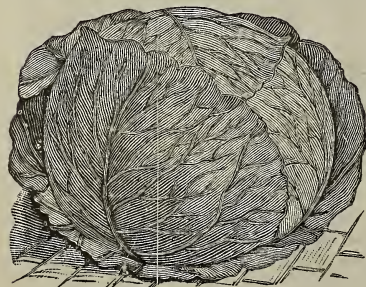
The Great Sure Head.

**Vandegraw.** This is a hybrid. Plant either Spring or Fall. Leaves rich green color. Head flat and broad. Never bursts open. Packages, 2 for 5c.; oz. 15c.;  $\frac{1}{4}$  lb. 50c.; lb. \$1.50.

**Drumhead Savoy (American.)** This is a winter variety. Stands cold, and is seldom injured by cold in the South. Frost renders it tender. Heads are nice size. Packages, 2 for 5c.; oz. 15c.;  $\frac{1}{4}$  lb. 50c.; lb. \$1.50.

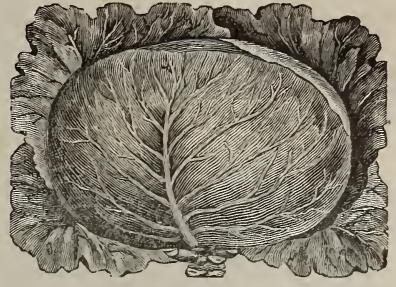
**Hendersons Succession.** This is a large head, short stem sort. Is sure to head. Stands heat. Heads are flat and green color. Packages, 2 for 5c.; oz. 20c.;  $\frac{1}{4}$  lb. 75c.; lb. \$2.75.

**All Seasons.** This variety can be planted almost any month and produces nice heads. It is a good shipper. Packages, 2 for 5c.; oz. 20c.;  $\frac{1}{4}$  lb. 60c.; lb. \$2.00.






**How to Grow Cabbage.** Most failures in Cabbage culture arise from ignorance as to how to grow. First, deep culture is absolutely essential. The soil should be well pulverized and very rich, and the plants kept well worked. Transplanting superinduces an early head, and is therefore advised. Seed should be sown for Spring and early Summer in cold frames or hot-beds, and transplanted from February to April. Rows should be three feet apart, and plants eighteen inches to two feet, according to size of Cabbage. Never plant any cabbage but American grown seed. The best fertilizer: Make a compost of kainit raw bone meal and nitrate soda. Home gardeners may use barn-yard manure to a good advantage.



Flottler's Early Brunswick.

## CARROTS.

Carrots require a deep rich soil. Sow early in the spring—say when the earliest peaches bloom. It takes some time for them to grow to perfection, and early sowing prevents drouth affecting them so much. Carrots may be sown as late as September, if seasonable. Fertilize with acid phosphate and kainit composted with stable manure.



Improved Half Long Scarlet.

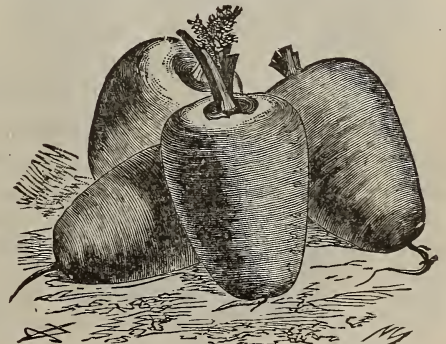
**Early Ox Heart or Guerande.** A French variety of recent introduction, which is a decided acquisition. It is inter-mediate between Half Long and Horn varieties. Shape nearly oval, and quality all that can be desired. Packages 2 for 5c.; oz. 10c.;  $\frac{1}{4}$  lb. 25c.; lb. 75c.

**Half Long Chanteau.** This may be called a model or perfect variety, not only for its beautiful and regular form, its brilliant orange color, but for its great uniformity of growth, its earliness, productiveness and fine flavor. It is twice the size of Early Ox Heart. It is earlier than the Half Long Danvers, and the most suitable market variety. Packages, 2 for 5c.; oz. 10c.;  $\frac{1}{4}$  lb. 25c.; lb. 75c.

**Danver's Half Long Scarlet.** A very desirable kind for market gardeners. Bright orange-red color, and very productive. Packages, 2 for 5c.; oz. 10c.;  $\frac{1}{4}$  lb. 25c.; lb. 75c.

**Early Half Long Scarlet.** The roots are of a beautiful scarlet color, perfectly cylindrical in form, with a blunt rounded point, smooth skin, and neck of the root hollowed out around the leaf-stalk; flesh sweet and mild flavor, and almost colorless. Packages, 2 for 5c.; oz. 10c.  $\frac{1}{4}$  lb. 25c.; lb. 75c.

**Buist Improved Long Orange.** For a general crop this is very popular. It is of a bright scarlet color, and very productive; in deep, rich soil will grow two feet in length, and produce six hundred bushels to the acre. Packages, 2 for 5c.; oz. 10c.;  $\frac{1}{4}$  lb. 25c.; lb. 75c.



Early Ox Heart, or Guerande.



## CAULIFLOWER.

**Early Snow-Ball.** This is one of the earliest sort to produce heads. Scarcely ever having the bitter taste so common in other kinds. In our opinion it is the only kind worthy of mention. Packages, 10c. and 25c.; oz. \$2.00; lb. \$28.00.

**How to Grow Cauliflower.** Directions are practically the same as to cabbage. Seed may be sown in hot beds or cold frames in December. transplanted in Spring, in rows three feet apart, and plants about fifteen inches apart. Cauliflower will not head in Summer, therefore, transplant so as to bring them on before it is too hot. Plants resist cold to a certain degree, and it is a severe frost that will kill.

Our seed are all fresh—no “carried-over” stock.

## CELERY.



**Giant White Plum.** An excellent variety producing large broad stalks, elegant flavor, package 2 for 5c.; oz. 15c.;  $\frac{1}{4}$ lb. 50c.; lb. \$1.50.

**Golden Self Blanching.** This produces a straight vigorous stalk, heart rich golden color succulent nutty, and tender. Comes nearer blanching itself than any other kind, package 2 for 5c.; oz. 25c.;  $\frac{1}{4}$ lb. 85c.; lb. \$3.50.

**Giant Pascal.** A very tall heavy sort. Very large solid stalks, rich and tender.

Best keeper and easy to grow, package 2 for 5c.; oz. 15c.;  $\frac{1}{4}$ lb. 50c.; lb. \$1.50.

**How to Grow.** Prepare in early Spring a good seed bed by forking to the depth of fifteen to twenty inches, and have it substantially rich. To prevent blight apply to the seed bed a small amount of kanit. Sow the seed thickly and keep well watered, keep weeds out. When plants are about three inches tall transplant to another bed similarly prepared. Cultivate Well. About August first reset these plants in rows three feet apart and four to five inches in the drill. When full growth is attained commence to bleach. This is done by pulling the earth up to the plant. Celery does better in rich mucky land. It requires a great deal of water.

**Fertilizer.** Any well rotted farm yard manure will do for Celery.

## COLLARDS.

Grow as same as cabbage, only the seed should not be sown until about May and plants set in June or July. Fertilize same as cabbage.

**Southern or Georgia, Georgia White Head, Blue Stem,** are all excellent varieties Package 2 for 5c.; oz. 10c.;  $\frac{1}{4}$ lb. 25c.; lb. 75c.

## CORN.—Sugar Varieties.

**Mammoth Sugar.** Stalks perfect, ears very small.

**Early Corey.** The earliest sweet variety known, small ears.

**Stowells Evergreen.** Very productive, large ears, prime for canning, grains deep and sugary, pint 10c.; quart 15c.; peck 75c.; bushel \$3.00.

**Country Gentleman.** Long slim grain, superior quality. Excellent flavor, small cob.

**Adams Extra Early.** This is a hardy variety, earliest of all.

**Adams Early.** This is the same as the extra early only the ears are larger and is some ten days later in maturing, pint 10c.; quart 15c.; peck 60c.; bushel \$2.00.

**Southern White Snowflake.** This is the earliest large variety, producing long ears, rows well lined. Grain good size, white cob. The grain produces finest white meal, pint 10c.; quart 15c.; peck 60c.; bushel \$2.00.

**Owens Red Cob.** Perhaps the finest field corn in the South. Pint 10c.; quart 15c.; peck 50c.; bushel \$1.50.

**Blounts Prolific.** Remarkably prolific frequently producing six ears to one stalk, of eight rows each. Ears are short.

**White Hickory King.** A fine field sort makes broad large, flat grain, has exceedingly small cob. Pint 10c.; quart 15c.; peck 50c.; bushel \$1.50.


**Improved White Dent.** A very fine sort following close on the snowflake in maturing. Produces larger ears. Good for table, good for general crop. Pint 10c.; quart 15c.; peck 50c.; bushel \$1.50.

Our seeds are true to name and fresh.

**Cress.** (Culture) Cress, or Pepper grass, makes a fine Spring salad. Sow in drills or broad cast. The flavor is delicate, excellent for seasoning, a lovely garnishing, also ornamental for dining table. It is entirely different to water cress.

The extra curled cress is about the best for salads, etc. A vigorous grower. Delicate flavor. Package 2 for 5c.; oz. 10c.;  $\frac{1}{4}$ lb. 20c.; lb. 50c.

**Water Cress.** This can only be grown successfully in a marshy place, where there is plenty of water. It is perennial, and when firmly established, lasts a lifetime. Package 2 for 5c.; oz. 40c.;  $\frac{1}{4}$ lb. \$1.75; lb. \$4.00.





## CUCUMBERS.



Long Green Cucumber.

**Improved White Spine Cucumber**, one of the best and earliest.

**Cucumber**. Early Frame. A very vigorous grower; very early, short, green and a fine germinator. A good pickler. Package 2 for 5c.; oz. 10c.;  $\frac{1}{4}$  lb. 20c.; lb. 50c.

**Jersey Pickle**. This is a small green pickle, resembling very much the Chicago pickle, only it bears later. It will bear until frost. Package 2 for 5c.; oz. 10c.;  $\frac{1}{4}$  lb. 20c.; lb. 50c.



Improved White Spine Cucumber.

**Chicago Pickle**. This is a very hardy prolific sort, a lovely dark green color. More prolific than the Jersey Pickle. It is decidedly a fine pickler. Package 2 for 5c.; oz. 10c.;  $\frac{1}{4}$  lb. 20c.; lb. 50c.

**Japanese Climbing**. May be grown as an ordinary cucumber or made to climb a trellis or pole as readily as a bean. Package 2 for 5c.; oz. 10c.;  $\frac{1}{4}$  lb. 15c.; lb. 40c.

**Early Cluster**. A standard variety of the earlies. Very prolific and fruit is borne in clusters. Fruit dark green, luscious flavor. Few seed. Package 2 for 5c.; oz. 10c.;  $\frac{1}{4}$  lb. 20c.; lb. 50c.

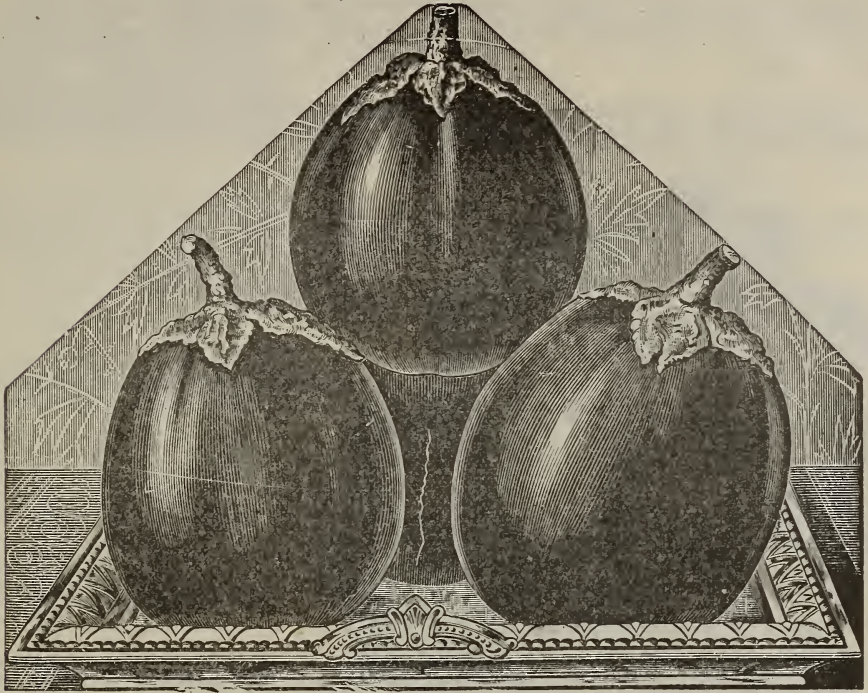
— **Everbearing** The most productive ever planted. Fruit, small, dark green will keep bearing until frost. Package 2 for 5c.; oz. 10c.;  $\frac{1}{4}$  lb. 20c.; lb. 75c.



Jersey Pickle.



## EGG PLANT.



**Egg Plant.** There are but two kinds that are much planted.

□ **Improved New York Purple** is of large size lovely dark purple, is hardy and more certain to bear than other kinds. For the market is the leading sort. Package 2 for 5c.; oz. 35c.;  $\frac{1}{4}$  lb. \$1.00; lb. \$3.50.

**Improved Thornless.** While the New York Purple is a hardier kind, yet the Thornless is more productive. The fruit very large, fine shaped and a rich purple. Package 2 for 5c.; oz. 35c.;  $\frac{1}{4}$  lb. \$1.00; lb. \$3.50.

**How to Grow.** For early use sow in hot beds early in Spring. Keep the beds moist, and protect from cold. When all danger of frost is past, transplant in rows two feet apart and in drills twenty to thirty inches apart.

**Fertilizer.** Well rotted stable manure, mix with kainit about two hundred pounds to the ton. By adding kainit you not only supply potash, but lessen the chances of blight and destruction by bugs.


☞ We test all of our seeds, and while we do not guarantee the germination of any seed, we know from our test that they are positively good seed.

## ENDIVE.

**Endive.** Sow in drills; begin as soon as all danger of frost is over, and keep sowing until last of September. Sow in drills, but thin to say eight inches apart. When the leaves are seven or eight inches long, tie them up for blanching.

**White Curled Endive.** A beautiful kind, leaves pure white, fine for garnishing or eating. Package 2 for 5c.; oz. 15c.;  $\frac{1}{4}$  lb. 50c.; lb. \$1.50.

**Green Curled.** The leaves are crisp and tender, will blanch white. Can stand out doors through the winter. Package 2 for 5c.; oz. 15c.;  $\frac{1}{4}$  lb. 50c.; lb. \$1.50.



## KOHL RABI.

**Early White Vienna.** This is a very early as well as rapid grower, bulb full size green color, tender and appetizing. The best for table use. Package 2 for 5c.; oz. 20c.;  $\frac{1}{4}$ lb. 65c.; lb. \$2.00.

**How to Grow.** Cultivate the same as cabbage. The bulb, which is formed above the ground makes an exceedingly delicious dish.



Curled Kale.

**Kale.** This belongs to the cabbage tribe. May be sown whenever you can sow turnips but always in drills. Sow in the fall, it should be early enough to be toughened by frost before exceeding cold weather. Fertilize same as cabbage.

**Dwarf Curled Scotch.** Green Scotch and Dwarf German are the standard varieties. Package 2 for 5c.; oz. 10c.;  $\frac{1}{4}$ lb. 20c.; lb. 75c.

**Leek.** Improved Large London Flag, is the standard. Very early. Package 2 for 5c.; oz. 25c.;  $\frac{1}{4}$ lb. 75c.; lb. \$2.50.

The Triumph potato is the best and earliest.

## LETTUCE.

**Early Cabbage.** An out-door variety. Large heading, stands heat and remains in an edible condition longer than most kinds. Packages, 2 for 5c.; oz. 15c.;  $\frac{1}{4}$ lb. 35c.; lb. \$1.00.



Jacob's Early Cabbage Lettuce.

**Jacob's Early Cabbage** This lettuce makes the largest and most solid head of any kind. It is very hardy, rapid grower and will produce a head under proper conditions as large as a cabbage. Cultivate often and deep. Packages, 2 for 5c.; oz. 20c.;  $\frac{1}{4}$ lb. 50c.; lb. \$1.50.



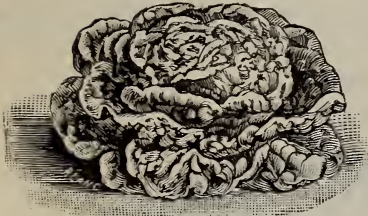
Early Cabbage or Butter Lettuce.

**Curled Simpson.** (Black Seeded.) A fine forcing variety. Leaves tender and crisp. Very early. Good for Fall or Spring. Packages, 2 for 5c.; oz. 15c.2  $\frac{1}{4}$ lb. 35c.; lb. \$1.00.

**Boston Market.** A small, extremely early variety for forcing, it is unexcelled, but is too small for out-door culture. Succeeds well under glass or in hotbeds. Packages, 2 for 5c.; oz. 15c.;  $\frac{1}{4}$ lb. 35c.; lb. \$1.00.

**Big Boston.** Is a sure header. Produces large heads. Earliest in market. Packages, 2 for 5c.; oz. 15c.;  $\frac{1}{4}$ lb. 35c.; lb. \$1.00.





Early Dutch Butter Lettuce.

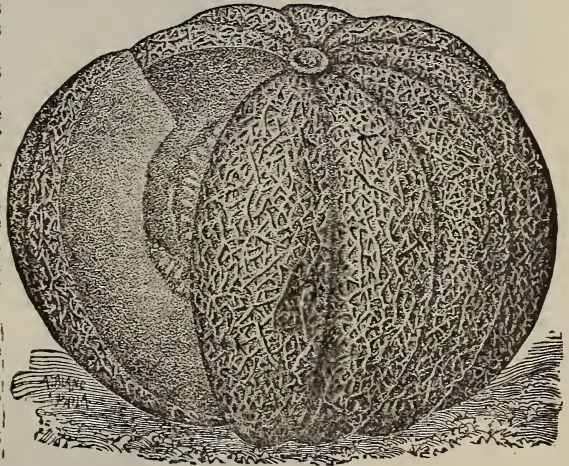
**Early Hanson.** A large, early variety, producing good-size heads of the finest eating quality. Is very good forcing kind, but does better out-doors. Packages, 2 for 5c.; oz. 15c.;  $\frac{1}{4}$ lb. 35c.; lb. \$1.00.

**MUSKMELON OR CANTELOUPES.**

**New Early Hackensack.** This is one of the prettiest shaped melons to be had; beautifully ribbed, tough, green and a fine shipper. Flesh light pink, exceedingly sweet and juicy. It is one of the earliest. Average weight, 5 to 10 lbs. Packages, 2 for 5c.; oz. 10c.;  $\frac{1}{4}$  lb. 25c.; lb. 75c.

**Washington Market.** Is very flat, deeply ribbed, thickly netted. The skin is green and rough; flesh rich, creamy yellow, granulated and sweet as can be. Packages, 2 for 5c.; oz. 15c.;  $\frac{1}{4}$ lb. 50c.; lb. \$1.50.

**Hackersack or Turk's Cap.** The flesh is light green, very sugary and of fine flavor. Melon is oval shape, flattened at ends. Splendid shipper. Packages, 2 for 5c.; oz. 10c.;  $\frac{1}{4}$  lb. 20c.; lb. 50c.



Extra Early Hackensack Muskmelon.

**Netted Nutmeg.** Very prolific. Small, dark green, ribbed. Flesh light-green, juicy. Packages, 2 for 5c.; oz. 10c.;  $\frac{1}{4}$ lb. 20c.; lb. 50c.

**Acme or Baltimore Market.** The flesh is rich green, very sweet and sugary. The melon is a half long, pointed at the ends, thickly netted, deep ribbed and of uniform size. Packages, 2 for 5c.; oz. 10c.;  $\frac{1}{4}$ lb. 20c.; lb. 50c.

**Pineapple.** A nice-flavored kind; having the taste and odor like a pineapple. Flesh is thick yellowish-green color, juicy and sweet. Packages, 2 for 5c.; oz. 10c.;  $\frac{1}{4}$ lb. 25c.; lb. 75c.



Acme Muskmelon.

**Rocky Ford.** The most popular with restaurants and hotels. It is small oval shape, finely netted, slightly ribbed; flesh green and cream color, fine flavor. Packages, 2 for 5c.; oz. 10c.;  $\frac{1}{4}$ lb. 20c.; lb. 75c.

**Emerald Gem.** The flesh is of rich salmon color, is very sweet and has rich flavor. Fruit is of good size, very smooth and of a deep emerald green. Worms do not trouble it as they do some other kinds. Packages, 2 for 5c.; oz. 10c.;  $\frac{1}{4}$ lb. 20c.; lb. 50c.

**The Banquet.** This is considered as near worm-proof as can be. It is almost round, is not ribbed, but is covered with dense netting. The flesh is deep and of a light green; fragrant, melting and sweet. Packages, 2 for 5c.; oz. 15c.;  $\frac{1}{4}$ lb. 40c.; lb. \$1.25.

Other fine Melons which we catalogue are Bay View, Jenny Lind, Netted Green Citron, Champion Market, New Orleans Market, Montreal Market.

**How to Grow.** Plant in hills four to five feet apart in rich, loam soil. Seed should be planted about time corn is planted, or when the apple blooms. Put plenty of well-rotted stable manure in each hill. Leave a "stand" of two plants to the hill.


**Fertilizer.** Don't use green manure. A little potash with leaf mould is excellent.



**How to Avoid Worms.** First select varieties that worms do not molest. Another way which is more tedious is to put small strips of tarred paper under each plant with the tarred side down.

Do not hesitate to write us for any information desired.

### WATERMELON.



Augusta Rattlesnake Watermelon.

**Augusta Rattlesnake.** There are several kinds of Rattlesnake Melons. This kind has larger seeds and always have two distinct black eyes. The rind is thin and tough; flesh is rich, tender juicy and contains more meat to the gross heft than any melon grown. It is nearly as early as the earliest; is a fine shipper and keeper. 2 packages 5c.; oz. 10c.;  $\frac{1}{4}$ lb. 25c.; 1lb. 75c.

**The Jones Melon.** This is a true Southerner, originated in Georgia and has been a good shipper for the grower. The melon is very large and solid, olive color, rind firm and thick; flesh is bright red, crisp and tender, sweet and juicy. It is also a rapid grower and often weighs 50 to 60 lbs. Packages, 2 for 5c.; oz. 10c.;  $\frac{1}{4}$ lb. 20c.; lb. 50c.



Kolb's Gem Watermelon.

**Kolb's Gem.** This melon is of long standing, being originated by Capt. R. F. Kolb, formerly Superintendent of Agriculture of Alabama. It is finely-shaped, green, prolific, tough rind; flesh bright red, firm. Good shipper. Packages, 2 for 5c.; oz. 10c.;  $\frac{1}{4}$ lb. 20c. lb. 50c.

We are large dealers in flower seeds, Write for what you wish.



**Sweet Heart Melon.** There is no better shipper, as the fruit retains its good qualities for several days after being pulled. Flesh bright red, firm, solid, but very tender, melting and sweet. Fruit is large, oval, large. Packages, 2 for 5c.; oz. 10c.;  $\frac{1}{4}$ lb. 20c.; lb. 50c.

**The Dixie.** This is a hybrid of the Kolb Gem, but by some thought superior. It is oblong in shape, scarlet flesh, melting and very sweet. It is fine for the table, but not as a shipper. Packages, 2 for 5c.; oz. 10c.;  $\frac{1}{4}$ lb. 20c.; lb. 50c.

**Seminole.** An extra early variety. Very popular, very large, splendid flavor. The seed will often produce gray and green melons from same vine, but the number of the gray predominate. Packages, 2 for 5c.; oz. 10c.;  $\frac{1}{4}$ lb. 20c.; lb. 50c.

**The Jones Melon.** This celebrated variety was lately introduced by Mr. Phillip S. Jones of Georgia, and will in a few years become equally as popular with melon growers as the celebrated Kolb Gem. In almost every respect it is far superior to that variety. It has fine table qualities which the Kolb is lacking; it is of a solid green color; flesh bright red, exceedingly juicy and sweet and melting. They frequently attain to weight of 75 to 80 lbs. It is one of the best kind for shipping. Packages, 2 for 5c.; oz. 10c.;  $\frac{1}{4}$ lb. 20c.; lb. 50c.

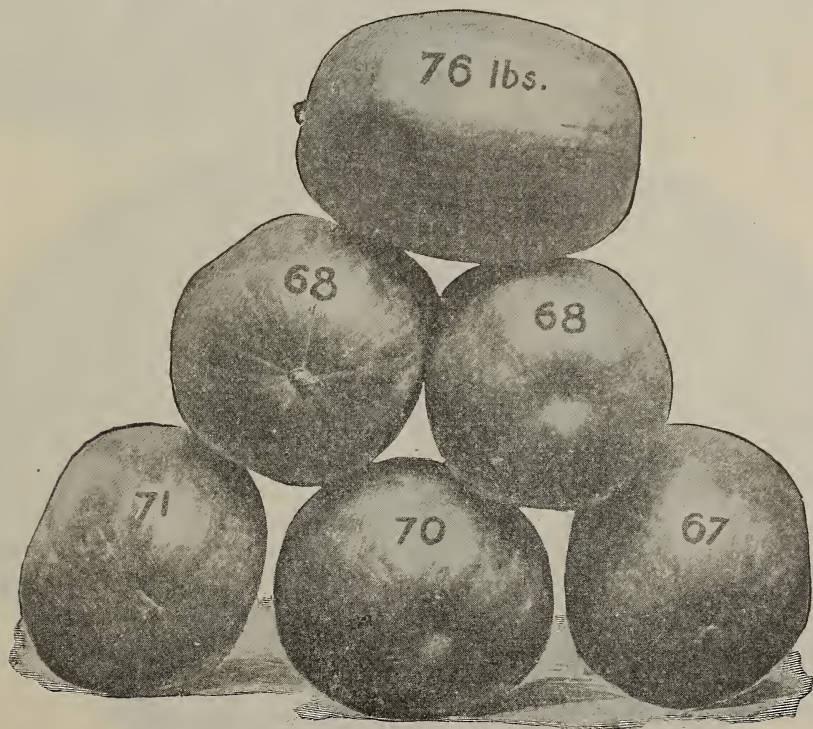
**Jordan's Gray Monarch.** This was introduced by Mr. W. B. Jordan of Virginia. Well adapted to the Southern States. A great favorite in Georgia and Alabama. Its size is immense, frequently producing melons to weigh 90 lbs. The skin is of a lovely mottled-gray color; long and exceedingly thin rind; flesh bright crimson, and sweet and delicious flavor. Its shipping qualities are unsurpassed. Packages, 2 for 5c.; oz. 10c.;  $\frac{1}{4}$ lb. 20c.; lb. 60c.

**Dark Iceing.** Dark skin, thin rind, crimson flesh, solid and delicious. Fine market kind. Packages, 2 for 5c.; oz. 10c.;  $\frac{1}{4}$ lb. 20c.; lb. 50c.

**Light Iceing.** Same as the above, only the skin is a light gray. Packages, 2 for 5c.; oz. 10c.;  $\frac{1}{4}$ lb. 20c.; lb. 50c.

**Ice Cream.** (White Seeded.) This variety grows to a medium size, nearly oval, of a pale green color, and has a thinner rind than any other kind; flesh bright crimson, crisp, and delicious flavor. Packages, 2 for 5c.; oz. 10c.;  $\frac{1}{4}$ lb. 20c.; lb. 50c.

**Jumbo.** This is a rapid grower, large growth. Red meat, tender and brittle, very sweet. This is also a Georgia Melon. Packages, 2 for 5c.; oz. 10c.;  $\frac{1}{4}$ lb. 20c.; lb. 50c.



Premium Triumph Watermelon.

**The Triumph.** Unquestionably the largest grown melon South. They have been grown in Georgia to weigh 149 lbs. A Triumph melon was sent to Governor Candler of Georgia last year and in returning thanks for the same he says, that 43 persons, including

four negroes, ate of that melon and had plenty and says, that it was fine, solid and luscious. Beware where you get your seed of this melon, as they are scarce; very few in a melon and they can not be sold cheap. Packages, 2 for 5c.; oz. 10c.;  $\frac{1}{4}$ lb. 25c.; lb. 75c.

**How to Grow.** The soil must be rich loam and deep. Uplands or lowlands, must be sufficient moisture. The hills should be made about eight to ten feet apart and filled nearly full of well-rotted stable manure. A fine way to hold the moisture is to place several cobs in the bottom and middle of the hill. Sandy lands will require potash, hence kainit should be used in connection with the stable manure.

Our Lawn mixtures cannot be excelled. If you have failed, try ours.

### MUSTARD.

**Mammoth Curled.** This is the largest and best for the South. Produces large curled leaves, tender and crisp. Packages, 2 for 5c.; oz. 10c.;  $\frac{1}{4}$ lb. 20c.; lb. 50c.

### OKRA.

**Dwarf White Velvet.** Another product of Georgia. It is one of the finest kinds grown either for eating or canning. The pods are larger than any other kind, perfectly smooth, and covered with a fine velvety fibre. Packages, 2 for 5c.; oz. 10c.;  $\frac{1}{4}$ lb. 20c.; lb. 50c.

**Dwarf Green Prolific.** This very dwarf in growth and stands to itself. Very prolific and produces pods to near the ground. Packages, 2 for 5c.; oz. 10c.;  $\frac{1}{4}$ lb. 20c.; lb. 50c.

**Tall White Velvet.** A good kind to dry or can. Tall, vigorous, prolific, smooth, slick and long pods. Packages, 2 for 5c.; oz. 10c.;  $\frac{1}{4}$ lb. 20c.; lb. 50c.

**Long Green or Tall.** The old kind, long green pods and will bear until frost. Packages, 2 for 5c.; oz. 10c.;  $\frac{1}{4}$ lb. 20c.; lb. 50c.

### ONION SETS.

We handle the following varieties: White Silver Skin qt. 15c.; Yellow Danvers, qt. 10c.; Dark Red Wethersfield, qt. 10c. The price on sets fluctuates so often that we prefer quoting prices on application for large quantities.

### ONIONS.



Mammoth White Silver King.



**Mammoth Silver King.** This is a very large Onion with a silver skin. Flesh of an agreeable flavor. It will produce large Onions the first year from seed. Packages, 2 for 5c.; oz. 15c.;  $\frac{1}{4}$  lb. 50c.; lb. \$1.75.



Yellow Globe Danvers.

**Large Red Wethersfield.** This is an annual. Flesh purplish white. Skin deep purple. Produces good Onions the first year from seed. Packages, 2 for 5c.; oz. 15c.;  $\frac{1}{4}$  lb. 50c.; lb. \$1.50.

**Large Yellow Globe Danvers.** This is the largest producer. The mildest, the most reliable keeper of the American varieties. Packages, 2 for 5c.; oz. 15c.;  $\frac{1}{4}$  lb. 50c.; lb. \$1.50.

**White Silver Skin.** Skin and flesh pure white. Mild. Packages, 2 for 5c.; oz. 25c.;  $\frac{1}{4}$  lb. 75c.; lb. \$2.50.

**Improved Red Bermuda.** This is an Italian variety; a large quick grower; red, tender and juicy. The best keeper and the largest Onion from seed in one season. Packages, 2 for 5c.; oz. 25c.;  $\frac{1}{4}$  lb. 75c.; lb. \$2.50.

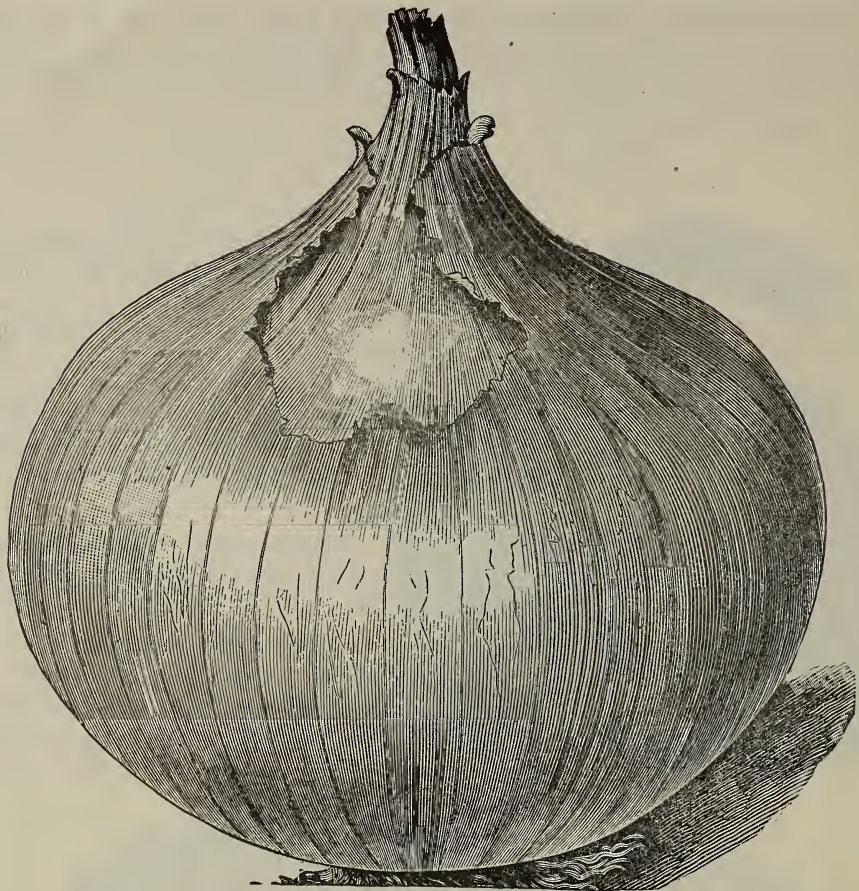
**Prize Taker.** Large, yellow. This is the largest of the yellow varieties. It is extremely early; a rapid grower, and large yielder. Packages, 2 for 5c.; oz. 20c.;  $\frac{1}{4}$  lb. 60c.; lb. \$2.00.

We carry the Giant Red Rocker, Giant Yellow Tripoli, Giant White Tripoli—all good varieties.



White Silver Skin.

If you have peas of any variety, correspond with us.



Large Red Wethersfield.

**PARSLEY.**

**Large Leaf Garnishing.**  
This is of vigorous growth and hardy habits. Curls finely, pretty green color. Packages, 2 for 5c; oz. 10c;  $\frac{1}{4}$  lb, 30c; 1 lb, \$1.75.

**Large Double Curled.**  
This is dwarf in habit, grows compactly, stands the cold better than the garnishing kind. Leaves crimped. The best as a seasoner. Packages, 2 for 5c; oz. 10c;  $\frac{1}{4}$  lb, 30c; 1 lb, 75c.

**PARSNIPS.**

**Sugar or Hollow Crown.**  
The roots are long, smooth, tender and sugary. Packages, 2 for 5c; oz. 10c;  $\frac{1}{4}$  lb, 15c; 1 lb. 50c.

**Magnum Bonum.** This parsnip is never stringy, very tender and good grower. Packages, 2 for 5c; oz. 10c;  $\frac{1}{4}$  lb. 15c; 1 lb. 50c.



Garnishing Parsley.



## PEAS.

**Eugenia or Alliance.** This pea is a good bearer and continues longer than most others. It has a delicious flavor, being sweet and sugary. Pint, 15c; quart, 25c; peck, \$1.25; bushel, \$4.50.

**Heroine.** This is a medium early variety, grows to height of three feet, very hardy, contains more peas to the pod than almost any other wrinkled kind. Very sweet and fine.

**Improved Stratagem.** A dwarf variety growing about two and one-half feet tall, very prolific, in fact the vines are literally covered with very large, fine looking pods, containing as many as ten to a dozen finely flavored peas. This is an improvement on the old stratagem. Do not plant this pea too early.

## STANDARD VARIETIES.



Early Morning Star Pea.

**Early Morning Star.** This pea will produce marketable peas in forty-five days after maturity. Never shows inclination to run. The peas are much larger than any extra early sort. Undoubtedly the earliest pea known. Pint, 15c; quart, 25c; peck, \$1.25; bushel, \$4.50.

**Cleveland's Alaska.** This is an extra early pea. The dry pea is a bright green. It is a very prolific pea. In fact this is one of the finest varieties grown. Pint, 15c; quart, 25c; peck, \$1.25; bushel, \$4.50.

**Tom Thumb.** The old, very dwarf variety. Pint, 10c; quart, 20c; peck, \$1.00, bushel \$3.75.

## PEAS—Wrinkled Varieties.



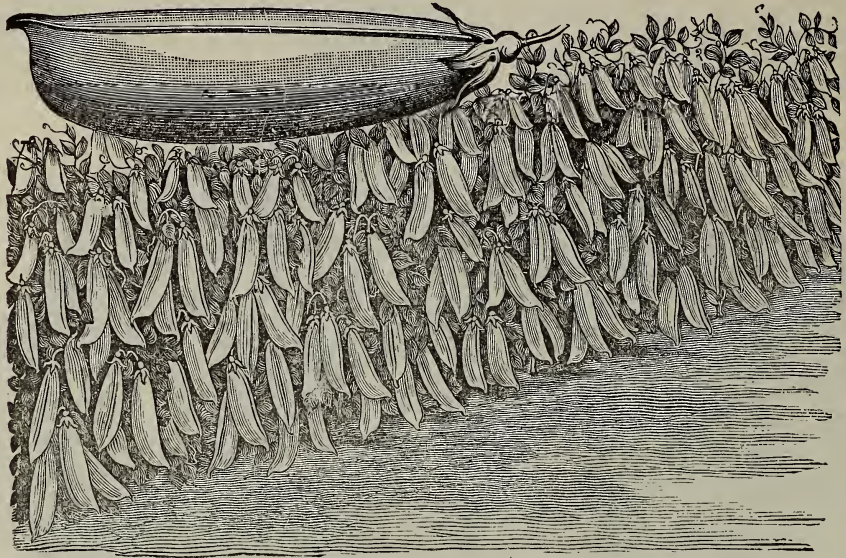
American Wonder Pea.

**American Wonder.** It is as early as McLean's Little Gem; often yields as many as twenty pods to a single vine. It is a very dwarf variety. Pint 15c; quart, 25c; peck, \$1.25; bushel, \$4.50.

**Bliss' Abundance.** A second early, coming on some ten days after American Wonder. It is also a dwarf, growing about 20 inches high. Fine flavor. Pint, 15c; quart, 25c; peck, \$1.00; bushel, \$3.50.

**Champion of England.** Is not a dwarf. One of the oldest and most largely planted. No pea has a better flavor. Pint 10c; quart, 20c; peck, \$1.00; bushel, \$3.50.

**McLean's Little Gem.** Among the earliest, very prolific, elegant flavor, grows about one and a half feet tall. Pint, 15c; quart, 25c; peck, \$1.00; bushel, \$3.50.



The First and Best Pea.

**Cleveland's First and Best.** This is a very popular extra early and hardy kind, quite prolific, grows about two feet tall. Our stock is fine and we highly recommend them. Pint, 10c; quart, 20c; peck, \$1.00; bushel, \$3.50.

**Tall White Marrowfat.** Very prolific, a vigorous grower, pods large, quality good; bears until frost, standing the sun better than the early varieties. Pint, 10c; quart, 15c; peck, 75c; bushel, \$2.75.

**Black-Eyed Marrowfat.** Of course this is the most popular of the Marrowfat family, because it is the most productive, hardier, a most vigorous grower. It makes a fine general crop. Pint, 10c; quart, 15c; peck, 75c; bushel, \$2.75.

**Early May.** A good second early, known to every one as very productive and exceedingly delicious. Pint, 10c; quart, 20c; peck, \$1.00; bushel, \$3.50.

**Peas—How to Grow.** For your early crop, sow the dwarf sort as early as the weather will allow. It takes a hard freeze to kill peas. The seed should be sown very thick in double rows three or four feet apart, covered three or four inches (for early ones) or two to three inches for later ones. Cultivate well, allow no crust to form. Dwarf varieties require rich soil.

Be sure to sow grasses for winter pastures.



## PEPPER.



Bell or Bull-Nose Pepper.

**Mammoth Bell or Bull Nose.** Most popular of all the sweet peppers. Fine for pickling. Mild in flavor. Packages, 2 for 5c; oz. 15c;  $\frac{1}{4}$  lb. 50c; 1 lb. \$1.50.

**Long Red Cayenne.** This is a fine sort, very hot. As a seasoner, quite delicate. Package, 2 for 5c; oz. 20c;  $\frac{1}{4}$  lb. 50c; 1 lb. \$1.50.

**Ruby King.** This variety grows very large and long. Flesh thick, mild and tender. Pleasant for hash or dressings. Package, 2 for 5c; oz. 20c;  $\frac{1}{4}$  lb. 60c; 1 lb. \$1.75.

**Red Chili.** Very hot. Package, 2 for c; oz. 20c;  $\frac{1}{4}$  lb. 60c; 1 lb. \$1.75.

## POTATOES.

**The Triumph.** This is without question the earliest potato grown. The potato is round, of irregular shape, plentiful in eyes and deeply set; skin red, flesh perfectly white through and through. As there are several imitations of this potato on the market that are sold as the "Tennessee Triumph" or "Bliss Triumph" you would do well to keep in mind the above description. This is the best potato to plant at any season. They are more productive, grow more in a hill and stand the drouth better than any known variety. This potato makes very little vine and rarely ever blooms. Price guaranteed.



Bliss' Tenn. Triumph Potato.

## PUMPKINS.

**Cushaw Pumpkin.** Undoubtedly the best variety for the table. Grows to medium size, light yellow color, bright flash. Package, 2 for 5c; oz. 10c;  $\frac{1}{4}$  lb. 20c; 1 lb. 50c.

**Large Cheese Pumpkin.** Another very fine pumpkin for table use. The skin is a bright orange, the flesh yellow and sweet. Package, 2 for 5c; oz. 10c;  $\frac{1}{4}$  lb. 20c; 1 lb. 50c.

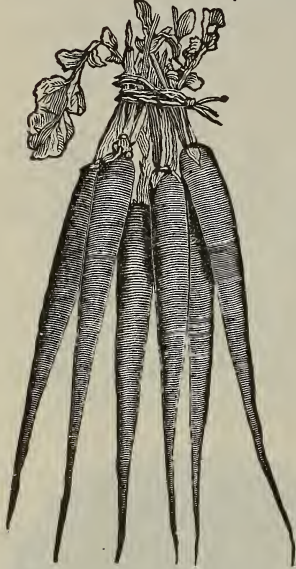
**Nantucket Sugar Pumpkin.** The flesh is orange color, has sugary taste. The outer color of skin is very dark green. A good pumpkin for pies. Package, 2 for 5c; oz. 10c;  $\frac{1}{4}$  lb. 20c; 1 lb. 50c.

Come to us for your Grass Seed for lawns.

## RADISHES.

**How to Grow.** To be good, radishes must be grown quickly, as they lose their nutritive properties after standing a long time. They must be grown on the proper soil, which is a rich loose soil, and should never be planted on poor hard soil, or soil infested with ants, worms or grubs. Radish is sown in the South every month in the year—in winter under glass, hot beds or cold frames, and in open ground from March to November.

**Fertilizer.** If stable or cow manure is used, compost with a liberal supply of kainit, adding a small quantity of lime. This has a tendency to prevent scaling and fungus growth, which renders the crop unmarketable.

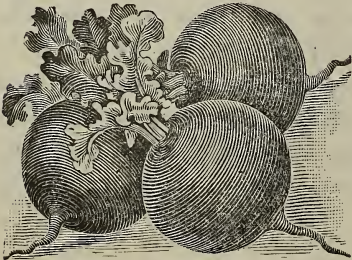


Early Long Scarlet Radish.

**Half Long French Scarlet.** This radish is of a lovely half long shape; grows large; may be grown spring or fall. It is one of the earliest grown; Never gets pithy; of deep scarlet flesh—fine. Pkt. 2 for 5c.; oz. 10c.;  $\frac{1}{4}$  lb. 25c.; lb. 75c.

**Chinese Rose.** (Winter.) Very popular with market gardeners. It is of half long shape; pink color, and flesh as solid as an apple. It does not have the strong flavor of the black Spanish, and keeps equally as well. It should be sown during August. Pkt. 2 for 5c.; oz. 10c.;  $\frac{1}{4}$  lb. 25c.; lb. 75c.

**Black Spanish, Long, Round.** Fine winter varieties; very compact; black skin, white flesh. Pkt. 2 for 5c.; oz. 10c.;  $\frac{1}{4}$  lb. 15c.; lb. 50c.



Early Scarlet Globe Radish.

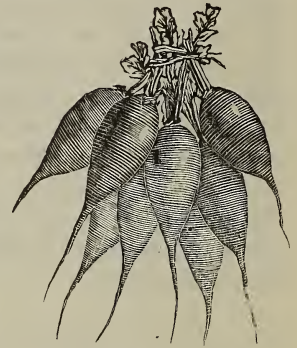
**Early White Turnip Radish.** A small quick-growing round white radish, very tender. Pkt. 2 for 5c.; oz. 10c.;  $\frac{1}{4}$  lb. 20c.; lb. 50c.

**White Tipped Scarlet Turnip.** A very early bright scarlet, tipped at the end with white. Scarcely any top. Good for forcing. Pkts. 2 for 5c.; oz. 10c.;  $\frac{1}{4}$  lb. 20c.; lb. 50c.

**Early Deep Scarlet Turnip.** A quick-growing radish. Good for forcing or sowing in open ground. Either spring or fall. Very tender and mild. Matures in twenty to twenty-five days. Pkt. 2 for 5c.; oz. 10c.;  $\frac{1}{4}$  lb. 20c.; lb. 65c.; 5 lb. \$3.50.

**Early Long Scarlet.** A very fine long red radish. Attains large size, and keeps better than most any other sort. Pkt. 2 for 5c.; oz. 10c.;  $\frac{1}{4}$  lb. 20c.; lb. 50c.

**French Breakfast.** This is a fine radish for forcing; will mature inside of twenty days; very little top. It is oval-shaped, bright scarlet, but tipped at the end with white. Pkt. 2 for 5c.; oz. 10c.;  $\frac{1}{4}$  lb. 20c.; lb. 50c.



Early Half Long Scarlet Radish.

**Improved Chartier or Shepherd.** One of the most distinct varieties. Color, scarlet at top, shaded to pink at centre, and white at tip. It will keep crisp, tender and retain a mild and pleasant flavor for two months. They retain their good qualities for table use for a long time. Pkt 2 for 5c.; oz. 10c.;  $\frac{1}{4}$  lb. 20c.; lb. 50c.

**White Summer Strasburg.** This is a very desirable summer variety. Oblong, tapering shape; exceedingly crisp and tender. Roots form very quickly, and can be sown throughout the summer, as it stands the heat admirably. Pkt. 2 for 5c.; oz. 10c.;  $\frac{1}{4}$  lb. 20c.; lb. 50c.



**Long White Vienna.** One of the earliest known. Never gets pithy. Two for 5c.; oz. 10c.;  $\frac{1}{4}$  lb. 25c.; lb. 75c.

In addition to the above we carry California, White Mammoth, and Golden Perfection

## RHUBARB.

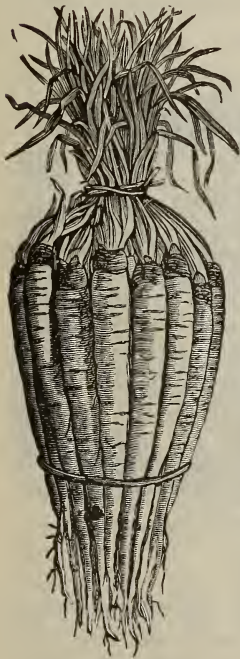
**Mammoth.** This is one of the best kinds. Produces very large stalks. Oz. 15c.

Rhubarb succeeds best in rich dry soil. Sow in drills, an inch deep; thin the plants to about six inches. In the fall, trench a piece of ground and manure it well, then transplant the young plants into it three feet apart each way. Cover with leaves or litter the first year and give a dressing of course manure in the fall. The stalks should not be plucked until the third year, and then pulled (not cut) from the plant. Do not let them to seed as that exhaust the plant.

## SALSIFY.

**Sandwich Island.** This is perhaps the best salsify for this country of any other. Pkt. 2 for 5c.; oz. 15c.;  $\frac{1}{4}$  b. 50c.; lb. \$1.50.

**How to Grow.** Have deep rich loose soil; stir to the depth of twelve to fourteen inches. Have drills about three inches deep, and from sixteen to twenty inches apart and sow the seed about eight to the foot. Cover about one inch deep. When two inches high thin out, to say, three inches apart and fill up the drills. Can remain out all the winter.



Sandwich Island  
Salsify.

## SPINACH.

**How to Grow.** For summer use sow in very rich ground in early spring, in drills 1 foot apart, thin by degrees, commencing when the leaves are, say, an inch wide, and continue regularly until plants stand six inches apart. For early spring sow once in two weeks in autumn. Compost your manure with kainit as a fertilizer.



Bloomsdale Spinach.

**Perfection Curled.** One of the earliest varieties grown. The leaves are very thick and tender. Oz. 5c.;  $\frac{1}{4}$  lb. 10c.; lb. 25c.

**Broad Leaf Flanders.** A vigorous grower. Very broad leaves; tender. Oz. 5c.;  $\frac{1}{4}$  lb. 10c.; lb. 25c.

**Bloomsdale.** This is a Savoy-leaf kind; very tender; will stand longer without going to seed than any other kind. Pkt. 2 for 5c.; oz. 5c.;  $\frac{1}{4}$  lb. 10c.; lb. 25c.

## SQUASH.



Giant Yellow Summer Crooked Neck.

**Yellow Summer Crook Neck.** This is perhaps the most highly flavored and finest of all squashes. Is of a bright yellow, warty and crooked neck. Pkt. 2 for 5c.; oz. 10c.;  $\frac{1}{4}$  lb. 15c.; lb. 50c.

**Giant Yellow Summer Crook Neck.** This squash will grow to near double the size of the ordinary. and is of equally good quality. Pkt. 2 for 5c.; oz. 10c.;  $\frac{1}{4}$  lb. 25c.; lb. 75c.

**Hubbard.** This is a standard variety and general favorite. It is of very large size; flesh, fine grain, and delicious flavor. Pkt. 2 for 5c.; oz. 10c.;  $\frac{1}{4}$  lb. 25c.; lb. 75c.

**Large Improved Marrow.** This is an improvement over the Boston Marrow; is much larger and more suitable for pies and custards. Pkt. 2 for 5c.; oz. 10c.;  $\frac{1}{4}$  lb. 25c.; lb. 75c.

**Early White Bush or Patty Pan.** This the old standard; round scalloped; the earliest sort known. Pkt. 2 for 5c.; oz. 10c.;  $\frac{1}{4}$  lb. 15c.; lb. 50c.,

**How to Grow.** Squashes should never be planted on a poor hard soil. They require rich, loose subsoil. The early kind may be planted about last of March to and through April. The fall and winter varieties can be planted in June and July. Blooms will fall off, as in squashes the male and female bloom is recognized, and, the female only produce fruit. If there is any satisfactory remedy for the squash bug, we would like to know it.

**Mammoth White Bush.** This is identical with the white bush or patty pan only being very much larger, but fully as early. Package 2 for 5c.; oz. 10c.;  $\frac{1}{4}$  lb. 25c.; lb. 75c.



White Bush or Patty Pan Squash.

## TOMATOS.

**How to Grow.** A heavy rich soil is best suited for the tomato. Sow the seed early in January or February in hot beds or boxes or pots filled with rich earth, and keep in the house, well protected from cold. When plants are about three inches high they should be thinned not transplanted, to other boxes and given all the light and cold, they can endure, but not too much water as it is especially desired to secure a good stocky plant before setting your garden. The plants may be transplanted to open ground as soon as all danger of frost is past and the soil made moderately rich, loose and stirred deep.

**Fertilizer.** Use well rotted stable manure with the addition of a small amount of kanit. Work the fertilizer into the ground deep or the vines will burn.

**Trophy.** There are two varieties, red and yellow. The red is large, prolific, strong acid flavor. Package 2 for 5c.; oz. 15c.;  $\frac{1}{4}$  lb. 50c.; lb. \$1.50.





Livingstons Beauty Tomatoe.

**The Acme.** This is the earliest tomato known; it is almost round, thin skin but tough to be a good shipper. Very prolific, ripens all over at same time. Lovely purplish pink color. Very few seeds, juicy and excellent flavor. Package 2 for 5c.; oz. 20c.;  $\frac{1}{4}$ lb. 50c.; lb. \$1.50.

**Ponderosa.** There is no doubt this is the largest tomato grown. The vines are vigorous producing a very large stem. It is a fine flavor, almost solid. Very few seeds. When ripe this tomato is cardinal red. Good for home culture, but not a good shipper. Package 2 for 5c.; oz. 50c.

**Livingstons Beauty.** Without exception the best tomato grown. It is exceedingly early, large, smooth and very prolific. We think this tomato perfect in every particular. It is excellent for home cultivation and nothing equals it as a shipper. It is

free from green core, is of glossy crimson color. Our stock is pure. Package 2 for 5c.; oz. 20c.;  $\frac{1}{4}$ lb. 65c.; lb. \$2.00.

**Atlantic Prize,** Nearly as early as the Acme. Used largely by truckers. The fruit is red. Package 2 for 5c.; oz. 15c.;  $\frac{1}{4}$ lb. 50c.; lb. \$1.50.

**Dwarf Champion.** A very early sort standing upright; very prolific, fruit good size. The foliage is corrugated and a very dark green. Package 2 for 5c.; oz. 15c.;  $\frac{1}{4}$ lb. 65c.; lb. \$1.75.



**The Stone.** Fruit very large, dark red color, solid flesh and is not subject to rot, nor does it have a green core. It is a vigorous grower and is especially recommended for a late fall crop. This variety is very smooth and thicker from stem to blossom than any other kind. Package 2 for 5c.; oz. 20c.;  $\frac{1}{4}$ lb. 50c.; lb. \$1.50.

**Yellow Trophy.** This is also a large prolific variety, smooth, delicious and in our opinion far superior to the red. Package 2 for 5c.; oz. 15c.;  $\frac{1}{4}$ lb. 50c.; lb. \$1.50.

## TURNIPS.

**Early Flat Dutch** is one of the earliest, best varieties grown. Assuredly the best for early Spring sowing. Oz. 5c.;  $\frac{1}{4}$ lb. 15c.; lb. 40c.

**Red or Purple Top.** (Strap leaf.) This is quite an early variety; flat, medium size, small top, few leaves, flesh fine-grain and tender. Sow either Spring or Fall, broadcast or drills.  $\frac{1}{4}$ lb. 15c.; lb. 40c.

Early Flat Dutch Turnip. Early Red or Purple Top Turnip. 



**Ruta Baga.** Improved Purple top. One of the finest Ruta Bagas. Oz. 5c.;  $\frac{1}{4}$ lb. 15c.; lb. 40c.

**Early White Egg.** Very fine for table use. Shaped like an egg, grain fine, good flavor. Oz. 5c.;  $\frac{1}{4}$ lb. 15c.; lb. 40c.


**Dixie Land or Southern Prize.** Originated in the South and is not affected by cold. The best Winter variety. Resembles the Seven Top in growth, only it makes a large globe-shaped root. Oz. 5c.;  $\frac{1}{4}$ lb. 15c.; lb. 40c.

**Seven Top.** (For greens or salad.) The hardiest variety known. Vines stand green all winter and make early spring salad before anything else is on the market. Oz. 5c.;  $\frac{1}{4}$ lb. 10c.; lb. 40c.

**Buist's Large Globe Mangel Turnip.** The very best and largest turnip, both for stock and the table.

**Large White Globe.** Is fine globe shape, very large, sometimes growing to 12 or more pounds each. A large yielder. Oz. 5c.;  $\frac{1}{4}$ lb. 15c.; lb. 40c.

**Mammoth Red Top Globe.** This is one of the largest and finest of all the turnips. Is a lovely globe shape with pure white flesh and a red or purple top. A rapid grower and will produce more to the acre than any other kind. Sow either broadcast or drill. Oz. 5c.;  $\frac{1}{4}$ lb. 15c.; lb. 40c.



Mammoth Red Top Globe Turnip.



**How to Grow Turnips.** Break the land deep. Harrow well. Then broadcast well-rotted stable manure, the more the better, and plow this under, and then sow the seed. If sown in drills, one pound to the acre; if broadcast, two pounds is amply sufficient to the acre.

Our Lawn Mixture never fails when directions are followed.

## FARM AND GRASS SEEDS.

The best time in the South to sow most grasses and clover is in the fall of the year, but may be sown in the late winter and early spring.

**White Dutch Clover.** 60 lbs. to bushel. This is one of the hardiest of all the clovers; a rapid grower, and will bear more cuttings than any other kind. It spreads out and makes a good sod and will crowd out any other kind of grass. The soil must be rich and loose and deep for it to succeed. Cattle are very fond of it. It makes a fine pasture. It is largely sown for bees. Sow in the fall or latter part of winter, ten or twelve pounds to the acre and cover very lightly. Lb. 20c.; bu. \$8.50.

**Crimson or Scarlet Clover.** 60 lbs. to bushel. A hardy annual, good for winter pastures and soiling purposes. As a fertilizer, it is excellent as a well set crop; plow under in March or April; is equal to a ton of commercial fertilizer. It also makes a good hay; sow in September or October. It is waste of money to sow this clover in the spring. Sow 15 to 20 lbs. seed to acre. As it is an annual, it must be sown every year. Lb. 15c.; pk. \$1.50; bu. \$5.50.

**Red Clover.** 60 lbs. to bushel. Sow in September to November or from January to March. It is best to sow alone, but can be sown with other grasses or oats. It will yield from two to five tons to the acre. Cut only once a season unless very seasonable. If it is to be permanent, let it remain, giving sufficient time to reseed itself. It will grow on thinner soil and withstand the drouth better than any other kind. Succeeds well on hillsides and mountainous land. Sow 15 lbs. to the acre. Lb. 10c.; pk. \$1.40; bu. \$6.00.

**Lucerne Clover or Alfalfa.** 60 lbs. to bushel. This is not only perennial, but perpetual. After being well-set, can be cut three or four times a season. Thrives well and lasts a lifetime. It should be cut when it begins to bloom. It is an immense yielder after the first year; from six to eight tons of hay to the acre is said to be an average yield. It is not a success as a pasture but is especially recommended for hay. Must be sown in deep soil, it being useless to sow on any other kind nor on land that overflows, as that will kill it out. Lb. 15c.; pk. \$1.75; bu. \$6.00.

**Kentucky Blue Grass.** 14 lbs. to bushel. Perhaps there is no grass that equals this as a pasture or a lawn. This grass succeeds better on land containing lime, and if your land does not contain lime, you had best broadcast well over your land before sowing. Blue Grass should be sown on ground that has been plowed deep and thoroughly, well harrowed and enriched. It succeeds well in woodland pastures, as it will grow under a medium shade and produce a thick mat of blades that offers an excellent pasture throughout the winter. It does not become perfect until about the second or third year after sowing. For lawns it is largely used. The seed are exceedingly small, there being about 2,400,000 to the pound. Sow from October to April, the earlier the better. Sow two to three bushels good, clean seed to the acre. For lawns proportionately. Lb. 20c.; pk. 50c.; bu. \$1.75.

**Early Amber Cane.** This popular and well-known variety is the earliest of the "Sorghum" canes, and makes the finest quality of syrup. Price on application.

**Early Orange Cane.** A well-known variety well adapted to the South. It is from eight to ten days later than the early amber, produces syrup of excellent quality either of the varieties make fine hay. Price on application.

**Orchard Grass.** 14 lbs. to bushel. This grass stands severe drought better than any other grass, succeeds well in any climate. It is about two weeks earlier than ordinary grasses, and the last to yield to frost in the Fall. Bears repeated pasturing, and mowing more than any other kind. Lb. 20c.; peck 50c.; bushel \$1.75.

**Red Top or Herd's Grass.** 14 lbs. to bushel. Its chief value is as a Pasture grass. It comes up very quickly and grows off rapidly, and can be pastured very early. It succeeds best in low land, does admirably on wet, stiff bottom land and is not at all affected by excessive overflows. It does fairly well on uplands and is a first class grass to sow on hill sides or rolling land to present washing. Sow on well prepared land in early Fall or Spring, two bushels to the acre. Cover lightly as the seed are very small. Lb. 10c.; peck 25c.; bushel 75c.

**English Blue Grass, Meadow Rescue or Randall Grass.** 24 lbs. to bushel. This is a very valuable pasture grass as its long tender leaves are relished by stock of all kinds. Its roots penetrate twelve to fifteen inches deep, which keeps it alive and growing when other grasses are burned out. It remains green and furnishes grazing throughout the winter. It ripens about the time of red clover and then can be sown together. Sow in August or September or in the Spring with oats. If sown with clover one bushel with one quart clover to the acre. If sown alone one and one half to two bushels to the acre. Lb. 10c.; peck 60c.; bushel \$2.00.

**German Millet.** 50 lbs. to bushel. This is an annual, requires rich soil. When grown under favorable circumstances the yield is enormous. For the hay the yield is four to six tons per acre. It will grow on almost any kind of soil, and will mature in from six to eight weeks. For hay sow the seed very thick, and cut while young. Sow in April, May, June or July. For hay one bushel to acre, for seed drill one half bushel to acre. Bushel \$1.25.

**Pearl or Cat Tail Millet.** This is one of the most valuable green forage crops that can be grown. It is entirely different from German Millet. The seed may be sown in drill or broad-cast as soon as all danger of frost is over. It will come up at once, and grows remarkably fast, and early sowings may be cut as often as six times in one season. It is easily devoured by all stock when green, and makes an excellent hay when cured. Dairy-men and farmers are now sowing it extensively for green forage and hay. It is very nutritious, and its productiveness makes it very valuable. If broad-casted, sow one bushel to the acre; drills require less. Pound, 10c.

**Giant Beggar Weed.** This is a valuable forage plant. Does not have to be planted each year, for when once established in the soil, it comes up annually without any further attention. Can be easily and entirely eradicated from the soil by two years successive pasturing. This plant is a rank feeder, with deep feeding roots; and brings up from the sub-soil the dormant fertilizing elements deposited there for years, and deposit them on the surface when they shed their foliage in the fall. Hogs, cows, horses and mules fatten on it when nothing else will bring them out. And they will refuse any other food when they can get Beggar Weed. Seeds are very small and light. Almost five pounds will thoroughly seed an acre. Price on application.

## LAWNS.

Get Jacobs' Lawn Mixture and follow directions and you will not fail to have a pretty Lawn.

## FORAGE PLANTS.

**Dwarf Essex Rope.** This is of very rapid growth, becoming available in ten weeks from sowing, and will produce from TWENTY to THIRTY tons of green forage per acre. It grows two or three feet tall, and kills out other grass: is perfectly hardy, and can be sown in the South any month in the year. Sow broad-cast, five pounds to the acre—or sow in drills. 10c. pound.

**Velvet Bean.** This Bean (or more properly 'Pea,' as it belongs to the pea family,) is a vining or climbing plant, growing to forty and fifty feet and branches literally covered with foliage. It is a nitrogeous plant, enriching the ground, when planted in rows four feet apart and one foot in row, two or three beans in a place, as soon as danger of frost is over. Cultivate once or twice to give vines a start of weeds and grass. They grow very rapidly and in two months the under leaves begin to drop, and by fall the mulch leaves are often six to eight inches deep. The vines and leaves have covered four feet deep. The growth is so dense it kills out all grass. Pint, 20c.; qt. 35c.; pk. 75c.; bu. \$2.75.

## JACOBS' EVERGREEN LAWN MIXTURE.

Every one who owns their own home desires a nice lawn, be it ever so small. So many try and fail. There's a right way and the wrong won't do. If you will use our Lawn Mixture and follow our directions you will succeed. First then, a rich loose soil to sow the seed in, is indispensable. Break up your soil, of whatever kind, deep, harrow well to break all clods, then broadcast well-rotted stable manure or cotton seed meal or rich loam over the ground; plow this under lightly. Let the ground so prepared remain about ten days when the ground should be forked up again, pulverized and made smooth by raking. The seeds should now be sown thickly and the ground raked over them again. If you begin in the fall, you get the benefit of the fall, winter and spring rains, and your grass will be deeply rooted, tufted well and in condition to stand the summer heat. We handle all the seeds adapted to lawn-making, but we prefer Jacobs' Evergreen Lawn Mixture, supplied with or without white clover. Price 25c lb.; 3 lbs. for 60c: 5 lbs. \$1.00.







INTERIOR MARIETTA STREET STORE,  
JACOBS' PHARMACY  
ATLANTA, GA.