

# **Historic, Archive Document**

Do not assume content reflects current scientific knowledge, policies, or practices.



# T.W. WOOD & SONS

RICHMOND, VA.

SEEDS & BULBS

FOR

## Fall Planting

AUGUST,  
1900



VIEW SHOWING MAIN ST. ENTRANCE TO STORE & OFFICE. ALSO 14TH ST. WAREHOUSES.



## Grass & Clover Seeds

SEED WHEAT, OATS, RYE & BARLEY,  
VEGETABLE & FLOWER SEEDS,  
Hyacinths, Tulips, Lilies etc.



# WOOD'S PURE ANIMAL BONE.

**A First-Class Article of Finely Ground Bone, specially recommended for Fall Use on Grain, Grass and Clover Crops.**

Pure animal bone is one of the best and most satisfactory fertilizers that the farmer can use. It can always be relied upon to give excellent results upon the growing crops, at the same time acting as a permanent improver, showing its results for several years afterwards wherever it is applied. It is the best of dry weather fertilizers, as if it is prevented by drought from acting, its strength still remains in the soil, and is thus available when seasonable weather comes on, or for later crops.

It is ordinarily used at the rate of 300 to 500 lbs. per acre, although heavier applications are frequently made. It should be covered or incorporated with the soil at the same time as applied, in order to prevent the escape of ammonia. The guaranteed analysis of Wood's Pure Animal Bone is as follows:

Ammonia, . . . . .	3 to 4 per cent.
Bone Phosphate, . . . . .	50 to 60 per cent.
Equivalent to Phosphoric Acid, . . . . .	23 to 28 per cent.

Price, \$30.00 per ton; \$3.00 per bag of 200 lbs. Special prices on large lots.

## Standard Grain and Grass Fertilizer.

Analysis.—Ammonia, 2 to 3 per cent.; Phosphoric Acid, 8 to 10 per cent.; Potash (actual), 2 to 3 per cent.

Bag (200 lbs.), \$2.25; per ton, \$22.00.

This brand is specially prepared for all grain and grass crops. It is quick acting, and at the same time lasting in its results, largely increasing the grain crop, and at the same time acting as an improver, thus also benefiting the grass or clover crop materially, or leaving the land in better condition for any other crop that may follow the grain crop. Use 300 to 400 lbs. per acre when drilled with the grain. When broadcasted, use at the rate of 400 to 500 lbs. per acre, and it is better to apply it before seeding the grain and to harrow all in together.

## Standard Vegetable Fertilizer.

Analysis.—Ammonia, 3 to 4 per cent.; Phosphoric Acid, 8 to 10 per cent.; Potash, soluble, 3 to 4 per cent.

Bag (200 lbs.), \$2.60; per ton, \$25.00.

This fertilizer is specially prepared and highly recommended for all vegetable crops. It gives most excellent results on Peas, Beans, Cabbage, Melons, and Tomatoes. Use 300 to 400 lbs. per acre in hills or drills, or 600 to 800 lbs. per acre broadcast, mixing a little with the soil. A good substitute for stable manure, or can be used in connection with it.

## Mapes' Complete Manure, "A" Brand.

**An Excellent Substitute for Stable Manure.**

Analysis.—Ammonia, 3 to 3½ per cent.; Phosphoric Acid, available, 10 to 12 per cent.; Soluble Potash, 2½ to 3½ per cent.

Bag (200 lbs.), \$3.50; per ton, \$35.00.

This is a complete manure for all crops, specially prepared for use on average good or heavy soils. On this class of soils it is specially recommended for use on general farm crops, such as Corn, Millet, Oats, Wheat, Rye, and for all grain crops and seeding to grass with or without grain. The drilling quality of this manure and its effect on Wheat, Rye, and succeeding grass crops, have achieved for it, after many years' use, a very high reputation.

## Mapes' Vegetable Manure, or Complete Manure for Light Soils.

**Superior to Peruvian Guano for Quick Results and Lasting Benefits.**

Analysis.—Ammonia, 6 to 8 per cent.; Phosphoric Acid, available, 8 to 10 per cent.; Soluble Potash, 6 to 8 per cent.

Bag (200 lbs.), \$4.00; per ton, \$40.00.

A strictly high-grade fertilizer, especially adapted for use by truck-growers, and on all classes of soil, with or without stable manure, for vegetables, insuring quick growth, tenderness, productiveness, fine flavor, nutritious quality, and early maturity—one to two weeks earlier than by usual methods. It is specially recommended for, and is largely used by our leading truckers upon the following crops: Radishes, Lettuce, Beets, Onions, Peas, Snap Beans, Tomatoes, Cucumbers, Pepper, Spinach, Early and Late Cabbage, Egg Plant, Early Turnips, Melons, Squashes and Asparagus beds.

This fertilizer is also, from the nature of its analysis and constituents, a complete manure for light soils, and on this class of soils will give the most excellent results on all farm crops, including Corn, Grass and Grain crops. On heavier soils for these later crops we would, however, recommend the Complete Manure.

**If You Want to Buy . . .**

**ENGINES, SAW-MILLS, THRESHERS, HORSE-POWERS,**

**Corn-Cob and Feed-Mills or Cutters, Roofing, Fencing, Wire Netting, Buggies, Wagons,  
Harness, Pumps, Well Fixtures or any**

**AGRICULTURAL IMPLEMENTS,**

write for prices and catalogues to

T. W. WOOD, President.

L. R. SPENCER, Secretary and Treasurer.

**The Implement Company,**

**1302-1304 East Main Street, RICHMOND, VA.**

# T. W. WOOD & SONS

## HIGH-GRADE

# FARM SEEDS

Our business in Farm Seeds is to-day one of the largest in the country, a result due to the fact that **quality has always been our first consideration.** On the front page of our Catalogue we give a bird's-eye view of our Main street store and offices and Fourteenth street warehouses. In addition to these three buildings shown in the engraving, we also have two branch retail stores, one at each Market, and also another large storage warehouse which we use during our busy seasons. We have all modern improvements for the proper handling of our business, and have altogether an equipment for the conduct of the seed business which is unsurpassed anywhere.

## WOOD'S "TRADE-MARK BRAND" SEEDS.

In farm seeds our highest grade seeds are known and sent out as **Wood's Trade-Mark Brand**, with our trade-mark label or brand on each package.

Our customers will please note this, and remember that this brand appearing upon a bag, barrel, or package unopened, and the seal unbroken, means that it contains the highest grade seeds obtainable. This brand will not be used upon the ordinary commercial grades of seeds known as Choice and Prime, which we sell in large quantities. There are, of course, lower grades of field seeds (Grass and Clover seeds principally) handled by other dealers than Choice and Prime, such as "Good," "Fair," etc.; but it would be poor economy to purchase these low grades under any circumstances or at any price. Low grades of seeds mean either a low percentage of germination, frequently as low as thirty or forty per cent., or it means that the seeds are mixed or contain objectionable weed seeds. Farmers will always find that it is the cheapest and true economy to purchase the highest grade seeds obtainable, and this they can always rely on by purchasing **Wood's Trade-Mark Brand.**



There are, of course, lower grades of field seeds (Grass and Clover seeds principally) handled by other dealers than Choice and Prime, such as "Good," "Fair," etc.; but it would be poor economy to purchase these low grades under any circumstances or at any price. Low grades of seeds mean either a low percentage of germination, frequently as low as thirty or forty per cent., or it means that the seeds are mixed or contain objectionable weed seeds. Farmers will always find that it is the cheapest and true economy to purchase the highest grade seeds obtainable, and this they can always rely on by purchasing **Wood's Trade-Mark Brand.**

**PRICES OF GRASS AND CLOVER SEEDS, SEED GRAIN, SEED POTATOES,** and other field seeds are constantly fluctuating. The prices given in this catalogue are those ruling at the time this is issued in August. We will take pleasure at any time in quoting prices on request, or will always fill any orders entrusted to us at as low prices as possible for first-class seeds.

**ABOUT WARRANTING SEEDS.** While we exercise great care to have all seeds pure and reliable, we give no warranty, express or implied, as to description, quality, productiveness, or any other matter connected with the goods we send out, and will not be in any way responsible for the crop. If the purchaser does not accept the goods on these terms, they are to be returned at once, and any money that has been paid for them will be refunded. Every order received for articles in this catalogue will be executed on these conditions only.

## WOOD'S GRAIN PASTURAGE MIXTURE.

**A Combination of the Best Grazing Varieties of Wheat, Winter Rye, Winter Barley, and Winter Turf Oats. Furnishes Splendid Yield of Continuous Grazing During the Fall, Winter, Spring, and Early Summer.**

Sowing different kinds of grain in mixture not only produces a much larger yield of grazing, but it furnishes more continuous grazing, and lasts much later in the season than sowing one or two kinds of grain alone. **Wood's Grain Pasturage Mixture** is composed of the best grazing varieties of wheat, winter rye, winter barley, and winter turf oats, mixed in proper proportions to give the best results, and will make the quickest and most satisfactory winter, spring, and early summer pasturage that can be put in. Farmers who have not tried this grain mixture will be surprised at the large amount of rich and nutritious pasturage that it will furnish, and the length of time it can be grazed. It should be sown at the rate of two bushels per acre at any time in August, September or October. Price, 90c. per bushel; or in 5 bushel lots and over, 85c. per bushel, bags included.



# VIRGINIA GRAY WINTER or TURF OATS.

This is the principal variety of Oats grown all throughout this section of Virginia. It makes splendid crops of heavy grain, heavier than the Rust Proof, and much better crops than the Spring Oats. These oats have been largely grown in this section for the last 30 years, with constantly increasing acreage, and their growth should become universal all throughout the Southern and Middle States.

They are also quite successfully grown in Maryland, New Jersey, Delaware, Pennsylvania, and other Northern States. When sown early, and they get well established, they are as hardy as wheat, and will stand just as much cold as that crop. They make a good growth before the winter sets in, and in the South furnish excellent grazing during late fall and early spring, and during open spells in winter without injury to the grain crop afterwards. Their turfing and stooling qualities are remarkable, and even when thinly sown and under anything like favorable conditions, they soon spread and cover the ground with a thick, heavy growth. The yield of grain is large; from 50 to 70 bushels can reasonably be expected on good soil. On rich soil, and under favorable circumstances, they have yielded over 100 bushels to the acre. The grain is of a dark, gray color, with a distinct stripe, heavier than the ordinary oat, and weighing from 35 to 40 pounds to the measured bushel. So far as our tests and experience go, these oats are very much superior to what is known in the South as the Burt and Appler varieties.

**Methods of Seeding.** Virginia Gray Winter Oats are sown throughout the South, both in the fall and spring, and really from August through March. Fall seedings are better sown in August or September, or certainly before the tenth of October. Further South, however, they can be sown later than this. Some of our farmers seed Winter Oats in November or December, but usually prefer to plow them in with a single-horse plow when sown at this time. Early seedings in August are also quite often plowed in. Ordinarily, however, a heavy harrow is sufficient to cover it. For spring seedings they can be sown in January, February, and March. If sown in open weather in January, they must be put in deeply, so as to be protected from freezes. Price fluctuates. Present price of our **Trade Mark Brand** Virginia Gray Winter Oats is 70 cts. per bushel; 10 bushel lots and over, 65 cts. per bushel. Choice quality, 60 cts. per bushel. Bags included. Shall take pleasure in quoting lowest prices at any time upon request.

## RED RUST-PROOF OATS.

We have pleasure this fall in offering an extra fine quality of these popular oats, grown in the best oat-raising country in Texas; they are heavy, bright, and clean, and altogether a beautiful sample. Rust-Proof Oats are very popular throughout the South, especially on light sandy soils of the coast regions. They are usually sown from September through March, although the favorite time for putting them in usually is October to February. Rust Proof-Oats are also preferred for low grounds, or in situations where other oats are much inclined to rust. They make a large yield of fine, heavy grain. Price fluctuates. Present price of our Texas grown **Trade Mark Brand**, best and cleanest quality, 60 cts. per bushel; 10 bushel lots and over, 55 cts. per bushel. We can also supply Choice quality, Southern grown Rust-Proof Oats, at about 50 cts. per bushel.

Bags included. Shall take pleasure in quoting price at any time.

## WINTER BARLEY.

This makes really a more leafy growth than either Rye or Oats, and makes a very strong growth of most nutritious pasturage, as well as a large yield of grain, and should be much more largely grown throughout the South than at present. It can be constantly grazed during the winter and spring, and is ready to cut for grain two weeks ahead of wheat. It makes a fine feed for stock and poultry. It is principally recommended for fall sowing, although it gives very satisfactory results in some sections in the spring. Should be sown at the rate of  $1\frac{1}{2}$  to 2 bushels to the acre.

Fall or Winter Barley is the only kind that should be sown in this section. Spring Barley is of very little value compared with Fall or Winter Barley, as it does not make sufficient growth for grazing or a good yield of grain. Farmers should be careful in purchasing, as Spring Barley is quite often sold simply as barley throughout the South, and does not give satisfactory results. Price fluctuates. Our present price is 85 cts. per bushel, or 10 bushel lots and over, 80 cts. per bushel. Special price on large lots.

## WINTER RYE.

This crop is used all over the South for winter pasturage, early green feed, and for green manuring, as well as for grain. It can be successfully sown as early as July and as late as December. It is a very common practice to sow this at the last working of corn and cotton crops, and it makes an excellent and successful crop grown in this way, at the same time keeping the soil in better condition for succeeding crops, by preventing winter leaching. Sow at the rate of  $1\frac{1}{2}$  bushels to the acre. Our Virginia Winter Rye is very much superior to the Western or Northern Rye for sowing in the South. Price fluctuates. Our present price is 80 cts. per bushel; 10 bushel lots and over 75 cts. per bushel. Will quote prices at any time.



# HAIRY or WINTER VETCH.

Also called Sandvetch. (*Vicia Villosa*.)

**The Largest Yielding, Surest Cropping, and Most Nutritious of Winter and Spring Forage Plants. Makes Splendid Grazing, a Much Heavier Crop than Clover, Stands Cold Weather Better, and is Superior as a Soil Improver.**

This crop makes one of the largest yielding, surest cropping, and most nutritious winter and spring forage crops grown. If desired to feed green, Vetches should not be cut until they commence to blossom, and they give the best results if fed with coarse hay or corn fodder. The yield of green forage on good soils amounts to six to ten tons per acre, and sometimes, on rich soils, from twelve to fifteen tons. The yield of dry hay, taken on this basis, would be from one and one-half to four tons per acre, and it has made an actual yield of seven tons per acre on very rich land. The yield depends much on the fertility of the soil and state of cultivation. It is greatly relished by all kinds of stock, making one of the richest and most nutritious feeds, increasing the flow and quality of milk, and being one of the best feeds to fatten and put animals in good condition. It also furnishes excellent winter grazing.

The extract from letter given below from Mr. R. J. Redding, Director of the Georgia Experiment Station, calls attention to its value for this purpose. We also give extracts from letters from other customers giving their experience and opinion of this crop.

GEORGIA EXPERIMENT STATION, July 16, 1900.—I have yours of the 12th, and in reply I beg to say that last fall I sowed some little patches of the Hairy Vetch (*Vicia Villosa*) on Bermuda sod around and near my office, and I was astonished and agreeably surprised at the result, and am very much pleased with it indeed. I find it much more hardy than the Common Vetch (*Vicia Sativa*), the severe freeze in February killing the Common Vetch down to the ground, and not even singeing the Hairy Vetch. On one plat occupied by a very heavy Bermuda sod I sowed the seed in October myself at the rate of one bushel to the acre, and did not attempt to harrow them in or in any way to cover them. The result was a very remarkable growth of the Vetch. When at its best I measured a small plat of it accurately and weighed the green forage. The amount was 29,500 pounds per acre. I also sowed one acre of Lucerne with Hairy Vetch seed a little later, about the last of October, and it grew well, and was cut off with the Lucerne three times, furnishing quite an addition to the amount that was supplied by the Lucerne. I am rather inclined to think that the Vetch, when used for a hay plant, will require to be sown with something that will keep the vines up. It may be sown on good land already occupied by Bermuda grass with fine results; it may be grazed certainly as late as the first of April, and then will have ample time to make enough seed to reseed the land. Of course, in such case, time should be given for the plants to make a small growth, bloom and mature seed, perhaps a month or six weeks. Bermuda grass will then be at its best and the pasture may be used all the summer, the Vetch coming up again the next fall. I shall want a bushel or two this summer in time for fall seeding.



HAIRY OR WINTER VETCH.

R. J. REDDING, Director.

STAFFORD CO., VA., July 19, 1900.—It is with pleasure that I write you in regard to Hairy Vetch. Being brought up in Holstein, in North Germany, I am well acquainted with Vetch, same being largely grown there. If sown early with oats, and grown on light soil, it is my opinion there is no better crop grown for dairy cows, or even for hay. It is a mass of fine stems and leaves, and it is difficult to get through it with the mowing sickle. As to my experience here, I will say that wherever it succeeds it will repay any trouble or expense better than anything else. Being a nitrogen gatherer, and coming in early in the spring, it will leave the land in better condition without taking much nourishment out of the soil for the succeeding crop. I think it should not be sown in this section after October 1st, for while it is perfectly hardy, it will not stand the thawing and freezing if not well established. It should be sown as early in September as possible, and I think it succeeds best on soil that would bring a good crop of clover, and I would like it better for hay than Black Peas, being far easier to cure than peas, and it is also a better food for cows. Yours truly,

AUG. SORGENFREL.

MORRIS CO., N. J., July 17, 1900.—I was very much pleased with the Hairy or Sandvetch seed I had from you last fall. It make a heavy crop ready to cut about the last of May, and is in our part of the country far superior to Cow Peas.

A. PENEGAME, Mgr.

Hairy Vetch should be sown from July to October, either broadcast or in drills twelve to fifteen inches apart, at the rate of thirty to forty pounds per acre, with  $\frac{3}{4}$  bushel of Winter or Rust-Proof oats. The oats help to hold the Sandvetch off the ground, enabling it to make a better growth, and making it more easy to harvest and cure same properly. In the North, where Winter and Rust-Proof oats do not stand the winter well, rye or wheat should be sown with Hairy Vetch. Vetches succeed and give better yields the second and succeeding years if sown on the same land where they were first planted, as the inoculation of the soil tends to a continuous improvement of this crop. Price, 10 cts. per lb.; in 10 lb. lots and over, 8 cts. per lb.; 100 lb. lots and over, 7 cts. per lb. Price fluctuates.

## DWARF ESSEX RAPE.

This crop is very highly recommended for fall and winter pasturage for sheep and cattle, furnishing most rich and nutritious pasturage within six weeks from the time of sowing, and continuing throughout the winter and spring. The fattening properties of Rape are said to be very much better than those of Clover, and it makes a first-class crop for sowing with Crimson Clover, grazing the crop in the fall and winter, and ploughing under the clover or cutting same for green forage or a hay crop the following spring. In this section Rape can be successfully sown from July to October, also early in the spring. Rape is best sown in drills, at the rate of 3 to 5 lbs. per acre, or it can be sown broadcast, when from 6 to 8 lbs. per acre should be used. Price, 12 cts. per lb.; 10 lb. lots and over, 10 cts. per lb.; per 100 lbs., \$7.50.



# SEED WHEAT.

SPECIAL SEED WHEAT CIRCULAR WILL BE ISSUED IN SEPTEMBER. WRITE FOR IT IF INTERESTED.

Our Seed Wheats are grown on the best wheat lands in this section, and are carefully selected, clean, heavy grain. Repeated tests have proved the superiority of our Virginia wheats, both for sowing at home and in States further South, and it is a well proven fact that seed wheat grown in Virginia gives very much better and more satisfactory results for Southern sowing than seed that is grown further north or west. If you want satisfactory wheat crops, you must sow clean, heavy, sound grain. The increased yields, better prices obtained for crops, and feeling of satisfaction resulting from procuring first-class seed, will repay you tenfold for the little extra outlay in this respect.

Our prices include new striped grain bags, and are f. o. b. cars at Richmond. Prices named below are subject to change if the market price of wheat advances or declines materially from present (August 1st) prices. We will cheerfully quote prices at any time, or will always fill orders at lowest prices possible for best quality seed.

## Smoothhead, or Beardless Varieties.

**CURRELL'S PROLIFIC.** This splendid beardless wheat has given the most unbounded satisfaction wherever grown, both as regards quality and yield of grain, yields of thirty or forty bushels per acre being reported side by side with older varieties, which only yielded twenty to twenty-five bushels per acre. We have never sold a variety which has created a greater sensation, or given more uniform satisfaction than this. The grain is about the same size as Fultz, but is a flintier and better milling wheat. It is a stiff-strawed wheat, healthy, strong grower, and medium early to ripen. Reports from both the Maryland and Pennsylvania Experiment Stations are both to the effect that it is the largest yielding and most satisfactory of all beardless wheats, and this is fully borne out by our customers' reports. We were unable to supply the demand for this variety last season, and we advise early orders this year so as to avoid disappointment. Price, \$1.35 per bushel; in 5-bushel lots and over, \$1.25 per bushel.

**BEARDLESS FULCASTER.** In this valuable new wheat we have a variety which surpasses the Bearded Fulcaster in yield and appearance; is fully equal to it in its fine milling qualities, and has the additional advantages that it is a smooth-head wheat. Parties who have grown it are enthusiastic in its praise. We have distributed it generally in all the wheat-growing districts of the Southern States, and it has given the most satisfactory results. Price, \$1.20 per bus.; in 5-bus. lots and over, \$1.15 per bus.

**HARVEST KING.** This is a new beardless longberry variety of wheat, being a decided improvement over the older beardless varieties, and at the same time making a quality of grain surpassed by none. We have had a large number of reports in regard to this wheat the past season of the most satisfactory nature, every one who grew it being well pleased with the large yield and quality of same. It is also a particularly hardy variety, standing the severe weather and unfavorable conditions much better than the ordinary kinds. The heads of Harvest King show up larger and fuller than any other variety we have seen, and we strongly recommend it to those who wish a first-class yielding wheat of the finest milling qualities. Price, \$1.25 per bushel; in 5-bushel lots and over, \$1.20.

**GOLDEN CHAFF.** A new shortberry beardless wheat, which has been very largely grown throughout Southside Virginia, giving particularly satisfactory crop results, so much so that farmers in that section who have grown it in the past have been able to dispose of their crops at a considerable advance over the price of ordinary wheat for seed purposes. It is one of the earliest varieties to ripen; straw and chaff a beautiful golden color, grain well developed, hard, and flinty, making a first-class milling wheat. Makes a strong and vigorous growth, and is singularly free from rust or blight. We regard this as a specially satisfactory variety, and one that is well adapted to the far South. Price, \$1.25 per bushel; in 5-bushel lots and over, \$1.20 per bushel.

**FULTZ.** An old standard beardless variety, which continues in favor in all sections. It has a good berry, stiff straw, is very hardy, and usually free from rust. Price, about \$1.10 per bushel.

**RED MAY WHEAT.** Popular Southern variety, usually ripening in May in Georgia, but not so early in more Northern States. It is an early ripening prolific sort. The grain is somewhat similar to Fultz, but rather more flinty, making it a stronger milling wheat. Price, \$1.10 per bushel. Special prices on large lots.

**PURPLE STRAW, OR BLUE STEM WHEAT.** A fine, productive, beardless wheat, in high favor in the South. Makes very best quality of flour. Price, about \$1.10 per bushel.

## Bearded Varieties.

**FULCASTER.** This cross-bred wheat, from the Fultz and Lancaster, is a most valuable and popular sort. It is one of the best yielding and most reliable wheats. Has unusually large heads, stands up well, and so far has been rust-proof; brings the highest market price as a milling wheat. Price, about \$1.10 per bus. Special prices on large lots.

**LANCASTER.** An old standard variety of longberry wheat, greatly prized by farmers, and always selling at the highest market price. It is the best variety for stiff or low grounds. Price, \$1.10 per bushel. Special prices in quantity.

Our Seed Wheat Circular, to be issued in September, will contain information regarding other varieties of Seed Wheat that we can offer. If interested write for circular. We will cheerfully mail same upon request.



Currell's Prolific Wheat.



# CRIMSON OR GERMAN CLOVER.

(Also Known as Annual or Scarlet Clover.)

THE KING OF SOIL IMPROVERS. ALSO FURNISHES EXCELLENT GRAZING, SPLENDID EARLY GREEN FOOD, OR A GOOD HAY CROP.

## CRIMSON CLOVER

Is one of the most valuable forage and soil-improving crops grown, succeeding well on all soils, but is especially valuable for the lighter soils of the Middle and Southern States, and becoming more largely and extensively grown every year. It makes fine winter and spring grazing, splendid early green feed or a good hay crop, but its greatest value is as a soil improver, putting the soil in splendid condition, and adding very greatly to its fertility wherever it is grown. The use of this crop is rapidly extending all throughout the South. In addition to its value for feeding purposes, the fact that it prevents winter-leaching of the soil, improving the condition and productiveness of lands wherever sown, is causing it to grow in public favor everywhere. Even where the crop is cut off for green feed or hay the soil is greatly improved by the action of the roots and by the increased quantity of nitrogen added to the soil, enabling the farmer to grow better crops with less fertilizer, and at the same time permanently improve the land wherever the Clover is grown. It is undoubtedly the cheapest and at the same time one of the best soil improvers that can be used, in addition to its value as a green forage and hay crop. Sow from July to October, at the rate of fifteen pounds per acre broadcast. It is also largely sown in corn and cotton fields, being put in at the last working of these crops. We strongly recommend, particularly in this crop, that farmers always sow our TRADE MARK BRAND, which is the highest grade NEW CROP seed. One year old seed, while it will germinate well, and is nice looking seed, does not seem to throw out as strong a sprout as the new crop seed, and will not stand unfavorable weather nearly as well. A firm seed bed is also a particularly important factor in getting satisfactory stands of this crop, and it is better to sow it on land that has been ploughed some time previous to seeding, and also harrowed at frequent intervals, so as to kill any weed seeds in the surface soil. When this is done, all that is necessary is to run a very light harrow over the soil to loosen the surface before seeding, then sow the seed, and run a roller or light brush harrow over it to lightly cover the seed (roller is best). With good preparation and careful seeding, and our TRADE MARK BRAND of seed is sown, there will be practically no difficulty in securing good stands of Crimson Clover, unless the weather comes very severely hot or dry after seeding. Price of new crop TRADE MARK BRAND, August 1st, \$5.00 per bushel. Price fluctuates. Will quote existing prices at any time upon request.

## WHITE BLOOMING GERMAN CLOVER.

Identical in appearance with the Early Crimson or Scarlet Clover, except it is about three weeks later in maturing, and has a beautiful white flower instead of a crimson flower, and on this account it furnishes more and later grazing. This White German is not as generally known as the Early Crimson, but those who have grown it are enthusiastic in its praise, and our sales of it are increasing rapidly every year. We strongly recommend every one who sows the Crimson to sow at least a part of their fields in this White Blooming German, and they will be more than pleased with the results. Price TRADE MARK BRAND seed, 10c. per lb. \$5.25 per bushel of 60 lbs.

## ALSIKE CLOVER. (*Trifolium Hybridum*.)

Makes a good pasturage on stiff, moist soils, but its chief value is for hay. It will stand any amount of cold, but does not like too much heat, hence it is more suited to the alluvial valleys of our mountains than to the coast region of the Southern and South-



CRIMSON OR SCARLET CLOVER.

Improves the productiveness and condition of soils wherever grown.

western States. As Alsike Clover flowers later than Red Clover, it is more suitable to sow with Timothy. Price of TRADE MARK BRAND seed, per lb., 12c.; bushel, about \$6.00.

## WHITE CLOVER. (*Trifolium Repens*.)

This variety does well in almost any kind of soil, but prefers moist situations. It will thrive better on land containing iron than any other kind of clover. It is largely used in lawn and pasturage mixtures. Sow either in the spring or fall at the rate of five or six pounds per acre. Price, 20c. per lb.; 5 lb. lots and over, 18c. per lb. Bushel prices on application.

## BURR CLOVER.

This is a hardy, rank-growing plant, which has been found valuable for winter pasturage in the South, particularly in the Gulf States. Sowing on scarified Bermuda sod in the fall, as soon as Bermuda is killed down by frost, Burr Clover comes up and grows during the winter, thus furnishing, in connection with that grass, all-the-year-round pasturage. The plant matures its seed early in the spring, and disappears about the time Bermuda grass resumes growth. It produces seed abundantly after the first year, and no reseeding is necessary, unless the clover has been pastured so closely as to prevent it from maturing seed, but the sod must be scarified each fall to give the clover seed a chance to get its roots in the soil below the layer of Bermuda roots. The scarifying is also beneficial to the Bermuda grass. Burr Clover produces its seeds in slender, prickly pods, which become spirally wound up into a ball or burr. It seems to be impossible to clean the seed, and we can only offer it in the burrs. Price, 30c. per pound, \$2.50 per bushel of 10 lbs.



**LUCERNE OR ALFALFA CLOVER.**

We wish we could impress upon every one of our customers the great value of this crop, particularly as a crop to depend upon during our summer drouths. Its roots penetrate the subsoil to a considerable depth, and it will ordinarily easily furnish four or five cuttings a year. It grows during dry weather better than any crop we know of, and any farmer who has ever seen the difference in yield and appearance between a field of Alfalfa and a field of ordinary Clover or Grass during a period of drought would never be without this valuable drought-resisting crop. Its beautiful green and growing appearance during droughts, when everything else appears dry and brown, is due to its deep-rooting propensities, and when sown on soils with a gravelly or light subsoil which its roots can penetrate, it will outyield any other grass or clover crop when it once gets well established. The chief difficulty with this, as with other Clovers, is in getting a good stand, and it is absolutely necessary to give good, clean preparation, following out the plan we outline in "Time of Seeding, Preparation, etc.," on page 13, ploughing the ground some time in advance of time of seeding, and harrowing at frequent intervals to kill any weeds which may be near the surface, and to give a good, firm seed-bed. Give a little extra care in the preparation of the soil for this crop, and you will have a continuous yielding crop lasting for years. This will give several cuttings each year of most nutritious feed, relished by all kinds of stock, either green or dry. Another prime requisite to secure a good growth and stand is to have the freshest seed, free from dodder and other objectionable weed seeds with which the crop is sometimes infested. This we supply under our TRADE MARK BRAND Alfalfa seed, and quote same at 15c. per lb.; \$8.00 per bushel of 60 lbs. Sow at the rate of 20 pounds per acre, either broadcast or in drills, giving the same preparation as you would for turnips and sowing in drills fifteen inches apart is preferable. This will allow of running a cultivator to keep down the weeds until the Alfalfa gets a good start, after which the Alfalfa is abundantly able to take care of itself.

**LUCERNE OR ALFALFA CLOVER.**

bushels of Orchard Grass per acre will give a liberal seeding. Price of our TRADE MARK BRAND Red Clover Seed, choicest and cleanest quality, about \$5.75 per bushel. Choice quality seed, about \$5.50 per bushel. Price fluctuates. Will quote prices at any time upon request.

**МАПЛОТН, OR SAPLING CLOVER, (*Trifolium Pratense*.)**

This is a selection of the Red Clover, and is similar to it both in the appearance of the seed and its habits of growth, the difference being that it usually grows larger, and is later in maturing. It is considered superior as an improver on account of the extra growth. It is a good variety for thin soils, or to seed with Timothy, as it matures about the same time. The appearance of the seed of this is identical with the Red Clover, and on this account it is impossible to distinguish any difference between the two by the appearance of the seed. We always obtain our supplies from reliable sources, but in this, as in all other seeds, we give no warranty in any way, simply using every reasonable care to supply Mammoth, or Sapling Clover as ordered. Sow ten to twelve pounds per acre by itself, or with Timothy six pounds of Clover and eight pounds of Timothy will give a liberal seeding. Price fluctuates. Present price (August 1st) for our TRADE MARK BRAND is \$6.00 per bushel. Choice quality seed, about \$5.75 per bushel.

**RED CLOVER. (*Trifolium Pratense*.)**

One of the most valuable farm crops, and is largely used for pasturage and hay and as an improver of the soil. Red Clover on good land will yield two or three cuttings per year. The first crop makes rich feed, and is the most valuable for hay. The second crop does not make so good a quality feed. Like other leguminous plants, Red Clover draws largely for its sustenance from the atmosphere, gathering nitrogen and other constituents required by cultivated crops; its roots penetrate deeply, drawing from the subsoil, thus acting as a soil improver, and not only increasing the productiveness of the land, but putting it in better condition than before. In some sections of the South it is the custom, where tobacco and cotton are largely grown, to "rest" fields every few years. It would be vastly better if, instead of leaving these lands unoccupied, they were sown in Red Clover. In this way farmers would not only get a crop of forage, but the land would be very much improved by this crop being grown on the soil. Clover, intelligently used, is the farmer's best friend, not only furnishing most nutritious feed, but restoring fertility to worn-out lands. It is strongly to be recommended, however, that clover be used in a rotation of crops, and not grown successively on the same fields. A top dressing of 200 pounds of land plaster to the acre on clover in the spring improves the growth wonderfully. Clover should be cut for hay when in full bloom. Can be sown either in the fall or spring. September and March are the best months for seeding clover. When sown by itself sow ten to twelve pounds per acre. Sown with Orchard Grass, six or seven pounds of clover with one-and-a-half

**COVER CROPS.**

Don't leave your lands exposed to winter rain and frosts, but sow some crop on same. Crops like Crimson Clover, Rye, Hairy Vetch, etc., not only prevent the fertility from being washed out of the soil, but really add considerably to its productiveness, and if farmers would more generally sow these crops, especially at the last working of Corn and Cotton, they would add greatly to the value of their lands, lessen the necessity for the use of fertilizers, and at the same time increase the yield and quality of crops to follow.



# WOOD'S GRASS AND CLOVER SEEDS.

The Grasses and Clovers are the Surest Basis for Permanent Prosperity on the Farm

**WOOD'S GRASS AND CLOVER SEEDS** have attained the highest reputation for purity, cleanliness and germinating qualities, causing our business in same to become one of the largest in the country. Selling these seeds in the large quantities that we do, also enables us to supply same at the lowest possible prices for best quality seeds.

The information that we give is especially full and complete, and all interested in grass culture will appreciate the help that this gives in securing good stands and growing grass and clover crops successfully. The descriptions of the different varieties, the suggestive combinations with other kinds, the adaptability for various soils and conditions, with other information, will be found of especial use and value in arriving at correct conclusions as to the best varieties of grasses to use for the purposes which are desired to be attained.



**TALL MEADOW OAT GRASS.**

Unquestionably one of the best hay and pasturage grasses grown for the Southern States,

Read what experienced farmers say about this grass:

ROCKINGHAM CO., VA., Nov. 3, 1899.—I have been growing Tall Meadow Oat Grass for thirty years, and find it far superior to Orchard Grass. It produces more leafage, has a softer straw, quicker growth, and will sod poor land much quicker than Orchard Grass.  
J. B. BURNER.

ALEMABLE CO., VA., Nov. 8, 1899.—The Tall Meadow Oat Grass is essentially the grass to sow for grazing. At this writing it is affording my stock a fine, full pasturage.

WM. MANN.

See page 8 for full description.

## THE ADVANTAGES OF FALL SEEDINGS

Of grasses and clovers in this section are fully recognized, and it is very much better, where it is practicable to do so, to make the seedings in the fall. Spring seedings, of course, give very satisfactory results, but experience has shown that fall seedings usually stand the best, as they make a better growth and get thoroughly well established in the spring, before having to experience any dry, hot summer weather.

## FLUCTUATION IN PRICES.

The prices of Grasses and Clover seeds are constantly fluctuating. The prices quoted in this Catalogue are prices ruling at the time this Catalogue is issued. Will take pleasure in quoting lowest prices on any seeds desired at any time, or will fill our customers' orders at as low prices as is possible for first-class seeds.

## SOILS ADAPTED TO GRASS.

Almost without exception, nearly all of the lands throughout the South are capable of being sown satisfactorily and profitably in grasses. Even the light and very sandy soils of the coast regions will produce grasses satisfactorily, provided the proper kinds are sown. Johnson Grass and Bermuda Grass will succeed and grow in very light, sandy soils, while Red Top, Orchard Grass and Tall Meadow Oat Grass will do very well indeed on light loamy soils, as well as on heavier soils, both for hay and pasturage. For heavier soils, such as river bottoms and in mountainous districts, grasses like Timothy, Meadow Fescue and Kentucky Blue Grass give excellent results. The sowing of grasses in mixtures gives very much larger yields and better results than sowing one or two grasses alone. Full information as to the best combinations of grasses and clovers for different soils will be found on page 11. Clovers will succeed and do well on almost any class of soils throughout the South, the Crimson Clover succeeding and doing best on the light or sandy soils, while Red Clover gives better results on heavier soils or in mountainous districts. Land that is poor or deficient in vegetable matter can easily be brought up to a condition to seed in grass by the use of stable manure or fertilizing or soil-improving crops, such as Cow Peas, Crimson Clover, or Red Clover, the plowing under of which does so much to improve the fertility and condition of soils.

## TIME OF SEEDING, PREPARATION OF THE SOIL, ETC.

Land that is intended for grass should be plowed some time previous to seeding, and should be harrowed over at frequent intervals (in hot, dry weather is best), not only to kill any weeds that may be in the soil, but also to give as finely pulverized a seed bed as possible.

It is most important that the land be clean and of good tilth when the grass seed is sown. The soil should be lightly harrowed immediately before sowing, and after sowing, the seed should be covered with a very light harrow, or a brushdrawn harrow is probably best. Rolling the ground after seeding is also of decided benefit, provided the soil is not wet. The best time for seeding grass in the South



in the fall is during the months of September or October. In the spring the seeding should be made from the latter part of February to the middle of April. THE BEST RESULTS ARE OBTAINED BY SOWING GRASS SEED ALONE, and not with a grain crop, although it gives very good results when sown with a light seeding of grain, especially in the spring. The quantities of seed to be sown to the acre are given under descriptions of different varieties of grass. In sowing, it is best to mark off the land in such width as can be conveniently sown, dividing the seed for such portion, sowing one-half in going one way over that portion of the land, then returning the same way sowing the other half, so that it is spread uniformly all over the field. It is important that grass seeds be covered carefully to a depth of not more than a half inch. Clover and some of the larger seeds will germinate and grow at the depth of an inch.

#### CARE OF PASTURES AND MEADOWS.

Land used for pasture yields more nourishment than where the grass is mowed off. Young shoots are more nourishing and digestible than the dry grass. Care should be used, both in pastures and meadows, never to graze or cut grass too close. Especially should this be the case in dry spells in the summer. There is great injury from this cause. Cattle, and sheep especially, should not be put on the grass too early in the spring. It is preferable to mow grass the first season, instead of pasturing. With careful management and judicious manuring, meadows and pastures will last for years and yield double the quantity of feed. The droppings from animals grazing on the grass will help considerably to keep up the productiveness, but it will be found beneficial to supplement this with an occasional top-dressing, at least every two years, of Wood's Pure Animal Bone Meal, or our Grain and Grass Fertilizer, at the rate of about 300 pounds per acre. A top-dressing of Land Plaster, at the rate of 150 pounds per acre, applied early in the spring, is also of decided benefit. Grass for hay should always be cut before the seed ripens; otherwise it not only makes an inferior quality of hay, but also takes much more strength from the ground.

#### ROLL YOUR GRASS LANDS.

Rolling both hay and grazing fields with a heavy roller at frequent intervals throughout the year is of decided benefit, as it causes the grass roots to strike deeper, thus making a better growth of grass, and, at the same time, it enables the grass to withstand droughts much better than when not so rolled. We strongly recommend our customers to practice this rolling more frequently, and they will find the results eminently satisfactory. The best time to roll hay fields is immediately after cutting, and also early in the spring, before the grass gets a good start.

#### WOOD'S TRADE MARK BRAND GRASS AND CLOVER SEEDS.

We call special attention to the information on page 1 about Wood's TRADE MARK BRAND seeds, which are always the best that can be procured.

#### TALL MEADOW OAT GRASS.

One of the most valuable hay and pasturage grasses in cultivation, and it is especially desirable and adapted for the South. It withstands the heat and drought of midsummer and cold of winter, starts very early in the spring, and continues to give good grazing until late in the fall. For hay, it can be cut twice in a season, and will yield nearly double as much as Timothy. Its nutritive qualities are first-class, containing, by analysis, more flesh and muscle-forming materials than Timothy, but is not quite so fattening as that grass. It ripens at the same time as Orchard grass, and gives the very best results sown with it and Red Clover. For hay, it should be cut while in bloom. Tall Meadow Oat Grass is best adapted for good loamy uplands, but

gives excellent results on nearly all soils, and better results than any other grass on light, medium or sandy soils. Farmers who have been sowing this grass for years are especially well pleased with the returns from it, and are sowing constantly increasing acreages each year. When sown by itself, sow at the rate of two to three bushels per acre, either in the fall or spring. Sown with Orchard Grass and Red Clover, the quantities usually sown are one bushel (eleven pounds) Tall Meadow Oat Grass, one bushel (fourteen pounds) Orchard Grass, and six pounds Red Clover. The addition of four pounds Fancy Clean Red Top or Herd's Grass seed to the acre to this mixture increases the aftermath and the yield of grazing. This combination is excellent, and one that has given the most satisfactory results. Price (August 1st) TRADE MARK BRAND seed, \$1.30 per bushel; choice seed, \$1.20 per bushel. Price fluctuates. Will quote existing prices on request at any time.



RED TOP OR HERD'S GRASS,

The most reliable pasturage grass grown, and succeeds on a greater variety of soils than any other grass.

#### RED TOP, OR HERD'S GRASS. (*Agrostis Vulgaris*)

This grass makes excellent pasturage and good yields of fine quality hay, and succeeds on a greater variety of soils than any other grass in general use, giving very good results on light soils and the very best results on heavier, moist, or low-ground soils. It is rather late in starting in the spring, and matures its crop at the same time as Timothy. Is excellently adapted for seeding with Timothy for hay, and furnishes excellent pasturage afterwards. When it gets well established it spreads, and will gradually supplant other grasses. The grades of the seed usually sold are the grade in the chaff, known as "Prime," and the "Fancy Clean" seed, which is the seed cleaned from the chaff and all impurities. We would strongly advise our customers to sow the Fancy Clean seed in preference to the Prime, or the seed in the chaff, as it will give much better and more satisfactory results. Our TRADE MARK BRAND of the Fancy Clean Red Top is of extra fine quality, and carefully cleaned from impurities. We can also furnish the Choice and Prime Fancy Red Top as usually sold. It requires about 8 to 10 pounds to seed an acre of the Fancy Clean seed, or two to three bushels of the



Prime seed in the chaff. When sowing with Timothy, sow five pounds of the Fancy Clean seed and eight pounds of Timothy per acre. It can be sown either in the fall or spring. Price of our TRADE MARK BRAND Fancy seed 12 cts. per pound; per 100 pounds, \$10.00. Prices in quantity quoted upon application. Prime Red Top, in the chaff, about 35 cts. per bushel of ten pounds.

**ORCHARD GRASS.** (*Dactylis Glomerata.*)

One of the best and most reliable grasses for the Middle and Southern States, either for hay or pasturage. It succeeds well on nearly all soils, but does best on upland, loamy or moderately stiff soils. It starts early in the spring and continues well into winter. It is of quick growth and relished by stock, especially when young, and bears close grazing. It makes excellent hay, and gives the very best results mixed and grown with Tall Meadow Oat Grass and Red Clover, as suggested under the head of Tall Meadow Oat Grass. It should be cut when in blossom, as the hay is injured if the seed is allowed to ripen. It can be sown in the fall or spring, either with grain or alone. Sow two bushels per acre if sown alone, or with Red Clover, one and one-half bushels of Orchard and seven pounds of Clover are the quantities usually sown. Price fluctuates. Present price (August 1st) of our TRADE MARK BRAND: Per lb. 15c.; per bus. of 14 lbs., \$1.50; choice seed, \$1.40 per bushel. Will quote prices at any time upon request.

**KENTUCKY BLUE GRASS.** (*Poa Pratensis.*)

An excellent pasturage and lawn grass, succeeding best on limestone land, but does well on stiff or clay and medium soils. It is rather sensitive to heat, but not so to cold weather, and on this account does its best in the fall, winter, and spring. It grows slowly at first, forms a very compact turf, making a fine pasturage when once established. It is best, however, to combine other grasses with it for either lawn or pasturage. Sow in the fall or spring at the rate of two to three bushels per acre. Fancy Clean seed, per lb., 20 cts.; per bushel of 14 lbs., \$1.40. Special prices in quantity.

**MEADOW, FESCUE, RANDALL, OR ENGLISH BLUE GRASS.** (*Festuca Pratensis.*)

This should be very much more largely used than at present. It makes a very good hay and pasture grass, and is particularly valuable for fall and winter pasturage, as it remains green throughout the winter. It is very popular in Southwest Virginia, East Tennessee, and the mountainous districts of North Carolina, where it is very highly appreciated as a large-yielding, nutritious pasturage and hay grass. It succeeds well in nearly all sections of the South, and should be very largely used in pasturage and hay mixtures, being specially suitable for sowing with Red Top and Timothy for hay, or with these and Orchard and Tall Meadow Oat for permanent pasturage. Sow either in the spring or fall at the rate of two bushels to the acre, if sown by itself. Price of our TRADE MARK BRAND of the seed, about \$1.50 per bushel (14 lbs.).

**RED FESCUE.** (*Festuca Rubra.*)

Valuable hay and pasturage grass, especially for permanent mixtures. It has creeping roots, which in dry and sandy soils are often as strong as wiregrass. Sow about two bushels per acre, if sown by itself; it is best, however, to sow this with other grasses. (See our Special Mixtures, on page 11.) Per lb. 20c.; per bus. (14 lbs.), \$2.00.

**SHEEP FESCUE.** (*Festuca Ovina.*)

Is a densely tufted perennial grass for dry, sandy and rocky soil, where scarcely any other species will grow. It roots deeply, and forms a dense, short tuft, suitable for lawns and pleasure grounds, where the soil is sandy. It affords wholesome food for all cattle, especially sheep. Specially recommended for pasturage mixtures. (See Special Mixtures, page 11.) Sow about 25 lbs. per acre. Per lb. 20c.; bushel of 14 lbs., \$2.00.

**HARD FESCUE.** (*Festuca Duriuscula.*)

This does not produce so much as many other grasses, but it thrives well in dry situations where other grasses would fail, withstands summer drought, is green through the winter, grows a foot or two high; a great pasture grass; valuable in mixtures. (See Special Mixtures, page 11.) Per bushel (14 lbs.) \$2.00.



**ITALIAN RYE GRASS.**

This splendid grass yields three or four full cuttings of most nutritious hay the following season from seed sown in the fall.

**ITALIAN RYE GRASS.**

One of the most valuable grasses for the South, especially suited for good, rich soil and low ground. Makes several cuttings of most nutritious hay the following season from seed sown in the fall. We have received reports from our customers of enormous yields of this most excellent and nutritious grass, and it has given particularly satisfactory and successful results in Virginia and North Carolina. Italian Rye Grass is an annual, and should be sown every year, at the rate of twenty-five to thirty pounds per acre. It can be sown during August, September, or October. It should be mown as early as the blossoms appear, or the hay will not be so good, and it can be cut every month from early spring if the soil and weather are suitable. If sown on rich bottom land, it will not be injured by overflows. We hope our agricultural friends will give more attention to this very valuable grass. There is a great deal of Rye Grass sold for Italian which is not true Italian. The seed we have been supplying has given most excellent results. Per lb. 15c.; \$1.00 per bushel of 14 lbs.

**PERENNIAL RYE GRASS.** (*Lolium Perene.*)

A quick-growing, very early-maturing grass, best adapted to strong, rich, moist, clay soils, on which soils it will last several years. It furnishes good grazing and hay, but as it does not root very deeply, does not stand drought so well as some other



grasses; does very well in mixture with grasses like Orchard and Tall Meadow Oat. When sown by itself, sow thirty pounds per acre in spring or fall. Per lb. 12c.; per bushel of 14 lbs., about 90c.

#### TIMOTHY. (*Phleum Pratense*.)

This makes one of the most popular, nutritious and salable of hay grasses. It is best adapted for sowing on clay or heavy loams, lowlands, or in mountainous districts, although it will do well on any good, stiff, loamy soils, provided moisture is abundant. It does not succeed nearly as well, however, as Orchard, Tall Meadow Oat or Herd's Grass on soils of a sandy or light, loamy texture, and is not of as much value for pasturage as other grasses. The stand of Timothy will also be injured if grazed or cut too closely. The yield of hay on good ground is from one-and-a-half to three tons per acre. The best clover to sow with Timothy is either the Sapping or Alsike, as they mature and ripen with Timothy. The practice of sowing the common Red Clover with Timothy is not advisable, as they do not ripen together, the clover being ready two or three weeks before the Timothy; thus either one or the other must be cut at a stage which will not give best results. Red Top or Herd's Grass and Meadow Fescue mature at the same time as Timothy, and are excellent grasses to sow with it both for hay and pasturage. They will increase the yield of hay to a certain extent, but will very largely increase the yield and value of the pasturage. Timothy by itself requires to be sown at the rate of about a peck (11 lbs.) to the acre, or with clover, eight pounds of Timothy and six pounds of clover will give a good seeding. A mixture of Timothy, Red Top, Meadow Fescue and clover should be sown in the following proportions: Six pounds Timothy, four pounds clover, four pounds Fancy Red Top, one-half bushel Meadow Fescue. These will furnish an excellent mixture, both for hay and pasturage, on good, loamy, clay, or low-ground soils. Present price: Our TRADE MARK BRAND, about \$1.75 per bush.; Choice Timothy seed, about \$1.65 per bush., of 45 lbs.

#### POA COMPRESSA.

Also called Native and Canada Blue Grass. Is very highly recommended by some authorities on grasses, both as a lawn and pasturage grass in the South. Our own experience with it has not been uniformly satisfactory, and, while it may give good results in mixtures, we would recommend to our customers in sections where it is untried and unknown to experiment with it on a small scale before sowing it extensively. Per bushel of 14 lbs., \$1.25.

#### CREeping BENT GRASS. (*Agrostis Stolonifera*.)

This grass somewhat resembles the Red Top or Herd's Grass in growth and appearance, and is considered by many practical men as fully equal, or even superior, to that grass. It is certainly a splendid grass and well adapted for the South, and should be largely used in all lawn and pasturage mixtures. (See Special Mixtures, page 11.) It has creeping or stoloniferous roots, and spreads and holds to the soil in a very tenacious way. Per lb. 20c.

#### MEADOW FOXTAIL. (*Alopecurus Pratensis*.)

Fine permanent pasture grass, which does not come to perfection until two or three years old. It is splendid in mixtures for soils of intermediate quality as to moisture or dryness. (See Special Mixture, page 11.) It resembles Timothy, but is three to four weeks earlier, being one of the earliest grasses to start in the spring. No grass bears the hot sun better, and frequent mowings do not injure it. Sow 15 lbs. per acre. Per lb. 25c.

#### CRESTED DOG'S TAIL.

A valuable pasturage grass, largely used in mixtures recommended for dry soils and situations. Does well on hill-sides. (See Special Mixtures, page 11.) Per lb. 35c.

#### WOOD'S MEADOW GRASS,

An early, nutritious grass. Does well under trees, as it is specially suited for shady places. Recommended for lawn and pasturage mixtures. (See Special Mixtures, page —.) Per lb. 35c.

#### ROUGH STALK MEADOW GRASS. (*Poa Privalis*.)

A valuable grass to cultivate in moist, sheltered soils, possessing highly nutritive qualities, coming to perfection at a desirable time, and being exceedingly relished by cattle, horses, and sheep. (See Special Mixtures, page 11.) Per lb. 35c.

#### HUNGARIAN OR Awnless BROME GRASS.

One of the best hay and pasturage grasses for poor dry and sandy soils.

Comparatively a new grass in this country, but in Hungary, Europe, its principal home, it is the chief meadow grass of the sandy moorlands. It grows coarse, resembling Orchard Grass; prefers light, dry soil. It roots deeply, and stands protracted droughts well, and will thrive upon soils too poor and dry to grow anything else but broom sedge, hence is valuable for such situations, both for grazing and hay, and especially in mixtures with other grasses. In our tests of this grass it does not prove equal to either Orchard or Tall Meadow Oat Grass. It has, however, been talked up very much in the agricultural press, especially in the West, and is worthy of extended trial. Sow at the rate of from two to three bushels per acre, when sown by itself, either in the spring or fall. Per lb. 20c.; bushel of 14 lbs., about \$2.25.

#### BERMUDA GRASS.

One of the most valuable pasturage grasses for the far South. Full information and description is contained in our Spring Catalogue. Recommended for spring seeding only. Per lb. 75c.

#### JOHNSON GRASS.

MAKES VERY LARGE YIELDS OF HAY OR FORAGE.

This is a most valuable crop for the South; it is not properly a grass, but is really a perennial sorghum. It grows rather coarse, but makes a large yield of forage, which, when young and tender, is relished by stock, and makes a large yielding crop of either permanent pasture or hay; but we would not advise to sow this variety if the ground will be required for other crops, as it will be difficult to eradicate it from the soil when it once gets a hold. It should also be cut just as the seed head is making its appearance, before it flowers. If this is done there is no difficulty in confining it to the fields where it is sown, cut in the way above indicated. If the seed is allowed to form, it not only does not make as good a quality of feed, but the seed being scattered by the droppings of animals, it is likely to appear in cultivated fields and places where it is not wanted. Its nutritive qualities are said to be superior to Timothy hay, and when carefully handled it is one of the most valuable and satisfactory forage crops that the Southern farmer can grow. Sow at the rate of one bushel per acre, either in the spring or fall. Per bushel (24 lbs.) about \$1.75.

#### ITALIAN RYE GRASS.

If you have not yet sown this splendid grass, you should by all means do so. Sown in the fall it yields three or four full cuttings of most nutritious hay the following season. Our customers who have been sowing it for years are very much pleased with it. (See page 9.)



# WOOD'S CELEBRATED GRASS AND CLOVER SEED MIXTURES.

Mixtures for Hay.

Mixtures for Pastures.

Special Mixtures for any Soil or Purpose.

The advantages of sowing grasses and clover seeds in mixtures has long been recognized, and the practice is increasing to a very remarkable extent all through the South. We were the pioneers in putting up special mixtures for different soils, and the results to our customers have been exceedingly satisfactory, and we are constantly in receipt of letters from same expressing their satisfaction from sowing the combinations of grasses and clover seed as recommended by us.

The special mixtures which we offer are the results of many years of experience and careful experiment, and we are constantly benefiting by our experience in improving the combinations of the different mixtures offered, as the grasses prove more successful in different mixtures on various soils. We are always glad to give our customers the benefit of our knowledge and experience in these matters, and will cheerfully take pleasure in advising them as to their soils and purposes, if they will correspond with us in regard to same.

We have in the following mixtures combined grasses suitable for the various soils and use for which they are recommended. Those for permanent pastures are composed of grasses which succeed each other in growth, and give a succession from the first of spring until late in winter, while for those desired more for cutting for hay, we have combined grasses which ripen together. The different mixtures are prepared both as to quantity and varieties best adapted to the soils and situation for which they are recommended.

In all of our grass mixtures we use the very best seeds only, the quality and purity of the seeds being our first consideration. The quantity handled enables us to give our customers the benefit of a very low price, even lower than if they purchased the seed separately.

We give below the kind of grasses contained in the different mixtures; all are mixed in suitable proportions as best adapted for the soils recommended.

## MIXTURES Nos. 1 to 5, For Permanent Pasture, but can be Mown.

Twenty-five pounds or over of any of these mixtures supplied at 100-pound rates.

### MIXTURE No. 1.—For Light, Dry, Gravelly, or Sandy Soils.

Composed of the following grasses:

Tall Meadow Oat Grass, Crested Dog's Tail, Hard Fescue, Sheep Fescue,	Meadow Fescue, Orchard Grass, Fancy Red Top, Perennial Rye Grass,	Hungarian Brome Grass, White Clover, Red Clover, Poa Compressa.
--	--	--

Sow 35 or 40 lbs. to the acre. Price, 14c. per lb.; \$12.00 per 100 lbs.

### MIXTURE No. 2.—For Good Loam Soil.

Composed of the following grasses:

Meadow Foxtail, Tall Meadow Oat Grass, Meadow Fescue, Poa Compressa,	Orchard Grass, Kentucky Blue Grass, Perennial Rye Grass, Fancy Red Top,	Italian Rye Grass, Red Fescue, Red Clover, White Clover.
---	--	---

Sow 35 or 40 lbs. to the acre. Price, 14c. per lb.; \$12.00 per 100 lbs.

### MIXTURE No. 3.—For Heavy Loam or Clay Soils.

Composed of the following grasses:

Meadow Foxtail, Orchard Grass, Fancy Red Top, Italian Rye Grass,	Meadow Fescue, Tall Meadow Oat Grass, Alsike Clover, Red Clover,	White Clover, Kentucky Blue Grass, Perennial Rye Grass, Creeping Bent.
---	---	---

Sow 35 or 40 lbs. to the acre. Price, 14c. per lb.; \$12.00 per 100 lbs.

### MIXTURE No. 4.—For Moist Bottom Land.

Composed of the following grasses:

Creeping Bent Grass, Kentucky Blue Grass, Meadow Foxtail, Timothy,	Orchard Grass, Alsike Clover, Wood Meadow Grass, Meadow Fescue, Fancy Red Top,	Rough Stalked Meadow Grass, Italian Rye Grass, Mammoth Clover, Perennial Rye Grass.
---	--	--

Sow 30 or 35 lbs. to the acre. Price, 14c. per lb.; \$12.00 per 100 lbs.

### MIXTURE No. 5.—For Wet Bottom Land.

Composed of the following grasses:

Rough Stalked Meadow Grass, Fancy Red Top, Italian Rye Grass, Meadow Foxtail,	Meadow Fescue, Timothy, Alsike Clover, Creeping Bent Grass,	Wood Meadow Grass, Mammoth Clover, Sheep Fescue.
--	--	--

Sow 30 lbs. to the acre. Price, 14c. per lb.; \$12.00 per 100 lbs.

## Nos. 6 to 9, For Mowing for Hay, but can be Grazed.

Twenty-five pounds or over of any of these mixtures supplied at 100-pound rates.

### MIXTURE No. 6.—For Light, Dry, Gravelly or Sandy Soils.

Composed of the following grasses:

Orchard Grass, Tall Meadow Oat Grass, Red Fescue,	Perennial Rye Grass, Hungarian Brome Grass, Red Clover,	Fancy Red Top, Meadow Fescue.
---	---	----------------------------------

Sow 35 lbs. to the acre. Price, 14c. per lb.; \$12.00 per 100 lbs.

### MIXTURE No. 7.—For Good Loam Soil.

Composed of the following grasses:

Meadow Foxtail, Tall Meadow Oat Grass, Meadow Fescue,	Orchard Grass, Perennial Rye Grass, Kentucky Blue Grass,	Red Fescue Red Clover.
---	--	---------------------------

Sow 35 lbs. to the acre. Price, 14c. per lb.; \$12.00 per 100 lbs.

### MIXTURE No. 8.—For Heavy Loam or Clay.

Composed of the following grasses:

Meadow Fescue, Orchard Grass, Perennial Rye Grass,	Kentucky Blue Grass, Meadow Foxtail, Tall Meadow Oat Grass.	Fancy Red Top, Red Clover, Timothy.
--	---	---

Sow 35 lbs. to the acre. Price, 14c. per lb.; \$12.00 per 100 lbs.

### MIXTURE No. 9.—For Moist Bottom Land.

Composed of the following grasses:

Fancy Red Top, Timothy, Kentucky Blue Grass,	Meadow Fescue, Sapling Clover,	Alsike Clover, Rough Stalked Meadow.
--	-----------------------------------	---

Sow 20 lbs. to the acre. Price, 14c. per lb.; \$11.00 per 100 lbs.

### MIXTURE No. 10.—For Good Loam Soil, Shaded with Trees.

FOR PASTURE OR HAY. Composed of the following grasses:

Wood Meadow Grass, Orchard Grass, Hard Fescue, Meadow Foxtail,	Rough Stalked Meadow, White Clover, Italian Rye Grass, Kentucky Blue Grass, Meadow Fescue,	Fancy Red Top, Red Clover, Perennial Rye Grass, Crested Dog's Tail.
---	--	--

Sow 30 lbs. to the acre. Price, per lb. 14c.; \$12.50 per 100 lbs.

## CANADA FIELD PEAS.

The late fall seeding of this crop has usually given very satisfactory results, but in some sections of the South, owing, we believe, to the unfavorable season, they did not succeed very well last spring. We are inclined to think, however, judging from our past experience with the crop, that this was due nearly altogether to the unfavorable weather conditions, and believe that under ordinary favorable weather conditions, that both the fall and early spring seeding of this crop will give very satisfactory yields of most nutritious feed in all sections of the South.

Canada Field Peas sown in November or December and covered deeply, come up early in the spring, and grow off rapidly as soon as the weather opens up. They usually make a splendid yield, which can be fed green or cured admirably for hay or dry forage; also making an excellent soil improver when turned under like cow peas or clover, but its greatest value is as a forage crop. Canada Field Peas are best sown with Oats, at the rate of one bushel of Peas to three-fourths bushel Winter or Rust Proof Oats to the acre. Or, if sown by themselves, sow at the rate of one and a half bushels of Peas to the acre. They should be covered deeply with a heavy harrow, or plowing them in with a single-horse plow is probably the best. Sowing with Oats is a decided advantage, as the Oats help to hold the Peas off the ground, enabling them to make a better growth, and as both mature together they make a splendid combination of feed, greatly relished and very nutritious for all farm animals. The Canada Field Pea is entirely different from the Cow or Stock Peas, and is really a field variety of the English or Garden Peas. It is very extensively used as a field crop in Canada and the Northern States.

The following letter from Prof. Andrew M. Soule, Agriculturist of the Tennessee Experiment Station, gives his experience and opinion of same as grown in Tennessee.

UNIVERSITY OF TENNESSEE, KNOXVILLE, TENN., July 19, 1900.—It was so wet after we secured the Canada Field Peas last fall that we decided not to plant them until spring. Those planted early this spring on fall plowed land, gave us very excellent results. We regard this as a crop of considerable value for this section of the country. We will try winter planting this year, and hope it will prove successful. We do not anticipate any particular difficulty in growing Canadian Field Peas in the spring, provided the land is fall plowed and they are planted at the first opportunity. It is well known, of course, that they come from a cooler climate, and in order to have them do well in this State, it is best to sow them as early as possible in the spring, so they may mature before the hot weather of the early summer injures them. Our peas were harvested, of course, long ago, but as they are not yet threshed, we are unable to say how well they yielded, though the indications are that they did very well.

We admire this crop very much as it grows remarkably well with oats, and furnishes a most excellent hay or green fodder, as may be desired. When sown alone it matures so early that it can be followed by corn and peas, sorghum and cow peas, or cow peas, and thus the land will produce two excellent crops and be benefited, if anything, by the use of the Canadian field pea, as it is a legume.

Very respectfully,

ANDREW M. SOULE, *Agriculturist.*

Price, \$1.10 per bushel; cotton bags, 15 cts. extra.

Price fluctuates. Special price on large lots.



# WOOD'S EVERGREEN LAWN GRASS SEED.

The Best of Lawn Grasses for the South. Makes a Beautiful Green Lawn in from Six to Eight Weeks' Time, which, with Proper Care and Attention, will Keep Green all the Year Round.

Wood's Evergreen Lawn Grass Seed is composed of various grasses that grow and flourish at different seasons of the year, so that a rich, deep green, velvety lawn is constantly maintained. Only the freshest, cleanest and purest Grass Seeds are used, combined in such proportions as years of experience show succeed and do best in our Southern soil and climate. Price per qt., 25c. If by mail, 30c. Peck (5 lbs.), \$1.25; bushel (20 lbs.), \$4.00; per 100 lbs., \$18.00.

For preparation of the soil, quantity to sow, etc., see "Sowing," etc., below.

## WOOD'S PERMANENT LAWN GRASS.

This grass is designed to supply a satisfactory mixture for large places, where a lawn and grazing combined are desired. We have had numerous requests for such a grass for sowing in groves and large fields for lawn and pasture purposes combined. The grasses of which this is composed are not as fine-growing as those used in our Evergreen Lawn Grass, but will be very satisfactory where special attention cannot be given to same. 25c. per lb.; 5 lbs. for \$1.00; bushel of 20 lbs., \$3.50.

## WOOD'S LAWN ENRICHER.

This is indispensable for making and sustaining fine lawns, and will rapidly cause the grass to become a beautiful green color. It can be applied when making a new lawn, or as a top-dressing for an old lawn. When making a new lawn, apply 800 pounds per acre, or 8 lbs. for a lot 12x25 (300) feet. Rake well into the soil before the seed is sown. As a top-dressing for an old lawn, sow 500 lbs. per acre, or 5 lbs. per 300 square feet. Per 5-lb. box, 30c.; 10-lb. bag, 50c.; 25-lb. bag, \$1.00; 50-lb. bag, \$1.75; 100-lb. bag, \$3.25.

## SOWING, MAKING AND PRESERVING THE LAWN.

### PREPARATION OF THE SOIL.

To have a successful lawn, the ground must be rich, or must be made so, to start with, and if the soil is poor, it should have a liberal application of Wood's Lawn Enricher and well-rotted manure, which should be well mixed with the soil. Do not use fresh manure, as the weeds and hay-seeds, which are in all manures, would germinate and fill the lawn with coarse grasses and weeds. The ground should be deeply dug, and all roots, stones, etc., removed and the soil raked as smooth as possible.

### SOWING THE SEED.

Thick seeding, always gives best results. Lawn grass seed should be sown after the soil is raked fine, at the rate of 50 to 75 pounds to the acre; or, for small yards, one quart to every 300 square feet (12x25 feet). The seed should be carefully and evenly sown, and lightly raked in, and afterwards, provided the soil is not wet, rolled or made firm by batting down with the back of the spade. Lawn Grass can be successfully sown any time after the first of September, and up to the middle of April. If it is sown in open weather during the winter it will do well, but it will be a little longer in germinating.



## CARE OF LAWNS AFTERWARD.

While the grass is young, and even when the lawn gets well set, care should be taken that weeds and coarse grass, which spring up naturally in nearly all soils, do not get possession of the lawns. If a watchful oversight is kept at first, and any weeds or coarse grasses are cut at the root with a knife or pulled up, the lawn grass will soon spread and thicken so that it will take entire possession of the soil, filling it up and interweaving so closely that there will be no chance for weeds to grow.

All lawns should be regularly and carefully cut during the growing season with a lawn mower. Scythes should never be used, as they cut unevenly and cut into the roots, thus injuring the grass, and causing bare spots to appear. Care should also be taken, especially in the summer, not to cut the grass too close; one-and-a-half to two inches is close enough. Where possible, lawns should be well watered during hot, dry spells in summer, late in the evening—never in the middle of the day or in the morning. Care should be taken to give plenty of water. GREAT BENEFIT WILL ALSO BE DERIVED BY RUNNING A ROLLER OVER THE LAWN ONCE A WEEK ALL THROUGH THE GROWING SEASON. This forces the roots of the grass to strike out afresh, taking a deeper hold on the soil, enabling the grass to withstand dry weather better, and improving the appearance of the lawn very much. It is best every fall or early in the spring to rake the lawn over very roughly and sow seed on any bare spots, giving also a top-dressing of Wood's Lawn Enricher at the rate of about 5 lbs. to 300 square feet.

## THE FALL SEEDING OF LAWN GRASS.

is very much to be preferred and recommended to spring seeding wherever possible. The grass usually starts and grows off better in the fall, keeps a beautiful green appearance through the winter, and will withstand any dry, hot weather the following summer to much better advantage than from spring seeding. By all means seed your Lawn Grass in the fall wherever possible, even though it should be the first of December before same could be put in.



# WOOD'S SELECTED VEGETABLE SEEDS.

## Selected List Adapted for Fall Planting.

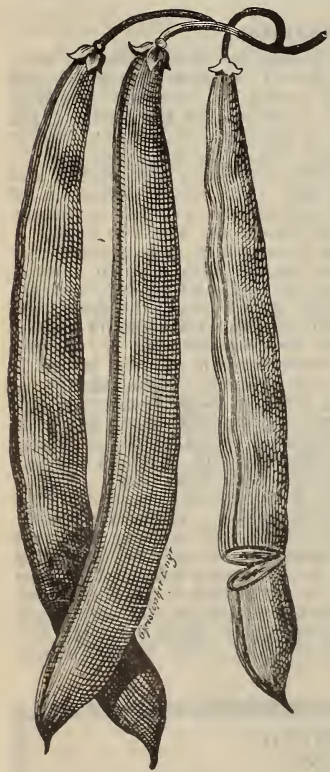
THE FALL PLANTING OF VEGETABLES, both for the private garden and by truckers and market gardeners for shipping and the home market, has been very much more largely practiced in the last two or three years than ever before, and generally with very profitable and satisfactory results. In our opinion, the planting of fall vegetables in the South is just in its infancy, and truckers and market gardeners who will pay particular attention to growing vegetables for shipping and marketing during the fall and winter and early spring, will find that they will reap very profitable results.

The selection of varieties which we offer in this Catalogue is of those adapted for fall seeding. Our Annual Catalogue, issued in January, contains full descriptions and information about all seeds, both for spring and fall planting. To any one who desires a copy of our Annual Catalogue, we will cheerfully mail same upon request.

We pay the postage on all seeds at packet, ounce, and quarter-pound rates. Seeds in bulk at pound, quart, peck, and bushel rates can be sent quickly and cheaply by freight or express. Richmond enjoys especially favorable freight connections with all points, both as to quickness and cheapness of transit, and customers desiring seeds in quantity can be assured of receiving them promptly and satisfactorily by freight or express. If pounds, quarts, or larger quantities are ordered to be sent by mail, add 3 cents per pound or 15 cents per quart to the Catalogue prices.

We shall take pleasure in quoting prices on any seeds desired, delivered at your station, at any time when so requested, if you will kindly send us a list of your requirements. For further information, see page 1.

## THE FALL PLANTING OF SNAP BEANS.



Wood's Earliest Red Valentine.

Snap Beans planted in the fall usually prove quite a profitable crop to the truckers growing them, and in the sections where they have been grown a larger acreage is usually planted than in the spring. The principal reason of this larger acreage is that they usually pay well; another reason is that they are one of the few trucking crops that can be satisfactorily grown in the fall. First plantings of Snap Beans for fall shipments are usually made about the 10th of August, followed by continued plantings every ten days until the middle of September, or further South as late as the end of September. The last plantings are merely a question if they beat out a frost. Quite often they do, and prove very profitable. The following are the best varieties for fall planting:

- Refugee, or 1,000 to 1.** A very popular variety, for late planting, a little later than the Valentine, very prolific, making an excellent round green cut short snap. Pkt. 5c.; qt. 20c.; peck, \$1.50; bushel, \$5.00.
- Wardwell's Kidney Wax.** A favorite wax variety; will stand more wet weather than any other sort, and makes large, fine, tender snaps, which are very saleable on all markets. Pkt. 5c.; qt. 25c.; peck, \$1.60; bushel, \$5.50.
- Currie's Rust-Proof Wax.** A quick-growing wax variety and a great favorite with Eastern North Carolina truckers. Per qt. 25c.; peck, \$1.60; bush, \$5.50.
- Davis Kidney Wax.** Comparatively a new variety, but one that is rapidly coming to the front wherever grown. It is quicker growing, nearly always rust-proof, and the snap always matures plump, full and solid, and of a beautiful yellow waxy appearance. Per qt. 25c.; peck, \$1.60; bushel, \$5.50.

## ASPARAGUS ROOTS.

It is better and more satisfactory to set out Asparagus Roots in the fall rather than in the spring. Our Annual Catalogue, issued last January; gives full directions for making Asparagus beds, setting out, etc. Will mail copy of this Catalogue to any one upon request.

- Conover's Colossal.** Two-year-old roots, 75c. per 100; \$4.00 per 1,000.
  - Palmetto.** Two-year-old roots, \$1 per 100; \$5 per 1,000.
- Prices of other varieties of Asparagus Roots quoted on application.

## GARDEN PEAS.

Planted in the fall, are very desirable and profitable for shipping, the home market, and the private garden. In this section these should be planted in August, or further South as late as the 20th of September. The following list embraces the best varieties for fall planting:

- Wood's Lightning Excelsior Peas.** The quickest growing, hardiest and most profitable of early sorts. Pkt. 5c.; qt. 20c.; peck, 85c.; bush, \$3.00.
- Alaska.** Very popular in the trucking sections on account of its quick growth and beautiful dark green of its peas. Pkt. 5c.; qt. 20c.; peck, 85c.; bush, \$3.00.

Wood's Earliest Red Valentine. This is more largely planted than any other kind. It is a round pod cut-short variety, excellent both for shipping and the home market. Pkt. 5c.; qt. 25c.; peck, \$1.50; bush, \$5.



**First and Best.** An excellent, quick-growing, smooth pea, bearing well-filled pods, very productive and popular. Qt. 15c.; peck, 75c.; bush, \$2.75.

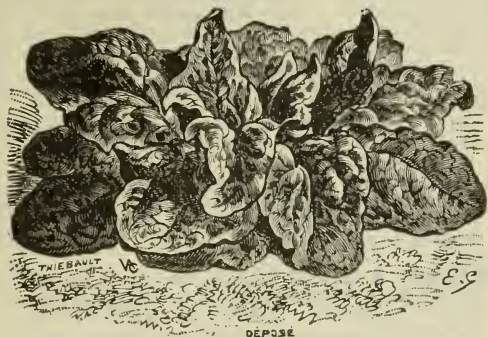
**Large White Marrowfat.** The Marrowfat Peas are quite largely planted in December, and usually succeed very well planted at that time, producing their crops much earlier in the spring than if planted at the usual time in February or March. Pkt. 5c.; qt. 15c.; peck, 60c.; bush, \$2.00.

**Blackeye Marrowfat.** Considered more productive than the White Marrowfat, but similar in other respects, excepting that the eye is black, which does not, however, show when the peas are green. Pkt. 5c.; qt. 15c.; peck, 60c.; bush, \$2.00.

## SPINACH.

Spinach makes one of the most desirable winter and spring greens, and is better liked and usually sells at much higher prices than either kale or turnip salad in our market. Is largely grown for shipping.

**Culture.**—For winter and spring use, sow in September and October, in drills one inch deep, eighteen inches to two feet between the rows. Requires but little cultivation. One ounce will sow one hundred feet of drill; twenty pounds, one acre.



**Norfolk Savoy, or Bloomsdale.** Very early and hardy, with leaves curled and wrinkled like a Savoy cabbage. Very popular with truckers and market-gardeners for shipping. Best for fall sowing. Oz. 5c.;  $\frac{1}{4}$  lb. 10c.; lb. 25c.; 10 lbs and over, 20c. per lb.; per 100 lbs. and over, 17c. per lb.

**Round Leaf.** A favorite variety, used principally for spring sowing. Oz. 5c.;  $\frac{1}{4}$  lb. 10c.; lb. 20c.; 10 lb. lots and over, 20c. per lb.; 100 lbs. and over, 17c. lb.

**Long Standing.** Leaves thick and fleshy. Will stand longer than other kinds without running to seed. Oz. 5c.;  $\frac{1}{4}$  lb. 10c.; lb. 25c.; 10 lbs. and over, 20c. per lb.

## KALE.

Sow broadcast, or in drills, eighteen inches apart, from August to the middle of October. Sow curled varieties at the rate of four pounds to the acre; the Smooth Kale at the rate of eight pounds to the acre if broadcast, or four or five pounds in drills.

**Green Curled Siberian, or Dwarf German Greens.** The best winter kale for general use. The leaves are beautifully curled, of a light-green color, and of splendid quality. Will stand through the winter without protection. Oz. 5c.;  $\frac{1}{4}$  lb. 15c.; lb. 40c.; 5 lbs. and over, 35c. per lb.

**Dwarf Green Curled Scotch, or Norfolk.** One of the most popular shipping sorts; very largely used in the Norfolk trucking district. The leaves are of a bright green color, beautifully curled. Should be sown in rows in August and September. Pkt. 5c.; oz. 8c.;  $\frac{1}{4}$  lb. 20c.; lb. 40c.

**Spring, or Smooth Kale.** A hardy, quick-growing, smooth-leaved variety, which is largely sown both in the fall and spring, and makes a fine salad. Sown in the fall it makes greens earlier than the winter sorts. Very hardy. Pkt. 5c.; lb. 15c.; 5 lbs. and over, 10c. per lb.

## COLLARDS.

In the South, Collards may be sown any time from February till November. For late use, sow after the first of August.

**North Carolina Short Stem.** This sort has become immensely popular wherever grown. We regard it as the best of all collards. It has a very short stem, large, spreading leaves, very hardy, withstanding drought in summer and cold in winter. After frost, turn down and cover the lowest leaves lightly. Pkt. 5c.; oz. 10c.;  $\frac{1}{4}$  lb. 25c.; lb. 75c.

**True Georgia, or Creole.** The old standard variety, which has been in use for years. Pkt. 5c.; oz. 10c.;  $\frac{1}{4}$  lb. 25c.; lb. 65c.

## MUSTARD.

This is grown to a large extent in the Southern States. It is used the same as Spinach, or boiled with meat as greens. The white or yellow seeded variety is cultivated chiefly for medicinal purposes or pickling. Southern Giant Curled and Ostrich Plume are the best varieties for general use.

**Culture.**—Sow during September or October, either broadcast or in rows six inches apart. Cut when about three inches high. Sow one ounce to fifty feet of drill, or broadcast at the rate of five or six pounds per acre.

**Ostrich Plume Mustard.** An improved variety; leaves very finely crimped and curled. Pkt. 10c.; oz. 15c.;  $\frac{1}{4}$  lb. 35c.; lb. \$1.00.

**Southern Giant Curled.** An improved variety, much esteemed in the South. Very succulent, pungent, and of sweet flavor. Pkt. 5c.; oz. 10c.;  $\frac{1}{4}$  lb. 25c.; lb. 75c.

**White or Black.** Used for salad. Oz. 5c.;  $\frac{1}{4}$  lb. 10c.; lb. 25c.

## CORN SALAD.

A very popular salad for winter and spring months. Sow in August and September, in rows nine to twelve inches apart, and during severe spells of weather cover lightly with clean straw or leaves. Pkt. 5c.; oz. 10c.;  $\frac{1}{4}$  lb. 20c.; lb. 50c.

## ENDIVE.

A splendid salad for fall and winter use. Sow in August in drills eighteen inches apart, and when large enough thin out the plants to one foot apart. When nearly grown tie up the outer leaves so as to blanch the heart. In dry season give plenty of water. Pkt. 5c.; oz. 15c.;  $\frac{1}{4}$  lb. 40c.; lb. \$1.25.

## CAULIFLOWER.

Cauliflowers are being very successfully and profitably grown in Florida and in other trucking sections in the South, and we strongly recommend extensive trials by our customers everywhere. The fall plantings succeed best, making a profitable early summer crop.

**Culture.**—Sow in the open ground in September for transplanting in November, or cultivate as for early cabbage. Work well, manure liberally, and give plenty of water; this is absolutely necessary. After they begin to head, fasten the leaves together over the top to protect from the sun and keep white. They require plenty of manure, moisture and good culture. If these conditions are supplied, as fine cauliflowers can be grown in the South as anywhere in the United States, and they would be one of our best paying crops. One ounce of seed will produce about 2,000 plants.

**Wood's Earliest Snowball.** Careful tests along with all the leading varieties of cauliflower have shown conclusively that this is best for all Southern growers. It is the earliest to head and a remarkably sure header, making large, solid, perfect heads of pure white color and finest quality. Pkt. 20c.;  $\frac{1}{4}$  oz. 65c.; oz. \$2.00;  $\frac{1}{4}$  lb. \$6.00; lb. \$20.00.

**Extra Early Dwarf Erfurt.** Next to our Wood's Earliest Snowball, this is the earliest and best. It forms good, solid, pure white heads of fine quality. Pkt. 15c.;  $\frac{1}{4}$  oz. 60c.; oz. \$1.75;  $\frac{1}{4}$  lb. \$5.00; lb. \$18.00.

**Cauliflower Plants.** Ready in November. 50c. per 100; \$4.00 per 1,000.



# WOOD'S CABBAGE SEED.

Sow in September, and set out the Plants in November for Spring and Earliest Summer Cabbage.

Wood's Cabbage Seed has long held an unparalleled record for the superior crops it produces, and our sales to Southern truckers and market gardeners have increased enormously every year. We are constantly in receipt of voluntary testimonials, testifying to the splendid strains of our Cabbage, and we could publish a large number of them if we had the space.

We strongly recommend more extended seedings of Cabbage in the fall. For the last two or three years this has been one of the best and most profitable crops to the Southern truckers, and there is no reason why it should not so continue.

**Culture.**—To grow spring and earliest summer cabbage with the greatest degree of success, sow the early sorts in open ground in September, setting out the plants in November, transplanting to rows two and a half feet apart, setting the plants eighteen inches apart in the rows. Work frequently and deeply. Do not sow before the end of September, as they are liable to go to seed if sown too early. Sudden changes in the weather, from mild to very cold, often causes cabbage to go to seed in the spring and early summer. The variety that has the greatest tendency to do this is the Early Summer. One ounce of cabbage seed will produce about 2,000 plants; six ounces will produce enough plants to set one acre.



*Wood's Selected Early Jersey Wakefield.*

**Wood's Extra Early.** This is the earliest cabbage in our list, making large pointed heads, larger than the Wakefield, but not quite so solid. A rapid grower, and recommended to all desiring a first-class early cabbage. Pkt. 5c.; oz. 25c.;  $\frac{1}{4}$  lb. 75c.; lb. \$2.50.

**Wood's Selected Early Jersey Wakefield.** This celebrated cabbage is the result of most careful selection, and we have succeeded to a remarkable degree in producing the ideal market gardeners' first early cabbage, which is suited alike for the family garden and market. Not only is the head large for so early a cabbage, but the outside foliage permits of close planting, and its uniformity and reliability for producing a crop makes it a general favorite. Pkt. 10c.; oz. 35c.;  $\frac{1}{4}$  lb. \$1.00; lb. \$3.50.

**Large, or Charleston Wakefield.** This cabbage retains many characteristics of the Early Jersey Wakefield, but is larger, the heads often weighing fifteen to twenty pounds, and a little later in maturing. It is a combination of earliness, size, uniformity, and solidity. Where these qualities are desired, this cabbage commends itself as a most profitable and desirable sort, whether for shipping, the home market, or the family garden. Pkt. 10c.; oz. 35c.;  $\frac{1}{4}$  lb. \$1; lb. \$3.50.

**Henderson's Early Summer.** A splendid sort for market-gardeners, coming in just after the Wakefield. Makes large, fine, round heads, which stands the neat well. Pkt. 5c.; oz. 20c.;  $\frac{1}{4}$  lb. 60c.; lb. \$2.00.

**Early Flat Dutch.** One of the most popular and reliable of the medium early varieties. Makes large, flattish shaped, solid heads. Pkt. 5c.; oz. 20c.;  $\frac{1}{4}$  lb. 50c.; lb. \$1.75.

**Solid South.** A magnificent cabbage, resembling the Early Summer, but is earlier, larger, more uniform, has fewer outside leaves, and is less liable to run to seed if sown in the fall. Equally well adapted for the family garden and for shipping. Pkt. 5c.; oz. 20c.;  $\frac{1}{4}$  lb. 60c.; lb. \$1.00.

**Henderson's Succession.** A good second early cabbage. Pkt. 5c.; oz. 20c.;  $\frac{1}{4}$  lb. 60c.; lb. \$2.00.

**Winningstadt.** Medium early; makes very firm, conical-shaped, hard heads. Pkt. 5c.; oz. 15c.;  $\frac{1}{4}$  lb. 40c.; lb. \$1.25.

**Early Drumhead.** A medium early round head cabbage, makes good, solid heads. Pkt. 5c.; oz. 15c.;  $\frac{1}{4}$  lb. 50c.; lb. \$1.60.

The above are the best varieties for fall planting, although we can supply other varieties desired. Full information regarding all other sorts is contained in our Annual Descriptive Catalogue.

## LETTUCE.

The growing of Lettuce in hot beds and cold frames for shipment during the winter and early spring has increased to a very large extent throughout the Southern trucking sections, and it has hitherto proved a most profitable crop. Our strains of Lettuce are the very best, and the largest truckers in the South are using same with the most profitable satisfactory results.

For fall and winter use, Lettuce should be sown in August, September and October, transplanting as soon as large enough.

**Wood's Cabbage.** Unequaled by any sort whether for forcing or open ground culture. Makes a fine, large, hard head. Is very hardy, and exceedingly slow in running to seed. Pkt. 5c.; oz. 20c.;  $\frac{1}{4}$  lb. 60c.; lb. \$2.00.

**Big Boston.** A favorite kind for forcing. Few, if any, lettuce can equal this in size of heads, which are solid and of fine quality. Does equally well for forcing in frames as for open ground culture. Pkt. 5c.; oz. 20c.;  $\frac{1}{4}$  lb. 60c.; lb. \$1.75.

**California Cream Butter.** In shape this is distinct, heading up like a cabbage, and almost as solid. The color is light green, almost white; the flavor rich and buttery, and very tender. Specially recommended for fall planting. Pkt. 5c.; oz. 20c.;  $\frac{1}{4}$  lb. 5c.; lb. \$1.50.

**Deacon.** A fine lettuce, making large, dense heads. Forms a solid heart, which blanches to a rich yellow color. Pkt. 5c.; oz. 15c.;  $\frac{1}{4}$  lb. 35c.; lb. \$1.00.

**Dutch Butterhead.** An old favorite. Makes heads of fine quality. Pkt. 5c.; oz. 15c.;  $\frac{1}{4}$  lb. 40c.; lb. \$1.25.

**Tennisball.** A fine early sort, making splendid hard heads of the best quality. One of the earliest headers. We can supply both the white and black seeded kinds. Pkt. 5c.; oz. 15c.;  $\frac{1}{4}$  lb. 30c.; lb. \$1.00.

**Brown Dutch.** One of the hardiest for out-door fall planting. Pkt. 5c.; oz. 15c.;  $\frac{1}{4}$  lb. 35c.; lb. \$1.00.

## BROCCOLI.

This vegetable resembles the cauliflower, but is hardier, and, on this account, better for fall planting. Sow the seed in September; setting out the plants in November for heading up in the spring and early summer. Culture same as for Cauliflower.

**Wood's Early Spring.** This variety should be sown at the same time or a little later than late cabbage seed and have same culture. When severe weather comes on draw the earth away from the Northwest side of the plants, and turn the heads down towards the North. When the weather is very severe give some protection with pine boughs, or any course litter, which afterwards remove. If properly cared for they will head up in the spring and make fine cauliflower heads, which should sell for very high prices, especially for shipping to Northern markets. Pkt. 10c.; oz. 35c.;  $\frac{1}{4}$  lb. \$1.40; lb. \$5.00.

**White Cape.** Heads white, close and compact; a standard sort. Pkt. 10c.; oz. 30c.;  $\frac{1}{4}$  lb. 90c.; lb. \$3.00.



# Onion Seed—Varieties for Fall Planting.

Onions planted in the fall, both from sets and seed, succeed remarkably well in the South, and this fact is awakening a new interest in onion culture. We strongly advise our customers to give more attention to the planting of onions, as they are proving a very profitable and satisfactory crop both for sale in our home markets and for shipping. Onions must be planted on clean, rich soil for best results. Sow the seed in August or September and transplant in October or November to rows twelve to fifteen inches apart and about six inches between the onions; they grow during the winter, and make fine onions in the early spring. The Bermuda, Italian, and Spanish varieties succeed best for fall sowing.

## BERMUDA ONION SEED.

Genuine Teneriffe Seed, Grown Especially for us in the Canary Islands.

The Bermuda Onion seed should be sown in the fall, in the months of September, October, or November, or in Southern Florida, it can be sown as late as January 1st. It is best sown in seed-beds in drills, and as soon as the young onions are about the size of a goose quill, transplant to rows fifteen inches apart and about six inches between the onions in the row, or some growers set the small onions ten inches apart each way. In transplanting it is best to pinch off the roots and plant the bulb on the surface of the soil just deep enough not to be dried by the sun. They require very little cultivation or weeding, as they grow at a time of the year when weeds are dormant, maturing their crops in April or May. They grow to a large size, frequently attaining six inches in diameter, and are of the most delicate and delightful flavor. They make good shipping onions, and where shipping charges are not exorbitant, as is so often the case in Southern Florida, and are proving a very profitable crop. While they have hitherto been principally grown in Florida, they can be successfully grown in any of the Southern States. They succeeded remarkably well in our trial grounds at Oakland last year, and a number of our customers in this section have been growing them with satisfactory and profitable results. We strongly recommend their extended culture, feeling sure that our customers will be well pleased with them. Price of seed is as follows:



**White Bermuda.** Pkt. 10c.; oz. 25c.;  $\frac{1}{4}$  lb. 65c.; lb. \$2.25.  
**Red Bermuda.** Pkt. 10c.; oz. 20c.;  $\frac{1}{4}$  lb. 60c.; lb. \$2.00.

The following are extracts from letters from practical growers giving their experience and opinion in regard to the Bermuda Onion crop:

**MANATEE CO., FLA., July 5, 1900.**—Will say, in regard to growing Bermuda Onion, that it is the only onion I have been able to do anything with in this part of the country. Have tried quite a number of others. They are the only onion grown here for market. I think it is a paying crop, as they always bring a fair price, selling at home for \$1.60 to \$2.00 per bushel. We plant seed in October, transplant soon as large enough, and the crop is ready to harvest last of April following. One trouble here is that they grow too large. A large onion, large as a coffee saucer, of course is not so good a shipper as a medium-sized one. R. B. FOSTER.

**ORANGE CO., FLA., June 26, 1900.**—Bermuda Onions grow well on any of our garden lands, that is, on any fertile lands, regardless of whether they are sand, muck, or shell, if not too dry. They can be grown cheaply, because the seed, being planted from October to January, and harvested in April and May, they are not expensive to cultivate, because during that time we are troubled but little with grass and weeds. The Bermuda Onion grown here is a delightful vegetable, growing six inches in diameter; it is never strong, but mild. J. N. WHITNER.

**ORANGE CO., FLA., June 25, 1900.**—The Bermuda Onion is a delicious vegetable, by far the most delicate and delightful in the world. It is very successfully grown in the sandy portions of Florida. A. E. PHILLIPS.

**Extra Early White Pearl.** The quickest growing of all the white sorts; makes large pearly white onions, tender, mild, and of excellent flavor. The seed should be sown early in the fall and the small green onions transplanted as soon as the size of a goose-quill. (For price of sets, see page 18.) Pkt. 5c.; oz. 20c.;  $\frac{1}{4}$  lb. 65c.; lb. \$2.00.

**Silver Skin.** Excellent variety for family use. Skin and flesh pure white; mild flavor and globe shape. The best white onion to grow largely for sets. Pkt. 5c.; oz. 20c.;  $\frac{1}{4}$  lb. 70c.; lb. \$2.25.

**Yellow Globe Danvers.** Standard variety; globe-shaped, large in size. One of the principal main crop sorts. Keeps well, and is a most desirable market or table onion. Pkt. 5c.; oz. 15c.;  $\frac{1}{4}$  lb. 40c.; lb. \$1.25.

**Large Red Wethersfield.** A very attractive onion. Medium early; skin purplish red and flesh purplish white. Pkt. 5c.; oz. 15c.;  $\frac{1}{4}$  lb. \$1.25.

**Prize Taker or Spanish King.** Like nearly all Spanish onions, this makes extra large size onions and of particularly fine flavor. The outside skin is a rich yellow straw color, and the flesh is pure white, sweet, mild and tender. It ripens up fine and hard, and makes a very handsome and attractive onion. Pkt. 5c.; oz. 15c.;  $\frac{1}{4}$  lb. 40c.; lb. \$1.40.

**Mammoth Silver King.** This is one of the largest onions in cultivation, growing to a remarkable size. The skin is a beautiful silvery white, flesh pure white, and of a particularly mild and pleasant flavor. It matures early, and grows uniformly of large size and perfect form, flattened at the top. Specially recommended both for fall and spring planting. Pkt. 5c.; oz. 15c.;  $\frac{1}{4}$  lb. 50c.; lb. \$1.60.

**Giant Red Rocca.** One of the largest and best of the Italian sorts. Globular in shape, mild, and of excellent quality. Pkt. 5c.; oz. 15c.;  $\frac{1}{4}$  lb. 40c.; lb. \$1.25.

**Seed Potatoes for Late Fall and Winter Planting.** The planting of early varieties of Potatoes in November and December, to come in early the following summer, has been quite generally practiced the past two or three years with satisfactory results where proper methods of culture have been followed. They require to be planted a little deeper than usual, putting manure in the row on top of the potatoes, and protecting with a little straw or litter after they come up against late frost in the spring. We shall issue a special circular in regard to this in October, giving our customers experience, methods of planting, etc. Will take pleasure in mailing the circular to any one interested upon request.



## ONION SETS.

**Culture.**—Plant the sets four inches apart in rows about half an inch deep and one foot between the rows, but do not cover the sets entirely. This applies to all varieties except the Potato Onion, which should be planted in rows fifteen inches apart and nine inches apart in the row and then covered with about one inch of soil. All varieties can be set out in the fall as well as the spring. Fall planting of onions are succeeding very well in the South, and should be more generally practiced.

**White Potato, or Multiplier.** A variety of Potato Onion, differing from the old sort in that it is pure white. Of medium size, hardy, productive and of finest flavor. It is the best keeping onion we have ever grown. Qt. 15 cts.; peck, 50c.; bushel prices on application.

**Yellow Potato Onion Sets.** The largest yielding and most profitable onion to grow in the South. It is of large size and mild flavor. This variety grows from sets only; they never make seed. They can be set out either in the fall or spring. Equally well adapted to be sold green as a bunch onion, or as fully matured large onions. Great care should be used in selecting sets of this sort, as many dealers, through ignorance, sell sets which resemble Potato Onion, but which have degenerated to such an extent as to be no longer worthy of cultivation. Qt. 15c.; peck, 90c.; bushel prices on application.

**Extra Early White Pearl.** One of the best and most profitable varieties for fall planting. Is extra early variety, producing bulbs of a pure white color, mild and delicate flavor. They grow to a large size, and come in earlier than any other variety. Very popular in the trucking sections for early shipping. Qt. 25c.; peck, \$1.00. bushel prices on application.

**Yellow Danvers.** Qt. 15c.; peck, 75c.; bushel prices on application.

**Silver Skin.** Qt. 20c.; peck, \$1.00; bushel prices on application.

## CELERY PLANTS.

Can be set out as late as the first of October. Full cultural directions are given in our Annual Descriptive Catalogue. Price 35c. per 100; \$3.00 per 1,000; special prices on large lots.

## CABBAGE PLANTS.

**Late Varieties.**—(For setting out in July and August to make cabbage for fall and winter use.) Wood's Prize Head, Late Flat Dutch, Large Late Drumhead, Drumhead Savoy, and Red Dutch. Price 25c. per 100; \$2.00 per 1,000.

**Early Varieties.**—(Cold frame plants, for setting out in November, at 30c. per 100; \$2.50 per 1,000.) Varieties: Wood's Extra Early, Wood's Selected Early Jersey Wakefield, Henderson's Early Summer, and Early Flat Dutch.

## RADISH.

For fall and winter use, sow the China winter or Spanish varieties in August or September. One ounce will sow fifty feet of drill.

**Rose China Winter.** One of the best fall and winter varieties. Color bright rose, white flesh and of superior quality. Pkt. 5c.; oz. 10c.; ¼ lb. 20c.; lb. 50c.

**Long Black Spanish.** One of the latest and hardiest of radishes. Excellent for fall sowing and winter use. Pkt. 5c.; oz. 10c.; ¼ lb. 20c.; lb. 45c.

**Long White Spanish.** Milder than the Black Spanish. Grows six to eight inches long. Fine for fall sowing. Pkt. 5c.; oz. 10c.; ¼ lb. 20c.; lb. 45c.

## HORSE RADISH.

Plant in November pieces of root two or three inches deep and about twelve inches apart. Roots, 20c. per doz.; 60c. per 100; \$4.00 per 1,000.

## Poultry Supplies.

**Rust's Egg Producer.** One of the best and most satisfactory preparations we have ever sold for feeding to poultry to increase egg production. Our customers who have used it speak in the highest praise of it, saying that it not only largely increases the quantity of eggs, but improves the appearance and condition of the poultry. Feed every day at first at the rate of one tablespoonful to a quart of meal or wet feed; afterwards two to three times a week, and when the hens commence laying freely it can be discontinued. A 25-cent package contains 16½ tablespoonfuls. One-pound package, 25c.; by mail, 44c.; 2½-lb. package, 50c.; by mail, 94c.; 6-lb. package, \$1.00; 10-lb. box, \$1.50.

**Rust's Havens' Climax Condition Powders.** A first-class preparation for poultry and cattle. A splendid cure for cholera and other poultry diseases; it tones up the system and greatly improves the plumage after the trying moulting season. It is also a good medicine for hogs, cattle and horses, and gives splendid satisfaction to our customers who use it. 13-ounce box, 25c.; if by mail, 40c.; 32-ounce box, 50c.; if by mail, 85c.; 5-lb. box, \$1.00; 8-pound box, \$1.50.

**Roup Pills.** An almost sure cure for Roup, given according to directions. We have known almost hopeless cases cured by it. Per box of 50 pills, 25c. Mailed on receipt of price.

**Crushed or Granulated Bone** supplies the lime for shell and other ingredients necessary in the composition of eggs. Scatter about the poultry yard. 5 lbs. 20c.; 25 lbs. 75c.; 100 lbs. \$2.50.

**Crushed Oyster Shells.** Splendid for poultry, to help in the formation of egg shells and keep fowls healthy. Use it freely. Feed alone. 5 lbs. 15c.; 25 lbs. 40c.; 100 lbs. 75c.

**Fine Bone Meal** Excellent to aid in increasing egg production, and a splendid feed for young chicks. Should be fed wet, mixed with corn meal or bran. 5 lbs. 25c.; 25 lbs. 75c.; 100 lbs. \$2.50.

**Ground Beef Scraps.** To be mixed with wet feed. Fine for keeping poultry in healthy, thriving condition, and to aid in increasing egg production. 5 lbs. 25c.; 25 lbs. 90c.; 100 lbs. \$3.25.

We issue a Special Descriptive Catalogue of

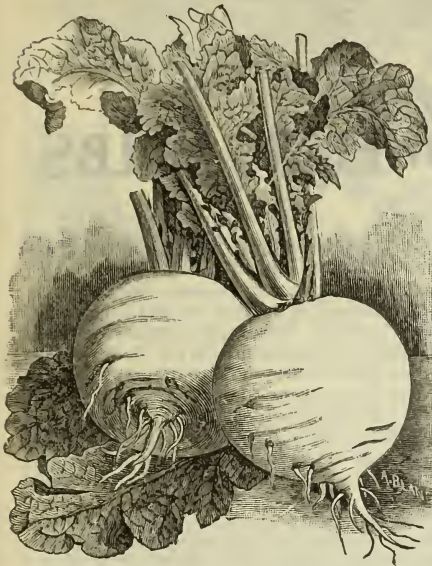
## Fruit Trees, Grape Vines, and all Nursery Stock,

which we will mail on application.

Our Nursery Stock is home-grown acclimated stock, and first-class in every respect. For planting in this section and further South, experience has proven that better results are obtained from stock grown in this section than from stock obtained in the North or West. If you desire to purchase a large quantity of Nursery Stock, send us a list of your requirements.



# Wood's Turnip and Ruta Baga Seeds.



*New Strapleaf White Globe Turnip.*

**Culture.**—Sow the early sorts in July or August, the later sorts during August, and the salad varieties during August and September. Sow either broadcast or in drills two feet apart, thinning out to six inches, and roll the ground after sowing. Ruta Bagas should be sown in July and early in August, and earthed up as they grow. The early turnips may also be sown in the spring. Sow one-and-a-half pounds to the acre in drills, two pounds broadcast. The salad turnips require three pounds per acre.

Price in small quantities, 5c. per oz., 15c. per one-quarter pound., postpaid—all varieties, except Milan, which are 5c. per packet, 10c. per oz., 20c. per one-quarter pound, postpaid.

## WHITE-FLESHED VARIETIES.

5 lbs. & over.  
Per lb. Per lb

<b>New Strapleaf White Globe.</b> A new, quick-growing white globe-shaped turnip, similar to our Improved Red Top Globe, except that it is a pure white turnip. It is of excellent quality and flavor, and will make a most desirable table and market variety, . . . . .	.35	.30
<b>Early Red or Purple Top (strap-leaved).</b> Excellent for table or market, . . . . .	.30	.25
<b>White Flat Dutch (strap-leaved).</b> Similar to Red Top, except the top is white, . . . . .	.30	.25
<b>Red Top Globe.</b> Round and handsome; good for market, garden, or stock, . . . . .	.30	.25
<b>WOOD'S IMPROVED RED TOP GLOBE.</b> A greatly improved strain of the old Red Top Globe; small tops, very uniform and handsome roots, . . . . .	.35	.30
<b>Southern Snow White Globe.</b> An early round white variety of fine quality, . . . . .	.30	.25
<b>Pomeranian White Globe.</b> A popular main crop sort for market, salad or stock, . . . . .	.30	.25
<b>Extra Early Red Top Milan.</b> The Milan Turnips unquestionably surpass any variety of turnips we have ever grown in flavor and table qualities. They are also remarkable for their quickness in growth, and are to be especially recommended as the best of early turnips either for the market or private garden, . . . . .	.60	.50
<b>Large White Norfolk.</b> Largely grown for stock feeding, market and salad, . . . . .	.30	.25
<b>Large White Hanover.</b> A splendid second early white sort for stock or market, . . . . .	.30	.25
<b>White Jersey Navet.</b> One of the best table and market turnips, . . . . .	.30	.25
<b>White Egg.</b> A pure white, rapid-growing, egg-shaped sort, . . . . .	.30	.25
<b>White Sweet German.</b> A globe-shaped variety of good quality for table or stock, . . . . .	.30	.25

<b>Long White Cowhorn.</b> An excellent white table or stock-feeding sort, . . . . .	.30	.25
<b>Southern Prize.</b> Fine for stock or winter salad; hardy, and needs no protection, . . . . .	.30	.25
<b>Seven Top.</b> Grown only for winter salad. Very hardy, . . . . .	.30	.25

## YELLOW-FLESHED VARIETIES.

<b>Purple Top Yellow Aberdeen.</b> A splendid stock-feeding sort, . . . . .	.30	.25
<b>Large Amber, or Yellow Globe.</b> Excellent for general crop, stock or market, . . . . .	.30	.25
<b>Golden Ball, or Orange Jelly.</b> A first-rate globe-shaped table or market sort, . . . . .	.30	.25

## RUTA BAGA OR SWEDES.

<b>Purple Top Yellow Ruta Baga.</b> Largely grown for stock and table, . . . . .	.30	.25
<b>WOOD'S IMPROVED AMERICAN PURPLE TOP.</b> For fine qualities and productiveness this cannot be too highly recommended. The roots are finer and larger than the ordinary strains of Ruta Baga; the flesh is rich and sweet. Whether for table use or stock, it has no superior, . . . . .	.35	.30
<b>Breadstone, or Budlong,</b> Handsome medium sized roots; small neck, . . . . .	.45	.40
<b>Large White, or Russian.</b> A white-fleshed variety for table or stock, . . . . .	.30	.25



*Wood's Imp. Purple Top Ruta Baga.*

If ordered to be sent by mail, add eight cents per pound for postage to prices named above, or in quantity of three pounds and over Turnip Seed can be forwarded cheaply by express or freight.



# WOOD'S



## FLOWERING BULBS

**THE QUALITY OF OUR BULBS IS THE VERY BEST.** Our Hyacinths and Tulips are grown for us in Holland by an old experienced grower, who has achieved an international reputation for the fine quality of flowers which are raised from his bulbs. Our Roman Hyacinths and Narcissus are grown in sunny Southern France; Lilies in Japan, except the Bermuda Lily, which we get direct from the Island of Bermuda. Our Lily of the Valley bulbs are the finest quality Berlin pips, imported direct from Germany; Chinese Narcissus, the sacred flower of the Chinese, is imported direct from China; and so on through our list, each kind of bulbs being grown in the country where it succeeds and develops to best advantage. It is in this way that we practically draw upon the whole world for the embellishment and adornment of our homes and gardens. The reasonable cost at which we supply these bulbs enables every one to enjoy the gems of the flower world, collected from every clime under the sun. It is very interesting to know the different countries and climates in which the different flowers originate. We can thus make our gardens constant reminders of the finest gardens of the world.

**Cheap Bulbs.** We do not attempt to handle "cheap" or low priced bulbs, but quality is our first consideration always. We endeavor to furnish the very best, at as reasonable prices as high-grade, well-grown bulbs can be supplied. If you want pleasure, satisfaction, and enjoyment, plant the very best, and do not be misled by cheap advertisements or auction sales of bulbs, which are so often used to dispose of inferior surplus stocks, the results from planting which are so disappointing and discouraging.

**Get Your Bulbs Early,** especially if they are intended for growing indoors, as bulbs potted early produce much finer flowers, and the length of the blooming season will be greatly extended.

**Cultural Directions** are given under the head of each different class of bulbs. These directions are the same as followed by our most successful flower growers, and the best success may be expected from our bulbs, provided reasonable care and attention is given.

**Time for Planting** out-of-doors is from September 15th until about December 15th. Planting is sometimes done even two weeks later, if the ground can be worked; but in order to get a good selection, it is much better to order early in the season, and plant out about October 1st, as this will give the bulbs time to get well rooted before freezing weather.

WOOD'S UNRIVALLED ASSORTMENT No. 1,

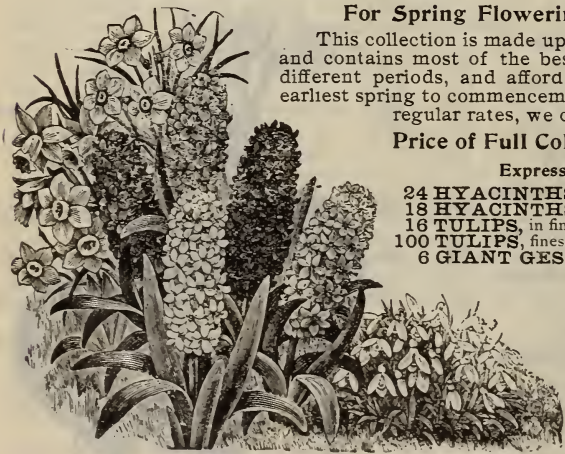
### Garden Collection of Hardy Bulbs.

For Spring Flowering Outdoors.

This collection is made up of the same choice bulbs offered in this Catalogue, and contains most of the best sorts for this purpose. The bulbs will bloom at different periods, and afford an endless display of beauty and grandeur from earliest spring to commencement of summer. As prices are much lower than our regular rates, we can make no substitution.

Price of Full Collection, \$6.00; Half of this Collection, \$3.50.

Express or Freight Charges to be paid by purchaser.



- 24 HYACINTHS, mixed colors, Double and Single.
- 18 HYACINTHS, White Italian and Blue and Rose Roman.
- 16 TULIPS, in fine named sorts.
- 100 TULIPS, finest mixed Single and Double, sep.
- 6 GIANT GESNERIANA TULIPS. For description, see page 26.
- 3 DARWIN TULIPS. For description, see page 26.
- 3 GREIG'S TULIPS (*Tulipa Greigi*). For description, see page 26.
- 24 NARCISSUS, fine garden variety, sep.
- 60 CROCUS. Named sorts, sep. colors.
- 100 CROCUS, finest mixed colors.
- 24 ANEMONES, Single and Double, sep.
- 12 CHIONODOXA LUCILEA, Glory of the Snow.
- 12 SPANISH IRIS, mixed colors.
- 4 SCILLA SIBERICA.
- 12 SPARAXIS TRICOLOR, mixed.
- 24 SNOWDROPS, Single.

For our Popular WINDOW ASSORTMENT, see page 31.

**HYACINTHS,** 75 cts. per doz.; \$5.00 per 100. We call special attention to the choice UNNAMED HYACINTHS (colors separate), which we offer on page 24 of our Catalogue, at 75 cts. doz.; \$5.00 per 100. For all garden and bedding purposes these are most excellent bulbs.





**CULTURE IN POTS.**—Use any good, rich soil, mixed with a little sand, potting so as to leave top of bulb even with the soil. For a single plant use a four or five-inch pot; but the effect will be prettier if three, six, or as many as a dozen are planted together in a larger size pot, and still more effective if all are of one color. The soil should be pressed firmly around the bulbs, but do not pack it hard underneath. After potting, water thoroughly, and place in some cool dark place for four or five weeks, watering once about every ten days, enough to keep the soil moist.

A still better plan is to sink the pot in the earth about six inches, covering with soil, choosing some position where they will not get too much water. For a succession of bloom bring the first out about December 1st, and every two weeks thereafter until February 1st. The room in which they are to flower should be only moderately warm, and when they begin to bloom, give plenty of water and as much fresh air as possible. Too much heat has a tendency to dry up the flower, and greatly decreases the blooming period.

**IN GLASSES.**—

For this purpose the largest and the heaviest bulbs should be used; therefore we strongly recommend our **Select Named Hyacinths**, and the single sorts are the best. Fill the glass with water, so that only the base of the bulb is immersed in it, and remove to a dark, cool place till the roots have grown almost to the bottom of the glass. The water should be changed every week or two to keep it pure, and in doing this, draw the roots entirely out of the glass, and rinse both with clean water. When brought to the light, shade the glass from the full rays of the sun, the effect of which is to heat the water to a fatal degree, and remove from the window at night



*Wood's Select Named Single Hyacinths—Grown by one of our florists.*

if very cold. Give plenty of fresh water and as much fresh air as possible when they begin to bloom.

**CULTURE IN OPEN GROUND.**—Any good garden soil will suit Hyacinths, and the depth at which they are planted should be determined by the character of the soil. If clay or very heavy, bulbs should not be covered more than three inches; if light, from four to six inches. When not planted deep, however, they should be protected with manure, leaves, or coarse litter to keep from freezing.

**WOOD'S SELECT NAMED DOUBLE HYACINTHS.**

Individual bells are larger than the Single, but not as many borne to the spike. Our list embraces the finest double varieties in cultivation.

15 cts. each; \$1.50 per doz.; 25 for \$2.75; \$10.00 per 100. Add 15c. per doz. by mail. Single bulbs mailed free.

**WHITE AND BLUSH WHITE.**

- Anna Maria.** Blush white, with purple centre.
- La Tour d' Auvergne.** Pure white, and the earliest double white; valuable for house growing.
- La Virginite.** Very large spike, creamy white.
- Prince of Waterloo.** White rose centre; large spike and large bells.
- Royal Bouquet.** Pure white; flowers borne on long stem.

**RED AND ROSY.**

- Bouquet Tendre (Waterloo).** Very fine dark red; good bloomer.
- Bouquet Royal.** Bells borne on long stem. Color, salmon pink, red centre; very attractive.
- Grootvorst.** Peach blossom pink; good truss.
- Lord Wellington.** Extra fine blush pink, immense bells, and very early.
- Princess Royal.** Deep pink, with purple centre; medium bulbs.



## WOOD'S SELECT NAMED DOUBLE HYACINTHS—Continued.

## BLUE AND PURPLE.

**Bloksberg.** Light blue, large bells, of a beautifully marbled appearance; it is one of the best double blues; early.  
**Carl, Crown Prince of Sweden.** Light blue, violet shaded; very distinct.  
**Garrick.** Azure blue, large compact spike.  
**Van Speyk.** Bright lavender blue, very compact spike, with extra large bells.  
**Rembrandt.** Dark porcelain blue, splendid spike; late.

## YELLOW.

**Bouquet Orange.** Reddish yellow, small spike.  
**Goethe.** Light yellow, vigorous grower, and probably one of the best double yellows.  
**Minerva.** Fine orange yellow, extra large flower.  
**Sovereign.** Golden yellow, or orange, bells borne on long stems.  
**Louis d'Or.** Pure yellow, good, stiff spike.

## Wood's Select Named Single Hyacinths.

### PRODUCE EXTRA FINE SPIKES OF BLOOM.

The best for Pots, Glasses, or Bedding, making Larger and Better Filled Spikes than the Double Sorts.

15c. each; \$1.50 per doz.; 25 for \$2.75; \$10 per 100; 6 sold at dozen rates; 50 at hundred rates.

Postage 15 cts. per dozen extra. At single rates no charge for postage.

We desire to call particular attention to the kinds mentioned below, we regarding them as "Varieties of Special Merit." They have been taken from our general list of Standard Sorts on account of their free blooming qualities in pots or open ground. We have tested a great many hyacinths, but have found none in our estimation that equal these.

**Mt. Blanc.** Fine, pure white, large spike, one of the best. Price, 20 cts. each, \$2.00 per doz.

**Grand Vedette.** Pure white, very large bells, flowers early. Price, 15 cts. each, \$1.50 per doz.

**Queen of the Blues.** The largest light blue hyacinth in cultivation. 20 cts. each, \$2.00 per doz.

**Norma.** Very large bulb, and easily forced in pots or glasses, Vigorous grower, producing a very large spike. Color delicate, flesh colored pink. 15 cts. each, \$1.50 per doz.

**Czar Peter.** Very large bells of clearest porcelain blue, beautifully blotched with purple. Large truss and easily forced. The prettiest blue in our list. 20 cts. each, \$2.00 per dozen.

**Baron Von Thyl.** One of the darkest blue or purple hyacinths known, and of easy culture; bells small and thickly set upon a long stem. Price, 15 cts. each, \$1.50 per doz.

**Ida.** The best pure yellow, delicate stem, with small bells. Price, 15 cts. each, \$1.50 per doz.

Collection of one of each of above seven kinds for \$1.00, postpaid.

## WHITE.

**Alba Superbissima.** Very fine white, tall spike.

**Grandeur a Merveille.** Blush white, very large.

**La Belle Blanchisseuse.** Pure white; fine.

**La Grandesse.** Extra fine, pure white.

**Mad. Van der Hoop.** Pure white, large bells. Very early, and one of the best whites for forcing.

**Voltaire.** Pale waxy bluish.

**Mt. Blanc.** See Special Varieties for description and price.

**Grand Vedette.** See Special Varieties for description and price.

**L'Innocence.** Tall spike, pure white; good for forcing.

## RED AND PINK.

**Gen. Pellissier.** Deep crimson, fine truss; early.

**Gertrude.** Fine, dark pink; good bulb.

**Gigantea.** Fine light pink, large spike, small bells.

**Grand Vanqueur.** Bright rose; fine.

**Lord Macaulay.** Deep carmine pink, with white eye, extra large and compact spike; is found in all collections for exhibition, which proves its merit.

**Norma.** See special description.

**Robert Steiger.** Fine large, bright red; popular.

**Sarah Bernhardt.** Bright rosy, pink, splendid spike, with closely set bells; entirely new.

## BLUE.

**Baron von Thyl.** See special description.

**Bleu Morant.** Splendid violet blue.

**Charles Dickens.** This is a dark porcelain color, very pretty.

**Czar Peter.** See special description for price.

**Grand Maitre.** Deep porcelain, large truss.

**King of the Blues.** Dark blue; large spike.

**La Peyrouse.** Delicate lavender, an unusually pretty shade.

**Leonidas.** Striped, bright blue.

**Marie.** Rich purple, enormous truss.

**Regulus.** Light blue, with dark stripes.

## YELLOW.

**Alida Jacobs.** Fine, pure yellow.

**Herman.** Orange yellow.

**Ida.** See special description and price.

**King of Holland.** Apricot color, and has a fine, large spike.

**La Citroniere.** Citron yellow, close spike.

**Lor d'Australie.** Clear yellow, fine spike.

**Pluie d'or.** Pure yellow.

## Wood's Special Assortments of Named Hyacinths for Growing in Water and Pots, all First Size.

**COLLECTION No. 3. FOR GROWING IN GLASSES.**—This assortment is made with a view of supplying the best sorts adapted to growing in water. The bulbs are specially selected, and are of varieties producing fine spikes and distinct and beautiful colors. This is a very easy and novel way of growing hyacinths; also, interesting, and sure to succeed if directions are followed. See directions for growing in glasses, page 21.

Price, 12 Bulbs, \$1.50; by mail, \$1.65.

HYACINTH GLASSES, assorted colors, 15 cts. each; \$1.50 per dozen.

This Collection, No. 3 of Bulbs and 12 Glasses sent by express or freight (purchaser to pay charges) for \$2.90.

**COLLECTION No. 4. FOR GROWING IN POTS.**—A selection of superb varieties, which will produce the largest and finest blooms. The colors range from purest white to deepest purple, and the selection of the bulbs is such that they bloom in succession.

Price, 12 Bulbs, \$1.50; by mail, \$1.65.

Special pots for Hyacinths and Tulips on page 33.

This Collection, No. 4, of Bulbs and 12 six-inch Bulb Pots sent by express or freight (purchaser to pay charges) for \$2.00.

**Special Offer.** We will send both of the above collections of Hyacinths by express or freight (purchaser paying charges) for \$2.75; or by mail or express, prepaid, \$3.00. The two collections of Bulbs, with Glasses and Pots, by express or freight (buyer paying charges), \$4.50.



Hyacinths in Pots and Glasses.



**SELECT LIST OF NAMED HYACINTHS, SECOND SIZE BULBS.**

These bulbs, while a little smaller in size than our Select Named Hyacinths, will be found very satisfactory; either for pots or outside. They are specially recommended for bedding, producing magnificent spikes, and are far superior to the ordinary Mixed Hyacinths. The varieties offered below bloom about the same time, and all the bulbs of any sort can be depended on to produce the same shade and grow to an equal height, so that in forming combinations contrasting colors can be selected with certainty, and the effect is greatly increased. We offer these bulbs in combinations for Special Beds on this page. Write us for an estimate.

Prices, all varieties, 10 cts. each; \$1.00 per dozen; 25 for \$1.95; \$7.50 per 100.

Add 12 cents per dozen if by mail.

For fuller description, see corresponding variety in list of First Size Named Hyacinths.

- Alba Superbissima.** Pure white.
- Grandeur a Merveille.** Blush white.
- La Belle Blanchisseuse.** Pure white; small bell.
- La Grandesse.** Pure white; large bell.
- Madam Van der Hoop.** Pure white early.
- Voltaire.** Waxy bluish.
- Gen. Pellisier.** Deep crimson.
- Gertrude.** Dark pink.
- Gigantea.** Light pink.
- Grand Vanquer.** Fine rosy pink.

- Lord Macaulay.** Carmine pink, white centre.
- Norma.** Very large bulb; immense flowers; flesh-colored pink.
- Robert Stieger.** Bright red, large spike.
- Baron von Thyl.** Dark purple; easy culture.
- Bleu Morant.** Violet blue.
- Charles Dickens.** Dark porcelain.
- La Peyrouse.** Delicate lavender.
- Marie.** Rich purple; large truss.
- Ida.** Pure yellow.
- King of Holland.** Apricot color.



**COLLECTIONS OF HYACINTHS FOR BEDS.**

We give above a design for a Hyacinth Bed, which may be of help in arrangement and selection for this purpose. The bulbs will be "second size" NAMED HYACINTHS, and the varieties offered adapted for contrasting shades and blooming together. They give splendid satisfaction, and we have made prices very low to induce more extensive planting. Plant Hyacinth bulbs six inches apart. If it is desired to change the colors, our customers may select varieties as taste dictates, and we will sell at same price per set as offered below.

Particular attention is called to the fact that we are always glad to send estimate of cost of beds of Hyacinths, Tulips, etc., for private grounds, public parks, colleges, and hospitals; also to florists requiring anything in the bulb or florist's supply line.

**Round Bed of Second Size Named Hyacinths.**

Bed three feet across, total number of bulbs, 39	Price, \$3.50	Number of colors, 4
Bed four feet across, total number of bulbs, 62	Price, 5.75	Number of colors, 4
Bed five feet across, total number of bulbs, 92	Price, 8.50	Number of colors, 5
Bed six feet across, total number of bulbs, 128	Price, 11.00	Number of colors, 6

Write for estimate of cost of Beds, and shape desired, stating dimensions.

**The Fall Seeding of Lawn Grass** is very much to be preferred and recommended in preference to spring seeding whenever possible. The grass usually starts off better in the fall, keeps a beautiful green appearance through the winter, and will withstand any dry hot weather the following summer to much better advantage than from spring seeding. By all means seed your Lawn Grass in the fall whenever possible, even though it should be the first of December before same could be put in. See page 13 for full information about Lawn Grass.

**Start Your Flower Seeds in the Fall,** then when spring opens up you will have plants all ready to set out to commence blooming right away. See page 32 for information about Flower Seeds that can be sown in the fall.

MONTGOMERY COUNTY, N. C., *March 15, 1900.*—I return thanks and compliments to you for the garden seeds you sent me last year. They were the best garden seed I ever had. I planted them side by side with other seed. I like them best.  
 MRS. MARY L. MOORE.

GREENVILLE COUNTY, S. C., *April 17, 1899.*—The Hyacinths bought of you last October were exquisite.  
 MRS. THOMPSON W. EARLE.



## HYACINTHS—CHOICE UNNAMED VARIETIES.

BEST QUALITY, COLORS SEPARATE.

These are excellent for beds in the open ground, and being in separate colors, can be planted in such designs as taste may dictate. They are very satisfactory for forcing and cutting purposes. For growing in glasses or for pots, where extra fine flowers are wanted, we recommend our NAMED VARIETIES.

Price, Assorted Colors, 8 cts. each; 75 cts. per dozen; \$5.00 per 100.


If to be sent by mail, add 12 cts. per dozen for postage.

### SINGLE.

	Each.	Doz.	Per 100.
Red and Dark Red, . . . . .	.08	.75	\$4.50
Pink and Rosy, . . . . .	.08	.75	4.50
Pure White, . . . . .	.08	.75	5.75
White Shaded, . . . . .	.08	.75	5.50
Light Blue, . . . . .	.08	.75	5.25
Dark Blue, . . . . .	.08	.75	5.25
Yellow, . . . . .	.08	.75	6.00
Single—All colors, . . . . .	.75		5.00

### DOUBLE.

Red and Dark Red, . . . . .	.08	.75	4.50
Pink and Rosy, . . . . .	.08	.75	4.50
Pure White, . . . . .	.08	.75	5.50
White Shaded, . . . . .	.08	.75	5.25
Light Blue, . . . . .	.08	.75	5.25
Dark Blue, . . . . .	.08	.75	5.75
Yellow, . . . . .	.08	.75	6.00
Double—All colors, . . . . .	.75		5.00



Six Bulbs sold at dozen rates; 25 at 100 rates; 1,000, price on application.

## MINIATURE DUTCH HYACINTHS.

Also advertised as Dutch Roman Hyacinths.

Second size bulbs of the regular Mixed Dutch Hyacinth, and differing from same only in this respect, and in flowering a little earlier. They are being very largely used for forcing in pots, pans and shallow boxes, producing splendid effects planted close together, forming a mass of bloom. Being earlier than the regular Dutch varieties, and later than the Roman Hyacinth, they supply flowers at a time when other Hyacinths are not in bloom, and are excellent for cutting. They are perfectly hardy, and are planted in large quantities out of doors.

Price per doz., 50 cts.; 25 for 90 cts.; per 100, \$3.25; per 1,000, \$30.00.

Add 10 cts. per dozen if to be sent by mail.

Colors separate, as follows:

Pure White,	Pink and Rosy,	Light Blue,
Blush White,	Red and Dark Red,	Dark Blue.

## ROMAN HYACINTHS.

The flowers, while smaller than those of the Dutch Hyacinths, are borne in much greater abundance, each bulb producing from six to twelve very graceful spikes of bloom, which makes it a most valuable sort for cutting. They can be forced very easily, and if planted early and brought into the house at intervals of, say, about two weeks, will yield a succession of blooms from Christmas to Easter. The Blue, Yellow and Rose sorts flower about two weeks later than the White, and we especially recommend them with the White Italian for out-of-door planting.

If by mail, add 10 cents per dozen for postage.

	Each.	Doz.	Per 100.
White, extra selected bulbs, . . . . .	.05	.50	\$2.50
Rose (Pink), . . . . .	.05	.50	2.50
Blue (Light), . . . . .	.05	.50	2.75
Canary Yellow, . . . . .	.07	.75	5.00
White Italian or Parisian, largest size bulbs for out-door planting, . . . . .	.05	.50	2.75




Roman Hyacinth.

## Old Fashioned Flowers,

such as Wallflowers, Sweet Williams, Hollyhocks, Snapdragons, are easy to grow, come up every year without reseeding, and give a garden quaintness and attractiveness that is always pleasant to experience. These flowers are best started in the fall, when they will bloom the following summer. See page 32.





Attention is called to the fact that we annually test all varieties of Tulips, and that in buying the varieties given below our customers may be satisfied that they are only receiving the best sorts, and are not running the risk and expense of doubtful experiments.

**CULTURE IN POTS.**—For this purpose always select Named sorts, and we advise that the bulbs be all of one variety in the same pot. Put three in five-inch pot, or more in proportion in larger pots. Use ordinary good garden soil, and plant so that the top of the bulb will be just even with the surface of the soil. Water thoroughly, and then give same treatment as Hyacinths in Pots. (See page 21.) The Duc van Thol varieties are the earliest to flower in pots.

**CULTURE OUT OF DOORS.**—In preparing a bed for Tulips, care should be taken to have it so shaped that it will shed water, and the soil should be worked deep and made rich. Plant the bulbs three to four inches deep, according to the stiffness of the soil, and from four to six inches each way. Treat the bed same as out-door culture for Hyacinths, giving protection with a covering of leaves or coarse manure. Every year or two take the bulbs up and replant, as they work themselves down too deep to bloom well. Our collection embraces the best sorts, and we have indicated their earliness of flowering by letters. Those marked A are the earliest flowering, B next, etc. Height in inches is indicated by figures.

## SELECT NAMED TULIPS.

If to be sent by mail, add 5 cts. per dozen; 40 cts. per 100 for postage.

### SINGLE VARIETIES.

- Artus.** *B7.* Fine bright red, well-shaped flower; 3 for 10 cts.; 30 cts. per doz.; \$1.65 per 100.
- Belle Alliance.** *B0.* Beautiful dark scarlet, sweet-scented; fine for forcing or bedding. 5 cts. each; 40 cts. per doz.; \$2.00 per 100.
- Brutus.** *B0.* Brilliant red and yellow striped; 3 for 10 cts.; 25 cts. per doz.; \$1.65 per 100.
- Chrysolora.** *B0.* Pure yellow; large, showy flower. One of the best of this color for bedding, retaining its color until the petals drop. 5c. each; 3 for 10c.; 20c. per doz.; \$2.00 per 100.
- Couleur Cardinal.** *B10.* Large, bronze scarlet, distinct and fine. 2 for 10 cts.; 50 cts. per doz.; \$2.50 per 100.
- Couleur Ponceau.** *C10.* Rosy crimson; large white base. 3 for 10 cts.; 30 cts. per doz.; \$1.65 per 100.
- Cottage Maid.** *B0.* White, bordered with delicate pink. This variety is worthy of special mention, being a vigorous grower, and one of the best sorts for bedding. 2 for 10 cts.; 35 cts. per doz.; \$1.65 per 100.
- Crimson King.** *B0.* Fine, showy bright crimson; large flowers; good bedder, and easily forced. 2 for 10 cts.; 35 cts. per doz.; \$1.65 per 100.
- Duchess of Parma.** *B0.* Orange, yellow border; extra large flowers; one of the most vigorous growers and best bedders in our list. 2 for 10 cts.; 35 cts. per doz.; \$1.65 per 100.
- Dusart.** *B0.* New, dark rich scarlet; fine. 8 cts. each; 75 cts. per doz.; \$4.00 per 100.
- Joost Von Vondel.** *B10.* Glossy, cherry red and white. 2 for 10 cts.; 40 cts. per doz.; \$1.75 per 100.
- Keizerskroon.** *B10.* Deep crimson, with orange broad border; good for forcing; large and effective. 2 for 10 cts.; 40 cts. per doz.; \$1.65 per 100.
- L'Immaculee.** *B0.* Pure white, large flower; fine forcer. 3 for 10 cts.; 35 cts. per doz.; \$1.60 per 100.
- La Reine.** *B5.* Good white, tinged rose; fine for pots. 3 for 10 cts.; 35 cts. per doz.; \$1.60 per 100.
- Pottebakker Scarlet.** *A0.* Bright scarlet, large flower. 2 for 10 cts.; 45 cts. per doz.; \$2.00 per 100.
- Pottebakker White.** *A0.* Pure white, large and showy. 8 cts. each; 75 cts. per doz.; \$4.00 per 100.
- Proserpine.** *A5.* Rich carmine rose, large and very effective; can be forced in bloom by Christmas. 8 cts. each; 75 cts. per doz.; \$4.00 per 100.
- Rosa Mundi.** Bright pink and white. 3 for 10 cts.; 35 cts. per doz.; \$1.65 per 100.

- Thomas Moore.** *B10.* Beautiful yellow, shaded orange. 5 cts. each; 50 cts. per doz.; \$3.50 per 100.
- Van der Neer.** *C5.* Finest of violets. 3 for 10 cts.; 35 cts. per doz.; \$1.75 per 100.
- Vermillion Brilliant.** *B0.* Splendid dazzling vermilion. Extra fine for pots or massing in beds. Very effective. 8 cts. each; 75 cts. per doz.; \$5.50 per 100.
- Yellow Prince.** *B0.* Large golden yellow, very showy. 3 for 10 cts.; 40 cts. per doz.; \$2.00 per 100.

6 sold at dozen rates; 25 at 100 rates; 1,000, price on application.

### DOUBLE VARIETIES.

- Agnes.** *B7.* Large, double, bright scarlet. 5 cts. each; 40 cts. per doz.; \$3.00 per 100.
- Couronne d'or.** *B10.* Large, double, rich yellow with small mixture of red, four inches in diameter. This is certainly one of the most attractive tulips in cultivation. 8 cts. each; 75 cts. per doz.; \$5.00 per 100.
- Duke of York.** *B10.* White blood, red centre, four inches in diameter. 2 for 10 cts.; 50 cts. per doz.; \$2.00 per 100.
- Gloria Solus.** *A0.* Rich, bronze crimson, with yellow edge; large. 3 for 10 cts.; 30 cts. per doz.; \$1.50 per 100.
- Imperator Rubrorum.** *A0.* Dark scarlet, large and double. 8 cts. each; 75 cts. per doz.; \$3.00 per 100.
- La Candeur.** *B5.* Pure white; good for bedding, forming a splendid contrast with Rex Rubrorum. 3 for 10 cts.; 30 cts. per doz.; \$1.50 per 100.
- La Citadelle.** *B0.* Purplish red, bordered with yellow; fine. 6 cts. each; 40 cts. per doz.; \$3.00 per 100.
- Murillo.** *B8.* Magnificent blush white, shaded rose; the surest and best bloomer of any double Tulip. 6 cts. each; 50 cts. per doz.; \$3.50 per 100.
- Rex Rubrorum.** *B0.* Bright crimson scarlet; splendid for bedding. 6 cts. each; 40 cts. per doz.; \$3.00 per 100.
- Rose Blanche.** New white; very large; splendid for pots or bedding. 3 for 10 cts.; 40 cts. per doz.; \$2.25 per 100.
- Titian.** *B7.* Red, bordered yellow. 2 for 10 cts.; 45 cts. per doz.; \$2.00 per 100.
- Tournesoll.** *A0.* Red, with yellow edge; very sweet-scented, and easily forced; fine, showy tulip for bedding. 7 cts. each; 40 cts. per doz.; \$2.75 per 100.
- Yellow Rose.** *D12.* Large flower, golden yellow; late; cannot be forced. 3 for 10 cts.; 40 cts. per doz.; \$2.00 per 100.



## MAY FLOWERING OR LATE BLOOMING TULIPS.

**GIANT GESNERIANA.** (*True.*) This Tulip is the parent of the numerous varieties now so largely used for out-door and hot-house culture. It is certainly unsurpassed for beauty and richness of color and vigor of growth. It is very hardy, and, when once planted, continues to bloom each year, improving in quality instead of degenerating, as is generally the case with most sorts. This variety is very tall, growing about two feet; flowers are borne on long stems, and are splendid for cutting. Color, bright crimson, with bluish black centre; blooms after other varieties are gone, about middle of May. Price each, 10 cts.; 3 for 20 cts.; per doz., 60 cts.; per 100, \$5.00.

**TULIPA GREIGI.** (*Royal Tulip.*) Large goblet shaped flowers, from 4 to 6 inches in diameter when fully expanded; of vivid orange scarlet, with yellow and black centre. Blooms late, at the same time as the Giant Gesneriana. One of the most striking characteristics of this variety is the marks on the foliage, which is spotted with purple or chocolate brown. It is very hardy, and will stand any amount of alternate freezing and thawing without injury. (See cut.) Price each, 10 cts.; 3 for 20 cts.; per doz., 75 cts.; per 100, \$5.00.

**DARWIN TULIPS.** We call particular attention to this class of Tulips on account of the fact that they are noted for the great variety and brilliancy of colors, ranging from rose to deep red, from light blue to violet purple, and from brown to black, and many other colors not found in any other class of Tulips. Height about two feet. In flower middle of May. Price each, 10 cts.; 3 for 20 cts.; per doz., 80 cts.; per 100, \$5.00.



## DUC VAN THOL TULIPS.

The earliest of all Tulips, and very valuable, and where Tulips are wanted for early pot culture these are best. Excellent for bedding in masses. Height from 6 to 7 inches.

**Scarlet.** 2 for 5 cts.; 20 cts. per doz.; 90 cts. per 100.  
**Red and Yellow.** 2 for 5 cts.; 20 cts. per doz.; 85 cts. per 100.

**White.** 3 for 10 cts.; 35 cts. per doz.; \$2.50 per 100.  
**Rose.** 3 for 10 cts.; 35 cts. per doz.; \$2.50 per 100.  
**Yellow.** 3 for 10 cts.; 35 cts. per doz.; \$3.00 per 100.

## NAMED TULIPS FOR BEDS.

On the preceding page we offer a list embracing the finest varieties of Tulips and the complete range of colors. These planted in beds of contrasting colors will produce much grander effect than planting simply the mixed varieties. If it is desired to make special beds of Tulips, or to plant in the beds where flowers have been growing during the summer, we shall take pleasure in submitting designs for planting, estimates, etc., free of charge. In writing, state dimensions of beds, colors preferred, and whether single or double varieties.

## CHOICE MIXED TULIPS.

If to be sent by mail, add 5 cts. per doz.; 40 cts. per 100 for postage.

**WOOD'S SPECIAL MIXED SINGLE.** An extra fine mixture, composed entirely of named sorts of brightest colors blooming together. 35 cts. per dozen; \$1.50 per 100; \$12.00 per 1,000.

**Fine Mixed Single.** First quality. 25 cts. per dozen; \$1.25 per 100; \$7.50 per 1,000.

**WOOD'S SPECIAL MIXED DOUBLE.** Composed entirely of named sorts, proper proportion of bright colors all

blooming together. An unexcelled mixture. 30 cts. per dozen; \$1.50 per 100; \$14.00 per 1,000.

**Fine Mixed Double.** First quality; 25 cts. per dozen; \$1.25 per 100; \$10.00 per 1,000.

**Fine Mixed Parrot.** Fantastically shaped flowers; later blooming than the above varieties. 30 cts. per dozen; \$2.25 per 100.

## BERMUDA BUTTERCUP OXALIS.

One of the finest winter flowering bulbs grown. A single plant, well grown, will fill a six inch pot, throwing up 50 to 70 stems, which bear an immense number of flowers of bright buttercup yellow. They commence blooming in about six weeks and continue in greatest profusion and uninterruptedly for weeks.

**Extra Large Bulbs.** 5 cts. each; 40 cts. per dozen; \$2.50 per 100.

### Various Oxalis.

Pretty little plants for pots, hanging baskets or rockeries. The foliage of itself is very ornamental, and the bright colored little blossoms are charming. Price

of the following sorts: Two for 5 cts.; 25 cts. per doz.; \$1.75 per 100.

**Culture for Oxalis.**—Plant 6 to 12 bulbs in a pot, placing them about three inches below the soil. Water well and set in a warm, sunny window.

**Bowell.** Vivid rosy crimson, large, handsome thick foliage.

**Rose.** Fine large pink.

**Versicolor.** Crimson and white; the earliest of all to flower, and continues flowering about two months.

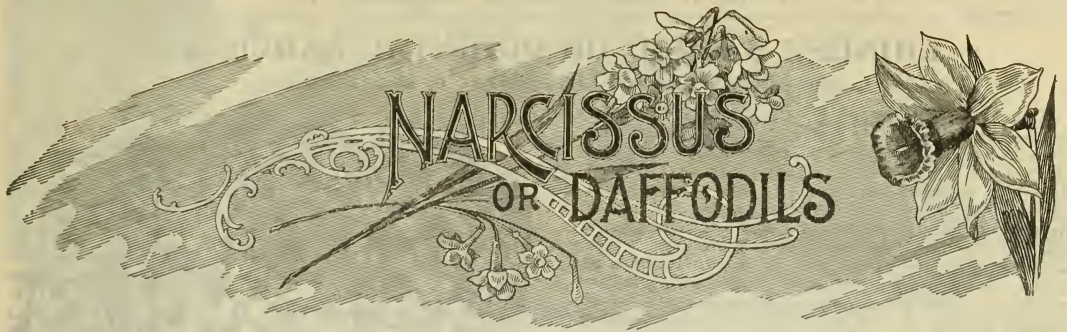
**Multiflora Alba.** Pure white.

**Cernua fl. pl.** Double canary yellow.

**Mixed Oxalis.** 3 for 5 cts.; 15 cts. per doz.; \$1.00 per 100.

RIOBESON COUNTY, N. C., *January 22, 1907.*—Your seeds are the best, and give the nearest entire satisfaction of any I have ever sold. I want you to book me for some of the same tomato plants you sent me last year. I want the large, stocky fellows. They were simply fine.  
 J. W. CARTER.





Among early spring flowers, these are in the front rank of popularity. Appearing just after winter, they animate our gardens with masses of gold and silver, while their fragrant blossoms in the home are invaluable for decorative purposes. Most of the sorts are excellent for growing indoors, while all are excellent for the garden, giving beautiful effects in clumps. Narcissus are very cheap, and should be largely used for bedding and border work this season.

**CULTURE IN POTS.**—Treatment same as for Tulips in pots. The Polyanthus varieties are the earliest blooming, and can be forced as easily as Roman Hyacinths.

**CULTURE OUT OF DOORS.**—All varieties of Narcissus should be grown in clumps and patches in every suitable vacant spot, and there is not a spot where grass will grow in which Narcissus will not succeed. In planting, be guided by the size of the bulb, allowing four or five inches between small sorts, and six to eight inches between large varieties. The bulbs will soon completely fill the spaces forming a compact mass, and it is then their flowers are produced the most freely. Plant the bulbs about three inches deep, according to the size of the bulb. The Polyanthus varieties require slight protection.

## Polyanthus, or Bunch Flowered Narcissus.

These are generally used for forcing, and bear large clusters of delicately scented flowers—white, orange, yellow, etc. They are of easiest culture, succeeding well inside or out. Protect with covering of manure or straw if planted outside.

Add 10 cents per dozen if to be sent by mail.

	Per doz.	Per 100.
<b>Paper White.</b> Pure white. Splendid for forcing and cut flowers.	.25	\$1.40
<b>Paper White Grandiflora.</b> Larger flowers and clusters than Paper White, planted any time in September, can be easily brought into flower by Christmas.	.30	1.75
<b>Grand Soliel D'or.</b> Rich yellow, with orange cup; splendid bloomer.	.40	2.50
<b>Gloriosa Superba.</b> Pure white, with rich orange cup.	.40	3.00
<b>Jaune Supreme.</b> Yellow, with orange cup, extra.	.40	3.00
<b>Double Roman.</b> Clusters of white, with double yellow centres. This should be largely used, as it rarely fails to bloom very freely.	.25	1.50
<b>Mixed Polyanthus Narcissus.</b> A number of very fine varieties, mixed together, producing very pleasing effects either in pots or out of doors.	.30	2.00

## Double Flowering Narcissus.

Add 8 cents per dozen if by mail.

**Alba Plena Odorata.** A double pure white variety, with exquisitely-scented flowers. Excellent for outside planting and cutting. Cannot be forced. Three for 5 cts.; 25 cts. per dozen; \$1.50 per 100.

**Incomparabilis.** (*Eggs and Bacon.*) Full double flowers of rich yellow and orange. Excellent for house and outside planting. Three for 10 cts.; 25 cts. per dozen; \$1.25 per 100.

**Von Sion.** Rich golden yellow, with double trumpet. One of the best forcing sorts, and used in immense quantities by florists. An excellent garden sort. Three for 10c.; 35c. doz.; \$2.25 per 100.

## The Choice Unnamed Hyacinths. . . . .

SEPARATE COLORS.

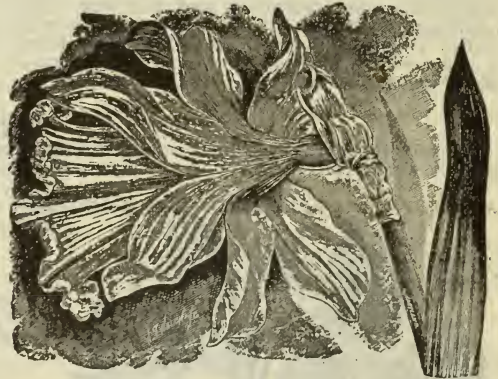
On page 24 are the kind most largely used for beds out of doors. They give excellent results. Price, assorted colors, 75c. per dozen, \$5.00 per 100.

## Single Trumpet Varieties.

Add 8 cents per dozen if by mail.

**Golden Spur.** One of the grandest Daffodils. Splendid, large, bold flowers, of rich yellow color. Excellent for pots or garden; early and free flowering. (See cut.) Ten cents each; \$1.00 per dozen.

**Horsfieldi.** A beautiful large flowering variety of pure white color, with rich yellow trumpet. One of the finest for cutting, forcing, and outside culture. Ten cts. each; \$1.00 per dozen.



Golden Spur Narcissus.

**Cynosure.** Light yellow, with rich, broad yellow cup. Beautiful large flowers, three and a half inches across. Splendid for forcing or outside. Three for 10 cts.; 25 cts. per dozen; \$1.50 per 100.

**Leedsii.** A very pretty pure white variety, with star-like flowers. It is free blooming, fine for forcing or outside, and delicately scented. Three for 10 cts.; 30 cts. per dozen; \$2 per 100.

**Poeticus.** (*Pheasant's Eye or Poets Narcissus.*) Pure white flowers, with orange cup, edged with deep crimson. Beautiful for outside planting. Splendid cut flower. Owing to its great beauty, this variety has never failed to please. Three for 5 cts.; 15 cts. per dozen; 75 cts. per 100.

**Princeps.** Deep golden yellow trumpet, with sulphur perianth. Large, fine flowers. One of the finest winter flowering varieties; very early. Three for 10 cts.; 25 cts. per dozen; \$1.50 per 100.

**Trumpet Major.** Deep golden yellow. Splendid forcing sort, and largely used for outside planting. Three for 10 cts.; 25c. per dozen; \$1.50 per 100.

Collection of twelve of the finest of the Narcissus, one of each, 50 cts.

By mail, postage is charged at dozen and one hundred rates.



## CHINESE SACRED OR ORIENTAL NARCISSUS.

(Joss Flower, Sacred Lily, Flower of the Gods, Etc.)

This variety is grown by the Chinese for celebrating their New Year festivals, and as an emblem of good luck. It is one of the most satisfactory and easily forced of all bulbs, attaining such rapid and luxuriant development you can almost see them grow. The bulbs are of immense size, each producing ten to fifteen flower stalks, and bearing a profusion of large delicately scented blooms, white with orange cup. They can be grown in pots of earth, but are more novel and ornamental in shallow bowls of water, a few pebbles or small shells being placed around the bulb to keep it from turning over when in flower. The water requires changing occasionally to keep it pure. The bulbs commence to grow in a few days, blooming in about six weeks. A dozen bulbs started at intervals will give a succession of flowers throughout the winter.

Our stock is of the very best, carefully picked, largest sized bulbs; inferior bulbs generally fail to flower.

Price (True Chinese Grown, Extra Large Bulbs), 12 cts. each; 3 for 30 cts.; \$1.10 per doz. By mail, 15 cts. each; 3 for 40 cts.; \$1.35 per doz.

### JONQUILS.

Old-fashioned yellow flowers of the Narcissus family, but smaller and shorter flowers.

**Single Sweet Scented.** Three for 5 cts.; 15 cts. per doz.; 85 cts. per 100.

**Double Sweet Scented.** 5 cts. each; 50 cts. per doz.

**Campernelle.** Large flowers. An excellent variety for forcing or outside planting. Two for 5 cts.; 20 cts. per doz.; \$1.00 per 100.

SAMPSON COUNTY, N. C., *March 18, 1900.*—Many thanks for your promptness and liberality. The additional seeds were unlooked for, but most welcome. It flatters my Southern pride to know there is such a worthy house as yours, and I wish it prosperity and a long life.  
MRS. B. F. GRADY.



*Chinese Sacred Narcissus.*

### CROCUS.

One of the earliest blooming spring flowers, and very effective in lawns and borders. They show off very prettily when planted in the turf of a lawn with Snowdrops, etc. They are very useful to plant in Hyacinth or Tulip beds in between the rows, thereby giving a succession of early flowers. Set the bulbs two inches deep, and two to three inches apart, and plant as early in the fall as possible.

#### Named Large Flowering Varieties.

Flowers much larger and borne in greater profusion than the mixed sorts. These bloom well in the house, planted two inches apart in shallow boxes of loamy soil.

If by mail, add 20 cts. per 100; 5 cts. per dozen.

	Per doz.	Per 100.
<b>Albion.</b> Fine dark purple, . . . . .	.15	.85
<b>Mt. Blanc</b> Pure white, . . . . .	.15	.85
<b>Sir Walter Scott.</b> Striped, . . . . .	.15	.85
<b>Prince of Wales.</b> Fine blue, . . . . .	.15	.85
<b>Mammoth Yellow,</b> . . . . .	.15	\$1.00
<b>Mammoth Mixed.</b> Per 1,000, \$6.00, . . . . .	.15	.85

#### Mixed Varieties.

By mail, add 15 cts. per 100; dozens sent free.

	Per doz.	Per 100.
<b>Yellow.</b> Large, . . . . .	.10	.60
<b>White,</b> . . . . .	.10	.60
<b>Blue and Purple,</b> . . . . .	.10	.60
<b>Striped,</b> . . . . .	.10	.60
<b>Mixed,</b> all colors, per 1,000, \$3.50, . . . . .	.10	.50




*Crocus.*

### Wood's Flower Plant Food.

This is made expressly for flowers, whether grown in the house or garden. It is entirely odorless, clean to handle, and materially promotes a strong, healthy growth, and produces a profusion of bloom. It is used by simply dissolving in water and applying to the plants about once a week. It will be found a wonderful invigorator. Full directions for use on each package. Package, 25 cents.





The stately grace, magnificent beauty of form and variety in color of Lilies are unsurpassed by any other class of hardy plants. They begin flowering in May, and the various species continue in uninterrupted succession until autumn. The bulbs increase year by year, and, planted in clumps or set in beds twelve to fifteen inches apart, soon multiply, forming masses of marvelous and exquisite flowers.

**CULTURE IN POTS.**—The bulbs should be planted in rich, light soil, in from six to eight-inch pots, according to the size of the bulbs. Place so that the top of the bulb will be about half an inch below the rim of the pot and even with the surface of the soil. Do not pack the earth too firmly underneath the bulb. Water thoroughly after potting, and give same treatment as Hyacinths in pots, but be careful not to give too much water till the plant has attained considerable growth. When the buds have formed give plenty of water and as much fresh air as possible. The Bermuda Easter Lily and *Lilium Candidum* are the best sorts for forcing, and, by planting early, will flower by Christmas.

**CULTURE OUT OF DOORS.**—Lilies can be planted in the garden either in the fall or early spring, but fall planting is better. Select a partially shady situation, and have the ground thoroughly spaded and enriched with well rotted manure, and shape the beds so as to shed water. Plant the bulbs from five to seven inches deep, placing under each a handful of sand for drainage. Protect the bed thoroughly when cold weather approaches with a heavy coating of leaves or coarse litter, as on this depends the success of Lilies in the garden.

## The Bermuda Easter Lily.

(*Lilium Harrisii.*)

The grandest forcing Lily in cultivation, bearing a profusion of bloom that is marvelous. The flowers are of purest waxy white, and each plant bears from five to fifteen blooms, according to size of the bulb. Very easy to grow, and by bringing to the light at different times, a succession can be had from Christmas to Easter. A great favorite both for pots and garden culture.

**Mammoth Bulbs**, for exhibition plants, 35 cts. each; \$3.50 per dozen. By mail, \$3.75 per dozen.

**Large Bulbs** (8 to 12 flowers), 20 cts. each; \$2.00 per dozen; \$12.00 per 100. By mail, \$2.15 per dozen.

**Ordinary Bulbs** (5 to 8 flowers), 10 cts. each; \$1.00 per dozen; \$8.00 per 100. By mail, \$1.10 per dozen.

## *Lilium Candidum.*

(*Annunciation Madonna, or St. Joseph's Lily.*)

An old favorite garden Lily, with snow-white, fragrant blossoms. It is good for forcing, and blooms in the open ground in May. Each, 10 cts.; per doz., 80 cts.; per 100, \$5.00. By mail, 15 cts. per doz. extra.

## BEAUTIFUL JAPAN LILIES.

Orders for these are filled about the middle of October. This is full early for planting.

**Auratum.** The magnificent gold-banded Lily of Japan. The flowers are very large, sometimes twelve inches across, of purest white; thickly studded with maroon spots, while through the centre of each petal runs a clear golden band. Blooms from June to October. **Price; Extra Large Bulbs, 15 cts. each; \$1.50 per dozen. By mail, \$1.75 per dozen.**

**Speciosum Album.** One of the most popular Lilies grown, bearing large, pure white flowers of delicate beauty on strong stems. Excellent for pots or bedding. Blooms in August. Height 2 to 4 feet. **20 cts. each; \$2.00 per dozen. By mail, \$2.20 per dozen.**

**Speciosum Rubrum.** Same habit as the *Speciosum Album*. Color white, shaded with deep rose and spotted crimson. One of the most beautiful of all Lilies. **20 cts. each; \$1.75 per dozen. By mail, \$2.00 per dozen.**

Collection of one of each of the above—3 Beautiful Japan Lilies, 50 cts. By mail postpaid.

**Calla Lilies.** Well-known house plants of great popularity. Of very easy culture, their one necessity being plenty of water. Our bulbs are large California dry roots, which are best for forcing, producing blooms much more abundantly than those usually grown in the house.

**Mammoth Roots**, 25 cts. each; \$2.50 per dozen.

**First Size Roots**, 15 cts. each; \$1.50 per dozen.

**Medium Size Roots**, 10 cts. each; \$1.00 per dozen.

TRANSYLVANIA COUNTY, N. C., February 8, 1900.—I find that I have better success with your seed than any house I ever bought from.

G. F. JUSTUS.



# Miscellaneous Bulbs for Autumn Planting.

The following list of bulbs includes varieties both for pots and outdoors. We give the following instructions as to planting, to which reference is made where special cultural instructions are not necessary:

**CULTURE A—For Small Bulbs in Pots.**—Plant six to eight bulbs in a six inch pot, placing them one to two inches apart, the top of the bulb to be just under the surface of the soil. Water well, and keep in a dark, cool place about ten days; afterwards set in a sunny window.

**CULTURE B—For Large Bulbs in Pots.**—Plant one bulb in a five or six-inch pot, potting so as to leave the top slightly protruding above the soil. Treat same as "Culture A."

**CULTURE C—For Small Bulbs Outdoors.**—Set the bulbs one to two inches deep and two to three inches apart, covering lightly with soil.

**ALLIUM GRANDIFLORUM.** Splendid for winter flowering in the house. The flowers are pure white, borne in loose clusters, and are excellent for cutting. Height, 15 to 18 inches. Culture A. 5 cts. each; 40 cts. per doz.; \$2.00 per 100.



*Anemones.*

**ANEMONES.**—Attractive and ornamental plants, bearing large single and double flowers in spring and early summer. They should be very largely planted in beds. The effect is sure to give satisfaction. Various colors—white, blue, red, etc. Culture C.

**Single Mixed.** 15 cts. per doz.; \$1.00 per 100.

**Double Mixed.** 25 cts. per doz.; \$1.50 per 100.

**BLEEDING HEART.** (*Dicentra Spectabilis.*) One of the most beautiful spring flowering plants, bearing long racemes of beautiful pink and white heart-shaped blooms. Perfectly hardy and easily grown. Culture same as for Peonies. 20 cts. each; \$1.75 per dozen.

**CHIONODOXA.** (*Glory of the Snow.*) Beautiful early spring flowering bulbs, producing flower stalks bearing ten to fifteen lovely Scilla-like flowers. Splendid for clumps or edgings, and blooming at the same time as Snowdrops, form an excellent contrast if planted together. Perfectly hardy outdoors and fine for winter forcing. Culture, A or C.

**Lucilea.** Charming bright blue, with large white centre. Two for 5 cts.; 20 cts. per doz.; \$1.50 per 100.

**Gigantea.** Unusually large flowers of lovely lilac blue, with white centre. Two for 5 cts.; 25 cts. per doz.; \$1.75 per 100.

**CYCLAMEN.** Most beautiful and interesting winter and spring flowering bulbs for pots. The curious shape of the flowers and handsome and ornamental foliage attract universal attention. There are few bulbs of more value for pot culture, producing, as they do, a profusion of flowers of various colors, and most of them delicately fragrant. Culture B. (See cut.)

**Persicum Giganteum.** (*Giant Persian Cyclamen.*) Flowers very large and of great substance. Leaves proportionately large and beautifully marked. Colors separate as follows: Pure white, white with rose eye, pink, carmine, and crimson. 25 cts. each; \$2.50 per dozen.

**AMARYLLIS.** We think Amaryllis should be very largely grown, as they rank among the most beautiful house flowers grown. The only thing that has interfered with a more extensive growing of them has been the high price for good bulbs. In order to see them more generally grown, we have reduced the price about one-half. They are as easily grown as hyacinths. Cultivate as per directions B, using 8-inch pots.

**Johnsoni.** (*Barbadoes Spice Lily.*) This is the largest and best variety. Rich crimson, with white band in centre of each petal. They bloom early in the season, each spike bearing four to eight flowers, which are most beautiful. 30 cts. each; \$2.75 per doz.

**Belladonna.** An autumn-blooming variety of great beauty and fragrance. The spikes grow two to three feet high; large clusters of beautiful silvery white flowers flushed and tipped with rose. 20 cts. each; \$1.75 per dozen.

**Equestris** A free blooming variety of bright scarlet, with white, star-like throat. 25 cts. each; \$2.00 per dozen.



*Freesia Refracta Alba.*

**FREESIA REFRACTA ALBA.** One of the most charming bulbs known for winter flowering and cut flowers. The blooms are grown on long, graceful stems, and are white, delicately scented and very pretty. They force very easily, and can be readily brought into bloom by Christmas, if desired, and by having a dozen or more pots started in a cold frame, a succession of flowers may be had throughout the winter. Our stock is the very best, being largest California grown roots. Culture A.

**Monster Bulbs.** 3 for 10c.; 25c. per doz.; \$2.00 per 100.

**Large Bulbs.** 3 for 5c.; 20c. per dozen; \$1.00 per 100.



*Cyclamen Persicum Giganteum.*

HENRY COUNTY, VA., April 16, 1900.—I wish to tell you about a packet of Wood's Royal Mixture of Pansies. I have several hundred plants from the paper of seed, and they have been in full bloom for weeks. They are the admiration of all who see them. Such rich and varied colors I never saw before in Pansies. The blooms are, many of them so large and full that they look like ruffled petunias, and there is one plant that has pink blooms; some beautiful reds, too. I can't think you have any finer or prettier than mine are.

HENRY D. REAMEY.



## MISCELLANEOUS BULBS—Continued.

**IXIAS.** Charming little plants for pots, producing slender, graceful spikes of rich, varied and beautiful flowers. The centre is always different from the other parts of the flower, so that the blossoms opening in the sun's rays present a gorgeous display. Culture A.

**Mixed Colors.** 3 for 5 cts.; 15 cts. per doz.; \$1.00 per 100.

**LILY OF THE VALLEY.** Beautiful, modest, bell-shaped flowers, of pure chaste white, borne in graceful racemes too well known to need a description. They are highly prized for cutting, and can be forced readily in a seven or eight-inch pot. We handle these in very large quantities, and our stock is the famous Berlin grown, three years old, and can be depended upon to give the best results. Culture A or C.

**Extra Selected Pips** Per doz., 30 cts.; per 100, \$1.60; by mail, \$1.75 per 100. *Ready in November.*

IRIS. (*Fleur de Lis.*)

Five, free blooming bulbs for beds and borders. Colors vary from white and yellow to purple and black. When once established, continue to bloom each year.

**English.** (*Anglica.*) Large, handsome flowers with rich blue, purple and lilac colors predominating. Height, 18 to 20 inches. Culture C. Mixed colors, 2 for 5 cts.; 25 cts. per doz.; \$1.50 per 100. Add 5 cts. per dozen if by mail.

**Spanish.** (*Hispanica.*) A beautiful small variety, often called the Orchid Iris from its delicately-formed, beautiful flowers. Excellent for pots or outside. Colors: Violet, yellow, blue, white, etc. Culture A or C. Mixed varieties, three for 5 cts.; 15 cts. per doz.; \$1.00 per 100.

**Persian.** (*Persica.*) Light blue, blotched white and yellow. Sweet scented. Good for pot culture. Culture B. 5 cts. each; 50 cts. per doz.

**ORNITHOGALUM ARABICUM.** The Arabian variety of the Star of Bethlehem, having large pure white flowers with black centre, borne in clusters on a stalk 15 to 18 inches high. Good for borders or in the house. Culture B. 5 cts. each; 50 cts. per doz. By mail, add 15 cts. per doz.

**OXALIS.** See page 26.

**PEONIES.** Splendid hardy plants, bearing large double blooms of most brilliant colors, becoming immensely popular for cut flowers. Very effective in beds and borders. Plant 2 to 4 feet apart and 3 to 4 inches deep.

**Strong Roots.** Colors: Red, pink, or white, 25 cts. each; \$2.50 per doz. Postage, 5 cts. each extra. *Ready in November.*

**RANUNCULUS.** A pleasing class of bulbs, succeeding remarkably well in pots or open ground. Vivid colors range through white and crimson to purple. Culture A or C.

**Double Turban Mixed.** Peony-formed flowers. 3 for 5 cts.; 15 cts. per doz.; \$1.15 per 100.

**Double French Mixed.** Vigorous growers, with immense flowers. 3 for 5 cts.; 15 cts. per doz.; \$1.00 per 100.

**SCILLA SIBERICA.** One of our most beautiful hardy spring bulbs, producing a profusion of exquisite rich blue flowers. If grown in masses their flowers fairly carpet the ground, and if grown with Crocus and Snowdrops, the effect is magnificent. Excellent also for pots. Culture A or C. 3 for 5 cts.; 15 cts. per doz.; \$1.00 per 100.

**SNOWDROPS.** These graceful little plants are among the earliest spring flowers, often shooting up their delicate snowy white blossoms before the snow is off the ground. They produce beautiful effects planted in masses or edgings, and can be used with Scilla, Chionodoxa or Crocus for contrast. All of these small bulbs show off prettily nesting in the turf, coming up from year to year. They are also useful for planting between the rows of Hyacinth and Tulip beds, blooming just as the larger bulbs are coming up, the foliage afterwards forming a carpet of delicate green, which adds greatly to the effect. Culture C.

**Single.** 3 for 5 cts.; 15 cts. per doz.; 90 cts. per 100.

**Double.** 2 for 5 cts.; 25 cts. per doz.; \$1.75 per 100.

**Elwesi.** (*Giant Snowdrop.*) 2 for 5 cts.; 25 cts. per doz.; \$1.25 per 100.

**SPARAXIS** A class of bulbs, having large, beautiful flowers of various bright colors—crimson, scarlet, white, etc., mottled and striped in the most pleasing and diverse manner. They are excellent for pots or cold frames, and succeed well outside with protection in cold weather. Culture A or C. **Mixed Varieties,** 2 for 5 cts.; 20 cts. per doz.; \$1.25 per 100.

**SPIRÆA—Compacta Multiflora.** Splendid shrubby plants, with ornamental green foliage and beautiful feathery flowers borne in loose pinacles. They are largely used for forcing, and make splendid plants for the garden. *Ready in November.* A new dwarf variety, with large clusters of pure white blossoms. Extremely free-blooming. 15 cts. each; \$1.50 per doz. **Add 10 cts. each if by mail.**

**WINTER ACONITES.** Pretty little plants, blooming very early in the spring, and bearing golden-yellow blossoms, which contrast very prettily with the vivid green foliage. Excellent for contrasting with Scilla, Snowdrops, Chionodoxa, etc. Height 6 to 8 inches. Culture A. 2 for 5 cts.; 25 cts. per doz.; \$1.25 per 100.

## WOOD'S UNRIVALLED ASSORTMENT, No. 2.

Window Collection  
of Bulbs.FOR WINTER FLOWERS . . .  
. . . IN THE HOUSE.

This collection is of the same choice bulbs offered in this Catalogue, and is made up with a view to help in the selection of sorts best suited for house culture. An abundant and endless variety of bloom will be afforded throughout the dull season. As prices are made lower than our catalogue rates, we make no substitutions.

Price of Full Collection, \$2.00. Postage or expressage prepaid to any part of the United States.

By following the CULTURAL INSTRUCTIONS in this Catalogue, success is assured with this collection.

6 Named Hyacinths, each bulb a different color, and labeled,

3 Mixed Hyacinths, Single and Double, colors separate.

6 White Roman Hyacinths, can be had in bloom by Christmas.

6 Tulips, Named sorts, for forcing.

3 Narcissus, fine Trumpet varieties.

3 Narcissus, Polyanthus, or bunch flowered varieties, (Can be forced for Christmas).

1 Chinese Sacred Lily (to be grown in water).

3 Allium Grandiflorum.

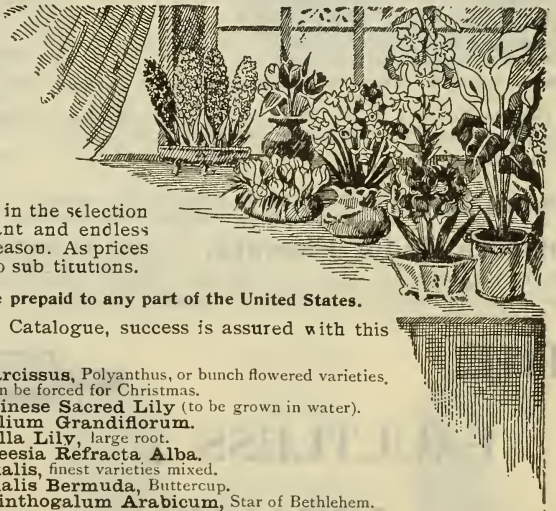
1 Calla Lily, large root.

6 Freesia Refracta Alba.

6 Oxalis, finest varieties mixed.

2 Oxalis Bermuda, Buttercup.

1 Ornithogalum Arabicum, Star of Bethlehem.



**Wood's Lawn Enricher.** This is indispensable for making and sustaining fine lawns, and will rapidly cause the grass to become a beautiful green color. It can be applied when making a new lawn, or as a top-dressing for an old lawn. When making a new lawn, apply 800 lbs. per acre, or 6 lbs. for a lot 12x25 (300) feet. Rake well into the soil before the seed is sown. As a top-dressing for an old lawn, sow 500 lbs. per acre, or 4 lbs. per 300 square feet. Per 5-lb. box, 30c.; 10-lb. bag, 50c.; 25-lb. bag, \$1.00; 50 lb. bag, \$1.75; 100-lb. bag, \$3.25.



# FLOWER SEEDS FOR FALL SOWING.

For Descriptions, see Spring Catalogue.

## VARIETIES FOR HOUSE OR FRAMES.

Sow in boxes, pots or cold frames, and thin out, and transplant, if necessary.

	Per pkt.
<b>BEGONIA.</b> Vernon, . . . . .	.10
" Rex Hybrid, . . . . .	.20
" Single Tuberous Rooted, . . . . .	.20
" Double Tuberous Rooted, . . . . .	.25
<b>CALCEOLARIA.</b> Mixed colors, . . . . .	.25
<b>CALENDULA.</b> Meteor, per oz., 20c., . . . . .	.05
" Prince of Orange, per oz., 25c., . . . . .	.05
<b>CANNA.</b> Crozy's large flowering, mixed colors, per oz., 30c., . . . . .	.10
" Tall varieties, mixed, per oz., 20c., . . . . .	.05
<b>CARNATION.</b> Chaband's Perpetual, . . . . .	.20
" Finest German, mixed colors, . . . . .	.15
" Mixed colors, oz., 50c., . . . . .	.05
<b>CENTAUREA.</b> Candidissima, . . . . .	.10
" Gymnocarpa, per oz., 60c., . . . . .	.25
<b>CINERARIA.</b> Large flowering prize stock, . . . . .	.25
<b>COLEUS.</b> Choice mixture, . . . . .	.10
<b>CYCLAMEN.</b> Persicum Giganteum, mixed, . . . . .	.20
" Persicum, mixed colors, . . . . .	.10
<b>DAHLIA.</b> Double Pomponne, . . . . .	.10
" Cactus, . . . . .	.10
<b>FERNIS.</b> Choice varieties, mixed, . . . . .	.15
<b>FORGET-ME-NOT.</b> Blue, . . . . .	.05
<b>GERANIUM.</b> Apple scented, . . . . .	.15
<b>HELIOTROPE.</b> Blue and white, . . . . .	.10
<b>HOLLYHOCK.</b> Double, mixed colors, per oz., 60c., . . . . .	.05
<b>MIGNONETTE.</b> Defiance, scarlet, . . . . .	.10
" Machet, fine for pots, . . . . .	.05
" Crimson Giant, . . . . .	.05
" Victoria, . . . . .	.05
" Sweet, large flowering, . . . . .	.05
<b>TORENIA.</b> Fournier. Blue with yellow throat, . . . . .	.05
<b>VINCA.</b> White pink and mixed colors, ¼ oz., 25c., . . . . .	.05

## VARIETIES FOR BEDS OR BORDERS.

Sow in open ground before hard weather sets in, and protect during the winter. Bloom the following summer.

	Per pkt.
<b>ALYSSUM.</b> Sweet, per oz., 25c., . . . . .	.05
" Little Gem, . . . . .	.05
<b>ANTIRRHINUM.</b> (Snapdragon.) Magus, mixed, . . . . .	.05
" Picturatum, spotted, . . . . .	.05
" Firefly, scarlet, . . . . .	.05
<b>AQUILEGIA.</b> (Columbine.) Single and double, . . . . .	.05
<b>CANDYTUFT.</b> Mixed colors, per oz., 20c., . . . . .	.05
" White Perennial, . . . . .	.10
<b>CANTERBURY BELLS.</b> Single mixed, . . . . .	.05
" Double mixed, . . . . .	.05
" Cup and Saucer, . . . . .	.10
<b>CALLIOPSIS.</b> Golden wax yellow, . . . . .	.10
" Mixed colors, per oz., 20c., . . . . .	.05
<b>DAISY.</b> Double mixed colors, . . . . .	.10
" Double white, . . . . .	.10
<b>DIGITALIS.</b> (Foxglove.) Mixed colors, . . . . .	.05
<b>DELPHINIUM.</b> Formosum, blue, . . . . .	.05
" Grandiflora, white, . . . . .	.05
" Mixed colors, . . . . .	.05
<b>DIANTHUS.</b> (Pheasant's Eye.) Hardy pink, . . . . .	.05
<b>GAILLARDIA.</b> Grandiflora, perennial, . . . . .	.10
<b>LOBELIA.</b> Cardinalis. Hardy, . . . . .	.10
<b>PHLOX.</b> Perennial mixed, . . . . .	.05
<b>PENSTEMON.</b> Choice mixed colors, . . . . .	.10
<b>POPPY.</b> Oriental, rich glowing crimson, . . . . .	.10
<b>SWEET WILLIAM.</b> Single mixed, per oz., 25c., . . . . .	.05
" Double mixed, . . . . .	.05
<b>VIOLET.</b> Blue and white, separate colors, each, . . . . .	.10
" Blue and white, mixed, ¼ oz., 50c., . . . . .	.10
<b>WALLFLOWER.</b> Single mixed, . . . . .	.05

## WOOD'S ROYAL PANSIES.

Our Pansies are saved from selected plants only, and for beauty and variety of colors are incomparable. For best results, sow broadcast in the fall, covering very lightly with fine soil, and press to firm the soil. Cover the seed bed one inch deep with straw horse manure from which the small particles have been shaken. In about two weeks the seeds will be up, and the covering may be gradually removed. Keep moist.

### PANSIES IN SEPARATE COLORS.

	Per pkt.
<b>Cardinal.</b> Brilliant brownish red; . . . . .	.10
<b>Emp. Frederick.</b> Dark red, bordered with orange scarlet, . . . . .	.10
<b>Emp. William.</b> Ultramarine blue, with violet eye, . . . . .	.05
<b>Light Blue.</b> Sky blue, with dark eye, . . . . .	.05
<b>Lord Beaconsfield.</b> Violet, shading off to white, . . . . .	.05
<b>Meteor.</b> Bright brown; very fine, . . . . .	.05
<b>Faust, or King of the Blacks.</b> Very dark, . . . . .	.05
<b>Fire King.</b> Yellow; upper petals reddish brown, . . . . .	.05
<b>Gold Margined.</b> Strikingly beautiful, . . . . .	.05
<b>Silver Edged.</b> Dark purple, with white edging, . . . . .	.05
<b>Snow Queen.</b> Large, satiny white; beautiful, . . . . .	.05
<b>Yellow.</b> Bright golden yellow, with dark eye, . . . . .	.05

One packet each of above twelve distinct Pansies, 50 cents.

### PANSIES IN MIXTURE.

**Wood's Exhibition.** For florists' use, and where large show Pansies are desired, this is particularly fine. The flowers are very large, of the most brilliant and effective markings and matchless form and beauty. Pkt. 25 cts.; 3 pkts, for 60c.

**Wood's Royal Mixture.** A magnificent mixture of the finest named Pansies, excelling in an endless variety of richest colors, of the large size and most perfect form, making it indeed a "royal mixture." Pkt. 10c.

**Trimardeau.** A remarkably large and distinct class of Pansies, single blooms sometimes measuring three inches across. Splendid colors mixed. Pkt. 10c.

**English Show.** Flowers peculiarly marked, resembling a face. Pkt. 15c.; 2 pkts. for 25c.

**Oddier or Blotched.** Superb flowers of fine form and beautifully blotched with rich colors. Pkt. 10c.

**Large Flowering Mixed.** Embraces most of the separate colors; very showy. Pkt. 5c.; ¼ oz. 25c.; oz. 75c.


One packet each of above six Pansy mixtures, 50 cents.

GASTON COUNTY, N. C., November 20, 1899.—We have used your seed for several years; are much pleased with them.  
S. W. BRADLEY.

**Premiums.** In making up your flower seed order remember that we give \$1.50 worth of flower seed for each \$1.00 remitted; 65c. worth for each 50c. We also pay the postage.

**Insecticide for Flowers.** Lemon Oil Insecticide. The very best remedy for house and green-house plants, effectually destroying Green Fly, Red Spider, Scale, Mealy Bug, Mildew, Lice, Insects, etc. May be used either as a wash, or by spraying. ½ pint, 25c.; if by mail, 35c.; pint, 40c.; if by mail, 60c.; quart, 75c.; ½ gal. \$1.25; gal. \$2.00.

# THE FAULTLESS SPRAYER.



No garden is complete without a sprayer, and this is one of the best we ever saw. It is thoroughly practical and with ordinary care will last for years. The insecticide is applied in a fine spray, in fact so fine as to look like the steam from the nose of a tea-kettle, and it is almost impossible to put on too heavy an application, and the foliage is in no danger of being burnt. This sprayer is also very useful for household purposes for applying disinfectants, etc. Price, 60c. each.



## SWEET PEAS.

Sweet Peas sown in the fall before freezing weather sets in grow more luxuriantly and produce a greater abundance of flowers than spring-sown seed. Plant in rows four inches deep, covering with coarse manure during the winter.

All varieties, pkt. 5c.; oz. 10c.; 1-4 lb. 20c., post-paid; 15 packets, your selection, 50c.

- Blanche Burpee. Large pure white, . . . . .
- Blanche Ferry. Pink and white; early, . . . . .
- Captain of the Blues. Purple and light blue. . . . .
- Captivation. Magenta, delicately suffused with purple, . . . . .
- Celestial. Delicate lavender; exquisite form, . . . . .
- Countess of Aberdeen. Pale pink, edged with rose, . . . . .
- Crown Jewel. Standard rose, wings rich, creamy bluish, . . . . .
- Daybreak. White ground; wings flaked with crimson, . . . . .
- Duke of Clarence. Rosy claret; long stems, . . . . .
- Eliza Eckford. Blush white, veined with rose, . . . . .
- Emily Eckford. Heliotrope and blue, . . . . .
- Emily Henderson. Pure white; robust grower, . . . . .
- Ex. Ey. Blanche Ferry. The earliest in bloom, . . . . .
- Firefly. The richest and best of all scarlets, . . . . .
- Gray Friar. Gray, with "pepper and salt" variegations, . . . . .
- Her Majesty. Bright rosy pink, . . . . .
- Lady Beaconsfield. Salmon, tinted rose, . . . . .
- Lottie Eckford. White, suffused with heliotrope, . . . . .
- Mars. Intense crimson; very fine, . . . . .
- Mrs. Eckford. Beautiful primrose yellow, . . . . .

- Mrs. Jos. Chamberlain. White, flaked with rose, . . . . .
- Ramona. Creamy white, delicately barred with purple, . . . . .
- Senator. Chocolate, striped with white, . . . . .
- Stanley. Large, rich dark maroon, . . . . .
- Stella Morse. Delicate primrose, with a faint rose pink on edge, . . . . .

One pkt. each of above 25 named Sweet Peas, 75 cents.

- CUPIDS. Grow only six to twelve inches high, but spread out and form a mass of foliage, and bloom fully eighteen inches across.
- White Cupid. Pkt. 5c.; oz. 10c.; 1/4 lb. 30c.
- Pink Cupid. Pkt. 5c.; oz. 15c.; 1/4 lb. 40c.

### MIXED SWEET PEAS.

**Wood's Special Mixed.** An unsurpassed mixture, made up of named sorts only, combining every shade and type. Pkt. 5c.; oz. 10c.; 1/4 lb. 25c.; lb. 75c.; postpaid.

**Mixed Sweet Peas.** A good mixture of older varieties, containing all colors. Oz. 5c.; 1/4 lb. 15c.; lb. 50c., postpaid.

## FLOWER POTS AND SAUCERS.—Very Best Quality.

Made for us by the best pottery in this country, and far better than the common Pots usually offered. Special prices to Florists using large quantities.



### STANDARD POTS—Inside Measurements.

Diameter.	Per doz.	Per 100.	Per 1,000.	Diameter.	Each.	Per doz.	Per 100.
2-inch, . . . . .	.10	\$.60	\$ 4.50	7-inch, . . . . .	.08	\$.85	\$ 5.75
2 1/4-inch, . . . . .	.12	.65	5.50	8-inch, . . . . .	.12	1.25	9.00
2 1/2-inch, . . . . .	.15	.75	6.50	9-inch, . . . . .	.16	1.75	15.00
3-inch, . . . . .	.18	1.00	8.00	10-inch, . . . . .	.25	2.50	18.00
4-inch, . . . . .	.25	1.50	12.00	11-inch, . . . . .	.30	3.00	25.00
5-inch, . . . . .	.40	2.75	25.00	12-inch, . . . . .	.40	3.75	30.00
6-inch, . . . . .	.60	3.75	33.00				

### FLOWER POT SAUCERS.

Diameter.	Dozen.	Per 100.
4-inch, . . . . .	.20	\$1.25
5-inch, . . . . .	.25	1.50
6-inch, . . . . .	.30	2.00
7-inch, . . . . .	.40	2.75
8-inch, . . . . .	.60	4.25
Each.		
9-inch, . . . . .	.08	\$.75
10-inch, . . . . .	.09	.90
11-inch, . . . . .	.10	1.00
12-inch, . . . . .	.12	1.20

### SHALLOW POTS.

Made similar to ordinary flower pots, but flat, being only 4 1/2 to 5 inches deep. They are excellent for Bulbs, also Chrysanthemums, Ferns, and other plants.

Diameter.	Each.	Per doz.
6-inch, . . . . .	.05	\$.50
8-inch, . . . . .	.10	1.00
10-inch, . . . . .	.18	2.00
12-inch, . . . . .	.25	2.50



Earthenware Pot for Seed.

**EARTHENWARE SEED OR FERN POTS.** Round, flat, neatly made pots, three to four inches deep. Splendid for Ferns or starting seeds early in the house or hot-bed.

6 1/2-inch, each, 5c., dozen, . . . . .	\$.50
8-inch, each, 10c., dozen, . . . . .	1.00

7-inch, each, 7c., dozen, . . . . .	\$.75
10-inch, each, 12c., dozen, . . . . .	1.25

### PLANT STAKES.

Excellent for supporting slight plants, such as Roses, Dahlias, Chrysanthemums, etc. They are round, tapering, and painted green, and give an ornamental appearance.

Length.	Per doz.	Per 100.
1 1/2 feet, . . . . .	.15	\$1.00
2 feet, . . . . .	.30	2.00
2 1/2 feet, . . . . .	.35	2.50
3 feet, . . . . .	.40	3.00
3 feet, . . . . .	.60	4.50
4 feet, heavy, . . . . .	.60	4.50
4 feet, heavy, . . . . .	.80	5.50
5 feet, heavy, . . . . .	1.00	6.00

### PAINTED POT LABELS.

	Per 100.	Per 1,000.
3 1/2-inch, . . . . .	.08	\$.65
4-inch, . . . . .	.08	.70
4 1/2-inch, . . . . .	.10	.75
5-inch, . . . . .	.12	.80
8-inch, . . . . .	.40	3.00
12-inch, . . . . .	.75	6.00

**POULTRY FONTS.** Useful for watering fowls, keeping the water always fresh and clean. 2 quart size, 25 cts. each \$2.50 dozen; 4 quart size, 40 cts. each, \$4.50 dozen.

**RAFFIA.** For tying plants, vines, bunches of vegetables, etc., Per lb. 20 cts.; 10 lbs. \$1.75.

**SILKALINE.** The best material for stringing Smilax and other climbing plants. Per spool, 2 oz., 20 cts.; 1 lb. \$1.25.



Plain.

SCOLLAY'S

RUBBER

PLANT

SPRINKLERS.

. . . . .

Price, \$1 each.

By Mail, \$1.10.



Angle-Neck.

**GOLDMAN'S ATOMIZERS.** Useful for syringing or liquid insecticides. 25 cts. each; by mail, 32 cts.


**HYACINTH GLASSES.** Assorted colors. Tall shape, 15 cts. each; \$1.50 per dozen.





CRIMSON CLOVER.

THE LARGEST  
SEED HOUSE  
IN THE SOUTH.



**T. W. WOOD & SONS**  
Richmond, Va.


**STORE & OFFICE** 1323 EAST MAIN ST.  
CONNECTING IN REAR WITH OUR  
**WAREHOUSES** 8 & 10 SOUTH 14<sup>th</sup> ST.

**BRANCH STORES** COR. 6<sup>th</sup> & MARSHALL STS.  
1707 EAST FRANKLIN ST.



HAIRY VETCH

SEED FARMS  
OAKLAND  
& CHESTER.



GRASSES &  
FORAGE PLANTS