

# **Historic, Archive Document**

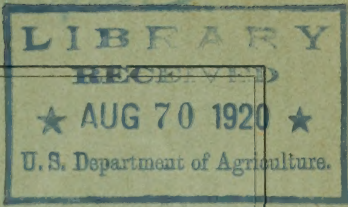

Do not assume content reflects current scientific knowledge, policies, or practices.



2.71

1901

Jackson



GENERAL

Descriptive Catalogue

—OF—

*Fruit, Shade and*  
*Ornamental Trees,*

Grown and Propagated by

A. MILLER & SON,

PROPRIETORS OF

The Milton Nurseries,

MILTON, ORE.

Established in 1878. 23 Years in Business.

---



---

Oldest and Largest Nurseries in the Walla Walla Valley.

## **INTRODUCTORY.**

We present herewith our Eighteenth Annual Trade List of Carefully Selected Varieties of Fruit, Shade and Ornamental Trees, Shrubbery, etc., and sincerely thank all our customers and friends who have so generously patronized us in this and former years for their many favors; and we hope, by fair and honest dealing, to retain your trade and the confidence already placed in our nurseries.

We claim the distinction of having the oldest and best equipped nurseries in the Walla Walla valley, and are pleased to announce that we have almost double the amount of stock of any previous year; and as a result of growing our trees on NEW LAND, they have made an unusually healthful and thrifty growth; and believing that our reputation and business record for twenty-three years is a sufficient guarantee that all orders, large or small, will receive careful attention, knowing that never have we offered a finer stock; and with prices as low as is consistent with first-class trees, we solicit your orders, promising that every endeavor will be made to make every customer satisfied.

Our Nurseries are located in what is known as the "Garden Spot" of the Walla Walla valley, near the confluence of the Walla Walla and Tum-a-lum rivers, just in the edge of the beautiful little city of Milton, Umatilla county, Oregon, and one-fourth mile east of depot, on the line of the O. R. & N. railroad.

To all patrons and friends we extend a hearty invitation to visit us whenever at leisure, and every effort will be exerted to make you feel "at home."

Yours very truly,

A. MILLER & SON.

## PLEASE READ.

1. We begin shipping in the fall, about the 20th of October, continuing until freezing weather, and usually in the spring from March 1 to the middle of April.

2. Orders should be sent in as early as possible that there may be plenty of time for shipping long distances when necessary.

3. Buyers ordering by letter should write out their order plainly. This will prevent mistakes in the hurry of the packing season. Also, write your name, postoffice, state and county as plain as possible.

4. Give plain and specific directions. When none is given we forward according to our best judgment; but in no case do we assume any responsibility after the delivery of the stock in good condition to the forwarder.

5. Those who are not acquainted with the merits of the different varieties will do well to leave the selection to us, stating if wanted for family or market use and giving the proportion of summer, fall and winter, as we shall send only such as give general satisfaction, and our long experience enables us to select varieties adapted to the locality.

6. We take great care to have our trees true to name, cutting all our scions and buds from bearing trees ourselves, and not trusting it to our hired men, but if any should prove untrue, we will replace the same or refund the money. It is, however, understood between the purchaser and ourselves that in no case will we be held liable for a greater sum than the original price paid for the trees that prove untrue.

7. All the trees and plants are carefully labeled and securely packed in the best possible manner, and delivered at the railroad or postoffice, for which no extra charge is made.

8. Orders must be accompanied with the cash or satisfactory reference.

9. Remittances may be made by Bank Draft, Express Checks, Postal Orders or Registered Letters. Please do not send individual checks without adding 15 cents to cover exchange.

10. Our Customers are requested to notify us immediately if any errors occur in filling their orders, so that we may at once make ample amends, as we desire to conduct our business in all respects satisfactorily to those who favor us with their confidence.

## HINTS ON PLANTING, ETC.

**WHAT TO PLANT.** Select thrifty young trees in preference to old or very large ones; the roots are more tender and fibrous and bear transplanting better and are far more apt to live. They can also be more easily trimmed and shaped to any desired form, and in the course of a few years will usually outstrip the old ones in growth. The largest and most successful planters almost invariably select one year old trees.

**TREATMENT** When the trees are received from the nursery, bury the roots in well pulverized soil until you are ready to plant them. Never expose the roots to sun or wind. If trees are received in a frozen state, place the package unopened in a cellar, away from frost and heat, until thawed out; then unpack. If partly dried from long exposure, bury entirely in the ground, or place in water from 12 to 24 hours.

**PLANTING.** Make the holes large enough to admit the roots without cramping or bending, and deep enough to bring the tree to its natural depth. The fine surface soil should be used in covering the roots, and this should be carefully worked among them. If the ground is dry it is well to pour in some water when the hole is partially filled. See that the ground is firmly and solidly packed over all parts of the roots, so there will be no opportunity for dry air or frost to enter and destroy roots deprived of the full benefit of their natural protection. Omission to pack the earth solidly is a more frequent cause of failure in planting nursery stock than any other. Fill the holes full enough to be even with the surrounding surface after the fresh earth settles. Large standard trees should be staked and tied so that the wind will not loosen the roots.

**AFTER CULTURE.** Cultivate vegetables among your trees, never grain or grass. In order to make your trees have a good healthy growth you must cultivate them the same as you would corn or potatoes; in fact you cannot cultivate them too much the first three years.

**PRUNING.** Pruning should be varied according to the condition of the tree and the purpose of the planter. It should be done regularly every spring before the buds swell. By doing this the removal of large branches will be avoided.

## Number of Trees or Plants on an Acre at Given Distances Apart.

Distance, 1 foot apart each way, No. Plants.....	Square Method.	Equilateral Triangle Method.
2	43560	50800
3	10890	12575
4	4840	5899
5	2722	3143
6	1742	2011
7	1210	1397
8	888	1035
9	680	785
10	537	620
12	435	502
14	302	348
15	222	256
16	193	222
18	170	191
20	134	154
25	109	125
30	69	79
35	48	55
40	35	40
40	27	31

**RULE SQUARE METHOD:**—Multiply the distance in feet between the rows by the distance the plants are apart in the rows, and the product will be the number of square feet for each plant or hill; which, divided into the number of square feet in an acre (43,560), will give the number of plants or trees to the acre.

**RULE EQUILATERAL TRIANGLE METHOD:**—Divide the number required to the acre "square method" by the decimal .866. The result will be the number of plants required to the acre by this method.

### Distances for Planting.

Standard apples	20 to 25 feet apart each way
Standard pears	20 to 25 " " " "
Strong growing cherries	20 to 25 " " " "
Duke and Morello cherries	16 to 18 " " " "
Standard plums and prunes	16 to 18 " " " "
Apricots, peaches and nectarines	16 to 18 " " " "
Grapes	7 to 10 " " " "
Currants and gooseberries	4 by 6
Raspberries and blackberries	3 to 4 by 5 to 7
Strawberries for field culture	1 to 1½ by 4 to 4
Strawberries for garden culture	1 to 2 feet apart

All communications relative to nursery stock and price will be attended to promptly, and any information or advice that we are able to impart, when desired, will be given freely. No business transacted on Saturday.

Address, A. MILLER & SON,  
Milton, Oregon.

# FRUIT DEPARTMENT.

## SUMMER APPLES.

**Yellow Transparent**—The earliest apple grown. Ripens two weeks before Early Harvest. Can easily be kept ten days after ripening, making it a desirable market fruit. Flesh fine grained, juicy, rich, sub-acid; the tree is perfectly hardy, a good, upright grower, very early and abundant bearer, new and valuable.

**Early Harvest**—Fruit medium size, skin yellow, flesh very white, tender and juicy, ripens middle of July.

**Red June**—A medium sized apple of good quality, productive and hardy; July and August.

**Red Astrachan**—Fruit above medium size, nearly covered with deep crimson; rich, juicy and acid; a strong growing tree, perfectly hardy and a good bearer; July.

**Sweet June**—Rather large, pale yellow, sweet and juicy; last of August.

## FALL APPLES.

**Alexander**—Of Russian origin; large, deep red flesh; yellowish white; crisp, tender with pleasant flavor. Very good; October.

**Duchess of Oldenburgh**—Of Russian origin; large size, roundish, streaked with red and yellow; flesh juicy, sprightly, sub-acid; tree a vigorous grower, very hardy; very early and abundant bearer; it succeeds well in the north where other varieties fail. We confidently recommend it as a valuable market sort, or for domestic use; September.

**Fameuse, or Snow**—A most beautiful apple of medium size, roundish, oblate; whitish ground, striped with deep red, flesh snowy white, juicy and pleasant; tree very hardy; November to December.

**Gravenstein**—Large, striped and beautiful; tender, juicy and high flavored; vigorous and productive; September and October.

**Jeffries**—Fruit medium size, yellow, shaded and splashed with crimson; flesh white, tender, juicy, with a rich, mild, sub-acid flavor. The best eating grown in its season; very productive; September and October.

**Maiden's Blush**—Rather large, pale yellow, with a beautiful red cheek; fine grained, tender, pleasant acid flavor; an excellent market variety; a good and regular bearer; tree extremely hardy; very good; September to October.

**Rambo**—A very popular autumn fruit. It is valuable for the table or kitchen, and the tree thrives well; fruit of medium size, with a rich flavor; October to December.

**Twenty Ounce**—Very large; yellow, striped with red; quality good; tree hardy, vigorous and a good bearer; popular as a market variety; October to December.

**Waxen**—Tree very healthy and thrifty; fruit medium size with deep rich yellow in the sun; flesh crisp, tender, juicy, acid; one of the best drying apples; last of October.

### WINTER APPLES.

**Arkansaw Black**—This apple originated in Benton county, Arkansas. The tree is very hardy and thrifty, an early and uniform bearer. Fruit large, smooth and round, very black, dotted with whitish specks. Flesh yellow, very juicy and a delicious flavor. A standard market variety. Specimens have been kept until August.

**Baldwin**—Large, skin yellow in shade but nearly covered with red and orange in the sun. Flesh yellowish white, with an agreeable, mild acid and yet high flavor. Tree a fine grower and very productive; November to March.

**Ben Davis**—Large size, striped with bright red; showy, rather coarse quality; productive. Its good keeping qualities make it one of the best shipping varieties. A long keeper.

**Bailey's Sweet**—Tree hardy, vigorous and productive. Fruit large, roundish conical, yellowish, mostly shaded and striped with dark red; flesh white, tender, almost melting, with a honeyed sweet flavor. The best late sweet apple. October to November.

**Blue Pearmain**—Tree hardy. Fruit large, dark red, rich, sub-acid. December to February.

**Grimes' Golden Pippin**—Tree hardy and productive. Fruit medium to large, rich golden yellow; flesh crisp, tender, juicy, rich, sub-acid; very good; December to March.

**Gano**—Form conical, good size and smooth; deep red, shaded on sunny side to mahogany; very attractive; flesh pale yellow, fine grained, tender, pleasant, mild sub-acid; tree healthy, vigorous and hardy; an annual and prolific bearer. It is becoming known as one of our best keeping and shipping apples. February to May.

**Jonathan**—Medium to large; roundish; skin yellow, nearly covered with dark or lively red; fine grained, very tender and finely flavored; tree very productive. An excellent market variety. December to February.

**King**—(King of Tompkins County). Very large and showy; color red and striped; flavor like the Baldwin. One of our best early winter apples. Very salable. November to December.

**Lawver**—(Delaware Red Winter). Large, roundish, flat, very heavy and hard; beautiful dark red; mild sub-acid. We have kept them in our cellar for more than a year.



**Mammoth Black Twig**—(Paragon)—Very large, bright red, pleasant sub-acid; tree remarkably vigorous and productive; fruit hangs well on tree; fine late keeper.

**Northern Spy**—Fruit large, roundish oblong, conical; skin thin, smooth, greenish or pale yellow with light and dark stripes of purplish red; flesh white, fine grained, tender, slightly sub-acid and delicious flavor; tree a good grower; a long keeper.

**Red Cheek Pippin**—(Mammoth Pippin)—Large, greenish yellow, with a fine red cheek; juicy, tender and good; trees erect, vigorous and productive. Keeps well till March or April.

**Rhode Island Greening**—Trees are hardy, grow very strong, and bears most abundant; fruit large, roundish; skin smooth, dark green, becoming yellow when thoroughly ripe; rich, tender and fine grained; November to December.

**Rome Beauty**—Origin, southern Ohio; tree vigorous and productive; bears quite often when but four years old; fruit large, roundish, approaching conic; yellow, shaded and striped with a beautiful bright red; flesh yellowish, very tender, juicy, sprightly, sub-acid and very pleasant. We cannot recommend this apple too highly for cooking, eating or market; December to March.

**Spitzenburg, Esopus**—Is a handsome, truly delicious apple; fruit striped and splashed with red; flesh yellow, rather firm, with a delicious rich acid flavor; November to April.

**Spokane Beauty**—Largest apple known, a perfect prodigy for beauty and large size; color a greenish yellow, shaded and striped with deep red; flesh crisp, juicy, rich, with a delicious high flavor; unsurpassed for cooking and drying; a long keeper, having kept in our cellar until the 1st of August; was awarded the first prize at the Spokane fruit fair in 1895 and 1896; price 25c each, \$2.50 per dozen.

**Talmon Sweet**—Medium; pale yellow, slightly tinged with red; firm, rich and very sweet; the most valuable baking apple; vigorous and productive; November to April.

**Winesap**—Medium; dark red; sub-acid; excellent. Tree a moderate grower and abundant bearer; an old and favorite market apple; December to May.

**White Winter Pearmain**—Above medium size; roundish, oblong, conic; pale yellow with a slight blush; extra high flavor; one of the best; December to March.

**Wolf River**—An apple peculiarly adapted to the West on account of its extreme hardness; fruit very large and handsome, being covered with two shades of light and dark red; flesh whitish; juicy, breaking, pleasant sub-acid. A good bearer; November.

**Wealthy**—Tree very hardy, vigorous and very productive; a beautiful and excellent fruit; skin smooth, white yellow, shaded with deep

rich red; flesh white, fine, sometimes stained with red; tender, juicy, lively sub-acid; very good; December to February.

**Wagener**—Medium to large; deep red in the sun; flesh firm, sub-acid and excellent; very productive and bears very young; December to April.

**Yellow Newtown Pippin**—This stands as high as any apple in our markets, and is one of the best keepers; flesh firm, crisp, juicy and with a fine flavor; January to June.

**Yellow Bellflower**—Large, oblong, skin yellow with a beautiful tinge of red on sunny side; flesh crisp, juicy, with a delicious high flavor; October to January.

**York Imperial**—Medium to large; whitish, shaded with a beautiful crimson in the sun; firm, crisp, juicy, pleasant, mild sub-acid; tree vigorous and productive; a good market variety; November to February.

### CRAB APPLES.

**Transcendent**—A handsome little apple for desert and preserving; early autumn.

**Hyslop**—Produced in clusters; dark rich red; flesh yellowish, sub-acid, good for culinary uses and cider; good last of September.

**Red Siberian**—A beautiful little fruit, produced in rich clusters; highly esteemed for preserving; first of September.

**Yellow Siberian**—Small, beautiful golden yellow; September to October.

**Whitney's No. 20**—One of the largest Crabs; glossy green, splashed carmine, juicy, pleasant, great bearer; excellent for cider; August.

**Martha**—A new fruit raised from seed of Duchess of Oldenberg. Resembles the Transcendent, but larger; very productive.

### Pears.

#### SUMMER.

**Early Madeline**—Fruit below medium size; flesh white, juicy and sweet. Rots at the core; ripens by the 4th of July.

**Bartlett**—Large, buttery, juicy, high flavored, great bearer. One of the most popular of all the summer varieties. August to September.

**Clapp's Favorite**—Fruit large, skin thin, pale yellow; flesh white, fine grained, juicy, buttery, melting, rich, sweet, vinous, a little perfumed; very good; ripens two weeks earlier than Bartlett.

#### AUTUMN.

**Flemish Beauty**—The tree is very luxuriant, hardy and bears early and abundantly; fruit large, pale yellow, becoming reddish brown at

maturity on the sunny side. Flesh yellowish white, juicy, melting, very saccharine and rich; last of September.

**Beurre d'Anjou**—A fine pear; rather large; flesh yellowish white, buttery, fine grained, rich vinous flavor. Tree a good grower and fine bearer; October and November.

**Seckle**—Small, yellowish brown, red cheek, sweet, juicy, melting. Best. September and October.

**Idaho**—Introduced from Lewiston, Idaho; flesh white, exceedingly fine grained, very tender and buttery, with a rich acid flavor. Ripens a month after the Bartlett.

#### WINTER.

**Winter Nellis**—Tree hardy and thrifty; a very delicious winter pear of medium size; flesh yellowish white, fine-grained, buttery and very melting, abounding with juice of a rich aromatic flavor; good, to very good; December to February.

**Vicar of Wakefield**—Tree hardy and thrifty; fruit quite large, with pale yellow reddish cheek. Rich and juicy, first quality for cooking and is a valuable variety; November to January.

**Beurre Easter**—Tree grows upright and thrifty. Fruit large, flesh white, fine-grained, very buttery, melting and juicy, with a sweet and rich flavor; January to May.

## Cherries.

#### SWEET VARIETIES.

**Early Purple**—An early variety, ripening the last of May in favorable seasons; skin dark red, almost black; flesh juicy and rich.

**Royal Ann**—Fruit large, very dark color when ripe, very rich and solid and an excellent keeper; middle of July.

**Centennial**—A new cherry, very much like the Royal Ann, but ripens a few days later; sweet and good.

**Bing**—This grand new Black cherry was originated by Seth Luelling, of Milwaukee, Oregon. Almost as large again as the Black Republican; flesh very solid, flavor of the highest quality; tree thrifty, upright grower, very hardy and productive; a fine shipping and market variety; first of July. Price 25c each, \$2.50 per dozen.

**Shelton**—This new cherry originated in the Walla Walla valley, and is a seedling of the well known Royal Ann, which it very much resembles, but ripens two weeks earlier, which makes it more valuable; tree hardy, upright and vigorous grower, and a continuous and heavy bearer. Fruit very large, pale yellow with bright red cheek; flesh sweet, juicy and very rich; the best early cherry grown; price 25c each, \$2.50 per dozen.

**Black Republican**—Fruit large, very dark color when ripe, very rich and solid and an excellent keeper; middle of July.

#### DUKES AND MORELLOS.

**May Duke**—This is one of the best hardy cherries; medium size, dark red, melting, rich and juicy; first of June.

**Late Duke**—Fruit large, roundish, rich, dark red, sub-acid. Tree hardy; very valuable; ripens last of July.

**Early Richmond**—(Kentish)—Medium size, bright red; flesh melting, juicy and rich acid flavor; last of June.

**English Morello**—Medium to large; blackish red, rich, acid, juicy and good.

**Olivet**—Tree hardy; fruit very large; a shining deep red sort: tender, rich and good; last of June.

### Plums.

**Peach Plum**—Fruit of the largest size and earliest to ripen; regularly formed, roundish; skin red, dotted with a blue bloom; flesh greenish yellow; becomes tinged with red at maturity; a rich, brisk flavor; the leading market variety; middle of July.

**Bradshaw**—Large, dark red; flesh green, juicy; good; ripens first of September.

**Yellow Egg**—Largest size; skin yellow, flesh yellow, very sweet; first-class for canning and a good bearer; September.

**Columbia**—Tree vigorous and productive; fruit of largest size; skin dark purple, flesh orange, not very juicy, but very rich, sugary and excellent; August.

**Coe's Golden Drop**—Large and handsome; light yellow: firm, rich and sweet; September.

**Prunus Simoní**—(Apricot Plum)—Of Chinese origin; fruit large, flattened; of the size and appearance of a nectarine, and of a brick-red color; flesh shows a fine apricot yellow, with a peculiar aromatic flavor: is becoming popular as a market variety; July.

### Prunes.

**Italian**—(Fellenberg)—Medium to large size, oval, dark purple; flesh juicy, sweet and delicious: a standard drying variety; September.

**Hungarian**—Largest size, with a beautiful bright red, making it one of the best for marketing; not good for drying; September.

**Petite d'Agen**—(French prune)—The well known variety so extensively planted for drying; medium size: reddish purple; juicy, sugary, rich and sweet; bears immense crops; September.

**Silver Prune**—Large size and sweet; a good dryer; ripens rather late for northern climates; October.

**Golden Prune**---Large size, rich golden yellow; very sweet. The dried fruit when cooked requires no sugar.

**Tragedy**---Medium size; skin dark purple; flesh of yellowish green, very rich and sweet; frees readily from pit. Its early ripening (in July) makes it a valuable shipper.

## Peaches.

**Alexander**---Medium to large; greenish white, covered with a deep rich red; very juicy, clinging to stone. Best early market variety.

**Amsden June**---The same as above.

**Triumph**---Earliest yellow flesh peach; ripens a few days later than Alexander; blooms late; sure and abundant bearer; strong, vigorous grower; fruit good size, yellow, with red and crimson cheek.

**Hale's Early**---Medium, nearly round; skin mottled red, dark red cheek. Flesh white, juicy, melting, high flavored, free from stone. First of August.

**Early Crawford**---A magnificent, large, yellow peach of good quality. Its size, beauty and productiveness makes it one of the most popular varieties. Extensively planted. Freestone.

**Late Crawford**---A superb large, yellow, freestone peach; very rich. Last of September.

**Malta**---Very sweet and firm, yellow with sometimes a faint blush. Large, very free, pit quite small. Most popular drying and canning variety on the coast; August.

**Solway**---A large yellow English peach, with deep yellow flesh, very juicy, melting and rich. A valuable late market variety.

**Elberta**---Very large. Skin golden yellow where exposed to the sun, faintly striped with red. Flesh yellow, very fine grain, juicy rich and sweet. Tree very prolific and presents a handsome appearance. This peach is a perfect freestone. Very successful market variety, commanding a high price. September.

**Wonderful**---A freestone. Color a rich golden yellow, overspread with carmine. Ripens after nearly all others have disappeared. Is a wonderful keeper. Tree very prolific. October.

**Perfection**---This new and valuable peach originated about three miles above Weston, Umatilla county, Oregon, near the timber line of the Blue mountain range, which proves its hardiness. The fruit is of the largest size, yellow, with a beautiful blush cheek. The flesh is thick and very fine grained, yellow, with red around the pit, which is nearly as small as a prune seed. Its tough skin, firm flesh and good keeping qualities place it in the lead for a desirable shipping and market variety. Ripens from 10th to 15th of September. We cannot recommend this new peach too highly to our friends and patrons; price for first-class one year old trees, 25c each.

**Cox's Cling**—Large, yellow, with dark red cheek; flesh yellow. sweet and delicious; Last of September.

**Indian Peach**—Very large, dark purple cling-stone. Flesh dark purple, firm and rich. September.

**Lemon Cling**—Large size, lemon color. One of the best market varieties on account of its firmness, size and excellent qualities. September.

## Nectarine.

**Early Violet**—Medium size, skin yellowish green, with a purple cheek. Flesh melting, rich and highly flavored. July.

## Apricots.

**Early Golden**—Earliest to ripen; small, pale orange, juicy and sweet. July.

**Peach Apricot**—One of the largest; fruit firm, juicy, with a rich flavor; productive. Last of July.

**Royal**—A fine large French variety; fruit roundish, large, oval, slightly compressed. Skin dull yellow with an orange cheek, very faintly tinged with red. Flesh pale orange, firm and juicy, with a rich vinous flavor; ripens the latter part of July.

**Moorpark**—Fruit large, roundish, about two inches and a quarter in diameter. Skin orange in the shade, but deep orange or brownish red in the sun. Flesh quite firm, bright orange, parting from the stone. Ripens early in August.

## RUSSIAN VARIETIES.

**J. L. Budd**—Tree a strong grower and profuse bearer; fruit large, white, with red cheek; sweet, juicy, with a sweet kernel, as fine flavored as an almond; the best late variety and a decided acquisition. July.

**Alexander**—Tree hardy; an immense bearer. Fruit large, yellow, with a red cheek; very beautiful. Last of July.

## Quinces.

**Champion**—A prolific and constant bearer. Fruit large and of excellent flavor. Bears extremely young. Hardy.

**Rea's Mammoth**—Fruit large, bright yellow, of excellent flavor. Productive.

## Mulberries.

**Downing Everbearing**—Fruit large, black and of best quality. Bears abundantly for three months in the year. Tree hardy.

**Russian**—A very hardy, rapid grower. Fruit small but produced in abundance. A valuable tree for wind-brakes.

## Nut Trees.

### ALMONDS.

**Grosse Tendre**—Large, full kernel, thin shell, sweet and rich.

**Hard Shell**—Quite large, with hard shell. Tree a strong grower and as hardy as a peach tree.

### CHESTNUTS.

**American Sweet**—Wherever soil is adapted to its growth, valuable for ornament, timber and nuts.

**Japan Chestnut**—Dwarf grower; productive, usually producing nuts when two or three years old.

### WALNUTS.

**American Black**—This valuable tree grows and succeeds well on this coast. Valuable for timber and nuts.

**English, or Soft Shelled**—Too well known to require description. Produces crops of fine nuts in favored sections in this country and is a good, thrifty grower.

## Grape Vines.

**White Sweetwater**—This is the earliest grape to ripen. Vines hardy; fruit rich and sweet. First of August.

**Royal Muscadine**—Almost identical with the sweetwater. Berries a little larger and only a few days later. Sweet, delicious.

**Mission**—Color black, nearly round, size rather large, sweet and good. First of September.

**Black Prince**—Very large, oval; bunches large, flesh firm with a rich, delicious flavor. September.

**Concord**—The well known standard variety. Succeeds wherever grapes will grow. Black, sweet, good. First of September.

**Niagara**—Occupies the same position among the white varieties as Concord among the black. Very sweet. September.

**Delaware**—Bunches compact; berries rather small, round; skin thin, of a beautiful light red; exceedingly sweet. September.

**Isabella**—Bunches and berries of medium size. Black. A good variety for arbors. September and October.

**Worden**—A splendid grape of the Concord type, larger, better quality and earlier. Vine vigorous, hardy and productive. Last of August. Price 15c each, \$1.50 per doz.

## Gooseberries.

**Oregon Champion**—Large, skin light green. Flesh very sweet, juicy, excellent flavor; very prolific bearer and will not mildew.

**Houghton**—Medium, skin pale red, very productive, sweet and good.

## Raspberries.

**Cuthbert**—Large, deep red, firm, of excellent quality, hardy, very desirable.

**Loudon**—This new variety has come to stay and is the best mid-season berry. Its points of superiority are vigor of growth, large fruit, beautiful rich dark crimson color, good quality and marvelous productiveness and hardiness, enduring winters without protection and without injury to the very tips. A good shipper. See price in Price List.

**Gregg**—This is decidedly the largest and most prolific Blackcap that we have ever seen. Fine quality, very productive and hardy.

**Cumberland**—This new blackcap very much resembles the Gregg in all its good qualities, but ripens earlier and will stand the dry, hot weather better. Price 10c each, \$1 per dozen.

**Golden Queen**—A beautiful, large, golden yellow berry, seedling of the Cuthbert and surpassing that variety in size, beauty, quality and adaptability. Canes hardy, of strongest growth, productive. Should be in every home garden, its beauty and high quality placing it at the head for table use. Price 10c each, \$1 per dozen.

## Blackberries.

**Wilson**—A magnificent, large, very early, beautiful berry, of sweet, excellent flavor. Ripens evenly, holds its color well and brings highest market price. Strong grower, exceedingly productive. Not very hardy.

**Lawton**—Large, black, sweet. Very productive. One of the best.

**Erie**—Fruit large, about the size of Lawton, round and firm; good quality. Its extreme hardiness makes it the best blackberry to plant in cold climates. For prices see Price List.

## Logan Berry.

**Logan**—(Raspberry-Blackberry)—Fruit size of large blackberries, same form and shape; color dark, bright red; partakes of the flavors of both blackberry and raspberry; mild, pleasant, vinous, excellent for table and for canning, jelly, jam, etc. Seeds few and small. Bush of trailing habit, vigorous and very productive. This new berry brings the highest price on the markets. Price 25c each, \$2.50 doz.



## Dewberries.

**Lucretia**—One of the low growing, trailing blackberries. In earliness, size and quality, it equals any of the tall growing sorts. The plant is extremely hardy, healthy and productive. Fruit is of the largest size, soft, sweet, luscious throughout, with no hard core. Very valuable.

## Currants.

**Cherry**—Large, bright red, very good, but not productive.

**White Grape**—Berries very large, whitish yellow, sweet and good; very productive.

**Fay's Prolific**—A new seedling originated by Lincoln Fay, of New York, and for size, beauty and productiveness is the most remarkable currant ever grown. The berry is fully equal to Cherry currant, while the flavor is much superior. The stems are double the length on an average, and the fruit hangs on well, never dropping as in other currants. We can truly say that it surpasses any other variety ever introduced.

## Strawberries.

**Sharpless**—Large, irregular, very good quality with fine flavor; a prolific bearer.

**Hood River**—(Clark's Seedling)—Originated at Hood River, Oregon, where it is planted to the exclusion of all others for long distance shipments; large round and smooth, color a beautiful dark red, and in quality is unsurpassed. Ripens early.

**Magoon**—This new berry was originated near Portland, Oregon, and promises to be one of the leading berries in the Northwest. A good shipping and canning variety. Ripens about ten days later than Hood River.

## Rhubarb, or Pie Plant.

This is one of the earliest garden fruits; is excellent for pies, and continues long in use; also very valuable for canning.

**Mammoth**—Large, early, tender and good.



## Ornamental Trees and Shrubbery.

### HYBRID PERPETUAL AND EVER BLOOMING TEA ROSES.

These are carefully selected, perfectly hardy with us, and comprise the best varieties only. We send out one and two-year-old strong plants grown on their own roots.

**General Jacqueminot**—Large, velvety flowers of the most intense maroon-scarlet, each set in a cluster of rich green leaves. Blooms repeatedly through the summer and fall and is the most popular rose grown, without exception.

**American Beauty**—Color rich, rosy crimson, shaded and veined in the most charming manner; hardy, free bloomer and very desirable.

**Madam Plantier**—This grand variety when once planted is as hardy as a Hydrangea. Flowers pure white, very large and double. One of the very best white roses.

**Paul Neyson**—Immense double flowers, with a shining carmine-pink; very double and finely scented. The largest rose known.

**Pink La France**—The queen of all the roses; silvery rose, shaded with pink; delightfully fragrant, of perfect form, and blooming from early spring until late autumn.

**Champion of the World**—A free-blooming, hardy rose of great merit; the flowers are of large size, color a lovely, clear, deep pink. Is constantly in bloom during the whole season.

**Kaiserine Augusta Victoria**—This beautiful rose is celebrated the world over for its elegant, large, pointed buds and full fragrant flowers. The color is a delicate, creamy white with a faint tinge of lemon in the center.

**Viscountess Folkstone**—A vigorous, free-blooming Hybrid Tea, of delicate tinted flesh color, almost white, and lustrous as satin; large, delightfully sweet.

**Dinsmore**—A vigorous, healthy rose of branching habit, very popular and highly recommended for garden planting as it is most always in bloom; flowers of a rich, bright crimson.

**The Bride**—A lovely, hardy Tea rose and very popular. It has beautiful foliage, and flowers of large size and most snowy white.

**Etoile de Lyon**—This magnificent Tea rose is rich golden yellow; a strong, healthy and vigorous grower, immense bloomer, bearing flowers and buds early and late. Remarkably hardy with us.

### CLIMBING ROSES.

**Crimson Rambler**—Perfectly hardy; wonderful free bloomer; rich glowing crimson. A most vigorous grower, making shoots from 8 to 10 feet in a single season. As many as 30 or 40 flowers are often seen in a single cluster.

**Yellow Rambler**—This is the only hardy yellow climbing rose. Rapid grower; color a clear decided yellow, changing to a beautiful cream. Blooms in clusters same as the Crimson Rambler.

**Seven Sisters**—Blooms in clusters of seven or more flowers, varying from white to crimson.

**White Pet**—A grand new climbing rose. It is a climbing Polyantha, producing its pretty double flowers in large clusters. A very rapid grower. Hardy.

**Empress of China**—A new and very beautiful perpetual blooming climber. It commences blooming the last of May, and if taken care of properly, will bloom till late in the fall. Flowers are a beautiful red, but soon turn to a lovely pink. Perfectly hardy.

### MOSS ROSES.

**Countess de Murinais**—One of the best and most satisfactory pure white Moss roses; the buds are elegantly mossed; flowers large, full and fragrant.

**Glory of Mosses**—A magnificent Moss rose; extra large and double; color deep rosy carmine, shaded purplish crimson.

## HARDY ORNAMENTAL CLIMBING VINES.

**Ampelopsis-Veitchii** (Boston Ivy)—A beautiful, hardy, climbing plant of Japanese origin. One of the finest climbers for covering walls, as it clings firmly to the smoothest surface, covering it smoothly with overlapping leaves. The color is a fresh, deep green in summer, changing to the brightest shade of crimson and yellow in autumn. It is hardy and becomes more popular every year.

**Trumpet Flower**—A rapid growing climber, with large, scarlet, trumpet-shaped flowers

## HONEYSUCKLES.

**Red Coral**—A hardy rapid grower; flowers red and fragrant.

**New Halliana**—A new hardy variety introduced from Japan. It is evergreen and a constant bloomer; flowers pure white, changing to yellow.

## HARDY FLOWERING SHRUBS.

**Snowball**—A well known shrub; attains the the height of 8 or 10 feet; produces its snow-white flower in large balls in June.

**Lilac, Purple**—The common purple specie, and one of the best.

**Lilac, White**—Flowers pure white; very fragrant; beautiful.

**Hydrangea Grandiflora**—This is one of the most valuable hardy shrubs in cultivation. It attains a height of 3 to 4 feet, and is perfectly hardy in all parts of the country. The flowers are white and very beautiful. It commences flowering in July and continues until November.

**Japan Flowering Quince**—Bright scarlet crimson flowers in great profusion in early spring, and in the fall it hangs full of small golden quinces. Perfectly hardy anywhere.

### **Althea, or Rose of Sharon.**

One of the most showy and beautiful flowering shrubs. The flowers are of large size, very double and full, and of brilliant and striking colors. Begins to bloom the same season it is transplanted and continues to bloom every year from midsummer until frost. We have the following two selected varieties to offer.

**DOUBLE ROSE**—Large double flowers of a beautiful rose color.

**DOUBLE VARIEGATED**—Pink and white. It is undoubtedly a handsome flower.

### **Deutzias.**

**GRENATA**—Flower double white, tinged with pink, in racemes four or five inches long; one of our finest hardy shrubs.

**CANDIDISSIMA**—A very valuable variety, of strong, hardy growth, producing its pure white double flowers in abundance.

**Spireas.**

**VAN HOUTTE**—The grandest of all the Spireas; it is a beautiful ornament for the lawn at any season, but when in flower it is a complete fountain of white bloom, the foliage hardly showing. Perfectly hardy, and an early bloomer.

**ANTHONY WATERER**—A new crimson-flowered variety. One of the most beautiful of dwarf flowering shrubs. It makes a low, compact bush, 2 to 3 feet high, and is covered nearly the whole growing season with large umbels of deep crimson flowers. Perfectly hardy.

**Upright or Bush Honeysuckles.**

**RED TARTARIAN**—Beautiful pink and rose colored blossoms in June.

**WHITE TARTARIAN**—Flowers white; blooms in May and June.

**HERBACEOUS PAEONIES.**

These are beautiful, showy and easily cultivated plants, blooming from the beginning of May till the end of July. They should have a place in every garden. A selection will give a continuous bloom for three months. We offer the best sorts, varying from pure white to pink and deep rose.

**EVERGREENS.**

**American Arbor Vitae**—A beautiful native tree, especially valuable for screens and hedges.

**Golden Arbor Vitae**—Of dwarf habits, globular outline, and bright green foliage; fine and hardy.

**Irish Juniper**—Very erect and tapering in its growth, forming a column of deep green foliage; a general favorite.

**WEEPING TREES.**

**Cut-leaved Weeping Birch**—Beyond question one of the most popular of all weeping or pendulous trees. Its tall, slender, yet vigorous growth, graceful drooping branches, silvery-white bark and delicately cut foliage present a combination of attractive characteristics rarely met with in a single tree.

**Wisconsin Weeping Willow**—A beautiful tree with straggling, weeping branches. Makes a fine tree for the lawn.

**SHADE AND ORNAMENTAL TREES.**

**Horse Chestnut or Buckeye**—A native tree of fine form and beautiful foliage. Bears an abundance of showy flowers in early spring.

**Mountain Ash**—A fine hardy shade and ornamental tree, head dense and regular; covered from July till winter with large clusters of bright red berries.

**European White Birch**—A graceful tree, with silvery bark and slender branches. A hardy, vigorous grower, and branches slightly pendulous. A beautiful tree for either lawn or street.

**Catalpa**—The Catalpa flowers in July, when few trees are in bloom. Blossoms are large, very showy and quite fragrant. Leaves large, heart-shaped and greenish yellow. A very affective, tropical-looking lawn tree; hardy.

**Carolina Poplar**—Makes a large beautiful shade tree. A quick grower and hardy.

**Black Locust**—A very rapid growing tree, covered in June with sweet scented, white flowers; valuable as a shade tree and also for its hard wood.

**Soft Maple**—A well known native variety; large size. Makes one of the best shade trees.

**Box Elder**—Two well known to require description.

---

## TO WASHINGTON PURCHASERS.

---

Purchasers from the State of Washington will remember that we are under \$2000 bonds to the State of Washington for license to ship into the State, and if any of our nursery stock is found to be infected with pests of any kind, we are held responsible by the State for inspection fees, and the infected stock is burned. While we never to our knowledge have sent out an infected tree, this will serve for an extra warrant that all stock from our nursery will be clear from all insect pests. And furthermore, we are in the nursery business to stay, and we realize that our future success depends on sending out only clean, thrifty trees, true to name.

A MILLER & SON,  
Milton, Oregon.

## INSECT PEST REMEDIES.

As we are so often asked the questions, when to spray, what to spray with, how to spray and what to spray for, we give below several remedies for insect pests and diseases, taken from the Spray Bulletin issued by the Oregon State Board of Horticulture in 1900:

All fruit trees should be sprayed in the fall, as soon as the leaves have dropped, with sulphur, lime and salt; if no scale are present, full strength Bordeaux mixture will be found sufficient.

### SPRAY NO. 1.—Lime, Sulphur and Salt.

This is a winter spray, and used for all scale insects, green aphid and clover mite.

#### For San Jose Scale, Greedy Scale and Turtle-Back Scale.

Sulphur, lime and salt in the fall as soon as the leaves have dropped, and again in the spring before the buds begin to swell.

#### For Green Aphid.

First application with sulphur, lime and salt in the fall after leaves have dropped, followed in the spring with Spray No. 14, as they appear on the trees.

#### For Clover Mite.

Spray with sulphur, lime and salt in the fall as soon as the leaves have dropped.

INGREDIENTS—Lime (unslaked), 50 pounds sulphur, 50 pounds; stock salt, 50 pounds. This will make 150 gallons of wash.

Directions—Slack 50 pounds of lime, then add the 50 pounds of sulphur, boil it over a brisk fire for one hour, then place all the salt with it in the boiler and boil for 15 minutes more, then add the necessary amount of water to make 150 gallons. This solution should be used at a temperature of at least 100 degrees. Before using, strain it. The utility of this wash depends a great deal upon the strength of the sulphur. It is, therefore, recommended that those who use this wash have a Beaumes scale for acid. When it shows 8 degrees when cold, it is of the proper strength. These scales can be obtained through any druggist at a cost not to exceed 50 cents.

### SPRAY NO. 7—Bordeaux Mixture.

Used for apple scab, apple canker or deadspot, curl-leaf on the peach, gummosis, prune or plum rot, and black rot on the grape.

This is the sovereign remedy against injurious fungus diseases, and its use is general throughout the world; therefore the combination of bluestone and lime, known as Bordeaux mixture, is indispensable in fruit growing.

#### For Apple Scab, Pear Scab and Leaf Blight.

First application—Just as the buds are swelling, with Bordeaux mixture.

Second application—Just as the fruit buds break open, but before the flowers expand, with Bordeaux mixture.

Third application—With Bordeaux mixture when the fruit has attained the size of a hazelnut.

#### For Apple Canker or Deadspot.

Cut out diseased spots clean in the fall when leaves have dropped, and wash with Bordeaux mixture; repeat in midsummer, if found necessary.

#### For Curlleaf on the Peach.

Prof. Newton B. Pierce says: "Curlleaf on the peach is caused by a parasitic fungus which is known as *Taphrina Deformans*. The fungus lives within the tissues of the leaf, in the tender shoots and in the buds. Within the past few months I have learned that lime, sulphur and salt is a satisfactory preventive of this widespread disease. The application of this spray should be made three to five weeks before the buds open in the spring. The treatment should be very thorough. Or spray with Bordeaux mixture six weeks and again three weeks later before the buds begin to swell.

#### For Prune and Plum Rot.

Spray with Bordeaux mixture as the buds are swelling, and again when the fruit has attained the size of a bean, with modified Bordeaux mixture.

#### For Gummosis.

Cut out gum pockets, split the outer bark about one-eighth of an inch from roots or branches on three sides when sap begins to flow, as all gum-infected trees are bark-bound, and wash with Bordeaux mixture. Care must be taken in splitting the bark not to cut through to the wood; repeat in midsummer, if necessary.

### For Black Rot on Grape.

Spray with Bordeaux mixture just as the buds are swelling, and again immediately after blooming with modified Bordeaux mixture.

### Bordeaux Mixture for Fungi—How Prepared.

INGREDIENTS—Sulphate of copper, 6 pounds; lime, 4 pounds; water, 45 gallons.

### Modified Bordeaux Mixture.

INGREDIENTS—Sulphate of copper, 3 pounds; lime, 4 pounds; water 45 gallons.

Dissolve bluestone in a wooden vessel, slack the lime in another vessel or can, put both in a barrel of water and mix thoroughly.

### SPRAY NO. 10—Paris Green Spray—Arsenite of Soda Spray.

These sprays are used for codling moth larvae, tingis, caterpillars, slugs and all eating or biting insects.

### For Codling Moth.

Paris green or Arsenite of Soda First spraying, ten days after blossoms have fallen, and then at intervals, not exceeding three weeks, up to within three weeks of harvesting the apples or pears.

The arsenite of soda is preferably used with Bordeaux mixture, and, as the season advances and foliage matures, increase the arsenite solution gradually from  $1\frac{1}{2}$  pints to 1 quart to the 50 gallons of Bordeaux mixture.

### For Tingis, Caterpillars and Slugs.

Spray as they hatch and appear on the leaves.

### Paris Green Spray—How Prepared.

Proportions for first applications—Paris Green, 4 ounces; lime, 2 pounds; water, 40 gallons.

Proportions for later applications—Paris green, 4 ounces; lime, 1 pound; water, 50 gallons.

Directions—Slack the lime; make a paste of the Paris green, mix thoroughly, and then add water to make the required amount; stir thoroughly while using, and should be thrown on the leaves and fruit in a fine spray.

Paris green is one of our commercial articles that is shamefully adulterated. The foregoing formula is based upon pure Paris green; it is therefore of much importance that one be able to detect impurities. So far as we know, but two adulterants are used—gypsum and Glauber's salts. The method generally given for the detection of adulteration is to dissolve a small sample of Paris green in ammonia. If there is any gypsum it will not dissolve, but forms a sediment. Glauber's salts cannot be detected by this method, it being equally as soluble as pure Paris green; but if one has a strong microscope at hand the adulterant granules can be easily detected, they being white, while the pure article is green. Ammonia, however, is generally a good test, gypsum being most commonly used as an adulterant.

### The Arsenite of Soda Spray.

INGREDIENTS—Commercial white arsenic, 1 pound; carbonate of soda, 2 pounds; water, 2 gallons. Use  $1\frac{1}{2}$  pints to 50 gallons of Bordeaux mixture.

Directions—Dissolve 1 pound of commercial white arsenic and 2 pounds of carbonate of soda in 2 gallons of water; use  $2\frac{1}{2}$  pints to 50 gallons Bordeaux mixture. The easiest way to make the solution is to put both the white arsenic and soda in a gallon of boiling water and keep boiling about 15 minutes, or until clear liquid is formed, then dilute to 2 gallons.  $1\frac{1}{2}$  pints of this solution should be added to each barrel of full strength Bordeaux mixture for earlier spraying, and modified Bordeaux mixture for late sprayings.

If used without Bordeaux mixture or lime, it is liable to burn the foliage. As there is nearly always fungus to contend with, it is recommended that the two sprays be combined, with the additional advantage of making the poison stick longer.

This spray has proven the most successful of any used against codling moth, and is used exclusively in Southern and Eastern Oregon. Paris green being so much adulterated, its use has been pretty much discarded. Prof. M. V. Slingerland, the eminent entomologist, says in this connection:

"As to the effectiveness of these substitutes, there can be no further question. Several of New York's leading fruit-growers have used both the arsenite of lime and the arsenite of soda for one or more seasons, and all are unanimous in their praise.



Some report that they are more effective than Paris green. Their making, however, should never be left to careless hands. White arsenic is a dangerous poison. But there is no reason why intelligent and careful horticulturists should not make these cheap substitutes at home, and thus have for use a stable and effective insecticide of known composition.

### SPRAY NO. 14.—Tobacco Wash.

Used for green aphid and tings as they appear on the trees.

INGREDIENTS—Tobacco (sheep dip, sulphured tobacco), 4 pounds; whale-oil soap (or good strong soap), 4 pounds; water 20 gallons.

Directions—Soak the tobacco in hot water for several hours; dissolve the soap in hot water; strain both ingredients; add together and dilute to 20 gallons. On varieties of trees where the foliage is very tender, tests should be made before applying extensively.

### Kerosene Emulsion.

Used for woolly aphid and clover mite.

For Woolly Aphid.—Spray with kerosene emulsion diluted seven times.

For Clover Mite.—Spray with kerosene emulsion diluted eight times.

### Kerosene Emulsion—How Prepared.


INGREDIENTS—Kerosene, 2 gallons; water, 1 gallon; hard soap,  $\frac{1}{2}$  pound.

Directions—Make a suds of the soap and water and pour boiling hot into the kerosene; churn with a force pump or syringe, pumping out of and into a barrel or bucket through a nozzle until completely emulsified. If the mixture is sufficiently hot it will thicken in from five to ten minutes, and will be, when cold, of the consistency of butter or of soft soap. Dilute with seven to twelve parts water to one of emulsion, as occasion requires, and this will kill almost anything in the form of plant lice.

### For Currant and Gooseberry Worm.

Spray the bushes just before blooming, and again after the fruit has set, with one large tablespoonful of powdered white hellebore, dissolved in  $2\frac{1}{2}$  gallons of water.





## *Announcement.*

As we wish to devote our time wholly to the growing of Fruit, Ornamental Trees and hardy outdoor Shrubs, we have therefore turned over all our interests in the Greenhouse Department to Mr. James Harris, and we take pleasure in recommending our customers and friends desiring greenhouse plants, such as Carnations, Chrysanthemums, Geraniums, Bedding plants, etc., to correspond with Mr. James Harris, Milton, Oregon.

