

# **Historic, Archive Document**

Do not assume content reflects current scientific knowledge, policies, or practices.



62.01

Gdn

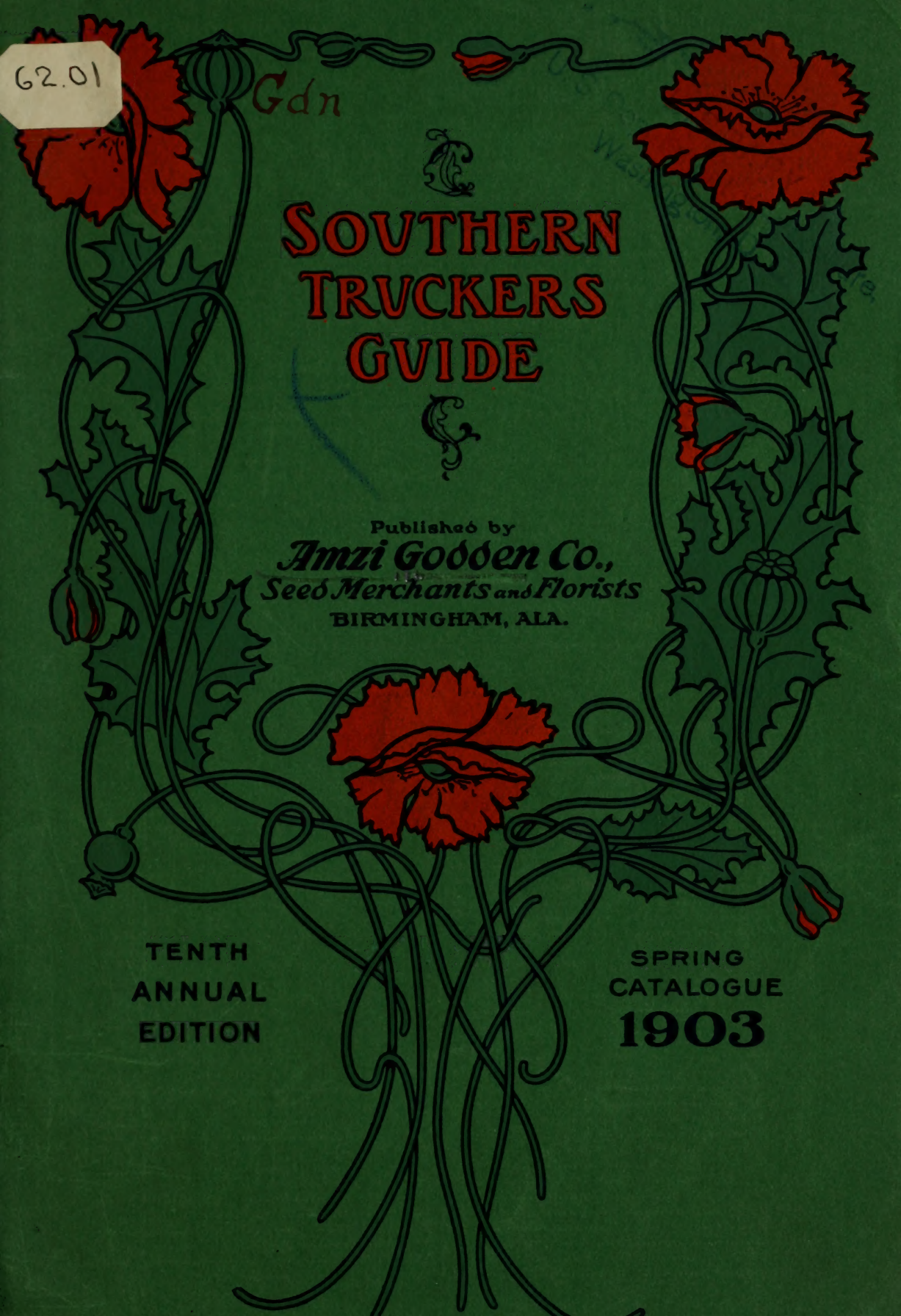
Wash

# SOUTHERN TRUCKERS GUIDE

Published by  
*Amzi Godden Co.,*  
*Seed Merchants and Florists*  
BIRMINGHAM, ALA.

TENTH  
ANNUAL  
EDITION

SPRING  
CATALOGUE  
**1903**



## GENERAL DIRECTIONS FOR ORDERING SEEDS.

**How to Send an Order.**—You will find on the opposite page an order sheet, perforated for tearing out, also a blank envelope to send order in, with our printed address on same. Also an application for money order already made out, which you can hand to your postmaster when a money order will be issued. If convenient, always use this order sheet, and avoid writing anything on order except what pertains to order. Questions, etc., requiring an answer by letter should be written on a separate sheet of paper so it cannot be overlooked. Don't neglect to fill in order blank plain, and as we receive many orders unsigned, it is well to put your name in the left hand corner of the envelope in which your order is enclosed.

**Terms.**—All orders, to secure prompt attention, should be accompanied with the cash. We would like to know everyone, but that is impossible. We can only send to well-rated merchants or parties well known to us without cash with order. When remittance falls short it is our custom to modify quantity sent instead of delaying order for letter.

**C. O. D.**—We would not advise anyone to order seed "C. O. D.," because we will not fill such orders unless enough money is sent to pay express both ways in case the goods are not taken out of office; besides, it is more expensive to purchaser, as he has to pay the express company for returning money.

**How to Send Money.**—If your office is a money order office, remit by postoffice order. You will find an application already made out with addressed envelope. If your office is not a money order office, send your remittance by registered mail, or if you have an express office an express money order will do. We will not accept bank checks except on Birmingham banks. The only kind of check outside of this that will be accepted is New York exchange.

**We Pay the Postage or Express on Seeds.**—The purchaser should not overlook the fact that we deliver, that is, pay postage or express on all seeds in this Catalogue at prices quoted, except such heavy seeds as peas, beans, corn, onion sets, field, farm and grass seeds, forage plants, bulbs, plants, etc. These latter items have the postage quoted under each heading, which must be added to your remittance.

**BE** If you want to pay express or freight yourself at your town, you may deduct ten cents per pound from catalogue rates on such seeds as we deliver.

**By Express.**—Orders too heavy for mails (five pounds and over) should be ordered by express when quick time is desired, and if there is no agent at your town the express will have to be prepaid by us, and you should include enough in your remittance to pay such charges. When your remittance more than covers cost of seed ordered, the quantity will be increased to cover remittance, or money will be returned, as desired.

**By Freight.**—All heavy orders, such as peas, beans, corn, field seeds, onion sets, potatoes, etc., should be ordered sent by freight, and accurate shipping directions given.

**Our Prices.**—The prices in this catalogue are for moderate quantities, and to those who are dealers or truck farmers we would advise them to apply for our Wholesale Catalogue.

## INDEX.

Condensed for the Convenience of Customers.

	PAGE	PAGE	
Agricultural Implements.....	39	Kale.....	15
Artichoke.....	2	Kohl Rabi.....	15
Asparagus.....	2	Lawn Grass.....	65
Beans, Green Pod, Bunch.....	3	Lettuce.....	16
Beans, Wax, Bunch.....	4	Leek.....	15
Beans, Pole.....	5	Melons, Musk or Canteloupe.....	17 to 18
Beans, Pole, Lime and Bush.....	4	Melons, Water.....	19 to 21
Beets, for Table Use.....	6	Millets.....	50
Beets, for Stock.....	7	Mustard.....	22
Beggar Weed.....	44	Onion Sets.....	22
Broccoli.....	7	Onions.....	23
Brussel Sprouts.....	7	Okra.....	22
Bulbs.....	60	Palms.....	63
Cabbage.....	8 to 10	Parsley.....	24
Carrots.....	11	Parsnips.....	24
Cauliflower.....	10	Peas.....	24 to 26
Celery.....	12	Pepper.....	26
Clover Seed.....	40 to 43	Potatoes.....	27
Collards.....	12	Pumpkins.....	28
Corn, Sugar Varieties.....	13	Roses.....	64
Corn, Field Varieties.....	13	Radishes.....	28 to 29
Cow Peas.....	43 to 44	Rhubarb.....	30
Cress, Curled.....	14	Sorghums.....	40
Cress, Water.....	14	Sprayers.....	37
Cucumbers.....	14	Squash.....	31
Cotton.....	65	Salsify.....	30
Egg Plant.....	15	Soja Beans.....	44
Endive.....	15	Sweet Peas.....	57
Ferns.....	63	Spinach.....	30
Flower Seeds.....	51 to 59	Teosinte.....	44
Flower Plants, etc.....	61 to 63	Tomatoes.....	32 to 34
Grass Seed.....	45 to 48	Turnips.....	35
Grass Mixtures.....	38	Miscellaneous Forage Plants.....	49
Grain.....	49	Velvet Bean.....	44
Insecticides.....	36	Vetches.....	44
Kaffir Corn.....	49		

TENTH ANNUAL EDITION—1903

# SOUTHERN TRUCKERS' GUIDE

WRITTEN AND PUBLISHED BY

AMZI GODDEN CO., SEED MERCHANTS AND FLORISTS,

BIRMINGHAM, ALABAMA.

G. B. McVAY, Pres.

C. H. REED, V.-P. and Treas.

C. G. MCD. REID, Sec'y

Established 1857.

Incorporated 1896.

## INTRODUCTORY.

This is the Tenth Annual Edition of the "SOUTHERN TRUCKERS' GUIDE," our complete illustrated and descriptive catalogue. Our customers who have carefully followed our catalogues for the past ten years, will be able to note the improvement in this issue over all past numbers. It must be understood that it is quite impossible in the limited space of a seed catalogue to devote as much space to different varieties of seeds as would seem to be necessary. We have, therefore, been compelled to make our remarks brief to most every variety of seed in this catalogue and we trust our customers will readily see the necessity for it. We would call the reader's especial attention to the information under every variety of vegetable seed—specifying how to grow, how to fertilize, etc. This information is not ordinarily found in the contents of the average seed catalogue, and it is such information that is generally appreciated by the public.

## BULLETINS.

We have had such a great demand for detailed and special information regarding the culture of so many different varieties of vegetable and forage crops that we have thought it necessary to publish a number of pamphlets bearing on these different subjects. Now to parties who are desirous of more complete information on different subjects that is not covered fully here, should make application for these bulletins. We will in a short time have accumulated a large number of these pamphlets which will embrace practically every subject that a reader wishes to know of. These bulletins will be mailed free of charge to any one interested.

## REMOVAL.

We have found it necessary in the conduct of our business to make some change in our location that we have been occupying a number of years in the past. The demands of our business have been so great in the past twelve months that we were forced to make a division of our business into wholesale and retail departments. In order to carry out this program we purchased a large building seventy-five by one hundred, eighty-two and a half feet, situated at the corner of Avenue A and 23rd street, this city. We will have our own railroad tracks running into our warehouse property and will thus be able to facilitate the conduct of our growing jobbing business. We have established our retail business in the building 2018 First Avenue, where the office of the company will also be located. We have fitted up an elegant retail store in this building and will be situated better than ever to take care of our large retail trade in seeds, plants and other merchandise handled by this Company.

## NEW DEPARTMENT.

We call especial attention in this issue of the "SOUTHERN TRUCKERS' GUIDE" to the last eight pages which is a department given up to Flower Seed, Plants, Bulbs, etc. This is the first year that we have ever catalogued these items, but the demand has been so great from our many lady customers that we have found the new departure necessary. It has not been possible in the small space devoted to this subject, to give complete description, culture directions, etc., but the fact that we have listed the goods with explanatory prices will enable most any one to make up their order with intelligence.

## FERTILIZERS.

We are glad to be able in this issue of the "SOUTHERN TRUCKERS' GUIDE" to announce that this Company have engaged actively into the manufacture of fertilizers. The demand has been so great on us in the past few years for Special Mixtures adapted to different plant life, that we have been compelled to satisfy our trade by placing ourselves in position to be able to furnish different formulas as were demanded by the more intelligent trade.

It will be impossible of course, in the short space of this catalogue to describe the advantages in using special formulas that we will manufacture, especially for different crops, but we will shortly publish a number of bulletins which will cover the subject quite fully. Parties who are interested in commercial fertilizers should make application for these bulletins, which will be mailed free to interested parties.

## WE SELL EVERYTHING THAT IS PLANTED.

We have adopted this motto as a trade expression, which well illustrates the business of this Company. We have a right to claim that we sell everything that is planted, because we are really in position and make a business of selling everything that is planted. We feel qualified to give instructions on any subject whatever that pertains to planting. All we ask is an opportunity to figure with you whenever you are in the market to purchase any seed, no matter how small or large quantities. Prompt attention will be given to all inquiries and prices made that are bound to result in securing your order.

Respectfully,

AMZI GODDEN COMPANY,  
Seed Merchants, Birmingham, Ala.

# VEGETABLE SEEDS.

**Special Notice.**—Please remember that prices quoted in this catalogue on all small seeds in papers, ounces, quarter pounds and pounds, are delivered either by mail or express free of charge to purchasers, but such heavy seeds as Beans, Peas and Corn, sold by measure, postage or express charges must be added to catalogue price at the rate of 10c. for pints and 15c. for quarts. On inside page of front cover full instructions will be found for ordering.

**ARTICHOKE** *Large Green Globe (French Variety).*—This variety of Artichoke is largely grown in some of the foreign countries for its large, edible flower buds, which are prepared for eating in same manner as Asparagus. The plants thrive best in a warm climate, and are consequently peculiarly adapted to the South. Pkt., 2 for 5c; oz., 25c;  $\frac{1}{4}$  lb., 75c; 1 lb., \$2.50.

**HOW TO GROW.**—The seed may be sown in hot bed in January or February, and plants transplanted to open ground in April, or seed can be sown in open ground latter part of March and April. The plants should be set in drills about 18 to 24 inches distant, and rows four feet apart. If the old stalks are cut down in fall of year and rows covered with good dressing of manure, the plants will last for three years.

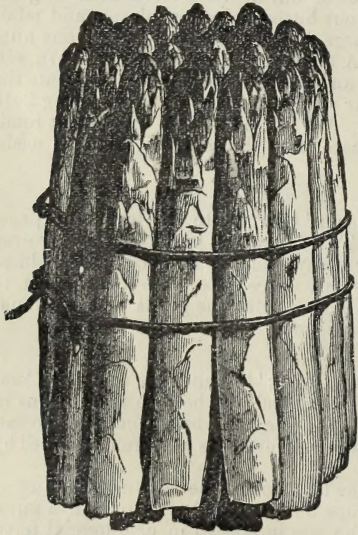
**THE BEST FERTILIZER.**—Any good fertilizer that is rich in nitrogen with moderate amount of potash and phosphoric acid.

**Jerusalem Artichoke.**—This variety of Artichoke is grown for its irregular shaped tuberous root, which is a very staple article of food for hogs with a great many Southern farmers.

**HOW TO GROW.**—The roots, which are very much like potatoes, possessing eyes, may be planted at the same time and in like manner, but they should be given greater distance, as the growth is very vigorous, spreading rapidly multiplying and producing abundantly.

**THE BEST FERTILIZER.**—The same class of soil and fertilizer should be used as is employed with the potato. Any fertilizer rich in potash will yield best results.

**PRICE.** The price of Artichoke roots fluctuates, and it is impossible at the time of writing this catalogue to quote definite price. The price is usually from \$1.00 to \$1.25 per bushel. Quotations furnished on application.



CONOVER'S COLOSSAL.

## ASPARAGUS.

**HOW TO GROW FROM SEED.**—Asparagus should be planted in this latitude about March. Soak the seed over night in milk-warm water, then mix them up with a little rich dirt, roll up in an old tow sack and keep damp until sprouted, then plant two inches deep in drills twelve inches apart. Plants from seed planted in this manner in spring will be ready to transfer to permanent beds the following spring.

**HOW TO TRANSPLANT.**—Select a place where the soil is very light and rich, and open up deep furrows, say about eight inches deep and six or eight feet apart. The roots are to be placed in the bottom of the furrow, about twelve to eighteen inches apart, and covered with only two or three inches of soil, but as the shoots appear fill in around them with well rotted stable manure. You must keep the weeds and grass off the beds, and not cut any of the shoots until the bed is about a year old. The beds should have a good dressing of salt twice a year, at the rate of twenty or thirty bushels to the acre.

It is a good idea to plow around the beds in the fall and fill in the furrow with rich manure, cut down the old stalks and throw dirt back over the bed. Cut only the green shoots for the table, and never too far under the ground.

**PRICE ASPARAGUS ROOTS.**—Conover's Colossal, two-year-old, per 100, 75c; per 1,000, \$6.00 This is the only sort we can supply roots of.

**Conover's Colossal (see cut).**—In our experience this is the most reliable sort, stalks being very large and thrifty. Pkt., 2 for 5c; oz., 10c;  $\frac{1}{4}$  lb., 20c; 1 lb., 50c.

**Palmetto.**—A very early and prolific sort, of good quality. Pkt., 2 for 5c; oz., 10c;  $\frac{1}{4}$  lb., 20c; 1 lb., 50c.

**Columbian Mammoth White.**—A very large, fleshy pure white sort, very showy and good quality. Pkt., 2 for 5c; oz., 10c;  $\frac{1}{4}$  lb., 20c; 1 lb., 50c.

Parties wishing to put out a large acreage of Asparagus should write us for our special article on this subject.

**We sell everything that is Planted.**

## BEANS, DWARF OR BUSH.

**HOW TO GROW.**—The proper time to plant Dwarf Beans is when the apple begins to bloom, and successions may be made up to within fifty days of frost time. Sow the seed thickly in drills at the rate of one quart to every hundred and fifty feet of drill, making your rows  $2\frac{1}{2}$  to 3 feet apart, and cover only about an inch deep. When the vines become a week or two old, thin to 4 to 6 inches apart. Cultivate well, but avoid working them when the vines are wet, as it will usually cause them to rust. The only remedy for rust is to sprinkle the vines with a weak solution of Bordeaux mixture at intervals of ten days, but avoid sprinkling the vines when they begin to put on fruit, as the Bordeaux mixture is very poisonous. Snap Beans should be dry and cool when packed for market. They are usually shipped in three-fourth bushel slatted crates. They are often packed in sugar barrels, with ice distributed through the barrel.

**THE BEST FERTILIZER.**—Two hundred pounds acid phosphate and fifty pounds muriate of potash applied to an acre gives best results.

### GREEN PODDED VARIETIES—BUNCH BEANS.

**Best of All.**—The pods are very long, of beautiful light green color, flat and absolutely stringless,



very fine for shipping, as the pods will remain green and firm from three to five days after picking. Pt., 15c. qt., 25c; pk., \$1.25; bu., \$4.50.

#### **Dwarf White Navy.**—

A very prolific Navy Bean of extra good quality, vines very vigorous and spreading, sometimes throwing out short runners. Pods straight, short, small, but containing six beans. Pt., 15c; qt., 25c; pk., \$1.25; bu., \$4.00.

#### **Extra Early Refugee.**

—This bean yields a light, green, round pod, tender and of excellent flavor. It is a very vigorous grower, makes a very much larger vine than the Valentine and should be given plenty of room in the drill. Pt., 15c; qt., 25c; pk., \$1.25; bu., \$4.50.

**Improved Early Red-Speckled Valentine.**—It is one of the earliest of the Green Podded varieties, and the most prolific sort known. The vine is small and does not make rank foliage, therefore can be planted closer together in drills and more beans produced on an acre than any known variety. The vines, if kept well picked, will bear almost the entire summer, standing the hot summer sun and drought remarkably. The pods are perfectly round, very tender, and of the very highest flavor. Pt., 15c; qt., 25c; pk., \$1.00, bu., \$3.50.

**Hopkin's Improved Valentine.**—This is considered by many to be a superior strain of Valentine to the ordinary round pod speckled Valentine. There is scarcely any difference in the character and growth, but ordinarily the Hopkins strain develops the more vigorous stalk, and has a little advantage in the size of pods. The dry bean of the Hopkins Valentine is quite different from other strains, being larger and of much darker glossy color, and of greater length. Pt., 15c; qt., 25c; pk., \$1.25; bu., \$4.50.

**Dwarf Horticultural.**—A large dwarf vine sort, vigorous grower and very prolific, very fine as a shell bean. Pt., 15c; qt., 25c; pk., \$1.50; bu., \$5.00.

**Extra Long Yellow Six Weeks.**—Pods are long, straight and very narrow, of handsome appearance and good quality when young, but, like the Mohawks, become tough with age. The dry bean in appearance is long, of kidney shape, yellowish color with darker marks about the eye. Pt., 15c; qt., 25c; pk., \$1.25; bu., \$4.00.

**Early Mohawk Six Weeks.**—This variety is the earliest of all bunch beans, maturing in about thirty-five days. It is long and flat podded, vines very vigorous and hardy, will stand considerable frost, and consequently the most desirable variety for early planting. Pt., 15c; qt., 25c; pk., \$1.00; bu., \$3.50.

**Burpee's Stringless Green Pod.**—It is claimed to be as early, and by some earlier than the Valentine, producing the same class of pods, but much larger and finer quality. Pt., 15c; qt., 25c; pk., \$1.25; bu., \$4.50.

**Giant Stringless Green Pod.**—A large, vigorous growing, round podded sort, as early as Valentine, of just as good quality, pods longer, entirely stringless, and a very profitable sort for market. Pt., 15c; qt., 25c; pk., \$1.25; bu., \$4.50.

## BEANS, DWARF WAX PODDED.

If Beans are ordered by mail, add 10c. per pint and 15c. per quart extra for postage.

**Dwarf German Wax**—It is one of the earliest as well as one of the most prolific varieties grown. The pods are almost round, transparent and entirely stringless, very crisp and of delicious flavor. Pt., 20c qt., 35c; pk., \$1.75; bu., \$6.00.

**Golden-Eyed Wax**—A long, flat podded variety, of vigorous growth, very showy; one of the best sorts for market gardeners. It is a rust proof variety, and should be largely cultivated by every bean grower. Pt., 20c; qt., 35c; pk., \$1.75; bu., \$6.00.

**Flageolet Crimson Wax**—Large, vigorous grower, pods very long, flat, beautiful transparent wax color, a hardy sort well adapted to the South. Pt., 20c; qt., 35c; pk., \$1.75; bu., \$6.00.

**Davis Kidney Wax.**—A vigorous rust proof variety, producing very long, straight pods of very light yellow, almost white, and of good quality. Pt., 20c; qt., 35c; pk., \$1.75; bu., \$6.00.

**Currie's Rust Proof Wax.**—An absolutely rust proof bean. The pods are very long, flat and straight, a beautiful golden color, and never spotted by rust. Pt., 20c; qt., 35c; pk., \$1.75; bu., \$6.00.

**Dwarf Speckled or Wardwell's Kidney Wax**—Pods very long, flat and very broad. The seed white, with dashes of light purple and shaped like a kidney. Pt., 20c; qt., 35c; pk., \$1.75; bu., \$6.00.

**Valentine Wax.**—A very early small vine sort, pods small but fleshy, of splendid quality and stands hot weather better than large Vine Wax sorts. Pt., 20c; qt., 35c; pk., \$1.75; bu., \$6.00.

**Dwarf Golden Wax.**—The pods when matured are of a beautiful waxen color, entirely stringless, very tender and wholesome when cooked. Pt., 20c; qt., 35c; pk., \$1.75; bu., \$6.00.

**Extra Early Refugee Wax.**—The earliest of all the Wax Beans. It is largely grown in the South for shipping early to Northern markets, and is a hardy sort, standing considerable cold without injury. Pt., 20c; qt., 35c; pk., \$1.75; bu., \$6.00.

## BEANS, BUTTER OR LIMA.

**How to Grow.**—Butter Beans may be grown in the same manner as you would ordinary string beans. The greatest trouble experienced in growing this class of beans lies in the fact that so few varieties in the South seem to be a success. The larger varieties, both bunch and pole, do not seem to stand the dry hot weather and rarely ever fill out, while the smaller varieties, both in the bunch and pole, do splendid. This class of beans is more tender and more susceptible to cold than ordinary bunch beans, and cannot be planted so early in the spring. And again, they cannot usually be covered to the same depth. Butter beans, to germinate satisfactorily, should be barely covered.



**The Best Fertilizer.**—The dwarf sorts need the same fertilizer recommended for Bunch Snap Beans. The tall sorts would need the same formula with the addition of fifty pounds of nitrate of soda.

**Burpee's Bush Lima.**—A bunch sort producing mammoth pods and large beans. Under favorable conditions will produce a large crop, but does not seem to be suited to the South, as it will not stand the dry hot weather. As a general thing the pods will not fill out sufficiently to make the variety profitable. Pt., 20c; qt., 35c; pk., \$2.00; bu., \$7.50.

**Henderson's Bush Lima.**—A very dwarf variety, producing a small pod and small beans. The variety is enormously productive, and stands both hot

and dry weather remarkably well. It is one of the most profitable varieties that can be grown in the South. Several crops may be made in a single season. They can be planted as late as the middle of August and make a splendid crop, continuing to bear until killed by frost. Pt., 25c; qt., 40c; pk., \$2.50; bu., \$8.50.

**Dreer's Bush Lima.**—A very productive sort, classed as a bush, but is really a semi-running type. It has no inclination to take a pole, but throws out runners often two feet in length. The pods are short and very thick; the bean itself is short and thick. Pt., 20c; qt., 35c; pk., \$1.75; bu., \$6.00.

**Godden's Mammoth Lima.**—An extra large, tall growing sort, pods of enormous size, producing a very large bean of greenish cast. Pt., 20c; qt., 35c; pk., \$1.75; bu., \$6.50.

**Ford's Mammoth Podded Lima.**—A tall growing sort, producing very long pods and very large, plump beans. Pt., 20c; qt., 35c; pk., \$2.00; bu., \$7.50.

**Extra Large White Lima.**—The standard large, tall growing Lima. The hardiest of the larger sorts, and very profitable when grown under favorable conditions. Pt., 20c; qt., 35c; pk., \$1.75; bu., \$6.00.

**Carolina or Sewee, (Small Running)**—This variety of the Lima is much harder than any of the larger varieties, more easily cultivated, much earlier, more prolific in pods than any of the larger varieties, will always fill out, and its bearing period in every instance will be prolonged until killed by frost. Pt., 20c; qt., 35c; pk., \$2.00; bu., \$7.50.

**Willow Leaf Lima**—A popular sort differing in foliage to other varieties; good quality, long bearing period. Pt., 20c; qt., 35c; pk., \$2.00; bu., \$7.50.

**Seibert's Early Large White Lima**—An extremely hardy and early type of large Lima. Pt., 20c; qt., 35c; pk., \$1.75; bu., \$6.00.



## POLE SNAP BEANS.

**HOW TO GROW.**—Pole beans are more trouble to grow than bunch sorts, but are much better and more profitable where you can give them supports. Pole beans should be planted from April to August. The rows should be three feet apart and vines left about a foot and a half to two feet apart.

**THE BEST FERTILIZER.**—Well rotted compost or a mixture of 200 pounds acid phosphate, fifty pounds muriate of potash and fifty pounds nitrate of soda; this would be sufficient for an acre.

**Crease Back or Fat Horse**—One of the earliest and most prolific Pole Bean in our list. The dry bean is small, white, resembling a small white Navy. The green pods are of good length, borne in clusters, stringless, and of the very best quality. Pt., 20c; qt., 35c; pk., \$1.75; bu., \$6.00.

**White Dutch Case-Knife** (Cornfield Bean).—A large, white, flat bean, resembling the "old fashioned" butter bean very much, only is much larger. The pods are long, green, flat, and are borne in great clusters. Pt., 20c; qt., 35c; pk., \$1.75; bu., \$6.00.

**Speckled Cut Short or Cornfield**—Very popular in the South on account of being suitable for planting in corn. Pt., 20c; qt., 35c; pk., \$1.75; bu., \$6.00.

**Horticultural or Wren's Egg** (Sometimes called the October Bean, Cornfield Bean, etc.)—The pods are green with dashes of red, and mature in about seventy-five or eighty days. It is very hardy and enormously productive, making very large and luxuriant vines, and yielding pods about six inches in length. The appearance of the bean when dry is large, almost round, plump, speckled, and resembles a wren's egg, hence its name. Pt., 20c; qt., 35c; pk., \$1.75; bu., \$6.00.

**Southern Prolific**—Pods long, green, very fleshy and tender when not too old, but if allowed to remain on vine too long get tough and stringy. Pt., 20c; qt., 35c; pk., \$1.75; bu., \$6.00.

**Scarlet Runner**—This variety is most usually grown for its beautiful foliage. It will attain the height of fifteen or twenty feet if furnished supporters to run on. Pt., 30c; qt., 50c; pk., \$2.50; bu., \$8.50.

**Kentucky Wonder or Old Homestead**—An early prolific sort producing very long, fleshy pods, of extra fine quality, remaining in edible condition longer than any other sort. Pt., 20c; qt., 35c; pk., \$1.75; bu., \$6.50.

**Lazy Wife's**—Producing pods from four to six inches in length, of dark green color, which it retains until almost ripe. The bean is white and almost round, and is fine for baking in winter, as its exceedingly luscious flavor is not surpassed by any bean. Pt., 20c; qt., 35c; pk., \$2.00; bu., \$7.50.

**Early Golden Cluster Wax**—Exceedingly productive of large golden wax pods, borne in clusters and continuously bearing until killed by fall frosts. Pt., 25c; qt., 40c; pk., \$2.50; bu., \$8.00.

**German Wax Pole.**—Yield very broad, fleshy, wax-like pods of superior quality as Snaps, and remain in edible condition for a long time. Pt., 20c; qt., 35c; pk., \$1.75; bu., \$6.00.

**Texas Pole Bean**—This is a long bean of brown color, and has a distinct pinkish eye. It is a hardy germinator, vines grow off rapidly and become very rank, and would reach the height of twenty feet if provided with proper support. The vines will commence to bear in about sixty to seventy-five days. The pods, when they first appear, are very long and exceedingly slender, and grow remarkably fast, attaining the length of ten to fifteen inches, and after reaching its length the pod fleshens up, gets spongy and is very large in circumference. The pods are a beautiful green color, entirely round, and will remain in eatable condition longer than any variety we know of. Pt., 20c; qt., 35c; pk., \$2.00; bu., \$7.50.

**King Horticultural.**—A very late vigorous growing pole bean. The seed are like the ordinary Horticultural, round, speckled, only much larger. The variety produces a very large pod, having dashes of purplish red, is a good snap when not too old, and is very fine shelled. Pt., 20c; qt., 35c; pk., \$1.75; bu., \$6.00.

## BUG DEATH.

A harmless, fine brown powder, very destructive to all classes of leaf eating insects. Applied in the dry state or in solution with spray. The dry powder is best applied by dusting on through a thin cloth bag. It prevents blight, fertilizes plants and is, without question, the most successful and economical insecticide on the market. Special pamphlet of information mailed to interested parties. Price, per pound, 10c; by mail, postpaid, 25c. Write for special price in quantity.



Pat. March 16 and Nov. 9, 1897.  
Pat. in Canada Nov. 2, 1897,  
and Jan. 25, 1900.

## BEETS FOR TABLE USE.

**HOW TO GROW.**—The most successful way to grow the Beet is to sow the seeds in hot-beds or cold frames in February or March, and transplant the same as cabbage, only not so early, care being taken not to have your soil in the seed bed richer than the ground in which the plant is to rest permanently, to avoid backsetting the plant too much. The seed may also be sown in drills the first of April, or sooner, owing to climate, in open ground, making rows about two feet apart and thinning the plants out to about four inches. It must not be overlooked that beets can be grown in the fall as well as spring. Beets from transplanting do not look so nice as if not disturbed, usually they will have some side or crooked bottom roots, and then the quality is not so good.

**CAUTION.**—Don't wait too long to thin out, and don't crowd them in drill.

**THE BEST FERTILIZER.**—There are but few soils, outside of new ground or fresh land, that contain sufficient potash to perfect the beet. Every description of crop removes a certain amount of potash from the land grown on each season, but we know of no crop that removes as much as the beet. It is a fact that every Experiment Station will vouch for the fact that the beet removes at least 100 pounds of potash per acre each crop. It is therefore easy to determine that land intended for a beet crop should have a liberal dressing of Kainit or Muriate of Potash, which not only causes the beet to perfect itself, but will be found the best preventative and destroyer of the worms that attack the root.

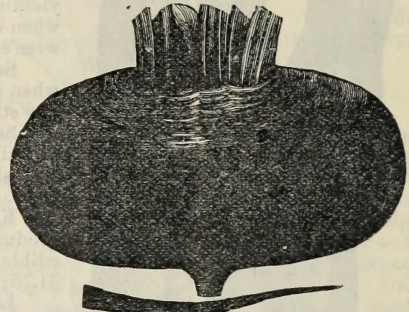
We supply Kainit or Muriate of Potash in any quantity desired. Write for prices.

**Extra Early Egyptian Turnip Beet** (see cut).—An extremely early flat variety of dark red color, making very small top, and can be cultivated very close. Under favorable conditions this variety should make beets large enough for market in fifty days from germination, and to be good should not be allowed to remain in ground too long, as they become tough and stringy with age, but of unsurpassing qualities in flavor when not too old. We can recommend it highly for your first planting. It is very popular in Birmingham with the market gardeners, who use a great deal of this stock in forcing. Pkt., 2 for 5c; oz., 10c;  $\frac{1}{4}$  lb., 20c; lb., 60c.

**Dewing's Improved Blood Turnip Beet**—This variety is a vast improvement over the common Turnip Beet. It is dark colored, of beautiful globe shape, very tender, and does not become tough and woody. Pkt., 2 for 5c; oz., 10c;  $\frac{1}{4}$  lb., 20c; lb., 60c.

**Crosby's Extra Early Egyptian**—This is the finest strain of early beet there is. It differs from the common Egyptian in that it never has a hard, tough, woody neck, is thicker and is of much better eating quality. Pkt., 2 for 5c; oz., 10c;  $\frac{1}{4}$  lb., 20c; lb., 60c.

**Extra Early Bassano**—This is an extra early, very sweet variety, the flesh is a beautiful pink color, and when cooked fades into a lighter shade of pink with dashes of white. Pkt., 2 for 5c; oz., 10c;  $\frac{1}{4}$  lb., 20c; lb., 60c.



EGYPTIAN BEET.

**Extra Early Eclipse**—A beautiful globe-shaped variety of a dark, rich, red color, and is unexcelled in eating qualities. Our strain of this variety is exceedingly early, very hardy, standing the heat and drought better than the flat sorts, and consequently a more desirable sort for fall planting. Pkt., 2 for 5c; oz., 10c;  $\frac{1}{4}$  lb., 20c; lb., 60c.

**Early Dark Blood Turnip Beet** (see cut)—This is the most popular variety of all, being the standard sort for both the market gardener and farmer. It is by far the hardiest of all the Turnip varieties, and may be planted out doors from April until October, and will produce the same as a Turnip, spring or fall. It is of a rich, dark red color, and most excellent eating qualities. Pkt., 2 for 5c; oz., 10c;  $\frac{1}{4}$  lb., 20c; lb., 60c.

**Improved Long Blood Beet**—This is an excellent variety for table and stock. The beet is long and smooth, flesh a deep red and is both tender and delicious. Pkt., 2 for 5c; oz., 10c;  $\frac{1}{4}$  lb., 20c; lb., 60c.

**Dirigo Extra Early Beet**—The earliest variety in cultivation; unequalled in quality. It originated with a leading market gardener and was brought to perfection after years of careful cultivation. It is a rich, blood-red beet of fine grain and flavor; is earlier than either the Egyptian or Eclipse, of smooth and rapid growth; top and tap roots being very small. Market gardeners should not fail to give the Dirigo a trial. Pkt., 2 for 5c; oz., 10c;  $\frac{1}{4}$  lb., 25c; lb., 75c.

**Emond's Early Turnip Beet**—A deep blood red sort, flesh very dark and sweet, foliage small and of a rich, bronzy red. Is almost round, very smooth and of handsome appearance. Pkt., 2 for 5c; oz., 10c;  $\frac{1}{4}$  lb., 20c; lb., 60c.



EARLY DARK BLOOD TURNIP BEET.

**Birmingham's Earliest**—We gave this variety its name simply because the truckers have come to know it by this name. If an extra early variety is wanted we can supply no variety that will equal it. If given the right cultivation it will produce Beets large enough for market in forty to forty-five days. The variety produces but little foliage and a medium sized flat root, of dark red color and notable for its smooth and clean appearance, never having the stringy side roots. The flesh is very tender and sweet and is unexcelled as a table sort. Pkt., 2 for 5c.; oz., 10c.;  $\frac{1}{4}$  lb., 25c.; lb., 75c.

**Detroit Dark Red Turnip Beet**—A beautiful, globe-shaped variety, tops very small and upright, foliage green, with leaf stems and veins dark red, flesh bright scarlet and extremely sweet and tender. Pkt., 2 for 5c.; oz., 10c.;  $\frac{1}{4}$  lb., 25c.; lb., 75c.

## BEETS FOR STOCK.

(Mangel Wurzel.)—**HOW TO GROW.**—Experience has taught us in the South that owing to universal droughts in the fall of the year, it is best to plant the Mangel in the early spring, as it requires a long time for this variety of Beet to perfect its growth, and if started in the spring, it will root deep enough to stand a severe drought in the fall without much danger of injury. The seed should be drilled in the early spring in rows three feet apart and thinned to about a foot apart in drill. They can be easily transplanted the same as a table sort and always produce larger roots by being transplanted. They require good cultivation. The crop should be taken up very carefully in the fall of the year, care being taken not to bruise the roots as it will cause an early decay. The crop when first gathered is very acrid and will badly scour cattle. They develop their best qualities after being kept awhile and their value is estimated by the amount of saccharine matter they contain, which is from six to eight per cent of their gross weight. A great many farmers always cook them before feeding. They should be kept in a dry, cool place, and protected from freezes—pretty much the same as sweet potatoes.

**Mammoth Long Red Mangel**—This is the standard variety of Mangel everywhere, being the hardiest, more certain to produce well than any other sort, and very few growing larger. The greater part of this sort grows above ground, and will stay in the ground and grow continuously through the entire winter in the South. Pkt., 2 for 5c.; oz., 5c.;  $\frac{1}{4}$  lb., 15c.; lb., 40c.; 5 lbs., \$1.50.

**Chirk Castle Mangel**—This is one of the largest varieties we have ever seen growing around Birmingham, and has been known to attain the weight of fifty-eight pounds, but our soil does not produce it so large, averaging usually from ten to twenty pounds. Pkt., 2 for 5c.; oz., 10c.;  $\frac{1}{4}$  lb., 20c.; lb., 50c.

**Golden Globe Mangel**—A large yellow, globe-shaped variety, producing a very smooth, even shaped root of excellent quality, is finer grain and not so woody as the longer sorts. Pkt., 2 for 5c.;  $\frac{1}{4}$  lb., 15c.; 1 lb., 40c.; 5 lbs., \$1.50.

**Orange Globe Mangel**—A beautiful orange colored variety, growing almost round, attaining good size, very hardy and unsurpassed in feeding qualities. Pkt., 2 for 5c.; oz., 5c.;  $\frac{1}{4}$  lb., 15c.; 1 lb., 40c.; 5 lbs., \$1.50.

**Golden Tankard Mangel**—A mammoth, half long variety, growing a greater part of its roots above ground, hence it can be raised successfully on thin soil. It is a great yielder, every root growing to uniform size, fine grain and excellent keeping quality. Pkt., 2 for 5c.; oz., 5c.;  $\frac{1}{4}$  lb., 15c.; 1 lb., 40c.; 5 lbs., \$1.50.

**Lane's Improved Sugar**—A variety possessing more saccharine matter than any other sort. A good keeper, exceedingly productive, and of the finest quality and texture. Pkt., 2 for 5c.; oz., 10c.;  $\frac{1}{4}$  lb., 20c.; 1 lb., 50c.

**Norbitant Giant**—A mammoth long sort, very productive of fair quality, a big yielder on deep soil, and one of the best keepers. Pkt., 2 for 5c.; oz., 10c.;  $\frac{1}{4}$  lb., 20c.; 1 lb., 50c.

## BROCCOLI.

This vegetable was derived from the wild cabbage and resembles cauliflower very much, but requires a very much longer season to develop than the cauliflower, and is also very much hardier and more certain of heading. The seed should be sown in spring and transplanted in summer into very rich ground, and watered occasionally to encourage its growth. They will head by early fall and make an elegant dish boiled. The growth of it in this country is very limited as yet.

**Walcheren**—This is one of the hardiest sort, and best adapted to the South. Pkt., 2 for 5c.; oz., 35c.;  $\frac{1}{4}$  lb., \$1.00; 1 lb., \$3.50.

## BRUSSELS SPROUTS.

A vegetable very close akin to the cabbage and collard. It may be treated in the South just like collards. It produces a peculiar erect stock about one and one-half to two feet high and bears numerous little sprouts shaped like head of cabbage.

**Perfection**—This is the best variety for the South. The plant grows about two feet high and produces from the stem numerous little sprouts, one or two inches in diameter, resembling cabbage. The sprouts are used as greens and become very tender and rich when touched by frost. It should be sown in May, and cultivated the same as cabbage. Pkt., 2 for 5c.; oz., 15c.;  $\frac{1}{4}$  lb., 50c.; 1 lb., \$1.50.

Please remember that our prices on small seeds are delivered to you free of charge. We pay the postage or express on everything except Peas, Beans, Corn, Grass and Field Seeds, Bulbs, Plants, etc.

**Fertilizer Chemicals**—We handle enormous quantities of fertilizer material, such as Kainite, Muriate of Potash and Nitrate of Soda. If truckers will look into the subject closely they will find a way to reduce their fertilizer bill very materially, because it is certainly a fact where the proper use of chemicals is made cheaper and much better results may be obtained. Stable manure, or in fact all classes of barnyard manure are more or less deficient in potash, nitrogen and phosphoric acid, and it is most usually a fact that manure can be doubled in value with a slight addition of muriate of potash, nitrate soda or acid phosphate. These are the fertilizing elements necessary to all plant life, and if a rational method of applying them to the soil be known much saving will result. Farmers should experiment more with fertilizing material instead of buying so much complete fertilizer. Ask us questions; we can help you.

# CABBAGE.

**SPECIAL NOTICE.**—It is impractical here, on account of limited space, to go into detail in regard to the cultivation of Cabbage. But, recognizing the want of reliable information on this subject, we have published a pamphlet on this subject which, we believe, covers the subject quite fully. We will mail this pamphlet free of charge to anyone interested. This pamphlet tells you all about different varieties, best methods of cultivation, how to fertilize, and treats of the Cabbage as a money crop.

## EARLY VARIETIES.

**Early Jersey Wakefield** (see cut).—This is one of the most popular of all sharp-head varieties, exceedingly early, very hardy, and one of the surest to head. As a market variety it cannot be excelled, always finding ready sale on account of its uniform size, does not grow too large or small, and can be relied on for excellent flavor. Pkt., 2 for 5c; oz., 20c;  $\frac{1}{4}$ -lb., 60c; lb., \$2.00.

**Early Large York.**—An old standard variety, well known in the country, forming a very small, compact head in a remarkable short time, but entirely too small for marketing. Pkt., 2 for 5c; oz., 20c;  $\frac{1}{4}$ -lb., 50c; lb., \$1.50.

**Early Spring.**—Absolutely the earliest flat-headed Cabbage on the market. This variety

makes but few surplus leaves, very short stem and large, broad, very flat head. It has been known to make heads weighing ten pounds seventy-five days after setting out. We have seen full grown specimens weighing twenty pounds. Market gardeners will find this sort very profitable. Pkt., 2 for 5c; oz., 25c;  $\frac{1}{4}$  lb., 75c; lb., \$2.50.

**Early Winningstadt.**—An extremely early, sharp-heading variety, producing a head of fair size and of the very best eating and keeping qualities. Pkt., 2 for 5c; oz., 20c;  $\frac{1}{4}$  lb., 50c; lb., \$1.50.

**Burpee's All-Head Cabbage.**—A sure heading variety in the South, standing the heat well, producing very few surplus leaves, most all going into its large, broad, flat head. It is being largely planted in the South for early shipment to Northern markets. Pkt., 2 for 5c; oz., 20c;  $\frac{1}{4}$  lb., 50c; lb., \$1.50.

**Charleston Wakefield.**—It is a great improvement over the Jersey Wakefield in size, a sure header, and well adapted to the South, where the variety originated. It is the only sort grown in some sections of the South; being a good keeper secures for it a good price in the markets. Pkt., 2 for 5c; oz., 20c;  $\frac{1}{4}$  lb., 60c; lb., \$2.00.


**Henderson's Early Summer Cabbage.** (see cut)—Extra fine. One of the most popular Cabbages around Birmingham, coming into the market a few days after the Wakefield, and making so much larger heads of superior eating qualities. It is much earlier than most of the flat-heading varieties, and produces very few surplus leaves, all going to head if planted on rich ground and the season not too dry. It is well adapted to the South, standing the heat and drought well, and under favorable conditions will produce heads from ten to twenty pounds in weight. It may be planted for fall heads as well as spring. Pkt., 2 for 5c; oz., 20c;  $\frac{1}{4}$  lb., 50c; lb., \$1.50.

**Improved Early Drumhead Cabbage.**—There is no better variety than this Cabbage, if you secure the genuine Improved Drumhead. We do not sell any but the highest grade of seed selected from growers of the highest standing and reliability. The Drumhead Cabbage is a true Southerner, well adapted to the South, stands the long summer heat and produces extra large heads, weighing from ten to twenty pounds each. Pkt., 2 for 5c; oz., 20c;  $\frac{1}{4}$  lb., 50c; lb., \$1.50.

**Improved Early Dwarf Flat Dutch.**—This famous variety differs from the Improved Early Drumhead only in the formation of the head, being very flat. This variety is a parent type from which practically all early flat sorts have been taken. For a main and sure-crop Cabbage we doubt if anything is better. Our stock is strictly first-class. Pkt., 2 for 5c; oz., 20c;  $\frac{1}{4}$  lb., 50c; lb., \$1.50.



EARLY JERSEY WAKEFIELD.



HENDERSON'S EARLY SUMMER CABBAGE.

## LATE VARIETIES OF CABBAGE.

The following list of varieties are classed as being late on account of requiring a longer period to mature heads, and for the reason that some of the varieties do not stand the hot sun well. They usually produce larger heads, and, as a rule, are much better keepers than the early sort. However, most of the late varieties may be planted in the South in the spring with good success. We advise our customers in planting for fall or winter Cabbage to try the experiment of planting your seed where you want the Cabbage to grow. We have seen this demonstrated at Birmingham.

**Large Late Flat Dutch.** (see cut.)—To parties desiring a very large, broad, flat-headed variety, we could not recommend a better one than the Improved Large Late Flat Dutch. This is an old established variety in the South, has been on the market for years, and has been counterfeited by different seedsmen more than any other sort. If a genuine strain of this be planted on rich soil, it will disappoint no one. It is a very hardy variety, well adapted to the South, is not bursted open by the heat, but must be planted in very rich soil to produce it to perfection. Pkt., 2 for 5c; oz., 20c;  $\frac{1}{4}$  lb., 50c; lb., \$1.50.



LARGE LATE FLAT DUTCH.

**Improved Large Late Drumhead.**—An excellent late heading variety, one of the most thrifty sorts grown, and could be actually called an all-seasons, as it produces well in either the spring or the fall. It is one of the best known Cabbages with the farmer of any sort, producing heads with less culture and care than any variety we know of.

The structure of the cabbage is very compact, from which it attains its great weight, often weighing from twenty to thirty pounds. We can furnish a very fine strain of this variety. Pkt., 2 for 5c; oz., 20c;  $\frac{1}{4}$  lb., 50c; lb., \$1.50.

**Florida Header.**—An all-around good Cabbage, which may be planted with as much success for spring heads as fall. The strain handled by us is true to name, well acclimated, and one of the earliest of all the mammoth varieties classed as late sorts. Pkt., 2 for 5c; oz., 20c;  $\frac{1}{4}$  lb., 50c; lb., \$1.75.

**Danish Ball Head.**—A fine Danish Cabbage, head round and hard as a rock, the best keeper known. We don't think it can be excelled as a winter Cabbage. Pkt., 2 for 5c; oz., 20c;  $\frac{1}{4}$  lb., 65c; lb., \$2.00.

**The Great Sure-Head Cabbage.**—This variety attained its name from the fact that it never fails to make a head in the South. It will produce, under favorable conditions, very large, heavy, compact heads, which may be especially recommended for shipping. Pkt., 2 for 5c; oz., 20c;  $\frac{1}{4}$  lb., 50c; lb., \$1.50.

**Henderson's Succession Cabbage.**—A very large, flat-heading sort, of beautiful green color, and very early for so large a variety, and is grown with much success for summer heads. It is a very robust, hardy plant, with short stem, very certain to head, and will stand a great deal of heat and cold without changing its color. It is a standard sort, and will be no experiment to try it. Pkt., 2 for 5c; oz., 20c;  $\frac{1}{4}$  lb., 50c; lb., \$1.50.

**All Seasons** (See cut.)—This variety, while classed as a late sort, may be planted almost any month in the South, being very hardy and producing heads of unusual size. The structure of this sort is very firm and compact, and never bursts open after heading, making it a fine sort for shipping. It is a great favorite with our Cabbage growers around Birmingham, and merits the attention of everyone who desires a large, hardy Cabbage. Pkt., 2 for 5c; oz., 20c;  $\frac{1}{4}$  lb., 50c; lb., \$1.50.



ALL SEASONS.

**Mammoth Red Rock** (Pickling Cabbage.)—A very large, thrifty Cabbage, of beautiful deep red color, heads attaining fifteen to twenty pounds in weight. This sort is used principally for pickling purposes, although it is fine for boiling. It requires very rich soil for them to head, but will keep almost through the entire winter without even showing disposition to rot. It is well adapted to the South. Considerable of it is grown around Birmingham, and is deserving of much more attention from every gardener. Pkt., 2 for 5c; oz., 20c;  $\frac{1}{4}$  lb., 50c; lb., \$1.50.

**Fotler's Short-Stem Brunswick Drumhead**—A large, late variety, producing very few surplus leaves and the thickest, heaviest head of any sort. Its growth is very stocky, stem very thick and short, and does not rot as easy as some other late sorts, and will carry further in shipping than any variety grown around Birmingham. Pkt., 2 for 5c; oz., 20c;  $\frac{1}{4}$  lb., 50c; lb., \$1.50.

**Autumn King**—A quick heading winter sort, heads broad and flat, stem very short and few surplus leaves, resembles a Savoy, but much larger. Pkt., 2 for 5c; oz., 20c;  $\frac{1}{4}$  lb., 50c; lb., \$1.75.

**Vandergaw**—A fine hybrid sort for planting in either spring or fall, makes large, solid heads, no surplus leaves, rich green color, and fine sort for shipping. The head is flat and very broad, and under favorable conditions should grow to 15 pounds. Pkt., 2 for 5c; oz., 15c;  $\frac{1}{4}$  lb., 50c; lb., \$1.50.

**Hollander**—A fine imported Cabbage from Holland, very late, leaves thick and smooth, head very solid and round. A splendid keeper and very profitable for winter crop. Pkt., 2 for 5c; oz., 20c;  $\frac{1}{4}$  lb., 65c; lb., \$2.00.

**American Drumhead Savoy** (Winter Cabbage)—This is the leading Savoy Cabbage grown, the most hardy, and attaining a good size. It takes a remarkably hard spell of cold weather to kill this cabbage. Its growth is very much like a collard, being greatly improved by frost, rendering it tender and delicious. Pkt., 2 for 5c; oz., 20c;  $\frac{1}{4}$  lb., 50c; lb., \$1.50.

**Green Curled Savoy**—This Savoy is identical with the Drumhead Savoy, only it makes scarcely any head. Leaves curly, of delicate flavor after frosted on. Pkt., 2 for 5c; oz., 20c;  $\frac{1}{4}$  lb., 50c; lb., \$1.75.

**Southern Green Glazed Cabbage**—This is an extremely hardy variety, growing very much like a collard, only the leaves are a rich green glossy color, leathery, tough, and don't seem to be bothered to any extent by worms. It is a delicious cabbage when or after it has been frosted on. Pkt., 2 for 5c; oz., 20c;  $\frac{1}{4}$  lb., 50c; lb., \$1.75.

## CAULIFLOWER.

**How to Grow**—There are not many amateurs who succeed in growing Cauliflower, mainly because they will not take the trouble that is necessary for success. The most essential requirement is the proper soil and atmospheric conditions that do not obtain everywhere. The reason Cauliflower is grown to such success on the Gulf is because it is peculiarly adapted to a damp, salty atmosphere; however, this may be overcome in this latitude by applying salt to the soil, as we have plenty of humidity in our atmosphere. Directions for growing are practically the same as for the Cabbage. Seed may be sown in hot beds or in cold frames in December, wintered over and transplanted in rows three feet apart and plants twelve to eighteen inches apart. It should be remembered that Cauliflower will not head in hot weather, and plants should be transplanted so as to bring them into head while the weather is not so hot. The plants resist the cold to a marked degree, and it takes a pretty good frost to kill them.



EARLY SNOWBALL.


**Early Snowball** (See cut)—In our experience this is the only variety that is worthy of much note. It is one of the quickest sorts to produce heads, and is always of good quality, rarely having the bitter taste known in other sorts. Every plant will produce reliable heads if properly cultivated and fertilized. Pkt., 10c and 25c; oz., \$2.00;  $\frac{1}{4}$  lb., \$7.50; lb., \$28.00.

# CARROT.

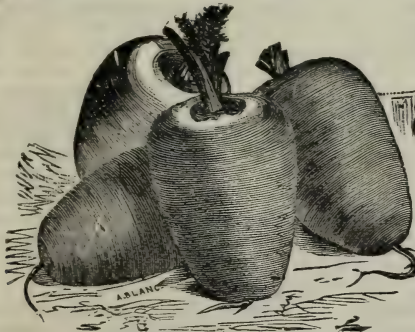
**How to Grow.**—Carrots, like beets, require a very deep, rich soil; but most any land can be made to produce Carrots if plowed very deep and a liberal quantity of fertilizer used. Pea vines or a clover sod turned under renders soil very productive for the Carrot. For a universal success we would recommend very early sowing in the spring—by the time the early peaches come to bloom—as it takes a long time for the Carrot to get its full growth, and by planting early the drouths do not interfere to such a great extent. In this latitude, however, good crops of Carrots are grown by planting on extra rich, deep, loose soil, as late as September, providing it is seasonable. The seed should be sown thickly in drills two feet apart. Keep the plants clear of weeds and work often and well. The crop may be gathered in the fall, the same as sweet potatoes, and stored in like manner. They are especially recommended for feeding milk cows, horses, sheep and goats.

**THE BEST FERTILIZER.**—The Carrot, like all other root crops, requires a good deal of potash. A good fertilizer would be acid phosphate and stable manure.

✓ **Half-Long Danvers Carrot** (See cut.)—This is one of the largest yielders of all the varieties, often yielding from twenty-five to thirty tons per acre. It is of medium length and easily dug. The top is very small, color of a rich shade of orange, shape very handsome and smooth and of the highest quality. This variety can be pulled when very young having its bright orange color when very young. Besides being a very desirable variety for table use, it is also especially fine for stock, producing, under favorable conditions, as high



IMPROVED HALF LONG DANVERS CARROT.



OX HEART CARROT.

as thirty tons per acre. Pkt., 2 for 5c; oz., 10c;  $\frac{1}{4}$  lb., 25c; lb., 75c.

**Ox-Heart or Guerande** (See cut.)—A very early, beautiful shaped variety of excellent eating qualities, and is the finest flavored variety in the whole list. It is very prolific, may be grown on thin land and close together. We can recommend it highly for your first crop. Pkt., 2 for 5c; oz., 10c;  $\frac{1}{4}$  lb., 25c; lb., 75c.

**Improved Long Orange** (See cut.)—This is a celebrated variety and is very largely grown for stock. It is one of the hardiest varieties grown, and will stand winter well. It is largely planted for a general crop, producing long, beautiful roots that sometimes attain the enormous length of two feet. It produces better roots in deep, rich soil. As much as six hundred bushels have been grown on a single acre. You should plant them, if only for stock. Pkt., 2 for 5c; oz., 10c;  $\frac{1}{4}$  lb., 25c; lb., 75c.



LONG ORANGE.

**Improved Half-Long Carrot.**—This is the most popular and larger grown than any variety for table use. It is good sized, flesh is bright scarlet, brittle and of fine flavor. It will do well in shallow soil. It is very tender and delicious when young, and is growing in demand as a table vegetable in the South. Pkt., 2 for 5c; oz., 10c;  $\frac{1}{4}$  lb., 25c; lb., 75c.

**Early Scarlet Horn Carrot** (See cut.)—This is the best early variety and one of the most popular. The color is a deep orange, flesh very fine grained and of delicious flavor. It grows to a length of four to five inches, and will yield abundantly in shallow soil. Pkt., 2 for 5c; oz., 10c;  $\frac{1}{4}$  lb., 25c; lb., 75c.



EARLY SCARLET HORN.

**Chantenay** (See cut)—Tops medium size, necks small, roots tapering slightly, but uniformly stump rooted and smooth, color deep orange red, flesh very crisp and tender. While this is a medium early sort, in furnishes roots of saleable size as early as any, is a heavy cropper and is undoubtedly one of the best for both the market and the private gardener, while its great productiveness makes it very desirable as a field sort. Pkt., 2 for 5c; oz., 10c;  $\frac{1}{4}$  lb., 25c; lb., 75c.



CHANTENAY.

## CELERY.

**How to Grow**—If the following directions are followed there is no doubt about growing good celery. Prepare a good seed bed in early spring by forking up the soil to a depth of twelve or fifteen inches and have it moderately rich and well pulverized. Sow the seed thickly and keep well watered, allowing no weeds to make their appearance. When the plants are two or three inches high, transplant to other beds prepared in like manner and cultivate well. In the latter part of August or September these cultivated plants should be reset in rows three feet apart and four to six inches in drills. The soil for their final resting place should be made richer than the seed beds in which plants were grown. Plants grown in this manner will come very rapidly if they are worked well, and when they have about attained their full growth the bleaching process should be given. We would recommend instead of pulling the earth up to plants, to place boards along side of plants and pull the earth up against the boards to hold them in place, as a fewer percentage of plants will rot if treated in this manner than if earth be used to bleach. The best way to avoid pithy stems is the selection of standard sorts. It must be remembered that celery does better on rich, mucky land, and, where possible, select a place where there is an under strata of water near the surface. The object in bleaching celery is to get rid of the acrid taste in the green stems. Celery may be stored for winter use and bleached at the same time by digging out trenches about six inches deep and setting the stalks upright two or three inches apart and pulling up the earth to the top of the plants and covering with straw, and a light dressing of manure on the straw.



GOLDEN SELF-BLANCHING.

**How to Fertilize**—Any well rotted barnyard manure will do for celery, but it is best to always compost with Kainit, about four to six hundred pounds to the ton, as the Kainit will prevent blight and rot that often attacks Celery.

✓ **Giant White Plume**—An excellent variety, producing very large, broad stalks, very succulent and of elegant flavor. Pkt., 2 for 5c; oz., 15c;  $\frac{1}{4}$  lb., 50c; 1 lb., \$1.50.

✓ **Golden Self Blanching** (see cut).—It produces a straight, vigorous stalk and heart of rich golden color, very succulent, nutty, excellent flavor, and the tenderest in construction of any variety we know. The variety blanches easily the entire stalk, and may be eaten clean up to the leaves. Pkt., 2 for 5c; oz., 35c;  $\frac{1}{4}$  lb., \$1.00; lb., \$3.50.

✓ **Golden Dwarf**—A valuable dwarf sort, top of bright, silvery color, and heart of a beautiful golden yellow, very rich and nutty flavor, and well adapted to the South. Pkt., 2 for 5c; oz., 15c;  $\frac{1}{4}$  lb., 50c; 1 lb., \$1.50.

✓ **Mammoth White Solid**—A very large variety, possessing all the qualities of a first-class celery. Pkt., 2 for 5c; oz., 15c;  $\frac{1}{4}$  lb., 50c; lb., \$1.50.

✓ **Giant Pascal**—A very tall, heavy variety, producing very large, thick and solid stalks of a very rich and nutty flavor. Pkt., 2 for 5c; oz., 15c;  $\frac{1}{4}$  lb., 40c; 1 lb., \$1.25.

## COLLARDS.

✓ **Southern or Georgia**—The standard sort with everyone. Pkt., 2 for 5c; oz., 10c;  $\frac{1}{4}$  lb. 25c; lb., 75c.

✓ **Blue Stem**—A tall blue legged sort, and the hardiest variety on the list. After being frosted on makes an elegant dish of greens. Pkt., 2 for 5c; oz., 10c;  $\frac{1}{4}$  lb., 25c; lb., 75c.

✓ **Georgia Cabbage Collards**—This variety of collard is known by a great many Southern farmers as a winter cabbage. It makes a very short stem and about the time the first frost comes on begins to head and forms quite a good size head which remains in a firm condition for a long time, and in eating qualities is not excelled by the Winter Savoy. Pkt., 2 for 5c; oz., 15c;  $\frac{1}{4}$  lb., 40c; lb., \$1.00.

✓ **Georgia Whitehead**—It is by far the best native variety on the list, forming a white, bunched head which cooks very tender, and is of a very rich and delicate flavor. Pkt., 2 for 5c; oz., 10c;  $\frac{1}{4}$  lb., 25c; lb., 75c.



# CORN.

Seed Corn is one of our leading specialties, and in our list will be found embraced some of the best sorts that are known. All of these varieties have been planted by us in the South, and are offered to the trade after we have been convinced of their adaptability to the South. It is hardly necessary to give any cultural directions here for corn, for every farmer is supposed to know how to handle this staple crop to the best advantage.

## SUGAR CORN.

✓ **Mammoth Sugar**—A very large, medium late Sweet Corn, producing broad, flat grains, very desirable for table use. Pt., 15c; qt., 25c; pk., \$1.00; bu., \$3.00.

✓ **Early Cory**—A very early small Sweet Corn of splendid eating quality. Pt., 15c; qt., 25c; pk., \$1.00; bu., \$3.00.

✓ **Stowell's Evergreen**—A standard variety of Sweet Corn, producing very large ears, grains deep and remains in edible condition longer than any other sort. Pt., 15c; qt., 25c; pk., \$1.00; bu., \$3.00.

✓ **Country Gentleman**—A popular Sweet Corn, producing fair size ears, long slim grains, unevenly distributed on cob, extremely sweet, and without question the best quality of any Sweet Corn. Pt., 15c; qt., 25c; pk., \$1.00; bu., \$3.00.

✓ **Zig Zag**—A medium early sweet corn, good size ears, small sharp grain, irregularly set on cob, very much like Country Gentleman and of same quality. Pt., 15c; qt., 25c; pk., \$1.00; bu., \$3.00

## WHITE GARDEN AND FIELD CORN—(Not Sweet.)

✓ **Adams' Early**—An extremely early small white Corn, very profitable for early market where grown on very rich soil. Pt., 10c; qt., 15c; pk., 75c; bu., \$2.75.

✓ **Adams' Extra Early**—Like Adams' Early, only a fraction earlier and slightly smaller. Pt., 10c; qt., 15c; pk., 75c; bu., \$2.75.

✓ **Champion White Pearl**—An extremely early White Corn, ears slim, of good size, grains short, flat and splendid quality. Almost as early as Adams' Early, and largely used for early roasting ears for market. Pt., 10c; qt., 15c; pk., 50c; bu., \$1.50.

✓ **Snowflake**—The earliest large white corn produced, ears averaging well up with any field variety; grain of good size and very soft. Will make roasting ears from 60 to 65 days after germination. We sell more of this sort for early roasting ears than any other. We consider it the most profitable corn on account of its extreme earliness that can be planted, even for a field crop. Pt., 10c; qt., 15c; Pk., 50c; bu., \$1.50.

✓ **White Dent**—A splendid early white field corn. Pt., 10c; qt., 15c; pk., 50c; bu., \$1.50.

✓ **Owen's Red Cob** (See cut) — An extra large field corn, grain long, broad and evenly lined on large red cob. The ears of this sort will run from 9 to 12 inches long, and have from 18 to 22 rows. It is rather a late maturing sort, but for bottom land or a main crop this corn cannot be excelled. Our seed of this variety is grown in Tennessee, in the Tennessee River Valley, and is undoubtedly the highest developed type of this class of corn that can be obtained. Pt., 10c; qt., 15c; pk., 50c; bu., \$1.50.

✓ **St. Charles**—A red cob variety, medium size grain, ears very long and closely filled out; a splendid medium early field corn. Pt., 10c; qt., 15c; pk., 50c; bu., \$1.50.

✓ **Hickory King**—An extra large flat grain sort, cob exceedingly small, medium late sort, ears averaging from 6 to 10 inches long. Pt., 10c; qt., 15c; pk., 50c; bu., \$1.50.

✓ **Blount's White Prolific**—A fine eight-rowed prolific corn, often 3 to 4 ears to the stalk, ears medium size, grain of good quality. Pt., 10c; qt., 15c; pk., 50c; bu., \$1.75.

✓ **Mexican June**—A very early white corn, ears good size, stalks grow very tall, often producing 2 and 3 ears to the stalk. This corn is a great drought resister, and will make a crop when entirely to dry for any other sort. This variety has taken the premium at the past State Fair for producing the best stalk of corn exhibited by any one. This corn will usually produce a crop in Alabama planted as late as the last of July. June is, however, considered the best month in which to plant it. Pt., 15c; qt., 25c; pk., 75c; bu., \$2.50.

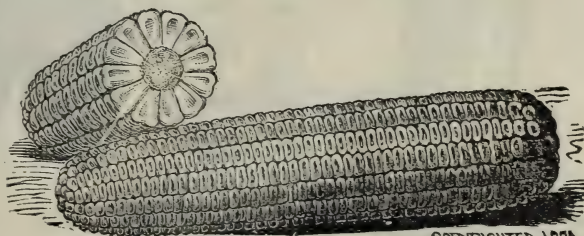
✓ **YELLOW CORNS**—**Early Golden Dent**—A standard early yellow field corn, very hardy, productive, an all round good sort. Pt., 10c; qt., 15c; pk., 50c; bu., \$1.50.

✓ **Golden Beauty**—A splendid medium late yellow corn, producing large ear, broad flat grain, and splendid qualities for stock. Pt., 10c; qt., 15c; pk., 50c; bu., \$1.50.

✓ **Leaming**—A deep yellow corn, producing very long, large ear and small round pointed grain. Pt., 10c; qt., 15c; pk., 50c; bu., \$1.50.

✓ **Large Grain Golden Dent**—A true Dent variety, differing from early Golden Dent only in producing a much larger grain, and is two weeks or more longer in maturing. Pt., 10c, qt., 15c; pk., 50c; bu., \$1.50.

✓ **Legal Tender**—A medium late large yellow corn, ears very long, grain deep and of good size, color a bright golden yellow. Pt., 10c; qt., 15c; pk., 50c; bu., \$1.50.



OWEN'S RED COB.

COPYRIGHTED 1884

# CUCUMBERS.

**Special Notice**—Buyers of cucumber seed will be astonished at the unusual high prices of seed for this season. Most varieties are from three to four times higher than were shown in any past issues of this Catalogue. The cause of this is the unusual shortage of the past season's crop. Some varieties are practically unobtainable, so it is not a question of how much one must pay, but of being able to procure the seed at any price.

**How to Grow**—The proper distance for cucumber is in hills about four feet apart each way, and not over two vines should be left to the hill. The soil should be loose, deep and very rich. After the vines begin to run they should not be disturbed, as handling of the vines will invariably cause them to fruit poorly.

**Caution**—All fruit should be removed from the vine as fast as it is large enough for market; otherwise the vines will cease to bear.

**How to Fertilize**—The best fertilizer for cucumbers is nitrate of soda, broadcasted at the rate of about two hundred pounds to the acre. This should be used in addition to a shovelful of well rotted compost, which may be applied under each hill.

**Jersey Pickle**—A short, green, prolific sort, producing uniform, medium-sized fruit, excellent for pickling. Pkt., 2 for 5c; oz., 20c;  $\frac{1}{4}$  lb., 50c; lb., \$1.50.

**Japanese Climbing**—A running variety, taking readily to a trellis or pole, producing fruit of medium size, dark green color, flesh very thick, few seeds and of good quality. Pkt., 2 for 5c; oz., 20c;  $\frac{1}{4}$  lb., 50c; lb., \$1.50.

**Long Green**—The standard variety everywhere for main crop. The variety is very prolific, producing unusually long dark green fruit, very firm, few seeds and of good eating quality. It remains in edible condition longer than any other sort, and better suited for a main crop than any other variety. Pkt., 2 for 5c; oz., 20c;  $\frac{1}{4}$  lb., 50c; lb., \$1.75.

**Early Frame**—An early, vigorous running variety, producing short green fruit of excellent

quality, very desirable for pickling. Pkt., 2 for 5c; oz., 20c;  $\frac{1}{4}$  lb., 50c; lb., \$1.50.

## Chicago

**Pickle** (See cut)—A small, dark green, early prolific sort, more largely used for pickling purpose than any other sort. Pkt., 2 for 5c; oz., 20c;  $\frac{1}{4}$  lb., 50c; lb., \$1.50.

## Gherkin or

**Burr**—A variety used exclusively for pickling.

**White Spine**. Fruit small, oval shaped, covered with spines having the appearance of a burr. Pkt., 2 for 5c; oz., 20c;  $\frac{1}{4}$  lb., 50c; lb., \$1.75.

**Early Cluster**—An early prolific short green variety, bearing its fruit in clusters. Very desirable for home pickles. Pkt., 2 for 5c; oz., 20c;  $\frac{1}{4}$  lb., 50c; lb., \$1.50.

**Thorburn's Everbearing**—A small, dark green sort, desirable for pickling, the vines having a longer bearing period than any other sort. Pkt., 2 for 5c; oz., 20c;  $\frac{1}{4}$  lb., 50c; lb., \$1.75.

**Improved Early White Spine** (See cut)—The most popular and profitable variety with truck farmers for market purposes. The variety is early, producing very large, smooth, light green fruit, very tender and crisp. The most desirable sort for slicing. Pkt., 2 for 5c; oz., 20c;  $\frac{1}{4}$  lb., 50c; lb., \$1.50.

**CRESS**—**Culture**—Cress, or pepper grass, as it is sometimes called, makes one of the most delicious spring salads imaginable. Sow the same as turnips, in drills or broadcast. The flavor is very delicate, fine for seasoning, and is used largely for ornamenting tables and dressing dishes, etc.

**Extra Curled Cress**—The leaves are very curly, tender, crisp, and of the most excellent flavor; makes a fine dish of salad when young. Pkt., 2 for 5c; oz., 10c;  $\frac{1}{4}$  lb., 20c; lb., 50c.

**WATER CRESS**—**Culture**—This is an aquatic plant, and can only be grown successfully in a marshy place, where there is plenty of water. It is perennial in growth, and when once established will last forever, and bear an abundant crop of excellent salad each season. It is largely used by restaurants and hotels for dressing dishes, etc. Pkt., 2 for 5c; oz., 40c;  $\frac{1}{4}$  lb., \$1.25; lb., \$4.00.



WHITE SPINE.



CHICAGO PICKLE.

## EGG PLANT.

**How to Grow.**—For early use sow in well prepared hot-bed early in spring, and keep the beds well moist by watering, and keep well protected from the cold, as the plants are very sensitive to cold, which will dwarf them in growth and fruit. Let the plants remain in the hot-bed until all danger of frost is over, and then transplant in rows two feet apart and about twenty inches in drills. Egg plants to be salable must be of a beautiful dark purple, and handsome form.

**THE BEST FERTILIZER.**—The best fertilizer for Egg Plant is a well rotted compost of good stable manure mixed with two or three hundred pounds of kainit to the ton.

**Improved New York Purple**—It is the leading market variety, of large size, skin of a beautiful dark purple. Pkt., 2 for 5c oz., 25c;  $\frac{1}{4}$  lb., 75c; lb., \$2.50.

**Improved Large Thornless** (See cut)—The fruit is very large, beautifully shaped, and of a rich, glossy dark purple. Pkt., 2 for 5c; oz., 25c;  $\frac{1}{4}$  lb., 75c; lb., \$2.50.



LARGE THORNLESS EGG PLANT.

## ENDIVE.

**How to Grow.**—Sow in the spring as soon as all danger of frost is over, and repeat the sowings until the first of October. Sow in drills, and thin to six or eight inches apart. When the leaves are about eight inches long, tie them up for blanching, or cover them up with a pot of some kind. For a winter crop plant in frames the

same as Lettuce, and cultivate alike.

**White Curled Endive**—One of the most beautiful varieties grown. The mid rib is yellow and the leaves almost pure white; fine for garnishing or eating. Pkt., 2 for 5c; oz., 10c;  $\frac{1}{4}$  lb., 35c; lb., \$1.00.

**Green Curled Endive**—The hardiest variety of them all, standing outdoors most all winter. The leaves are a beautiful dark green, very crisp and tender; will blanch pure white in center. Pkt., 2 for 5c; oz., 10c;  $\frac{1}{4}$  lb., 25c; lb., \$1.00.

**KOHL-RABI.** **How to Grow.**—For an early or late crop it should be cultivated the same as cabbage. The vegetable is grown for its turnip-shaped bulb, which is formed above the ground by the expansion of the stem. The bulb should be used while young and tender, as age detracts from its good qualities.

**Early White Vienna**—It is very early, a rapid grower, and produces a good sized bulb of light green color, which is exceedingly tender and delicious. Pkt., 2 for 5c; oz., 15c;  $\frac{1}{4}$  lb., 65c; lb., \$1.75.

## KALE.

**How to Grow.**—A variety of plant belonging to the Cabbage family, producing one of the most delicious salads grown. May be grown in same manner as Cabbage, or can be broadcast like Turnips.

**THE BEST FERTILIZER.**—Kale, belonging to the same family as the Cabbage, may be fertilized in the same manner.

**Dwarf Curled Scotch Kale** (See cut.)—A very dwarf early sort, a vigorous grower, producing beautiful curly leaves, and spreading largely. Pkt., 2 for 5c; oz., 10c;  $\frac{1}{4}$  lb., 25c; lb., 75c.

**Green Curled Scotch**—A very hardy sort, growing very large, but is not so curly a variety as the dwarf sorts. Pkt., 2 for 5c; oz., 10c;  $\frac{1}{4}$  lb., 25c; lb., 75c.

**Dwarf German Kale**—This variety is the smallest and hardiest of the Kale family. It is a great spreader, exceedingly dwarf in habit, rarely attaining a greater height than six inches. Pkt., 2 for 5c; oz., 10c;  $\frac{1}{4}$  lb., 25c; lb., 75c.


## LEEK.

**How to Grow.**—The seed should be sown early in hot-bed, if you have one; if not, sow in a seed-bed in some sheltered place, if possible. When the plants are about six inches long, transplant them in drills six inches deep, with very rich soil at the bottom. Fill in the trenches as the plants begin to grow, and keep pulling up the dirt as the plants advance. By this method you will soon have large, fine, well-blanching Leek for table or market use. The plant is hardy, and can be kept all winter if stored in a pit with damp sand around the roots. Besides being a very delicate vegetable for seasoning it is equally good sliced and cooked the same as peas.

**THE BEST FERTILIZER.**—The Leek requires very deep, strong soil, fertilized broadcast, with coarse stable manure.

**Godden's Mammoth Leek**—One of the largest and finest Leeks grown; very early and of excellent flavor. Pkt., 2 for 5c; oz., 15c;  $\frac{1}{4}$  lb., 35c; lb., \$1.00.

**Improved Large London Flag**—It is a very large variety, vigorous, and well adapted for market gardeners. It has very broad leaves growing on both sides, blanches well and is unequalled in general merits. Pkt., 2 for 5c; oz., 15c;  $\frac{1}{4}$  lb., 35c; lb., \$1.00.




DWARF CURLED SCOTCH KALE.

# LETTUCE.

**How to Grow**—The same attention necessary in cabbage will produce a good crop of lettuce. The plants may be started in hotbeds and transplanted in rows about thirty inches apart and one foot in drill. The soil must be very rich, as the plants must develop quickly to be of good quality. The seed may also be sown in rows and thinned out to the proper distance without transplanting. Lettuce may be planted any month in the year. During cold weather it is successfully grown in cold frames and hotbeds.

**How to Fertilize**—The best fertilizer for lettuce is a large ration of stable manure or a liberal dressing of nitrate of soda at the rate of 200 pounds to the acre. This should not all be distributed at once, however.



GODDEN'S EARLY CABBAGE OR BUTTER LETTUCE.

15c;  $\frac{1}{4}$  lb., 35c; lb., \$1.00.

**Drumhead Cabbage**—A hardy late sort producing large head. Pkt., 2 for 5c; oz., 15c;  $\frac{1}{4}$  lb., 35c; lb., \$1.00.

**Early Hanson**—A large, early heading sort, very crisp and tender. Pkt., 2 for 5c; oz., 15c;  $\frac{1}{4}$  lb., 35c; lb., \$1.00.

**Ice Head**—An early showy variety, almost white. Very tender and crisp. Pkt., 2 for 5c; oz., 15c.  $\frac{1}{4}$  lb., 35c; lb., \$1.00.

**Early Cabbage**—A very large, hardy variety. The standard sort for family garden. Pkt., 2 for 5c; oz., 15c;  $\frac{1}{4}$  lb., 35c; lb., \$1.00.

**Royal Cabbage Lettuce**—A large, late variety, producing solid head, and possessing good keeping qualities. Pkt., 2 for 5c; oz., 15c;  $\frac{1}{4}$  lb., 35c; lb., \$1.00.

**Denver Market**—A curly, Savoy leaved variety, very tender and crisp. Pkt., 2 for 5c; oz., 15c;  $\frac{1}{4}$  lb., 35c; lb., \$1.00.

**Grand Rapids**—A very early, long, loose leaved variety, largely used for forcing for early market. Pkt., 2 for 5c; oz., 15c;  $\frac{1}{4}$  lb., 35c; lb., \$1.00.

**Hubbard Market**—A very compact growing sort, good sized head and splendid quality. Pkt., 2 for 5c, oz., 15c;  $\frac{1}{4}$  lb., 35c; lb., \$1.00.

**Trocadero**—A quick growing, compact variety of very light green foliage. Pkt., 2 for 5c; oz., 15c;  $\frac{1}{4}$  lb., 35c; lb., \$1.00.

**Tennis Ball (Black seeded)**—A very small, quick growing variety, suitable for hot beds and cold frames. Pkt., 2 for 5c; oz., 15c;  $\frac{1}{4}$  lb., 35c; lb., \$1.00.

**Tennis Ball (White seeded)**—Very much the same as Black Tennis Ball. Pkt., 2 for 5c; oz., 15c;  $\frac{1}{4}$  lb., 30c; lb., \$1.00.

**Boston Market**—A small, hardy variety, compact in growth, light green foliage, suitable for hot-beds. Pkt., 2 for 5c; oz., 15c;  $\frac{1}{4}$  lb., 35c; lb., \$1.00.

**Early Prize Head**—An extremely hardy sort, producing large heads, standing the hot sun well, and remains longer without going to seed than any other sort. Pkt., 2 for 5c; oz., 15c;  $\frac{1}{4}$  lb., 35c; lb., \$1.00.

**Salamander**—A hardy, thick leaved sort, resisting hot sun remarkably well, and remains in eating condition a long time. Pkt., 2 for 5c; oz., 15c;  $\frac{1}{4}$  lb., 35c; lb., \$1.00.

**Early White Cos**—An early, loose leaved variety, leaves growing upright. Very popular in some markets. Pkt., 2 for 5c; oz., 15c;  $\frac{1}{4}$  lb., 35c; lb., \$1.00.

**Brown Dutch**—A hardy, thick leaved sort, foliage tinged with shade of brownish red, good quality for summer and fall. Pkt., 2 for 5c; oz., 15c;  $\frac{1}{4}$  lb., 35c; lb., \$1.00.

**California Cream Butter**—A very large heading sort, foliage light green, head white, compact and good quality. Pkt., 2 for 5c; oz., 15c;  $\frac{1}{4}$  lb., 35c; lb., \$1.00.

**New York Head**—A coarse, thick leaved variety, growing very large. The hard head is crisped tender and of good quality. Pkt., 2 for 5c; oz., 20c;  $\frac{1}{4}$  lb., 50c; lb., \$1.50.

**Iceberg**—An early sort, foliage wrinkled and of beautiful appearance. Pkt., 2 for 5c; oz., 20c;  $\frac{1}{4}$  lb., 50c; lb., \$1.50.

**Wonderful**—A mammoth headed sort, sometimes growing to weigh ten pounds. Suitable only for outdoor culture. Pkt., 2 for 5c; oz., 20c;  $\frac{1}{4}$  lb., 50c; lb., \$1.50.

## Godden's Early Cabbage or

**Butter Lettuce** (See cut)—This is one of the largest heading varieties known. The sort is very hardy, producing a large, solid head almost like a cabbage, but on account of its large size is suited only for outdoor culture. The white head is very succulent and tender and devoid of any bitter taste. Pkt., 2 for 5c; oz., 20c;  $\frac{1}{4}$  lb., 50c; lb., \$1.50.

**Big Boston**—The most desirable variety for either hot-beds, cold frame or outdoor culture. Never fails to produce a close, compact, heavy head of excellent quality. This variety is in larger demand with the market gardeners than all other sorts combined. Pkt., 2 for 5c; oz., 15c;  $\frac{1}{4}$  lb., 35c; lb., \$1.00.

**Early Dutch Butter**—A very early small heading variety of good quality. Pkt., 2 for 5c; oz.,

# MUSKMELON, OR CANTALOUPE.

How to Grow.—The Cantaloupe does better on sod ground,

that is, soil where there has been a crop of clover or rye plowed under the latter part of winter or early spring. The reason for this is the soil is always loose where a sod has been plowed under, and the roots can better distribute themselves. For a success in this latitude the seed should be planted about the same time you plant corn, or when the apple is in bloom. The hills should be about four and a half feet apart each way. Two shovelful of old, well rotted manure may be used to each hill. From four to a half dozen seeds should be planted in each hill, and when started thin to a single plant—don't even leave two. All melons thrive better on loose, deep soil, containing considerable sand. The most important thing in growing Cantaloupes is the work you give them. They should be plowed deep, especially the last plowing.

It is often the case that a field of Cantaloupes will appear badly mixed, but this is not an indication every time that the seeds are at fault. You will notice in a good cropping year that no sports make their appearance. The causes of this are numerous—climatic changes, too much rain, too dry, or some blight or fungus growth.

**THE BEST FERTILIZER.**—Most any fertilizer is good for the Cantaloupe, providing it possesses none of the heating or firing qualities. Fresh manure is positively injurious. Leaf mould is one of the best things, but usually needs to be composted with a little potash or kainit, especially if it is to be applied to sandy soil. Kainit is also useful on account of it being an insecticide, and will help largely to drive off the worms.

**PRICES.**—Our customers will notice unusually high prices this season for Cantaloupes. The crop was almost a failure in sections devoted to seed growing. This accounts for high prices.

**Acme or Baltimore Market**—A large, half-long variety, pointed at the ends, thickly netted, deeply ribbed and of uniform size. The flesh is a rich green, very sweet and sugary, and of delicious odor. It is a good shipping sort. Pkt., 2 for 5c; oz., 10c;  $\frac{1}{4}$  lb., 30c; lb., \$1.00.

**Pine Apple**—A fine flavored variety, having the taste and odor of the pine apple. The flesh is very thick, of yellowish green color, and is very sweet and juicy. Pkt., 2 for 5c; oz., 10c;  $\frac{1}{4}$  lb., 30c; lb., \$1.00.

**Montreal Market**—The largest Cantaloupe on the list, often growing to twelve pounds in weight. The melon is almost round, and flesh is very thick and of excellent quality. Pkt., 2 for 5c; oz., 10c;  $\frac{1}{4}$  lb., 30c; lb., \$1.00.


**Rocky Ford**—A fine, oval-shaped sort, finely netted, slightly ribbed, small but uniform in size, flesh green and cream color, and of the most excellent flavor. The most popular sort with hotels everywhere. Pkt., 2 for 5c; oz., 10c;  $\frac{1}{4}$  lb., 30c; lb., \$1.00.

**Netted Gem**—A small, oval shaped melon, very early, and possessing all the merits of the Rocky Ford. In fact, there is no material difference in the two. Pkt., 2 for 5c; oz., 10c;  $\frac{1}{4}$  lb., 30c; lb., \$1.00.

**Netted Beauty**—A small, early, green-fleshed sort, very sweet, firm, small cavity and remains in eatable condition longer than any other. It is a fine shipper and a prime variety in the East. Pkt., 2 for 5c; oz., 10c;  $\frac{1}{4}$  lb., 30c; lb., \$1.00.

**Osage or Miller's Cream**—A beautiful globe-shaped variety, of medium size, dark green color, thickly netted and regularly ribbed. The flesh is of rich, cream color, and delicious, sweet, aromatic taste. Pkt., 2 for 5c; oz., 10c;  $\frac{1}{4}$  lb., 30c; lb., \$1.00.

**New Early Hackensack** (See cut).—One of the prettiest shaped melons on the market, averaging from five to ten pounds in weight, thickly netted, beautifully ribbed, outer rind tough, green, and one of the best shipping sorts on the list. The flesh is of light pink color, very firm and exceedingly sweet and juicy. It is one of the earliest sorts, and we could not recommend a better one for market or shipping. Pkt., 2 for 5c; oz., 10c;  $\frac{1}{4}$  lb., 30c; lb., \$1.00.



NEW EARLY HACKENSACK.

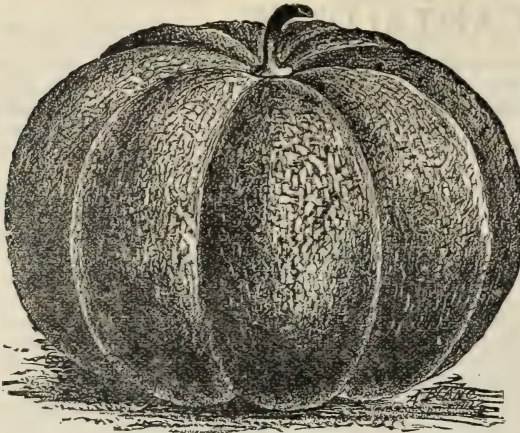


THE KLONDYKE.

**The Banquet**—An almost absolutely worm proof variety. We cannot account for this peculiarity, but it is nevertheless a fact that worms seldom ever attack this variety. It is almost perfectly round in shape, is not ribbed like most varieties, but is completely covered with a dense beautiful netting, making it an exceptionally handsome variety. The flesh is uniformly deep, of a light green color, and of rich, sweet flavor. Pkt., 2 for 5c; oz., 10c;  $\frac{1}{4}$  lb., 30c; lb., \$1.00.

**The Klondyke** (See cut)—This is one of the most popular melons on our market. We have given the variety its name because it is so popular, and the local truckers have come to know it as a variety peculiar to our city. It is a medium size sort, thickly netted, only slightly ribbed, and flesh of a beautiful Nile green, very fragrant, granular, melting and sweet to the very rind. The variety is a distinct type, and

remarkable for its uniformity in size and shape, and is never bothered with worms to any great extent. Pkt., 2 for 5c; oz., 10c;  $\frac{1}{4}$  lb., 30c; lb., \$1.00.



WASHINGTON MARKET

exceedingly prolific, very early, flesh of pale green color and very sweet. The fruit is round and flattened at the end and will prove satisfactory to any one who tries it. Pkt., 2 for 5c; oz., 10c;  $\frac{1}{4}$  lb., 30c; lb., \$1.00.

**Jenny Lind**—An extra early, small green variety, very prolific, hardy and of the finest flavor. Pkt. 2 for 5c; oz., 10c;  $\frac{1}{4}$  lb., 30; lb., \$1.00.

**Emerald Gem Melon** (see cut.)—One of the most popular melons in the Birmingham market, because the worms do not bother it as much as the netted ribbed sorts. The fruit is of good size, very smooth, and of deep emerald green color. The flesh is of a rich salmon color, and ripens thoroughly to the extreme thin rind, and is very sweet and rich or flavor. The vine is very hardy and prolific, and grows to perfection in the South. The melon follows the extra early sorts in ripening, and lasts longer than most any other variety. Pkt., 2 for 5c; oz., 15c;  $\frac{1}{4}$  lb., 40c; lb., \$1.25.

**Bay View**—A very large, half long variety, resembling the old-fashion musk-melon, but much sweeter and of better flavor. It is a netted sort, ribbed, tough rind, and an excellent shipper. Pkt., 2 for 5c; oz., 10c;  $\frac{1}{4}$  lb., 30c; lb., \$1.00.

**Improved Large Green Nutmeg**—The great main crop variety. Vines vigorous, hardy, and the greatest bearers of any of the main crop sorts. Fruit large, covered with coarse nettings, ribs large and deep, flesh thick and of the finest flavor. The fruits are free from disease and end-rot, so common in other sorts. Fruit large and showy, and always commands best prices on the market. The vines bear longer and heavier crops than any of the main crop varieties. As many as eight melons, averaging twelve pounds, have been picked from one single vine. Pkt., 2 for 5c; oz., 10c;  $\frac{1}{4}$  lb., 30c; lb., \$1.00.

**McCotter's Pride**—A very large round melon, slightly ribbed, dark green color, flesh very thick yellow, sweet and fine flavor. Pkt., 2 for 5c; oz., 10c;  $\frac{1}{4}$  lb., 30c; lb., \$1.00.

**Perfection Yellow Flesh**—This, the best of all the yellow-fleshed melons, still holds its place as the best, in spite of all the blow and claims that are made for newer sorts. Perfection is the best yellow-flesh melon in cultivation. It is nearly round and of good size. The color of the skin is dark green, with fine silver netting; the color of the flesh is rich orange. The melon is nearly all flesh, the interior opening being very small, scarcely room to accommodate the seed. The flavor is unexcelled by any variety grown. One of the great features of this melon is that the fruits are almost uniform in size and shape, no bad or ill-formed specimens, and is free from end-rot. Pkt., 2 for 5c; oz., 10c;  $\frac{1}{4}$  lb., 30c; lb., \$1.00.

**Tip Top**—A thick yellow flesh sort, of good size, of first-class quality. When weather is not too wet this variety makes a fine market sort. Pkt., 2 for 5c; oz., 10c;  $\frac{1}{4}$  lb., 30c; lb., \$1.00.


**Washington Market Melon** (see cut.)—It is very flat, deep-ribbed and thickly netted sort; the skin is green, rough and flesh of rich, creamy yellow color, nutty, granulated, juicy and sweet as sugar. Pkt., 2 for 5c; oz., 15c;  $\frac{1}{4}$  lb., 50c; lb., \$1.50.

**Netted Nutmeg Melon**—A standard, early, small sort, very prolific, skin dark green, ribbed, thickly netted, flesh of light green color, very sweet and delicious. Pkt., 2 for 5c; oz., 10c;  $\frac{1}{4}$  lb., 30c; lb., \$1.00.

**Paul Rose**—An oblong, ribbed sort of medium size, flesh salmon pink and very sweet, meat is very thick and seed cavity unusually small. Pkt., 2 for 5c; oz., 10c;  $\frac{1}{4}$  lb., 30c; lb., \$1.00.

**Hackensack or Turk's Cap**—This is a standard, large variety, oval shaped, flattened at the ends. Thickly netted and regularly ribbed. The flesh is light green, very sugary and of excellent flavor. The greatest merit of this melon is its keeping and shipping quality, the rind being hard and tough and does not rot easily. Pkt., 2 for 5c; oz., 10c;  $\frac{1}{4}$  lb., 30c; lb., \$1.00.

**Netted Green Citron**—A dark green sort



EMERALD GEM.

Our Stock Rocky Ford Cantaloupe is grown in Colorado and can't be excelled.

## MELONS. (Water.)

**How to Grow**—Watermelons, as most everyone knows in this country, thrive best in a deep, sandy loam that has a subsoil of black, rich earth. Still average upland can be made to produce good melons if the ground be sown down in the fall with clover or rye and plowed under in the early spring, the sod not only fertilizing the soil, but aerates it and keeps it loose so the roots can reach the moisture. The hills should be made about ten feet apart each way, and at least a half dozen seed to each hill covered lightly, and when well started should be thinned to one vine alone. About half a bushel of well rotted stable manure may be tramped in each hill and covered with soil, but if fresh manure be used it should always be broadcasted. In fact, if you are well supplied with manure it is safer to broadcast, as too much manure under a hill causes the vines to fire badly, especially in dry weather.

**THE BEST FERTILIZER**—The best fertilizer for melons is a crop of crimson clover plowed under in the spring, or any kind of sod will answer. When melons are put on sandy land it is best to use kainit in connection with well-rotted stable manure, as most all sandy lands need more or less potash. If manure be used under melons it must be well rotted and past the age of heating.

✓ **Jumbo**—A fine market variety on account of its size. The meat is very red, tender, brash and very sweet. The seed is white, with black streak around the edge, resembling the Rattlesnake somewhat, only larger. Pkt., 2 for 5c; oz., 10c;  $\frac{1}{4}$  lb., 20c; lb., 60c.

✓ **Augusta Rattlesnake Melon** (See cut)—The cut here presented of this melon is from an actual photograph of the true Rattlesnake, known as the Augusta Rattlesnake Melon. This picture gives



AUGUSTA RATTLESNAKE MELON.


you a better description than we could write, and no one will be disappointed at the outcome of a crop of melons from this sort. There are several types of Rattlesnake melons on the market, most of which not only produce very small fruit, but are more or less mixed with other varieties, and have the appearance of being run out. This type of Rattlesnake has somewhat larger seeds than other types, and always have the two distinct black ears or eyes. The greatest merits of this melon are its thin, tough rind, making it a desirable sort for shipping, evenness of ripening, never hollow, flesh a rich red, tender, juicy, and contains more meat to the same gross weight than any sort we know of. Another desirable feature, it is almost as early as the very extra earlies, and, possessing so much better qualities, makes it decidedly the most profitable melon for early market. Pkt., 2 for 5c; oz., 15c;  $\frac{1}{4}$  lb., 40c; lb., \$1.25.

**Blue Gem**—This variety in appearance resembles the Kolb Gem somewhat, only it is of a darker green, almost blue, and the stripe is not so decided. In quality it is far superior to the Kolb Gem. The flesh is a fine scarlet, ripens thoroughly throughout without the presence of hard spots, brittle and very sugary. Pkt., 2 for 5c; oz., 10c;  $\frac{1}{4}$  lb., 20c; lb., 60c.

**Monte Cristo**—A very fine sort for home market. Vines are vigorous, very productive, fruit of medium size; oval; color dark green. The flesh is a rich red and remarkably sweet and tender. Pkt., 2 for 5c; oz., 10c;  $\frac{1}{4}$  lb., 20c; lb., 60c.

**Iron Clad**—A beautiful melon of oblong shape, regularly striped with light green, rind very hard and tough, flesh scarlet, very firm, making it a fine sort for shipping. This melon, while not so prolific as some other sorts, always attains a large size. Pkt., 2 for 5c; oz., 10c;  $\frac{1}{4}$  lb., 20c; lb., 60c.

**Boss**—A vigorous, early, prolific sort, of dark green color, medium size, long, very thin rind, flesh red, sweet and very juicy. Seed is small, plump and dark. A fine sort for market, but not recommended for a shipper. Pkt., 2 for 5c; oz., 10c;  $\frac{1}{4}$  lb., 20c; lb., 60c.




FLORIDA FAVORITE MELON.

**Florida Favorite** (See cut)—A large, smooth, beautifully shaped melon, of dark green color, irregularly striped with light green, very early and exceedingly prolific. The rind is of medium thickness, very hard and tough, making it an excellent sort for shipping. The flesh is of light red color, very brash, never stringy, and sweet and juicy. The seed is very small, white cream color. This variety is admirably adapted to the South, standing the extreme hot weather without injuring its eating qualities. It is largely grown in Jefferson county by our melon growers for the Birmingham market, and always commands a better price than the average sorts. Pkt., 2 for 5c; oz., 10c;  $\frac{1}{4}$  lb., 20c; lb., 60c.

**The Triumph Melon**—This melon was first brought to our attention in 1896, and made a favorable impression, and our investigation of it convinces us that it is one of the most desirable sorts in cultivation. The greatest recommendation we can give the melon is its enormous size as well as its good eating qualities. It is a cross between the Duke Jones and Kolb Gem, has the fine, handsome appearance of the former, and the shipping qualities of the latter. The flesh is of a rich red, very firm, never breaking down around its seed, never hollow or stringy, but melting, juicy and sweet. The seed are black and very hardy of germination, rind very dark—almost black, of medium thickness and very tough. We had one specimen on exhibition the past season weighing 73 pounds, but they can be grown even larger than that on rich, sandy bottom subsoil land. Pkt., 2 for 5c; oz., 10c;  $\frac{1}{4}$  lb., 20c; lb., 60c.

**Kolb's Gem**—An old favorite in the South, and will remain so on account of its size, earliness, prolificness and shipping qualities. The melon is beautifully formed, of dark green color, regularly striped with a lighter shade, rind medium thick and very tough. Flesh bright red, very firm, sometimes a little coarse, but sweet and tender. Will keep longer than any sort, and stands more rough handling. The seed is dark gray. Pkt., 2 for 5c; oz., 10c;  $\frac{1}{4}$  lb., 20c; lb., 60c.

**The Jones Melon**—This popular variety originated in Georgia, where it has been grown extensively for some time for shipment to Northern markets. It is a true Southern melon, well adapted to this climate, and our seed stock of this sort is taken from select melons, grown especially for us in Southeast Alabama and Southern Georgia. The true strain of this melon is very large and solid olive green color, slightly ribbed, rind thick and firm, making a fine shipping sort. Flesh is bright red, very tender, crisp and very sweet and juicy. The melon is a rapid grower, and the entire crop will average more weight than any other sort. We have seen many specimens of this variety grown in "Possum Valley," near Birmingham, weighing fifty to sixty pounds. The seed is large, creamy white, with stripe of black around the edge. Pkt., 2 for 5c; oz., 10c;  $\frac{1}{4}$  lb., 20c; lb., 60c.



TRIUMPH.

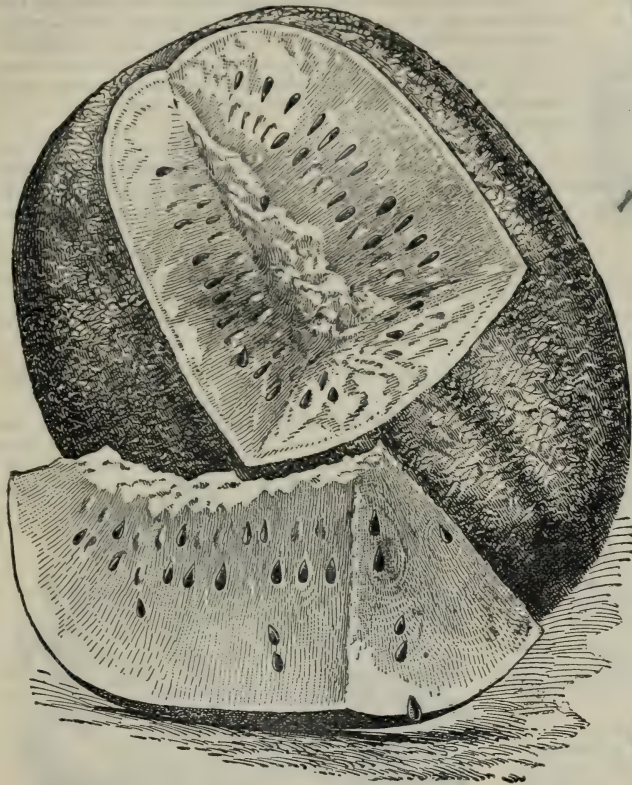


**Kleckley Sweet**—One of the best melons for home use, but we don't consider it valuable as a shipper for the reason that it is too small. The rind is a dark emerald green, fruit medium long, flesh a rich scarlet, seed small white, eating quality simply cannot be surpassed. Pkt., 2 for 5c; oz., 10c;  $\frac{1}{4}$  lb., 20c; lb., 60c.

**Duke Jones**—A distinct type of melon, growing to large size and of the best quality. In appearance and shape resembles somewhat the Kolb Gem, only skin is darker and stripe not so well defined. It is a great shipper and profitable for market. Pkt., 2 for 5c; oz., 10c;  $\frac{1}{4}$  lb., 20c; lb., 60c.

**Sweet Heart Melon** (see cut)  
—A new, distinct variety of melon, growing very large, of light, mottled green color, and very regular in shape and size. The rind is thin but very tough and firm, and will not burst open easily, making it one of the best sorts for shipping. The flesh is a bright red, very firm and solid, but melting and sweet, and will remain in eatable condition longer than any sort on the market. The growth of the vine is very vigorous, exceedingly prolific, and ripens its fruit earlier than the Rattlesnake. The seed is very plump, and of dark gray color, and do not burst open like other sorts. This variety is well adapted to the hot sun of the South, and we have never seen a single melon that became blistered by the excessive heat. We recommend this variety with absolute confidence of its giving everyone who tries it perfect satisfaction. Pkt., 2 for 5c; oz., 10c;  $\frac{1}{4}$  lb., 20c; lb., 60c.

**Seminole**—A very large, early, long variety of mottled green and gray color, flesh red and very sweet, seed reddish brown with golden shade. It is a good hardy variety



SWEET HEART MELON.

for the South, and largely cultivated. Pkt., 2 for 5c; oz., 10c;  $\frac{1}{4}$  lb., 20c; lb., 60.

**The Dixie** (see cut)—A popular variety in the South, well suited to this climate, very hardy and productive, and one of the best shippers on the list. The melon is half long to long, of dark green color with a stripe of a little lighter color. The seed is black, meat very red, juicy and sweet, and a good keeper. Pkt., 2 for 5c; oz., 10c;  $\frac{1}{4}$  lb., 20; lb., 60c.



THE DIXIE.

**Light Icing**—A large, early, long, gray melon, very thin rind, meat rich, red, very tender, sugary and sweet. Seed very small and white. One of the finest sorts for home market. Pkt., 2 for 5c; oz., 10c;  $\frac{1}{4}$  lb., 20c; lb., 60c.

**Dark Icing**—A melon possessing all of the characteristics of the Light Icing, only differing in skin, being darker. Pkt., 2 for 5c; oz., 10c;  $\frac{1}{4}$  lb., 20c; lb., 60c.

**Georgia Rattlesnake** (see cut)—It is one of the earliest, hardiest and most productive sorts grown. The true

strain is long, very large, smooth, striped with light and dark green, the rind is thin, but very tough, and will carry a very long distance without injury. This sort may be pulled before it is thoroughly ripe, and ripen afterwards, and still retain its good qualities. The flesh is firm, red and very sweet and melting. Seed small, white, with black tip. Pkt., 2 for 5c; oz., 10c;  $\frac{1}{4}$  lb., 20c; lb., 60c.

**Ice Cream Melon**—A vigorous, medium-sized variety, oblong shape, of dark green color, rind very thin, flesh very solid, rich scarlet color, and very sweet and delicious. It is one of the best flavored melons on the list, and a good sort for home market, but is easily bursted and could not be shipped. Pkt., 2 for 5c; oz., 10c;  $\frac{1}{4}$  lb., 25c; lb., 75c.

**Peerless**—An early, very productive variety, of medium size, finely mottled green, oval shaped, rind very thin, flesh a bright red, melting and sweet. A great favorite with home growers. Seed is small and pure white. Pkt., 2 for 5c; oz., 10c;  $\frac{1}{4}$  lb., 20c; lb., 60c.

**Jordan's Gray Monarch**—A large, long, mottled gray melon, rind very thin, but hard and tough, making it a good shipper. The flesh is bright crimson, juicy and exceedingly sweet and tender. The seed is pure white. Pkt., 2 for 5c; oz., 10;  $\frac{1}{4}$  lb., 20c; lb., 60c.



RATTLERSNAKE.



MAMMOTH CURLED MUSTARD.

beautifully curled leaves, which are both tender and crisp. Pkt., 2 5c; oz., 10c;  $\frac{1}{4}$  lb., 25c; lb., 75c.

**White or Yellow London**—This variety is like the brown, differing only in the color of the seed. We sell great quantities of it for seasoning pickles. Oz., 5c;  $\frac{1}{4}$  lb., 10c; lb., 25c.

**Brown London**—Used as a salad, but much inferior to the curled varieties. The seed is used largely for seasoning pickles. Oz., 5c;  $\frac{1}{4}$  lb., 10c; lb., 25c.

**Chinese Mustard**—A fine, large, thick-leaf variety, very hardy and of excellent flavor. Pkt., 2 for 5c; oz., 10;  $\frac{1}{4}$  lb., 25c; lb., 75c.

**OKRA.** **How to Grow**—The seed should be sown in drills two feet apart, and thinned to a foot in drills. The ground should be very loose and exceedingly rich. The seed should be thoroughly soaked before planting to insure a stand; or, better still, pour boiling water on the seed and pour off immediately.

**The Best Fertilizer**—Okra requires very rich soil to bring to bear early. A compost of good stable manure with kainit is the best, or if you have not the stable manure, bone meal, cotton seed meal and kainit is the thing.

**Dwarf White Velvet Okra** (see cut).—This is a distinct and beautiful okra which originated in Georgia. The pods are much larger than any other variety, perfectly smooth, and covered with a fine fibre resembling velvet. It is one of the finest sorts grown, either for canning or table use. Pkt., 2 for 5c; oz., 10c;  $\frac{1}{4}$  lb., 20c; lb., 50c.

**Long Green or Tall**—It produces very long, green pods, very slim and tender, and is not excelled for either canning or table use. It will continue to bear and grow until overtaken by the late fall frosts. The stalk often grows twelve to fifteen feet high, and bears pods nine to twelve inches long. Pkt., 2 for 5c; oz., 10c;  $\frac{1}{4}$  lb., 20c; lb., 50c.

**Dwarf Green Prolific Okra**—This is a distinct variety, very dwarf in its growth, but enormously productive, producing pods within an inch or two of the ground and clear to the top. Pkt., 2 for 5c; oz., 10c;  $\frac{1}{4}$  lb., 20c; lb., 50c.

**Tall White Velvet**—A vigorous growing Southern variety, very tall, pods very long and slim, slick and exceedingly productive. One of the best sorts for drying or canning. This is a new variety, but we can certainly recommend it. Pkt., 2 for 5c; oz., 10c;  $\frac{1}{4}$  lb., 20c; lb., 50c.



DWARF WHITE VELVET.

**ONION SETS.** We are the largest dealers in the South of Onion Sets, and among the few who have facilities for storing and keeping in the proper manner. Whenever we send out sets they are dry, clean and unspouted. We can supply in any quantity from a pint to a car load.

Price of Sets:

**Yellow Danvers, Choice**—Qt., 10c; pk., 50c; bu., \$1.75; bbl. of 3 $\frac{1}{2}$  bushels, \$5.00.

**White Silverskin, Choice**—Qt., 12 $\frac{1}{2}$ c; pk., 65c; bu., \$2.25. Bbl. of 3 $\frac{1}{2}$  bushels, \$7.00.

These prices on Sets are f. o. b. Birmingham. If ordered by mail add 10c. per quart extra for postage. Write us for prices in quantity.

## ONIONS FROM SEED.

**HOW TO GROW**—Practically all the large onions found on the market are grown by planting seed instead of setting out the commercial onion set. It is only the experienced onion grower that knows how to produce a matured onion in one season from a planting of seed. A great many people are under the impression that a matured onion cannot be produced from seed in one season, but that it requires two years. This is all a mistaken idea, as parties who have made the experiment can testify to. Some varieties of onion are much earlier than other sorts, but it is possible in the South to produce a matured onion from the planting of seed, using any variety. When an early crop of large onions is desired, the seed may be planted in December or January in hot-beds, cold-frames or any other protected place. Plants started in this manner may be set out in open ground at the proper distance as soon as all danger of heavy freezes is past. They should then be cultivated the same as a crop of onions planted from sets. If an early crop is not desired the seed may be drilled in the open ground after all danger of severe freezes has past, and after the plants are up cultivate in the regular way. Now when the seed are sown in the open in this manner the plants will usually be too thick. They of course should be thinned out to the proper distance and the plants that have been removed can be transplanted to other rows at the proper distance. It is necessary that the ground be well prepared and highly fertilized for success in growing onions. Cultivation must be carried on almost continually. If horse cultivation is to be used the rows should be just wide enough to admit of such cultivation. The distance which the plants should be left will depend somewhat on the variety, ranging from four to six inches. When the plants begin to form bulbs it is advantageous that the soil be worked away from the plants. After a crop is made it is necessary to take great precaution in curing, and to store so as to promote the greatest ventilation possible.

**HOW TO FERTILIZE**—The onion is a very gross feeder on plant food, and it is absolutely necessary to have soil rich for a success in growing onions. A liberal application of barnyard manure is a valuable fertilizer for onions. If this is not available, high grade complete fertilizer should be applied at the rate of 600 to 1000 pounds to the acre, the amount depending somewhat on the fertility of the soil. When stable manure is used it will be found advantageous to apply a dressing of nitrate of soda about the time the plants begin to make bulbs. This may be broadcasted at the rate of two hundred pounds to the acre. It would be best in using this quantity to make two applications of it.

**Creole Onion**—This is an onion peculiar to the South, the seed being produced in Louisiana. It is a reddish brown variety, or yellowish brown, a great yielder, and one of the best keeping sorts known. On account of the difficulty of keeping a crop of onions in the South, the Creole variety will doubtless prove more profitable to the onion grower than any other sort. The variety is mild in character and of splendid flavor. Pkt., 2 for 5c; oz., 20c;  $\frac{1}{4}$  lb., 60; 1 lb., \$1.75.

**Large Red Wethersfield**—Is of a beautiful form, skin deep purplish red, flesh purplish white, and of very fine grain. It is also an annual and will produce good-sized onions the first season from seed. Pkt., 2 for 5c; oz., 15c;  $\frac{1}{4}$  lb., 40c; 1 lb., \$1.25.



YELLOW GLOBE DANVERS.



RED BERMUDA.



WHITE SILVER SKIN.

**White Silver Skin** (see cut)  
—The skin and flesh are both of a pure white color, mild in flavor, and of flat shape. Pkt., 2 for 5c; oz., 20c;  $\frac{1}{4}$  lb., 60c; 1 lb., \$2.00.

**Improved Red Bermuda, an Italian Variety** (see cut)—A large, quick growing, red variety, very tender and juicy, and a tremendous yielder. One of the best keepers on the list and makes large onions from seed in one season. Pkt., 2 for 5c; oz., 20c;  $\frac{1}{4}$  lb., 65c; 1 lb., \$2.00.

**Giant Red Rocca, an Italian Variety**—This is a very large Italian variety, of handsome appearance, and mild and delicate flavor. It possesses a beautiful round form, the outer skin a rich, bright red, while the flesh is a beautiful white, mild and pleasant, and produces good-size marketable onions from seed in one season. Pkt., 2 for 5c; oz., 20c;  $\frac{1}{4}$  lb., 50c; 1 lb., \$1.50.

**Giant Yellow Prize Taker, an Italian Variety**—This is the largest of all the yellow varieties, and often attains four and five pounds in weight. It is a very attractive onion in appearance, of a beautiful, rich, straw color, very mild and delicate in flavor. We cannot recommend this variety too highly. It is decidedly the most popular variety of them all with the onion growers in the Birmingham district, as it is extremely early, a quick grower and a big cropper. Pkt., 2 for 5c; oz., 20c;  $\frac{1}{4}$  lb., 60c; 1 lb., \$1.75.

**Mammoth Silver King, an Italian Variety**—This mammoth variety is the largest and most attractive of all the Italian varieties, with silvery white skin and flesh of a most agreeable, mild flavor. It matures very early, and is one of the finest onions on the Birmingham market in early spring. This mammoth variety will frequently measure two feet in circumference and weigh from three to five pounds. It is an annual variety and never fails to produce large onions the first year from seed. Pkt., 2 for 5c; oz., 20c;  $\frac{1}{4}$  lb., 60c; 1 lb., \$1.75.

**Large Yellow Globe Danvers** (see cut)—This improved variety is acknowledged by all growers of onions to be the earliest yellow variety, largest in size and uniformly perfect in shape. It is also the largest producer, sometimes making as high as one thousand bushels to the acre. It is the most reliable keeper of any American variety, always an annual, producing full size onions. Pkt., 2 for 5c; oz., 15c;  $\frac{1}{4}$  lb., 50c; 1 lb., \$1.50.

**Giant White Tripoli, an Italian Variety**—A very large imported variety, very mild, tender and juicy, but rather coarse. It is one of the most rapid growing sorts known, extremely early, and will keep perfectly sound the entire winter if kept in a dry place away from the light. Pkt., 2 for 5c; oz., 20c;  $\frac{1}{4}$  lb., 65c; 1 lb., \$2.00.

**Giant Yellow Tripoli**—This variety is identical with the White Tripoli, only differing in color. It is claimed by some to be a better keeper and averages larger. It is of beautiful globe-shape, very striking appearance, and always meets with ready sale. Pkt., 2 for 5c; oz., 20c;  $\frac{1}{4}$  lb., 65c; 1 lb., \$2.00.

## PARSLEY.

The seed may be sown in drills in very early spring, or in fall of year; ground should be exceedingly rich, very deep and loose; plants should be thinned to four or six inches apart and the ground kept well stirred around the roots. The seed is very hard to germinate, and should be soaked a day or two before planting.

**Champion Moss Curled**—The finest Parsley in texture grown, of very best flavor, hardy, of fine appearance, exceedingly curled and without doubt the most salable sort on the market. Pkt., 2 for 5c; oz., 15c;  $\frac{1}{4}$  lb., 40c; lb., \$1.00.

**Smooth Leaf or Plain**—A variety possessing all the merits of Moss Curled, only its leaves are plain or smooth, much preferred by some on account of ranker foliage. Pkt., 2 for 5c; oz., 15c;  $\frac{1}{4}$  lb., 40c; lb., \$1.00.

**Large Double Curled**—This is an excellent variety, dwarf in habit, grows very compactly, and stands the winter better than the plain. It produces beautifully crimped leaves, which are superior to all as a seasoner. Pkt., 2 for 5c; oz., 15c;  $\frac{1}{4}$  lb., 40c; lb., \$1.00.

**Emerald Parsley**—It is of beautiful emerald green color, very salable, stands the winter well, and is a great favorite with market gardeners. The leaves are very ornamental, and largely used for garnishing purposes. Pkt., 2 for 5c; oz., 15c;  $\frac{1}{4}$  lb., 40c; lb., \$1.00.

## PARSNIPS.

**HOW TO GROW**—One experiences the greatest trouble in getting Parsnips to vegetate. The seed is very light and naturally slow to sprout, even under the most favorable circumstances, but if you will be patient they will generally come. They succeed best in deep, rich, sandy loam. Sow early in the spring or in the fall in drills eighteen to thirty inches apart, scatter the seed thinly and cover evenly with a rake, and be sure to have your ground well pulverized. After the plants come up well they should be well cultivated until the foliage covers the ground. But first thin to about four or five inches apart.

**THE BEST FERTILIZER**—It requires good strong soil to grow the Parsnips to perfection. They extract a great deal of potash from the soil, and should be fertilized with a fertilizer rich in potash. This may be prepared by the farmer by using two hundred pounds each of kainit, cotton seed meal and bone meal, mixed well, broadcasted to the acre.

**Sugar or Hollow Crown** (See cut)—It is the standard variety for either table use or stock feeding; It produces long, smooth roots, which are very tender and sugary and of delicious flavor. Pkt., 2 for 5c. oz., 10c;  $\frac{1}{4}$  lb., 20c; lb., 50c.

**Magnum Bonum Parsnip**—One of the earliest and best varieties grown, exceedingly tender, never stringy, and a variety highly prized by every market gardener. If you have experienced trouble in getting a good variety of Parsnip, try this one. Pkt., 2 for 5c; oz., 10c;  $\frac{1}{4}$  lb., 20c; lb., 75c.



HOLLOW CROWN PARSNIP.

## PEAS.

**HOW TO GROW**—For your early crop sow the dwarf sorts, and as early as the weather will permit, as it requires a hard freeze to destroy them. The seed should be sown very thick in double rows three or four feet apart and no closer, covered two or three inches deep, and if they come up too thick thin to about an inch and a half to two inches apart, and cultivate well, allowing no crust to form around the vines. Peas succeed best in light loamy soil, and dwarf sorts should be grown on rich soil.

**THE BEST FERTILIZER**—Only the dwarf sorts require much fertilizer, and it should never be put in the drill unless it is very old and well rotted. Green manures, cotton seed meal and chemical fertilizers should never be used in the drill. It not only destroys the germ of many peas, but will burn the vines up if they germinate. It is the better plan if fertilizer be required to broadcast it.

**WRINKLED VARIETIES OF PEAS.** NOTE—The wrinkled sorts are much sweeter and of better quality than the smooth varieties, and remain longer in season. Their wrinkled appearance, like sweet corn, is due to a great amount of saccharine matter.

**Champion of England, Wrinkled**—This is the most popular wrinkled variety grown, and the largest and most productive. It will, under favorable conditions, attain a height of eight to twelve feet or more. Pt., 15c; qt., 25c; pk., \$1.25; bu., \$4.50.

**Eugenia or Alliance, Wrinkled**—It is of an exceedingly delicious flavor, very sugary and sweet. It bears for a long time, making it a very profitable variety for the market gardener. Pt., 15c; qt., 25c; pk., \$1.50; bu., \$5.00.

**Bliss' Abundance, Wrinkled**—This is a new second early variety, about ten days later than the American Wonder, bearing large, well-filled pods, containing about seven or eight peas each. The pea is of dwarf habits, growing from fifteen to twenty inches in height. Pt., 15c; qt., 25c; pk., \$1.50; bu., \$5.00.

**American Wonder, Wrinkled**—It is of the most excellent flavor, exceedingly productive, and as early as McLean's Little Gem. It sometimes yields as many as fifteen or twenty pods to a single vine. It is an exceedingly dwarf variety, seldom ever attaining over a foot in height, and can be planted very close together. Pt., 20c; qt., 35c; pk., \$2.00; bu., \$7.00.

**Telephone Pea, Wrinkled**—This is a very tall, wrinkled variety, a strong grower and enormously productive. The pods are very large, containing from six to nine large peas, which are very sugary and of the most delicate flavor. It makes a very vigorous vine, five to six feet tall, and for productiveness cannot be excelled. Pt., 15c; qt., 25c; pk., \$1.75; bu., \$6.00.

**McLean's Little Gem, Wrinkled**—This is one of the earliest wrinkled varieties, and is very prolific and of superior flavor; height one to one and a half feet. It matures in about seven weeks from germination. Pt., 15c; qt., 25c; pk., \$1.75; bu., \$6.00.

**Stratagem Pea, Wrinkled**—It is a dwarf pea, growing to about two to two and a half feet in height, and is literally covered with very large, fine looking pods, which sometimes contain as many as nine or ten very large, fine flavored peas. The variety is very sensitive to the cold, and should never be planted until the ground is very warm. Pt., 15c; qt., 25c; pk., \$1.75; bu., \$6.00.

**Shropshire Hero, Wrinkled**—One of the grandest peas grown, being a robust grower, producing long, fine pods in abundance, and well filled. Recommended highly on account of its magnificent flavor. Pt., 15c; qt., 25c; pk., \$1.50; bu., \$5.00.

**Gradus or Prosperity**—An extra early wrinkled pea, half dwarf in growth, pods enormous and peas stay in eating condition longer than any other sort. Pt., 25c; qt., 40c; pk., \$2.75; bu., \$10.00.

**Dwarf Telephone**—A dwarf of the famous Telephone, pods large and borne in great profusion. It possesses all the good qualities of the Telephone, and being a dwarf can be grown without aid or supports. Pt., 20c; qt., 35c; pk., \$2.00; bu., \$7.50.

**Heroine, Wrinkled**—A medium early sort, of very robust growth, about three feet high, exceedingly prolific, pods very large, containing eight to ten peas, unusually sweet and juicy. We have never seen its equal, and don't believe it can ever be excelled. Pt., 15c; qt., 25c; pk., \$1.50; bu., \$5.00.

**Nott's Excelsior, Wrinkled**—An extra early variety, very close behind the American Wonder, and producing pods a third larger, each containing six to eight large peas of excellent, sweet flavor. This variety has proven to be very prolific, and will become universally popular with every gardener. Pt., 15c; qt., 25c; pk., \$2.00; bu., \$7.00.




AMERICAN WONDER.

## STANDARD VARIETIES.

(Not Wrinkled.)

**Cleveland's Alaska** (See cut)—One of the finest extra early peas grown, extremely early, very hardy and a most prolific sort. The variety is very distinct from anything else, the dry peas being of bright green color, as are also the vines and pods, and will carry farther without injuring their bright green color than any other sort. Our stock is genuine—obtained direct from the grower and introducer. Pt., 15c; qt., 25c; pk., \$1.50; bu., \$5.50.



**Early Morning Star**—This famous variety is, without a single exception, the earliest pea in the world. It is one of the most productive, as well as the earliest pea grown. You can always distinguish the Early Morning Star, as it never fails to produce marketable peas in forty-two days from germination, and are much larger than any of the extra early varieties. This pea never shows any disposition to run, and the entire crop may be taken off at two pickings. Pt., 15c; qt., 25c; pk., \$1.50; bu., \$5.50.

**Premier Extra Early**—This is the next great favorite to the Early Morning Star Pea, and is claimed to be more productive. Its greatest merits are in its wonderful productiveness, earliness, evenness of ripening and great delicacy of flavor, which is not surpassed by the wrinkled small varieties. It ripens as uniformly as the Morning Star, and only about a week later. Pt., 15c; qt., 25c; pk., \$1.50; bu., \$5.00.

**Philadelphia Extra Early**—This is an extra early variety that originated around Philadelphia, and is a very fine variety for productiveness, earliness and hardy habits. The vines grow to about two feet high, and are enormously productive, and will not need any sticks if they be planted very thick in double rows. Pt., 15c; qt., 25c; pk., \$1.50; bu., \$5.00.



CLEVELAND'S FIRST AND BEST.

**Cleveland's First and Best**—(See cut)—This celebrated extra early variety is without an equal in general popularity, being very early, hardy and a most prolific bearer. It is of uniform growth, about two feet high, stalks very bushy, standing well and holding its fruit well above the ground. Our stock is very fine this season, extra selected, and cannot be too highly recommended. Pt., 15c; qt., 25c; pk., \$1.50; bu., \$5.00.

**Tall White Marrowfat**—A very tall, vigorous growing sort, exceedingly prolific, pods very large, of good quality, and bearing until frost. The variety is very hardy, standing more heat and cold than any other sort; fine for the market gardener. Pt., 10c; qt., 15c; pk., \$1.00; bu., \$3.50.

**Black-Eyed Marrowfat**—This is the most popular of all the Marrowfat varieties, being more productive and hardier. It is a very strong, vigorous grower, and will bear for a long time. It is largely planted by Birmingham gardeners for their general crop. Pt., 10c; qt., 15c; pk., \$1.00; bu., \$3.50.

**Early May Pea**—This is a famous second early variety, is medium tall in growth, exceedingly productive and of delicious flavor. It is very hardy, a vigorous germinator, and deserves to be largely cultivated. Pt., 15c; qt., 25c; pk., \$1.50; bu., \$5.00.

**Tom Thumb**—An extra early, very dwarf variety, growing about ten to twelve inches high, very popular on account of its stocky and dwarf growth, but is not of the best quality. Pt., 15c; qt., 25c; pk., \$1.50; bu., \$5.00.

**Early Kent**—A popular, early sort, growing about three feet high, very prolific, and ripens all its fruit at the same time. Pt., 15c; qt., 25c; pk., \$1.25; bu., \$4.50.

**Melting Sugar or Solid Pea**—A good sort, early, prolific and very sweet. The seed is round, slightly wrinkled and hardy of germination. Pt., 20c; qt., 35c; pk., \$2.00; bu., \$7.00.

## PEPPER.

**How to Grow**—If you want to succeed well with Pepper cultivate it regularly from the time the plant comes up until the late fall frost comes. It will bear as long as you cultivate it until killed by frost. Pepper delights in very rich, loose soil, and requires that it be very strong to perfect its growth.

**Mammoth Bell or Bull Nose** (See cut)—This is the most popular of all sweet varieties, is very mild in flavor and flesh very thick. It is a very fine variety for pickling. Pkt., 2 for 5c; oz., 20c;  $\frac{1}{4}$  lb., 60c; lb., \$2.00.

**Red Cherries**—A small, vigorous growing sort, will commence bearing when plants are six inches high, and will continue growing and bearing until killed by frost. The pods are small, round and very hot. Pkt., 2 for 5c; oz., 20c;  $\frac{1}{4}$  lb., 65c; lb., \$2.25.

**Chili**—A very hot, piquant sort, very prolific. It is largely used in making pepper sauce, and possesses the best flavor of any sort. The plants are often grown in flower pots, making a beautiful show. Pkt., 2 for 5c; oz., 20c;  $\frac{1}{4}$  lb., 65c; lb., \$2.25.

**Large Sweet Spanish**—This fine variety grows to a very large size. Single peppers will often measure three inches thick. The flesh is very thick and tender, and much milder than the Bell or Bull Nose. Pkt., 2 for 5c; oz., 20c;  $\frac{1}{4}$  lb., 60c; lb., \$2.00.

**Long Red Cayenne**—This is a fine, large variety, very hot, and of exceedingly delicate flavor as a seasoner. A single stalk will often produce enough for an ordinary family. It is a good keeper. When fully ripe can be gathered, dried and strung for winter use. Pkt., 2 for 5c; oz., 20c;  $\frac{1}{4}$  lb., 65c; lb., \$2.25.

**Ruby King**—This is an enormous large variety, growing from four and a half to six inches long, and three or four inches thick. The flesh is very thick, tender, mild and pleasant to the taste. It is a fine sort for stuffing or for pepper hash, and also makes an elegant dish of salad. The growth of its foliage is very distinct, being large-leaved and vigorous. Pkt., 2 for 5c; oz., 20c;  $\frac{1}{4}$  lb., 60c; lb., \$2.00.



MAMMOTH BELL OR BULL NOSE PEPPER.

## SEED POTATOES.

Choice varieties of potatoes for seed stock is one of our leading specialties. We handle during the planting season about 30,000 bushels of different varieties. These are mostly furnished in small lots to merchants and planters, and it does not include our car load business. We are in position to supply any quantities listed here at the lowest market prices, quality of stock considered. It is a fact that more than seventy-five per cent. of the potatoes supplied as seed potatoes are nothing more than commercial potatoes put on the market for eating purposes. We furnish only for seed purposes and varieties true to name. It is a well known fact that a great many potato dealers will supply half-dozen varieties out of same lot of stock.

**HOW TO GROW**—Most every farmer has his own pet way of growing a crop of potatoes, which he believes is superior to any way that might be suggested. But the best of them sometimes make error in method of preparation and fertilization. All potato ground should be very deeply broken and preferably in the fall of the year. It will be advantageous to sow potato ground in fall of the year in vetch or crimson clover or a mixture of both. This should be turned under in January and allowed to remain until the time has arrived for planting. Rows should then be laid off from three to three and a half feet. The fertilizer that is to be used should then be placed in the drill and a small subsoil plow run in each drill, which will stir the ground to a greater depth and mix the fertilizer with the soil in bottom of the furrow. The cuttings should then be dropped and covered with a turning plow to the depth of ten or twelve inches. They should then remain until they begin to sprout nicely and then a levelling harrow should be dragged over the entire field. This harrowing should continue until the vines are about six inches high, then the first cultivation may be given them. If ground be properly prepared to begin with very little cultivation is necessary to make a crop of potatoes, the harrow doing most of the work. The three most essential features in growing potatoes are deep preparations, deep planting and thorough cultivation and fertilizing.

**HOW TO FERTILIZE**—A liberal application of stable manure gives splendid results with potatoes. This application may be made in the furrow before planting, providing the manure is not too fresh, otherwise it should be broadcasted. If stable manure is not to be had one should use at least four hundred pounds of high grade complete fertilizer in drills to the acre. In addition to this, fifty to one hundred pounds of muriate of potash or two hundred pounds of kainit should be mixed with the fertilizer. Potatoes require a great amount of potash, and it has been proven that it can be economically applied.

**Tennessee Red Bliss Triumph**—(See cut.)—An extremely hardy, red skin variety of potato, almost round, covered with eyes, usually deeply set in the potato. The variety produces a very small vine, consequently will make a crop with less moisture than any other sort. It is more largely used in the South than any other sort. Pk., 40c; Bu., \$1.25; bbl., \$3.00.

**Watts' Early Ohio**—An extremely early white variety, oblong shape, of good size and unexcelled eating qualities. It is the only variety on our list that is as early as Triumph. It is a vigorous growing sort, very prolific, a splendid keeper and for eating qualities cannot be excelled, Pk., 40c; bu., \$1.25; bbl., \$3.00.

**Early Red Cut Rose**—The standard early sort for family use. It is not surpassed in eating qualities and when you secure the true stock no variety is better. Pk., 35c, bu., \$1.20; bbl., \$2.75.

**Peerless**—An early large white, round variety, cooks very mealy and is of fine eating quality. It is largely relied on as a main crop variety. Pk., 35c; bu., \$1.20; bbl., \$2.75.

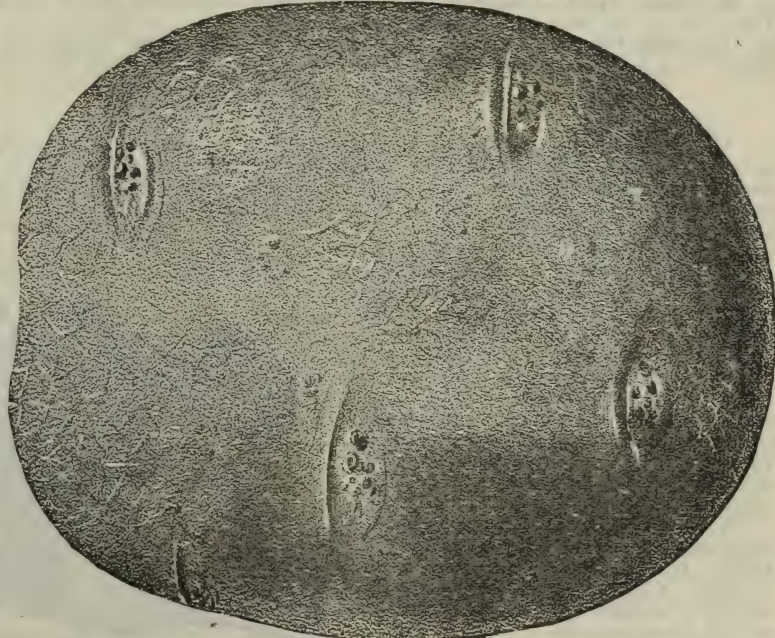
**Beauty of Hebron**—A large, prolific, early variety, long, the sprout end with a slight pinkish color.

The variety is a vigorous grower and is of splendid table quality. Pk., 35c; bu., \$1.20; bbl., \$2.75.

**Burbank**—A very large, long, late variety, a vigorous grower of good keeping qualities and is largely used for a main crop or to follow the early varieties. Pk., 35c; bu., \$1.20; bbl., \$2.75.

**Insecticides for Potatoes**—The potato bugs are a great drawback to growing potatoes, but they can be so easily and cheaply destroyed that there is absolutely no excuse for any one allowing their crop to go to ruin. Paris green is one of the cheapest and one of the most reliable destroyers of potato bugs there is. This powder may be bought at any drug store or is supplied by us in small quantities at 52c per lb., and a pound is sufficient to destroy the bugs on an acre of potatoes. The objection to the use of paris green is its very poisonous nature and it must be handled very carefully, but there is absolutely no danger of its poisoning the tubers of potatoes that are to be eaten. There are other more harmless powders that are successfully used in destroying potato bugs and other insects. We do not have space here to describe and give complete directions how to use these different insecticides, but you will find a little further on in this catalogue a page devoted to this subject. This page gives a lot of valuable information that every farmer ought to carefully preserve.

**Fall Crop of Potatoes**—We can supply during July and August suitable seed stock of Triumph variety of potato for planting a fall crop. We are never able to supply any old potatoes, but we have the early Spring crop of the Triumph variety thoroughly dried out and in condition to plant during July and August. Farmers should pay more attention to growing a fall crop of potatoes. It has proven a most successful undertaking the past Fall.



TRIO. H.

## PUMPKINS.

**How to Grow**—Pumpkins succeed best in rich, deep subsoil bottom land, and it is useless to try to produce them on very poor land, unless you use considerable fertilizer. The seed may be planted most any time in the spring or summer. They stand the hot sun well on deep soil, necessarily so, as it requires a long time to attain their growth. The crop may be gathered in the fall and stored in a dry place where they will not freeze, and after they have been put away for awhile become very sugary and sweet and a most valuable food for man or beast.

**The Best Fertilizer**—Potash is one of the most essential things to produce the Pumpkin, and if you will only try it you will be surprised at the size they will attain. Mix about 200 pounds of kainit or muriate potash with a ton of stable manure or scrapings from your lot and apply a shovelful to each hill.

**Nantucket Sugar Pumpkin**—It is oblong and deeply ribbed. The outer color of the skin is dark green—almost black. The flesh is orange color, and has a delicious, sugary taste. It is one of the best keepers, and is highly praised as a pie pumpkin. Pkt., 2 for 5c; oz., 10c;  $\frac{1}{4}$  lb., 25c; lb., 80c.

**Quaker Pie Pumpkin**—The shape is nearly oval, tapering slightly toward the ends. Color, creamy white, both inside and out. The flesh is sweet and very rich, being void of that coarse and stringy habit that is found in a great many varieties. Pkt., 2 for 5c; oz., 10c;  $\frac{1}{4}$  lb., 25c; lb., 80c.

**King of Mammoth Pumpkin**—This is the largest pumpkin in the world, and has been known to reach two hundred and fifty pounds in weight. It is of a grayish yellow color, and is only grown for stock feeding, or as a curiosity. Pkt., 2 for 5c; oz., 15c;  $\frac{1}{4}$  lb., 50c; lb., \$1.75.

**Large Cheese Pumpkin**—This is one of the best table varieties. The skin is of a bright orange, and the flesh yellow and sweet. It is also a good keeper and very fine for wintering stock. Pkt., 2 for 5c; oz., 10c;  $\frac{1}{4}$  lb., 20c; lb., 65c.

**Striped Cushaw Pumpkin**—This is the old fashioned Green Striped Cushaw, crook necked, very prolific, the best keeper and undoubtedly the finest table sort known. Pkt., 2 for 5c; oz., 10c;  $\frac{1}{4}$  lb., 25c; lb., 75c.

**Yellow Cushaw Pumpkin**—This is the finest variety of all for table use. It grows to a medium size, color light yellow, and flesh bright, granulated, and of a delicious flavor. Pkt., 2 for 5c; oz., 10c;  $\frac{1}{4}$  lb., 25c; lb., 75c.

**Kentucky Field**—A large yellow pumpkin, good keeper, very prolific and splendid eating qualities. Pkt., 2 for 5c; oz., 10c;  $\frac{1}{4}$  lb., 20c; lb., 50c.

**Japanese Pie**—A crook-neck, green-striped sort, very prolific; meat, rich yellow, firm and very sweet. Fine for pies or canning. Pkt., 2 for 5c; oz., 10c;  $\frac{1}{4}$  lb., 25c; lb., 75c.

## RADISHES.

**How to Grow**—As well as this popular vegetable is known, it is not every one who knows how to grow it. Radishes to be good must be grown on the right kind of soil, which is a loose, rich soil, and should never be planted on poor, hard soil, or a soil that is infested with ants, worms and grubs. Radishes to be good must also be grown very quickly, as they lose their nutrition after standing a long time, but retain eatable qualities much longer in good soil than poor. Sometimes the plants show a disposition to go to seed early and appear to be badly mixed when it is not the fault of the seeds, but is caused from purely local conditions, and if another crop be planted from the same seed under different conditions of soil and weather, will turn out magnificently. Radish is sown in the South every month in the year, in winter time under glass, in hot-beds or cold frames, and in open ground from March to November. In open ground the seed may be sown thickly in drills two feet apart and thinned to one or two inches apart, owing to size of variety. The tops when small make a first-class greens mixed with turnips or mustard.

**The Best Fertilizer**—A high grade complete commercial fertilizer is best for radish; that is, much better than stable manure. If stable, cow, or pig manure be used, it is absolutely necessary to compost with a liberal quantity of kainit with a small quantity of lime added. If the kainit or lime is not used, the crop will often be scaly or injured with some fungus growth, or the grubs, ants, worms, etc., render the crop unsalable.

**Early White Turnip Radish** (See cut)—A small, quick growing radish, pure white, very tender, mild and of excellent flavor. Suitable for growing under glass or out of doors. Pkt., 2 for 5c; oz., 10c;  $\frac{1}{4}$  lb., 20c; lb., 60c.

**White-Tipped Scarlet Turnip Radish** (See cut)—A very early, bright scarlet radish, beautifully tipped at the end with pure white, makes very little top, consequently a fine sort for forcing. Pkt., 2 for 5c; oz., 10c;  $\frac{1}{4}$  lb., 20c; lb., 65c.



THREE GOOD RADISHES.

1—Early White Turnip Radish. 2—White-Tipped Scarlet Turnip Radish. 3—Early Deep Scarlet Turnip Radish.



✓ **Early Deep Scarlet Turnip Radish** (See cut)—This is a very hardy, quick growing radish, suitable for forcing or planting out either in spring or fall. It is very tender and mild, and will mature in twenty-five days from germination, but must be used while young, as it will soon get pithy. Pkt., 2 for 5c; oz., 10c;  $\frac{1}{4}$  lb., 25c; lb., 75c.

✓ **Early Long Scarlet Radish, Short Top**—One of the best radishes on the list, very early, attaining large size, of very best flavor, and will remain in eating condition longer without getting pithy than any other early sort. Our strain of this sort is very fine, and our customers will be pleased with it. Pkt., 2 for 5c; oz., 10c;  $\frac{1}{4}$  lb., 25c; lb., 75c.

✓ **Scarlet Globe**—A beautiful, perfectly round, quick growing radish, of excellent flavor, used on a large scale by market gardeners. Pkt., 2 for 5c; oz., 10c;  $\frac{1}{4}$  lb., 25c; lb., 75c.

✓ **French Breakfast Radish** (See cut)—A fine forcing radish, maturing in twenty days from germination, makes very little top, and may be cultivated very close together. It is oval shaped, skin bright scarlet, but tipped at the end with pure white. Pkt., 2 for 5c; oz., 10c;  $\frac{1}{4}$  lb., 25c; lb., 75c.

✓ **Improved Chartier Radish**—A beautiful half-long Radish, growing to good size, very firm and brittle, mild, and will remain in eatable condition for a long time. The root is of bright red, tipped at the end with white. Pkt., 2 for 5c; oz., 10c;  $\frac{1}{4}$  lb., 25c; lb., 75c.



FRENCH BREAKFAST.

✓ **Golden Perfection**—A beautiful, round, yellow variety, very hardy, standing the heat well without getting pithy. Flesh very tender and delicate flavor. Pkt., 2 for 5c; oz., 10c;  $\frac{1}{4}$  lb., 25c; lb., 75c.

✓ **Celestial**—A half-long, white sort, of excellent flavor, very hardy, remains in eatable condition a long time, and can be successfully grown in either spring or fall. Pkt., 2 for 5c; oz., 10c;  $\frac{1}{4}$  lb., 25c; lb., 75c.

✓ **White Summer Strasburg Radish**—This is a very valuable summer variety, of handsome, oblong shape, tapering beautifully to a point. The skin and flesh are both of a beautiful white, transparent, very tender, and a delightful pungent taste. Pkt., 2 for 5c; oz., 10c;  $\frac{1}{4}$  lb., 25c; lb., 75c.

✓ **Half-Long French Scarlet** (See cut)—We recommend this radish in preference to all others to the trucker and market gardener. It is one of the very earliest sorts grown, of deep scarlet color, flesh very firm, of delicate flavor, and never pithy. This Radish is of beautiful half-long shape, grows large, may be grown under glass or planted outdoors for spring or fall crop. It is grown almost exclusively by the truckers of Louisiana, and is the most popular Radish in Birmingham of any sort we handle. Pkt., 2 for 5c; oz., 10c;  $\frac{1}{4}$  lb., 25c; lb., 75c.

✓ **Yellow Summer Turnip Radish**—This is a very hardy summer Radish, and will stand the hot sun well, and remain in eating condition for a long period. Pkt., 2 for 5c; oz., 10c;  $\frac{1}{4}$  lb., 25c; lb., 75c.

✓ **Long White Vienna Radish**—One of the best eating radishes known, of distinct variety and appearance. Never gets pithy. Pkt., 2 for 5c; oz., 10c;  $\frac{1}{4}$  lb., 25c; lb., 75c.

NOTE.—We furnish a great many market gardeners, associations and large individual truck farmers quantities of radish as well as other seeds at special prices. If you are a large user of seed it would certainly pay you to send us a list of your requirements for special prices.

✓ **Birmingham**—According to the writer's estimation, this is by far the best Radish grown. It is an imported variety from France, and it has become so popular in the local Birmingham market, we decided to give it the name of "Birmingham." It is an early sort, producing very large, long roots of very bright, scarlet color, fading at the bottom into pure white, making it very striking in appearance, which renders it very saleable. It will remain in eatable condition longer than any of the summer varieties, is a rapid grower and may be pulled either large or small, whenever it is most saleable. Pkt., 2 for 5c; oz., 10c;  $\frac{1}{4}$  lb., 25c; lb., 75c.

✓ **Chinese Rose Winter Radish**—It is of a beautiful, bright rose color, and the finest eating radish of the winter varieties. It grows to a very large size, and remains perfectly firm for a long period. It is of half-long shape, and is without that strong taste which is peculiar to the Black Spanish. The seed should be sown in the fall at the same time you sow your turnip crop. Pkt., 2 for 5c; oz., 10c;  $\frac{1}{4}$  lb., 25c; lb., 75c.

✓ **Round Black Spanish**—A fine, tender and delicious winter Radish, never getting tough and stringy. Pkt., 2 for 5c; oz., 10c;  $\frac{1}{4}$  lb., 25c; lb., 75c.

✓ **Long Black Spanish**—Possessing the same good qualities as the Round Black Spanish. Will stand outdoors all winter. Pkt., 2 for 5c; oz., 10c;  $\frac{1}{4}$  lb., 20c; lb., 65c.

✓ **California White Mammoth**—This is the largest Radish in existence. The roots grow from ten to twelve inches long, and two to three inches in diameter. The flesh is very white and solid, and of excellent flavor. It is a great curiosity. Pkt., 2 for 5c; oz., 10c;  $\frac{1}{4}$  lb., 25c; lb., 75c.

✓ **Glass or Cincinnati Market**—A long, very smooth Radish, of a beautiful transparent red, very brittle and of delicious flavor. The variety is gaining in favor throughout the country, and large quantities are being grown in the coast country for Northern markets. Pkt., 2 for 5c; oz., 10c;  $\frac{1}{4}$  lb., 25c; lb., 75c.



HALF-LONG FRENCH SCARLET.

**Watts' Early Ohio Potato**—The finest early Potato for the South  
See page 27 for description.

## RHUBARB.

**How to Grow**—Rhubarb succeeds best in dry soil; the richer its condition and the deeper it is stirred the better. Sow in drills an inch deep and thin out to about six inches apart. In the fall trench a piece of ground and manure it well; then transplant the young plants into it three feet apart each way. Cover with leaves or litter the first year, and give a dressing of coarse manure every fall. The stalks should not be plucked till the third year, and then pulled, not cut from the plant. The plant should never be allowed to exhaust itself by running to seed. The best way to get rhubarb quick is to buy the roots, the large ones come into bearing at once.

**Mammoth Rhubarb**—One of the best varieties, producing very large stalks. Pkt., 5c and 10c. We can also supply roots. Price of Roots, extra large forcings, \$1.00 per doz.

## SALSIFY, OR VEGETABLE OYSTER.

**How to Grow**—This plant succeeds best in a light, well enriched soil, which, previous to sowing, has been stirred to a depth of twelve to fourteen inches. Make drills about three inches deep and from sixteen to twenty-four inches apart and sow the seed about ten to the foot, covering about one inch deep. When two inches high, thin out to three inches apart, and fill up the drills. They are perfectly hardy, and may remain out all winter.

**Mammoth Salsify** (see cut). This is a great improvement in the Salsify plant. The roots are much larger, less stringy and more delicately flavored. Pkt., 2 for 5c; oz., 15c;  $\frac{1}{4}$  lb., 40c; lb., \$1.25.

**Sandwich Island**—This new salsify was lately introduced from the Sandwich Islands, and grows to be very large and of superior quality. It is pure white in color, and one of the most saleable varieties on the market. Pkt., 2 for 5c; oz., 15c;  $\frac{1}{4}$  lb., 40c; lb., \$1.25.



MAMMOTH SALSIFY.

## SPINACH.

**How to Grow**—Spinach is a native of Asia, and has been largely improved on from time to time until now a strain of varieties are offered that are of most excellent quality. There are sexes noted in spinach plants, the females living much longer and produce seed while the male plants soon die out and never shoot to seed. For summer use sow in very rich ground, the richer the better, in early spring, in drills one foot apart. Thin by degrees, commencing when the leaves are an inch wide, and continue regularly until the plants stand six inches apart. For early spring use, sow once in two weeks during the autumn. In the Southern States no protection is necessary, and they will continue their growth most of the winter. The seed offered by us are of the highest standard of quality.

**The Best Fertilizer**—Spinach requires a great deal of nitrogenous manure to perfect it, but it is best to have the manure composted with kainit which destroys blight and other fungus growths which often attack the plants.



BLOOMSDALE SPINACH.

**Perfection Curled Spinach**—One of the earliest and most beautiful sorts grown. The leaves are very thick, blistered and exceedingly tender. Pkt., 2 for 5c; oz., 10c;  $\frac{1}{4}$  lb., 15c; lb., 40c.

**Broad Leaf Flanders**—A vigorous growing variety, leaves very broad and thick, tender and of fine eating qualities. Pkt., 2 for 5c; oz., 10c;  $\frac{1}{4}$  lb., 15c; lb., 40c.

**Bloomsdale Spinach** (See cut)—A Savoy-leaf variety, very tender, good flavor, and will stand longer without going to seed than most any variety. Pkt., 2 for 5c; oz., 10c;  $\frac{1}{4}$  lb., 15c; lb., 40c.

## SPECIAL PRICES

We are constantly in receipt of letters from large planters and gardeners asking for special prices on seeds of every kind. Now it is almost impossible to submit prices on all seed described in this Catalogue. It would simplify matters very much if parties who are wanting special prices on quantities of seed would send us an accurate memorandum of just what is wanted, specifying the exact quantity of each interested in. With this information before us we are always able to quote more satisfactorily. We are in position to supply everything listed in this catalogue in any quantity and of course where one has use for large quantities of seed they are entitled to special prices. This matter of asking for special prices; however, ought to be attended to early—not wait until the time for planting is at hand. At certain times of the year, in busy seasons, on account of the enormous rush of business it is almost impossible to execute and ship orders the same day they are received. All planters ought to anticipate their wants and give their orders in time, so that delays would not seriously inconvenience them. We often have farmers send us large orders for freight shipment late in the season when the seed ought to be planted at once. Some of these orders have to travel a thousand miles by freight, consequently they are often delayed on the road for three or four weeks, thus putting the farmer to great inconvenience and loss. As soon as you receive a copy of this catalogue and decide to favor us with your order, the order should be made out and sent to us as at once, so it may be filled at leisure time.

# SQUASH.

**HOW TO GROW.**—The squash succeeds best in a rich, loose subsoil land, and should never be planted on a poor, hard soil. The early varieties may be planted as early as the latter part of March to April. The bush sorts may be grown three or four feet apart, and running sorts given six to eight feet distance. The fall and winter varieties are seldom planted until June or July. Some people complain of their squash blooms falling off without fruiting. This is perfectly natural, as sexes are noted in squash blooms, and only female blooms produce fruit. The male blooms are larger, born on fool stalks, and soon fall off without producing. There are usually about five male blooms to one female. The squash has a great many enemies in insects, notably the squash bug and borer, and there is no satisfactory remedy for them.

**THE BEST FERTILIZER.**—Acid phosphate and kainit mixed with stable manure will give the best results, but very little, however, should be used under the plants, it being better to broadcast.



GIANT YELLOW SUMMER CROOK-NECK SQUASH.

**Giant Yellow Summer Crook-Neck** (see cut.)—This new variety of the Yellow Summer Crook-Neck, while not thoroughly perfected as yet is destined to drive the small variety out of the market. It will grow twice as large as the ordinary, and of equally good qualities. Pkt., 2 for 5c; oz., 10c;  $\frac{1}{4}$  lb., 25c; lb., 75c.



YELLOW SUMMER CROOK-NECK.

**Yellow Summer Crook-Neck Squash** (see cut.)—This is one of the juiciest and most highly flavored of all the squashes. It is of a bright yellow color, beautifully warted, and one of the best market varieties. Pkt., 2 for 5c; oz., 10c;  $\frac{1}{4}$  lb., 25c; lb., 75c.

**Boston Marrow**—The flesh is a very beautiful orange, very fine grained, thick, and of the very best quality. Pkt., 2 for 5c; oz., 10c;  $\frac{1}{4}$  lb., 25c; lb., 75c.

**Fordhook**—Fine for winter use. Pkt., 2 for 5c; oz., 10c;  $\frac{1}{4}$  lb., 25c; lb., 75c.

**Improved Orange Marrow**—This is the earliest

of all the winter squash; is two weeks earlier than the Hubbard, and more productive. The skin is of a deep, rich orange color, flesh very thick and fine grained. Pkt., 2 for 5c; oz., 10c;  $\frac{1}{4}$  lb., 25c; lb., 75c.

**Mammoth White Bush** (see cut.)—This variety is identical with the Patty Pan, only differing in its extreme large size. It is a choice selection of the Early White Bush, fully as early and grows to measure 12 to 15 inches across. Pkt., 2 for 5c; oz., 10c;  $\frac{1}{4}$  lb., 25c; lb., 75c.

**Early White Bush or Patty-Pan** (see cut.)—This is the old standard variety of early squash, and has never been excelled as yet. It is the earliest variety yet known, and of the sweetest and most delicious flavor. Pkt., 2 for 5c; oz., 10c;  $\frac{1}{4}$  lb., 25c; lb., 75c.



EARLY WHITE BUSH.

**Large Improved Marrow**—This is an improvement on the Boston Marrow, being much larger and more suitable for custards, pies, etc. Pkt., 2 for 5c; oz., 10c;  $\frac{1}{4}$  lb., 25c; lb., 75c.

**Hubbard Squash**—This is a good standard variety, a general favorite for table use. It is of very large size, flesh fine grained, dry and of excellent flavor. Pkt., 2 for 5c; oz., 10c;  $\frac{1}{4}$  lb., 25c; lb., 75c.

**Pike's Peak or Sibley**—A fine winter or fall squash. Skin smooth, of pale green color, flesh very thick, solid and of deep orange color, very dry, fine grained and of delicate flavor. The average size of this sort is from eight to twelve pounds. Pkt., 2 for 5c; oz., 10c;  $\frac{1}{4}$  lb., 25c; lb., 75c.

**Marblehead**—A desirable winter sort, resembling the Hubbard in appearance, only the flesh is of lighter color. It is very prolific, and not excelled by any as a keeper. Pkt., 2 for 5c; oz., 10c;  $\frac{1}{4}$  lb., 25c; lb., 75c.

**Mammoth Chili**—This is the largest and most beautiful variety on the list. The skin is smooth, and of a rich, bright orange color. The flesh is a bright yellow, very firm and very profitable for stock. The variety is enormously productive, and will keep throughout the entire winter and spring. Pkt., 2 for 5c; oz., 15c;  $\frac{1}{4}$  lb., 50c; lb., \$1.50.




MAMMOTH WHITE BUSH SQUASH.

It is one of the best winter varieties. Pkt.,

## TOMATOES.

**HOW TO GROW**—Tomatoes undoubtedly succeed best on a rather heavy soil; that is, a soil containing a considerable amount of clay; but it must be rich and well prepared before it is planted in tomatoes. The best varieties of tomatoes to plant is a subject on which a great many experts differ widely, but we cannot see really much difference in any of the standard or leading sorts. You will find in the following list a number of varieties, all of which have been grown with success in Alabama. Land that is to be planted in tomatoes should always be broken up in the fall, and rebroken during the month of January; that is, where it is not possible to plant such land in some winter forage plant to be turned under in January, in which event better crops are sure to result. The proper time of the year to sow tomato seed will vary altogether on the time at which it is desirable to bring the plants into bearing. There is hardly a month in the year, so far as the South is concerned, that tomatoes cannot be planted in some sections, either for an early spring, summer or fall crop. The professional tomato grower or market gardener always relies more on his early spring crop, and with this end in view usually sows his seed in cold frames or hot-beds in December or January, winters them over and gets them out in early spring just as soon as all danger of freezes have passed. Much will depend always in the care and cultivation of these plants which are to make your crop, as it has often been proven that plants that have been forced very rapidly by artificial heat into a thin, spindling plant will not produce vigorous stock and usually prove unsatisfactory. The object of sowing the seed in the fall or winter is to get an age on the plant before it is set out, but care should be taken not to allow the plant to become tall, but it should be given enough cold to secure a healthy, stock growth, and at the same time well established bottom roots.

**THE BEST FERTILIZER**—Tomatoes require a liberal feed from all the fertilizing elements. Well rotted stable manure with the addition of a little kainit is best. The fertilizer should be worked into the ground deep and well distributed or the vines will be burnt.



STONE.

**Stone** (see cut.)—One of the most valuable all-round sorts in our entire list. The fruit is very large, of dark red color, solid, fleshy, and is not subject to rot like some varieties, nor does it ever have a green core. We can especially recommend it for a late or fall crop, being a vigorous grower, of rank foliage, will stand the hot sun admirably and continue bearing until frost. The variety is very smooth and thicker from stem to blossom end than any other sort. Taking all its good qualities together, it makes one of the most satisfactory all-around varieties on our list. Pkt., 2 for 5c; oz., 20c;  $\frac{1}{4}$  lb., 60c; lb., \$2.00.

We invite your attention to our list of Tomatoes.

**Mikado, or Turner's Hybrid**—One of the hardiest and rankest growers on the entire list. Its foliage is entirely different from other sorts, having more the appearance of an Irish Potato vine than a Tomato. The fruit is very large, of beautiful purplish pink color, very heavy and solid, and of most delicate flavor. This sort matures its fruit very early, and as a shipper and keeper cannot be excelled. Pkt., 2 for 5c; oz., 25;  $\frac{1}{4}$  lb., 75c; lb., \$2.50.


**Matchless**—A vigorous growing variety, foliage of dark green color, very rank, and holds out well throughout the hot summer. The fruit is very large, of dark red color, solid, fleshy, and is not subject to rot, nor does it have any green core. Pkt., 2 for 5c; oz., 25c;  $\frac{1}{4}$  lb., 75c; lb., \$2.50.

**Ignotum**—A large, dark red, medium late Tomato, very solid, uniformly smooth, closely constructed, scarcely ever rots from too much rain, and never cracks open. Pkt., 2 for 5c; oz., 20c;  $\frac{1}{4}$  lb., 60c; lb., \$2.00.

**Ponderosa** (see cut)—Unquestionably the largest Tomato grown. The vines are vigorous, producing a very large stalk and an unusually thick stem, which is accounted for in the great size and weight of the

fruit. It is one of the best flavored sorts grown, almost solid and contains scarcely any seed. The fruit, when ripe, is cardinal red, and on account of its compact structure, will keep longer than most any other sort. Recommended highly for home gardeners, but is not so prolific and universally smooth as the Beauty or Acme, and consequently not so desirable for shippers who grow for market. Pkt., 2 for 5c; oz., 40c;  $\frac{1}{4}$  lb., \$1.25; lb., \$4.00.

**Livingston's Beauty** (see cut)—The best all-round Tomato on earth, exceedingly early, large, smooth, and remarkably prolific. This Tomato is absolutely perfect in every way, and is grown more largely by truckers and market gardeners than any other five sorts combined. The variety is of glossy crimson color, with slight tinge of purple, skin tough, good keeper and shipper, and entirely



The largest, firmest and juiciest Tomato known. This variety contains more solid meat and fewer seeds than any other sort.

free from green core. Our seed stock is obtained direct from the originator. Pkt., 2 for 5c; oz., 20c;  $\frac{1}{4}$  lb., 60c; lb., \$2.00.

**Atlantic Prize**—The earliest Tomato grown, largely planted by the truckers of the extreme South for shipment to Northern markets before winter is really over. The fruit is small and much inferior in eating qualities to other sorts. But with all this against it, will mature for market much sooner than any other sorts possibly can, and will be found ready market. We can recommend it for an extremely early shipping variety. Pkt., 2 for 5c; oz., 20c;  $\frac{1}{4}$  lb., 60c; lb., \$2.00.

**Livingston's Dwarf Aristocrat**—This fine early variety in habit of growth and foliage resembles the "Dwarf Champion" very much, and might be taken for that popular variety if it were not for the color of its beautiful rich, glossy, red fruit, much preferred in many localities to the purple or rose colored varieties. The size, solidity, productiveness, smoothness, flavor of its fruit, etc., is up to the present standard of excellence. It is desirable for forcing under glass, especially on the side benches, and for growing outside for early market purposes. It may be planted 3x2 feet, or even closer, making it also suitable for small gardens, where every foot of land is to be utilized. Its peculiar dark green foliage, and glossy, red fruit, attract the attention of every passer-by. Pkt., 2 for 5c; oz., 25c;  $\frac{1}{4}$  lb., 75c; lb., \$2.50.

**Prize Bell**—An extra early, large sort, very prolific, and will continue bearing for a long time.

It is a fine, red sort, and one of our most popular varieties with the Birmingham truckers. Pkt., 2 for 5c; oz., 20c;  $\frac{1}{4}$  lb., 60c; lb., \$2.00.

**Trophy**—A large red, prolific sort, very hardy, a good keeper, strong acid flavor, and largely used for canning purposes. Pkt., 2 for 5c; oz., 20c;  $\frac{1}{4}$  lb., 60c; lb., \$2.00.

**Yellow Trophy**—A large, yellow, solid variety, very productive, smooth, and superior to the Red Trophy. Pkt., 2 for 5c; oz., 20c;  $\frac{1}{4}$  lb., 60c; lb., \$2.00.



✓ **Acme** (See cut)—This particular variety is well known to be one of the earliest, as well as the most prolific sort grown. The fruit is of good size, almost round, and of a beautiful purplish-pink color. This sort is always smooth, ripening all over at the same time; very few seeds, juicy and excellent flavor. It is a very hardy sort and well adapted to the South. A popular one with the truckers and market gardeners. Pkt., 2 for 5c; oz., 20c;  $\frac{1}{4}$  lb., 60c; lb., \$2.00.

✓ **Dwarf Tree Tomato**—A very stocky sort, hardy, standing up straight without any supports, fruit of good size, red, juicy and of good flavor. A great curiosity. Pkt., 2 for 5c; oz., 25c;  $\frac{1}{4}$  lb., 75c; lb., \$2.50.

✓ **Yellow Pear Shaped**—A small Italian variety producing its fruit in great clusters, shaped like a pear. Very rich in flavor and very desirable for pickling and preserves. Pkt., 2 for 5c; oz., 25c;  $\frac{1}{4}$  lb., 75c; lb., \$2.50.

✓ **Peach Tomato**—A peculiar variety of tomato, resembling a peach very much in form, very solid and of rich flavor. Pkt., 2 for 5c; oz., 25c;  $\frac{1}{4}$  lb., 75c; lb., \$2.50.

✓ **Dwarf Champion**—A valuable early sort, standing upright; very prolific, fruit of good size, and resembling the Acme, only firmer, not so many seeds; a good shipper and more profitable to grow for early market, because no stakes are necessary, as it holds its own fruit above ground. The foliage is peculiar, being corrugated, and of a very dark green color. Pkt., 2 for 5c; oz., 25c;  $\frac{1}{4}$  lb., 75c; lb., \$2.50.

✓ **Golden Queen**—This is one of the finest yellows grown, of distinct type and gives universal satisfaction. We do not claim it to be an early sort, but is a reliable one for main crop. The variety is hardy, makes a thrifty vine and the fruit is universally large and of a bright orange-yellow when ripe and of the very best eating quality. Pkt., 2 for 5c; oz., 20c;  $\frac{1}{4}$  lb., 60c; lb., \$2.00.

✓ **Yellow Plum**—A curious variety, vines not unlike other sorts, but the fruit is borne in great clusters, resembling when ripe, a fine, juicy, yellow plum. The fruit is small and unfit for market use, but is of the very best quality for home use, making catsup or preserves. Pkt., 2 for 5c; oz., 20c;  $\frac{1}{4}$  lb., 60c; lb., \$2.00.

✓ **White's Excelsior**—This is a purplish pink variety, almost the same color as Beauty, but it is more prolific and fruit very much larger. It differs from Beauty also in shape. It is much thicker from stem end to bloom end and contains only about half the quantity of seed as in Beauty. It is very firm and meaty inside and green spots and hard core are never present in the variety. The vine is a very vigorous grower and more resistant to tomato disease than any other sort. Our seed stock of this variety comes from Fulton S. White, the originator of the tomato, and is true to name. We have made many experiments with different tomatoes, but we believe this variety to be much superior to anything else for either market purposes or home garden. Pkt., 2 for 5c; oz., 25c;  $\frac{1}{4}$  lb., 75c; lb., \$2.50.

✓ **Godden's Dwarf Red Imperial**—This variety is offered by us now for the first time. We have been experimenting with this sort for the last three years and now offer this variety as being the best dwarf tomato that we have ever seen grown. The plants of this variety are much like the Dwarf Champion in structure, the plant being very thick and growing only to the height of a foot and a half to two feet. The fruit is produced in great clusters around the main stalk of the plant. This variety on account of its heavy stalk does not have to be tied up to stakes. The fruit is about the size of the Stone, bright red in color, very firm and few seeds. In flavor it is not surpassed. The fruit of this sort is notably free from rot and seems to be more resistant to disease than the average sort. We only have a limited quantity of these seed to offer and would be glad to have every tomato grower give it a trial. Pkt., 10c each; oz., 50c;  $\frac{1}{4}$  lb., \$1.50.

✓ **Royal Red**—An old favorite variety—been introduced several years and of splendid all around good quality. This sort is a thrifty grower, very hardy and prolific, fruit moderate size and very showy. Pkt., 2 for 5c; oz., 20c;  $\frac{1}{4}$  lb., 60c; lb., \$2.00.

✓ **Perfection**—This is a blood red variety, very showy and a splendid seller in the market. It possesses one of the best flavors of any of the varieties. In size it ranks with the Beauty. Pkt., 2 for 5c; oz., 20c;  $\frac{1}{4}$  lb., 60c; lb., \$2.00.

✓ **Tomato Disease**—We have made a careful study of these complaints in order to be able to give a rational answer to the many questions we are asked in a season. We have about come to the conclusion, after careful observation and practical experiments, that no definite remedy is available to prevent blight, which we are now forced to believe is the source of all complaint, but we have observed that this blight is more noticeable upon soil that has been grown in tomatoes previously or the year before. We have proved to our satisfaction that when tomatoes are planted in new ground, they rarely ever show any signs of blight, at least not nearly so bad as when planted in old garden land. This disease of the tomato has been widely discussed by different writers in the past twelve months, and no two to our knowledge have ever arrived at the same conclusion regarding the cause of the trouble, nor advocated a remedy that was known to be of account.



ACME TOMATO.


**Don't forget that we are Headquarters for Fertilizers. Write us for Prices.**

## TURNIPS.

**HOW TO GROW.**—Turnips succeed best on new ground, and are much sweeter and juicy when grown on such land; still, old ground may produce fine Turnips if fertilized well. Turnips in this latitude may be sown eight months in the year. The fall crop is usually sown from June to September, and the spring crop from February to April. Swedes or Ruta Bagas are best sown in June. Most all sorts of Turnips do better drilled, but some of the quick growing flat sorts produce well broadcast when not too thick. The flat sorts should be grown a sneer the top of the ground as possible. Not over two pounds of seed should be used broadcast to the acre, and only one pound should be used if drilled.

**THE BEST FERTILIZER.**—The best fertilizer for Turnips is a liberal amount of stable manure broadcast. This induces a very rank foliage and needs the addition of kainit or potash to induce them to form bulbs. Wood ashes is a most excellent fertilizer for Turnips, causing a very quick growth of roots, which will be very tender, sweet and juicy.

✓ **Mammoth Red Top Globe**—This is one of the largest and finest of all the Turnips; is of a beautiful globe shape, with flesh pure white and a red or purple top. It is of very rapid growth for a globe variety, and will produce more to the acre than any known variety. It may be sown either broadcast or in drills. Pkt., 2 for 5c; oz., 5c; ¼ lb., 15c; lb., 45c.



✓ **Early White Flat Dutch** (Strap leaved)—This is one of the very earliest and choicest varieties grown. It is one of the best sorts for spring sowing. Pkt., 2 for 5c; oz., 5c; ¼ lb., 15c; lb., 45c.

✓ **Red or Purple Top** (Strap leaved)—This is a very early variety, flat, medium size, very small top, with but few leaves, which are of upright growth; flesh fine grained and tender. A purely American variety; will do well to sow either broadcast or in drills.

Pkt., 2 for 5c; oz., 5c; ¼ lb., 15c; lb., 45c.

✓ **Large White Globe**—It is of a fine globe shape, very large, sometimes growing twelve and fifteen pounds each, and is a large yielder. Pkt., 2 for 5c; oz., 5c; ¼ lb., 15c; lb., 45c.

✓ **Pomeranian White Globe**—It is a very fine table variety, not so pithy as the Large White Globe, and of more delicate flavor. Pkt., 2 for 5c; oz., 5c; ¼ lb., 15c; lb., 45c.

✓ **Large White Norfolk**—It is a choice white variety, growing to a very large size, productive and a good table or stock feeding sort. Pkt., 2 for 5c; oz., 5c; ¼ lb., 15c; lb., 45c.

✓ **Sweet German**—This is claimed by many to be far superior to all as a winter Turnip. It should be planted very early, the same time as the Ruta Baga. The flesh is extremely hard and a beautiful white, and keeps as sound as a rock. Pkt., 2 for 5c; oz., 5c; ¼ lb., 15c; lb., 45c.

✓ **Amber Globe**—The flesh is a beautiful yellow, very fine grained and very sweet. It will grow to very large size in the South; is one of our very best keepers for winter use. Pkt., 2 for 5c; oz., 10c; ¼ lb., 20c; lb., 60c.

✓ **Large Yellow Globe**—This is somewhat the same variety as the Amber Globe, differing a little in shape. Pkt., 2 for 5c; oz., 5c; ¼ lb., 15c; lb., 45c.

✓ **Long White Cow Horn**—This is a very fine winter variety, penetrating deep into the ground and standing the entire winter. Its growth in shape is similar to a cow's horn. Pkt., 2 for 5c; oz., 5c; ¼ lb., 15c; lb., 45c.

✓ **Purple Top Yellow Aberdeen**—This famous foreign variety, resembling in shape a finely formed Ruta Baga, is splendid for stock feeding, as well as for table use. Pkt., 2 for 5c; oz., 5c; ¼ lb., 15c; lb., 45c.

✓ **Southern Seven Top** (For greens)—It is the hardiest variety known, and will stand green all winter, and make early spring salad before anything else on the market. Oz., 5c; ¼ lb., 15c; lb., 45c.

✓ **Dixie Land, or Southern Prize**—A very large winter variety, originating in the South, and is not affected by the winter. Its growth resembles the Seven Top, only it makes a large, globe-shaped root. Pkt., 2 for 5c; oz., 5c; ¼ lb., 15c; lb., 45c.

✓ **Early White Egg**—One of the finest table varieties, shaped like an egg, grain very fine and of good flavor. Pkt., 2 for 5c; oz., 5c; ¼ lb., 15c; lb., 45c.

**RUTA BAGA.**—Sow in drills latter part of June and July, make soil rich and cultivate well. When plants begin to form bulbs, throw plenty of dirt to them, which causes them to form a bulb and prevents them from going to shank. Ruta Baga should be thinned out shortly after coming up, to from six to eight inches apart. If not done promptly they will not amount to anything.

✓ **Improved Purple Top Yellow Ruta Baga**—One of the finest and best shaped sorts. Pkt., 2 for 5c; oz., 5c; ¼ lb., 15c; lb., 45c.

✓ **White Ruta Baga**—Pure white, fine shape. Pkt., 2 for 5c; oz., 5c; ¼ lb., 15c; lb., 45c.

## INSECTICIDES AND SPRAY SOLUTIONS.

The information given here on this subject ought to be carefully preserved by every gardener and farmer. It seems that injurious insects have kept pace with general advancements in agriculture, and it is now almost impossible to grow any crops successfully except by combating injurious insects that affect practically all classes of crops. The government of the United States, through their Agricultural Department and the Division of Entomology, spend a great deal of money annually studying insect life, so as to be able to convey accurate information to the farmer how he may combat all injurious insects that may attack his crops. There are hundreds of different sorts of insecticides, private formulas and patent remedies. It is not possible to mention all these different insecticides and spray solutions in this short page, and attention only will be called to the simpler and more staple remedies.

**Paris Green**—This is a chemical combination of arsenic and copper, containing anywhere from fifty to sixty per cent. of pure arsenic. It is a green, heavy powder, almost insoluble in water, and is very poisonous. It is known to be the most reliable destroyer of all leaf-eating insects, but is almost worthless for destroying what is known as sucking insects. Paris Green may be applied either in the dry state or in solution. When applied in the dry state it should be mixed well with air-slacked lime, flour or some other powder diluent. The proportion of the Paris Green to be used will depend in a great measure on the tenderness of the plant to which it is to be applied. The strength varies from one pound of the Paris Green to twenty of the diluent to one pound to fifty of the diluent. The mixing should be thoroughly done before applying. This mixture may be applied with any of the patent insect blowers or guns, but a cheaper way is to place the powder in a thin cloth bag, where a slight agitation or jerk of the bag will sift the powder through the meshes of the cloth. If thought desirable to use in solution, which is really the most economical way, from one-quarter to one pound will be sufficient to add to fifty gallons of water, the quantity depending upon the tenderness of the foliage it is to be applied to.

A small per cent of paris green is soluble in water and it is this soluble portion that burns foliage. To prevent this it is advisable to add a little fresh lime water, made by slacking quick lime, to the paris green and mix up into a paste and allow to stand a short time before putting in the barrel of water. The action of the lime neutralizes the acid in the paris green that does the damage to foliage. The great objection by the public in using paris green is its very poisonous nature, but if it is handled carefully the danger is entirely done away with. For destroying potato bugs nothing has ever been found equal to paris green. Price of paris green 25 to 30c. per lb.

**Kerosene, Oil Emulsion**—This mixture is the best remedy to destroy sucking insects that has yet been discovered. It may be cheaply prepared, using either of the following methods: dissolve  $\frac{1}{2}$  lb. hard soap in 1 gal. of boiling water, remove this hot solution away from the fire and add two gallons of kerosene oil. The mixture should then be violently churned or agitated in some manner, so the whole mixture would become thoroughly emulsified. The agitation may cease when the mass has become creamy and thick. On cooling it assumes the form of a jelly-like substance. This may be kept an indefinite time and may be prepared for use at any time by mixing with water. One quart of the mixture will be sufficient to add to ten to twenty quarts of water. The strength of the solution necessary depending somewhat on the character of the insect to be destroyed and the tenderness of the foliage to be applied to. This emulsion may also be prepared by adding two gallons of kerosene oil to one gallon of sour milk and proceed in the same manner as described in the above formula. After thorough agitation the mixture will assume a thick buttery consistency. After prepared, this mixture may be diluted and used in the same manner as above. This mixture will not keep, however, like the soap mixture, but must be used promptly or it would sour.

**Tobacco**—Tobacco is a valuable insecticide for most classes of insects. It may be applied in a dry powder in the form of snuff or fine dust, or it may be boiled and made into a tea. It makes a splendid application to destroy plant life.

**Bisulphide of Carbon**—This is a clear, volatile liquid, poisonous and very inflammable. It is the best known remedy for destroying weevil or any other class of insects in grain, peas, beans, etc. The proper way to use it is to place the seed in a close receptacle and expose a small quantity of this liquid at the top of the container and carefully close so none of the fumes can escape. The gas that evaporates is heavier than atmosphere and goes downward, permeating every corner of the container. The quantity of this necessary will depend on how closely it may be confined. About one ounce or less is sufficient for a barrel of grain. This article is very cheap, and may be had for about 20c per pint.

**Bordeaux Mixture**—This mixture is made by dissolving six pounds of blue-stone in four or five gallons of hot water, then take four pounds of quicklime and slack with four or five gallons of water. Now dilute the copper solution by adding water to the amount of twenty-five gallons; then add water to your lime mixture to bring the quantity up to twenty-five gallons, then strain into the copper solution and stir the whole with a paddle. The mixture is then ready for use. The copper and lime mixtures may be kept in a strong solution as stock mixtures and reduced at any time it is to be applied. Bordeaux Mixture is the best combined insecticide and fungicide known. It is largely used for destroying potato bugs and for spraying all classes of fruits and vegetables to prevent blight.

**Slug Shot**—A practically harmless brown powder largely used for destroying potato bugs and other leaf eating insects. It is applied by dusting on plants lightly or by mixing in water and used in the spray. It is largely used in the place of paris green on account of its less poisonous nature. This is a valuable powder for destroying lice on chickens or for driving mites out of the hen house. We can supply this in 5 lb. packages at 7c. per lb., in 10 lb. packages at 5c. per lb.

**Bug Death**—This is a highly concentrated brown powder almost harmless to the higher animal order, but is very destructive to all classes of gnawing or eating insects. It is a valuable fertilizer as well, and it has been proven where it is applied to potato fields that it largely increases the yield. It may be used in a dry state by dusting on lightly or it can be mixed in water and used with a spray. It is largely used in spraying fruit trees to destroy scale and other injurious insects. We can supply this powder at 10c. per lb. Where large quantities are wanted prices would be much cheaper.



## THE LENOX SPRAYER.

The Best Cheap Sprayer on the Market. Carried on the Back Like a Knapsack. Can You Afford to be Without One?

WEIGHT WHEN FULL, FIFTY POUNDS.

The Straps are Provided with buckles and are adjustable to fit a man or boy of any size. It is also provided with a fine strainer cloth at the top where the liquid enters, to prevent leaves or dirt from getting into the Sprayer, thus impossible to clog up the nozzle. A man with one of these Sprayers will only use one-half the Paris Green that is required by the whisk broom or any other method, the spray being a mere mist. **No waste whatever.** No burning of the vines by large drops. **The most economical and perfect working apparatus on the market. It pays for itself by very little use.**

To be sure you do not burn the vines, always strain your liquid through two thicknesses of burlap (sacking). Your insecticide will be clear and do its work.

N. B.—We can supply extra attachments to these Sprayers at following prices: Brass Extension Nozzle for spraying fruit trees, \$2.00 each; Sprayer Attachment and Bulbs, \$1.50 each; Bulb, only 60c each. Live agents wanted to sell this valuable article.



## The Auto-Spray.

In our judgment this is one of the very best sprayers that is on the market today. The simplicity of its construction, and the substantial construction of the machine makes it one of the most satisfactory that we have ever seen in operation. The motive power that operates the spray is compressed air. The machine is pumped up like a bicycle tire. After the air is sufficiently compressed the force of it will force the water out through the nozzle in a splendid spray. This spray has nozzle, stop-cock and fittings turned from solid brass with deep cut threads, three ply rubber hose, pump and valve entirely of brass where they come in contact with the solution. All cast iron parts are malleable iron. The machine is fitted with an improved ingenious valve, take out and put in sleeve, which prevents damage or accident to the plunger and packing. This machine is adjusted so as to throw a real fine mist, or a coarser spray or a solid stream. It is valuable for washing buggies, putting out fire, washing off horses, window glasses, etc.; in fact it can be put to innumerable uses. If desired, we can furnish extension pipes made of brass in two feet lengths at 35c per length. Elbow connections of solid brass cost 35c each extra. Now by attaching these extension pipes the machine can be used to great advantage in spraying trees. This machine is not a cheap affair, but we are inclined to believe that it would pay every truck farmer to have one on his place.

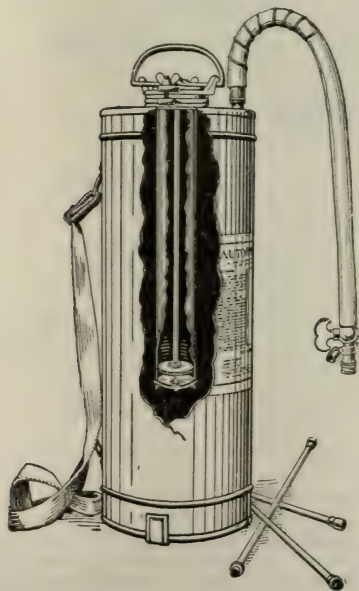
Price of Auto-Spray, brass tank, each \$5.00.  
 " " " steel " " 3.50.

Extension brass pipe, 2 feet lengths, 35c each.

Elbow connections, solid brass, 35c each.

**New Era Spray**—A small hand spray, holding from one to two quarts; works somewhat on the principle of a syringe. For a small garden or for flowers it is just the thing.

Price, only 75c each.



Length of Cylinder, 21 inches.  
 Diameter of Cylinder, 7 inches.  
 Weight, empty, 7 pounds.  
 Weight, loaded, 39 pounds.  
 Capacity, about 4 gallons.

## SUITABLE GRASS SEED MIXTURES FOR MEADOWS AND PASTURES ON DIFFERENT SORTS OF SOIL.

We are constantly in receipt of letters from Southern farmers asking us to give them a suitable mixture, or furnish a formula of some grass mixture, that would be suitable for a particular piece of land they have concluded to put in grass. We have given this subject a wide study with particular reference to what grasses that have shown themselves to be adapted to successful growth in the South; so we are publishing on this page a list of mixtures suitable for the different lands specified, that we believe will give satisfactory results to anyone undertaking them, but it is quite impossible in every instance to prescribe a grass mixture suitable to any particular piece of land except the local conditions were well known, and also the degree of fertility of the soil, etc. But any farmer interested in any grasses, either for forage or hay, should be willing on his own account to make some practical experiments.

Grass seed is the most deceptive article of merchandise in price imaginable, and it becomes a mere matter of confidence in placing an order as to quality, trueness of type, etc. It is such an easy matter to adulterate grass seed, and the incentive is so great with some disreputable dealers, that the legitimate dealers selling grass seeds are very much hampered. The farmers themselves are largely to blame for this, since most of them do not consider quality in purchasing, but will go from one place to another and buy where the cheapest prices are quoted. The grasses that enter into the mixtures shown on this page are the very best quality seed, and prices are made just as cheap as the market will permit at the time this catalogue was published; but since grass seed fluctuates very widely in price, it would be well for anyone who wishes to purchase any considerable quantity of these mixtures to write us for special prices, specifying plainly the quantity wanted. We would be very glad to write anyone interested in this subject, giving detail by letter on any point not made clear in this catalogue.

### MEADOW MIXTURES FOR ONE ACRE.

#### No. 1. On Good Land, Neither Too Dry nor Too Wet.

10 lbs. Red Top.  
5 lbs. Tall Meadow Oat Grass.  
10 lbs. Orchard Grass.  
2 lbs. Perennial Rye Grass.  
3 lbs. Timothy.  
1 lb. Red Clover.  
 $\frac{1}{2}$  lb. Alsike Clover.

31 $\frac{1}{2}$  lbs. Price per acre, \$4.00.

#### No. 2. For High and Dry Land.

5 lbs. Red Top.  
10 lbs. Tall Meadow Oat Grass.  
10 lbs. Orchard Grass.  
5 lbs. Timothy.  
1 lb. Red Clover.  
 $\frac{1}{2}$  lb. White Clover.

31 $\frac{1}{2}$  lbs. Price per acre, \$4.25.

#### No. 3. On Wet, Late Land.

10 lbs. Red Top.  
3 lbs. Creeping Bent Grass.  
5 lbs. Orchard Grass.  
2 lbs. Tall Meadow Oat Grass.  
2 lbs. Meadow Fescue.  
8 lbs. Timothy.

30 lbs. Price per acre, \$4.25.

### PASTURE MIXTURES FOR ONE ACRE.

#### No. 4. On Good Land, Neither Too Dry nor Too Wet.

5 lbs. Tall Meadow Oat Grass.  
3 lbs. Red Top.  
10 lbs. Orchard Grass.  
3 lbs. Perennial Rye Grass.  
7 lbs. Kentucky Blue Grass.  
2 lbs. White Clover.

30 lbs. Price per acre, \$4.50.

#### No. 5. On Dry Land.

5 lbs. Creeping Bent Grass.  
3 lbs. Tall Meadow Oat Grass.  
10 lbs. Orchard Grass.  
5 lbs. Timothy.  
5 lbs. Perennial Rye Grass.  
1 lb. Red Clover.  
2 lbs. White Clover.

31 lbs. Price per acre, \$4.75.

#### No. 6. On Wet Land.

10 lbs. Red Top.  
5 lbs. Orchard Grass.  
2 lbs. Meadow Fescue.  
5 lbs. Perennial Rye Grass.  
5 lbs. Timothy.  
5 lbs. Kentucky Blue Grass.  
1 lb. Alsike Clover.  
1 lb. White Clover.

34 lbs. Price per acre, \$4.50.

## SPECIAL MIXTURES.

Those desiring to plant grass seed in quantities, either for meadows or pastures, and who desire mixtures of some special grasses other than those above mentioned, may send in a list of their requirements and receive special prices on same. To those wishing to plant a quantity of grass seed, and to which none of the above grass mixtures seem to apply, may send in a description of the land that they desire to plant in grass seed and we will be pleased to make up a special mixture for same. It may be well to remember that it is always better to plant sufficient grass seed in the first instance, as a better sod is always obtained, and is more sure to be satisfactory.

AMZI GODDEN COMPANY.


# "PLANET JR." TOOLS FOR 1903.

Space will not permit showing and describing here all of the "Planet Jr." Tools, but we will send a beautifully illustrated catalogue free to any who desire it. "Planet Jrs." are standard machines—combining usefulness and durability with accuracy and ease of operation.

"Planet Jr." No. 4, Combined Hill and Drill Seeder, Single Wheel Hoe, Cultivator, Rake and Plow.—Special attention

is called to this wonderful tool, which combines a single convenient implement a perfect drill and hill dropping seeder. The hopper holds two full quarts and sows with great uniformity whether full or containing a single paper of seed. By removing one bolt the drill is detached and a tool frame substituted. It then becomes a single wheel hoe, cultivator, rake and plow. It is useful almost every day of the season and at every stage of garden work.

Price, complete.....\$10.50  
As a drill only..... 8.50



"Planet Jr." No. 3, Hill and Drill Seeder—This seeder is somewhat larger than the No. 4, the hopper holding three full quarts, but is not convertible to a single wheel hoe as the No. 4. Where much seeding work is to be done we would recommend this drill in preference to the No. 4, as the hopper not only carries more seed, but the driving-wheel is larger and has a broader surface, thus making it easier to work. The seed may be dropped in a continuous drill or in hills either 4, 6, 8, 12 or 24 inches apart, and the depth to which they are put is regulated. The covers may also be raised or lowered at will.

Aside from these features which are contained in both No. 4 and 5 also, all these machines have an iron marker that marks the next row while one is being planted. Much time is thus saved by using this drill, as it opens the furrow, drops the seed, covers them, rolls them and marks the next row all at one passage.

Price.....\$10.50

"Planet Jr." No. 5, Hill and Drill Seeder.—This drill is similar in every way to No. 3, with the exception that the hopper is larger, holding five quarts, and has a 16½-inch driving wheel. The main feature of these drills is the accuracy with which the seed is put down and the ease that the amount is regulated. In the No. 3 and No. 5 this is done by a rod running from the hopper to the end of the handle where an indicator gauge is situated, and thus enabling one to change the quantity of seed being dropped at an instant's notice.

"Planet Jr." No. 11, Double Wheel Hoe, Cultivator, Rake and Plow.—This very useful tool has 11-inch wheel, which can be set from 4 to 11½ inches apart; frame is of malleable iron, can be set at three different heights, and is arranged for quick arrangement of all tools. The handles are adjustable, and are undisturbed by changes of height of frame, width of wheels, or in the adjustment of the tools themselves. The design of the frame is novel, allowing changes of tools without the removal of the nuts from the standards. The variety of work possible with this machine is incredible, covering the whole range of wheel hoe work, both in the garden and on the farm, and has our unqualified endorsement. The machine is equipped with two 4-inch and two 6-inch hoes, four cultivator teeth, two 3-tooth and two 5-tooth rakes, and two plows.

Price, complete.....\$ 9.00

"Planet Jr." No. 12, Double Wheel Hoe, Cultivator and Plow.—This tool is identical with No. 11 Wheel Hoe, except that it is equipped with only two 6-inch hoes, four cultivator teeth and two plows. This number is a great favorite with market gardeners.

Price.....\$ 7.00

"Planet Jr." No. 16, Single Wheel Hoe, Cultivator, Rake and Plow.—This is an ideal implement for the small gardener. The wheel is 11 inches high, has a broad face and may be changed to either side of the wheel arm, thus making it possible to cultivate both sides of the row at a single passage, for the first or second working. A child can use it with ease and for this reason is almost indispensable for the family garden. It is equipped with two 6-inch hoes, three cultivator teeth, a 3-tooth and a 5-tooth rake, and one turn-plow.

Price, complete.....\$ 7.00

"Planet Jr." No. 17, Single Wheel Hoe, Cultivator and Plow.—Similar in every way to No. 16, except the rakes are left off.

Price.....\$ 5.00

"Planet Jr." No. 18, Single Wheel Hoe.—The frame and the wheel are the same as other wheel hoes, but is equipped with two 6-inch hoes only.

Price.....\$ 3.25

No. 19, Farmers' Single Wheel Hoe.—This is an entirely new hand cultivator that embraces all the good points of tools of this class, besides having many new features lacking in others. The wheel is of malleable iron, 14 inches high, with a surface 2 inches broad. The frame and the standard to which the cultivator teeth, plows, etc., are attached is very strong. It is equipped with one 3-inch cultivator steel, one 2-inch cultivator steel, one turn-plow, one 8-inch and one 10-inch sweep, and one wrench, thus enabling it to be used in all phases of garden work.

Price, complete.....\$ 3.75

No. 8 "Planet Jr." Horse Hoe and Cultivator.—Probably no other cultivating machine is so widely known as the "Planet Jr." Combined Horse Hoe and Cultivator. It is so strongly built as to resist incredible strain, yet is light and easy to handle. The frame is high and scarcely, if ever, clogs. The patent lever depth regulator, gives steadiness and absolute control of depth at all times. Every part is perfected to make the tool comprehensive to the intelligent farmer, who knows the best is always the cheapest.

Price, complete.....\$ 8.50

No. 9 "Planet Jr." Horse Hoe and Cultivator.—This tool is identical with No. 8, except that it has a plain instead of a lever wheel or depth regulating bar. It does excellent work, but is not as convenient in regulating the depth. Still it is a prime favorite with truckers and small farmers, and if given an intelligent trial will show itself to be of great value as a labor saver.

Price, with wheel.....\$ 7.40

Price, without wheel..... 6.65

**THIS IS ONLY A PARTIAL LIST** of the different styles and kinds of tools sold by us, and if you are in the market for any kind of hand or garden cultivators, one or two-horse walking or riding cultivators, disc plows, disc harrows, corn planters, etc., write us for descriptive catalogue and prices.

**WE SELL ONLY THE BEST.**

# FARM SEEDS.

## Grasses, Clovers, Forage Plants, Etc.

It must be understood that it is quite impossible in the limited space of a seed catalogue to give complete in detail all the information necessary to be followed in the successful growth of grasses and forage crops. Whole books are often written on one grass. So it will be our object to give in condensed form the most essential things only, which, if followed, ought to result to the satisfaction of the planter.

**We Furnish Special Information**—Any one interested who wants special and complete information concerning any particular grass or forage plant can obtain such by asking us.

**Preparation of Soil Most Important**—More than one-half of the failures in experimenting with grasses can be traced to improper preparation of the soil and improper ideas regarding fertilizing. A good rule to go by is to prepare land for grasses just as you do your garden before planting in the spring. Proper preparation is expensive, but will be found profitable in the long run.

**Of Special Interest**—Farmers who are interested in grasses and forage plants, truck gardening, etc., should subscribe to the "Monthly Southern Truckers' Guide" a monthly agricultural paper published in Birmingham, Alabama, by G. B. McVay. This paper can be had for 50 cents per annum and is certainly worth the money. It undoubtedly contains more complete information on grasses, forage plants, and gardening than any paper published in America. Everything is original matter, written by experienced men from practical observations. You should write for sample copy.

## Leguminous Forage Plants.

In order to clearly understand this class of plants it will be necessary to give a definition of what leguminous plants are. A leguminous plant is any plant that has the properties of enriching the soil where it is grown.

The plant food that is put in the soil by leguminous plants is nitrogen, the most essential and expensive ingredient in any complete fertilizer, guano or barnyard manure. This class of plants have the peculiar faculties of taking up enormous quantities of nitrogen from the atmosphere and storing it up on its roots. The roots of this family of plants are infested with millions of infinitely small micro-organisms and it is through the work of these bacteria that nitrogen is stored up. This bacteria feeds upon the roots of the plant. The common cow pea is an example of a leguminous plant.

**Special Notice**—If grass seed are ordered by mail one should add 10c. per pound extra to cover postage.

**Red Clover** (*Trifolium Pratense*)—Standard weight, sixty pounds to the bushel. Red Clover is one of the most important leguminous plants that is grown in a very large section of the United States. Its natural range of adaptability does not, however, extend very far south of Tennessee and Kentucky, still there are certain sections of the South where clover will be found profitable. These sections can only be found out through practical experiments. Should be sown either in the fall of the year, from September to December, or may be sown in very early spring. If sown by itself at least fifteen to twenty pounds of first-class seed should be sown to the acre broadcast. If sown with winter grain or other grasses one-half this quantity will suffice, but of course it will depend largely on the amount of other seed used in the mixture. Soil must be reasonably good, deeply broken and well fertilized and made fine and smooth by harrowing; seed should then be sown on top of freshly made seed bed and harrowed or rolled in. No cultivation is necessary. It should be cut for hay while in bloom and carefully cured. In most cases Red Clover should not be pastured the first year, especially when sown by itself, but could be grazed if used in a grass mixture. Red Clover, either green or in hay, is a valuable ration for all classes of live stock. When fresh it must be fed at first with care to prevent bloat. Besides its feeding value, Red Clover is a valuable fertilizing plant, putting quantities of nitrogen in the soil through the work of bacteria on its roots.



RED CLOVER.

Yield, two to five tons to the acre. Red Clover is a biennial, but in some sections is perennial. Lb., 15c; pk. of 15 lbs, \$2.00; bu., 60 lbs., \$7.00.

**Sapling Clover** (*Trifolium Medium*)—Sixty pounds to the bushel. The same description in every particular will apply to this clover as is given above for common Red Clover. There is very little difference in the two types of clover, except it seems that the Sapling Clover is a larger and more vigorous grower, and is no doubt better suited to poor soil than common Red, yet it produces a coarser fibre and a quality of hay much inferior. The same directions for sowing, culture, etc., will apply to this clover as indicated for common Red. Lb., 20c; peck of 15 lbs., \$2.50; bu. of 60 lbs., \$8.00.

**White Dutch Clover** (*Trifolium Repens*)—Sixty pounds to the bushel. A small spreading perennial clover, indigenous to most all parts of the United States. May be sown any time from September to March. It should be sown in the same manner and treated the same as Red Clover. It is not of much value by itself, but may be added to grass mixtures with advantage. Is extremely hardy, standing the hottest dry weather, remaining green when most other grasses have died out. For this reason is largely used for lawns or in lawn mixtures, where it seems to be especially adapted. White Clover is largely sown in some sections to provide a bee pasture. About ten pounds is sufficient to seed an acre, but if mixed with other grasses half this amount will do. Price per lb., 25c; by mail, 35c per lb.

**Alfalfa or Lucerne** (*Medicago Sativa*)—Sixty pounds to the bushel. Alfalfa is a valuable perennial, leguminous forage plant, having a very wide adaptation, and is grown with more or less success in every state in the union. When the plants appear above the ground they look very delicate and of a beautiful emerald green color. The plant grows upright and branching, and its leaves are smooth and three-parted, each part being broadest above the middle and rounded in outline. The plant produces, after it gets twelve to twenty-four inches high, bluish purple flowers in clusters distributed on different parts of its structure. When the plants first commence to bloom is the proper time to cut it for hay.

Loose sandy loam soils are best for Alfalfa. Such a soil should have a porous or gravelly subsoil. The soil must be prepared well to succeed with Alfalfa, a fine, smooth seed bed made, and it will be found advantageous always to fertilize the soil to give the young plants a start. Alfalfa may be sown in the South in early spring or fall but fall sowings are usually preferable.

No less than twenty to thirty pounds of first-class seed should be used in sowing an acre. Seed should be broadcasted on freshly plowed ground, harrowed in and rolled where possible. Alfalfa ought not to be pastured until about two years old, but may be cut for hay as often as it shows blooms. A well established field will last for fifty or more years. Its roots have been known to go down to the depth of over 125 feet. All classes of live stock are fond of Alfalfa, either green or cured. It makes the finest hog pasture known. Still, hogs relish the hay also.

Parties who are interested in Alfalfa to any extent will do well to write us for special information about this wonderful plant. It is impossible to go into details here, except we wish to say that a great deal of interest is being manifested in the growth of Alfalfa in certain sections of



ALFALFA.

Alabama. The sections that seem best adapted are the black prairie counties; still, other sections are making some progress in their experiments. We are satisfied that there are thousands of acres of bottom land on the Warrior and Tombigbee rivers, as well as other streams, where the conditions are ideal for Alfalfa. It must not be overlooked, though, that this plant will not survive an overflow or flourish on wet soils. Price, lb., 20c; peck, 15 lbs., \$2.50; bu., 60 lbs., \$9.00.

**Burr Clover**—This is an annual winter clover of the legume family and is much prized in a large section of the South for a winter pasture either by itself or in a mixture with winter grains. It is known botanically as *Medicago Arabica* and is a native of Europe. The plant belongs to the same family as Alfalfa and the bare seed is very much like Alfalfa, kidney shaped and light egg yellow color, but the seed of the Burr Clover are borne in a small tiny coiled up prickly burr. The seed are very difficult to remove from this burr so the seed obtained commercially is incased in this burr. These burrs contain from four to six seed where ripened under favorable conditions, but it is sometimes the case where a great deal of rain falls on the burrs before they are gathered, that the burrs will rot away, uncurl and most of the seed will be lost. Farmers should be careful to examine the burrs of this clover before buying because many times they will contain no seed at all.

If Grass and Clover Seed be ordered by mail add 10c. per pound for postage.

Burr Clover, after making its appearance above ground, is of a rich dark green color; the leaves are longer than red clover and always toothed above, and usually have a dark spot near the center. The plant produces small yellow flowers from April to June, after which the plants make seed and die out. The plants will reseed themselves, but no growth will ever be made from the old roots. The plant's chief value is its ability to fertilize the soil and afford a splendid pasture during the winter and spring for all classes of live stock. It is largely planted in the South on Bermuda sod to prolong the green period through the winter, and also to fertilize the Bermuda.

If Burr Clover be sown with winter grains it would be best to put the grain in with a grain drill, or at least plow in, then harrow smooth, sow the Burr Clover and harrow again. It is not thought advisable to cover the clover as deep as the grain ought to be covered. Burr Clover may be planted any time from August to November; early plantings are to be encouraged. The quantity of seed for an acre will depend largely on the quality of the seed and also whether the seed are to be sown by themselves or not. If it is to be the sole crop, from twenty-five to thirty pounds should be used in seeding an acre. But where sown with winter grain one-half this amount will answer. Price of seed, lb., 15c; by mail, 25c.

**Crimson Clover** (*Trifolium Incarnata*)—This is an annual leguminous forage plant, possessing



CRIMSON CLOVER.

much value as a fertilizer of soil and also affords valuable green forage throughout the winter and spring. It is often cut for hay, and when cured properly is not easily excelled. It is of extraordinary value to sow with winter grain when it is to be either pastured or made into hay. The seed of Crimson Clover resemble German Millet, only somewhat larger, more round and not quite so bright in color. The seed germinates very quickly and plants grow off rapidly. The character of foliage is very much like the Red Clover, differing principally in its bloom, that of the Crimson Clover being pointed or cone-shaped and of a brilliant crimson and scarlet color. The bloom is so beautiful that it is often grown in flower gardens for its magnificent effect. Crimson Clover does best on loam soils containing a good amount of sand. It makes satisfactory growth even on thin lands, but of course does better where a good amount of plant food is present. If thought advisable to fertilize, acid phosphate can be economically used, but it is doubtful if potash and nitrogen can be economically used except in a very poor sandy situation.

Crimson Clover may be sown in the South from August to November. Thorough preparation of the soil should be made. The quantity of seed necessary for an acre will depend largely on the quality of the seed, but since it is desirable to get a good stand we would recommend twenty to thirty pounds to the acre where sown by itself, but where sown with winter grains or other grasses half this amount would be sufficient. If hay is to be made cutting should ensue when the plant begins to

bloom. Crimson Clover is an annual, does not grow out from roots the second year, but must be planted every fall. Still if allowed to ripen seed will reseed itself. Price of seed, lb., 10c; pk. of 15 lbs., \$1.25; bu. of 60 lbs., \$4.50. If ordered by mail add 10c per lb. for postage.

**Melilotus** (*Bokhara Clover*)—This is a perennial clover, widely distributed over a large area of the United States. It grows wild and promiscuously over most parts of North America in sections termed prairie countries. It delights in lime lands, and will thrive well even on worn out places. It does not seem to be adapted to red, gravelly soil. Wherever Blue Grass, Clover and Alfalfa thrive Melilotus can be grown. The Melilotus plant is very much like Alfalfa in appearance, but grows more rapidly, produces a much larger stalk, and is not near so valuable as a hay plant. Melilotus is perfectly hardy in Alabama, and may be sown most any month in the year. The seed will lie in the soil and come up at the proper time. It is frequently sown with winter grain in the fall of the year. When the grain is cut off in the spring the clover will come out and be ready to cut for hay very shortly. It can be cut repeatedly if rains are plentiful. It makes a very fine hay if not allowed to get too large. A combination of Bermuda and Melilotus is sown very largely for producing a bee pasture. Melilotus is undoubtedly a valuable forage plant for enriching the soil, and especially is it valuable in such sections where other clovers do not seem to make satisfactory growth. Price of seed, lb., 10c; bu., 25 lbs., \$1.75. By mail, postpaid, lb., 20c.

**We Sell Everything that is Planted. Try Us.**

**Alsike Clover** (*Trifolium Hybridum*)—Sixty pounds to the bushel. A valuable perennial



ALSIKE CLOVER.

clover, growth of fine textile, more spreading and recumbent than Red Clover, matures later, has pinkish blossoms and does not make such large roots, nor do they penetrate so deep in the soil. Notwithstanding it seems to be harder than Red Clover, standing as much heat and decidedly more cold. Alsike Clover should be sown in the South from September to March; the sooner the better. It seems to be well adapted to clay and loamy soil, consequently would be well adapted to creek and river bottoms. The preparation of the land for Alsike is essentially the same as for common Red Clover, although it has been shown that Alsike will thrive on new ground with very little preparation. The quantity of seed for an acre will vary some, depending, of course, on the quality, and whether it is to be the sole crop or not. From ten to fifteen pounds should give a good stand. After soil has been made ready for the seed they should be broadcasted evenly and covered very slightly, care being exercised not to cover too deep. Alsike Clover is relished by all classes of live stock, and it seems that it will prove more valuable for a pasture than for hay, still it is largely sown with Timothy for hay. Price, lb., 20c; peck 15 lbs., \$2.50; bu. 60 lbs., \$9.00. By mail, postpaid, lb., 30c.

**Japan Clover** (*Lespedeza Striata*)—Twenty-five pounds to the bushel. A spreading, low-growing annual leguminous plant of the clover family. It is becoming well known in the South,

and is found growing wild everywhere, in woods, meadows, fence corners, etc. On poor land and in the woods its growth is not over two or three inches, but on very rich land will grow a foot to a foot and a half, affording an enormous quantity of pasture or an abundant crop of hay. The plant should be cut for hay when the field is covered with its blue blossoms. To cultivate Japan Clover the ground should be as clean as possible from all weeds and prepared thoroughly. The seed should be sown at the rate of ten to twenty pounds to the acre, broadcast on the freshly prepared bed and covered very lightly. Nothing is to be gained by sowing the clover earlier than March or April, as it is strictly a hot weather plant, and will not make any growth to amount to anything before June or July. Price, lb., 25c; peck of 6½ lbs., \$1.25; bu. of 25 lbs., \$4.50. By mail, lb., 35c.

## COW PEAS.

The best known and most profitable leguminous forage plant is the common Cow Pea. It has been observed for many years how Cow Peas will thrive on very poor land and during very dry weather. This is explained when it is known that the plant is kept alive and flourishing through the work of this bacterial growth on its roots. You can pull up a well matured pea vine at any time, and if removed carefully you can observe these balls or nodules of nitrogenous matter attached to the roots at different points by a light, thread-like connection.

The culture, growth and harvesting of the Cow Pea is too well known by the Southern farmer to dwell on here, only we want to impress on Southern planters the economical importance of the Cow Pea as a money making crop. It has been estimated by very conservative writers that the fertilizing value that accrues to a piece of land through having Cow Peas grown on it cannot be estimated less than \$4.50 per acre. This value is in the roots of the peas only. The crop, when harvested for hay and properly cured, brings from \$8.00 to \$12.00 per ton, and it ought to be an easy matter to get one and two tons per acre. The feed value of Cow Pea vines is very high, and it is the sorriest sort of economy to plow Cow Pea vines under for fertilization. The top crop is worth decidedly more for feed than it is for fertilization, and should never be turned under, except where the physical treatment given by such process would seem to justify such a procedure.

**If Cow Peas are ordered by mail, always add 10c per pint and 15c per quart extra to cover postage.**

**California Black Eye**—An extremely early sort, maturing peas in six to eight weeks. The pea is large, kidney-shaped and has a distinct black eye. It may be called a bunch variety, as it does not put out any long runners except when planted in corn. When planted in the open does not make any runners to amount to anything. It is very productive, yielding from ten to

twenty bushels of peas to the acre. Two crops can always be made and if seasons are favorable three crops can be taken off the same land in one season providing the first crop be planted in early April. In quality it surpasses them all. Price: Pt., 10c; qt., 20c; pk., \$1.00; bu., \$3.50.

**Unknown or Wonderful**—A very vigorous, rank growing variety, especially valuable for hay. Price: Pt., 10c; qt., 15c; pk., 50c; bu., \$1.50.

**Clay Pea**—The old standard variety, resembling the Unknown or Wonderful pea except the pea is somewhat smaller and more round. Price: Pt., 10c; qt., 15c; pk., 50c; bu., \$1.50.

**Red Ripper**—A very productive, vigorous growing sort, and is much earlier than either the Clay or the Unknown. Price: Pt., 10c; qt., 15c; pk., 50c; bu., \$1.50.

**Black**—A very fine variety for fertilizing purposes. The pea is much larger than either the Clay or Unknown and is pure black. Price: Pt., 10c; qt., 15c; pk., 50c; bu., \$1.50.

**Whippoorwill**—The old standard popular sort, bunch in character and very early. It is largely used not only in producing a pea crop, but hay as well. Its chief value lies in the fact that being so early two crops can be grown, or they can be planted late in the season and still mature. Price: Pt., 10c; qt., 15c; pk., 60c; bu., \$1.75.

**Kidney Vetch**—A perennial leguminous plant very much akin to clover. It is altogether different from other vetches in character of growth, appearance of seed, etc. It is well adapted to dry sandy soils, affording a splendid pasture either by itself or in a mixture. It is cured also for hay the same as Red Clover. Price of seed, lb., 25c; if by mail add 10c. per pound for postage.

**Tares or Spring Vetches** (*Vicia Sativa*)—The seed and growth of this Vetch is very much like the Sand or Hairy Vetch. It differs mainly in being unsuited for sowing in fall of the year. It does not resist cold like the Sand Vetch and must be sown in early spring. This type of Vetch answers the same purposes of Cow Peas and being more hardy can be sown much earlier in the spring. Tares or Spring Vetches can be used for every purpose that Cow Peas can. Price of seed, lb., 10c; if by mail add 10c. per pound for postage.

**Sand or Hairy Vetch** (*Vicia Villosa*).—This is the true winter Vetch that is coming into such large use throughout the South. This type of Vetch corresponds to Cow Peas and is used for every purpose which the Cow Peas may be. It has the advantage over Cow Peas on account of its being a winter growth. Winter Vetch may be sown any time from August to November, the sooner the better. If sown by itself, twenty-five to forty pounds should be used in seeding an acre, but if sown with winter grain one-half this quantity would answer. It is sown mainly for a winter pasture but is used also for hay. It has the properties of enriching the soil the same as Cow Peas. Better results will be obtained if thorough preparations be made before sowing. If sown with grain, the grain ought first to be put in with a grain drill or plowed in, the Vetch then sown on top and harrowed in. Vetch will thrive on soil too thin to produce grain, consequently it is valuable to the Southern farmer in restoring old worn out land, prevent it from washing, etc. The plant is of a crawling or creeping nature, much like Cow Peas, only the foliage is of a fine texture and the stems not so woody. Price of seed, lb., 15c; if by mail, add 10c. per pound extra for postage.

**Velvet Bean**—A wonderfully vigorous growing leguminous forage plant possessing great value as a fertilizer plant, is used extensively as a green forage crop and no small quantity is made into hay. It may be used for every purpose that a Cow Pea can. It takes much longer to mature and ought to be planted very early in the spring to get the best results. The plant is an enormous runner, a single vine often producing runners forty to fifty feet long. It is difficult to harvest for hay on account of its rank growth and of course is not easily cured for hay. It may be grazed profitably, stock being turned in about frost. The bean does not mature until very late and it is not often that seed can be saved except in Florida and extreme Southern Alabama. The dry bean is large, brown speckled, almost round and about the size of a Wren's egg. A great difference of opinion exists regarding the quantity necessary for an acre. If sown in drills and cultivated one peck would probably be enough for an acre, but when sown broadcast like pea from a half to a bushel should be used to the acre. Farmers will make no mistake in experimenting with this wonderful plant. Price: Pt., postpaid, 20c; qt., 35c; bu., \$2.00.

**Soja Beans** (*Glycine Hispida*).—Another valuable leguminous forage plant, which is coming into general use throughout a much larger section of the United States than even Cow Peas. It has great properties of enriching the soil, in like manner to other leguminous plants. It is principally used in the South for fertilizing purposes, although considerable of it is made into hay and no small quantity is cut and fed green. The hay is very nutritious as likewise the bean when matured. The bean when dry resembles somewhat an English Pea only a little larger, of waxy like color, and of a sweet and very agreeable taste. Experience has proven that Soja Beans may be planted in like manner and at any time one would plant Cow Peas. Soja Beans, however, are mostly planted in drills, and given some cultivation. They are rarely ever sown broadcast. This plant should be cut for hay when the pods are in the green state, at which time it produces a wonderfully nutritious hay. This cutting should take place when the beans in the pod are about half grown. We strongly urge upon farmers the importance of further experiments with this valuable forage plant. Price of seed, pt., 10c; qt., 25c; pk., 75c; bu., \$2.50; if by mail add 15c. per quart extra for postage.

**Giant Beggar Weed**—Another leguminous forage plant, grown extensively in the state of Florida, not only for fertilizing purposes, but for producing hay as well as green forage. This plant will subsist on very thin, sandy land, attaining a marvelous rank growth where no other vegetation seems to thrive. This is due of course to the plant's ability to utilize the free nitrogen of the atmosphere through the work of bacteria on its roots. This plant has renovated and is bringing into cultivation thousands of acres of land in Florida that heretofore was a mere waste. The seeds of Beggar Weed should be planted in very early spring. It may be sown broadcast like millet, or may be planted in drills. It will usually grow to the height of two or three feet and if put on good soil will grow even much higher. Ten to fifteen pounds of seed is usually sown to the acre. Price, per pound 25c. If ordered by mail add 10c. per pound extra for postage.



**Peanuts**—The growth and culture of Peanuts is too well understood by Southern farmers to be dwelt on here. We wish merely to impress the farmer of the money that is possible of being made in the cultivation of the Peanut crop. There is always a ready market for all varieties of Peanuts, and since they are successfully grown on almost every class of soil, their growth is to be encouraged. More attention is being paid to Peanut growing now than formerly for the reason that most farmers have been made acquainted with the importance of this plant for producing hay, not only to be fed to cattle, but to hogs as well.

**Spanish Peanuts**—Largely planted for making hay. Is enormously productive, producing its fruits near the surface and in large quantities. The vines may be pulled up without losing any of the nuts. Will cure easily and afford a magnificent hay. Qt., 10c; pk., 50c; bu., \$1.75.

**Virginia Peanuts**—The standard large white Peanut grown universally for market. Qt., 10c; pk., 50c; bu., \$1.75.

**Large Red Peanuts**—A very prolific, splendid sort of excellent flavor. They are much more preferable for home consumption than any other. Qt., 10c; pk., 50c; bu., \$1.75. If peanuts are ordered by mail add 10c. per qt. for postage.

## GRASS SEEDS.

**Orchard Grass** (*Dactylis Glomerata*)—A valuable perennial grass for the South, suitable either for permanent pasture or for hay. Most any soil that will grow a good crop of oats will be suited for Orchard Grass. The soil must be thoroughly prepared, made fine and smooth by harrowing; the seed should then be broadcasted and harrowed in and rolled where possible. The proper time of the year to sow Orchard Grass in Alabama is either in early fall or early spring. The quantity of seed for an acre will depend largely on the quality, but no less than two bushels of good seed should be used when it is to be the sole crop. If sown with grass mixtures or other seeds much less will answer. Orchard Grass should be cut for hay when the seed heads have assumed a light straw color. On good land it should yield two to three tons to the acre. Price, lb., 20c; pk. of 3½ lbs., 60c; bu. of 14 lbs., \$2.25.



ORCHARD GRASS.

**Bermuda Grass** (*Cynodon Dactylon*)—This grass is a low creeping perennial, very tenacious and spreading, and has great power to withstand hot and dry situations. The grass is propagated mostly by cutting or sets, as it does not seed in this country, only sparingly in southern Texas. Consequently what seed is used in this country is imported either from South America or Australia. The most rational and cheapest way to get a start of this grass is to secure some good sod, prepare your ground well and set out clumps say eight inches apart each way. It will soon cover the entire surface with a perfect carpet. If it is not possible to get good sod unmixed with other grasses better use the seed, which may be either sown in the fall with Blue Grass or in the spring by itself. Seed sown in fall will not germinate before following spring, when weather gets warm. It requires from four to six pounds of Bermuda seed to sow an acre. The ground must be prepared well, like you were fixing a bed of lettuce, seed broadcast and covered lightly and rolled. The seed are of low vitality, and a thick stand may not be expected, but if one plant makes its appearance every foot apart a good stand will be the result. Price of extra clean Bermuda 75c. per pound. If ordered by mail add 10c. extra for postage.

**Perennial or English Rye Grass** (*Lolium Perenne*)—This grass has been introduced in the South the past few years and has proven valuable in grass mixtures for permanent pastures. It is of very quick growth, affording in connection with other grasses not only valuable green forage, but will yield when cut in bloom a large quantity of hay. It has given good satisfaction in wood meadow pastures and we can strongly recommend it for this purpose. On good land it will grow from 1½ to 2 feet high. From 40 to 60 lbs. of seed should be used in seeding an acre; that is, where used by itself. If sown in mixtures much less quantity would suffice. Price lb., 15c; per bu. of 14 lbs., \$1.50.

**Italian Rye Grass** (*Lolium Italicum*)—This grass resembles English Rye Grass considerably, the most notable difference being that in most cases it is an annual and of course will not last as long. It is a very valuable vigorous growing grass suitable for furnishing in very short time a splendid green pasture. It forms a good turf and stands the dry weather remarkably well. This grass can be sown to success either in the fall of the year or very early spring. On rich land it will grow from 2 to 3 feet high. From 40 to 60 lbs. of seed should be used in seeding an acre. Price per lb., 15c; per bu. of 14 lbs., \$1.50.

If any Grass Seed be ordered by mail add 10c. per lb. extra for postage.

**We Sell Everything that is Planted. Give us a Trial.**

**Kentucky Blue Grass** (*Poa Pratensis*)—The most valuable pasture grass in existence in sections of the United States where conditions seem to be right for its successful growth, but south of Tennessee and Kentucky it is not always a success. The causes for this are not clearly understood, but is usually supposed to be due to deficiency of soluble lime. It is known at least that in Alabama Blue Grass does not seem to root deep enough to enable it to withstand a long dry, hot spell in August. A great deal of Blue Grass is used in Alabama for lawns in cities, where it is possible to keep it watered during the dry periods. This grass is used also with success in grass mixtures sown for permanent pastures. Soil must be rich to grow Blue Grass, and must have been properly prepared by deep plowing and thorough pulverization. Blue Grass should always be sown in the fall of the year. The quantity of seed necessary is no less than thirty or forty pounds of the best quality to the acre. The seed after sowing must be covered very lightly, and ought always to be rolled. A top dressing of bone meal will be found very advantageous every season. Price, fancy cleaned seed, lb., 15c; bu. of 14 lbs., \$1.75.

**Awnless Brome** (*Bromus Inermis*)—A rapid growing perennial grass suitable in the South for either hay or pasture, but we are inclined to believe that its greatest mission in the South is for a winter pasture. It will stand extremes of cold as well as drouth, and since it is a rapid grower ought to be of much value to the Southern farmer. The soil for this grass should be prepared in same manner as for Orchard Grass, and at least thirty to forty pounds of seed used in seeding an acre. Price, lb., 15c.

**Timothy** (*Phleum Pratense*)—Forty-five pounds to the bushel. The standard grass in America for hay, used, however, in some sections largely for pasture. It is a rapid growing annual grass, but may be said to be perennial in its character in some sections. The soil best adapted to Timothy is a rich loam, and it does not seem to succeed on very thin or sandy soil. Soil that is to be sown to Timothy should be thoroughly prepared before seeding. The proper time of the year to sow Timothy in the South is unquestionably in the fall of the year, still it is grown with more or less success in very early spring. The quantity of seed necessary to seed an acre will depend on the quality; but where it is to be the sole crop about fifteen pounds or one-third of a bushel should yield a good stand; but of course if used in a grass mixture much less should be used. The seed should be sown broadcast on a fresh seed bed and covered very lightly. Timothy usually matures hay in the South by the middle of June, and should be cut when in bloom, before the seed becomes thoroughly ripe. Price of fancy cleaned seed, lb., 10c; pk. of 11½ lbs., \$1.00; bu. of 45 lbs., \$3.50.



TIMOTHY.

This is one of the most valuable grasses for winter pasture that can be grown in the South. It is found distributed over a great many sections of the Southern country, but more of it is found in the prairie States than elsewhere. It is the standard grass in Texas for winter pasture, and is found growing there on large areas of prairie ground, and forms the sole grazing crop for cattle in winter. It is a grass of remarkable vitality, produces long, strong, vigorous roots, penetrating deep into the soil, standing the most adverse weather, either hot or cold. Whenever hot, dry weather kills it down, just as soon as the rains come along it will sprout out again in a few days, affording an excellent green crop of grazing, very digestible and relished by all live stock.

Rescue Grass is usually sown in the fall of the year, from August to the middle of October. The ground should be thoroughly plowed and made smooth by harrowing. The seed should then be sown broadcast and covered to a depth of about one inch. The quantity of seed to sow an acre will vary somewhat on the quality of seed, but it is usually advisable to sow 25 to 40 pounds to the acre in order to get a thick stand. It is very spreading, and shortly after it comes up will form a permanent sod, capable of standing any amount of grazing. The first year after sown it will furnish considerable grazing in the winter and into the spring, and if stock is taken off it by the first of April it will grow out rapidly and yield an abundance of valuable hay. The hay should be cut when it is in bloom. It is very easily cured, and possesses a high feeding value with all the proper constituents. It is used largely in the South as a sand and soil binder, consequently it is valuable for sowing on the banks of ditches or embankments to prevent washing. Price of seed per lb., 20c.



KENTUCKY BLUE GRASS.

Satisfied Customers are our Standard Advertisers.

**Annual Sweet Vernal** (*Anthoxanthum Odoratum*)—An annual quick growing hardy grass, largely used in pasture mixtures for imparting flavor and odor to a hay crop. It is relished by stock and when only a slight quantity is used in a pasture enhances the value of the entire hay crop. From three to five pounds of seed ought to be used to the acre. Price: Lb., 15c.

**English Blue Grass or Meadow Fescue** (*Festuca Pratensis*).—Meadow Fescue is one of the finest perennial grasses grown in America. It is a very hardy grass, producing an abundance of foliage, leaves much broader than ordinary blue grass, much thicker and containing considerable more fattening properties. It is very hardy in the South, and is about the only grass outside of Bermuda that seems to thrive, even in hot dry weather.

The soil best adapted for the successful growth of Meadow Fescue is any class of soil that will grow successfully other grasses or crops of grain.

In preparing the soil for a crop of Meadow Fescue, it will be necessary that the soil be stirred well and made fine by cross harrowing. This preparation should ensue whether it is sown by itself or whether it is sown with other grass mixtures.

The seed should be sown broadcast on a freshly prepared seed bed, and covered lightly with a harrow. Still, since it is a hardy germinator, it will come up if planted much deeper than some other grasses.

The quantity of seed to sow an acre will depend somewhat on the quality of the seed. It may be safe to set down the correct quantity as two bushels, or say fifty pounds. This quantity applies of course when it is sown by itself, but if it be sown with winter grain or other grass mixtures, much less of course, will have to be used.

The proper time to sow Meadow Fescue, especially in Alabama, is undoubtedly the fall of the year. The roots of this grass penetrate to twelve or fifteen inches into the soil, hence its ability to stand dry weather and drought.

The proper time to cut this grass for hay is when it is in full bloom and the head stalk is beginning to turn a straw color. A thick stand of this grass will ordinarily yield three tons of valuable hay to the acre. We strongly recommend its use to the farmers in Alabama. Price of seed: Per lb., 15c; per pk. of 6 lbs., 75c; per bu. of 24 lbs., \$2.50.

**Tall Meadow Oat Grass** (*Avena Elatior*)—Eleven pounds to the bushel. A tall growing perennial grass, with flat leaves and long narrow panicles. It has proven very hardy in Alabama, and may be sown to success either in the fall or spring. If sown in the fall it will grow to be three or four feet high by June and be ready to cut for hay as soon as it blooms. Any good soil will grow Oat Grass, and it does much better where the soil is well prepared; still, it has been shown that it will do well in woodland pastures where it is not possible to make perfect preparations. Meadow Oat Grass is frequently cut green and fed to stock, and a good stand will yield two to three cuttings in a season, producing two or three tons of valuable hay. We are inclined to believe that its chief merits lie in its ability to furnish abundant succulent pasture. About thirty pounds of seed is necessary to seed an acre. Price of seed: lb., 15c.

**Johnson Grass** (*Sorghum Halapense*)—A valuable forage and hay plant, distributed largely over the Southern States and is known by various names in different localities, some of which are Means, Cuba, Syrian, European Millet, Green Valley, Guinea Grass, etc.

Where Johnson Grass is scattered lightly over a place it is not profitable, and of course is a bad pest, interfering with the growth of other crops. But where it has been planted on a piece of suitable land it will yield more hay and bring in more money than most anything that can be grown on a farm. A well established plot of Johnson Grass may be cut several times in a season, if plenty of moisture is present, and ought to afford three or four tons of valuable hay to the acre, which would represent a commercial value of anywhere from \$10 to \$15 per ton.

There is a great demand for the hay, as it is more eagerly relished by all classes of stock, and especially horses, than any other hay.

The seed of Johnson grass may be sown either in the early fall or early spring. If sown in the early fall it will make some growth before cold weather sets in, and where the tops will be killed down by the very cold weather, the roots will remain dormant, and will grow out just as soon as springtime comes. It is sown quite frequently in the fall of the year, broadcast in cotton or corn at the last plowing, but one must bear in mind that when you once sow a piece of land in Johnson Grass you have to make up your mind to leave it there as a permanent crop. It is questionable whether it is best to sow Johnson Grass seed in the fall or early spring, as very good results are always secured by sowing in the spring after all danger of heavy frosts is over. The ground should be well prepared by deep plowing and thorough harrowing. The seed should be sown broadcast and harrowed in.

The quantity of seed to sow an acre will vary, owing to the quality of the seed. If the seed are good, plump, ripe and free from chaff, one bushel will ordinarily give a satisfactory stand. Still we always recommend sowing two bushels, because it is desirable to yet a thick stand of Johnson Grass, when the quality of the hay will be much better, and of course the yield will be much greater.



ENGLISH BLUE GRASS.



JOHNSON GRASS.

Johnson Grass furnishes a valuable pasture for any kind of live stock, as well as hogs, but it appears to have more value as a hay plant, as the pasturing of stock and hogs has a tendency to kill it out.

The hay should be cut when the plants are coming into bloom, at which time the stalks, some of them, will be very large, will also be tender and succulent and make an excellent quality of hay. The hay should be cured as you would sorghum, only it cures much quicker, and there is not so much danger of losing any of it.

Johnson Grass will succeed well on most any kind of soil, but it appears to do better on a heavy soil, and is admirably adapted to bottom land. We consider Johnson Grass the most valuable hay crop that can be grown in the South on account of its peculiar adaptability to the Southern country, standing any amount of hot, dry weather without serious injury.

When Johnson Grass is once well established on a plot of ground it will last for an indefinite period, but it is advisable that the grass be thoroughly plowed up every spring after all danger of freezes are over, as breaking of the roots induce them to sprout more freely, and when a very good stand is not present a few more seed may be put in to good advantage. Price of Johnson Grass seed, extra cleaned, free from chaff, per lb., 15c; per bu. of 25 lbs., \$2.50.

**Red Top or Herd Grass** (*Agrostis Vulgaris*)—The soil best adapted for the successful growth of Red Top or Herd Grass is any soil that will grow other grasses or good crops of grain; but it is peculiarly adapted to damp situations, and makes its best growth on low, wet lands, and its ability to stand any amount of overflowing has caused it to be exclusively used throughout the South.

Its chief value is as a pasture grass, although it is largely used in some sections for hay.

The preparation of the soil for Red Top is an important item. Since the seeds are so small it becomes necessary, in order to produce an even, uniform stand, to have the soil in a well pulverized condition before the seed are sown. When it is to be the sole crop the ground should be broken deep and cross harrowed to remove all lumps and rough surfaces. The seed should then be sown broadcast on the freshly prepared seed bed, covered very lightly and rolled where practical. The quantity of seed to sow an acre will depend altogether on the quality of the seed sown.

When the chaff seed are sown, even of fair quality, it will require at least four bushels to produce an ordinary stand, but if fancy cleaned seed are used from 6 to 10 pounds will be ample for seeding an acre.

The proper time of the year to sow Red Top is anywhere from the first of August to the first of November, or it may be successfully sown in very early spring. The time to sow will depend, of course, on what is desired in the resulting crop. If it is intended as a winter pasture of course it is necessary to sow in the fall of the year; but if it is intended only for a hay crop it may be advisable to sow in the early spring. The early spring sowing would also furnish some pasture, even before time to cut the crop for hay. These seeds may be sown by themselves or mixed with other grasses. The proper time to cut it for



RED TOP OR HERD GRASS.

hay is when it is in the bloom and the seed stalk has begun to turn a straw color. Price of extra clean seed, per lb., 15c; per pk. of 3½ lbs., 50c; per bu. of 14 lbs., \$1.75. Seed in chaff: per lb., 5c; per pk. of 3½ lbs., 20c; per bu. of 14 lbs., 50c.

**Rhode Island Bent** (*Agrostis Canina*)—This grass is very much like Red Top or Herds, and may be handled in the same manner. It is more creeping and recumbent in its character than Red Top, of somewhat finer texture, and on account of being a rapid grower is much used in lawn mixtures. There is nothing better for damp, wet situations. Price, lb., 20c; bu., 14 lbs., \$2.50.

**Creeping Bent** (*Agrostis Stolonifera*)—This grass is very much like Rhode Island Bent and Herds Grass. It is a very quick grower, low creeping in character, and consequently valuable as a soil and sand binder. Valuable for sowing on embankments, terraces, etc., to prevent washing. Largely used in lawn mixtures for the carpet-like effect it gives to grass mixtures. Price of seed, lb., 20c; bu., 14 lbs., \$2.50.

To parties intending to establish pastures and meadows, and who have had little practical experience in this matter, we would recommend subscribing to **The Monthly Southern Truckers' Guide**, a valuable monthly farm magazine, published at Birmingham, Ala., by G. B. McVay.

Nothing but subjects of vital interest to the Southern trucker and farmer are taken up, and these are thoroughly digested, and not merely summarized, as is usually the case. From time to time appear articles from competent and experienced writers that treat on the more important branches of horticulture and entomology, not to mention the articles on "How, When and What to Plant" that appear each month, giving an outline for farm and garden operation for the ensuing month.

Send for sample copy and see if each number is not worth the subscription price of 50 cents per year. Sample copies mailed free upon application to

**G. B. McVAY, Publisher, Birmingham, Ala.**

## SEED GRAIN.

**Burt Oats**—An extremely early heading oat, maturing in about ninety days, thus affording very early in the spring wholesome food for all classes live stock. Bu. 75c.

**Texas Red Rust Proof**—The best sort of main crop when you get Texas grown oats. Great frauds are practiced in supplying common Western oats for this variety. We guarantee to supply the genuine article. Bu. 75c.

**Winter Rye**—One of the best and most popular of all the winter grains for pasture. We can supply the genuine Black Winter Rye. Sow from one to two bushels to the acre from August to November. The seed ought either to be put in with a grain drill or ground broke well and plowed in. Price, bu. \$1.00.

**Winter Barley**—Used for the same purpose as Rye. Plant in same manner. It is relished more by live stock than Rye but requires better land. Bu. \$1.00.

**Winter Turf or Grazing Oats**—A great success planted in the fall but care must be taken to put them in deep and early enough to prevent severe winter freezing from injuring them. They produce a splendid winter pasture either by themselves or in a mixture with other winter grains. If stock be taken off in spring they will come out and produce a splendid crop of oats. They produce an enormous turf, especially after grazing commences. Sow two bushels to the acre but if mixed with other grain one-half this quantity would answer. Bu. 75c.

**Wheat**—We handle choice Southern grown winter wheat of the following sorts: Early Red May, Fultz, Purple Straw or Blue Stem, Currills Prolific, Red Prolific, Moore's Early, Poole and Fulcaster Bearded. All are smooth head wheats except the Fulcaster, which is bearded. Price bu. \$1.25.

## MISCELLANEOUS FORAGE PLANTS.

**Sorghum**—One of the most profitable hay plants that can be grown in the South. If properly handled nothing produces more wholesome hay. Sorghum may be sown any time from April to middle of August. Two cuttings can always be made and sometimes three or more if very seasonable. If sown broadcast alone one and a half to two bushels should be used to the acre. If sown with peas one-half this amount would do. If planted in drills a peck to half bushel will answer. If grown for syrup only about half peck is required to the acre. Farmers in growing for syrup will find it profitable to save the seed as ready sale is always found for them. Sorghum should be cut for hay where it begins to form heads. Great care must be exercised in curing to prevent damage or injury from overheating. The object being to prevent the product becoming sour. Sorghum is very exhausting on land and will not prove profitable on thin land except it be fertilized.

**Caution**—It is dangerous to pasture sorghum especially with cows. Many have been killed by grazing on green sorghum. It is unprofitable to feed green, better always cure it.

There are many types of sorghum. The Amber is earlier, makes a smaller stalk and said to be the best for hay. The Orange makes a larger stalk and very sweet fine hay, but is not so early as Amber. The Red Top makes the most vigorous growth of any, very large stalky growth, fine for syrup and will of course produce good hay but is much later than the other two sorts. Price bu. \$1.25.

**Kaffir Corn**—The growth of Kaffir Corn is almost identical with sorghum, is used for the same purposes only it belongs to the non-saccharine sorts and contains but very little sugar. It may be used for every purpose that sorghum is except for making syrup, but has not been proven to be as well suited to the South as sorghum. Price bu. \$1.25.

**Teosinte** (*Reana Luxurians*)—A tall annual, with long and broad leaves, closely resembling common corn in appearance and habit. There is only one species, but is said to be several varieties in South American countries. This plant, like Kaffir Corn, belongs to the group of non-saccharine sorghums, but is widely different in habits of growth. It is enormously branching in its growth, and a single stalk has been known to bear as many as sixty suckers. It grows slowly at first, but after the plants become older will rapidly throw out suckers with a great mass of long slender leaves. Teosinte produces small ears, enclosed in a husk, around every top joint. The seed are very peculiar, being somewhat three-cornered, about half the size of a grain of corn, grayish brown in color and so hard that they cannot be mashed with the teeth.

The seed should be planted in drills like corn, only much thicker, just as soon as the weather begins to get warm in the spring. The soil best suited to Teosinte is any soil that will produce good crops of corn, and it may be cultivated in like manner to corn. It can be cut repeatedly and cured for hay, and when cut will grow out remarkably quick, especially so if seasonable. Stock are very fond of it, either green or cured. About ten pounds of seed will suffice for an acre in drills. Price of seed usually about 75c. per lb.

**German Millet** (*Panicum Germanicum*)—A quick growing, valuable hay plant largely used in all sections of the United States. Sow one bushel to the acre from April until the middle of August. The soil should be good and well prepared before sowing. In buying seed farmers should be careful to buy only the Southern grown German Millet. The Western Millet makes a small head and does not get high enough to cut except on very rich soil. Millet is unsuited for grazing, but produces valuable hay when cut about the time it comes to head. If cutting be delayed too long the product will be tough and woody. Price of seed, \$1.50 bu.

**Hungarian Millet**—This Millet may be treated in the same manner as German Millet. It is a smaller type, does not make as much foliage and requires richer soil. The seed are smaller than German Millet and are dark in color. This type is often sown in bottom land to produce early grazing. Price of seed, \$1.50 bu.

**Pearl or Cattail Millet** (Note)—This forage plant is found catalogued by Northern seedsmen as *Pencillaria* or *Mands Wonderful Forage Plant*, and is sold by them at \$1.00 per pound. Hundreds of Southern farmers have been swindled by buying this seed under fake names. Pearl Millet is a most wonderful and valuable forage plant for the Southern farmer, affording an enormous amount of green fodder very early in the spring. It suckers out enormously, grows rapidly, and may be cut repeatedly and almost an indefinite number of times if seasonable. It should be planted like sorghum in drills, and treated the same way. More good can be obtained by feeding green. It can be made into fodder, but powders up badly when dry. Pearl Millet should be put on good ground. It may be planted from April until August. In appearance it resembles sorghum in its growth. It bears its seed in a long conical shaped head, like the cattail of the swamps. Price of extra clean seed, lb., 10c; if by mail add 10c per lb. extra for postage.

**Dwarf Essex Rape**—A valuable forage plant that may be sown the same time as turnips. Still it succeeds better sown in the fall of the year. In character of growth it is very much like turnips, only produces a much ranker growth, and does not make any root. Its chief value is for a green pasture for hogs and sheep, still it is valuable for all classes of live stock, but care must be exercised in pasturing it to prevent bloat in cattle. The seed are not unlike turnip seed, and the directions for preparing the soil would be the same as for turnip. The quantity necessary to seed an acre broadcast would be from five to six pounds. Price of seed per lb., 10c.

**Buckwheat**—Fifty-two pounds to the bushel. Buckwheat is not extensively grown in the South, still considerable of it is planted for the purpose of affording a pasture for bees. Besides furnishing a pasture for bees, it is valuable also to turn under as a green manuring crop. The seeds should be sown broadcast in June or July, one bushel to the acre. Price of seed, pk., 75c; bu., \$2.00.

**Chufas**—This is an underground product growing near the surface, and easily reached. The plant resembles some green forage grass, and produces a delicious small nut, resembling the almond in taste. They are much sought after by hogs, and are largely used in some sections for hog pasture. The nuts are very rich in fat producing matter, and it may be said to be very economical as a hog pasture. Nuts should be planted in the early spring, about one to every four or five inches of drill, and covered to the depth of one to two inches. Price of seed, pk., \$1.25; bu., \$4.00.

**Broom Corn**—Much interest is being manifested by Southern farmers in the growth of Broom Corn brush for market. Parties who have made the experiment report a very profitable business, as there is an unlimited demand for good brush at a very high price. It is not possible in the short space in this catalogue to enter into a discussion of growing Broom Corn for the open markets. We have special information on this subject which we would gladly mail to interested parties. Price of seed usually about \$2.00 per bu.

**Wild Rice**—An aquatic plant used considerably in the South, planted in lakes and shallow situations for the purpose of attracting game, fish, etc. The seed should be planted in the fall of the year or very early spring. The method of planting is to soak the seed in water for a day and night, drop them on the surface of the water, and they will sink to the bottom. It is usually advisable, however, to roll the seed into little mud balls and drop them into the lake at short intervals in the shallowest part of the lake. It does not seem to succeed in the lakes and situations where the water remains for any considerable length of time over three or four feet. Price of seed, lb., 25c.

**Sunflower** (*Mammoth Russian*)—Sunflowers are being largely planted in some sections of the South for producing food for chickens. They are no trouble to grow, requiring no cultivation, so the economy in growing it for your chickens is very plain. Price of seed, per lb., 10c.

---

**NOTICE.**—The prices of Grass and Clover Seeds, and also the seeds of forage plants, is f. o. b. Birmingham, unless otherwise specified. When ordering Grass and Clover Seeds by mail always add 10 cents per pound extra to pay postage. Unless this is observed the quantity of seed will be reduced to cover postage.



NOTICE.

The varieties of flower seeds here listed are of the finest German and American strains and are certain to prove satisfactory providing they receive proper cultivation. Always bear in mind that flower seeds are not as hardy nor have they the vitality of ordinary vegetable seeds. Therefore, careful attention should be given to planting the seeds and to resetting the young plants. Those seeds that require very early planting may be started in boxes covered with glass. The glass will draw the heat from the sun and also keep out the cold winds. **Water moderately.** Never let the soil get too wet or the seeds will decay. Always cover flower seeds as lightly as possible and then press the earth firmly on them. A larger per cent will then germinate and grow off much quicker. All flower seeds will be ready for shipment about December 1. All varieties marked \* are climbers.



ABUTILON

**Abutilon, (Flowering Maple.)**—A very ornamental and free-blooming plant suitable for either out or indoor culture. The flowers are large, bell shaped, and of many rich colors. Hybrids, finest new sorts, mixed,.....pkt. 5c.

**Acroclinium, (Fl. Pl. Everlasting.)**—Large clover-like heads. Pink and white,.....pkt. 5c.

**Ageratum, (Floss Flower)**  
One of the prettiest of all bedding plants. Also very fine for pot culture. The flowers are borne in great feathery clusters from spring until frost. Mexican, lavender blue, 2 feet high..pkt.5c.



AGERATUM.

Little Dorrit, best for borders, six inches high. Azure blue, pkt. 5c. Pure white, pkt. 5c.



ALYSSUM.

**Alyssum, Benthami, (Sweet Alyssum.)**—A quick growing free flowering annual excellent for borders as it is compact in growth and very even in height. Pure white and very sweet,.....pkt. 5c.

**Compactum, very dwarf, spreading and uniform in growth. Four inches high,.....pkt. 5c.**

**Amaranthus Caudatus, (Love-lies-bleed in g.)**—Plants of erect growth, three feet high, with pendant feathery sprays of rich crimson,.....pkt. 5c.

**Tricolor, (See Joseph's Coat.).....pkt. 5c.**

**Ammobium, (White Everlasting.)—Alatum Grandiflorum, fine large white with very long stems, .....pkt. 5c.**

**Anemone, (Wind Flower.)—Chinensis, splendid mixture,.....pkt. 5c.**

**Antirrhinum, (See Snapdragon.).....pkt. 5c.**

**Aquilegia, (Hardy Columbine.)** Very ornamental both in growth and in flowers. Blooms in early spring, producing spikes of brilliantly colored flowers. Double mixed,.....pkt. 5c.

**\*Aristolochia, Elegans.** A splendid hardy climber producing immense flowers of dark purple and white. Very desirable for shading porches or verandas,.....pkt. 5c.

**Asters, Comet, Giant mixed, finest feathery strains.** Immense flowers,.....pkt. 5c.  
**Princess Snowball, Profuse and long bloomer.** Pure white,.....pkt. 10c.  
**German Quilled, finest mixed, all colors,**.....pkt. 5c.  
**Dwarf Victoria, the finest of all dwarf Asters, can be grown in pots. Mixed colors,**.....pkt. 5c.



ASTERS.

**Bachelor Button, (see Centaurea.)**

\***Balloon Vine, (Love-in-a-puff.)**—A beautiful, rapid growing climber that thrives in almost any soil. Very ornamental. Ten feet high. ....pkt. 5c.



BALLOON VINE.

**Balsam, (Touch-Me-Not.)**—Double Rose, finest mixture, all very showy,.....pkt. 5c.  
 Double mixed, all colors,.....pkt. 5c.

\***Balsam Apple, (Momordica Balsamiana.)**—Curious ornamental climber with ornamental foliage and golden yellow fruit which breaks open when ripe, showing the red seed inside, .....pkt. 5c.



BALSAM.

\***Balsam Pear, (Charantia.)** Resembles the Balsam Apple except that its fruit is much longer, .....pkt. 5c.

**Begonia, Rex.**—Mixture of all the finest varieties,.....pkt. 25c.

**Bellis, (See Daisy.)** .....pkt. 5c.

**Benecasa Cerifera, (Wax Gourd.)**—A very ornamental annual climber of rapid growth .....pkt. 5c.



BALSAM APPLE.

\***Bryonia, Alba.**—A hardy rapid climber. The flowers are small but are succeeded by seed pods ½ inch in diameter and of dark green color marked with white,.....pkt. 5c.  
**Dioica, the same as above except the seed pods are of a beautiful red color,**.....pkt. 5c.

\***Cryanopsis.** A variety of ornamental cucumber prized for its ornamental and luxuriant growth. Very beautiful,.....pkt. 5c.



BRYANOPSIS.

**Black Eyed Susan, (See Thunbergia.)**...pkt. 5c.

\***Calambelis, Scabra.** One of the finest of all climbers. Color deep orange,.....pkt. 5c.

**Calandrinia, Speciosa.**—Beautiful crimson flowers,.....pkt. 5c.

**Calendula. (Pot Marigold)**—Excellent for bouquets and vase. Meteor, beautifully imbricated flowers with orange stripes on pale yellow ground, .....pkt. 5c.  
**Pluvialis or Cape Marigold, pure white, very fine,**.....pkt. 5c.  
**Mixed Double, all very fine varieties,**.....pkt. 5c.



CALENDULA.

**Calliopsis, (Mixed Dwarf.)**—Twelve inches high. The best for general purposes, blooming profusely from early summer until fall. Very large showy flowers,....pkt. 5c.



CALLIOPSIS.

**Canterbury Bell, (Campanula.)**—One of the most beautiful of the old garden favorites. Prize Mixture, bells very large and bright colored. All varieties, .....pkt. 5c.

\***Canary Creeper, (Canary Bird Vine.)**—A very ornamental climber for trellises or hanging baskets. The flowers are butterfly-like in shape and of the brightest canary yellow. Very attractive,.....pkt. 5c.



CANNA.

**Canna.**—Very showy plants having large tropical foliage surmounted by spikes of bloom of brilliant colors. Very fine for bedding purposes. The roots may be kept from year to year. ....pkt. 5c.  
**Dark leaved varieties,**.....pkt. 5c.  
**Variegated,**.....pkt. 5c.





CANDYTUFT.



CARNATION.



CENTAUREA.



CRYSANTHEMUM.

Crozy's Hybrids, finest mixed,.....pkt. 5c.  
**Candytuft.** (*Iberis*).—A hardy annual that requires little care and will grow in any soil. Blooms all summer. Hybrids, finest mixed,.....pkt. 5c. Special Mixture, all annuals,.....pkt. 5c.

**Capsicum,** (*Pepper*).—Ornamental varieties. May be grown in the house with very little trouble. Very attractive. Little Gem. Erect light scarlet fruits,.....pkt. 5c. Prince of Wales, lemon colored,.....pkt. 5c. Tom Thumb, deep scarlet fruits, very prolific,.....pkt. 5c.

**Carnations.**—Our seeds are of the very finest imported strains and will produce the finest of flowers with the proper cultivation. Double mixed, all good quality,.....pkt. 5c. Prize mixed, contains all of the fine strains,.....pkt. 10c.

**Castor Oil Plant.** (*See Ricinus*.)

**Celosia,** (*See Coxcomb*.) .....pkt. 5c.

**Centaurea,** (*Bachelors Button or Corn Flower*).—A free blooming and old time favorite. Hardy annual Cyanus, mixed. Flowers average one and a quarter inches in diameter and are light blue, deep blue, pink, rose, white, and in the different flowers,.....pkt. 5c. Emperor William, rich deep blue,.....pkt. 5c. Alba, very large, pure white,.....pkt. 5c. *Gymnocarpa*, (*Dusty Miller*).—Very fine,.....pkt. 5c.

**Crysanthemums.**—The best of all late flowering plants. Can be made to produce very large flowers outside if kept properly pruned. *Carinatum*, double and single mixed,.....pkt. 5c. *Indicum*, fl. pl. Very



CINERARIA.



CLEMATIS.



COBEA SCANDENS.



COLEUS.

double. Splendid. ....pkt. 10c.

**Cineraria.**—An excellent plant for house culture. Requires little heat, is of quick growth, and the flowers are of the most vivid colors ranging from light blue through royal purple to deep crimson. Hybrids, choicest mixed, pkt. 10c. *Clarkia* single and double mixed, very fine, .....pkt. 5c.

\***Clematis.**—Hardy ever-blooming climber with beautiful and lasting flowers of rich purple and white. Perennial sorts mixed,.....pkt. 5c.

\***Cobea Scandens,** (*Mexican Climber*).—One of the finest climbers in existence. Grows rapidly, is very graceful and is a profuse bloomer. The flowers are bell or trumpet shaped and are of a peculiar reddish-purple color. Very attractive and easily grown.....pkt. 5c.

**Coleus.**—These showy plants are grown for their brilliant-hued foliage and are extensively used in border and solid bedding work, as the numerous shades and colors produce an effect very pleasant to the eye. Extra fine mixed,.....pkt. 10c.

**Columbine.**—(*See Aquilegia*.)

\***Convolvulus.**—(*See Morning Glory*.)

**Cosmos.**—One of the finest of all annuals. Flowers are very large and of all shades from pure white to deep crimson. Profuse bloomer. Mixed, all colors, very fine,.....pkt. 5c. Rose, very rich color, .....pkt. 5c. Nana Alba, dwarf white, splendid,.....pkt. 5c. Hybrida, Klondyke, brilliant orange, pkt. 5c.

**Coxcomb.**—(*Celosia Christata*.) Very showy plants that develop abnormally large heads or combs of brilliant color. The heads may be cut and dried and used for winter

decorations. Dwarf mixed, composed of the best strains,.....pkt. 5c.



COSMOS.

\***Cucumis, (Oderatissimus.)**—A splendid type of ornamental cucumber. Rapid climber.....pkt. 5c.

\***Cucurbita, Argyrosperma.**—An ornamental cucumber producing very long fruits.....pkt. 5c.



COXCOMB.

**Cuphea, Platycentra.**—A very fine plant for pots and borders. Produces an abundance of scarlet bloom.....pkt. 5c.

\***Cypress Vine, (Impomea Quinmoctit.)**—A very beautiful and graceful vine with feathery dark green foliage. For covering low trellises it has no equal. It bears a profusion of white or scarlet blossoms and is very effectivs. *Mixed*, pure white, deep scarlet, each,.....pkt. 5c.

**Daisy, (Bellis Perennis.)**—A hardy perennial of dwarf compact growth. Flowers are very double and full centered. *Longfellow*, large dark rose blooms,.....pkt. 5c. Double mixed, finest quality,.....pkt. 5c.



DAISY.

**Delphinium.**—(See *Larkspur.*).....pkt. 5c.

**Dianthus.**—(See *Pinks.*).....pkt. 5c.

**Digitalis.**—(See *Gloxinia-flora.*) fine mixed pkt.5c

\***Dolichos.**— See *Hyacinth Bean.*).....pkt. 5c.

**Dusty Miller, (Centaurea Gymnocarpa.)**—A beautiful dwarf plant used for borders. So named for the white dusty look of its leaves. Very ornamental.....pkt. 5c.

\***Echinocystis Lobata, (Ornamental Cucumber.)**—Very vigorous vine,.....pkt. 5c.

**Elichrysum. (Everlasting)** Montrosium, the finest and largest of them all. Double mixed, splendid,.....pkt. 5c.



ESCHOLTZIA.

**Escholtzia, (California Poppy.)**—Hardy low growing plants producing a profusion of richly colored flowers. Single mixed,.....pkt. 5c. Double mixed, very fine,.....pkt. 5c.



**Everlasting Flowers.** Numerous varieties compose this type, the best of which are *Acroclium, Ammobium, Elichrysum, Gomphrena* and *Helichrysum*. These will all be found catalogued in the proper order.

FORGET-ME-NOT.

**Feather Grass. (See grasses.)**

**Fever Few. (See Matricaria.)**

**Forget-Me-Not, (Myosotis Alpestris.)**—An old time favorite. Dwarf in habit, producing clusters of delicate blue flowers. ....pkt. 5c



FUSCHIA.

**Four-O'clock, Marvel of Peru or Mirabilis Jalapa.)**—Splendid mixture,.....pkt. 5c.

**Fuschia.**—Finest double mixed,.....pkt. 10c.

**Gaillardia, (Blanket Flower.)**—Choice hardy annual. Flowers are very double and of many brilliant colors, including orange, scarlet and vermilion. They are often combined in one flower. *Picta Lorenzi-*



ORNAMENTAL GRASSES.



HELIOTROPE.



HOLLYHOCK.



JAPANESE HOPS.



HYACINTH BEAN.

ana, double mixed, pkt. 5c.

**Geraniums.**—All of the finest varieties. Mixed crimson, pkt. 10c  
Apple scented, .....pkt. 10c.

**Gilia.**—A very desirable plant producing an abundance of saucer-like flowers very compact in form and or a great variety of colors. Mixed tall, .....pkt. 5c.  
Mixed dwarf, .....pkt. 5c.

**Golden Rod.**—(See *Solidago Canddensis*.) .....pkt. 5c.

**Gomphrena.** (*Globe Amaranth, Globosa*.) Nina mixed, (dwarf) fine, .....pkt. 5c.

**\*Gourds.**—Ornamental sorts, mixed, .....pkt. 5c.

**Grasses, Ornamental sorts.**

Mixed tall, .....pkt. 5c.  
Mixed dwarf, .....pkt. 5c.  
Quaking grass, pkt. 5c.  
Pampas grass, pkt. 5c.  
Feather grass, pkt. 5c.

**Gypsophila.** (*Angels breath*.)—A beautiful annual that thrives everywhere. The tiny blue flowers are borne in abundance on long, graceful, branching stems, .....pkt. 5c.

**Helianthus.**—(See *Sunflower*.)

**Heliotrope, Giant Mixed.**—Contains all the beautiful colors. Very fragrant, .....pkt. 5c.  
White Lady, pure white, very fine, .....pkt. 5c.

**Hybiscus, (Crimson Eye)**—Africanus. Immense pure white flowers with large crimson eyes. Flowers often measure six inches in diameter. ....pkt. 5c.



JOSEPH'S COAT.

Variegatis, very attractive, .....pkt. 5c.

**\*Hyacinth Bean, (Dolichos Lablab.)**—A splendid annual climber highly prized for its beautiful purple flowers and beans, .....pkt. 5c.  
Giganteus, very tall, .....pkt. 5c.

**Iberis.**—(See *Candytuft*.)

**\*Ipomea.**—(See *Moonvine*.)

**Joseph's Coat, (Amaranthus Tricolor.)**—Very erect single stalks. Leaves of the brightest yellow, red and green. Very showy, .....pkt. 5c.

**Larkspur, (Delphinium.)**—Very quick growing and free flowering. Plants producing erect spikes of flowers in great profusion. Dwarf German Rocket, mixed, very fine, .....pkt. 5c.  
Elatum Hybridum, .....pkt. 5c.

**Linum, Grandiflorum Rubrum, (Scarlet Flax.)**—Select strain producing immense flowers, .....pkt. 5c.

**\*Linaria, Cymbalaria.**—(See *Kenilworth Ivy*.)

**Lobelia, Royal Purple.**—This is by far the best of all the varieties. Is very dwarf with beautiful delicate foliage and a rich purple flowers, .....pkt. 5c.

**Love-in-a-mist.**—(See *Nigella-Hispanica*.)

**\*Love-in-a-puff.**—(See *Balloon Vine*.)

**\*Luffa, (Dish Cloth Gourd.)**—A luxuriant ornamental climber with long cylindrical fruit, the inside of which, when cleaned, makes an excellent dish cloth. Is very sponge-like, tough and lasting. Cylindrica.—(True Dish Cloth,) .....pkt. 5c.

Jacqui, .....pkt. 5c.  
Sooly Qua, .....pkt. 5c.

**Martynia.**—Fine mixed .....pkt. 5c.

**Matricaria, (Fever Few.)**—Capeensis, white, .....pkt. 5c.  
Exima, double white, .....pkt. 5c.

**Marvel of Peru.**—



MAURANDIA.

(See *Four O' Clock*.)

**\*Maurandia.**—A hardy beautiful vine used extensively for window gardens. A free bloomer and a rapid grower. It rivals Smilax in its beauty and gracefulness. Mixed, .....pkt. 5c.

**Hollyhock.**—All of our seeds of this beautiful flower have been carefully selected from the finest strains and cannot be excelled. Double mixed, .....pkt. 5c.  
Chaters superb mixture, .....pkt. 5c.

**\*Hop, Japanese, (Humulus Japonicus.)**—There is no quicker growing vine and as a drouth resister it has few equals. Foliage very luxuriant.

- \**Mediola Asparagoides*, (*Smilax*.)—Highly esteemed for bouquets and floral decorations. Rapid climber with small, dark green, glossy foliage. Flowers are star-like and pure white.....pkt. 5c.
- \**Melothria Scabra*, (*Ornamental Cucumber*.).....pkt. 5c.



MIGNONETTE.

- Mignonette*, (*Reseda, Oderata*.)—Very fine variety producing immense clusters of fine, delicately scented flowers.....pkt. 5c
- \**Mina, Loabat*.—A beautiful climber of vigorous growth. Foliage very luxuriant. Flowers are tube shaped and of a bright red color, changing through yellow to white when fully expanded. ....pkt. 5c

- \**Mirabilis Jalapa*.—(See *Four O'Clock*.)
- \**Momordica Balsamiana*.—(See *Balsam Apple*.)
- \**Charantia*.—(See *Balsam Pear*.)

- \**Moonvine*, (*Ipomœa Grandiflora Alba*.)—Beautiful rapid growing vine bearing extra large pure white flowers that often measure six inches in diameter. The flowers open at dusk or earlier on cloudy days. Exceedingly beautiful and fragrant. ....pkt. 10c.



MOONVINE.

- \**Morning Glory*, (*Convolvulus*.)—Tricolor, very fine, all colors mixed, .....pkt. 5c.
- Japanese Giant, mixed, the finest and largest of all. Many brilliant colors. Very showy, .....pkt. 5c.



MORNING GLORY.

- Musk Plant*, (*Mimulus Moschatus*.)—A splendid dwarf plant of very compact growth. Free bloomer. Very fragrant, .....pkt. 5c.

- Mourning Bride*, (*Scabiosa Candidissima*.) Snowball type. This is the finest and largest of all varieties. The flowers sometimes measure two inches in diameter. Purest white and very double. Extra long stems, .....pkt. 5c.

- \**Myosotis Alpestris*.—(See *Forget-me-not*.)



NASTURTIUMS.

- Nasturtiums*, (*Tropæolum Lobbianum*.)—In richness of color, pureness of type and profusion of bloom, the following varieties have few equals: Margaret, new, light yellow with blood red, spots and spurs, .....pkt. 5c.
- Crown Prince of Prussia, blood red, .....pkt. 5c.
- Asa Gray, yellowish white, very fine, .....pkt. 5c.
- Napoleon III, golden, spotted with brown, .....pkt. 5c.
- Finest mixed, .....pkt. 5c.
- Madam Gunther, new, dark leaved hybrids, very beautiful, .....pkt. 5c.

- Majus* or tall varieties:
  - \**Atropurpureum*, brilliant crimson, .....pkt. 5c.
  - \**Atropurpureum*, with yellow foliage, .....pkt. 5c.
  - \**Prince Henry*, light yellow marbled scarlet, .....pkt. 5c.
  - \**Vesuvius*, salmon colored, dark leaved, .....pkt. 5c.

- Tom Thumb* or dwarf sorts:
  - Beauty, bright yellow and scarlet, .....pkt. 5c.
  - Cloth of Gold, scarlet with foliage of a beautiful golden yellow. Very fine, .....pkt. 5c.
  - Empress of India, deep crimson with very dark leaves, .....pkt. 5c.

- King Theodore, the darkest of them all, .....pkt. 5c.
- Spotted King, beautifully marked, dark leaved, .....pkt. 5c.
- Finest mixed, all dwarf varieties, .....pkt. 5c.

- Nemophila*.—Mixed, all colors and varieties, .....pkt. 5c.

- Nigella*, Hispânia. (See *Love-in-a-mist*.)

- Nolana*, Mixed, all colors, .....pkt. 5c

- Oenothera*, (*Evening Primrose*.)—Fery beautiful free flowering plants producing colored single flowers which open on the approach of twilight, .....pkt. 5c.



NEMOPHILA.

**Pansy.**—This is one of our specialties and our seeds are of the finest German strains.



OENOTHERA.

all extra large sorts,.....pkt. 10c

Trimardieu.—Beautiful class of vigorous compact growth producing immense blooms of brilliant colors. Mixed, all sorts,.....pkt. 5c.  
 Non Plus Ultra.—The richest mixture ever sent out. Contains the bloched and giant varieties in greatest proportion. Extra fine,.....pkt. 10c.  
 Striped and Bloched, brilliant showy colors,.....pkt. 5c.  
 Giant mixed, contains



PANSY.

**\*Sweet Peas.**—A few rules for their successful cultivation. Sow thickly in close double rows from January to March, cover three to four inches deep. They should be planted in the bottom of a trench and trench filled up as plants grow. Mulch well. Never allow any of the flowers to go to seed as it soon exhausts the plant and it will stop blooming. Early plantings are to be recommended. February is usually considered the best month in which to plant.

- Alba Magnifica. Fine large white,.....pkt. 5c.
- Blanch Burpee. Pure white,.....pkt. 5c.
- Blanch Ferry. Standard bright pink, wings large and nearly white,.....pkt. 5c.
- Bronze King. Copper red, white wings,.....pkt. 5c.
- Blushing Beauty. Extra large soft pink suffused with lilac,.....pkt. 5c.



SWEET PEAS.

- Mixed, all colors,.....pkt. 5c.
- California, very light, soft pink,.....pkt. 5c.
- Captain Clark. Standard suffused with rose-pink on white. Wings white tinged and edged with violet,.....pkt. 5c.
- Captain of Blues. Purplish mauve,.....pkt. 5c.
- Cardinal. Brilliant cardinal red,.....pkt. 5c.
- Coronet, Dwarf. Striped with salmon on a silvery white ground,.....pkt. 5c.
- Celestial. Delicate lavender with reddish tinge,.....pkt. 5c.
- Countess of Radnor. A beautiful shade of lavender,.....pkt. 5c.
- Countess of Aberdeen. White margined with pale pink,.....pkt. 5c.
- Crown Jewel. Creamy white veined with white rose,.....pkt. 5c.
- Dorothy Tennent. Rose-mauve standard, wings bluish-mauve,.....pkt. 5c.
- Duke of York. Pale salmon pink, lighter at edges,.....pkt. 5c.
- Firefly. Very bright and intense crimson scarlet,.....pkt. 5c.
- Mars. Bright crimson-scarlet wings, fiery scarlet standard,.....pkt. 5c.
- Ovid. Bright pink mottled with darker shades,.....pkt. 5c.
- Princess of Wales. Striped purple on nearly white ground,.....pkt. 5c.
- Queen of England. Large pure white,.....pkt. 5c.
- Romona. Standard and wings white, colored with warm pink in small dots and shades,.....pkt. 5c.
- Royal Rose. Deep rose pink,.....pkt. 5c.
- Senator. Delicate lavender with stripes and splashes of purple maroon,.....pkt. 5c.
- Splendor. Brilliant rose and crimson shades,.....pkt. 5c.

We will deliver by mail postpaid, any variety of Sweet Peas at the following prices:  
One-fourth pound, 15c. One pound, 50c.

**Pelargoniums.**—(See *Geraniums*.)



PETUNIA.

**Petunias.**—Large flowered hybrids of many brilliant colors, mixed,.....pkt. 5c.  
Inimitable. (*Striped and Bloched.*) Fine,.....pkt. 5c.  
Single large flowered mixed. Special,.....pkt. 10c.  
Double mixed, extra large flowered,.....pkt. 10c.  
Double Superb mixture, contains all of the finest fringed and plain varieties,.....pkt. 10c.

**Phlox.**—Phlox are among the showiest of all annuals. Are easily grown and bloom profusely from June until October. Drummondii, fine mixed, all sorts, pkt. 5c.  
Cuspidata, (*New Star Phlox.*) Mixed, all colors,.....pkt. 5c.



PHLOX.

**Dwarf Varieties.**

Snowball. White, extra large and fine,.....pkt. 5c.  
Fireball. Crimson, extra fine,.....pkt. 5c.



PINK.

**Pinks, (*Dianthus*.)**

Chinensis (*Chinese Pink*),.....pkt. 5c.  
Heddewigi (*Diaden Pink*),.....pkt. 5c.  
Imperialis (*Imperial Pink*),.....pkt. 5c.  
Double mixed, all sorts,.....pkt. 5c.

**Poppy.**—All are very fancy strains.

*Danebrog.* Very fine, single flowered, having petals of intense glowing scarlet distinctly marked with a large spot of white at the base,.....pkt. 5c.

*Glaucum or Tulip Flowered.* Flowers are cup shaped on very erect stems and of the most intense scarlet with occasionally a black blotch at the base of the petals,.... pkt. 5c.

*Shirley or Silk Poppy.* One of the most popular of all. In coloring they are superb, the colors ranging from delicate pink through brilliant crimson and sometimes bordered with white. Splendid mixture,.....pkt. 5c.

*Umbrosun.* A beautiful glowing crimson,.....pkt. 5c.

*Ranunculus.* Very double with a great variety of colors, pkt. 5c.  
*Oriental Poppy.* For brilliancy in coloring they have no equal. The flowers are of enormous size and the colors range from a delicate pink to a rich maroon-purple. Perennials. Very hardy,.....pkt. 5c.

*Iceland Poppy.* Very beautiful single flowered. From pure white to orange-scarlet in color. Mixed, very fragrant, .....pkt. 5c.

*Double Carnation Flowered.* Flowers of extra large size. Very double,.....pkt. 5c.

*Pæony-Flowered.* In size and color these are equal to Pæonies. Splendid mixed, .....pkt. 10c

*California Poppy.* (See *Escholtzia*.)



POPPY.



PORTULACCA.



PRIMROSE.



RICINUS.

**Portulacca or Rose Moss.**—Can not be too highly recommended to withstand our hot summer sun. Grows readily where other plants die. Blooms very early and continues until frost. Flowers of many rich colors. Single, fine mixed,.....pkt. 5c. Double mixed, fine quality,.....pkt. 5c.

**Primrose or Primula.**—*Chinensis* or Chinese Primrose is one of the prettiest of all pot plants. Can be grown in the open ground if desired. Very beautiful. Fine mixed, containing all the fine fringed sorts,.....pkt. 10c. *Obconica Hybrids, Everblooming.*—The flowers are soft lilac, pink, rose, lavender or crimson. *Evening Primrose.*—(See *Oenothera*.)

**Periwinkle, Madagascar, (Vinca.)**—Rosea, fine mixed,.....pkt. 5c.

**Ricinus, (Castor Oil Plant.)**—*Zanzibarensis*. This is the largest type of Ricinus, the plants sometimes measuring fifteen feet high, having enormous dark green leaves and red seed pods, pkt. 5c. Mixed, all sorts,.....pkt. 5c.



SNAPDRAGON.

**Snapdragon, (Antirrhinum.)**—Very showy plants producing erect spikes of brilliantly colored flowers of peculiar shape. They succeed best in cool moist locations.

Tall finest mixed,.....pkt. 5c. *Tom Thumb* varieties, mixed colors,.....pkt. 5c.

**Salpiglossis.**—Beautiful five petaled flowers of a great variety of rich colors. Thrives in any soil.

*Variabilis*, dwarf, best mixed,.....pkt. 5c.

**Salvia, (Scarlet Sage.)**—A handsome bush-like plant producing spikes of brilliant flowers in great profusion. Commences blooming in early summer and blooms until frost.

*Coccinea*, fiery scarlet, fine,.....pkt. 5c.

*Splendens*, very large flowers of the most intense scarlet. Superb,.....pkt. 10c.

**Scabiosa, Candidissima.** (See *Mourning Bride*.)

\***Smilax.** (See *Mediola Asparagoides*.)

**Solanum, (Jerusalem Cherry.)**—Very ornamental plants with fruits resembling small cherries. Very fine house plant. Easily grown,.....pkt. 5c.

**Solidago, Canadensis, (Golden Rod.)**—Extra large blooms, very fine,.....pkt. 5c.



STATICE.



STOCKS.

**Statice, Suworowi.**—

Very handsome free blooming plants bearing its flowers on erect stems or spikes. Color, beautiful bright rose,.....pkt. 5c.

**Stocks, Dwarf German Ten Weeks.**—

The best of an almost endless variety. Highly prized for cut flowers as they last well and are richly colored. Very fragrant,.....pkt. 5c.

**Sunflower.** (See *Helianthus*.)—Dwarf, extra double, splendid,.....pkt. 5c. *Globosus Fistulosus.* Enormous flowers,.....pkt. 5c.

*Dwarf*, with variegated foliage, very ornamental,.....pkt. 5c.

**Sweet William, (Dianthus Barbatus.)**—Single mixed, very large flowered,.....pkt. 5c. Double mixed, very fine,.....pkt. 5c.



VERBENA.

\***Thunbergia, (Black Eyed Susan.)**—A beautiful plant for hanging baskets and lawn vases. Flowers flaring trumpet shaped. Colors coming pure white, yellow and deep orange. Very bright and showy. Four feet high,.....pkt. 5c.

**Tropaeolum.** (See *Nasturtiums*.)

**Verbena.**—Nothing is more easily grown or stands our summers better. A bed composed entirely of Verbenas makes a splendid show.

*Hybrids*, mixed, extra fine quality,.....pkt. 5c.

*Hybrids*, very large flowered,.....pkt. 5c.

*Hybrids*, blue-black with white eyes, splendid,.....pkt. 5c.

*Candidissima*, pure white,.....pkt. 5c.

*Candidissima*, defiance, scarlet, very small leaved, excellent for bedding, brilliant,.....pkt. 10c.

*Carnation striped*, very fine, beautifully marked, very showy,.....pkt. 10c.

Mammoth flowered mixture, contains nothing but the extra large flowered varieties,.....pkt. 10c.

Dwarf mixed, very erect flowers, profuse and brilliant bloomers. Extra fine,.....pkt. 10c.

**Vinca.** (See *Periwinkle*.)

**Violet.**—Sweet scented.

Blue, large flowered,.....pkt. 5c.

Pure white, splendid,.....pkt. 10c.

**Zinnia.**—Vigorous hardy annuals too well known for description.

Tall double mixed, contains all colors,.....pkt. 5c.

*Grandiflora*, enormous flowers, showy,.....pkt. 5c.

Half dwarf, mixed colors,.....pkt. 5c.

# FLOWERING BULBS AND ROOTS.

We don't have space in this catalogue to describe bulbs, so if directions are wanted for planting and description necessary, we refer you to our Fall Catalogue, copy of which will be mailed on request.

**Special Notice.**—Please note that we separate bulbs under headings Fall and Spring Bulbs. Please remember that Fall Bulbs can only be supplied from September to January—Spring Bulbs from January to April.

## FALL BULBS.

Prices quoted here are delivered by mail except where noted.

Allium Neapolitanum,.....	doz. 15c
Amaryllis, Johnsonii.....	each 25c
Crocus, blue, white, yellow, striped.....	doz. 10c
Cyclamen Persicum,.....	each 10c
Freesia, white, large,.....	doz. 10c
Hyacinths, Dutch, single, pink, dark red, yellow, light blue, dark blue, pure white,.....	doz. 60c
Hyacinths, Dutch Double, pink, dark blue, dark red, yellow, light blue, white,.....	doz. 60c
Hyacinths, Dutch Single, fancy named sorts; Ida, Gen. Pellessieur, Bleu Morant, Robt. Steiger, King of Blues, Grand Vanquer, Mt. Blanc, Sarah Bernhardt, Queen of Blues,.....	doz. 85c
Hyacinths, Dutch Double, fancy named sorts; Waterloo, Van Speyk, Duke of Belazaire, Blocksberg, Minerva, Lord Wellington, La Virginette, La Tour d'Auvergne,.....	doz. 85c
Hyacinths, Roman Single, pure white, blue, light rose, dark rose,.....	doz. 50c
Hyacinths, Yellow Roman,.....	doz. \$1.00
Hyacinths, White Italian,.....	doz. 50c
Iris, Spanish,.....	doz. 10c
Lily ( <i>Auratum</i> ), golden banded,.....	each 15c
Lily ( <i>Candidum</i> ), hardy white,.....	each 15c
Lily ( <i>Harrisii</i> ), Easter,.....	each 20c
Lily, Tiger,.....	each 10c
Lily, Chinese Sacred,.....	each 15c
Lily, White Calla,.....	each 20c
Lily, Black Calla,.....	each 10c
Lily, Spotted Leaved,.....	each 10c
Narcissus, Incomparable,.....	doz. 35c
Narcissus, Trumpet Major,.....	doz. 35c
Narcissus, Poeticus,.....	doz. 25c
Narcissus, Orange Phenix,.....	doz. 40c
Narcissus, Von Sion,.....	doz. 40c
Narcissus, Paper White,.....	doz. 35c
Jonquill, single,.....	doz. 15c
Jonquill, double,.....	doz. 30c
Jonquill, Campernelle,.....	doz. 20c
Star of Bethlehem,.....	doz. 50c

Snow Drop,.....	doz. 10c
Tulips, single mixed,.....	doz. 20c
Tulips, double mixed,.....	doz. 25c
Tulips, single named sorts; Artus, Canary Bird, Cottage Maid, La Reine, Rosa Mundi, Single Standard,.....	doz. 30c
Tulips, double named sorts; Rex Rubro- rum, Rose Blanche, Duke of York, Heli- anthus, Yellow Rose, Gloria Solis,.....	doz. 30c

## SPRING BULBS.

Prices quoted here are delivered by mail except where noted.

Begonias, single, white, yellow scarlet,.....	doz. \$1.00
Begonia, double, white, yellow, scarlet, pink,.....	doz. 1.00
Caladium ( <i>Elephant Ear</i> ),.....	each 20c
Cinnamon Vine,.....	doz. 50c
Cycas Roots ( <i>Sago Palm</i> ),.....	each \$1.00
Dahlias, all colors, large clumps,.....	each 25c
Fern Balls, large,.....	each 75c
Gladiolas, common mixed,.....	doz. 15c
Gladiolas, fancy mixed,.....	doz. 25c

## CANNAS.

Roots each 10c; doz., \$1.00, delivered by mail.

**AUSTRIA**—Golden yellow flowers standing upright like immense lilies.

**ITALIA**—Bright scarlet, with broad orange yellow border, forming a combination approached in beauty by no other canna.

**BURBANK**—An orchid flowering canna, very similar to Austria, only a little dwarfer in habit and a flower with a red spotted throat.

**QUEEN CHARLOTTE**—A bright orange scarlet, deeply edged with bright canary yellow; borne on immense heads, well above the foliage.

**MADAME CROZY**—The color is a brilliant vermilion-scarlet, bordered with deep golden-yellow.

**FLORENCE VAUGHAN**—Conceded by all to be the finest yellow spotted canna.

**CHAS. HENDERSON**—Height 2½ to 3 feet; color, brilliant deep crimson; broad deep green foliage, narrowly margined with bronze; standard crimson bedder.

**EGANDALE**—A good dark-leaved variety. The foliage is good, habit sturdy. Flowers a currant red of good size.

**J. D. CABOS**—Color of flower light orange; good sized truss, borne fairly well above the foliage; one of the freest bloomers that we have among bronze cannas. Foliage deep bronze purple.



# FLOWERING PLANTS, FERNS AND PALMS.

Ferns and palms may be ordered at any time. Flowering plants will be ready for the spring season.

**Plants by Mail.**—All small plants may be sent by mail but unless the order is very small we do not recommend sending this way as the danger of injury is much greater.

**Plants by Express.**—Plants of all kinds receive a special rate from all express companies, thereby greatly reducing the cost of transportation.

**Notice.**—All large orders from towns having no express office will, unless otherwise specified, be sent to the nearest collect express office and a notice mailed to sender to that effect.

We make no charge for crating or packing and always pack as light as safety will permit. All plants are securely labeled and are always true to name.

The plants we send out are not rooted cuttings, but growing plants which will always live and give quicker and finer growth than is usually obtained.

**Abutilon, Savitzii.**—The best of all variegated Abutilons, forms a compact bushy plant, free from all trace of coarseness. Foliage bright green, broadly edged with white. Fine for bedding, especially when used with Cannas. Price 10c. each; by mail, postpaid, 12c. each.

**Eclipse.**—Very attractive foliage beautifully marked dark green and yellow. Fine for baskets and vases. Flowers bright yellow with crimson throat. 10c. each; by mail 12c. each.

**Souvenir de Bonn.**—A strong upright grower with large bright green foliage edged with creamy white and yellow. Flowers bright orange-red. 10c. each; by mail 12c. each.

**Acuba Japonica.**—A specie of hardy palm having dark green leaves thickly spotted with yellow. Bears beautiful scarlet berries. Very stocky in habit and fine for house culture. Price of plants 2 feet high \$1.50; 2 1-2 feet high \$2.00.

**Ageratum.**—*Mexicanum.*—Tall varieties. Colors white and blue.

*Little Dorrit.*—Extra dwarf, best for bedding. Colors white and blue. Price of plants 10c. each; by mail 12c. each.

**Alternanthera.**—A beautiful plant used mostly for borders. The leaves are variegated, dark and light green, also green and brown. May be trimmed in many fancy shapes, 12 inches high. Price by mail postpaid 5c. each; 50c. per dozen. Special prices in large quantities.

**Allyssum.**—*Sweet* and *Little Gem* varieties. Fine for border. Stand the summer well. Profuse bloomers. Price of plants by mail, postpaid, 5c. each; 50c. per dozen.

**Aracaria Excelsa.**—(See Palms.)

**Artillery Plants.**—Graceful, fern-like foliage and immense numbers of very small flowers that make a snapping sound when sprinkled. Large plants 10c. each; by mail, 13c. each.

**Azaleas.**—*Chinese.*—Ready in February. Elegant pot plants and much used for Easter decorations. The flowers are large and very beautiful and

range in color from white to deep crimson. Stocky in habit and extremely ornamental. Price of fine, large strong plants, \$2.00 and \$2.50 each.

**Begonias.**—*Rex.*—This class of Begonias are grown for their beautiful foliage which is very large and beautifully variegated. We have ten varieties and all are fine plants. Price 15c. each; by mail 17c. each.



BEGONIAS.

*Rubra.*—A very beautiful, free flowering variety which is highly prized for its beautiful foliage. Fine for decorative purposes. Price 15c. each; by mail 17c. each.

*Vernon.*—An excellent variety for bedding purposes. Foliage rich

glossy green often shaded deep bronze, changing to a beautiful clear rose in the open flower. Price 15c. each; by mail 17c. each.

*President Carnot.*—A very strong grower of stiff upright habits. Foliage somewhat resembles the Rubia only is much larger. The upper part of the leaves are rich dark green, the under side is purplish-red. Flowers beautiful coral-red. Price 15c. each; by mail 17c. each.

*Metalica.*—A general favorite. The leaf has a hairy texture, with a peculiar metallic luster from which it gets its name. Flowers are large and a beautiful dark pink color. Price 15c. each; by mail 17c. each.

**Canna.**—These are now the most popular of all summer blooming plants. For bedding purposes they are unsurpassed. For brilliant coloring and easy growing qualities they have no equal. Beds planted in Cannas and bordered with Geraniums or Coleus are very effective and lasting. The following named varieties can be supplied, already growing or in the dormant roots. For description see under head of bulbs.

*Austria*—*Italia*—*Madam Crozy*—*Florence Vaughan*—*Queen Charlotte*—*Flamingo*—*Charles Henderson*—*Burbank*—*J. D. Cabos*—*Engledale.*

**Cineraria.**—A showy plant with very brilliant colored flowers. Excellent for pot culture. Its large masses of bloom range through all shades from light blue through deep purple and crimson. Price of nice plants 10c. each; by mail 12c. each; large plants 15c. each; by mail 17c. each.

**Crysanthemums.**—The following are all extra fine varieties and have proven very satisfactory on our own grounds. All roots are guaranteed to be as represented. Price of roots 10c. each; \$1.00 per dozen; by mail \$1.25 per dozen.

*Queen.*—An excellent variety producing extra large globular flowers. Pure white.

*Col. D. Appleton.*—Very fine new variety. Pure yellow. Extra large flowers.

*Vivian Morel.*—A mammoth variety with long loosely arranged petals of a beautiful shade of pink. Very strong grower.

*Timothy Eaton.*—Enormous globe Japanese incurved. Pure snow white.

*Mrs. Perrin.*—A beautiful lilac-pink. Very double.

*Glory of Pacific.*—A beautiful clear pink with magnificent broad petals.

*Mrs. Henry Robinson.*—One of the finest of all white varieties, resembling a ball of snow when in full bloom.

*Mme. F. Bergman.*—Very large and full, of purest white with creamy center.

*Golden Wedding.*—The grandest of all yellow varieties. The flowers are very double, extra large and very erect.

*Mrs. J. G. Whilden.*—A handsome yellow variety of light tint. Large size and of splendid form.

*Minnie Wanamaker.*—One of the largest Crysanthemums in existence. Very double pure white.

*Major Bonnaffon.*—Soft clear yellow, full in the center. Eight inches in diameter.

*Chadwick.*—A very popular late variety coming into bloom late in the season.

*Modestro.*—Beautiful yellow. A general favorite.

*Remen.*—Large yellow. Very fine.

**Cobea Scandens.**—One of the most rapid growing vines in cultivation. Beautiful flowers and foliage. For description see under head of flower seeds. Price of plants 15c. each; by mail 17c. each.

**Coleus.**—We can supply an almost endless variety of this fine bedding plant. See under head of flower seeds. Price 5c. each; 50c. per dozen.

**Daisies.**—*Marguerites.*—An old-time favorite. Beautiful, large, fine white or yellow flowers. Plants 10c. each; by mail 12c. each.

**Dusty Miller.**—A very ornamental type of Centaurea used for borders and edges. Fine plants 5c. each; 50c. per dozen. By mail 65c. per dozen. Large plants 10c. each.

**Feverfew.**—Fine border plants that are always in flower. Are dwarf in habit and are fine for cutting. Price of plants 5 and 10c. each; 50c. and \$1.00 per dozen.

**Geraniums.**—We make a specialty of Geraniums and can supply both double and single in any shade or color desired. Our stock is very fine, being drawn only from the finest named varieties. Fine large plants 10c. each or \$1.00 per dozen.

*Scented and Fancy Varieties:—Oak Leaved—Rose Scented—Nutmeg—Skeleton Leaf—Ivy Geranium—Mountain of Snow—Scarlet Flowering Rose Geranium.*—Any of the above varieties 15c. each or \$1.50 per dozen for fine plants. When ordered by mail add 2c. each extra for postage.

**Heliotrope.**—One of the sweetest of all flowers. We can supply plants grown from the finest imported seeds. Flowers either white or purple shades at 10c. each; \$1.00 per dozen.

**Hybiscus.**—*Peachblow.*—One of the finest new plant novelties. The flowers are double and extra large. Of a beautiful rich, clear pink color with a small deep crimson center. Blooms profusely all through the summer and fall. Price of nice plants 10c. each, \$1. per dozen. By mail 13c. each, \$1.30 per dozen.

**Ipomea or Moonvine.**—One of the finest and most rapid growing vines in cultivation. The foliage is very dense and the flowers which open late in the evening are snow white and 4 to 5 inches in diameter. Price of plants by mail, postpaid, 15c. each; \$1.50 per dozen.

**Ivy, German or Parlor Ivy.**—Is one of the most ornamental plants for hanging baskets or window gardens. Grows rapidly and is very ornamental. Price of plants by mail, postpaid, 15c. each.

*Boston Ivy.*—Too well known for description. Plants by mail, postpaid, 15c. each.

**Jasmine, Grand Duke.**—Every one is familiar with this grand flower and it still remains a favorite with all. Its star shaped, pure white flowers have a delicious perfume and the plant itself is very ornamental. Price of plants 25c. each. By mail 30c. each.

*Cape Jasmine.*—A very attractive sort with large pure white flowers. Blooms profusely all summer. Price of plants 40c. each. By mail 50c. each.

**Lantanas.**—A beautiful plant for either house or outdoor culture. Very profuse bloomer and the flowers which are borne in large clusters are small but very showy. We can supply either pink or white at 15c. each. By mail 17c. each.

**Lobelia.**—This beautiful little plant needs no description. Its beautiful little blue flowers are a favorite with all. Price of plants by mail 10c. each.

**Oatheite or Dwarf Orange.**—Produces fruit about half the size of an ordinary orange, are very bright in color and delicious in quality. The flowers are its chief beauty, being pure waxy white and which emit a very delicate yet powerful fragrance. When in full bloom the plant seems to be all flowers. Price of fine large plants 50c. each.

**Pansy.**—The plants we supply are grown exclusively from the finest German strains and are extra large and very brilliant in color. Plants of the finest strains 60c. per dozen, postpaid. Fine large plants 40c. per dozen, postpaid.

**Petunias.**—Our plants are very fine and are of the giant flowering strains only. We can supply almost any color or shade in the fringed or plain varieties. Our double sorts are unsurpassed. Price of giant single sorts, either fringed

plain, 10c. each, \$1.00 per dozen. Double varieties 15c. each, \$1.50 per dozen. Small plants 10c. each, \$1.00 per dozen.

**Plumbago**,—Beautiful light blue flowers of the most peculiar shade. Fine plants 10c. each. By mail 12c. each.

**Primrose**,—One of the prettiest and most showy of all pot plants. Our plants are of the finest Chinese strains and are of decided colors instead of the pale tints so often seen. The flowers are large and beautifully fringed. Price of plants 15c. each; by mail 20c. each.

**Rubber Plants**—(*Ficus Elastica*.)—Very large smooth leathery leaves, of a beautiful dark-green color. Each new leaf is enclosed in a long coral-red envelope, looking like a great red flower bud. Price of plants 12 inches high, 50c. each.

**Salvia**,—One of the finest bedding plants ever offered. Very hardy, and stands the hot weather well. Commences blooming in summer and continues till frost. Its deep scarlet and crimson flowers are borne on spikes well above the foliage, and make a gorgeous display. Price of plants, 5c. each, 50c. per dozen; by mail, postpaid, 60c. per dozen.

**FERNS.**—**Asparagus Plumosus Nanus**.—One of the handsomest of all foliage plants. The leaves are light green, gracefully arched and of the finest feathery texture. Their lasting quality when cut is remarkable, retaining their freshness for weeks. Price of plants 15c., 25c. and 50c. each; by mail 20c., 30c. and 65c. each.

**Asparagus Sprengeri**,—One of the finest of plants for hanging baskets or tall vases. The fronds are long and wiry. Excellent for house culture. Price of plants the same as *Plumosus Nanus*.

**Assorted Ferns**,—We have a very large assortment of ferns suitable for fern dishes and hanging baskets that we can supply by mail, postpaid, at 15c. each.

**PALMS.**—Prices quoted here on Palms are f. o. b. Birmingham. We can send either by freight or express, purchaser paying charges.

**Kentia Fosteriana**,—Leaves borne on tall stems and are of a beautiful dark green color. We can supply these in different sizes ranging from 15 inches to 5 feet high. Price 25c., 75c., \$1.00, \$1.50, \$2.00, \$2.50, \$3.50 and \$5.00 each.

**Kentia Balmoreana**,—Nearly identical with the *Fosteriana*. Prices and sizes are the same.

**Cycas, Revoluta or Sago Palm**,—Very fine for house culture, resisting heat and cold better than any known variety. Price of small plants 25c. each, by mail 30c. Prices of large plants having from ten to twenty leaves range from \$1.50 to \$3.50. (See bulbs for dry roots.)

**Phoenix Reclinata**,—The leaves or branches are long, feather-shaped and gracefully arched. Glossy dark green in color and of very rapid growth. Price from 6-inch pot, 2½ feet high, \$1.50 each.

**Cocas Weddelliana**,—Very dwarf, with whitish green on the under side of the leaves which arch most gracefully. Price of plants one foot high, 50c. each.

**Sanseveria Zealanica**,—Erect, rigid, sword-like leaves, in some old specimens reaching a length of five feet. The leaves are thick and fleshy, a dark-green color, with clouded bars of white. Singularly beautiful, and easily grown. Price 25c. and 50c. each.

**Swainsonia**,—A native of Australia; extremely graceful. Its beautiful light-green foliage makes a fine display when trained over a window or on a trellis. The flowers resemble sweet peas in form. Pure white. Price 10c. each, \$1.00 per dozen; by mail 12c. each.

**Umbrella Plant**,—(See *Palms*.)

**Verbenas**,—One of the most popular as well as useful plants for bedding purposes. It affords constant bloom from early summer till frost. We can supply an almost endless variety of colors and shades, ranging from pure white through all shades of pink, crimson, scarlet and purple, including the white-eyed varieties. Price of plants 5c. each, 50c. per dozen; by mail, 60c. per dozen.

**Wandering Jew**,—A peculiar and very popular plant, used for hanging baskets and lawn vases. Easily grown and is very attractive. Price of plants, by mail, 5c. each, 50c. per dozen.

**Boston Ferns**,—A variety of fern somewhat resembling the ordinary sword fern except that the fronds arch and drop over very gracefully. Price of plants 10c., 25c., 50c., \$1.00 and \$1.50; by mail 15c., 40c. and 75c. Large ones too heavy for mails.

**Maiden Hair**,—This delicate and beautiful fern is too well known for description. For hanging baskets and fern dishes it cannot be excelled. Price of plants 10c., 15c. and 25c. each; by mail 12c., 18c. and 30c. each.

**Pteris Tremula or Shaking Fern**,—Very fine for house culture. The slightest movement of the air shakes the leaves, thus giving it the name of *Shaking Fern*. Price of rooted plants 15c. and 25c. each; by mail 18c. and 30c. each.

**Latania Borbonica**,—The well known favorite fan palm. Very ornamental. Price of plants from 5-inch pots, 75c. each; from 6-inch pots, \$1.50 each; from 7-inch pots, \$2.50 each; from 8-inch pots, \$3.00 each.

**Pandanus Utilis**,—A very attractive ornament for the window. The leaves are a rich glossy green and very showy. Price of plants 50c. each.

**Umbrella Plant**,—An ornamental grass, throwing up stems about two feet high, surmounted at the top by a whorl of leaves, which gives it a peculiar appearance. Splendid ornaments for aquariums or even pot culture. Price 25c. to 50c., owing to size.

**Araucaria Excelsa**,—As a decorative plant for the house this is one of the handsomest as well as the most serviceable. Has deep green feathered foliage arranged in whorls rising one above the other at regular distances. Price of fine plants 15 inches tall, \$1.75; 24 inches tall, \$3.50.

# ROSES.

All the following are monthly blooming varieties. The sorts marked thus \* are climbers. All small roses, 10c. size, are not ready for delivery before March. All our roses are fine growing plants, not merely rooted cuttings. Prices on this entire list are 10c. each, \$1.00 per dozen, except where noted. The prices are by express, purchaser paying charges. If wanted by mail, two cents each extra should be added for postage. We can also supply most of these varieties in two-year-old, field grown, at 25c. each or \$2.50 per dozen. These would have to go by express. Write for prices and complete list of two-year-old roses.

- Mammon Cochet.**—Deep rose pink; good forcer. The buds are extra fine.
- Kaiserin Augusta Victoria.**—Pure snow white.
- Sunrise.**—Grand new forcer. Buds are a deep coppery-pink, but the petals of the open flower shade from a clear yellow to a deep copper.
- Helen Gould.**—(*Baldwin*.)—A beautiful soft carmine in color, very much like the American Beauty.
- \***Marechal Niel.**—The most popular of all and needs no description. Its beautiful golden-yellow buds are worn the world over. Price 15c. each; two-year-old plants, 50c. each.
- Bride.**—A fine pure white; splendid forcer.
- Golden Gate.**—Long pointed buds, opening into a double rose of creamy white, beautifully tinted with clear yellow.
- Sunset.**—Very double, of rich golden-amber, tinged with dark ruddy copper.
- Dutchess of Albany,** (*Red La France*.)—Red in bud form, but opens to a beautiful carmine.
- Marie Guillot.**—Pure white; best known for general purposes.
- Bridesmaid.**—A deep, clear pink; fine for cutting.
- Meteor.**—Velvety red. Very profuse bloomer.
- President Carnot.**—A new hybrid tea rose, of a lovely fawn color shading to pearl.
- \***Climbing Bridesmaid.**—Flowers a beautiful clear pink. One of the finest climbers in existence.
- \***Pearl of the Garden.**—Large, full, well shaped golden-yellow flowers. Extra long stems.
- \***Climbing Meteor.**—Beautiful rich velvety red buds and flowers.
- La France.**—A beautiful rosy pink.
- White La France.**—Pearly white, sometimes tinted with fawn.
- Red La France,** (*Duchess of Albany*.)—Red in bud form, but opens to a beautiful carmine.
- Marie Van Houtte.**—Pale yellow, edges of petals often lined with rose.
- La Marque.**—Large full flowers, borne in large clusters; pure white and double.
- Duchess de Brabant.**—A bright China Rose, with coppery-yellow center, ends of petals suffused with carmine.
- Catherine Mermet.**—Large and well formed, and of a deep clear pink.
- Bon Siline.**—A very vigorous grower and profuse bloomer. Color, a pure pink.
- Sonv. de La Malmaison.**—Fine bedder. Stands the summer well. Flowers large and of a rich flesh color.
- Madam Lombard.**—The great Southern rose. Beautiful rosy-bronze, changing to salmon and fawn shaded with carmine.
- Clotilde Soupert.**—Flowers are born in sprays the color blends from soft shell pink to a satiny-white rose.
- Papa Gontier.**—Rich crimson, with inner petals bright rosy carmine.
- Etoile de Lyon.**—One of the finest yellow bedded roses, and one of the hardiest of all Tea roses.
- Cloth of Gold.**—Beautiful clear yellow, somewhat resembling the Marechal Niel.
- Coquette de Lyon.**—Large fine yellow, and a free bloomer.
- Madam Welch.**—An extra fine variety, of soft yellow color, with inner petals of glowing orange and copper.
- Madam de Watteville.**—Creamy yellow, richly colored with rosy blush. Petals are large and widely bordered with rich crimson.
- Paul Neyron.**—Very strong grower, producing dense flowers of deep shining rose color.
- Vick's Caprice.**—Large, fragrant flowers, of bright rose, distinctly striped with rich crimson.
- Gen. Jacqueminot.**—A rich velvety crimson, changing to scarlet crimson. A general favorite.
- Coquette des Blanches.**—Pure white and finely formed. When flowers first open they sometimes show a light flesh tint.
- Magna Charta.**—Extra large, full flowers. Clear rosy-red, beautifully flushed with vibrant crimson.
- \***Crimson Rambler.**—A very vigorous grower, sending shoots from eight to ten feet long during season. The flowers are brightest crimson and are borne in great trusses of twenty or thirty blooms.
- \***Pink Rambler.**—Identical with the Crimson Rambler except in color, which is a beautiful salmon-rose shaded with pink.
- \***White Rambler.**—Pure white. Same character as other Ramblers.
- \***Yellow Rambler.**—A decided yellow color very sweet scented.
- Empress of China.**—Color shell pink. Perfectly hardy.
- Reine Marie Henriette.**—Flowers full and finely formed, and of beautiful cherry-red color.
- La Princess Vera.**—Creamy-rose, veined with lac; large and full.
- Gen Robert E. Lee.**—A fine new rose of beautiful rich, creamy-yellow color.
- Liberty.**—One of the grandest of all red roses. Can supply this rose only in two-year-old size at 50c. each.
- American Beauty.**—This grand red rose needs no description. Small plants, 15c. each; two-year-old plants, 50c. each.

Godden's

This is one of the best. It produces the from October danger of the winter during the latter part of the season, however, the ground is very deep and green area is from a daily mangle seed bed per lb. 15c. If

Spruelli's Belm... is about fifty to weigh staple, has small more than any other sort... originator of the variety

Russell's Big Blue... South, and it is difficult to grow. The trouble was quantity, and nearly all the numerous large ball... quality of seed... be especially adapted for special purposes

Ozier-Searns Low... suitable for any cotton... and five-eighths inch... and upwards more... of cotton, and it was... It is being... conducting the experiments... the only difference... 40c.; 1 lb. 75c.; 10

Jackson's Llanble... decided on the main... this variety by... the crop on other... their crop on this variety

Send us the... We would like

# Godden's Evergreen Lawn Grass Mixture

This is one of the most successful combinations of grass mixtures that we have ever seen tried in the South. It produces a beautiful evergreen lawn throughout the entire season. It should be planted any time from October until March, but early fall plantings have proven more universally satisfactory. There is no danger of the mixture's being killed out by heavy freezing—the only danger is that it is likely to die down during the latter part of summer where there is an excessive long dry spell. This can largely be avoided, however, through proper preparation in putting the seed in. It is necessary that the soil be tilled very deep and that it be well fertilized before sowing the seed. The quantity of seed necessary for a given area is from a pound to a pound and a half to every 20 x 20 feet. It should be broadcasted on the freshly made seed bed and barely covered. The seed germinate promptly and grow up rapidly. Price of seed per lb., 15c. If ordered by mail add 10c. per lb. for postage.

---

## Cotton Seed

**Spruiell's Reimproved Prolific**—This variety is without question the very best cotton found advertised today. It is a vigorous grower, producing a heavy spreading stalk, bolls very large, requiring only about fifty to weigh a pound, each boll containing five locks firmly set in burr. It produces a very fine staple, has small white seed, and will gin more pounds of lint to a given number of pounds of seed cotton than any other sort. Our seed of this variety of cotton comes directly from Mr. A. M. Spruiell, the originator of the variety. Price: Pk., 35c;  $\frac{1}{2}$  bu., 60c; bu., \$1.00; 5 bu. lots, 90c. per bu.

**Russell's Big Boll Prolific**—This variety is getting to be the standard cotton over a great section of the South, and it is difficult to obtain a more satisfactory cotton, especially when a pure type can be secured. The trouble with this variety is that it is offered by "Tom," "Dick" and "Harry" all over the country, and nearly all of it is badly mixed. The variety is a very hardy grower and is distinguished by its enormous large boll and large green seed. It only requires about forty bolls of this variety to weigh a pound. In quality of staple it ranks well with all the other short staple sorts. This type of cotton seems to be especially adapted to very rich ground or bottom lands. Price: Pk., 25c;  $\frac{1}{2}$  bu., 40c; bu., 75c. Write for special prices in quantities.

**Ozler-Stearns Long Staple, Prolific**—This is a type of cotton bred out of a sea island type and is suitable for any cotton land in the South. The staple of this sort will average from one and one-half to one and five-eighths inches in length. It is very soft and silky in texture, and its staple will bring from one and upwards more in the markets than any other sort. There is a great demand for long staple varieties of cotton, and it would pay farmers to experiment and see if they can not produce such a cotton successfully. It is being done in some states with great profit. The variety here in question being used in conducting the experiment. The cotton in character, growth, &c., does not differ materially from other varieties, the only difference manifest is the unusual length of the staple and the fineness of its texture. Price: Pk., 40c;  $\frac{1}{2}$  bu., 75c; bu., \$1.25.

**Jackson's Limbless**—A peculiar type of cotton growing very tall and producing its bolls thickly clustered on the main stalk. The variety rarely makes any limbs to speak of. Fabulous claims are made for this variety by some growers. We believe it to be a real good cotton on strong soil, but not so profitable on upland as other varieties. Farmers should make an experiment on their own behalf before risking a crop on this variety. Pk., 50c;  $\frac{1}{2}$  bu., 85c; bu., \$1.50.

---

Send us the name of any of your friends interested in Seed. We would like to mail them a copy of this Catalogue.

AMZI GODDEN CO.,

Seed Merchants,

Birmingham, Ala.

ESTABLISHED 1857



INCORPORATED 1896

WE SELL  
EVERYTHING  
THAT IS PLANTED



*Amzi Godden  
Company*

*Seed Merchants  
and Florists*

Birmingham

Alabama.