


## **Historic, Archive Document**

**Do not assume content reflects current scientific knowledge, policies, or practices.**



62.09


1008

*Eg. Wickson.*

# CALIFORNIAN BULBS

GROWN BY

CARL PURDY








CALOCHORTUS GUNNISONII.

(Description and prices, p. 14.)

This superb half-tone and also those on pages 6, 11, 15, and 19 are from "Country Life in America," one of the finest publications in the world devoted to rural life. Published by Doubleday, Page & Co., 34 Union Square, New York.



DOG'S-TOOTH VIOLET BED (*E. REVOLUTUM*).

Showing the beauty of these lovely flowers in masses.  
(Description and prices, p. 19.)

RETAIL PRICE LIST

OF

CALIFORNIAN BULBS

INCLUDING

**BURBANK'S  
HYBRID LILIES**

---

CARL PURDY

UKIAH, MENDOCINO COUNTY

CALIFORNIA

1905



## MIXED CALOCHORTI.

### COLLECTIONS AND MIXTURES.

Mixed Brodiaeas .....	Per dozen,	15c
Mixed Calochorti in variety.....	"	20c
Mixed Calochortus Mariposa Tulips only .....	"	25c
Mixed Calochorti (El Dorados only).....	Per 100, \$2.00; "	25c
A collection of six sorts of Brodiaea (my choice six).....		50c
A collection of six sorts of Calochorti (my choice).....		60c
A collection of twelve sorts of Calochorti (my choice).....		\$1.00

A collection of twelve sorts at same rate.



# CALIFORNIAN BULBS.

## INTRODUCTION.



It was in the year 1879, when I was a boy of eighteen, that I first began the collection of the native bulbs, seeds, and plants of California. I was first employed by a firm in the East, which was the pioneer in hardy plants, and then gradually widened my field, until I now have customers all over the world.

It was not long after I had begun to collect before I tried to cultivate them as well.

Each year I traveled more widely as a collector and experimented more largely in the garden, until the time came when I could give to the business my entire time. My experiments in bulb culture have been in several localities and quite extensive.

Some years ago I discovered the peculiar fitness for the culture of true lilies of a little valley which nestles high in the Coast Range between Mendocino and Lake counties, California. There for some years I grew true lilies as well as many other bulbous plants with great success, and gained an education which enabled me to select a still better location at "The Terraces," only a mile away, where I have now concentrated my gardening operations.

It is probable that a better site for the culture of plants from many regions could hardly be found. It is at an altitude of 2,300 feet above the sea and 1,600 feet above Ukiah Valley, which can be seen four miles below. With a fine supply of water and rich and varied soils in many exposures, it is an ideal place, and I expect to grow the finest bulbs and plants of the Great West with perfect success there.

To secure and grow what is best of the flora of that immense region which stretches from Central British America to Mexico and from Colorado to the Pacific is a task which may well take years of time and endless patience, but it is the stint which I have set for myself and confidently expect to carry out.

While the native plants of our region have been my especial care, I have also experimented widely with bulbs from elsewhere, and probably

have the finest collection of Daffodils in America. With Tulips and Hyacinths I have also had great success, and am at present conducting an extensive experiment in their culture in connection with the United States Department of Agriculture.

#### RARE PLANTS.

Through a large corps of trained collectors I reach almost every part of the region which I have indicated as my chosen field, and have excellent facilities for securing any rare plant, bulb, or seed which any patron may be especially desirous of.

My charge for securing rare plants will be as reasonable as circumstances permit. Sometimes the desired plant is not one which would be desired by the general trade, and in that instance I would have to make a charge to cover the entire expense of securing it. A plant may be hundreds of miles from the nearest available collector, and when he has traversed that distance there are contingencies which may make the journey fruitless,—as, for instance, his arrival a little too early, before the seeds are ripe, or a little too late, when they have fallen. Again a dry season may have prevented any seed from forming or cattle or sheep have eaten the plants.

The actual time consumed in gathering a seed may be trifling, while the cost of reaching it is considerable. On the other hand, it has often happened that some very rare plant was readily accessible to some of my collectors and the expense to the customer very small.

Correspondence on this subject will receive careful attention.

#### THE BEST VARIETIES.

My extensive experiments in bulb culture have enabled me to test many things, and it is my aim to offer only the best. I have discarded many forms formerly grown, in favor of better ones.

#### TO VISITORS.

The Terraces are situated about eight miles southeast of Ukiah and well toward the summit of the range of mountains which separate Mendocino County from Lake County. The altitude of Ukiah is about 700 feet, while that of The Terraces is 2,300.

The Terraces are natural, and are a succession of steplike slopes caused by the deposition of lime and magnesia in a canyon. The longest step is over eighty feet high, and a beautiful stream, rising in large springs at the upper end of the highest terrace, jumps over the terraces in charming cascades and falls. The natural setting is both unique and charming, while the distant view is very fine.

After leaving Ukiah the route leads past the Insane Asylum and on

across the valley until about four and a half miles from Ukiah it enters the cañon of South Mill Creek, one of the most charming mountain streams in Northern California. For two miles the road is built with light grades. Then it becomes much steeper, and soon leads to sinuous grades along the mountain-sides, overlooking the distant valley.

It takes about two hours and a half, with moderately good horses and a light rig, from Ukiah, to go up, while half of that time is ample for the return.

Safe horses and a light vehicle with good brakes should be secured at Ukiah, and if the visitor is not a good driver, one should be secured.

The month of April ushers in the flowering season with Daffodils and Dog's-tooth Violets. Tulips soon follow, and are at their best in the early forms by the 15th. Hyacinths follow, and in early May come the Star Tulips and late-flowering Dutch Tulips.

In late May and early June the Mariposa Tulips are at their best, with a host of other bulbous plants. Early June brings early Lilies, while probably the greatest Lily bloom is about the 20th. Lilies linger into early July. After that time I have no flowers to interest the visitor.

I am not a grower of roses, carnations, or any other of the florist flowers, but a bulb specialist, and all of my bulbs flower before July.

I am certain to get letters at Ukiah on Saturdays and Wednesdays.

Other trips from The Terraces to town are irregular.

#### TERMS.

**Cash with order.** I guarantee that all bulbs shall reach customers in good order, and shall be of good quality.

**Claims for damages** must be made at once on receipt of goods.

**A large part of my bulbs are grown in the garden, and are of especially fine quality.**

**Date of shipment.** With few exceptions articles are ready after October 1st.

**Carriage.** I pay all carriage.

Prices quoted are **each** and **per dozen**. Six at dozen rate.

## BRODIAEAS.

This is a race of hardy bulbous plants, native to the Western United States, and especially adapted to woodland, hillsides, and rockwork, and for naturalization. When planted among ferns or low-growing plants, above which their slender stems nod gracefully, they are at their best.



BRODIAEA CANDIDA. (B. Howellii.)

(Description and prices, p. 8.)

The leaves are produced at their base and are grass-like, the naked flower-stalks are slender and graceful, and are terminated by a head or umbel of waxy flowers.

All are pretty, and some are very fine indeed. The bulbs ripen hard, and can be mailed to any part of the world.

## CULTURE.

Brodiaeas seem hardy in any part of the Eastern States, and are quite hardy in England. They are especially fine for naturalization in rocky places, in open woodlands, and on hill slopes. They are not very particular about soils, although few will stand wet or soggy soils. The safe

rule is to give a soil which is well drained and with some leaf mold.

Avoid stable manures, give good drainage, and do not water after they flower.

## SECTION I.

**Candida.** The flowers are large, of a very delicate light lilac, and are very handsome. See half-tone. 5c each; 50c per dozen.

**B. laxa.** This pretty plant has a stout stem, bearing a loose umbel of blue flowers—as many as 60 very lasting flowers. 3c each; 25c per dozen.

**Bridgessii.** Very fine, in reddish purple. 3c each; 25c per dozen.

**Hendersonii.** A dainty, small species, with light flowers lined with purple. 10c each; \$1.00 per dozen.

**Peduncularis.** Immense umbels as much as two feet across, with porcelain white flowers. It grows well in wet places, especially in light soils along stream courses. 3c each; 25c per dozen.

**Lactea.** Close umbels of white flowers banded green. Pretty; like a small Star of Bethlehem. 2c each; 20c per dozen.

**Ixioides, var. Splendens.** A most charming plant with yellow flowers. 3c each; 25c per dozen.

## SECTION II.

Flowers in loose umbels and of a thick waxy texture. Very lasting.

**Grandiflora.** Large, deep purple flowers. 2c each; 20c per dozen.

**Purdyi.** Reddish purple and odd. 4c each; 40c per dozen.

**Stellaris.** A beautiful dwarfish plant, with bright purple flowers with white centers. 3c each; 25c per dozen.

**Terrestris.** In this the stems rise hardly above the ground and form a cluster of pale purple flowers. 3c each; 25c per dozen.

## SECTION III.—CALIFORNIA HYACINTHS.

Flowers in close heads on long, slender stems.

**Capitata.** Violet flowers, two feet. 3c each; 25c per dozen.

**Capitata, var. Alba.** Fine, pure white blossoms. 5c each; 50c per doz.

**Multiflora.** A large head of violet-colored flowers on a stout, tall stem. 4c each; 40c per doz.



## SECTION IV.

**B. coccinea (The Floral Firecracker).** A wonderfully striking plant, with tubular flowers from one to one and one-half inches long, pendent in umbels, crimson, tipped with pea-green. The name is most apt. Among ferns or on rockwork the effect of a mass is very fine.

5c each; 50c per dozen.

## SECTION V.

**Douglassii.** Has slender stems and a tubular flower in very delicate blue tints. 5c each; 60c per dozen.

**Howellii.** Similar in porcelain blue; fine. 5c each; 60c per dozen.  
(See p. 6.)

## BLOOMERIAS.

These are very fine plants, much like *Brodiaëas*, but with bright yellow spreading petals. Easily grown in the same manner as *Brodiaëas*.

**Aurea.** 3c each; 25c per dozen.

## CALOCHORTUS CULTURE IN CALIFORNIA.

In California, the native State of most of them, it is the easiest possible thing to grow them well. And Californians, of all others, should cultivate the Butterfly Tulips, at once so beautiful and our own special pride.

Let the bed be slightly raised to give the perfect drainage, which is the first requisite to success. If it slopes slightly to the south it is better. The bed should be filled to the depth of about ten inches with a light, loose soil. Do not use one in which there is manure—sandy loam suits the larger number of them. To keep the soil loose and porous, any loose



CALOCHORTUS VENUSTUS PURPURASCENS.

(Description and prices, p. 12.)

material, such as small gravel and grit, spent tanbark, or pounded charcoal well mixed in, is a great help.

November is the best month in which to plant, but in California *Calochorti* can be put into the ground as late as February and make a good growth.

Plant about three inches deep, and as far apart each way. A little shade is a good thing.

Only water when plainly needed, and after they have flowered dry off completely, and leave alone until fall. The first rains will start them into fresh growth and they do not need to be reset.

### CULTURE IN THE EASTERN UNITED STATES.

Keeping the essentials that I have mentioned in view, the following from "Garden and Forest," of July 7, 1897, written by J. R. Gerard, a successful amateur of Elizabeth, New Jersey, will give valuable cultural hints: "It is probable that many who have ventured to grow them have been disappointed in results, for the cultural directions of the catalogues are usually more or less incorrect. They often recommend cultivation in frames or other conditions which deter most growers from attempting their cultivation. My experience with all the species is that they are not tender nor at all difficult to flower in this latitude in the ordinary garden border. *Calochorti* grow naturally in regions rainless in summer and where dormant plants waken into growth in the fall under the influence of moisture, but not necessarily of a high temperature. They are hardy here without protection, but must be classed with those bulbs whose foliage will not always endure the rigor of our winter. The successful growths of such bulbs requires that after being thoroughly ripened in the early summer they shall be kept perfectly dormant so late in the year that no foliage can appear above the ground until early in the ensuing spring. The simplest and safest procedure is to lift the bulbs after ripening foliage indicates dormancy, and store them in dry earth in a warm dry place, and plant out when the ground has lost its warmth, which in this locality is in November. Under such treatment they grow and flower well here even in soil too hard to work in dry weather, and with no other attention than that already suggested. Of course one does not plant bulbs in manured soil or soil rich in humus, which will hold water and ferment to their injury."

I would add that when similarly treated in cold frames, success is certain.

I believe that the *Globe* and *Star* Tulips, as well as such species as *C. Nuttallii*, *C. nitidus*, *C. Howellii*, *C. Gunnisonii*, and *C. Leichtlinii*, can be readily naturalized in Eastern woodlands.

A well-known Eastern gardener writes to me that in Central Pennsylvania *C. Gunnisonii* does well naturalized, only suffering from the rabbits, which are very fond of its foliage.

### CULTURE IN ENGLAND.

A successful grower in London "Garden" writes: "A large raised bed, formed in November, and sloping to the south, was composed of leaf mold and road grit in equal parts, with a similar portion of sharp sand. The bulbs were planted three inches deep, and the whole bed was covered

with reeds to throw off the heavy rains and keep the soil open. Many young growths appeared early in January, and by the end of February nearly all were showing above ground. The reeds were then removed. In my opinion a good many failures to grow *Calochorti* may be attributed to late planting. The main points in the culture of *Calochorti* are early planting, a light, porous soil, sunny position, protection from heavy winter rains (but not coddling), plenty of water whilst in full growth, and thorough ripening of the bulbs in August, either by taking them up or placing lights over them."

I would add that experience in England is tending to show that late planting is often best.

I find that *Calochorti* which are subject to mildew do better if planted in January or February. This is especially true of the desert species such as *C. Kennedyii*, *C. Nuttallii*, and *C. macrocarpus*. For these I would always recommend late planting and very porous soil.

#### CULTURE ELSEWHERE.

It will be noted that the conditions essential to success are much the same everywhere, taking climatic peculiarities into account. In Australasia exactly the treatment recommended for California should be given, but there they would be used for spring planting. In Central Europe as in the Eastern United States, and in the South as in California,



5. *ROMNEYA COULTERII*.  
7. *CALOCHORTUS ALBUS*.  
8. *MENTZELIA LEVICAULIS*.



only seeing that they are thoroughly dried off after flowering and lie dormant until the proper season for growth.

## CALOCHORTUS—DIVISION ONE.

### SECTION I.—GLOBE TULIPS.

Globe Tulips have a single, long, glossy leaf, slender and very graceful stems, and many flowers. The blossoms are globular in form, pendent like bells, and of the most exquisite silky texture. The plants as a whole are the perfection of grace, and while scarcely brilliant are beautiful. They are natives of the woodland, delighting in a loose soil, with some mold and light shade. They do wonderfully well when planted in the crevices of rocks in a little leaf mold. Indeed, the finest I have ever seen are in such situations. There are no more charming subjects for naturalization than these woodland beauties.

**Albus** (Fairy Bell—Lantern of the Fairies—White Globe Tulip). This most charming plant has stout, many-flowered stems, often a foot high. The large pendent blossoms are perfect globes, pure pearly white, an inch in diameter, edged with silky hairs. **3c** each; **25c** per dozen.

**C. albus** (The Pearl). This is the form common in the Northern Coast Ranges, and while lower in growth than the other, has a finer flower. In shape it is a large, pendent globe, well inarched, and of the most exquisite texture. **3c** each; **25c** per dozen.

**Amabilis** (Long known as Pulchellus). The flowers of this splendid sort are golden yellow in color, numerous, and of the same shape as the paper pin-wheels with which children play. **3c** each; **25c** per doz.

**Amoenus**. Like albus, but a soft rose pink. Simply exquisite.

**5c** each; **50c** per doz.


### SECTION II. STAR TULIPS.

Slender-stemmed graceful little plants, bearing from three to six cup-shaped flowers, of very delicate finish. Like the Globe Tulips, they are woodland plants, and well adapted to rockeries and naturalizing in woods.

**Benthamii**. Bright yellow. The dainty cup lined with silky hairs.

**3c** each; **25c** per doz.

**Lilacinus**. Native of heavy soils in wet meadows and very hardy and



CALOCHORTUS NUTTALLII.  
(Description and prices, p. 14.)

prolific. The numerous lilac or purple flowers borne on long stems, and not hairy within. To be highly recommended. 3c each; 25c per dozen.

**Maweanus major** (Cat-ears). The lovely white flowers are filled with silky blue hairs. I offer only an extra strong strain, which approximates the Giant Star Tulips in size. 3c each; 25c per dozen.

### SECTION III.—GIANT STAR TULIPS.

This fine group was first brought to the attention of the flower-loving public by myself in 1898. They rank very high among Calochorti. Nearly all of the species are from Oregon and the cold Northwestern portions of the United States, and as they grow in heavy, cold lands, their hardiness in England is assured. I offer the best variety.

**Purdyii.** Flower stem eight to fifteen inches high, four to nine beautiful erect flowers, an inch and a half across, covered with white hairs. Most charming. 9c each; \$1.00 per dozen.

## CALOCHORTUS.—DIVISION TWO.

### MARIPOSA TULIPS.

In this group of bulbous plants there is an elegance of form, with a wonderful beauty and variety of coloring, that justifies the enthusiastic praise they have received wherever they have become known.

The exquisitely modeled flowers are shaped like the true tulip, but are lighter and more graceful. The bulbs are small, the stems leafy, erect, and graceful, and the flowers many.

The bulbs ripen hard, like tulips, and are very easily mailed to any part of the world. They retain their vitality until after the first of the year, and many species until spring.

### THE TRUE BUTTERFLY TULIPS.

To this group of bulbs is very appropriately applied the Spanish name "Las Mariposas" (the butterflies). Their brilliantly colored flowers with eye-like spots on each petal and sepal, and other delicate markings with dots, lines, and hairs, are strongly suggestive of brilliantly colored butterflies. Only the Orchids can vie with them in beauty. Botanists have variously divided the species between *C. luteus* and *C. venustus*. They can all be considered either strains of one variable species or many species. I follow the usual horticultural naming.

**Venustus, var. Roseus.** This is the typical *C. venustus* as described by Bentham. It grows in the Southern Coast Range of California. The petals are broad, creamy-white suffused with pale lilac, a rose colored blotch is at the apex of the petal, a richly marked eye in the middle, while the base is hairy and beautifully tinted. The back of the petal is also richly colored with carmine. A most lovely species. 5c each; 40c per doz.

**Var. Purpurascens.** In this the flowers may be three inches in diameter, creamy white inside for half way, but with purplish center and purple outside. They have no rose-colored blotch, but have the usual eye. It is a strong grower, native to heavy soils, and is one of the best of all Calochorti. Colored plate in "Garden" (London), 1895. 5c each; 40c per doz.

The exquisite half-tone from "Sunset Magazine" beautifully shows the charm of this fine flower. (See page 8.)

### THE EL DORADO STRAIN.

This is an extremely variable strain of the true *C. venustus* found in the Central Sierra Nevada Mountains in California. It is readily distinguishable from the other variations by its long wedge-shaped petals. The plants are vigorous in growth, and from 1 to 3 feet high and quite floriferous. The flowers are large and the petals have a satiny luster which is most captivating. The variety of colors is remarkable, and not exceeded in any flower even under the hybridizer's care. From white they are found in all shades of lilac to deep purple, in all shades of reddish purple, pink, and salmons, and in rich deep reds. The markings are so numerous and variable as to be indescribable. Some few have a golden or red blotch near the apex of the petal, all have a rich eye variously marked, and all are beautifully marked and penciled about the base. They all grow together and the **mixed** bulbs as offered give endless surprises. There is no better investment for the flower-lover than a hundred or more. In addition to general cultural directions, I would say that this strain especially likes some shade and a very porous soil. **Avoid heavy soils.** All garden-grown stock.

**My Superb Mixed Bulbs.**

3c each; 25c per dozen; \$2.00 per 100.

### OCULATUS STRAIN OF *C. VENUSTUS*.

**Venustus, var. Oculatus.** These are among the very best Calochorti. Sturdy stalks bear flowers sometimes four inches across. In color they vary from white and cream through lilac to purple. The eye is large and richly zoned, the penciling about the base are very delicate, and the flowers very attractive.

3c each; 25c per dozen; \$2.00 per 100.

**Var. Citrinus.** This superb variety is like the last, but lemon-yellow, with almost black eye. In England this is considered the finest of all Calochorti. It is the largest seller of all with me.

3c each; 25c per dozen; \$2.00 per 100.

**Vesta.** This may be considered a variety of *C. venustus*, but I think it distinct. It is a species of my own, found in heavy clay soils, which nearly all of the other species are so impatient of. As a grower, it is the best of all Calochorti, and will succeed in almost any ordinary soil. The immense flowers are from three to five inches across, borne on long separate stalks, and numerous. Color white, suffused with lilac or rose-purple. Center red, back of petal purple, beautifully oculated. I think it **the best of all Calochorti.** Reports from Europe put it in the first rank. Supply certain.

Very large—10c each; \$1.00 per dozen.

Good—7c each; 60c per dozen.

### VARIOUS SPECIES.

**Splendens (The Lilac Mariposa Tulip).** A tall, slender, many-flowered plant with fine lilac flowers of a deep reddish lilac finely marked at base.

4c each; 40c per dozen.

**Splendens, var. Montanus.** A very pretty Mariposa, like last, but lower and with salmon-pink flowers.

4c each; 40c per dozen.

**Kennedyii.** The dazzling vermilion Mariposa of the deserts.

15c each; \$1.50 per dozen.

**Plummeræ.** A queen among Calochorti. In color a rich lavender, lined with long, yellow hairs, large flowers.

15c each; \$1.20 per dozen.

**Plummeræ (or Weedii) var. Rosea.** Of all of the Calochorti that I have ever seen this satiny pink flower is the most beautiful. It is not easily grown, but worth much trouble. First offered this year.

15c each; \$1.50 per dozen.

**Clavatus.** The largest-flowered and the stoutest-stemmed of all of the

Mariposa Tulips. The blooms, which are shaped like a broad bowl, are over four inches across, of a deep yellow, and the lower half covered by stiff yellow hairs, each tipped with a translucent knob, which in the light looks like an icicle. The stem is very stout and zigzagged.

15c each; \$1.50 per dozen.

**Nuttallii.** An exquisitely lovely, white-flowered plant, from the arid portions of the Great Basin. In purity of color and daintiness of marking it is notable. (See p. 11.)

5c each; 50c per dozen.

**Leichtlinii.** A subalpine form of the latter, growing to an altitude of 9,000 feet in the Sierra Nevadas; a slender plant with smoky white flowers, prettily marked and quite pretty. It should be perfectly hardy in cold regions.

5c each; 50c per dozen.

**Gunnisonii.** A superb species now unluckily becoming rare. White, tinted green, a band of green hairs across the petals at the base, and a purple band below that.

6c each; 60c per dozen.

The fine half-tone from "Country Life in America" in frontispiece shows the beauty of this elegant plant. Probably quite hardy in the East.

**Macrocarpus.** Unique in the shape of the flowers, which have long, narrow-pointed petals of a pale silvery lilac, with bands of green down the back.

6c each; 60c per dozen.

**Catalinæ.** A superb thing in lilac, with almost black spot at base; resembles the Butterfly Tulips. (See next page.) 10c each; \$1.00 per dozen.

**Nitidus.** A most unique and lovely plant midway between the Mariposa Tulips and the Star Tulips. It is a native of the Northwestern regions,



CALOCHORTUS GUNNISONII.

where it grows in cold, wet spots, and endures great cold. Strong growing, with from five to ten blossoms in an umbel. The flowers are large and white, with an indigo blotch in the center of each petal. Covered inside with silky hairs.

3c each; 25c per dozen.

The cut is from an article on "Las Mariposas." in "Sunset Magazine" for November, 1904.

**Howellii.** Another species of the class of *C. nitidus*. Straw-colored and beautifully fringed with hairs. Exquisite.

15c each; \$1.50 per dozen.

## CAMASSIAS.

A class of hardy bulbous plants of sturdy growth, hardy



CALOCHORTUS NITIDUS.



CALOCHORTUS CATALINÆ.

in any climate, and succeeding best in moist, clayey soils. Many long, glossy leaves grow from the base, much as in the hyacinth, while the tall, stout stems produce a large number of handsome lily-like flowers in a long succession.

The Camassias are desirable for any ordinary garden, where they will establish themselves and thrive for years without further care. To those wishing plants to naturalize about ponds, in damp grassy spots, or by stream sides, Camassias are invaluable. They are quite able to maintain themselves among grasses and hedges; their fine flowers are peculiarly fitting to such surroundings.

### CULTURE IN THE EAST.

Mr. F. W. Barclay in "Country Life in America,"

of November, 1903, says: "I have tried *C. Cusickii*, *C. esculenta*, and *C. Leichtlinii*, (in Pennsylvania,) all of which are hardy and will continue to live and do well in any good loam."

In the same magazine, E. O. Orpet, a well-known Massachusetts gardener, writes: "Camassias are easily treated here, and are most valuable early summer bulbs. All three are easily cultivated in any soil except where too much moisture is present."

**Esculenta.** A much finer strain than the ordinary ones sold by the Dutch growers. Tall, a deep purple. 2c each; 15c per dozen; \$1.00 per 100.

**Leichtlinii.** A strong-growing plant with large cream-colored flowers. When well grown, a beautiful thing. I have had it four feet high with 120 flowers. 10c each; \$1.00 per dozen.

**Leichtlinii Blue.** This very showy form from the British possessions is one of the finest introductions of recent years. The stems are two or three feet high, producing numerous flowers two or three inches across and of the most exquisite shade of blue purple, dazzling in the sunlight. The petals even and broad, the form compact. It is upon this fine plant that Luther Burbank is concentrating his efforts for improvement, already with marked success. Splendid for naturalization. 10c each; \$1.00 per dozen.

**Cusickii.** This is a giant among Camassias, with great leaves and a many-flowered stem, three or four feet high, with blue flowers. 10c each; \$1.00 per dozen.

## FRITILLARIAS.

### CULTURE.

There are two distinct classes of Californian Fritillarias. *F. biflora* and *F. pluriflora* grow in heavy clays in open lands, and thrive in grainfields wonderfully. They are easily grown in any fairly drained soil in which there is not manure. All of the others are woodland plants, growing where leaf mold is plentiful in shade. They must have a porous soil, good drainage, light shade, and some humus. Even then they are not steady bloomers, but a plant will expend its energies in one bloom and then rest a year or two. The bulbs bear ricelike grains, which grow readily when planted shallow in light soil.

In this group the stems are tall. The flowers are very much like lilies, the leaves in many circles. The bell-shaped flowers are strung airily in long racemes. The whole plant is the perfection of grace. In most of the species the flowers are in neutral colors, such as greenish brown or nearly black, but *Recurva* is as beautiful in color as any lily.

**Coccinea.** A very attractive species, with crimson flowers. 5c each; 50c per dozen.

**Lanceolata.** This is a tall, graceful plant, with greenish brown or yellowish flowers mottled with brown. 6c each; 60c per dozen.

Var. **Gracilis.** Flowers nearly black. Pretty. 6c each; 60c per dozen.

**Pudica.** A most charming, very early, clear yellow-flowered, fragrant sort, of high merit. Low-growing. Very fine. 6c each; 60c per dozen.

**Recurva.** The finest *Fritillaria* in the world. The tall stalk produces as many as a dozen brilliantly clear scarlet flowers spotted with orange in the throat. Fine bulbs. 5c each; 50c per dozen.

**Lanceolata, var. Gracilis.** A charming form of the latter, with reddish black flowers. 6c each; 60c per dozen.

**Biflora.** A fine low-growing *Fritillaria*, with broad, nearly black bells. 6c each; 60c per dozen.

**Pluriflora.** Much like last, with fine reddish pink flowers. Quite a beautiful plant. The last two are much more readily grown than the others. 6c each; 60c per dozen.

## ERYTHRONIUMS, OR DOG'S-TOOTH VIOLETS.

If these most beautiful of Woodland Lilies had no other charm than that of their two large glossy base leaves, they would be prime favorites for woodlands, shady corners, and rockeries.

The slender stems gracefully bear nodding flowers shaped like a Turk's-cap Lily, and most daintily tinted in red, pink, white, cream, or yellow, according to species.

They are perfectly hardy, with a protection of leaves in the winter, and for naturalization in woodlands or on shaded rock, for the fern corner, or any sheltered spot, are unrivaled.

It is in the regions where the springs are cloudy or foggy, as in Oregon or England, that they are at their best. There, with their fitting wood companions, the leaves carpeting the ground, and the flowers two or three inches across, and borne on stems a foot or more high, they form a beautiful sylvan picture.

### CULTURE OF DOG'S-TOOTH VIOLETS.

They are perfectly hardy, with a winter covering of leaves. These lilies can be grown in clay, sandy loam, gravelly soil, or the most rocky kind of soil possible.

The one essential is good drainage and light shades and shelter from sharp winds. The very best success will be had in a soil rich with leaf mold. The fern bed, rocky places, or cool woodland all suit them well.

"Our one great success with California bulbs is with the Western Dog's-tooth Violets," writes E. O. Orpet from Massachusetts in "Country Life in America."

The Pacific Coast produces species far exceeding others. In comparison with the others the names "Giganteum" and "Grandiflorum" are most fitting.



E. REVOLUTUM WATSONII.  
(Description and prices, p. 19.)

**Grandiflorum.** The type of this species is from high mountains, or sub-alpine in the Rockies and the great mountains of Oregon and Washington. There it shoots up in a brief summer, and deserves its name of "**Great-Flowered.**" My collectors have seen it two feet high. The leaves are light green and not at all mottled, the flowers the brightest of buttercup yellow. A most beautiful plant, but with a tendency in California to flower too quickly, and with a short stem. (See next page.) **4c** each; **36c** per dozen.

**Var. Robusta.** A bright yellow flower, with red anthers like last, but easily grown well. **Very beautiful.** **4c** each; **40c** per dozen.

**Citrinum.** Leaves finely mottled, flowers cream-colored, with the brightest of yellow centers. **5c** each; **50c** per dozen.

**E. giganteum.** One of the very best. The leaves are most beautifully mottled, the flowers two or three inches across, cream-colored, with reddish brown markings at the base. Stems stout, bearing from a few to over a dozen flowers. Exceptionally easy to grow.

**2c** each; **20c** per dozen; **\$2.00** per 100.

**E. Californicum (White Beauty).** A fine, strong form, with nearly white flowers, often beautifully marked with brown. **3c** each; **25c** per dozen.



ERYTHRONIUM HARTWEGGII.

**Hartweggii.** Each of the fine, light yellow flowers is borne on its own slender stem, several in a sessile umbel. Very early and very hardy. It will grow in dryer soils than any other, and better resists heat. The short heavy bulbs can be handled dry, and are as easily shipped as tulips, in dry packing. **3c** each; **20c** per dozen; **\$2.00** per 100.

**Howellii.** Rare. Nearly white, tinted pink. **10c** each; **\$1.00** per dozen.

**Hendersonii.** With the beautifully mottled leaves of Giganteum, it has a fine light purple flower with a very dark purple center, above which is a zone of yellow. Lovely and striking. (See illustration, p. 30.)

**4c** each; **35c** per dozen.



**THE REVOLUTUM.**

These form a group with distinct habits and likings as to soils.

As a rule, the leaves are not so darkly mottled as in *Giganteum*. The leaves are broader, the stems seldom have more than one flower, and are very sturdy, a foot or two high. The broadly spreading flowers have more substance. They grow naturally on the borders of woods in heavy clay soils. I find them often growing most luxuriously in soils that are wet all winter. At the same time they thrive in lighter and dryer soils. All are simply superb as garden plants. The varieties are not the result of selection, but each comes from a different locality, where it grows to the exclusion of others.



ERYTHRONIUM GRANDIFLORUM.

**Revolutum** (Type). A grand species, white or tinged purple when opening, and turning darker with age. 4c each; 40c per dozen.

**Johnsonii**. A most exquisite rose-colored form. By some considered the finest ever introduced. 5c each; 50c per dozen.

**Var. Watsonii**. The flowers are cream-colored with a greenish caste, and often with a red band across the base. In cloudy weather the blossoms are broadly bell-shaped, but in the sunlight well recurved. A grand form. (See illustration, p. 17.) 4c each; 40c per dozen.

**MIXED ERYTHRONIUMS.**

Especially to accommodate those who wish cheaper bulbs to naturalize, I have been putting up a mixture of medium-sized bulbs, which are sure to give the very best satisfaction. 25c per dozen; \$2.00 per 100.

**CALIFORNIAN LILIES.**

In the number and beauty of its Lilies, California ranks next to Japan. Our *Humboldtii*s are among the most stately of the world's Lilies. None excel our *Washingtonianum*s in exquisite fragrance. Our *Pardalinum* is the best of all that the world produces, in its adaptability to ordinary garden conditions. Our *Parryii*, with its deliciously scented lemon-colored flowers, would be placed by a large majority of the world's growers among the two or three most lovely of all known species.

My specialty is Californian Lilies, and in my Terrace Gardens is the largest and most complete collection in the world. It is worth a long journey to be there when the thousands upon thousands of plants are at the height of their flowering season.

Californian Lilies can be well divided into four sections, according to their affinities, and into two groups as to their culture.

#### CULTURE GROUP I.

The Lilies of the Humboldtii and Washingtonianum groups are natives of cool slopes in mountainous regions, where they grow in the forests or where protected by a growth of shrubs. The soil is deep, perfectly drained, composed of clay or a rich loam, mixed with leaf soil and the debris from broken-down rocks.

In cultivating these lilies we should take lessons from nature:—

1. Situation of the lily bed. They should be planted where they are protected from cold winds, and the soil is not dried out by the direct heat of the sun. On large grounds, the ideal location is a glade in the woods, but the partial shade of deciduous trees, the shelter of rhododendrons or bamboos, or similar shrubs, or of tall-growing perennial plants, may give conditions quite suited to their culture. A protected nook on the shady side of the house is best on small grounds, and ferns are congenial neighbors.

2. Drainage. This must be perfect. If the ground is heavy and clammy, underdrainage should be given, and the soil made lighter and looser by the addition of humus and porous materials.

3. Soil. This should be a fairly good loam, mixed with humus and sand. New manures are always to be avoided with Lilies.

4. Planting. They should be planted so that the top of the bulb is not less than four inches from the surface; about each bulb put a layer of an inch or so of sand which will carry away excessive moisture and prevent fungous attacks.



LILIUM HUMBOLDTII.  
From the Sierra Nevada.  
(Description and prices, p. 22.)

5. Watering. Lilies should not be kept water-soaked, but should have a moist surface during the growing season. They are better to be kept rather dry after they have flowered.

**Never move a lily bulb unless absolutely necessary.**

My very best success with Lilies of this group has been in a very loose gravelly soil rich with leaf mold and with water running above and percolating under the roots.

### CULTURE GROUP II.

The second group into which I would divide Californian Lilies as to culture comprises all of the so-called Bog Lilies. The *Pardalinum* and *Parvum* group are so classed.

These Lilies grow naturally along the banks of small living streams, on the borders of lakes and ponds, in deep alpine meadows, on the borders of or on raised hummocks in bogs. Their bulbs are not so deep as the others, and they are more dependent upon surface moisture. The soil in such places as I have mentioned is always rich in rotten leaves and usually sandy; sometimes it is peat or pure humus. Low shrubs or tall plants protect the surface from heat, while the tall stalks rise above them into the sunlight. Be careful as to the following points:—

1. Drainage. The fact that they like moisture does not mean that they like a water-soaked soil. Many failures with Bog Lilies are due to this error. Better err in the direction of dryness. If the roots can go down to moisture all the better, but don't of all things put the bulb in wet, gummy soil.

2. Soil. A light sandy loam mixed with leaf mold or peat is the best possible.



LILIUM PARVUM.  
From the High Sierra Nevada.  
(Description and prices, p. 25.)

3. Situation. My description of the natural habitat will suggest the best location where large and varied grounds give a choice. On the margin of a pond or brook, planted a foot or so above the water level, in moist meadow-like expanses in sheltered places, or damp openings in woods. These are ideal locations for all of these Lilies.

In small grounds a hydrant can be so arranged as to give a constant drip; the fern corner is good, and the rhododendron bed is perfectly adapted. *Pardalinum* will grow splendidly where good potatoes can be produced if the ground is a little shaded.

#### SECTION I.—HUMBOLDTII.

*Humboldtii*. A grand Lily, growing as tall as ten feet, but usually four or five feet high, with very stout stem and many large orange-red flowers, spotted with small maroon spots.



LILIUM RUBESCENS.

From Mendocino County, California.

(Description and prices, p. 24.)

Immense, 9 inches and upwards in diameter. (See illustration, p. 20.) 40c each; \$4.00 per dozen.

Very large, 8 to 9 inches in diameter. 30c each; \$3.00 per dozen.

Fine, 7 to 8 inches in diameter, 20c each; \$2.00 per dozen.

**Var. *Magnificum*.** A grand species, differing from preceding in darker foliage, in the spots on the flowers being each surrounded by a circle of crimson, and in splendid growing and flowering qualities. It is sure to flower the first year after planting, and is a splendid grower. None better. Good bulbs. 30c each; \$3.00 per dozen.

**Var. *Bloomerianum*.** Like the preceding in color and flowering qualities, but with a very small bulb and a small stem. Very pretty. 30c each; \$3.00 per dozen.

***Columbianum*.** Like a miniature *L. Humboldtii*.

Bright golden yellow spotted maroon, 2½ to 3 feet. Good. 20c each; \$2.00 per dozen.

*Bolanderii*. One of the rarest of Lilies; 1 to 3 feet high, slender, with bell-shaped, deep crimson red flowers dotted purple. I have not as yet a stock of cultivated bulbs of this. Collected bulbs are from woodland among rocks, and nearly all the bulbs are more or less worm-eaten. Customers must order with understanding that this is so. 40c each; \$4.00 per dozen.



LILIUM PURPUREUM. (Washingtonianum.)

## SECTION II.—WASHINGTONIANUM AND ALLIED SPECIES.

*Washingtonianum*. A grand Lily, from 4 to 8 feet high. The leaves are few, in distant whorls. The numerous flowers are pure white and with a most pleasing spicy fragrance. The blossoms are long trumpet-shaped, the petals narrow and well separated from each other. The bulb is large and never with jointed scales. It is not nearly as good a grower as the *Purpureum*, although prettier. The bulbs are very large and too liable to soft rot. While I would recommend it for its beauty, a dealer should prefer the *Purpureum* for its easier handling. 25c each; \$2.50 per dozen.

Var. *Minor* (The Shasta Lily). A most charming variation found about the base of Mt. Shasta in Northern California. The flowers are very fine, the stems slender, and the bulbs less than quarter the size of those of the typical *Washingtonianum*, although quite as floriferous.

20c each; \$2.00 per dozen.

*Purpureum* (L. *Washingtonianum*, var. *Purpureum*). This splendid Lily has well-marked differences from the old species, and cannot well be con-

sidered otherwise than as a distinct sort. The bulb is solid and the scales always jointed, the stem is very stout and leafy, the leaves are many in a whorl and the whorls crowded, the flowers are in a short trumpet, the petals broad and closing the throat. In color this Lily varies. There are regions where it is as pure white as the Washingtonianums of the Sierras, and which never color with purple at all. In other localities the flowers either open white and very soon turn purple, or with the petals flushed purple and soon becoming deep purple.

It is a native of all Oregon from the Cascades west, and is a far better grower than the others.

Large bulbs, 8 inches and over in diameter, 30c each; \$3.00 per dozen.

Petioled solid flowering bulbs, 7 to 8 inches, 20c each; \$2.00 per dozen.

*Rubescens* (The Redwood Lily). A beautiful, very distinct Lily. Tall and slender, flowers opening white dotted purple, soon changing to deep purple, and then to deep wine color. Its fragrance is the most exquisite of any Lily. I have seen it twelve feet high in cultivation here in California. (See illustration, p. 22.) 40c each; \$4.00 per dozen.

*Kelloggii*. A new Lily, discovered by myself in Northern California; 3 to 4 feet high, slender, three to fifteen flowers. The flowers have closely revolute petals of a pinkish color, finely dotted purple; fragrance peculiar and very delicate. A fine Lily. 60c each; \$6.00 per dozen.

### SECTION III.—LEOPARD BOG LILIES.

*Pardalinum*. One of the best Lilies in cultivation. There are many varieties. I offer one native to my Lyons Valley place, and one of the showiest. Stout stems 3 to 6 feet high, quite leafy, with broad leaves, many large showy flowers in which the petals are a reddish orange from base two thirds. In this space they are heavily dotted with maroon, the petals are tipped with glowing red, and closely revolute. A hardy, thrifty Lily, which with any care can be grown well in every garden. During the past two years a number of English growers reported in the "Garden" the Lilies which they could grow successfully, and no list omitted the *Pardalinum*. 10c each; \$1.00 per dozen.

**Var. Johnsonii.** A strong dark-leaved variety with brilliant deep red flower. Very satisfactory. 20c each; \$2.00 per dozen.

**Var. Fragrans.** A tall stout lily, quite leafy with broad leaves. The flowers have much of orange in the color scheme, are showy, and have a delightful fragrance. 50c each; \$5.00 per dozen.

*Roetzlii*. Stem slender, leaves crowded, very long and slender, the closely revolute perianth a clear reddish orange throughout, dotted maroon. A rare Lily, long lost, but reintroduced by myself. 20c each; \$2.00 per dozen.

### SECTION IV.—PARRY'S LILY.

*Parryii* (one of the world's finest species). The slender leafy stem is from three to five feet high and bears from a few to twenty-five long trumpet-shaped, lemon-yellow flowers. It is sweetly fragrant. In some forms the center is faintly dotted brown; in others the color is solid.

Very large bulbs, \$1.00 each. Fair bulbs, 40c each; \$4.00 per dozen.

I sent a special collection to the high mountains where it grows, with instructions to spare no trouble to secure the finest bulbs. *Lilium Parryii* is not a very easy Lily to grow. My collectors find it finest along the

banks of streams where the water has made deposits of silt, leaves, and charcoal and dead wood. There, with its bulb well above water, the roots run down to perpetual moisture.

*L. Parryii* can at this time only be found in high alpine valleys, and the bulbs flower when very small and very few become very large.

#### SECTION V.—SMALL-FLOWERED BOG LILIES.

*Parvum*. A charming little Lily which under favorable treatment grows five or six feet high, with many small bell-shaped flowers. It is orange at the center, with crimson tips. From the subalpine regions about Lake Tahoe. (See illustration, p. 21.) 20c each; \$2.00 per dozen.

*Parvum, var. Luteum*. A taller variety with clear yellow flowers more revolute at the tips. 20c each; \$2.00 per dozen.

*Parviflorum*. A very charming Lily, like a miniature *Pardalinum*. The earliest-flowering of our species. 15c each; \$1.50 per dozen.

*Maritimum*. A beautiful Lily with dark-red funnel-formed flowers. 20c each; \$2.00 per dozen.

### BURBANK'S HYBRID LILIES.

During a period extending over a number of years Luther Burbank, who is now recognized as the greatest improver of plants the world has ever known, crossed and hybridized Lilies.

In the course of his experiments, thirty or forty of the world's Lilies were used, and hundreds of thousands of plants grown from the seed and flowered. No experiment in the improvement of Lilies can be mentioned in the same breath, either when the number of individuals grown in the effort or the results produced are considered. At the conclusion of his work he had perhaps a hundred plants which had been selected from a vast number of the very best. One of these, a cross between *Pardalinum* and *Washingtonianum*, a good Lily, but by no means the best, was introduced and without his consent called *L. Burbankii*. The others were turned over to me to be put in my Lyons Valley garden (where conditions were ideal for their culture), to be further selected from, and the very best propagated. In their new home they have done well, but the process of scale propagation is a slow one, and it will be several years before some of the magnificent species which were represented by a single bulb will be grown in sufficient quantity to offer to the world.

I am able to offer to the world on joint account of Mr. Burbank and myself three fine varieties, either of which is a grand acquisition.

1. **Hybrids of *Pardalinum* and *Humboldtii***. Of these there are fifty forms which I will sell in mixture. All share in the vigor of *Pardalinum* as a grower and the very strong habit of *Humboldtii*. All are splendid flowers in shades of orange and crimson and dotted maroon. The bulbs are rhizomatous, very large and heavy, and the stalks grow from five to seven feet high. They are truly grand Lilies. 75c each.

2. A selected hybrid of *Pardalinum* on *Parvum*. It is a tall, strong Lily, with very many bell-shaped rich red flowers which face horizontally and give a very brilliant appearance. It is an excellent grower. 75c each.

3. ***L. Pardalinum* (Red Giant)**. Mr. Burbank's records were not perfect as to the parentage of all of the hybrids. This is unquestionably of hybrid

origin, but its parentage is not traceable. The stems are very heavy and leafy and of medium height. The immense broadly spreading flowers are orange at center with a broad expanse of the deepest crimson. A most striking novelty. **75c** each.

There are still to come a set of fragrant *Pardalinum Parryii* hybrids with yellow and lemon-colored flowers as large as a *Harrissii*, and lovely beyond any known species.

## TRILLIUMS.

Trilliums are attractive plants, closely related to the true Lily. They can be divided into two classes: The *Grandiflorum* class are from woodlands, and grow in a cool, damp soil, rich in mold. The *Sessile* class are natives of much heavier soils. Usually they are to be found growing on the margins of streams, ponds, or bogs. They are extremely hardy, thrifty, and the best are very satisfactory plants to grow in any cool, shaded corner of the ordinary garden, where they flower very early and last a long time, and are altogether easy growers.

For naturalization the *Grandiflorums* in woodlands, and the *Sessiles* both there and on the borders of streams, ponds, or bogs, are among the very best plants known.

*Ovatum*. The Californian representative of the *Grandiflorums*. Very pretty, pure white, gradually becoming wine color. **5c** each; **50c** per doz.

### SESSILE FORMS.

*Sessile*, var. *Californicum*. A grand plant. Pure white with purplish tinge at center. Very strong growing.

**5c** each; **50c** per dozen.

Var. *Snow Queen*. The best of all.

With the large habit of the *Californicum*, petals broad, pure white tinged cream, and with creamy center. The finest of bog Trilliums.

**5c** each; **50c** per dozen.

*Petiolum*. A rare variety from Eastern Oregon, with purple flowers and the leaves with separate stems.

**6c** each; **75c** per dozen.



## TULIPS.

These bulbs, grown in Holland in vast numbers, and sold all over the world, are the most brilliant of bulbous plants. Both on my own account and in connection with the United States Department of Agriculture, I am experimenting largely in their culture, and have so far been quite successful.



I have a large number of species in my gardens, but am not yet ready to offer any list commercially.

### CULTURE OF TULIPS IN CALIFORNIA.

As a rule, they are not well grown in our State, and they are so desirable that I will give some of the essentials of success.

**Situation.** Throughout California quite warm spells are almost a certainty in late winter. If Tulips are planted in a warm situation, they are hurried into a premature bloom, the stems are short, the flowers half-developed, and if the heat continues the bulbs ripen too soon and are poor. A site for the tulip bed should be chosen which is shaded either naturally or artificially at least half the day. A lath shelter will give better results than the shade of trees. Shelter from hard winds must also be had. The bulbs should be planted early,—October is none too early, and earlier would not hurt. Until the flower-stems start they should be watered moderately, but after that they should have an abundance. The object throughout should be to give them as long a growing season as possible.

The soil should be most thoroughly drained. If at all heavy, it should be underdrained, and a good way is to put a heavy layer of gravel or broken brick at a depth of say a foot. A mixture of loam and one third well-rotted cow manure gives good results. The treatment suggested for Calochorti is excellent.

If the bed can be left dry in the winter, it is not necessary to lift the bulbs oftener than once in two years; then only to divide them.

The late Tulips are best for California.

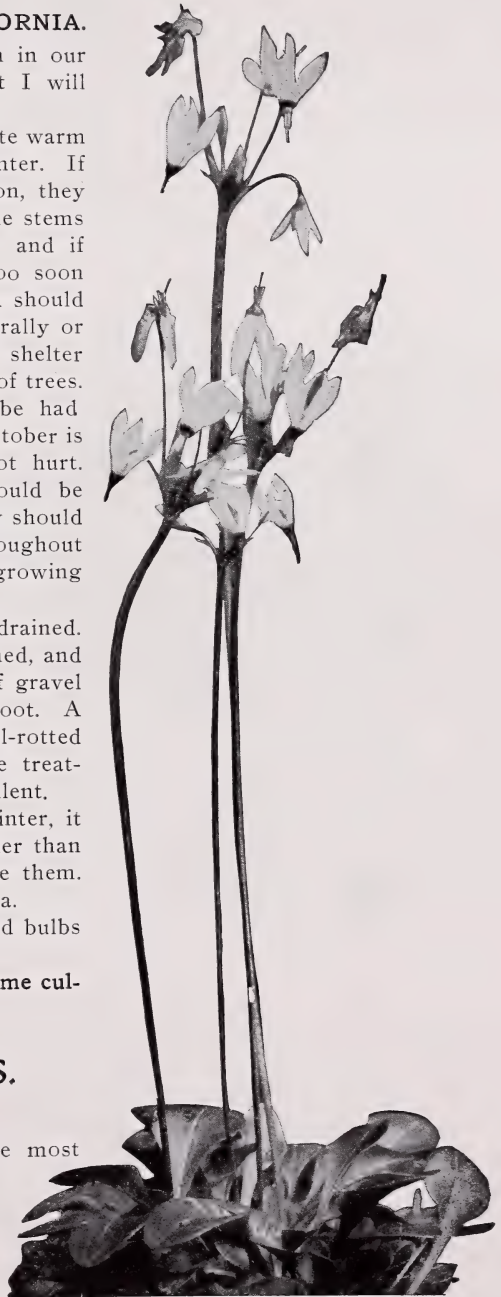
I can offer a fine mixture from named bulbs at 30c per dozen.

Hyacinths need almost exactly the same culture as Tulips.

### AMERICAN COWSLIPS.

#### (DODECATHEONS)

These dainty plants are among the most charming wild flowers of California. With our fall rains they begin to grow, and the first mild days in the early spring bring their sweet blossoms. They ripen early with us, and in the summer the spider-like roots



AMERICAN COWSLIPS.

become so dry that they break at the touch, but a little moisture quickly starts them into life again. All are beautiful, and California gives a charming variety in color and habit. There is a bog-growing form in the high mountains (*Jeffreyii*) which I do not handle.

Either as pot plants for forcing, or in the garden, they are easily grown and pleasing. Any ordinary garden soil will do, although they thrive best in a sheltered (not necessarily shaded) situation, in loose, well-drained soil in which there is a mixture of rotted leaves.

**Clevelandii.** One of the best. Tall-growing, with fine flowers, pure white, or delicately suffused with pink. I cannot supply the pure white variety separately.

4c each; 40c per dozen.

**Hendersonii.** The best red species. Patulum yellow.

3c each; 25c per dozen.



N. BARRII CONSPICUUS.



N. MRS. LANGTRY.

(For prices, see next page.)

## LADY SLIPPERS (CYPRIPEDIUMS).

**Montanum.** A very fine Lady Slipper, somewhat like *Spectabile*. The flowers are white with brown wings. It grows best in a shady spot, in a soil rich in leaf mold and rather moist.

10c each; \$1.00 per dozen.

**Californicum.** A bog plant with great leaves and stems and rather small yellow flowers. **Rare.** It grows in great matted masses.

25c each; \$2.00 per dozen.

**Epipactes gigantea.** This is a most charming plant, so like a Lady Slipper as to almost always be mistaken for one. The flowers are pretty and brownish. The leaves like *C. montanum*. It forms clumps when planted on a stream-bank or in moist soil rich with mold.

15c each.

## NARCISSUS, OR DAFFODILS.

I am a large grower of Daffodils and have a very fine named set. Owing to press of other work, I can only offer a limited number this year, but believe that my patrons will find them of the very best.

**Emperor.** An extra large long trumpet variety.

6c each; 60c per dozen.

**Empress.** A large yellow trumpet with white wings.

6c each; 60c per dozen.

**Victoria.** A superb sort like Empress, but with broader trumpet.

10c each; \$1.00 per dozen.

**Barrii conspicuus.** 3c each; 25c per dozen.

**Mrs. Langtry.** White. 4c each; 50c per dozen.



N. BICOLOR TYPE.

## WILD-FLOWER SEEDS.

The beautiful half-tones 5 and 8 on page 10 picture two of California's most beautiful wild flowers. I have many more. I will put up collections—5 packets for 50c; 11 for \$1.00; 25 for \$2.00. All pretty.



ERYTHRONIUM HENDERSONII.  
(Description and prices, p. 18.)

# WOULD YOU PICK A PLUM?

## WE HAVE ARRANGED.

in conjunction with Doubleday, Page & Company, the publishers of the new **Garden Magazine**, now acknowledged to be the representative American gardening periodical, to offer this One Dollar publication for six months (including special and double numbers) and the most helpful and up-to-date book on **How to Plan the Home Grounds**, by the eminent landscape gardener, Samuel Parsons, Jr. (One Dollar edition in cloth), to our customers, postpaid, for a very low sum.

We can say but a few words in this limited space about the magazine and book. The former is an *up-to-date encyclopedia of gardening*. The latter is a complete general guide to planting. Together, we believe they are absolutely the largest value worth any gardener or home-builder could buy. They are sold separately everywhere at full price. Our customers get them both for \$1.00 if they speak now.

You will certainly, sooner or later, buy the book or the magazine. Why not take advantage of this greatly reduced price?



**THE GARDEN MAGAZINE** is already too well known to require a description on this page. It is by far the most beautiful, helpful and readable periodical on gardening. It will be even larger and better for the coming year, a constant reminder and guide for the growing of flowers, vegetables and fruits, in many superbly illustrated articles and twenty-five regular departments. We can only suggest two of the twelve timely numbers.

**GREAT FALL PLANTING NUMBER** (Sept. 15th). Millions of dollars are spent each year, when autumn comes around, for bulbs, hardy plants and trees. More and more expert gardeners plant in the fall. *Hardy plants and bulbs put carefully into the ground in the fall are ready to take advantage of the early spring season, and get vastly better results.*



\$1.00 a year. 10c. a copy


### DOUBLE NUMBER

*For April*

With the pace set by the great Planting Number last April, it will easily be the most important and helpful garden publication of the year.

*"Would not take \$50 for my April number if I could not get another,"* says one man who enjoys the pleasures of a good garden.

**CONTENTS:** Selection of Home Grounds; Selection of a House Site; Roads and Paths; Lawns; Flower Gardens; The Terrace; Plantations; Deciduous Trees and Shrubs; Evergreen Trees and Shrubs; Hardy Herbaceous Plants; Aquatic Plants; Hardy Vines and Climbers; Bedding Plants; Pools and Streams; Woodlands; The Use of Rocks; Residential Parks; Fences, Bridges, and Summer Houses; Plants for General Use on Home Grounds; Contracts and Specifications; Parks and Parkways; Churchyards and Cemeteries; Seaside Lawns; City and Village Squares; Railroad and Station Grounds.



**HOW TO PLAN THE HOME GROUNDS**  
Samuel Parsons, Jr., the author, is a Fellow of the Society of American Landscape Architects, and was for years Superintendent of the New York Parks. He gives practical directions not only for laying out the home grounds, selection of site, the care and making of roads and paths, lawns, woodlands, hedges, gardens, selection of plants and trees, etc., but also in a second section he treats of the village improvements, designed to elevate public taste, as it concerns the highways, the schoolhouses, the stations, and the village outdoor life generally.

Size, 5 x 7½; pages, 249; illustrations, 56; binding, cloth; price, net, \$1.00

--- Cut the Plum, or

Pin One Dollar Bill to This Page

I enclose \$1.00, for which send me **The Garden Magazine** (six months), including the **Evergreen Manual**, **Fall Planting Number** and other special issues, and **How to Plan the Home Grounds** (One Dollar Edition, postpaid).

Name \_\_\_\_\_

Address \_\_\_\_\_

*This offer is limited to 90 days. Book and magazine sent to separate addresses if desired.*

