

## **Historic, Archive Document**

Do not assume content reflects current scientific knowledge, policies, or practices.



ESTABLISHED 1828

1908

80<sup>th</sup> YEAR

BUIST'S  
BIG  
BOSTON  
LETTUCE



U.S. Department of Agriculture  
Washington, D.C.  
*Buist's*


Garden Guide  
AND  
Almanac,

# BUIST'S SEEDS

ARE RELIABLE



BUIST'S MORNING  
STAR PEAS



BUIST'S PERFECTION  
WHITE SPINE CUCUMBER

**ROBERT BUIST COMPANY,**  
SEED GROWERS, NOS 4 AND 6 SOUTH FRONT ST.  
PHILADELPHIA, PA. U.S.A.

This is the **79th YEAR** for **BUIST'S GARDEN ...SEEDS**

The growing of Buist's Garden Seeds was commenced by the father of the present proprietor in 1828. During this long period our greatest effort has been in establishing a reputation for their Purity, Quality and Sure Germination. How far we have been successful in accomplishing this, we have only to refer to the great success of our house and the extended trade we have secured for our seeds from almost every part of the civilized world. We know that there could be no finer Seeds produced than are supplied by us, as they are exclusively of our own growth on our Seed farm, or on the farms of our private growers, and raised from the Choicest Selected Stocks. Our Seeds will always be found of the **finest quality, purest strain** and of the **strongest germination**.

The great advantage, therefore, that we possess over seedsmen who are obliged to purchase their supplies is very great, as neither the age or purity of Seeds can ever be distinguished by their appearance, which will account in a great measure for so many unsatisfactory Seeds being annually sold.

## Our Special Offer this Season

### PREMIUMS on PURCHASES of GARDEN and FLOWER SEEDS

For Every Dollars worth you purchase in Packets, Ounces and Quarter Pounds You may Select from this Garden Guide to the Value of One Dollar and Twenty-five Cents.

**WE ALSO MAIL THEM FREE AND GUARANTEE SAFE DELIVERY**

For ONE DOLLAR	—	you may select	\$1.25	worth in Packets, Ounces and Quarter Pounds
For TWO DOLLARS	“	“	2.50	“ “ “ “ “ “
For THREE	“	“	3.75	“ “ “ “ “ “
For FOUR	“	“	5.00	“ “ “ “ “ “
For FIVE	“	“	6.25	“ “ “ “ “ “
For SIX	“	“	7.50	“ “ “ “ “ “
For SEVEN	“	“	8.75	“ “ “ “ “ “
For EIGHT	“	“	10.00	“ “ “ “ “ “
For NINE	“	“	11.25	“ “ “ “ “ “
For TEN	“	“	12.50	“ “ “ “ “ “

### OUR SPECIAL PRICES FOR SEEDS IN PACKETS ONLY

We put up all our Seeds in both the Small and Large Sized Packets, and as there are many who purchase their Seeds in this way, we sell them at the following special low prices, MAIL THEM FREE, AND GUARANTEE THEIR SAFE DELIVERY. Selections can be made by the purchaser.

FOR THE SMALL SIZED PACKETS				FOR THE LARGE SIZED PACKETS			
25	Packets at 3	Cents for	\$ 0.75	25	Packets at 4	Cents for	\$ 1.00
50	“ “ 2 $\frac{3}{4}$	“ “	1.38	50	“ “ 3 $\frac{3}{4}$	“ “	1.88
100	“ “ 2 $\frac{1}{2}$	“ “	2.50	100	“ “ 3 $\frac{1}{2}$	“ “	3.50
200	“ “ 2 $\frac{1}{4}$	“ “	4.50	200	“ “ 3 $\frac{1}{4}$	“ “	6.50
500	“ “ 2	“ “	10.00	500	“ “ 3	“ “	15.00

### Wholesale Prices to Market Gardners' and all other Large Purchasers of Seeds

If you purchase Seeds largely or grow Vegetables for market, send for our Market Gardeners' Quarterly which gives our wholesale prices to which you are entitled.

### WE MAIL SEEDS POSTAGE PAID

Seeds in packets, ounces and quarter-pounds are mailed by us free of postage. Half-pounds pints and quarts, the postage must be added to prices quoted at the rate of eight cents per pound and sixteen cents per quart. We have also special low rates with all Express Companies.


OUR SYSTEM OF CONDUCTING BUSINESS is to give satisfaction to our customers, which we always guarantee.

## ROBERT BUIST COMPANY

Growers and Importers of Seeds

PHILADELPHIA, PA.

ESTABLISHED IN 1828—79 YEARS



BUIST'S SEEDS ARE RELIABLE

Philadelphia, U. S. A., January 1, 1908

**T**HE great advantage of sowing Reliable Seeds cannot be over-estimated, as over one half of the Seeds that are annually sold and planted are worthless from either their age or impurity; the Market Gardener, who grows vegetables for market on which he depends for a living, appreciates this more fully than the private gardener or cottager who frequently overlooks the great importance of planting Pure Seeds.


The growing of Garden Seeds was commenced by our house in 1828, (now eighty years ago) the system established then, which is still in force, is the production of seeds from selected stocks, that is, the most perfect specimens of each variety of vegetable are annually selected from the growing crops to produce seeds for the following year's sowing, the products of which are annually supplied to our customers. Unless this system is strictly adhered to all vegetables will degenerate rapidly, becoming inferior in both form and quality and also late in maturing.

The great reputation that Buist's Seeds have attained is therefore simply the great care exercised in their selection and growth. **SOW THEM AND YOUR GARDEN WILL BE A SUCCESS.**

**STORES**

Nos. 4 and 6 South Front Street  
1st door below Market

*Robert Buist Company*



**O**UR WAREHOUSES for the Storage and Sale of Seeds are the largest and most extensive in either Philadelphia or New York, and are complete with all the Modern Machinery and improvements for the recleaning of all Seeds as they are annually received from the various farms on which they are produced. The system of Storing is the most perfect for retaining their vitality, and for the ease and rapidity in which orders can be filled, but what is the most important, we carry heavy and complete Stocks of the Most Reliable Seeds, varieties which are frequently very scarce in the trade can generally be found at our establishment.

**IF YOU ARE INTERESTED in the Following, Write for Special Prices, Stating Quantity Required.**

**Seed Potatoes** Of all the Leading Varieties from Presque Isle, Maine.

**Seed Corn,** Grown by us in Chester County. Do not overlook planting BUIST'S EARLY WHITE SNOWFLAKE and BUIST'S IMPROVED GOLDEN DENT, as they are the Cream of all varieties.

**Crimson Clover from Delaware,** Where the Finest Seed is produced.

**Dwarf Essex Rape from England,** Where the Finest Stocks are grown for Sheep pasture.

**Cow Peas of All Varieties,** The Best and most Valuable crop, either for forage or to plough under, also valuable to sow with oats.

**Clover Seed,** Choice Extra Recleaned Grades.

**Grass Seeds** Of all Varieties of Finest Grades.

**German or Golden Millet,** The Best Variety for Hay or Forage.

**Kentucky Blue Grass,** Heaviest and Cleanest Seed from Kentucky.

**Lawn Grass Seed,** Free from Weeds. Which will form a Fine Turf in a few weeks.

**Hairy Vetch (*Vicia Villosa*),** A Valuable Forage Plant (especially for the South), to Sow with Oats or Rye or as a Separate Crop.

# BUIST'S CALENDAR FOR 1908.

The year 1908 comprises the latter part of the 132nd and the beginning of the 133rd year of American Independence, and corresponds to the year 6621 of the Julian Period; the year 5668-5669 of the Jewish era, the year 5669 begins at sunset on September 25th; the year 2661 since the foundation of Rome according to Varro; the year 2568 of the Japanese era and to the 41st year of the period entitled "Meiji"; the year 1326 of the Mohammedan era, or the era of the Hegira, begins on the 4th day of February, 1908. The first day of January, 1908, is the 2,417,942nd day since the commencement of the Julian Period.

## CHRONOLOGICAL CYCLES FOR 1908.

Dominical Letters . . . . .	E. D.	Solar Cycle . . . . .	13.
Lunar Cycle or Golden No. . . . .	9.	Roman Indiction . . . . .	6.
Epact . . . . .	27.	Julian Period . . . . .	6621.

## MORNING AND EVENING STARS FOR 1908.

The Planet Venus (♀) begins as Evening Star and continues as such until July 5th, after which date she is Morning Star to end of year.

The Planet Mars (♂) will be Evening Star until August 22nd, and then he will be Morning Star balance of the year.

The Planet Jupiter (♃) begins as Morning Star and continues as such until January 29th, after which date he is Evening Star until August 17th, and then Morning Star to end of year.

The Planet Saturn (♄) begins as Evening Star and continues as such until March 21st, after which date it is Morning Star until September 30th, and then Evening Star rest of year.

## CHURCH DAYS FOR 1908.

Epiphany . . . . .	Jan. 6.	Easter Sunday . . . . .	Apr. 19
Septuagesima Sunday . . . . .	Feb. 16.	Low Sunday . . . . .	Apr. 26
Sexagesima Sunday . . . . .	Feb. 23.	Rogation Sunday . . . . .	May 24
Quinquagesima Sunday . . . . .	Mar. 1.	Ascension Day . . . . .	May 28
Shrove Tuesday . . . . .	Mar. 3.	Whit Sunday . . . . .	June 7
Ash Wednesday . . . . .	Mar. 4.	Trinity Sunday . . . . .	June 14
Quadragesima Sunday . . . . .	Mar. 8.	Corpus Christi . . . . .	June 18
Palm Sunday . . . . .	Apr. 12.	Advent Sunday . . . . .	Nov. 29
Good Friday . . . . .	Apr. 17.	Christmas Day . . . . .	Dec. 25

## EMBER DAYS FOR 1908.

March 11, 13 and 14.	June 10, 12 and 13.
Sept. 16, 18 and 19.	Dec. 16, 18 and 19.

## SEASONS FOR 1908. EASTERN STANDARD TIME.

☺ enters ☿	Spring begins	March 20d., 7h., 27m. Evening.
☺ enters ☊	Summer begins	June 21d., 3h., 19m. Evening.
☺ enters ♎	Autumn begins	Sept. 23d., 5h., 58m. Morning.
☺ enters ♏	Winter begins	Dec. 22d., 0h., 32m. Morning.

## ECLIPSES FOR 1908.

In the year 1908 there will be three eclipses of the sun and a Lunar Appulse.

I. A Total Eclipse of the Sun January 3rd., not visible in U. S. except parts of the southwest, and there visible only as a partial eclipse—the sun setting eclipsed. The path of the total eclipse extends from Central America across the Pacific Ocean to a point about midway between New Zealand and Japan.

II. An Annular Eclipse of the Sun June 28th, visible in the U. S. as a Partial Eclipse.

III. A Lunar Appulse December 7th. The Moon just rising at Washington and visible generally throughout Europe, Asia, Africa and the extreme eastern portions of North and South America.

IV. A Central Eclipse of the Sun December 23rd, invisible here.

**There's no Cucumber equal to BUIST'S PERFECTION for Earliness, Productiveness and Fine Shipping Qualities.**

1st Month

31 Days

# JANUARY

1908

Moon's Phases.	Eastern Time.			Central Time.			Mountain Time.			Pacific Time.		
	D.	H.	M.	D.	H.	M.	D.	H.	M.	D.	H.	M.
☾ NEW MOON.....	3	4	43 Even.	3	3	43 Even.	3	2	43 Even.	3	1	43 Even.
☽ FIRST QUARTER.....	10	8	53 Morn.	10	7	53 Morn.	10	6	53 Morn.	10	5	53 Morn.
☾ FULL MOON.....	18	8	37 Morn.	18	7	37 Morn.	18	6	37 Morn.	18	5	37 Morn.
☽ LAST QUARTER.....	26	10	1 Morn.	26	9	1 Morn.	26	8	1 Morn.	26	7	1 Morn.

Day of Month.	Day of Week.	Light and Dark Moon.	Moon's Place.	Calendar—N. States. Lat. 42°+			Calendar—S. States. Lat. 33°+			History of Modern and Other Important Events, Etc.
				SUN Rises.	SUN Sets.	MOON Rises.	SUN Rises.	SUN Sets.	MOON Rises.	
				H. M.	H. M.	H. M.	H. M.	H. M.	H. M.	
1	We	☾	m	7 30	4 39	4 50	7 3	5 5	4 28	Circumcision.
2	Th	☾	m	7 30	4 40	6 5	7 3	5 6	5 38	Gen. Longstreet died, 1904.
3	Fri	☽	n	7 30	4 40	7 18	7 3	5 7	6 49	Venus sets 6:58 a.
4	Sat	☽	n	7 30	4 41	sets	7 3	5 8	sets	Utah made a State, 1896.
5	Sun	☽	n	7 30	4 42	6 48	7 3	5 8	7 13	2nd Sunday after Christmas.
6	Mo	☽	n	7 30	4 43	8 5	7 3	5 9	8 25	Epiphany.
7	Tu	☽	n	7 30	4 44	9 22	7 3	5 10	9 35	Fenilon died, 1715.
8	We	☽	n	7 29	4 45	10 37	7 3	5 11	10 44	Mars sets 10:55 a.
9	Th	☽	n	7 29	4 46	11 46	7 3	5 12	11 46	Baron Chas. T. Ritchie, of England, died, 1906
10	Fri	☽	n	7 29	4 47	morn	7 3	5 13	morn	Pres. Harper of Univ. of Chicago, died, 1906.
11	Sat	☽	n	7 29	4 48	0 54	7 3	5 13	0 47	A. Hamilton born, 1757.
12	Sun	☽	n	7 29	4 49	2 0	7 3	5 14	1 48	1st Sunday after Epiphany.
13	Mo	☽	n	7 28	4 50	3 6	7 3	5 15	2 47	Bradlaugh takes oath, 1886.
14	Tu	☽	n	7 28	4 51	4 8	7 3	5 16	3 44	Battle of Rivoli, 1797.
15	We	☽	n	7 27	4 52	5 8	7 3	5 17	4 42	Jupiter rises 5:56 a.
16	Th	☽	n	7 27	4 54	6 4	7 2	5 18	5 36	Marshall Field of Chicago, died, 1906. [ted 1906
17	Fri	☽	n	7 26	4 55	6 56	7 2	5 19	6 27	The 200th anniv. of the Birth of Franklin, celebra-
18	Sat	☽	n	7 26	4 57	rises	7 2	5 19	rises	Daniel Webster born, 1782.
19	Sun	☽	n	7 25	4 58	5 54	7 2	5 20	6 19	2nd Sunday after Epiphany.
20	Mo	☽	n	7 25	4 59	6 52	7 1	5 21	7 13	Saturn sets 9.40 a.
21	Tu	☽	n	7 24	5 0	7 53	7 1	5 23	8 9	Louis XVI beheaded, 1793.
22	We	☽	n	7 24	5 1	8 55	7 1	5 23	9 5	Steamship Valencia wreck, 121 lost, 1906. [1906
23	Th	☽	n	7 23	5 2	9 58	7 0	5 24	10 3	Steamer Trojan rammed & sunk in Vineyard Sound
24	Fri	☽	n	7 22	5 4	11 1	7 0	5 25	10 58	Frederick the Great born, 1712.
25	Sat	☽	n	7 22	5 5	morn	6 59	5 26	11 56	Uranus rises 6:2 m.
26	Sun	☽	n	7 21	5 7	0 6	6 59	5 27	morn	3rd Sunday after Epiphany.
27	Mo	☽	n	7 20	5 8	1 14	6 58	5 28	1 0	Burr's conspiracy, 1807.
28	Tu	☽	n	7 19	5 9	2 27	6 57	5 29	2 6	Capitulation of Paris, 1871.
29	We	☽	n	7 18	5 10	3 38	6 57	5 30	3 14	King Christian of Denmark, died suddenly, 1906
30	Th	☽	n	7 17	5 11	4 51	6 56	5 31	4 23	Frederick VIII proc. King of Denmark, 1906.
31	Fri	☽	n	7 16	5 13	5 59	6 55	5 32	5 30	Neptune sets 5:54 m.

## WEATHER FORECAST FOR JANUARY.

1st to 4th—FAIR PERIOD. Crisp, cold nights and mornings and bright sunny days over Rocky Mountain region, the northwest and in sections of the Lake region, in New York and New England. Threatening weather over Gulf and South Atlantic States.

5th to 8th—COLD WAVE. Rough, cold and generally blustery weather in California and in southwest and central sections. Clearing weather at most points in the south and east. Temperature at Red Bluff at 0; 8° below zero at Denver, 4 below at Wichita, 2 above at Memphis and at 6 above at Chattanooga.

9th to 13th—MILD WAVE. Fine enjoyable weather for January at points west of the Mississippi river. Soft, slushy conditions in southern and middle Atlantic States. Temperature 55 degrees at Omaha, 53 at St. Louis, 62 at Nashville and 65 at Atlanta.

14th to 18th—RAIN PERIOD. General rains in Southern, Middle Atlantic and New England States. Snow squalls over Rocky Mountain region and the northwest.


19th to 23rd—WINDY PERIOD. Much wind and bluster over Arizona and at all points in the southwest and over central Rocky Mountain region. Rough weather over Great Lakes and in New York and New England.

24th to 28th—STORM WAVE. Great blizzard storm and snow blockades in west and northwest sections, with freezing weather as far south as Louisiana. Traffic suspended and stock suffering from exposure.

29th to 31st—MILD WAVE. Bright, clear days and cold nights in States west of the Mississippi river. Changeable and cloudy weather locally in Gulf and South Atlantic States.

MARKET GARDENERS GIVE BUIST'S SEEDS THE PREFERENCE.





# ... Monthly Calendar of Operations ...

## FOR THE VEGETABLE GARDEN IN THE Southern States

Vegetable gardening for the South in monthly operations cannot be accurately given. The active months in this department are January, February, March, April, October, November and December. We therefore merely give suggestions of cropping and about the period they should be attended to in latitudes south of Charleston. The adaptation to time in the various States can be readily observed by noting the condition of the climate and season.

There are several points, however, which must be held strictly in view to insure success.

1st. Sow reliable seeds from a reliable house; always avoid commissioned seeds, as they are like the quack medicines of the country—worthless, accomplishing nothing but poor results and disappointment to those who use them. They are generally either old with age or greatly adulterated, to reduce their cost. It should always be remembered that the success of your garden depends almost entirely upon the purity and growth of the seed sown, therefore if you have not been successful in obtaining Reliable Seeds, then try those grown by us; they have a world-wide reputation, and especially so in the Southern States; the cultivation and improvement of varieties adapted to that section of the country is made a specialty, by devoting a portion of our extensive farms exclusively to the growth of such varieties. Personal attention is given to the purity of every crop grown, and the growth of each variety is thoroughly tested before being sold, we therefore guarantee our Seed in a favorable season to prove entirely satisfactory. If you desire that your gardening operations should prove both a success and a pleasure, then **ALWAYS SOW BUIST'S SEEDS**. If your merchant does not keep them, order direct from our house. We guarantee their safe delivery and also guarantee them to prove satisfactory.

THEY HAVE BEEN AWARDED GRAND PRIZES FOR THEIR GREAT PURITY AND FINE QUALITY IN ALMOST EVERY SEED MARKET OF THE WORLD.

2d. Select for your garden a location where the soil is both rich and of a loamy nature, not likely to become surface-baked and capable of being worked very early in season. Manure it thoroughly with well-decomposed stable manure, plow and subsoil it, or spade it at least twenty inches deep, and lay it out similar to illustration given under head of Vegetable Garden.

2nd Month  
29 Days

# FEBRUARY

# 1908

Moon's Phases.	Eastern Time.			Central Time.			Mountain Time.			Pacific Time.		
	D.	H.	M.	D.	H.	M.	D.	H.	M.	D.	H.	M.
☾ NEW MOON.....	2	3	36Morn	2	2	36Morn.	2	1	36Morn.	2	0	36Morn.
☽ FIRST QUARTER.....	8	11	27Even.	8	10	27Even.	8	9	27Even.	8	8	27Even.
☾ FULL MOON.....	17	4	5Morn.	17	3	5Morn	17	2	5Morn	17	1	5Morn
☾ LAST QUARTER.....	24	10	24Even.	24	9	24Even.	24	8	24Even.	24	7	24Even.

Day of Month.	Day of Week.	Light and Dark Moon.	Moon's Place.	Calendar—N. States Lat. 42°+			Calendar—S. States. Lat. 33°+			History of Modern and Other Important Events, Etc.
				SUN	SUN	MOON	SUN	SUN	MOON	
				Rises. H. M.	Sets. H. M.	Rises H. M.	Rises. H. M.	Sets. H. M.	Rises. H. M.	
1	Sat	☾	♊	7 15	5 14	7 0	6 54	5 33	6 30	Venus sets 8: 9 a.
2	Sun	☽	♋	7 14	5 15	sets	6 54	5 34	sets	4th Sunday after Epiphany.
3	Mo	☽	♌	7 13	5 17	6 55	6 53	5 35	7 11	Sir M. Mackenzie died, 1892.
4	Tu	☽	♍	7 12	5 18	8 14	6 52	5 36	8 24	Revolution in Nicaragua 1898.
5	We	☽	♎	7 10	5 19	9 31	6 51	5 37	9 34	Thomas Carlyle died, 1881.
6	Th	☽	♏	7 9	5 20	10 39	6 50	5 38	10 34	France recog. U. S., 1778.
7	Fri	☽	♐	7 8	5 22	11 49	6 50	5 39	11 39	Baltimore Fire, 1904.
8	Sat	☽	♑	7 7	5 23	morn	6 49	5 40	morn	Mars sets 10:46 a.
9	Sun	☽	♒	7 6	5 24	0 57	6 49	5 41	0 40	5th Sunday after Epiphany.
10	Mo	☽	♓	7 4	5 25	2 0	6 48	5 42	1 38	Czar declares war, 1904.
11	Tu	☽	♊	7 3	5 27	3 2	6 47	5 43	2 36	Riots of Cork, 1868.
12	We	☽	♋	7 2	5 28	3 59	6 46	5 44	3 31	Jupiter sets 6:38 m.
13	Th	☽	♌	7 0	5 29	4 52	6 45	5 44	4 23	Capt. Cook killed, 1779.
14	Fri	☽	♍	6 58	5 31	5 39	6 44	5 45	5 11	St. Valentine.
15	Sat	☽	♎	6 57	5 32	6 21	6 43	5 46	5 55	Senator Hanna died, 1904.
16	Sun	☽	♏	6 56	5 33	rises	6 42	5 47	rises	Septuagesima Sunday.
17	Mo	☽	♐	6 55	5 35	5 47	6 41	5 48	6 4	Saturn sets 8:4 a.
18	Tu	☽	♑	6 54	5 36	6 48	6 39	5 48	7 0	Frances E. Willard died, 1898.
19	We	☽	♒	6 53	5 37	7 51	6 38	5 49	7 58	K. Edward's speech read at open of Parlia., 1906
20	Th	☽	♓	6 51	5 38	8 54	6 37	5 50	8 54	Jas. I. killed, 1437.
21	Fri	☽	♊	6 49	5 40	9 57	6 36	5 51	9 50	Ogdensburg taken 1813.
22	Sat	☽	♋	6 48	5 41	11 5	6 35	5 52	10 52	Leslie Stephen, died 1904.
23	Sun	☽	♌	6 46	5 42	morn	6 34	5 52	11 55	Sexagesima Sunday.
24	Mo	☽	♍	6 45	5 43	0 14	6 33	5 53	morn	St. Matthias.
25	Tu	☽	♎	6 43	5 44	1 24	6 32	5 54	1 0	Uranus rises 4:7 m.
26	We	☽	♏	6 41	5 45	2 33	6 31	5 55	2 5	Victor Hugo born, 1802.
27	Th	☽	♐	6 40	5 46	3 40	6 30	5 55	3 12	P. Roosevelt signed Urgent Deficiency Bill 1906
28	Fri	☽	♑	6 39	5 47	4 42	6 30	5 56	4 13	Neptune sets 4:2 m.
29	Sat	☽	♒	6 38	5 48	5 35	6 29	5 56	5 8	Leap Year Day.

## WEATHER FORECAST FOR FEBRUARY.

1st to 3rd—RAIN PERIOD. Wind and rain general over southwest section. High wind velocity in Texas and Oklahoma. Showery weather in Lake region and Middle Atlantic States.

4th to 7th—COLD WAVE. Cold weather over Rocky Mountain region with abrupt fall in temperature in the Missouri and upper Mississippi Valley States. Blustery and squally weather over the Great Lakes and the New England States. Temperature 10 degrees below zero at Helena, 5 below at Omaha, 2 below at Chicago and 0 at Pittsburg.

8th to 11th—MILD WAVE. General rise in temperature in Central, Middle Atlantic and Eastern States. Threatening weather in southwest and in Gulf States. Temperature 70 degrees at Palestine, 68 at Little Rock, 65 at Louisville, 62 at Parkersburg and 58 at Harrisburg.

12th to 15th—STORM WAVE. Heavy gales with blizzard tendencies at all points over the northwest and in the middle west. Piercing cold winds sweeping over the Great Lakes, New York and New England.

16th to 20th—WINDY PERIOD. Dangerous gales over the southwest and along the entire Gulf Coast. Showery and generally squally weather over Ohio river basin and the lower Lake region.

21st to 24th—MILD WAVE. Soft, mild weather prevailing in most all sections lying east of the Mississippi river. Generally threatening conditions in Rocky Mountain region and over the southwest.

25th to 29th—STORM PERIOD. Heavy snows in Missouri and upper Mississippi river valleys. Rain, sleet and snow over the Appalachian Mountain region. Very cold weather in the Rocky Mountain region.

# BUIST'S CABBAGE IS A GREAT PRIZE TAKER.

3d. A thorough eradication of all weeds must be made; a complete hoeing and clearing up every two weeks will insure this; stirring the soil deeply and frequently will guard against the damages of drought.

4th. Never, under any circumstance, allow a weed to seed upon your premises; every year you will then have fewer to destroy. Our habit is, when we see one growing either in the field or way-side, to pull it up. Remember that a single plant of Dock will produce enough seed to plant an acre, a Carrot will surprise you with its industry in propagating, a Thistle will lodge its seed in every part of your farm, and finally over-run it.

5th. **PRACTICE INDUSTRY.** An indolent gardener can never be successful; he is continually putting off for to-morrow what should be done to-day; if you have one of this stamp, change him, as there can be no profit in anything he produces. Failure of a crop with him is generally attributed to the season; he is not impressed with the old adage, that "TIME AND TIDE" wait for no man.

**OBSERVE, that in no branch of business is industry more important than in gardening.**

**REMEMBER, that a well-stocked and well kept garden is one of the most profitable investments for a family. If you think otherwise, try it one year, it will convince you.**

### JANUARY.

Frosts in the Southern States frequently destroy early gardens; but this is no reason why you should not try and have one, for if your early plantings are destroyed, you will then have ample time to re-seed; remember, an early garden of one acre, if not damaged by frost, will produce more than a two-acre garden planted late; therefore, January should be a very active month, in Texas, Louisiana, Mississippi, Georgia, Alabama and Florida, and the following seeds should be planted. If your Hot-Bed has not been already prepared, attend to it at once for the sowing of Early Tomatoes, Peppers, Egg Plants, and other early seeds. (Read remarks about its preparation.)

**Beet.** As soon as the season will permit, sow the seed in drills, about twenty inches apart, very thinly and evenly, about half an inch deep. Before covering up the seed, sprinkle a few seeds of Early Radish in the drills; they will come up at once, and show where the rows are. The soil can be hoed, or, what is far better, cultivated with a Hand Cultivator, and the Radishes will be ready for the table within four weeks; the Beets, when thinned out should stand three inches apart. Select Buist's Extra Early, Early Egyptian, Early Eclipse, Buist's Othello and Buist's Blood Turnip. Young plants of Beet can be as successfully transplanted as Cabbage during moist weather.

**Carrot.** Sow similar to Beet. Select Early Horn and Buist's Half Long Scarlet; distinguish the rows by sowing a few seeds of Early Scarlet Globe Radish, as the crop will be off before the Carrots are advanced for thinning out.

**Cabbage Seed.** If you overlooked sowing last month, attend to it at once. Large York, Buist's Early Jersey Wakefield, Winnigstadt, and Buist's Improved Early and Late Flat Dutch and Drumhead, will give you a succession of heads during April and May. Recollect that Buist's improved varieties of Cabbage have no superior in this country; they have been awarded 22 first premiums in a single season, and are popular throughout the entire country, especially so in the South, where so much difficulty is experienced in heading Cabbage. Always sow them, and you will never fail in growing fine heads; but please observe that the three latter varieties are sold only in our original sealed packages, ounces,  $\frac{1}{4}$ ,  $\frac{1}{2}$ , and 1 lb. cartons, with our name on each. Seed offered as our Improved Stock put up in any other way is spurious. The great success and demand for our Cabbage seed has caused many dealers to try and pass off their common seed as our Improved; we have, therefore, resorted to sealed packages in order to protect our customers and ourselves against imposition; if your merchant does not have them under our seal, then order direct from us. **OBSERVE,** we have also introduced a remarkable and sure heading Cabbage especially for Florida, Texas and Louisiana; we call it the Buist's Florida Header; if you are located in either of those states grow it by all means as it will give you great satisfaction. This variety is also sold only under our seal.

**Cauliflower and Brocoli** planted in the **AUTUMN** will commence heading, and should the weather be cold, give them a slight protection of straw or other covering. Select Early Erfurt, Buist's Early Snowball, and Half Early Paris Cauliflower, and Walcheren Brocoli for such plantings; also sow Cauliflower in frames, to be transplanted next March. The Snowball Cauliflower is always a sure header, and is the best of all varieties.

**Peas** are a very important crop in every garden and must not be overlooked; to keep up a regular succession of crops make sowings every two weeks throughout the season, and (for a family of six persons sow two quarts at a time) plenty of them, as they are a general favorite; there is a great difference in the quality of this vegetable, and it would be folly to grow inferior stocks, when you can obtain those of superior quality at the same price; the Buist's Morning Star is the earliest, sweetest, and most productive. I will here remark, and

3rd Month  
31 Days

# MARCH

1908

Moon's Phases.	Eastern Time.			Central Time.			Mountain Time.			Pacific Time.		
	D.	H.	M.	D.	H.	M.	D.	H.	M.	D.	H.	M.
☾ NEW MOON.....	2	1	57Even.	2	0	57Even	2	11	57Morn	2	10	57Morn
☽ FIRST QUARTER.....	9	4	42Even	9	3	42Even	9	2	42Even	9	1	42Even.
☾ FULL MOON.....	17	9	28Even	17	8	28Even	17	7	28Even	17	6	28Even.
☽ LAST QUARTER.....	25	7	32Morn	25	6	32Morn	25	5	32Morn.	25	4	32Morn.
☾ NEW MOON.....				31	11	2Even.	31	10	2Even	31	9	2Even.

Day of Month.	Day of Week.	Light and Dark Moon.	Moon's Place.	Calendar—N. States. Lat. 42°+			Calendar—S. States. Lat. 33°+			History of Modern and Other Important Events, Etc.
				SUN Rises.	SUN Sets.	MOON Rises.	SUN Rises.	SUN Sets.	MOON Rises.	
				H. M.	H. M.	H. M.	H. M.	H. M.	H. M.	
1	Sun	☾	♊	6 36	5 50	6 20	6 27	5 57	5 58	Quinquagesima Sunday
2	Mo	☽	♋	6 34	5 52	sets	6 26	5 58	sets	Venus sets 9:20 a.
3	Tu	☽	♋	6 32	5 53	7 3	6 25	5 59	7 9	Shrove Tuesday
4	We	☽	♋	6 30	5 54	8 17	6 24	6 0	8 13	Ash Wednesday
5	Th	☽	♋	6 28	5 55	9 29	6 23	6 0	9 20	Boston Massacre, 1770
6	Fri	☽	♋	6 27	5 57	10 40	6 21	6 1	10 26	Gould R. R. Strike, 1886
7	Sat	☽	♋	6 25	5 58	11 47	6 20	6 2	11 26	Premier Rouvier of France resigned, 1906
8	Sun	☽	♋	6 24	5 59	morn	6 19	6 3	morn	Quadragesima Sunday
9	Mo	☽	♋	6 23	6 0	0 51	6 18	6 4	0 26	Mars sets 10:35 a.
10	Tu	☽	♋	6 20	6 1	1 51	6 17	6 5	1 24	Mazzini died, 1872
11	We	☽	♋	6 19	6 2	2 46	6 15	6 5	2 18	Ember Day
12	Th	☽	♋	6 17	6 4	3 36	6 14	6 6	3 7	Flood in Hungary, 1879
13	Fri	☽	♋	6 16	6 6	4 20	6 13	6 7	3 53	Ember Day
14	Sat	☽	♋	6 13	6 7	4 58	6 12	6 7	4 34	Ember Day
15	Sun	☽	♋	6 12	6 8	5 31	6 10	6 8	5 10	2nd Sunday in Lent
16	Mo	☽	♋	6 10	6 9	6 1	6 9	6 9	5 44	Jupiter sets 4:19 m.
17	Tu	☽	♋	6 8	6 10	rises	6 8	6 10	rises	St. Patrick
18	We	☽	♋	6 6	6 11	6 47	6 6	6 10	6 49	Stamp Act Repealed, 1766
19	Th	☽	♋	6 5	6 12	7 48	6 5	6 11	7 44	Gen. Palma Re-elected Pres. of Cuba 1906
20	Fri	☽	♋	6 3	6 13	8 57	6 4	6 12	8 45	☽ enters ♈. Spring begins
21	Sat	☽	♋	6 1	6 14	10 5	6 2	6 13	9 48	Saturn sets 6:15 a.
22	Sun	☽	♋	5 59	6 15	11 16	6 1	9 13	10 53	3rd Sunday in Lent
23	Mo	☽	♋	5 58	6 16	morn	6 0	6 14	11 57	Paul L. Ford, writer, born, 1865
24	Tu	☽	♋	6 56	6 17	0 24	5 59	6 15	morn	Edwin Arnold died, 1904
25	We	☽	♋	5 54	6 18	1 32	5 57	6 16	1 2	Annunciation
26	Th	☽	♋	5 52	6 19	2 34	5 56	6 16	2 4	Uranus rises 2:12 m.
27	Fri	☽	♋	5 51	6 21	3 28	5 55	6 17	3 0	A. W. Greely, Arc. explorer, b., 1844
28	Sat	☽	♋	5 49	6 22	4 14	5 53	6 18	3 49	Anton Seidi died, 1898
29	Sun	☽	♋	5 47	6 23	4 52	5 52	6 19	4 33	4th Sunday in Lent
30	Mo	☽	♋	5 45	6 24	5 26	5 51	6 19	5 13	Neptune sets 1:59 m.
31	Tu	☽	♋	5 44	6 25	5 53	5 49	6 20	5 47	John C. Calhoun died, 1850

## WEATHER FORECAST FOR MARCH.

1st to 3rd—**COLD WAVE.** Cold, freezing weather over all western and central sections. Rough, March-like weather in Middle Atlantic States. Dangerous gales on Great Lakes and along New England Coast. Temperature at zero at Cheyenne, 2 above at Denver, 5 above at Wichita, 10 above at St. Louis, 12 above at Cincinnati and 10 above at Harrisburg.

4th to 9th—**STORM WAVE.** High winds and stormy gales over Lake Region and along the North Atlantic Coast. Unsettled weather in southwest and Gulf sections.

10th to 13th—**WARM WAVE.** Pleasant, genial sunshine in southwest section. Clear, cold nights and sunny days over Appalachian Mountain region. Changeable conditions in northwest and over Lake region.

14th to 18th—**RAIN PERIOD.** Rain, sleet and snow in Rocky Mountain section and over the Mississippi Valley basin as far south as Memphis. General rains over Gulf and South Atlantic States.

19th to 23rd—**BLUSTERY PERIOD.** Much wind and storm over Southern California, Arizona and New Mexico. Sudden winds and squalls in Texas, Oklahoma and Kansas. Threatening skies in Gulf and South Atlantic States.

24th to 27th—**PLEASANT PERIOD.** Fine spring-like weather at all points south of the 40th parallel. Fair weather in northwest and over Lake region.

28th to 31st—**COLD WAVE.** Freezing weather as far south as Little Rock, Chattanooga and Raleigh. Killing frost in Central and Middle Atlantic States.

**Buist's Seeds are the Gardeners' Choice.**

beg that it shall be observed, that where the ground is dry there should be water run in the drills before the Peas are sown.

Form the drills two feet apart and three inches deep, dropping the peas to stand about half an inch apart. Cover up and the moisture will at once vegetate the seed. As soon as up, hoe well, and keep clear of weeds; when they are about one foot high, give them stakes or put in rods six feet apart, and run strong twine of any cheap kind along them. There are several varieties of dwarfs that do not require sticking. We have now a Wire Pea Trellis, in sections of 10 feet long by 4 feet high, which cost one dollar each; they are in great demand and very desirable.

Most cultivators permit their peas to become too far advanced before using them; this is a very great error, as the proper time to have them in all their perfection is when the pods have swelled and the peas formed. When more fully advanced they always lose their delicacy of flavor. The French always use them at this stage of ripening, and for this reason the American tourist is always impressed with the delicious flavor of French Peas, they also thoroughly understand the great importance of proper seasoning, which is very much neglected both in England and America. We recommend the following varieties as the most desirable to grow:

For the earliest crops sow **Buist's Early Morning Star and Buist's Premier Extra Early, these two varieties are the earliest in the world**, ready for picking in from 42 to 45 days, according to the season, producing large crops of sweet and luscious peas. The Morning Star (which is sold only under our seal) **has produced the earliest crops ever grown in the Pea growing districts of Florida, Mississippi, Louisiana, North Carolina, New Jersey and New York**, and since its introduction, has taken the lead with market gardeners of these States, in fact no gardener can afford to do without them as the earliest cropper makes the most profitable return, **therefore do not overlook securing them**; if you purchase them from your merchant, see that they are put up either in our sealed packages or leaded sealed green cotton sacks; in any other way they are spurious. They are very popular and are in great demand, the true stock can only be obtained from our house or from the merchant who keeps Buist's Seeds.

**Premium Little Gem.** This variety is, indeed, a gem of the first water, is as dwarf as the Tom Thumb, and twice as productive. **NOTT'S EXCELSIOR** and the **GRADUS** are highly recommended.

**IMPROVED STRATEGEM, PRIDE OF THE MARKET, LONG ISLAND MAMMOTH, DUKE OF ALBANY AND TELEPHONE** are the cream of varieties for a general crop, the latter produces pods of immense size and the peas are of delicious flavor.

**Champion of England** are very luscious and a general favorite and should be grown by all. Sow in rows three feet apart, but, not unless the soil is warm; cold, moist weather destroys the germ of all wrinkled varieties. They require sticking.

**Marrowfat.** This class of Pea is no favorite of ours, but in the Southern States it is popular with all. Select the Dwarf White, which produces longer pods and is more productive than the Black eye. Sow in drills three feet apart; between each drill sow a row of Perfection Curled Spinach, which will be off before the Peas shade the ground.

**Lettuce.** Transplant plants from Fall-sown seed, and sow the following varieties. These to head will require very rich ground; sow in very shallow drills twelve inches apart; the seed requires very little covering of soil; when up, thin out to six inches apart, select Buist's Perfection White Forcing, Philadelphia Market, Prize Head, Boston Market, Dutch Butter, Large Passion, Curled Hanson and the Improved Royal Cabbage.

Sow **Buist's Garnishing Parsley, Collards, Spinach, Spring and Red Top Turnip. MUSTARD, CRESS, LEEK, PARSNIP, ONION-SETS, SHALLOTS and GARLIC** may still be planted; earth up **CELERY**, and **ENDIVE** should be tied up for blanching as required. Plant **CUCUMBERS** in hot-beds for forcing. Select the large **ENGLISH** varieties. **BUIST'S LONG GREEN, PERFECTION WHITE SPINE**, also force well.

In planting **ONION-SETS**, always select the Philadelphia-grown, as they produce much finer Onions than those raised from Western-grown sets; besides, they are not so liable to shoot to seed, those over  $\frac{7}{8}$ -inch diameter will always shoot.

**DRESS** your **ASPARAGUS-BED** with manure and salt, and spade it in carefully. All Fall-sown crops should now be well cultivated.

**Onion.** Sow in very rich ground in shallow drills six inches apart, cover lightly, rake the ground evenly, roll it or tramp it all over with the feet, and rake gently again; when up, keep down the weeds; they will make button-bulbs, that can be kept in a cool, dry room till next October, when they can be planted out, and grow to good bulbs for kitchen use. The Improved Bermuda, Yellow Prize Taker and Mammoth White King, are of very fine quality and the best of all the foreign varieties; if sown in the Fall or very early in Spring on rich soil, will produce large onions the same season.

**Potatoes.** There is not a potato known to-day superior to the true Early Rose, combining earliness, productiveness and quality; it has also a strong healthy foliage; each year

4th Month  
30 Days

# APRIL

1908

Moon's Phases.	Eastern Time.			Central Time.			Mountain Time.			Pacific Time.		
	D.	H.	M.	D.	H.	M.	D.	H.	M.	D.	H.	M.
☉ NEW MOON.....	1	0	2Morn.									
☾ FIRST QUARTER.....	8	11	31Morn.	8	10	31Morn.	8	9	31Morn.	8	8	31Morn.
☽ FULL MOON.....	16	11	55Morn.	16	10	55Morn.	16	9	55Morn.	16	8	55Morn.
☾ LAST QUARTER.....	23	2	7Even.	23	1	7Even.	23	0	7Even.	23	11	7Morn.
☉ NEW MOON.....	30	10	33Morn.	30	9	33Morn.	30	8	33Morn.	30	7	33Morn.

Day of Month.	Day of Week.	Light and Dark Moon.	Moon's Phase.	Calendar—N. States. Lat. 42°+			Calendar—S. States. Lat. 33°+			History of Modern and Other Important Events, Etc.
				SUN	SUN	MOON	SUN	SUN	MOON	
				Rises. H. M.	Sets. H. M.	Sets. H. M.	Rises. H. M.	Sets. H. M.	Sets. H. M.	
1	We	☉	☾	5 42	6 26	sets	5 48	6 21	sets	Venus sets 10:22 a.
2	Th	☉	☾	5 40	6 27	8 17	5 47	6 22	8 5	Gen. Albert Pike died, 1891.
3	Fri	☉	☾	5 39	6 28	9 28	5 45	6 22	9 10	Chicago vot. "yes" on city ownership St. R'y, 1906
4	Sat	☉	☾	5 37	6 29	10 36	5 44	6 23	10 13	1st Newspaper in U. S., 1704.
5	Sun	☉	☾	5 35	6 31	11 39	5 43	6 24	11 13	5th Sunday in Lent.
6	Mo	☉	☾	5 33	6 32	morn	5 42	6 24	morn	Mars sets 10:2 a.
7	Tu	☉	☾	5 32	6 33	0 38	5 40	6 25	0 9	Marat Mather died, 1898.
8	We	☉	☾	5 30	6 34	1 31	5 39	6 26	1 1	Eruption of Vesuvius cov. Naples in Ashes, 1906
9	Th	☉	☾	5 28	6 35	2 18	5 38	6 26	1 49	Ex-Queen Isabella died, 1904.
10	Fri	☉	☾	5 27	6 36	2 57	5 37	6 27	2 32	Prof. Nathaniel S. Shaler, geologist, died, 1906
11	Sat	☉	☾	5 25	6 37	3 32	5 35	6 28	3 9	Roland Hill died, 1833.
12	Sun	☉	☾	5 23	6 39	4 3	5 34	6 28	3 44	Palm Sunday.
13	Mo	☉	☾	5 22	6 40	4 29	5 33	6 29	4 16	Jupiter sets 2:29 m.
14	Tu	☉	☾	5 20	6 41	4 53	5 32	6 30	4 45	Embargo Law Repealed, 1814.
15	We	☉	☾	5 19	6 42	5 13	5 30	6 30	5 13	Carnegie Hero Fund, 1904.
16	Th	☉	☾	5 17	6 43	rises	5 29	6 31	rises	Battle of Culloden, 1746.
17	Fri	☉	☾	5 15	6 44	7 55	5 28	6 32	7 40	Good Friday.
18	Sat	☉	☾	5 14	6 45	9 6	5 27	6 32	8 45	Saturn rises 4:22 m.
19	Sun	☉	☾	5 12	6 46	10 17	5 26	6 33	9 51	Easter Sunday.
20	Mo	☉	☾	5 11	6 47	11 25	5 24	6 34	10 57	Grace Greenwood died, 1804.
21	Tu	☉	☾	5 9	6 49	morn	5 23	6 35	morn	Battle San Jacinto, 1836.
22	We	☉	☾	5 8	6 50	0 30	5 22	6 35	0 1	Uranus rises 0:27 m.
23	Th	☉	☾	5 6	6 51	1 26	5 21	6 36	0 56	St. George.
24	Fri	☉	☾	5 5	6 52	2 12	5 20	6 37	1 46	Body of P. Jones plac. in tomb at Annapolis, 1906
25	Sat	☉	☾	5 3	6 53	2 52	5 19	6 38	2 32	St. Mark.
26	Sun	☉	☾	5 2	6 54	3 27	5 18	6 38	3 12	Low Sunday.
27	Mo	☉	☾	5 0	6 55	3 55	5 17	6 39	3 45	Statue of Franklin unveiled in Paris, 1906
28	Tu	☉	☾	4 59	6 56	4 19	5 15	6 40	4 18	Jas. Monroe born, 1758.
29	We	☉	☾	4 58	6 57	4 50	5 14	6 41	4 54	Neptune sets 11:59 a.
30	Th	☉	☾	4 56	6 59	sets	5 13	6 41	sets	St. Louis Fair, 1904.

## WEATHER FORECAST FOR APRIL.

1st to 3rd—COOL PERIOD. Cold, frosty nights in all northern sections. Low temperature for April in upper Missouri, Mississippi river, and Ohio river valleys. Great loss to early truckers and gardeners in Virginia and the Carolinas.

4th to 8th—RAIN WAVE. Thunder showers in Texas, Oklahoma and Kansas. General rains over Lake region, New York and New England.

9th to 12th—UNSETTLED PERIOD. Cool, backward conditions in west and northwest sections. Cloudy, unsettled and damp weather in Gulf and South Atlantic States.

13th to 17th—CLOUDY PERIOD. Damp and drizzly weather general at all points south. Heavy, dismal fog area settled upon the entire region of the Great Lakes and over New England.

18th to 21st—COOL PERIOD. Local frosts in Central States and over Appalachian Mountain region. Cool weather for April in Gulf States. Temperature 15 degrees at Omaha, 22 at Kansas City, 25 at Cairo, 28 at Chattanooga, 32 at Atlanta and 35 at Jacksonville.

22nd to 25th—WARM WAVE. Genial warmth with bright sunny days prevailing at most points in Western, Central and Southern States. Variable condition in Northwest and over Lake region.

26th to 30th—THUNDER STORMS. Great storm energy developing over Louisiana, eastern Texas, Oklahoma and Arkansas. Destructive hail and sharp lightning at points in Tennessee, Kentucky and the Carolinas.

**BUIST'S MORNING STAR, EARLIEST AND SWEETEST PEA.**

we have many new varieties introduced, (some offered even at the modest price of one dollar per pound) all of which are said to be superior to the Rose, but in a season or so they fade from sight; plant in rows two and a-half feet apart, and twelve inches in the row; rich ground well cultivated will give a good return; where only a few are grown, plant in hills two feet apart each way. I have seen fine large potatoes grown from sets the size of marbles, but it is always better to select good, sound well-developed tubers of medium size. THE EXTRA EARLY VERMONT, EARLY RED TRIUMPH or BERMUDA, EARLY WHITE TRIUMPH or PRIDE OF THE SOUTH, EARLY OHIO and CROWN JEWEL are also very desirable early varieties, especially for the Southern States, but for a later crop in the South, plant the PEERLESS. Should the potato-bugs make their appearance later in the season, dust the foliage with a mixture of one-eighth Paris green to seven-eighths plaster, or a preparation called slug shot; these are really the only applications that will settle them. In purchasing Potatoes for seed, select those that have been grown especially for that purpose, as the quality and purity is always much finer than the common stocks generally sold by grocers and produce dealers who as a general thing handle the cheapest and most inferior stocks known in the trade. Those which are sent out by our House, and which are known by and stenciled the BUIST'S Brand, are grown by us at Presque Island Maine, Vermont, Nova Scotia and other desirable Potato sections. They have a great reputation throughout the Southern States, for their purity and fine quality, If you wish our finest grade of Early Potatoes order direct from our House the Presque Island Early Rose, as they are not only finer in quality, but more productive than any other stock.

## FEBRUARY.

This is strictly the gardening month for all the Gulf States; every garden amateur must be up and doing; if a frost should cut off any crop, do not despair, sow it again, if any seed has failed, sow again. If the sowing of any variety recommended to be attended to in January has been overlooked, attend to it at once; delay is always a loss in gardening operations, and more especially in the South, where the season advances so rapidly.

Hot beds will now require daily attention; give air by slightly raising the sash from the back during fine weather, always closing them before evening, and never permitting the young plants to become chilled. Should the weather become cold, cover the sash at night with mats, straw or fodder, in order to retain the heat. If the plants stand too thickly in the rows, thin them out in order to form stronger plants, or, which is far better, transplant them into another prepared frame. By doing this you are able to grow much stronger and more stocky plants, which are always the most desirable to plant out.

**Plant Snap Beans.** The Early Mohawk is the best for the first crop; because it is more hardy than the others, and withstands greater changes of weather. But if the weather is favorable, however, take the risk, and sow Buist's Lightning Early Valentines and Stringless Green-Pod, these are the best of all the green podded varieties, producing very long pods, and plenty of them, which, when young, are entirely stringless. Sow in rows twenty inches apart, drop the seeds about an inch apart, and cover three inches deep; when up keep clear of weeds, and earth up a few inches of the stem. SECOND SOWING, say in two weeks, may be the Valentine, or, what is still better than all, Buist's Selected Golden Wax, Dwarf Butter Wax Bismarck and Speckled Kidney Wax; these are rust proof, stringless and luscious, producing waxy-colored pods, which, when properly prepared for the table, are as rich as marrow itself; to have fresh and tender Snap-shorts there should be a few sown every two weeks throughout the season. We recommend planting Buist's Selected Wax Beans, because they are strictly pure and very early, being fit for table use in six weeks from planting. One-half of the Wax Beans sold throughout the country are all mixed up with green podded varieties, which are both tough and stringy, occasioned by growing them too close to other varieties, and saving the product for seed. Such are classed as cheap seeds. After you grow them they are found worthless.

Therefore, purchase your supply from our house. You will run no such risk, as we not only grow them entirely separate, but the seed which we sow to produce our crops are selected from the growing crop of each year. This alone insures their purity.

Plant another succession of PEAS, Buist's Morning Star, as advised last month. Sow CABBAGE and COLLARDS for a succession, to head later than last month's sowing; sow also FLAT DUTCH TURNIP, BEET, SQUASH, MELON, SPINACH, LETTUCE, CRESS, RADISH, CARROT, CUCUMBER, PARSNIP, and if the weather is mild, make a planting of ADAM'S EXTRA EARLY, PERKINS' EARLY MARKET, BUIST'S EARLY SNOWFLAKE and EARLY DWARF SUGAR CORN. The Buist's Early Snowflake makes the largest and finest roasting ears in the South, as the worms never damage the ears. CUCUMBERS, SQUASH and MELONS should always be protected early in the season by a covering of boxes or canvas at night, to prevent injury from cold.

**Egg-Plant.** If you have overlooked the sowing, sow at once on a rich bed, covered with sash; it will be the end of March before they are fit to plant out; they require richer ground than any other vegetable, and must have a free supply of water in dry weather; another sowing should be made in March. Don't sow the common Egg-Plant of the trade called by various names, such as New York Purple, &c., nearly all of which is the seed of

5th Month

31 Days

MAY

1908

Moon's Phases.	Eastern Time.			Central Time.			Mountain Time.			Pacific Time.		
	D.	H.	M.	D.	H.	M.	D.	H.	M.	D.	H.	M.
☾ FIRST QUARTER.....	8	6	23Morn	8	5	23Morn	8	4	23Morn	8	3	23Morn
☽ FULL MOON.....	15	11	32Even.	15	10	32Even	15	9	32Even	15	8	32Even.
☾ LAST QUARTER.....	22	7	17Even	22	6	17Even	22	5	17Even	22	4	17Even.
☾ NEW MOON.....	29	10	14Even	29	9	14Even	29	8	14Even	29	7	14Even.

Day of Month.	Day of Week.	Light and Dark Moon.	Moon's Place.	Calendar—N. States. Lat. 42°+			Calendar—S. States. Lat. 33°+			History of Modern and Other Important Events, Etc.
				SUN Rises.	SUN Sets.	MOON Sets.	SUN Rises.	SUN Sets.	MOON Sets.	
				H. M.	H. M.	H. M.	H. M.	H. M.	H. M.	
1	Fri	☾	♊	4 54	7 0	8 17	5 12	6 42	7 55	St. Phillip and St. James.
2	Sat	☾	♊	4 53	7 1	9 23	5 11	6 43	8 58	Venus sets 10:59 a.
3	Sun	☾	♊	4 52	7 2	10 25	5 10	6 43	9 57	2nd Sunday after Easter.
4	Mo	☾	♊	4 51	7 3	11 22	5 10	6 44	10 53	Anarchist Riot, Chicago, 1886.
5	Tu	☾	♊	4 49	7 4	morn	5 9	6 45	11 42	Debs Nominated for Pres., 1904.
6	We	☾	♊	4 48	7 5	0 11	5 8	6 46	morn	Humboldt died, 1859.
7	Th	☾	♊	4 47	7 6	0 55	5 7	6 46	0 28	Mars sets 9:58 a.
8	Fri	☾	♊	4 46	7 7	1 33	5 7	6 47	1 8	Battle of Palo Alto, 1846.
9	Sat	☾	♊	4 45	7 8	2 4	5 6	6 48	1 44	Opening Pacific R. R., 1869.
10	Sun	☾	♊	4 43	7 9	2 32	5 5	6 48	2 16	3rd Sunday after Easter.
11	Mo	☾	♊	4 42	7 11	2 56	5 4	6 49	2 46	Sidi Mohammed, Bey of Tunis, died, 1906.
12	Tu	☾	♊	4 41	7 12	3 18	5 4	6 50	3 13	San Juan bombarded, 1898.
13	We	☾	♊	4 40	7 13	3 42	5 3	6 50	3 43	Pope Pius IV born, 1792.
14	Th	☾	♊	4 39	7 14	4 6	5 2	6 51	4 16	Jupiter sets 0:36 m.
15	Fri	☾	♊	4 38	7 15	rises	5 1	6 52	rises	D. O'Connell died, 1847.
16	Sat	☾	♊	4 37	7 16	8 3	5 1	6 53	7 38	Wm. H. Seward born, 1801.
17	Sun	☾	♊	4 36	7 17	9 14	5 0	6 53	8 45	4th Sunday after Easter.
18	Mo	☾	♊	4 35	7 18	10 23	4 59	6 54	9 52	Marquette died, 1675.
19	Tu	☾	♊	4 34	7 19	11 23	4 58	6 55	10 53	Wm. E. Gladstone died, 1898.
20	We	☾	♊	4 33	7 20	morn	4 57	6 55	11 46	Saturn rises 2:24 m.
21	Th	☾	♊	4 33	7 21	0 13	4 57	6 56	morn	Dio Lewis died, 1886.
22	Fri	☾	♊	4 32	7 22	0 56	4 56	6 57	0 32	John Mulvaney, Artist, Suicided, in N.Y., 1906
23	Sat	☾	♊	4 31	7 22	1 32	4 56	6 57	1 13	Henry Ibsen, Poet and Dramatist, d., 1906
24	Sun	☾	♊	4 30	7 23	1 59	4 56	6 58	1 47	Rogation Sunday.
25	Mo	☾	♊	4 29	7 24	2 24	4 55	6 59	2 19	Uranus rises 10:11 a.
26	Tu	☾	♊	4 29	7 25	2 51	4 55	7 0	2 54	John Calvin died, 1564.
27	We	☾	♊	4 28	7 26	3 18	4 55	7 0	3 27	Habeas Corpus enacted, 1679.
28	Th	☾	♊	4 28	7 27	3 44	4 55	7 0	3 59	Ascension Day.
29	Fri	☾	♊	4 27	7 28	4 15	4 54	7 1	4 36	Paris burned, 1871.
30	Sat	☾	♊	4 27	7 29	sets	4 54	7 1	sets	Neptune sets 10:0 a.
31	Sun	☾	♊	4 26	7 30	9 11	4 54	7 2	8 42	Sunday after Ascension.

WEATHER FORECAST FOR MAY.

1st to 4th—RAIN WAVE. Much fog and dampness in southwest section and over Gulf States. Seasonable showers in Appalachian Mountains and along the Atlantic slope. Storm energy developing in the northwest at this time.

5th to 9th—BRIGHT PERIOD. Fine, clear weather at most points except in the southwest where unsettled conditions exist. Spring-like weather in northwest sections. Temperature 72 degrees at Cheyenne, 75 at Omaha, 78 at St. Louis, 80 at Nashville and 85 at Atlanta.

10th to 13th—UNSETTLED PERIOD. Damp, foggy and generally drizzly weather from Texas to the Carolinas. Much cloudy weather and dampness in Lake region and over the north Atlantic Coast.

14th to 18th—WARM WAVE. Hot, sultry conditions at all points in central, western and southern sections. Dull, cloudy weather in the northwest, the Lake region and Middle Atlantic States.

19th to 23rd—THUNDER STORMS. Great electrical activity in southwest sections. Heavy downpour of rain with high wind and tornado storms at points west of the Mississippi river. General rains in Southern and Middle Atlantic States.

24th to 28th—COOL WAVE. Cool weather in the northwest, central and middle Atlantic States. Local frosts as far south as Iowa, Kentucky and the Virginias. Temperature 25 degrees at Helena, 30 at Omaha, 32 at Indianapolis and 35 at Parkersburg.

29th to 31st—RAIN PERIOD. General rains in Oklahoma, Kansas, Missouri and Arkansas. Showery weather at many points in Gulf and South Atlantic States. Damp and foggy conditions over the Great Lakes and the north Atlantic coast.

THIS IS THE 79<sup>TH</sup> YEAR FOR BUIST'S SEEDS.



the common mixed Egg-Plant grown in the South by inexperienced persons, and are frequently of almost every shape and color, but purchase Buist's Improved Large Purple. We have never seen its equal for size, color or purity.

**Celery.** Sow thinly on rich soil, raked fine, and tramp the ground evenly and rake again, as advised for onion seed; it delights in moist ground, and must have it or a constant supply of water in some way. When the plants are six inches high, select damp weather, and plant them in rows two and a half feet apart and six inches from plant to plant; the drill for planting them should be a few inches under the level; mulch them with short manure, and water every two or three days. Soap-suds is a very nourishing liquid for Celery. Select Buist's Mammoth White Solid, Golden Dwarf and Golden Self-blanching.

Transplant CABBAGE, LETTUCE, CAULIFLOWER; and ASPARAGUS ROOTS can also be planted for the formation of new beds.

**Salsify or Vegetable Oyster.** Sow thinly in drills two inches deep, and twenty inches from row to row; when two inches high, thin out to three inches apart; the more cultivation the finer the roots, which go deep and resist the heat and drought; sow the Buist's Mammoth or Sandwich Island.

**Stock Beets,** such as MANGEL WURZEL and WHITE SUGAR, should now be sown; for shallow soil select Buist's Golden Globe; and for deep soil Chirk Castle and Buist's Mammoth Long Red Mangel. The cultivation of stock-roots is greatly on the increase in this country, being found by the agriculturist an invaluable crop for cattle food during the winter.

Plant PRESQUE ISLAND EARLY ROSE, EXTRA EARLY VERMONT, BLISS EARLY RED or WHITE TRIUMPH and PEERLESS Potatoes. In Louisiana and other extreme Southern States, this is the month to plant for a general crop. Start your SWEET POTATOES in beds for sprouting.

### MARCH.

This month is the basis of our crops for the production of what we call *vegetable fruits*. In all warm, light soils, such productions succeed admirably, and there is no country where the melon, in all its varieties, is grown in such beauty and perfection as in the Southern States, especially in Georgia.

**Beans.** *The Large Lima and the Carolina or Sewee*, especially the former, is the cream of all the shell-bean family; they require good soil, and planted in hills; if the ground is still cold, defer planting until later, as they are liable to rot.

First put in strong poles four feet each way, place a handful of rich compost at its base, and with the hoe or plow, draw or furrow some soil over it; plant five good sound beans, eye downwards, around the pole, and cover with an inch of earth. When they have grown about a foot, tie the vines to the poles, and they will then provide for themselves and produce abundant crops from June till November; another planting can be made in May.

There are also Dwarf Lima Beans which require no poles or support of any kind, they are not however sufficiently productive to become very popular, and will never supercede the Pole Lima; the Henderson produces beans of the size of the Carolina or Sewee, the Burpee the size of the Large Lima. The best variety of Snap Pole Beans for the South is the Kentucky Wonder or Old Homestead as they produce their large and delicate pods in great profusion; no other variety will give as much satisfaction.

**Dwarf Black Wax and Golden Wax Beans,** plant by all means; they are luscious varieties, but are used as a snap, and not as a shelled-bean like the Lima. Their pods are of a beautiful golden color and entirely stringless.

**Golden Wax Flageolet Pole, Golden Cluster Wax Pole** and the **German Wax Pole** are, in our estimation, far superior to any of the green podded pole beans, but they are only used as a snap short, and the pods are of a beautiful golden waxy color, entirely stringless, and when properly seasoned for the table make a very delightful dish. No garden is complete without one or two of these varieties.

**Buist's Dwarf Golden Wax, Bismarck Wax and Speckled Kidney Wax** are the cream of the Dwarf Wax Varieties, and for a succession a sowing should be made every two weeks, or if you prefer the Green Podded Varieties, then plant **Buist's Lightning Early Valentine and Stringless Green Pod.**

**Beet.** Make another sowing of either Buist's Extra Early Turnip, Eclipse, Early Blood Turnip, Egyptian or Othello.

**Corn.** Plant, for first, a little of Adams, Perkins' Early Market or Crosby's Sugar, next, Buist's Early Snowflake, Early Sugar, Mammoth Sugar, followed by *Stowell's Evergreen Sugar*. A planting of either of the two latter should be made every two or three weeks till August or September, thereby securing one of the finest table vegetables for six months of the year.

**Cucumber.** Plant in hills the *Perfection White Spine and Long Green*. If you wish only one sort, select the former, and make a small planting every month till August.

**Cress and Mustard.** Sow these together; when they are a few inches high cut and

6th Month

30 Days

**JUNE**

**1908**

Moon's Phases.	Eastern Time.			Central Time.			Mountain Time.			Pacific Time.		
	D.	H.	M.	D.	H.	M.	D.	H.	M.	D.	H.	M.
☾ FIRST QUARTER.....	6	11	56Even.	6	10	56Even.	6	9	56Even.	6	8	56Even.
☾ FULL MOON.....	14	8	55Morn.	14	7	55Morn.	14	6	55Morn.	14	5	55Morn.
☾ LAST QUARTER.....	21	0	26Morn.	20	11	26Even.	20	10	26Even.	20	9	26Even.
☾ NEW MOON.....	28	11	31Morn	28	10	31Morn.	28	9	31Morn.	28	8	31Morn

Day of Month.	Day of Week.	Light and Dark Moon.	Moon's Place.	Calendar—N. States. Lat. 42°+			Calendar—S. States. Lat. 33°+			History of Modern and Other Important Events, Etc.
				SUN	SUN	MOON	SUN	SUN	MOON	
				Rises. H. M.	Sets. H. M.	Sets. H. M.	Rises. H. M.	Sets. H. M.	Sets. H. M.	
1	Mo	☾	☐	4 26	7 31	10 5	4 53	7 2	9 36	Hobson Sinks Merrimac, 1898.
2	Tu	☾	☐	4 25	7 32	10 51	4 53	7 3	10 22	Venus sets 10:25 a.
3	We	☾	☐	4 25	7 32	11 31	4 53	7 3	11 5	Blaine resig. the Cabinet, 1892.
4	Th	☾	☐	4 24	7 33	morn	4 53	7 4	11 42	Senator A. P. Gorman died, 1906.
5	Fri	☾	☐	4 24	7 34	0 5	4 52	7 4	morn	Oil City Disaster, 1892.
6	Sat	☾	☐	4 24	7 34	0 34	4 52	7 5	0 16	Sebastopol Bombarded, 1855.
7	Sun	☾	☐	4 23	7 35	0 59	4 52	7 6	0 46	Whit Sunday.
8	Mo	☾	☐	4 23	7 35	1 22	4 51	7 6	1 14	Mars sets 9:23 a.
9	Tu	☾	☐	4 23	7 36	1 42	4 51	7 7	1 42	Levi Z. Leiter died, 1904.
10	We	☾	☐	4 22	7 36	2 9	4 51	7 7	2 15	Ember Day.
11	Th	☾	☐	4 22	7 37	2 32	4 51	7 7	2 43	Narragansett Disaster, 1880.
12	Fri	☾	☐	4 22	7 37	3 0	4 51	7 7	3 18	Ember Day.
13	Sat	☾	☐	4 22	7 37	3 35	4 51	7 8	3 58	Ember Day.
14	Sun	☾	☐	4 22	7 38	rises	4 51	7 8	rises	Trinity Sunday.
15	Mo	☾	☐	4 22	7 38	9 12	4 51	7 9	8 41	Jupiter sets 10:42 a.
16	Tu	☾	☐	4 22	7 39	10 8	4 51	7 9	9 39	P. Roosevelt sig. the Oklahoma State Bill, 1906
17	We	☾	☐	4 22	7 39	10 55	4 51	7 9	10 30	Battle Bunker Hill, 1775.
18	Th	☾	☐	4 23	7 39	11 33	4 51	7 10	11 13	Corpus Christi.
19	Fri	☾	☐	4 23	7 40	morn	4 51	7 10	11 51	War of 1812 declared.
20	Sat	☾	☐	4 23	7 40	0 5	4 52	7 10	morn	Battle Flodden Field, 1513.
21	Sun	☾	☐	4 23	7 40	0 30	4 52	7 11	0 24	☽ enters ☾. Summer begins.
22	Mo	☾	☐	4 23	7 40	0 58	4 52	7 11	0 58	Saturn rises 0:21 m.
23	Tu	☾	☐	4 24	7 40	1 23	4 53	7 11	1 31	Battle of Solferino 1850.
24	We	☾	☐	4 24	7 40	1 48	4 53	7 11	2 1	Hancock Nominated, 1880.
25	Th	☾	☐	4 24	7 40	2 17	4 53	7 12	2 35	H. Thaw killed Stanford White, 1906
26	Fri	☾	☐	4 25	7 40	2 51	4 54	7 12	3 14	David Davis died, 1886
27	Sat	☾	☐	4 25	7 40	3 28	4 54	7 12	3 55	Uranus rises 7:58 a.
28	Sun	☾	☐	4 25	7 40	sets	4 54	7 12	sets	2nd Sunday after Trinity.
29	Mo	☾	☐	4 26	7 40	8 47	4 55	7 12	8 18	St. Peter and St. Paul.
30	Tu	☾	☐	4 26	7 40	9 29	4 55	7 12	9 2	Neptune sets 8:3 a.

**WEATHER FORECAST FOR JUNE.**

- 1st to 4th—**VARIABLE PERIOD.** Windy, changeable weather over section of the southwest and on California coast. Strong gales over Lake region. Cool weather and generally showery conditions in east Gulf and South Atlantic States.
- 5th to 9th—**WARM WAVE.** Prostrating heat in Central and Middle Atlantic States. Cool nights and hot days over Rocky Mountain section and the southwest,
- 10th to 13th—**HAIL STORMS.** Destructive storms accompanied with hail and high wind velocity in south and southwest sections. Local thunder showers in Kansas, Nebraska and Iowa, with cloudy, drizzly weather in east Central and Middle Atlantic States.
- 14th to 17th—**COOL WAVE.** Abrupt fall in temperature over west and northwest sections. Cool nights in Central, Middle Atlantic and New England States. Temperature 32 degrees at Bismarck, 35 at Dubuque, 33 at Indianapolis and 40 at Harrisburg,
- 18th to 22nd—**SULTRY WAVE,** Advanced heat over the southwest and central sections. Great prostration felt by inhabitants of large cities and laborers on public works by reason of the extreme humidity of the air. Drouth in Texas and New Mexico. Temperature 102 degrees at Santa Fee, 100 at Fort Dodge, 99 at Kansas City, 98 at St. Louis and 96 at Chicago.
- 23rd to 26th—**STORM PERIOD.** Great storm energy in the northwest over Montana, the Dakotas and Minnesota! Heavy rainfall in Appalachian Mountain region and Gulf coast.
- 27th to 30th—**UNSETTLED PERIOD.** Damp, foggy and drizzly weather in Gulf and South Atlantic States. Dense fog and cloudy weather in northwest and over Lake region.

**Buist's Turnip Seeds produce the largest and finest formed roots**

use as a salad. It is a very popular dish in England, and makes a charming salad for the South. The Mammoth Southern Curled and Ostrich Plume are the finest varieties for that section.

**Nasturtium**, where desired for pickles, should now be sown; they fruit best when tied to trellises or poles, but do not overlook sowing the Dwarf Tom Thumb for summer blooming as they are always a very attractive feature in the garden.

**Okra, or Gumbo.** Sow in rows three feet apart, and thin out to four inches apart in the row. The seed will not germinate unless soil is warm—if cold or wet after sowing, the seeds will rot in the ground. Buist's Dwarf and Perkin's Mammoth Podded are the best varieties. *The Okra is one of our most desirable summer vegetables and has become one of the most popular for canning purposes.* Okra and Tomatoes canned together make a very delightful dish for winter use for soups, &c.

**Pumpkins** of every variety should be planted in hills like corn. The many new and wonderful sorts, with the most extravagant descriptions, are all excelled by the old *Yellow Cashaw*. Or if you wish to grow a variety for size only, then plant the Mammoth King; it frequently weighs 200 pounds.

**Radish.** Sow White Summer, White Box, Buist's Yellow Summer and White Strasburg, as the red varieties would now become spongy, and shoot to seed without forming any bulbs. They will come off in six weeks; thin this crop, when up, to an inch apart; if you overlook this, they will not form, but shoot to seed. Radishes should, however, always be sown between other crops, as they come off the ground quickly, and kindly observe that crisp Radishes can only be grown on very rich soil.

**Squash.** There are several kinds in use, all of which have their peculiar qualities. *Bush Squash* does not run, comes soon to maturity, and to have a succession must be frequently sown. *Summer Crook Neck or Yellow* continues to run and grow, producing throughout the season. The *London Marrow* White Squash has also the quality of growing and producing for months. The Boston Marrow and Hubbard are charming varieties for winter use for custards, etc. Do not overlook planting a few hills; give them plenty of room, as they are strong growers.

**Tomato.** Independent of sowing in hot-beds, sow in a warm bed or corner of the garden for a later crop, cover at night or from cold winds until the season is favorable; as soon as they are four inches high, plant out into hills three feet apart, and two plants to a hill; as they grow, tie them to stakes, or what is much better, a v shaped trellis, and as soon as three feet high, pinch off the points of the vines, which will cause them to mature their fruit earlier. Do not overlook planting the MAJESTIC, BELLE and BEAUTY; they are the finest varieties ever introduced, being early, solid, perfect and beautiful. Other desirable varieties are the ACME, LIVINGSTON'S BEAUTY, STONE and TROPHY.

**Herbs.** Now is the time for sowing a full assortment of these. If the weather is favorable, and the soil warm, all early hot-bed plants, such as Tomatoes, Egg Plants and Peppers, can be transplanted to the open ground; also transplant Cabbage and Lettuce from your winter beds, if not already done.

Continue planting PEAS, BUIST'S MORNING STAR and PREMIER EXTRA EARLY, STRATAGEM, NOTT'S EXCELSIOR, ADVANCER, CHAMPION, PRIDE OF THE MARKET and PREMIUM GEM, and a further supply of BUIST'S DWARF GOLDEN WAX and VALENTINE BEANS; Sow DUTCH BUTTER, ROYAL CABBAGE, PASSION and SALAMANDER LETTUCE, as they withstand the heat, and are not so liable to shoot to seed as the early varieties; sow also SPINACH, CARROT, MELON, ONION and LEEK, and, in fact, any other vegetables that you require, as the season is sufficiently advanced for any variety to do well. Give all the growing crops your attention. Just remember that good cultivation is almost as powerful a stimulant to the growth of plants as manure. Look out for weeds; they are enemies in your camp, and will rob your ground of a good portion of the nourishment that is intended for your crops.

## APRIL.

The vegetable garden is now in its exuberance of growth; cultivate well, and look out for weeds. If you have sown Buist's seeds, we know that you have met with success and have a luxuriant garden, and as the season advances you will have an opportunity to compare the product with the vegetables produced from inferior brands of seeds, which are scattered almost broadcast throughout the Southern States. Thin out all young crops to prevent crowding. Water when dry; CAULIFLOWER requires copious watering at the roots when forming heads. Celery-seed beds and plants are also in need of water; if, however, labor and care are deficient, those vegetables will not make a return for planting; as soil can never be too rich for them. Where BEETS are too thick, they can be transplanted; cut off the large thick leaves, lift carefully, and plant them in rows, or amongst other crops that are too thin; do this in moist weather.

Do not overlook keeping up a regular succession of crops in your garden; many sow a single crop of Peas, Beans, &c., and neglect paying any attention to other crops of the same varieties which should follow the ripening of the first sowings. This is a very im-

7th Month

31 Days

JULY

1908

Moon's Phases.	Eastern Time.			Central Time.			Mountain Time.			Pacific Time.		
	D.	H.	M.	D.	H.	M.	D.	H.	M.	D.	H.	M.
☾ FIRST QUARTER.....	6	3	25Even.	6	2	25Even.	6	1	25Even.	6	0	25Even.
☽ FULL MOON.....	13	4	48Even.	13	3	48Even.	13	2	48Even.	13	1	48Even.
☾ LAST QUARTER.....	20	7	2Morn.	20	6	2Morn.	20	5	2Morn.	20	4	2Morn.
☽ NEW MOON.....	28	2	17Morn.	28	1	17Morn.	28	0	17Morn.	27	11	17Even.

Day of Month.	Day of Week.	Light and Dark Moon.	Place.	Calendar—N. States, Lat. 42°+			Calendar—S. States, Lat. 33°+			History of Modern and Other Important Events, Etc.
				SUN	SUN	MOON	SUN	SUN	MOON	
				Rises. H. M.	Sets. H. M.	Sets. H. M.	Rises. H. M.	Sets. H. M.	Sets. H. M.	
1	We	☽	☽	4 27	7 40	10 6	4 55	7 12	9 41	Venus sets 7:57 a.
2	Th	☽	☽	4 27	7 40	10 36	4 56	7 11	10 17	La Bourgoyne sunk, 1898.
3	Fri	☽	☽	4 28	7 40	11 12	4 56	7 11	10 47	Cerveru's Fleet destroyed, 1898.
4	Sat	☽	☽	4 28	7 40	11 26	4 57	7 11	11 17	Geo. Ripley died, 1880.
5	Sun	☽	☽	4 29	7 39	11 46	4 58	7 10	11 42	3rd Sunday after Trinity.
6	Mo	☽	☽	4 29	7 39	morn	4 58	7 10	morn	Mars sets 8:41 a.
7	Tu	☽	☽	4 30	7 39	0 12	4 59	7 10	0 15	Merrimac Heroes rel., 1898.
8	We	☽	☽	4 31	7 38	0 33	4 59	7 9	0 43	Zach. Taylor died, 1850.
9	Th	☽	☽	4 32	7 38	0 58	5 0	7 9	1 14	Port Hudson surrend., 1863.
10	Fri	☽	☽	4 32	7 37	1 29	5 0	7 9	1 50	Tobacco in England, 1586.
11	Sat	☽	☽	4 33	7 37	2 7	5 1	7 9	2 33	Jupiter sets 9:13 a.
12	Sun	☽	☽	4 34	7 36	2 54	5 1	7 8	3 23	4th Sunday after Trinity.
13	Mo	☽	☽	4 35	7 36	rises	5 2	7 8	rises	Napoleon surrend., 1815.
14	Tu	☽	☽	4 35	7 35	8 47	5 2	7 8	8 20	Paul Kruger died, 1904.
15	We	☽	☽	4 36	7 34	9 29	5 3	7 7	9 7	Cawnpore Massacre, 1857.
16	Th	☽	☽	4 37	7 34	10 5	5 3	7 7	9 49	Alfred Beit, richest man in London, died, 1906.
17	Fri	☽	☽	4 38	7 33	10 34	5 4	7 7	10 25	Saturn rises 10:41 a.
18	Sat	☽	☽	4 39	7 32	10 58	5 4	7 7	10 56	Dr. J. Prime died, 1885.
19	Sun	☽	☽	4 40	7 32	11 29	5 5	7 6	11 34	5th Sunday after Trinity.
20	Mo	☽	☽	4 41	7 31	11 52	5 5	7 6	morn	Pope Leo XIII. died, 1903.
21	Tu	☽	☽	4 42	7 30	morn	5 6	7 6	0 3	Robert Burns died, 1796.
22	We	☽	☽	4 43	7 29	0 20	5 7	7 5	0 37	Russell Sage died, 1906.
23	Th	☽	☽	4 44	7 28	0 51	5 7	7 5	1 14	Uranus sets 3:47 m.
24	Fri	☽	☽	4 44	7 28	1 28	5 8	7 4	1 53	Gov. John A. Dix born, 1798.
25	Sat	☽	☽	4 45	7 27	2 10	5 9	7 3	2 38	St. James.
26	Sun	☽	☽	4 46	7 26	2 56	5 9	7 3	3 25	6th Sunday after Trinity.
27	Mo	☽	☽	4 47	7 25	3 49	5 10	7 2	4 18	Ponce, Porto Rico, surr., 1898.
28	Tu	☽	☽	4 48	7 23	sets	5 11	7 1	sets	Wilberforce died, 1833.
29	We	☽	☽	4 49	7 22	8 39	5 11	7 0	8 18	Neptune rises 3:7 m.
30	Th	☽	☽	4 50	7 21	9 6	5 12	7 0	8 50	Wm. Penn died, 1718.
31	Fri	☽	☽	4 51	7 20	9 30	5 13	6 59	9 20	Abbe Listz died, 1886.

**WEATHER FORECAST FOR JULY.**

1st to 3rd—COOL WAVE. Cool weather for July over Rocky Mountain region and the middle west as far south as Oklahoma and Kansas. Cool nights and pleasant days in Gulf and South Atlantic States. Drouth in Kentucky and Tennessee.

4th to 8th—STORMY PERIOD. Heavy rainfall in Gulf and South Atlantic States. Cloudy and unsettled weather over Lake region and the northwest.

9th to 13th—HOT WAVE—Great heat and drouth in Texas, Oklahoma, Kansas, Missouri, Kentucky and Tennessee. General absence of rain felt in northwest and over Rocky Mountain region.

14th to 18th—STORM WAVE. Dust storms over all southwest portion. Local showers in northwest and over Lake region. General rains in Gulf and South Atlantic States.

19th to 22nd—SULTRY WAVE. Prostrating heat at all points over west and southwest sections. Much suffering from drouth in Kansas, Missouri, Kentucky and Tennessee. Temperature 104 degrees at Santa Fe, 102 at Wichita, 101 at Springfield and 100 at Louisville.

23rd to 27th—THUNDER STORMS. Local wind and rain storms in the southwest. Much lightning, thunder and destructive hail in Southern States. Heavy rainfall over Appalachian Mountains and the Atlantic coast plain.

28th to 31st—COOL PERIOD. Weather dry and cool at most points west of the Mississippi river. Damp, foggy and generally gloomy weather in Gulf and South Atlantic States. Disagreeably dry and dusty in the northwest and over the Rocky Mountain section.

**CHEAP SEED PROVE GENERALLY TO BE EITHER OLD OR SPURIOUS.**

portant consideration in order to keep up a full supply for the family; therefore, do not overlook planting a few more BEANS, PEAS, CUCUMBERS, LETTUCE, LEEK, MELON, SUMMER RADISH, and in fact, all varieties named for last months sowing can still be sown, which will afford an ample succession of crops.

If any of your crops have not come up well, stir the ground and replant at once; make a note of any failures you may have had, and advise the parties from whom you obtained your seeds; such action will benefit yourself and others. See to tying up ENDIVE for blanching before use; at this season it will blanch in eight or ten days

About the last of the month sow a supply of Buist's Improved Early and Late Flat Dutch and Drumhead, Buist's Florida Header and Drumhead Savoy Cabbage, for June planting, to head in Fall; these varieties will always produce fine heads in the South. At this season of the year the small cabbage-fly is very destructive to the young plants, and frequently destroy them as fast as they make their appearance above ground; always keep them well dusted with plaster, or apply strong tobacco-water until they are sufficiently large to withstand such attacks.

**Spring-Sown Cabbage** is now ready for transplanting, the soil for their culture must be rich to insure fine heads. Sow Celery for main crop, hill up Potatoes and keep them well cultivated. Train the Lima Bean vines to poles, and stake all Peas planted last month. Do not neglect your Asparagus-bed; keep it well cultivated and loosened with a hoe until the stalks commence appearing.

### MAY.

We now fully repeat the observations of last month; the warm season is approaching, when many of the crops cease growing. Fresh and young crops from the second or third sowing will continue to grow whenever moisture is supplied. Irrigation and good cultivation is the whole secret in successful culture in warm, dry climates. Sweet Potato sprouts for a late crop, should be planted; these tubers, prepared in every variety of cooking, are a grateful dish on our table three times a day.

Plant Snap-short and Pole Beans for a succession; sow late Cabbage for Winter-heading; also Cauliflower and Brocoli; sow Salamander Lettuce—it is the only variety that will now stand the heat without shooting to seed. Sow Buist's Yellow Summer and White Summer Radish. Melons, Cucumbers and Squashes may still be planted for a succession. Look out weeds, as they will now rapidly overgrow your crops.

CORN, for late roasting-ears, should be planted in the early part, and also the latter of this month. The old-fashioned New England Sugar, Mammoth Sugar and Stowell's Evergreen are the best sweet varieties, but Buist's Snowflake, although not a Sugar Corn, is the most popular because it produces the largest and finest ears in the South for roasting,

### JUNE.

The gardener of the South and the garden amateur have much to reflect upon in this glorious month of bearable sunshine. Renew all crops as advised; plant Snap-short Beans; look over Melons, Cucumbers and Squashes; destroy bugs and every other enemy; weeds abhor with the vengeance of destruction. Stir up the soil to keep in moisture, and allow the air and dew to penetrate; all will assist to keep the growing life in crops. Transplant Cauliflower, Brocoli, Buist's Drumhead and Flat Dutch Cabbage, which must be liberally supplied with water; perseverance will always insure success in your gardening operations.

### JULY.

If there is any month in the twelve where there may be some cessation of labor by the gardener of the South it is July—ground is dry, atmosphere hot. Seeds may be sown, but they do not vegetate; weeds, however, grow, and they must be kept under. Snap Beans will grow, and plant them for succession; water Celery or mulch it; towards the end of the month, one of the most valuable crops for the South should be sown, which is the Ruta Baga Turnip, and the middle of this month should be the commencement of sowings, so that if you have not been successful in securing a stand of young plants you will have ample time for re-seeding; therefore, take advantage of moist weather, if possible, and sow Ruta Bagas as they require a longer season to mature than Turnips. Select Buist's Improved Purple-Top Yellow, which is by far the finest variety; plant Perfection Early White Spine Cucumber for September use, or for pickling purposes Long Green and Jersey Pickle; transplant Drumhead and Flat Dutch Cabbage under showers; prepare ground for crops to be planted in August; sow Squash, Spinach, Sugar Corn and also a full supply of Turnips, as there is no variety of vegetable you can raise that is more valuable or more profitable, the crop requiring but a short season to produce from 200 to 400 bushels per acre of the most valuable food for cattle and a very desirable vegetable for the table, which can be used for both purposes during the Winter and Spring months.

The Turnip-fly is a very destructive insect on the Ruta Baga and Turnip crop, frequently eating off the young plants just as fast as they make their appearance above ground.

8th Month  
31 Days

# AUGUST

1908

Moon's Phases.	Eastern Time.			Central Time.			Mountain Time.			Pacific Time.		
	D.	H.	M.	D.	H.	M.	D.	H.	M.	D.	H.	M.
☾ FIRST QUARTER.....	5	4	40Morn	5	3	40Morn	5	2	40Morn	5	1	40Morn
☾ FULL MOON.....	11	11	59Even.	11	10	59Even	11	9	59Even	11	8	59Even.
☾ LAST QUARTER.....	18	4	25Even	18	3	25Even	18	2	25Even	18	1	25Even.
☾ NEW MOON.....	26	5	59Even	26	4	59Even	26	3	59Even	26	2	59Even.

Day of Month.	Day of Week.	Light and Dark Moon.	Moon's Place.	Calendar—N. States. Lat. 42°+			Calendar—S. States. Lat. 33°+			History of Modern and Other Important Events, Etc.
				SUN Rises.	SUN Sets.	MOON Sets.	SUN Rises.	SUN Sets.	MOON Sets.	
				H. M.	H. M.	H. M.	H. M.	H. M.	H. M.	
1	Sat	☾	♏	4 52	7 19	9 51	5 14	6 58	9 45	Lammas Day.
2	Sun	☾	♏	4 53	7 18	10 17	5 14	6 57	10 17	7th Sunday after Trinity.
3	Mo	☾	♏	4 54	7 17	10 38	5 15	6 56	10 44	Venus rises 2:23 m.
4	Tu	☾	♏	4 55	7 16	10 59	5 16	6 55	11 12	Rear Adm. Chas. J. Frain died, 1906
5	We	☾	♏	4 57	7 14	11 26	5 16	6 54	11 45	Gen. Howe died, 1799.
6	Th	☾	♏	4 58	7 13	morn	5 17	6 54	morn	20 persons died from heat in N. Y. City, 1906.
7	Fri	☾	♏	4 59	7 11	0 1	5 18	6 53	0 25	Riots in Belfast, 1886.
8	Sat	☾	♏	5 0	7 10	0 41	5 18	6 52	1 9	Mars sets 7:36 a.
9	Sun	☾	♏	5 1	7 9	1 33	5 19	6 51	2 2	8th Sunday after Trinity.
10	Mo	☾	♏	5 2	7 8	2 34	5 20	6 50	3 5	Battle Chevy Chase, 1388.
11	Tu	☾	♏	5 3	7 6	rises	5 21	6 49	rises	Barbadoes devastated, 1831.
12	We	☾	♏	5 4	7 5	8 1	5 21	6 48	7 41	King Philip killed, 1676.
13	Th	☾	♏	5 5	7 3	8 33	5 22	6 46	8 22	Manila captured, 1898.
14	Fri	☾	♏	5 6	7 2	8 59	5 23	6 45	8 54	Jupiter sets 7:20 a.
15	Sat	☾	♏	5 7	7 0	9 29	5 23	6 44	9 30	Gladstone forms cabinet, 1892.
16	Sun	☾	♏	5 8	6 59	9 56	5 24	6 43	10 4	9th Sunday after Trinity.
17	Mo	☾	♏	5 9	6 58	10 22	5 25	6 42	10 37	Frederick the Great died, 1786.
18	Tu	☾	♏	5 10	6 56	10 53	5 25	6 41	11 14	Ole Bull died, 1880.
19	We	☾	♏	5 12	6 54	11 28	5 26	6 39	11 53	Beranger born, 1780.
20	Th	☾	♏	5 13	6 53	morn	5 26	6 38	morn	Saturn rises 8:26 a.
21	Fri	☾	♏	5 14	6 51	0 8	5 27	6 37	0 37	Lafayette taken 1792.
22	Sat	☾	♏	5 15	6 50	0 53	5 28	6 36	1 23	New Mexico annexed, 1846.
23	Sun	☾	♏	5 16	6 48	1 43	5 28	6 35	2 13	10th Sunday after Trinity.
24	Mo	☾	♏	5 17	6 47	2 39	5 29	6 34	3 7	St. Bartholomew.
25	Tu	☾	♏	5 18	6 45	3 35	5 30	6 32	4 1	Uranus sets 1:32 m.
26	We	☾	♏	5 19	6 43	4 35	5 30	6 31	4 56	Sam Parks convicted, 1803.
27	Th	☾	♏	5 20	6 42	sets	5 31	6 30	sets	Battle of Long Island, 1776.
28	Fri	☾	♏	5 21	6 40	7 56	5 32	6 29	7 49	1st Locomotive, U. S., 1830.
29	Sat	☾	♏	5 22	6 39	8 16	5 32	6 28	8 16	Garibaldi captured, 1862.
30	Sun	☾	♏	5 23	6 37	8 41	5 33	6 26	8 46	11th Sunday after Trinity.
31	Mo	☾	♏	5 24	6 35	9 3	5 34	6 25	9 15	Neptune rises 1:1 m.

## WEATHER FORECAST FOR AUGUST.

1st to 4th—SULTRY WAVE. Excessive heat at all points east and west. More or less distressing conditions from the Pacific to the Great Lakes by reason of the general scarcity of rainfall. Temperature 110 degrees at Miles City, 105 at North Platte, 104 at Wichita, 103 at Omaha and 102 at Keokuk.

5th to 9th—SHOWERY PERIOD. General rains in west Gulf States. Gloomy, foggy and damp weather on the Atlantic Coast. Showery weather in the Appalachian Mountain region.

10th to 14th—UNSETTLED PERIOD. Wind and dust storms in northwest and over Central States. Hot sultry weather in New York and New England. Much dampness throughout the Southern States.

15th to 19th—STORM WAVE. Heavy rain storms accompanied with sharp lightning in southwest sections. Showery conditions along Gulf Coast and over South Atlantic coast plain.

20th to 23rd—COOL WAVE. Fresh, cool nights and mornings in the northwest. Cloudy, backward weather in Southern and southeastern sections. Dry and cool over Rocky Mountain region.

24th to 27th—WARM WAVE. Warm and dry in all sections except portions of Central and Middle Atlantic States. Streams low and pastures bare and brown in Kansas, and Nebraska and the Dakotas.

28th to 31st—RAIN WAVE. General rains in Central, Southern and Eastern sections. Light showers over Lake region and the New England States.

**If You Want to Garden for Profit Sow Buist's Seeds.**

Examine closely, and if they are discovered, dust them with plaster. Frequent failures are often experienced in securing a good stand of plants; do not become disheartened, but re-seed at once.

Turnip Seed is always a very uncertain article to purchase, as the great object with some growers the past few years appears to be to raise it cheaply, regardless of quality. To guard against any such disappointment, PURCHASE and SOW BUIST'S GROWTH; all the leading merchants throughout the Southern States keep this brand; but purchase it in our Sealed Cartons of  $\frac{1}{4}$ ,  $\frac{1}{2}$  and 1 pound, and observe that the packages are distinctly marked GROWN BY BUIST. The great popularity of our seed has caused some Northern dealers who are not growers (but who are compelled to purchase all the seed they sell), to imitate our style of putting up, in order to sell their stocks of the common Imported or inferior American seed.

### AUGUST.

Whatever was omitted last month execute at once, and push on with the following, now in season; if no rain, water freely. This is the great month for sowing Turnip and Ruta Baga seed, and too much attention cannot be bestowed upon the importance of this crop; if not already sown attend to it at once, as September will be too late to secure a crop. It is invaluable, supplying nutritious food for both man and beast, during the Fall and Winter months, with little or no care, after once preparing the ground and sowing the seed. But an important feature is to secure pure seed, as the market is always flooded with a very inferior quality, produced without the expensive process of transplanting and selecting the roots. Seed grown in this manner produces knotty and degenerated bulbs, having a disagreeable flavor and useless for any purpose. To guard against any such disappointment, purchase your seed from Buist, who is the largest and most successful Turnip-seed grower in this country (growing every grain of seed from transplanted and selected roots on his farms or those of his private growers near Philadelphia), and you will grow roots of unsurpassed quality. If the weather is pleasant and soil in good order, the following varieties may now be planted, but if hot and dry, defer them until next month: Beets, Improved Long Blood, Half Long Blood and Blood Turnip for Winter; sow Brocoli and Cauliflower in rich ground, transplant them in September in very rich soil to head in December. Snap Beans, both green and yellow podded; Early Horn and Half Long Carrot; Radish of all sorts; Buist's Morning Star and Premier Extra Early Peas; plant Onion-sets, select small ones, as large sets will shoot to seed; plant Early Rose Potatoes for Winter use; the crop matured in May will do to plant now; transplant late Cabbage and late Celery; Onions that matured in June can now be planted to use in Winter; sow Endive to blanch in November; Lettuce sown now will head in November; sow Savoy Cabbage for Winter heading; this variety is as delicate as Cauliflower.

### SEPTEMBER.

Activity must prevail in the garden this month; it is really the beginning of the vegetable year in the "Sunny South." Remember, good, clean, deep, rich ground, and Buist's seeds are the gardeners foundation.

Transplant Cabbage and Cauliflower; plant Onion Sets, Shallots and Garlic. Shallot is a kind of Onion used for seasoning delicate cookery; plant them in drills four inches apart, and twenty inches from row to row; cover two inches deep.

Sow Red and White Bermuda Onion Seed, also Manmoth White King and Yellow Prize-Taker; these will continue growing all winter and form large Onions in Spring. Cultivate thoroughly all growing crops; Peas planted last month will require sticking, and Potatoes hilling up, sow Leek and Endive, and transplant Lettuce; sow Parsley for Spring use; sow CARROTS and BUIST'S MORNING STAR and PREMIER EXTRA EARLY PEAS for using in December; all varieties of RADISH are now in season, make several sowings of them; and enrich the ground to a great degree for frequent sowings of SPINACH and CORN SALAD; early in the month make the last planting of SNAP-SHORT BEANS.

Be sure that the Early Celery is well supplied with soapsuds every wash-day, or any other rich water; stir up the soil freely before watering, and also a few days after it, and begin to earth it up next month. If your sowing of Turnips last month failed, or has been overlooked, it is still time; sow Buist's Early and Late Flat Dutch, Drumhead and Drumhead Savoy Cabbage about the last of this month, if you are located in Florida or Louisiana, do not overlook sowing Buist's Cabbage called the Florida Header; it is a sure header in those States, and the size of the head it produces will surprise you; sow plenty of Georgia Collards, the great Southern vegetable; transplant, as usual, and they will continue growing all Winter, and head in early Spring; the leaves of Collards can be stripped off and used throughout the growing season.

### OCTOBER.

See that all crops are clean and in good growing order. Whatever was omitted last month do not overlook now. Take advantage of the weather to transplant Cabbage, Collard and Lettuce, and moist weather earth up Celery; first stir up the earth with plow and hoe,

9th Month  
30 Days

# SEPTEMBER

1908

Moon's Phases.	Eastern Time.			Central Time.			Mountain Time.			Pacific Time.		
	D.	H.	M.	D.	H.	M.	D.	H.	M.	D.	H.	M.
☾ FIRST QUARTER.....	3	3	51 Even.	3	2	51 Even.	3	1	51 Even.	3	0	51 Even.
☽ FULL MOON .....	10	7	23 Morn.	10	6	23 Morn	10	5	23 Morn	10	4	23 Morn
☾ LAST QUARTER.....	17	5	33 Morn	17	4	33 Morn	17	3	33 Morn	17	2	33 Morn
☾ NEW MOON.....	25	9	59 Morn	25	8	59 Morn	25	7	59 Morn	25	6	59 Morn

Day of Month.	Day of Week.	Light and Dark Moon.	Moon's Phase.	Calendar—N. States. Lat. 42°+			Calendar—S. States. Lat. 33°+			History of Modern and Other Important Events, Etc.
				SUN Rises.	SUN Sets.	MOON Sets.	SUN Rises.	SUN Sets.	MOON Sets.	
				H. M.	H. M.	H. M.	H. M.	H. M.	H. M.	
1	Tu	☾	♏	5 25	6 33	9 28	5 35	6 24	9 45	Jas. G. Bennett, Journalist, b., 1841.
2	We	☾	♏	5 26	6 32	9 59	5 36	6 23	10 21	Great Fire in London, 1666.
3	Th	☾	♏	5 27	6 30	10 35	5 36	6 21	11 1	Venus rises 1:39 m.
4	Fri	☾	♏	5 28	6 28	11 21	5 37	6 20	11 50	F. D. Proctor elec. gov. Vermont 1906
5	Sat	☾	♏	5 29	6 27	morn	5 37	6 19	morn	Cholera in London, 1854.
6	Sun	☾	♏	5 30	6 25	0 15	5 38	6 17	0 46	12th Sunday after Trinity.
7	Mo	☾	♏	5 32	6 23	1 22	5 39	6 16	1 52	John G. Whittier died, 1892.
8	Tu	☾	♏	5 33	6 22	2 37	5 39	6 15	3 2	Capture of Sebastopol, 1855.
9	We	☾	♏	5 34	6 20	3 55	5 40	6 14	4 15	Mars rises 4:51 m.
10	Th	☾	♏	5 35	6 18	rises	5 41	6 12	rises	Gen. McCook shot, 1873.
11	Fri	☾	♏	5 36	6 16	7 23	5 41	6 11	7 23	Battle Brandywine, 1777.
12	Sat	☾	♏	5 37	6 14	7 56	5 42	6 10	8 2	Judge T. M. Cooley died, 1898.
13	Sun	☾	♏	5 38	6 13	8 22	5 43	6 8	8 34	13th Sunday after Trinity.
14	Mo	☾	♏	5 39	6 11	8 52	5 43	6 7	9 11	Jupiter rises 3:42 m.
15	Tu	☾	♏	5 40	6 9	9 25	5 44	6 6	9 49	Scott takes Mexico, 1847.
16	We	☾	♏	5 41	6 7	10 4	5 45	6 4	10 32	Ember Day.
17	Th	☾	♏	5 42	6 6	10 49	5 45	6 3	11 19	Rev. Dr. John Hall died, 1898.
18	Fri	☾	♏	5 43	6 4	11 37	5 46	6 2	morn	Ember Day.
19	Sat	☾	♏	5 44	6 2	morn	5 47	6 0	0 8	Ember Day.
20	Sun	☾	♏	5 45	6 0	0 31	5 47	5 59	1 0	14th Sunday after Trinity.
21	Mo	☾	♏	5 46	5 59	1 28	5 48	5 58	1 55	St. Matthew.
22	Tu	☾	♏	5 47	5 57	2 27	5 48	5 57	2 50	Neptune discovered 1846.
23	We	☾	♏	5 49	5 55	3 28	5 49	5 55	3 46	☽ enters. ♏ autumn begins.
24	Th	☾	♏	5 50	5 53	4 29	5 49	5 53	4 41	Pope Innocent died, 1143.
25	Fri	☾	♏	5 51	5 52	sets	5 50	5 52	sets	Uranus sets 11:25 a.
26	Sat	☾	♏	5 52	5 50	6 47	5 51	5 51	6 51	Philadelphia taken, 1777.
27	Sun	☾	♏	5 53	5 49	7 8	5 52	5 49	7 18	15th Sunday after Trinity.
28	Mo	☾	♏	5 54	5 46	7 32	5 52	5 48	7 47	Thomas F. Bayard died, 1898.
29	Tu	☾	♏	5 55	5 45	8 0	5 53	5 47	8 21	Michaelmas.
30	We	☾	♏	5 56	5 43	8 34	5 54	5 46	9 0	Neptune rises 11:3 a.

## WEATHER FORECAST FOR SEPTEMBER.

- 1st to 4th—FAIR PERIOD. Fine, genial weather at points in western, central and southern sections. Absence of rain felt in southwest and portions of the Ohio river basin. Seasonable conditions in Appalachian Mountain region.
- 5th to 8th—CLOUDY PERIOD. Much cloudy and foggy weather in north, central and east rn sections. Showery conditions in Minnesota and Wisconsin. Heavy rains in Louisiana and Florida.
- 9th to 13th—STORM WAVE. Strong wind and gales over Lake region and along the North Atlantic coast. Dust storms in southern California and Arizona.
- 14th to 18th—BLUSTERY PERIOD. Cool, backward weather over Rocky Mountain region and the northwest. Much wind and bluster in the Central and Middle Atlantic States. Local frosts in New York and New England.
- 19th to 23rd—RAIN WAVE. Thunder storms in the southwest and over the upper Lake region. General rains in Gulf States and over the Appalachian Mountain region.
- 24th to 27th—COOL WAVE. Sharp frosts at many points west of the Mississippi river. Local frosts in mountain regions of the Middle Atlantic and New England States. Temperature 27 degrees at Bismarck, 29 at Omaha, 30 at Springfield, 32 at Parkersburg and 25 at Albany.
- 28th to 30th—WARM WAVE. Cool nights and warm, sunny days at all points in central, southern and eastern sections. Seasonable weather in the Dakotas and Minnesota. Continued drought in Missouri, Kentucky and southern Illinois.

**BUIST'S CABBAGE WILL HEAD EITHER NORTH OR SOUTH.**



throwing it close to the plants; then keep the leaves close with one hand, and with a trowel or short hoe draw the earth up as far as the heart-leaves; every two or three weeks repeat the operation while the plants continue growing. Sow another supply of Lettuce and Radish; plant Buist's Morning Star, Premier Extra Early, Dwarf White Marrowfat, and Black-Eyed Marrowfat Peas. About the end of this month, or next, make new beds of Strawberries—deep, rich ground is their delight. Water the Cauliflower plants; keep a basin of earth around them, and fill it frequently with water; their growth must be encouraged to be successful.

This is one of the best months in the South for planting ONION SETS for WINTER and SPRING use, Select Small Sound Sets, as large ones are liable to shoot to seed before forming large Onions. Sow Radish, selecting the early varieties, such as Early Scarlet Globe, Scarlet Turnip, French Breakfast and Half-Long Scarlet, always sow thinly or thin out, otherwise they will form no bulbs. SPINACH can still be sown. If the Endive has grown to be eight to ten inches in the leaves, draw them neatly together, and tie them closely with any material; such as bark, a few threads of soft twine, or matting; in two weeks the heart will be blanched white, and fit for table Salad; it is hard and unfit for use, unless tied up to blanch tender. Thin out late Carrots and Beets. Turnips should be well hoed or cultivated; thin them out to three or six inches apart; sow a few more seed for a late, or rather Spring crop.

### NOVEMBER.

A judicious system of preserving the crops of the season should share a liberal portion of our ideas in economy and security, at the least possible cost.

Early in the month sow Parsnip for early Summer use, earth up Celery, tie up Endive as it is required for the table. If a new planting of Asparagus is required it may be done now or next month. Cover the old bed with a few inches of manure, to lay till January, and then fork it in with the top-soil. To have this vegetable crisp and large, use stimulants freely.

Plant Buist's Morning Star, Premier Extra Early, Stratagem, Notts Excelsior, Dwarf White Marrow, and Little Gem Peas, and stake up others if required. These are all dwarf varieties, and well adapted for sowing at this season of the year in the South—if they withstand the Winter they will be ready for the table in early Spring. From their dwarf habit they can very readily be protected during severe weather, although they will make very little progress in their growth while it is cold, yet they will become thoroughly established before Spring and crop abundantly. The Morning Star withstands more cold weather than any other variety.

Transplant Cabbage, if not already done, for Spring heading; also Lettuce on sheltered borders, or on the south side of ridges, or into cold frames; they will continue growing and form fine heads; and a few sowings of Radish will also prove successful.

To make cheap covered beds for Lettuce, Radish, or any other tender Winter vegetable, raise the ground one foot high in front, eighteen inches at the back, of any convenient length. Take four pieces of board, three inches wide, nail them together to make a frame six feet long and three feet wide; tack tightly over it muslin to fit, give it a coat of oil, and when dry it will suit the purposes of glazed sash for cold weather, to be placed over the bed you have made to keep out all frost or cold winds; but, of course, in mild weather, these muslin frames are taken off; and the beds must be watered when dry. Transplant Rhubarb in rich ground, and early in Spring mulch the ground to retain moisture, also to prevent injury from dry weather. Sow Onion seed to transplant in February to form bulbs; you will thereby have good roots the first season. Onion-sets can still be planted.

In Louisiana, Texas, Southern Mississippi and Florida, almost every variety of seed can now be planted, such as BEET, CABBAGE, LETTUCE, CARROT, PARSNIP, SALSIFY, SPINACH, ENDIVE, RADISH, MUSTARD, PEAS, &c.; it is also a very favorable month for the sowing of BUIST'S IMPROVED EARLY and LATE FLAT DUTCH and DRUMHEAD CABBAGE, also BUIST'S FLORIDA HEADER, which will form large and beautiful heads in Spring. Manure for the hot-beds should now be looked after in these States, for the starting of early vegetable plants. Read remarks about its preparation under the head of Hot-beds.

### DECEMBER.

If, for the want of time, you have left anything undone, see now to have all worked up that is desired—your ground clean, and your crops ready for use or protection. Observe, through all your practice, to undertake only what you can keep thoroughly; it is a bad policy to "let it go," when a small exertion will hold it.

Transplant late Cabbage, and sow Buist's Large York, Winnigstadt, and Jersey Wakefield Cabbage, to head in February and March; also sow Buist's Flat Dutch and Drumhead, Buist's Short Stem Brunswick Drumhead and Florida Header, which will form finer heads in the South from present sowing than at any other season of the year. Sow Radish, Lettuce, and another planting of Buist's Morning Star, and Premier Extra Early Peas. Onion-sets may still be planted; thin out Spinach as required for use.

10th Month  
31 Days

# OCTOBER

1908

Moon's Phases.	Eastern Time.		Central Time.		Mountain Time.		Pacific Time.	
	D.	H. M.	D.	H. M.	D.	H. M.	D.	H. M.
☾ FIRST QUARTER.....	3	1 14Morn.	3	0 14Morn.	2	11 14Even.	2	10 14Even.
☾ FULL MOON.....	9	4 3Even.	9	3 3Even.	9	2 3Even.	9	1 3Even.
☾ LAST QUARTER.....	16	10 35Even.	16	9 35Even.	16	8 35Even.	16	7 35Even.
☾ NEW MOON.....	25	1 47Morn.	25	0 47Morn.	24	11 47Even.	24	10 47Even.

Day of Month.	Day of Week.	Light and Dark Moon.	Moon's Phase.	Calendar—N. States Lat. 42°+			Calendar—S. States. Lat. 33°+			History of Modern and Other Important Events, Etc.
				SUN Rises. H. M.	SUN Sets. H. M.	MOON Sets. H. M.	SUN Rises. H. M.	SUN Sets. H. M.	MOON Sets. H. M.	
1	Th	☾	☾	5 57	5 41	9 16	5 54	5 44	9 45	Al. Adams, "policy king," suic'd, N.Y. City, 1906
2	Fri	☾	☾	5 59	5 39	10 06	5 55	5 43	10 36	Major Andre hung, 1780.
3	Sat	☾	☾	6 0	5 38	11 07	5 56	5 42	11 37	Venus rises 2:0 m.
4	Sun	☾	☾	6 1	5 36	morn	5 56	5 40	morn	16th Sunday after Trinity.
5	Mo	☾	☾	6 2	5 34	0 15	5 57	5 39	0 43	Rebels in Cuba agreed to disarmament, 1906.
6	Tu	☾	☾	6 3	5 33	1 30	5 58	5 38	1 54	Tennyson died, 1892.
7	We	☾	☾	6 4	5 31	2 49	5 58	5 36	3 5	Edgar A. Poe died, 1849.
8	Th	☾	☾	6 5	5 29	4 9	5 59	5 35	4 20	Weyler recalled, 1897.
9	Fri	☾	☾	6 7	5 27	rises	6 0	5 34	rises	Mars rises 4:32 m.
10	Sat	☾	☾	6 8	5 26	6 20	6 1	5 33	6 28	Shiras installed Justice, 1892.
11	Sun	☾	☾	6 9	5 24	6 48	6 1	5 32	7 24	17th Sunday after Trinity.
12	Mo	☾	☾	6 10	5 23	7 21	6 2	5 31	7 43	Virden Miners' riot, 1898.
13	Tu	☾	☾	6 11	5 21	7 58	6 3	5 29	8 25	Murat shot, 1815.
14	We	☾	☾	6 12	5 19	8 42	6 4	5 28	9 11	Battle of Jena, 1806.
15	Th	☾	☾	6 14	5 18	9 29	6 5	5 27	10 0	Jupiter rises 2:12 m.
16	Fri	☾	☾	6 15	5 16	10 23	6 5	5 26	10 53	Mrs. Jefferson Davis died in N.Y. City, 1906
17	Sat	☾	☾	6 16	5 15	11 19	6 6	5 25	11 46	Burgoyne surrend., 1777.
18	Sun	☾	☾	6 17	5 13	morn	6 7	5 23	morn	18th Sunday after Trinity.
19	Mo	☾	☾	6 18	5 11	0 18	6 8	5 22	0 43	Moscow evacuated, 1812.
20	Tu	☾	☾	6 19	5 10	1 18	6 8	5 21	1 38	Lydia M. Child died, 1880.
21	We	☾	☾	6 21	5 8	2 18	6 9	5 20	2 33	Saturn sets 4:37 m.
22	Th	☾	☾	6 22	5 7	3 20	6 10	5 19	3 30	Edict of Nantes rev., 1685.
23	Fri	☾	☾	6 23	5 5	4 25	6 11	5 18	4 27	Irish rebellion, 1641.
24	Sat	☾	☾	6 24	5 4	5 25	6 12	5 17	5 20	Partition of Poland, 1795.
25	Sun	☾	☾	6 25	5 3	sets	6 13	5 16	sets	19th Sunday after Trinity.
26	Mo	☾	☾	6 27	5 1	6 2	6 14	5 15	6 22	Hogarth died 1765.
27	Tu	☾	☾	6 28	5 0	6 35	6 14	5 14	6 59	Uranus sets 9:21 a.
28	We	☾	☾	6 29	4 58	7 14	6 15	5 13	7 42	Bartholdi statue unv., 1886.
29	Th	☾	☾	6 30	4 57	8 2	6 16	5 12	8 33	Col. G. E. Waring died, 1898.
30	Fri	☾	☾	6 31	4 56	8 59	6 16	5 11	9 30	Neptune rises 9:5 a.
31	Sat	☾	☾	6 32	4 54	10 4	6 17	5 10	10 33	Halloween.

## WEATHER FORECAST FOR OCTOBER, 1908.

- 1st to 3rd—RAIN WAVE. Heavy showers over Texas, Arkansas, Missouri, Illinois and the Lake region. General rains on north Pacific coast. Showery conditions in New England.
- 4th to 8th—FAIR PERIOD. Pleasant weather with rising temperature over Rocky Mountain and the southwest. Dry, dusty conditions in Kansas, Nebraska, Iowa and the Dakotas.
- 9th to 13th—STORM WAVE. High winds and rain storms over southwest portion. Dangerous gales over Lake region and along the North Atlantic seaboard.
- 14th to 17th—COOL WAVE. Cold, freezing weather in northwest. Frosty conditions as far south as Kansas, Missouri, Tennessee and the Virginias. Damp, chilly weather in New York and New England.
- 18th to 21st—MILD PERIOD. Fine, genial autumn weather in all sections. Clear days and bright starlight nights common to this period.
- 22nd to 25th—UNSETTLED PERIOD. Sudden squalls of wind and rain in southwest and central sections. Strong gales over Lake region. Great danger to the mariner on North Atlantic coast.
- 26th to 28th—COOL WAVE. Killing frosts at all points in Central and Middle Atlantic States. Damp, chilly weather in Lake region and in Middle Atlantic States.
- 29th to 31st—PLEASANT PERIOD. Fine weather for October. Clear, calm days that are suggestive of the proverbial "Indian Summer." Smoky, dry atmosphere manifest over the northwest.

**BUIST'S SEEDS ARE THE MOST RELIABLE.**

Plant Horse Radish ; dig the ground deep and manure well ; rake it off finely and with a line mark the rows ; and, with a long dibble, put a hole twelve inches deep and a foot apart in the row ; put into it a piece of root, four to six inches long ; they will grow in February or March ; hoe and cultivate well, and you will have fair roots in one year, and very fine roots in two years ; the third year the crop should be renewed.

If you desire to force early Tomatoes, start them the last of this month, and select Buist's Majestic, Belle and Beauty, or Acme. The first two are the cream of the lot, especially the former ; sow them by all means ; they are the largest and finest formed varieties, and decidedly the most profitable to grow for market ; they are very solid, carry well, and their great beauty sells them at a greater profit.

In purchasing Buist's Improved Early and Late Flat Dutch and Drumhead Cabbage, always be sure that you obtain them in our original sealed packages, as we do not sell them in any other way. It will always pay to secure them. If not to be had at your store, order direct from our house. The great reputation they have attained has caused some dealers to try and sell their ordinary seed as Buist's Improved.

Now is the time to form good resolutions for another year's guidance. If your garden affairs have not proved satisfactory, note the difficulty, to insure better success another season, as experience is always the best teacher ; we can read and listen to that of others, but are better satisfied and impressed with our own. Draw out your plans, study and reflect over them, and improve if possible ; when perfected, live and work up to them, and you will be astonished to see what can be accomplished. "GOING IT BLIND" is a poor and disastrous policy in any business, and especially in gardening and planting operations.

This is also your month to make out your Spring list of seeds required. Remember that the foundation of a good garden is, first, good seeds, and then good culture.

Always avoid the Commission Seeds, which are piled in boxes at almost every Cross Road Store in the country ; as they are inferior seeds, occasioned by age, adulteration or impurity, which can only be sold by consignment. Commission Seeds, after they are once put up in papers, are sent out year after year until sold, regardless of their age. BUIST'S GARDEN SEEDS (which are exclusively the product of our own farms), with proper culture, we guarantee will please you, and if you are not already a purchaser of them, try them the coming season. In purchasing, observe that the seeds you receive bear our trade-mark label illustrated on the third page of cover of this Almanac, with the name Robert Buist Company in bold letters on each—THOSE BEARING ANY OTHER MARKS OR PUT UP IN ANY OTHER WAY ARE SPURIOUS.

They are, without question, the most reliable seeds of this country, and are undoubtedly, the most popular. In some sections of the South and West, where other Seeds had held undisputed sway for years, and merchants knew no others, they could only be induced to handle them by the persistent demand of their customers. Numerous cases of this kind have occurred ; and, when introduced, they have almost entirely superceded other brands in two seasons. The great secret of this is in their great purity and fine quality ; and next, a very important regulation of our house is, to cut out of papers, every September, all seeds left over from the previous season. We are the only house in the trade who do this—a great loss in the eyes of many—but we regard it as a very profitable investment ; therefore, ask your merchant if he has ordered a fresh supply of BUIST'S SEEDS ; if so, obtain them through him ; if not, make out your own order from our prices in this Almanac, and send direct to our house, enclosing a remittance, and they will be sent to you by return mail or express, and safe delivery guaranteed.

## BUIST'S GARDEN SEEDS IN PACKETS

ARE THE

### Most Reliable and Most Popular in this Country

There are more of them sold in the Southern States than all other brands combined.

They are for sale by all leading Druggists and Country Merchants throughout the South and West, and are never sent out on consignment as many brands are. Consigned Seeds are generally of inferior quality, either from old age or grown from spurious stock.

See that every Packet has printed on it, **Grown by Robert Buist Company** and you will prevent the worthless and spurious seeds with which the country is flooded from falling into your hands and causing disappointment in the product of your garden.

**If you Merchant does not keep BUIST'S SEEDS, then order direct from our House and we will mail them to you and guarantee safe delivery.**

11th Month  
30 Days

# NOVEMBER

1908

Moon's Phases.	Eastern Time.		Central Time.		Mountain Time.		Pacific Time.	
	D.	H. M.	D.	H. M.	D.	H. M.	D.	H. M.
☾ FIRST QUARTER.....	1	9 16Morn.	1	8 16Morn.	1	7 16Morn.	1	6 16Morn.
☾ FULL MOON.....	8	2 58Morn.	8	1 58Morn.	8	0 58Morn.	7	11 58Even.
☾ LAST QUARTER.....	15	6 41Even.	15	5 41Even.	15	4 41Even.	15	3 41Even.
☾ NEW MOON.....	23	4 53Even.	23	3 53Even.	23	2 53Even.	23	1 53Even.
☾ FIRST QUARTER.....	30	4 44Even.	30	3 44Even.	30	2 44Even.	30	1 44Even.

Day of Month.	Day of Week.	Light and Dark Moon.	Moon's Phase.	Calendar—N. States. Lat. 42°+			Calendar—S. States. Lat. 33°+			History of Modern and Other Important Events, Etc.
				SUN Rises. H. M.	SUN Sets. H. M.	MOON Sets. H. M.	SUN Rises. H. M.	SUN Sets. H. M.	MOON Sets. H. M.	
1	Sun	☾	☾	6 33	4 53	11 16	6 18	5 9	11 42	20th Sunday after Trinity.
2	Mo	☾	☾	6 35	4 52	morn	6 18	5 8	morn	Venus rises 2:52 m.
3	Tu	☾	☾	6 36	4 51	0 30	6 19	5 8	0 49	Napoleon III. surrend., 1870.
4	We	☾	☾	6 38	4 49	1 48	6 20	5 7	2 0	George Peabody died, 1869.
5	Th	☾	☾	6 39	4 48	3 5	6 21	5 6	3 11	D. A. Wells died, 1898.
6	Fri	☾	☾	6 40	4 47	4 21	6 22	5 6	4 17	Chas. E. Hughes elect. Gov. of N. Y., 1906.
7	Sat	☾	☾	6 42	4 46	5 34	6 23	5 5	5 25	Mars rises 4:14 m.
8	Sun	☾	☾	6 43	4 45	rises	6 24	5 4	rises	21st Sunday after Trinity.
9	Mo	☾	☾	6 44	4 44	5 51	6 25	5 4	6 16	Duke of Marlborough died, 1892.
10	Tu	☾	☾	6 45	4 43	6 32	6 26	5 3	7 0	Martin Luther born, 1483.
11	We	☾	☾	6 47	4 42	7 19	6 26	5 2	7 49	Lucretia Mott died, 1880.
12	Th	☾	☾	6 48	4 41	8 10	6 27	5 2	8 42	Col. Anthony died, 1904.
13	Fri	☾	☾	6 49	4 40	9 7	6 28	5 1	9 36	Jupiter rises 0:41 m.
14	Sat	☾	☾	6 51	4 39	10 6	6 29	5 0	10 31	Countess de Castellane granted divorce, 1906
15	Sun	☾	☾	6 52	4 38	11 6	6 30	5 0	11 27	22nd Sunday after Trinity.
16	Mo	☾	☾	6 53	4 37	morn	6 31	4 59	morn	Louis Riel hung, 1885.
17	Tu	☾	☾	6 54	4 36	0 5	6 32	4 58	0 23	Bank of England founded, 1693.
18	We	☾	☾	6 55	4 36	1 8	6 33	4 58	1 19	Bomb exploded in St. Peters Ch., Rome, 1906
19	Th	☾	☾	6 57	4 35	2 11	6 34	4 57	2 16	Saturn sets 2:36 m.
20	Fri	☾	☾	6 58	4 34	3 13	6 35	4 57	3 11	Chloroform first used, 1847.
21	Sat	☾	☾	6 59	4 34	4 17	6 36	4 56	4 8	Chas. F. Adams died, 1886.
22	Sun	☾	☾	7 0	4 33	5 25	6 37	4 56	5 10	23rd Sunday after Trinity.
23	Mo	☾	☾	7 1	4 32	6 34	6 38	4 56	6 13	France a Republic, 1792.
24	Tu	☾	☾	7 2	4 32	sets	6 39	4 55	sets	Uranus sets 7:37 a.
25	We	☾	☾	7 4	4 31	5 57	6 40	4 55	6 27	Henry Havelock died, 1857.
26	Th	☾	☾	7 5	4 31	6 51	6 40	4 55	7 22	Berlin Decree issued, 1806.
27	Fri	☾	☾	7 6	4 30	7 55	6 41	4 55	8 26	C. Vanderbilt financier, born, 1843.
28	Sat	☾	☾	7 7	4 30	9 7	6 42	4 55	9 34	Neptune rises 7:10 a.
29	Sun	☾	☾	7 8	4 29	10 20	6 43	4 54	10 42	Advent Sunday.
30	Mo	☾	☾	7 9	4 29	11 35	6 44	4 54	11 50	St. Andrew.

## WEATHER FORECAST FOR NOVEMBER.

- 1st to 4th—**STORM WAVE.** Generally windy and blustery weather on north Pacific coast. Heavy rains in Washington and Oregon. Rain storms in Gulf States and over Appalachian Mountain region.
- 5th to 9th—**MILD PERIOD.** Fine autumn weather in southwestern, central and eastern sections. Bright, sunny skies by day and brilliant moonlight nights at all points.
- 10th to 14th—**CLOUDY PERIOD.** Dull, cloudy and generally foggy weather in southwest, the Gulf States and along the South Atlantic coast plain. Heavy rainfall in western New York and Pennsylvania.
- 15th to 19th—**STORM WAVE.** Much wind and bluster over northwest and region of the Great Lakes. Very rainy conditions on north Pacific coast. Stormy weather on west Gulf coast.
- 20th to 24th—**RAIN WAVE.** Sudden squalls of rain and sleet over Rocky Mountain and the Middle west. Dangerous gales on Gulf and south Atlantic coast.
- 25th to 28th—**BLUSTERY PERIOD.** Great storm wave sweeping across the continent. Destructive gales and high winds along all maritime shores. Much danger to shipping on the Great Lakes.
- 29th to 30—**MILD PERIOD.** Clear, cold weather in the northwest. Bright days in all sections except in Gulf States where mist and fog close out the genial rays of the sun.

**BUIST'S SEEDS ARE FAMOUS FOR PURITY AND VITALITY.**

**SHOPPING BY MAIL.**

SEEDS can be sent by mail to any part of the United States, in packages of four pounds and under, with both promptness and safety, therefore customers located in the most remote parts of this country, can just as readily obtain our seeds as those residing in our own city. **We mail papers, ounces and quarter pounds, free of postage; pounds and quarts at an additional cost of 8 cents per pound, or 16 cents per quart. Besides, we guarantee their safe delivery.** We do not permit our customers to assume any risk whatever in ordering, but place those located at the most distant parts, on the same footing with those who personally call at our store, and order their purchases sent home. The mail department of our establishment is a very extensive one, and perfect in all its details to insure the prompt and correct execution of orders.

For distant purchasers, who cannot obtain Buist's Seeds from their merchant, it will certainly pay them to mail their orders direct to us, rather than purchase such seeds as are generally left for sale at country stores, as they will almost invariably prove an unprofitable investment if perchance they grow; a paper of Cabbage for instance will frequently surprise you in producing Kale, and a paper of Turnip will often grow all tops and no Turnips; there is no accounting for such magic turns; but more frequently the contents of the papers do not appear to have much heart to grow from the straggling sort of way they fight for their existence. Such seeds are what are known as commission seeds, purchased from cheap sources, regardless of quality, and left in packages until their vitality is completely exhausted. Fine vegetables can never be produced from seeds having weak germinating qualities, and very seldom from those picked up by seedsmen who are compelled to purchase their supplies, which are frequently the seeds saved from cullings after the best vegetables have been marketed.

**SUGGESTIONS TO MAIL CORRESPONDENTS.**

WHEN you make out your order, write it distinctly in regular columns, and not in the body of your letter. Observe that your Post-Office address, as well as your name, is distinctly written; hundreds of letters are annually received, where one or the other of these important items are omitted, and the writer, after patiently waiting for his order to arrive, frequently pens a sharp reprimand for neglect, when the fault is one of his own making; this omission has become so popular of late years, that we are obliged to have a file especially for such letters.

From our increased facilities for conducting business, no order is allowed to remain on our books, at the utmost, forty-eight hours; in order to carry out this rule during the busy months, it always occasions a great effort on our part, but it is generally accomplished, no matter to what extent the demand upon us may be; we, however, always regard it a special favor when our customers send in their orders early.

When you remit, obtain Post-Office orders or drafts; it is really not safe to inclose bank-bills in letters, and we cannot hold ourselves responsible for such, should they be lost. Where money is sent by Express, prepay the expense of transmitting it, or it will be deducted from the remittance. When only a portion of the amount required for the order is remitted, we can only send goods to that amount; we have been compelled to adopt this rule on account of the great difficulty in collecting these small balances.

When bills are to be collected through the Express Co., the expense of making such collections are always charged on the invoice; but no perishable goods, as ONION-SETS, POTATOES, BULBS or PLANTS, will be sent in this way; remittances for such must always be made with the order; in fact, there is no necessity to have orders sent C. O. D., and be at the extra expense of return-charges, when one can so readily refer to our prices in this catalogue and ascertain the exact cost of any order.

We personally conduct our business, just as much for pleasure as for profit; our heart is in it as well as our purse, and we therefore guarantee satisfaction to all who may favor us with their orders; where errors occur we will esteem it a very great favor to be promptly advised, to enable us to make an immediate correction. Strangers who have never visited our establishment should not fail to call when in Philadelphia.

**WHY SEEDS SOMETIMES FAIL TO GROW.**

Seeds, like individuals, have their peculiarities and different natures, and to know the nature of the various varieties is one of the principles of successful gardening; some sorts will withstand great moisture, while others will perish; some are liable to attacks of insects, and are completely eaten up, while others can withstand such assaults.

Lima Beans, Okra, Cucumber, Squash, Melon, Pumpkin, Corn, and Wrinkled Peas have very delicate germs, and if a succession of cold, wet weather succeed their planting, they will invariably perish in the ground; on the contrary, Peas, Radish, Lettuce, Turnip, Onion, Beet, Snap Beans, Carrot, Salsify, and Spinach will withstand quite a spell of such weather; therefore, many failures result from the inexperience of the planter in either selecting an improper time for sowing, or in covering small delicate seeds too deep, but when failure

12th Month  
31 Days

# DECEMBER

# 1908

Moon's Phases.	Eastern Time.		Central Time.		Mountain Time.		Pacific Time.	
	D.	H. M.	D.	H. M.	D.	H. M.	D.	H. M.
☉ FULL MOON .....	7	4 44Even.	7	3 44Even.	7	2 44Even.	7	1 44Even.
☾ LAST QUARTER .....	15	4 12Even.	15	3 12Even.	15	2 12Even.	15	1 12Even.
☽ NEW MOON .....	23	6 50Morn.	23	5 50Morn.	23	4 50Morn.	23	3 50Morn.
☽ FIRST QUARTER .....	30	0 40Morn.	29	11 40Even.	29	10 40Even.	29	9 40Even.

Day of Month.	Day of Week.	Light and Dark Moon.	Moon's Place.	Calendar—N. States. Lat. 42°+			Calendar—S. States. Lat. 33°+			History of Modern and Other Important Events, Etc.
				SUN Rises. H. M.	SUN Sets. H. M.	MOON Sets. H. M.	SUN Rises. H. M.	SUN Sets. H. M.	MOON Sets. H. M.	
1	Tu	☾	♊	7 10	4 29	morn	6 45	4 54	morn	Venus rises 3:56 m.
2	We	☾	♋	7 11	4 29	0 51	6 46	4 54	1 0	J. Gould died, 1892.
3	Th	☾	♌	7 12	4 28	2 5	6 46	4 54	2 5	Open's 2nd session of 59th Congress, 1906
4	Fri	☾	♍	7 13	4 28	3 16	6 47	4 54	3 9	Russell Sage attack., 1891.
5	Sat	☾	♎	7 14	4 28	4 31	6 48	4 54	4 17	Hayti discovered, 1492.
6	Sun	☾	♏	7 15	4 28	5 43	6 49	4 54	5 22	2nd Sunday in Advent.
7	Mo	☾	♐	7 16	4 28	rises	6 49	4 55	rises	Mars rises 3:57 m.
8	Tu	☾	♑	7 17	4 28	5 8	6 50	4 55	5 38	Mrs. Chadwick arrested, 1904.
9	We	☾	♒	7 18	4 28	5 58	6 50	4 55	6 29	John Milton born, 1608.
10	Th	☾	♓	7 19	4 28	6 54	6 51	4 55	7 23	Peace Treaty signed, 1898.
11	Fri	☾	♊	7 19	4 28	7 52	6 52	4 56	8 19	Gen. Garcia, Cuba, died, 1898.
12	Sat	☾	♋	7 20	4 28	8 51	6 52	4 56	9 16	Jupiter rises 10:58 a.
13	Sun	☾	♌	7 21	4 28	9 52	6 53	4 57	10 11	3rd Sunday in Advent.
14	Mo	☾	♍	7 22	4 29	10 54	6 53	4 57	11 8	Washington died, 1799.
15	Tu	☾	♎	7 23	4 29	11 56	6 54	4 58	morn	Calvin S. Brice died, 1898.
16	We	☾	♏	7 23	4 29	morn	6 54	4 58	0 4	Ember Day.
17	Th	☾	♐	7 24	4 29	0 59	6 55	4 58	1 0	Saturn sets 0:45 m.
18	Fri	☾	♑	7 25	4 30	1 58	6 55	4 59	1 53	Ember Day.
19	Sat	☾	♒	7 25	4 30	3 5	6 56	4 59	2 52	Ember Day.
20	Sun	☾	♓	7 26	4 31	4 14	6 56	4 59	3 55	4th Sunday in Advent.
21	Mo	☾	♊	7 26	4 32	5 24	6 57	5 0	4 59	John Newton died, 1807.
22	Tu	☾	♋	7 27	4 32	6 34	6 58	5 1	6 6	☽ enters ♋. Winter begins.
23	We	☾	♌	7 27	4 33	sets	6 58	5 1	sets	Dr. McGlynn restored, 1892.
24	Th	☾	♍	7 27	4 33	5 41	6 59	5 2	6 12	Uranus sets 5.45 a.
25	Fri	☾	♎	7 28	4 34	6 52	6 59	5 2	7 20	Christmas Day.
26	Sat	☾	♏	7 28	4 35	8 7	7 0	5 3	8 31	St. Stephen.
27	Sun	☾	♐	7 28	4 35	9 24	7 0	5 3	9 42	Sunday after Christmas.
28	Mo	☾	♑	7 29	4 36	10 41	7 1	5 4	10 51	Innocents.
29	Tu	☾	♒	7 29	4 36	11 57	7 1	5 4	11 59	Gladstone born, 1809.
30	We	☾	♓	7 29	4 37	morn	7 2	5 5	morn	Neptune rises 4:59 a.
31	Th	☾	♊	7 30	4 38	1 6	7 2	5 5	1 1	Jules Simon born, 1814.

## WEATHER FORECAST FOR DECEMBER, 1908.

- 1st to 4th—UNSETTLED PERIOD. Heavy rainfall in Oregon and Washington. Cloudy, threatening conditions in Central, Southern and Middle Atlantic States.
- 5th to 8th—RAIN PERIOD. Sleet and snow in Central States and in Appalachian Mountain region. Heavy rainfall in the Carolinas. General snows in New York and New England.
- 9th to 13th—COLD WAVE. Cold, freezing weather as far south as northern Texas, Arkansas, Tennessee and Georgia. Temperature 20 degrees at Denver, 25 at Wichita, 27 at Chattanooga and 30 at Atlanta.
- 14th to 18th—MILD PERIOD. Pleasant, genial weather for December at all points west of the Mississippi river. Soft, slushy weather in Middle Atlantic and New England States. Temperature 60 degrees at Wichita, 58 at St. Louis and 55 at Pittsburg.
- 19th to 23d—SNOW PERIOD. Heavy snowfall over northwest, central and eastern sections. Rain and sleet in Tennessee, Georgia and the Carolinas. Snow blockades in the Rocky Mountain region.
- 24th to 28th—UNSETTLED PERIOD. Damp, cloudy and generally rainy weather over the section of the north Pacific slope. Sudden squalls of snow and high wind over the Lake region and the Middle Atlantic States.
- 29th to 31st—STORM WAVE. Great snow blockades in the Rocky Mountain region and the northwest. Blizzards and snow storms over central and eastern sections. Cold, stormy weather in the Appalachian Mountain region and south Atlantic coast.

THE POPULARITY OF BUIST'S SEEDS IS BEST EVIDENCE OF THEIR RELIABILITY.

occurs with a person who is familiar with the sowing of seeds, the reason is invariably because they are worthless from either bad harvesting or too old to grow; the latter is really the principal cause, and to guard against this, purchase your supplies from BUIST. Turnip and Cabbage Seed when grown out of doors are frequently eaten off by a small fly as rapidly as the young plants appear, and often before any leaves are expanded, and unless the planter is aware of this, he certainly must condemn the seed. When dry weather follows the sowing of Turnip and Ruta Baga Seeds, they will not germinate freely, and those that do make their appearance are invariably eaten off; therefore harrow and re-seed before or after the first rain, and this is the only plan to adopt when a sowing fails from this cause. Ruta Baga Turnip is particularly liable to be eaten off before the plant is really visible to the eye without a close examination; and to guard against this, it is best to sow quite thickly, at the rate of two pounds to the acre, and thin out if the plants come up too close, or dust them with plaster if they are being destroyed by insects.

Many years since, we established a valuable rule by which we are always familiar with the growing qualities of every variety of seed in our stock; a register-book is kept with every sack of seed noted down in it in alphabetical order, and where there are a number of sacks of one variety, each is designated with a number, a sample is taken from each, tested, and the strength of growing noted down in the register-book; every sack in our warehouse goes through this process twice a year, and the new crops are always tested as soon as they are received from our farms; those that prove defective are at once thrown out. By this regulation it is almost a matter of impossibility for seeds lacking vitality to be received from us. There are, unfortunately, some dealers who continue selling seeds just as long as they remain in stock, regardless of age or the disappointments that will surely follow their sowing. **"NEVER THINKING THAT GOOD SEEDS, UNLIKE GOOD WINE ARE NOT IMPROVED BY BEING AGED."**

### THE IMPORTANCE OF SOWING GOOD SEED.

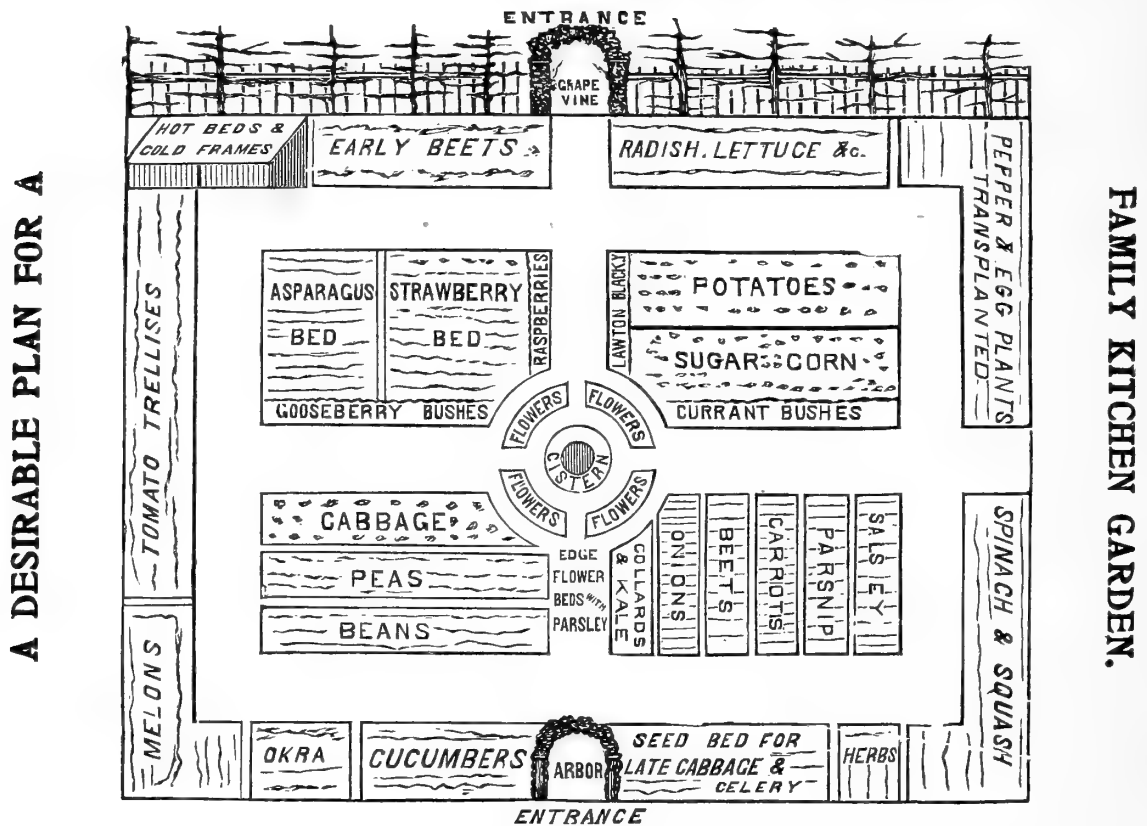
VEGETABLES of good quality cannot be grown without first sowing reliable seeds; it is exceedingly annoying, after ploughing, sowing and cultivating your garden for an entire season to find that, instead of having spent your time and money profitably, you have lost heavily in obtaining a spurious article; this is really a growing evil among Seed Dealers who have been springing up all over the country the last few years, like so many mushrooms, without having any knowledge of their business, or brains enough to conduct it if they were acquainted with it; they do not exercise the care in selecting their stock that they should, and very frequently make errors in handing out, or putting up in orders the wrong variety. If druggists were as careless in compounding their prescriptions as many are in selling seeds, they certainly would gain great notoriety in the courts of justice. When you make your purchases, be satisfied that the parties from whom you obtain your supplies are reliable, or that such a house has a good reputation, and expect to pay a fair price for what you obtain. There are plenty of cheap seeds, as well as any other article in the market, and it would be always advisable to guard against them; a dollar saved in that line is not always a dollar earned, but very frequently you will lose twenty for every one invested.

It has been our aim, since we established our business (over seventy years), to supply the public with seeds grown from selected stocks, and which are, in every instance, fresh and pure; to accomplish this, all seeds from our establishment are either grown by us or especially for us, and to insure their purity, the crops, carefully inspected while growing. This continued care has established for BUIST'S GARDEN SEEDS the enviable reputation of the present day, and where they are sold in competition with those of other houses they invariably become the most popular; this has been demonstrated with several cities and towns that we could mention, where, a few years since, we had not a single customer, but, by hard pressure, succeeded in introducing our seeds, and now supply the entire demand of those places. Annual supplies are shipped to customers in almost all parts of the United States, Canada, East and West Indies, South America and Mexico, and there is scarcely a town or village in this country where they are not either sold or yearly planted by some of its inhabitants.

### THE KITCHEN GARDEN.

THE Vegetable Garden is very important for every country villa, even if only large enough to grow a few of the vegetables that are in constant demand; the lawn is certainly very beautiful with its carpet of velvety green and graceful trees, and is without doubt the most attractive object for any rural home; but the garden from which you draw your daily supply of vegetables is not only a source of great economy, but of great convenience, and the amount thus saved would create quite a snug fund in a single season; independent of this, is it not a great pleasure to enjoy a dish, the first of the season, of Extra Early Peas; to be able to cut a bunch of Asparagus before your neighbor, or to present a basket of Cauliflowers to a friend; and do you not also think the vegetables grown in your own garden are always more delicate in flavor than those you obtain elsewhere? Yes! that is always the general opinion, whether it is imaginary or not.

Simple as the cultivation of vegetables is considered by many, yet to cultivate them successfully requires skill acquired only by experience; book learning, as the farmer terms it, will certainly give you the general principles, but there are a great many minor features in their culture that you can only become familiar with by practice. A good garden, properly cultivated, should supply the table with a succession of crops throughout the growing season, and a stock for winter use; but many content themselves with a single crop, and



purchase the balance of their vegetables in their market. We cannot, in this condensed Guide, propose to treat fully on the subject, but will give all the information that is required for the inexperienced. The first and most important consideration in selecting a spot for the garden is the situation; the most suitable is a very gentle inclination toward the east or southeast, that it may have all the advantages of the morning sun. The next preferable exposure is south or southwest; if sheltered from the north or northwest, so much the better. Always avoid the neighborhood of large spreading trees, as their roots exhaust the soil, and their shade injure the crops. In selecting the ground, it is of the greatest importance to have the soil of a healthy quality, being mellow, dry and capable of being worked with a spade. The best soils are of a friable and loamy texture; the worst, those of a very light sandy, or stiff clayey description.


After a proper location has been selected, the next most important consideration is to have it laid out in a convenient and attractive manner; a garden containing half an acre well cultivated will produce sufficient vegetables to supply a moderate-sized family throughout the year. The garden should be enclosed by a board fence, against the inside of which plant DWARF PEARS, APRICOTS, PEACHES, or NECTARINES, and train as espaliers; the fruit produced in this manner is always of the finest quality, if however, a fence is an objection, then plant a hedge of Privet which would be very ornamental, quite inexpensive, and can be trimmed or sheared at any season of the year. Our illustration of a kitchen garden will give an idea about what is required in order to have convenient space for all the important vegetables, and their location (excepting Asparagus) should be changed every year. A border about six to eight feet wide should surround the whole garden, and walks laid out from four to six feet wide. Should the bottom, or subsoil, be retentive, trench the ground at least eighteen inches deep, as good vegetables can never be produced on sour or shallow soil. By trenching, I mean dig out a space two spades wide and one spade deep, placing the soil taken out to one side; then turn up the bottom soil, where it lies, at least the full depth of the spade, throw the top of the next trench on the first subsoil, and so on until the whole is finished. The general method of trenching is to turn the top side down; and the subsoil up; this is attended with evil consequences, as many years will elapse before the bad soil, which has been turned up, can be made equal to the surface soil, which has been turned under. In spading and trenching, we, of course, refer to small gardens; the more extensive ones should be plowed and subsoiled. The inclination of the soil of one foot in forty, or merely sufficient to carry off the water, is all that is required; a greater slope than this would, during heavy rains, sweep soil, manure and seeds to the lowest ground.



**ROTATION OF CROPS.**—There should always be a rotation of crops ; that is, no two crops of a similar nature, such as Beet, Carrot, and Parsnip, should be grown two years in succession on the same ground ; it is not only very exhausting to the soil, but the crops thus grown are less productive. To facilitate this rotation, the garden should be divided into squares of nearly uniform size ; say into six or eight squares, with cross-walks of from three to four feet wide. Constant stirring of the soil, destroying all weeds, and manuring freely, is one of the secrets of the gardeners success.

**MANURE.**—Well-decomposed barnyard manure is the most reliable material for general purposes. From twenty to thirty tons is sufficient for an acre. For contingencies, or special purposes, use Peruvian Guano, at the rate of three hundred pounds to the acre, applied in moist weather ; but even frequent uses of this will injure the soil. Ground raw bones is also a valuable manure, and can be used occasionally with excellent effect ; but, above all, avoid superphosphate, unless you know, by actual experience of yourself or friends, that the brand you purchase is reliable, as thousands of tons are annually sold that the farmer actually receives not a particle of benefit from. A very beneficial liquid manure is made by dissolving guano at the rate of one pound to five gallons of water, to promote the growth of vegetables already started. Soapsud water is an excellent liquid manure for some garden crops, especially for Celery, which, if applied every other day during their growing season the stalks will be crisp and of a mammoth size.

In order to secure a supply of early vegetables, a hot-bed frame is indispensable. It can be constructed by any man, at a very small cost ; it consists of a wooden frame, generally six



HOT-BED FRAME.

feet wide, and from six to sixteen feet long, according to the supply of early vegetables required ; one side to be at least six inches higher than the other ; the frame to be subdivided by cross-bars, and each division covered by a glazed sash ; the sides and ends should be joined by hooks and staples, to admit of its being taken apart, and stored away when not required. After completion, place it on the manure-bed, prepared in the following manner : The frame should face the south or southeast ; fill in about ten inches of rich pulverized soil, and allow it to stand a few days, giving it air by slightly raising the sash, so that the fiery vapor or steam may escape.

The seeds of Cabbage, Cauliflower, Egg-Plant, Pepper, Tomato, and many other varieties may be sown, and the plants planted out as soon as the frosty weather is over.

**Preparing Manure for Hot-Beds.**—Fresh stable manure only, not exceeding six weeks old, is suitable for this purpose. Turn it over into a compact heap, protected from heavy rains or snow ; allow it to remain so for about eight days, when it should be made up into the requisite form to suit the frame. If there is a scarcity of manure, use with it one-half fresh tanner's bark. Egg-Plant requires strong heat to vegetate it ; for such the hot material will require to be two feet thick. Where the ground is quite dry, a very good method is to dig a space about eighteen inches deep, and put the manure therein ; tramp it firmly and evenly, place thereon the frame and sash ; put in the rich earth, and in about four days sow the seed, having previously stirred the earth freely to destroy any seeds or weeds therein.

**Cold Frame** is a simple construction of boards for wintering Cabbage, Lettuce, Cauliflower, or Brocoli, for planting out early in Spring. Select a dry southern exposure ; form a frame from four to six feet wide, and as long as is required. The back should be fourteen inches, and the front six inches high, with a cross-tie every six feet. Seeds of Cabbage, Lettuce, Cauliflower, and Brocoli, sown in the open border early in September, will be ready to plant into the cold frame about the end of October. The soil should be well prepared and smoothly raked before planting. Admit air freely on all pleasant days, but keep closed during severe weather.

**Cold Pit.**—This is a structure in very general use for growing Cauliflowers during Winter. The situation must be dry and well sheltered, having a south or southeast exposure. Dig out a space two feet deep, and eight feet wide, if for brick, and nine feet wide if for stone. Build the back wall four and a half feet high ; that will be two and a half feet above ground, and three feet high in the front. If the ground is not dry, and is subject to under-water, and draining cannot be effected, do not dig so deep, and surround the walls with two feet thick of earth, which will keep the frost from penetrating them. If Cauliflower is to be planted, put into the pit three feet of leaves from the woods, tramp them firmly, over which put one foot of rich earth ; after it remains for two weeks, it will be ready for the plants. Six plants for each sash of four feet will be enough. The space between may be filled up with Lettuce plants or a sowing of Radish.

**Hot Pit.**—Constructed in the same manner as the Cold Pit, but having the appliances of artificial warmth, either by hot manure and leaves, about half and half, firmly trampled into the bottom, two and a half to three feet thick; or one-half fresh tanner's bark, half dried, mixed with hot manure, is very efficient, over which place about one foot of earth. In about two weeks the heat will have subsided sufficiently to admit of Cucumbers being planted, or any other seeds or roots requiring artificial warmth to forward their growth. These materials are readily obtained by every farmer and gardener.

**MARKET GARDENING.**—This is a laborious occupation, yet one that pays a very handsome percentage on the investment. Ten acres in vegetables, well cultivated and properly managed, will prove more profitable than a fifty-acre farm producing the ordinary farm crops. I have frequently observed, in my business relations with the Farmer and Market Gardener, a vast difference in the accumulation of means between them. The one will commence under very favorable prospects, on a farm leased for a number of years, will labor industriously and study economy, and rarely realize much more than a comfortable living for his family. The other, commencing under less favorable circumstances, with equal energy, does not only pay an annual rent of from thirty to sixty dollars per acre (as is the case with many of our Philadelphia Market Gardeners who occupy valuable grounds in the city), and support a large family, but in a very few years realizes sufficient to purchase the place. A few heads of Cabbage will, in frequent seasons, sell for as much as a bushel of Corn, and a few bunches of early Asparagus for as much as a bushel of Wheat. Good Vegetables will always sell at a good profit, and our hungry cities can rarely be overstocked with them.


**In locating a Garden,** observe that the soil is light, and situation convenient to the city; a few dollars additional rent is nothing, if the ground is suitable; and with industry and reasonable economy the cultivator will annually realize a handsome income.

**Do You Know** that there are over thirty millions of dollars worth of seeds annually sold in this country, and that over half of which are worthless from either old age or impurity. This should impress everyone of the great importance of exercising the greatest care and judgement in the selection of seeds they sow.

## A SUGGESTION TO THE GARDENER.

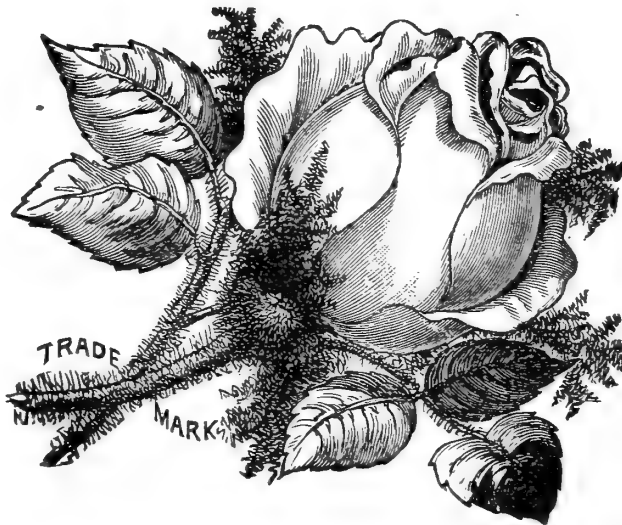
The following are some of the most **Improved Varieties** which we have introduced for either the **Market Gardener** or **Private Grower**, and strongly recommended them to those who desire to grow the Best and in which there is always the greatest profit for the Cultivator. The selection and improvement of Vegetables that are in greatest demand is more important than the introduction of novelties which fade from sight after a single season. There is not one novelty in fifty that ever proves of any value.

Buist's Lightning Early Valentine Beans.....	Page 33
Buist's Dwarf Butter Wax Bismarck Beans.....	" 36
Buist's Early Morning Star Peas.....	" 92
Buist's Premier Extra Early Peas.....	" 93
Buist's Extra Early Turnip Beet.....	" 40
Buist's Early Dark Blood Turnip Beet, Othello.....	" 42
Buist's Florida Header Cabbage.....	" 50
Buist's Improved Early and Late Drumhead Cabbage.....	" 53
Buist's Improved Early and Late Flat Dutch Cabbage.....	" 54
Buist's Short-Stem Brunswick Drumhead Cabbage.....	" 51
Buist's Improved Half Long Scarlet Carrot.....	" 56
Buist's Perfection Early White Spine Cucumber.....	" 66
Buist's Improved Large Thornless Purple Egg Plant.....	" 69
Buist's Pedigree Yellow Globe Danvers Onion.....	" 84
Buist's Pedigree Yellow Dutch or Strasburg Onion.....	" 85
Buist's Pedigree White Silver Skin Onion.....	" 85
Buist's Perfection White Forcing Lettuce.....	" 72
Buist's Garnishing or Emerald Parsley.....	" 90
Buist's Earliest Scarlet Button Radish.....	" 105
Buist's Mammoth White Salsify.....	" 108
Buist's Perfection Curled Spinach.....	" 109
Buist's Majestic Tomato.....	" 113
Buist's Prize Belle Tomato.....	" 114
Buist's Beauty Tomato.....	" 115
Buist's Mammoth Red Top Globe Turnip.....	" 118



GENERAL DESCRIPTIVE LIST OF

BUIST'S PRIZE MEDAL  
GARDEN SEEDS



Both in Purity and Growth.  
ARE PERFECTION

ARTICHOKE.



**Large Green Globe**—This is not a popular vegetable in this country, and is cultivated to a very limited extent. It is a very coarse-growing plant, occupying much space, while only a small portion is available for food, which is the receptacle of the flower. Plant the seed early in Spring, in rows three inches apart, and one foot from row to row; cover with fine earth one-quarter of an inch; when one year old, transplant them two feet apart each way, in deep, rich soil. Where the Winters are severe, they must be protected with dry litter, or a bed of leaves, or by raising around them about eight inches of earth; manure and dig annually between the rows. The heads are boiled, and eaten with butter and salt; the bottom of these heads are very fleshy, and are cooked in various ways, sometimes being dried for Winter use. The French are very partial to this vegetable. Pkt., 10 cts.; oz., 35 cts.;  $\frac{1}{4}$  lb., \$1.00; lb., \$3.50.

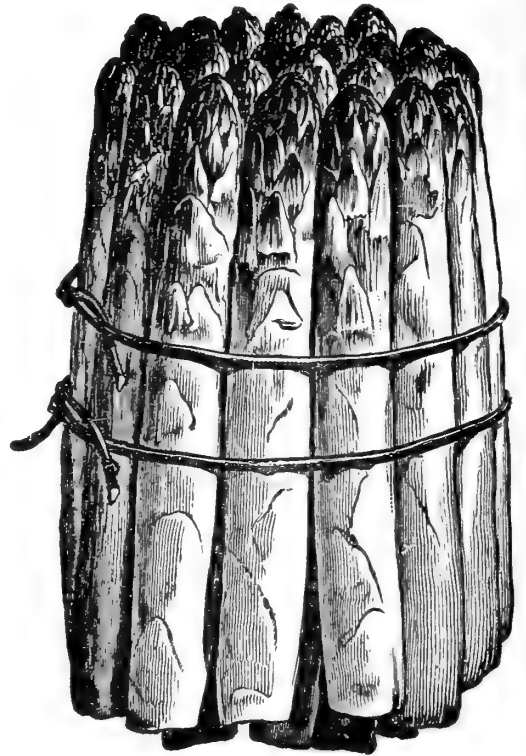
**Artichoke Roots—Jerusalem**—This variety is quite distinct from the above and is only produced from the root or tuber; are planted and cultivated the same as the potato; is immensely productive and a fattening food for hogs. 3 lb. package, by mail, \$1.00; peck, \$1.00; bushel, \$2.75; bbl. \$7.00.

ASPARAGUS.

The **Asparagus** is a favorite vegetable with all; almost every rural family have a bed of it in their garden, and there is generally great competition among neighbors in cutting the first bunch of the season. The seed should be soaked and sown early in Spring. two

inches deep, and eighteen inches from row to row ; the soil should be of a rich, sandy loam, well manured and prepared. After the plants are either one or two years old, transplant them into permanent beds, prepared in the following manner :—

The ground should be thoroughly trenched, burying in plenty of manure, as no more can be supplied after the beds are planted (except by surface dressings) ; the soil can scarcely be too rich, for the sweetness, tenderness and size of the stalks depend on the richness of soil and the rapidity of their growth. A plot of ground twenty feet wide and fifty feet long will be large enough to supply a moderate-sized family ; over it sow about one hundred pounds of salt, incorporating it with the soil to the depth of four inches. After being properly levelled, divide it off into beds four feet wide, with alleys two feet wide between them. Drive in a long stake at each corner, take up the plants carefully from the seed-rows with a spading-fork, expose them to the air as little as possible, keep them covered during the time of planting, not allowing the roots to become dry. Stretch a line the length of the bed, nine inches from the edge, and with a spade cut a small furrow six inches deep ; set a row of plants along the trench, nine inches apart, with the crown of the roots three or four inches below the surface, spreading out the roots of each crown or plant perfectly flat ; having finished a row, cover them directly, rake evenly, and proceed to open another furrow a foot from the first ; plant in the same manner, and so on until you have four rows to a bed. Cut down the stems the growth of each season the last of Autumn, before the seed drops, to prevent filling the bed with small plants. After clearing off the weeds, cover with a dressing of manure or rich compost, which is to be forked in early Spring ; the plants must be thoroughly established before using, which will require at least two years. The third Spring give the beds a sprinkling of guano ; as soon as frost is out of the ground, cultivate and loosen the soil. This season you will cut, but not too heavy, as it is better to cut light to strengthen the roots. As the alleys between the beds will be so much ground idle the first two years, they can be planted with Cabbage, Lettuce, or sown with Radish or other similar crops ; but nothing should be planted on the beds, as it would exhaust the soil. For marketing, the stalks should be all large, as green as possible, and cut, when bunched, eight inches long. The bunches should be five inches across the butt end, and tied with basswood-tie or Raffia near each end. If to be kept over night, wet the butts and stand on the ground in a cool cellar ; keep the tops dry after bunching. Always use an Asparagus Buncher, as they compress the stalks and make the bunches more uniform in size. They cost \$1.50 each.



Barr's Mammoth Asparagus.

**Conover's Colossal.**—The oldest and most popular of the large growing varieties, but is surpassed in size by some of the recently introduced sorts. Remember, the great secret of growing large Asparagus, is richness of soil. Large stalks of no variety can ever be produced on poor ground. Per oz., 10 cts. ;  $\frac{1}{4}$  lb., 15 cts. ; lb., 50 cts. Roots, two years old, 50 cts. per 100, \$4.50 per 1000.

**Barr's Mammoth.**—This variety originated with a Market Gardener of this city ; and is undoubtedly the best and largest growing variety of them all ; when grown in rich soil the stalks frequently attain an inch in thickness and almost as white as blanched celery, of uniform size almost to the extreme point, resembling the famous German asparagus which is so highly prized by the patrons of Delmonico's and other famous restaurants of this country. Per oz., 10 cts. ;  $\frac{1}{4}$  lb., 20 cts. ; lb., 60 cts. Roots, 2 years old, 70 cts. per 100 ; \$5.00 per 1000.

**The Palmetto.**—This variety was introduced from the South, and sprung into popular favor at once and is now cultivated in some localities quite extensively. It is productive, large in size and quite early. Per oz., 10 cts. ;  $\frac{1}{4}$  lb., 25 cts. ; lb., 75 cts. Roots, 2 years old, 75 cts. per 100 ; \$5.00 per 1000.

### BEANS (Dwarf, Snapshot or Bush.)


To afford a regular succession of crops throughout the season, plant every two weeks in rows, eighteen inches apart, two inches deep, from the middle of Spring to the end of Summer ; but not until the soil becomes warm, as they are very sensitive to both heat and cold. Cultivate frequently, but only when dry, as the scattering of earth on the foliage of pods, when moist, will cause them to become damaged with rust. This crop will flourish

between the ridges of Celery, rows of Corn or Cabbage, when they are first planted, as the Beans would be ready for the table before the other crops attain any size.

**Wax or Stringless Beans** have now become a universal favorite throughout the country; so much so, that we have not yet been able to grow sufficient to supply the increasing demand; they are, without doubt the best of the entire Bean family, and in saying this, we do not make the famous Lima an exception; they are entirely free from strings, the pods are of a beautiful waxy yellow color, boil down as rich as butter, and taste more like a tenderloin beefsteak than a vegetable. The German Wax Pole we regard as superior to the Dwarf, being more fleshy and richer. It amply repays the extra trouble and expense of furnishing rods or poles; they luxuriate in rich soil, but will produce a fair crop in poor ground. It is merely a question of time when they will almost supersede all other varieties and they will also mature their crops as far north as the Northern Lakes, which is a very important feature. They should be used while young, or just as soon as the pods assume their waxy color. Our city markets are now daily canvassed especially for this vegetable, and market gardeners who are fortunate enough in securing and planting pure seed secure ready sale for their entire product at more than double the price of the ordinary varieties. We say, "securing pure seed," from the fact that two-thirds of the Beans sold under this name are *spurious*, being badly mixed with a tough green-podded variety, which are useless for the table.

Seed-growers are not careful enough in growing this crop; they frequently grow it side by side with other varieties, and do not even trouble themselves in weeding out the plants producing green pods. A crop grown in this manner will become entirely mixed in a single season, and there are hundreds of such crops grown every year and sold to the seed stores of the East and West, and supplied by them very innocently to their customers as pure seed (as their purity cannot be distinguished when the bean is matured); therefore, be careful in purchasing. Our stock is always of our growth, and our customers will always find them strictly pure and reliable in every respect.

**GREEN PODDED VARIETIES.**



Buist's Lightning Early Valentine Bean.  
(10 to 12 days earlier than any other Valentine.)

**Buist's Lightning Early Valentine.**

We recently introduced this variety which has become famous in all the Bean-growing sections of our country. It is well named, as it is lightning in ripening in comparison with any other stock of this popular Bean. The pods are large, round and tender, is very productive, and when young entirely

stringless. It cannot be recommended too highly to the market-gardener, as he derives his greatest profit from the earliest crops, and this surpasses all other stocks of Valentines in both earliness and productiveness. It is sold only in our sealed packages and lead-sealed sacks. Pint, 20 cts.; quart, 30 cts.; peck, \$1.50; bush., \$5 00.


**Stringless Green**

**Pod.**—This is the first stringless Green Pod Bush Bean ever introduced, and will in a few years outrank the famous Valentine in popularity and value. It cannot be recommended too highly to either the market gardener, private grower or canner; it is ready for the table as soon as the Valentine, and the pods being round and full, are very fleshy and succulent; they are absolutely stringless, which secures for it the recommendation of every housekeeper, as there is not a more disagreeable dish for the table than stringy beans; although cooks profess to string them before using, yet they rarely do it. Pint, 20 cts.; quart, 30 cts.; peck, \$1.50; bush., \$5.00.



Stringless Green Pod Dwarf Bean.

**Improved Early Valentine** is one of the best and oldest and most prolific varieties, but is a week later than the Lightning Valentine; it can be picked for the table in about six weeks from the time of planting; the pods are round, smaller in size than the



Improved Early Valentine Bean.

Mohawk, but not quite as productive; it is a first-class market variety, and one of the


best and most popular of all the green-podded varieties. Pint, 15 cts.; quart, 25 cts.; peck, \$1.25; bush., \$4.50.

**The Shipper's Favorite.**—This is one of the earliest and most desirable market varieties, with unsurpassed shipping qualities, and for that purpose is the best green-podded Snap-Short ever introduced. It begins bearing when quite small, and produces a succession of pods which are delicate, tender, and, while young, entirely stringless; the pods are very much larger than those of any other dwarf variety; highly recommended to Market Gardeners, as it retains its beautiful green color after being picked longer than any other variety. Pint, 15 cts.; qt., 25 cts.; peck, \$1.50; bush., \$5.00.

**Early Mohawk Six Weeks.**—This is a long, flat-podded, and very productive variety, withstanding a greater degree of frost and cold weather than any other variety, and on that account is preferred and selected for first planting; is also an excellent variety for pickling, for which purpose it should be planted about the last of August. Pint, 15 cts.; qt., 20 cts.; peck, \$1.25; bush, \$4.50.

**Early Yellow Long Six Weeks,** in growth and maturity is very similar to the Mohawk and is a very popular variety in the South, pods long and flat, very productive and ripens about the same time. Pint, 15 cts.; qt., 20 cts.; peck, \$1.25; bush., \$4.50.

**Extra Early Refugee.**—This variety, which was introduced a few years since has become very popular with Market Gardeners who grow Snap-Short Beans for early shipment, especially with those who are located in Florida and other sections of the South, where it is entirely superseding the old but very popular Refugee which has long been a very great favorite, on account of its being so much earlier; its pods are round, of a bright green color and very productive and always certain of producing a crop even in unfavorable seasons. Per pint, 15 cts.; qt., 25 cts.; peck, \$1.25; bush., \$4.50.



Extra Early Refugee Bean.

**Early Refugee or Thousand-to-One.**—A very excellent variety, very similar to the Valentine when green though a stronger grower; is fit for the table in about seven weeks; very productive and the best of all varieties for canning. Pint, 15 cts.; qt., 25 cts.; peck, \$1.25; bush., \$4.50.

**Henderson's Dwarf, or Bush Lima.**—There are many who prefer the Dwarf Lima to those that require poles, yet in our estimation we regard the running variety decidedly preferable, but the former has some advantages, as they require no support and come into bearing a month earlier. The Henderson produces beans the size of the Sieva or Carolina, which are of small size, very productive and preferred in the South; they grow from 15 to 18 inches high and continue producing until frost; a few rows will supply a small family throughout the season. Pint, 20 cts.; quart, 30 cts.; peck, \$1.75; bush., \$6.75.



Henderson's Dwarf or Bush Lima Bean.

**Best of All.**—This is a famous variety of Snap-Short, which is very popular in all sections of our country where Snap-Short Beans are grown for early shipments; it far excels the Improved Valentine for that purpose, both in productiveness and size of pods; when young it is entirely stringless. The pods are very long, and the retaining of their beautiful green color and freshness in appearance, even when picked for several days, is one of its greatest features. Pint, 15 cts.; quart, 25 cts.; peck \$1.25; bush., \$4.50.

**Giant Stringless Green Pod.**—A very desirable variety of this valuable stringless class; is quite early, producing large green pods measuring from 5 to 6 inches in length, perfectly round, brittle, very fleshy, and entirely stringless. Pint, 20 cts.; qt., 30 cts.; peck, \$1.50; bush., \$5.00.

**The Longfellow.**—An extra early variety of the finest quality, producing round, straight, fleshy pods, 6 in. long. Pint, 20 cts.; qt., 30 cts.; pk., \$1.50; bush., \$5.00

**White Kidney, or Royal Dwarf,** a good late variety, can be used as a snap-short or as a shelled-bean for Winter use it has no equal. Pint, 15 cts.; qt., 20 cts.; peck, \$1.25; bush, \$4.00.

**White Marrow.**—This variety is the bean of commerce, and it is grown almost exclusively for a dry shelled-bean for Winter use. Pint, 15 cts.; qt., 20 cts.; peck, \$1.00; bush, \$3.75.


DO NOT OVERLOOK planting the Stringless Green Pod Dwarf Snap-Short. It's a prize and is destined to become the most popular variety for both the market gardener and private grower.

The great error made by almost all private growers is in permitting their snap-short beans to become too large before picking, consequently they are stringy and unfit for use. Almost all varieties are nearly stringless when young, and only in that state should they be used. After breaking off and stringing from both ends of the pods the slicing should run almost the entire length. This is the German method of preparing them, which is far superior to the usual way.

**Burpee's Dwarf, or Bush Lima.**

—This variety produces beans as large as the Pole Lima, but in every other respect they are similar to the Henderson, except in quality, which we regard as superior, having more of the flavor of the old Lima; they are however more liable to contain runners, as it is a hybrid variety and a difficult matter to keep them free from them; the plants grow about twenty inches high, of stout growth and erect, yet branching into a bush from two to three

feet in diameter; it must be observed that no variety of the Lima, either dwarf or tall should be planted until the weather becomes settled, as they will invariably rot in the ground. Pint, 20 cts; quart, 30 cts.; peck, \$1.75; bushel, \$6.75.

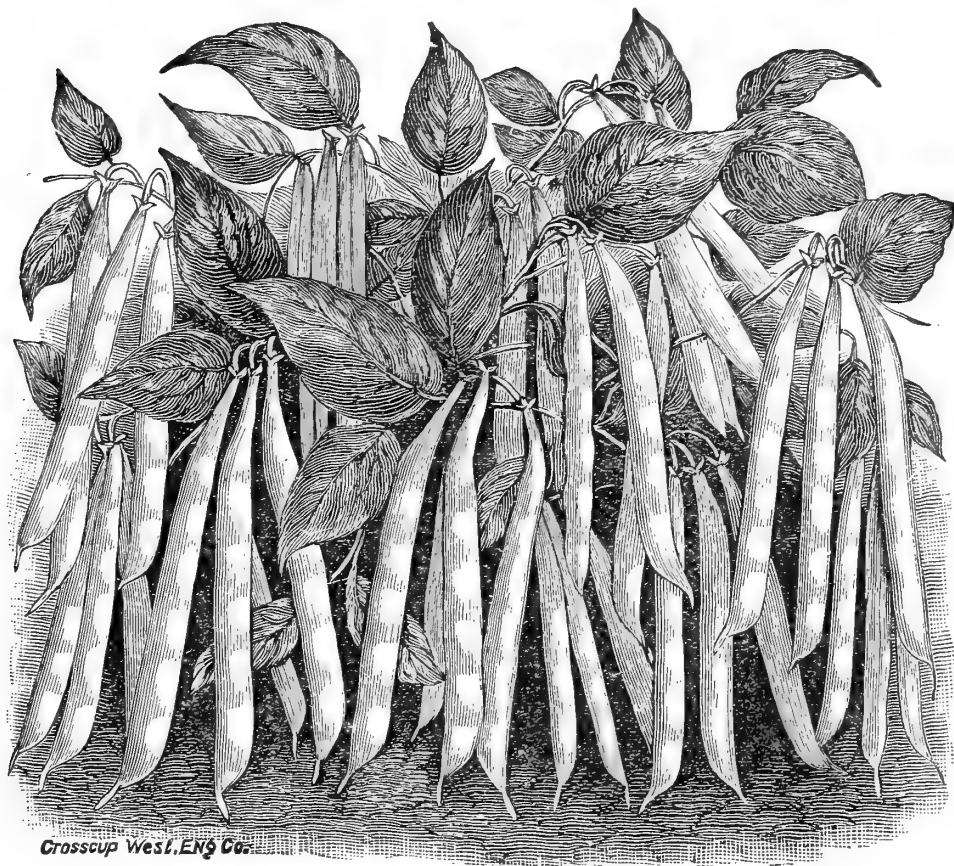


Burpee's Dwarf or Bush Lima Bean.

**WAX OR YELLOW-PODDED VARIETIES.**

**Dwarf Butter Wax Bismarck (Rust-proof).**—This celebrated variety, which we introduced a few years since, is one of the most attractive and famous varieties of Wax Beans

known in Germany; its great beauty, and extraordinary length of pods, attracted our attention in the markets of Berlin in '87; we found them in quality so far superior to any variety of the Wax that we had ever tasted that we secured sufficient for seed purposes for that year, and have since then grown them very extensively; they cannot be recommended too highly to all lovers of the Butter Bean. They are very early, the pods of which are produced in great profusion, and will average six inches in length, are almost transparent, exceedingly brittle and of a very delicate flavor; the bean when dry is of a beautiful blueish



Dwarf Butter Wax Bismarck Bean.  
(The Cream of all Wax Varieties.)

black color and of a kidney shape. Pint, 20 cts.; quart, 30 cts.; peck, \$1.75; bush., \$6.50.



**Dwarf Golden Wax.**—There has been no variety of Snap Bean ever introduced that has given the satisfaction and profit in culture equal to the Dwarf Golden Wax. Its pods are fleshy, of a beautiful golden waxy color, of a large size, quite productive, and of luscious flavor; its only defect is liability of its pods to spot with rust in very wet seasons. Pint, 20 cts.; quart, 30 cts.; peck, \$1.75; bush., \$6.50.

**Early Dwarf German Wax.**—One of the finest of Snap-shorts, and the oldest of the Wax varieties; pods transparent, waxy yellow, and snap like pipe-stems; boil as rich as butter, and, when highly seasoned, are luscious; they are thick and very tender, entirely stringless, and fully as early as the Valentine; one of the best market varieties. The bean, when ripe, is black. Pint, 20 cts.; quart, 30 cts.; peck, \$1.75; bush., \$6.50.

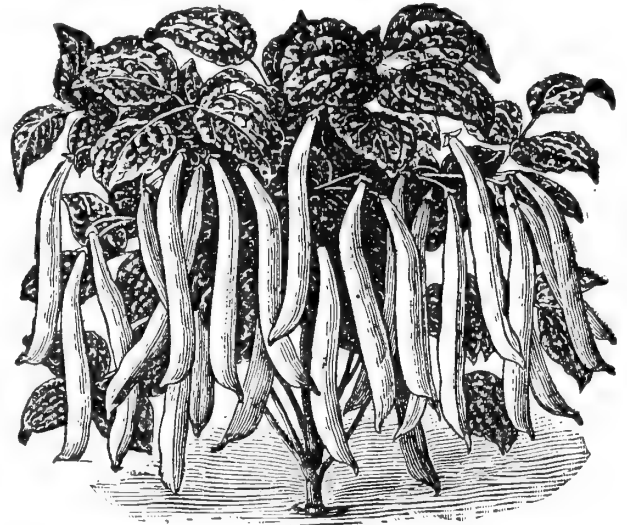
**Improved Golden Wax (Rust-proof).**—This variety, the pods of which are of a dark rich golden yellow color, is rapidly surpassing the famous Golden Wax, which has been the most popular and most desirable of all Wax varieties. It is a vast improvement not only in the size of its pods and productiveness, but it is not liable to rust, even in the most unfavorable weather. Seasons that have almost entirely destroyed the crop of Golden Wax by rust the Improved variety stood without a blemish to its pods. Pint, 20 cts.; quart, 30 cts.; peck, \$1.75; bush., \$6.50

**Dwarf Prolific German Wax.**—For many years the old Dwarf German Black Wax Bean has been a great favorite, both with market gardeners and private planters, on account of the fine quality and early maturity of its tender yellow waxy pods. This variety originated with a large bean grower in Genesee County, N. Y., and is exceedingly valuable, not only because of its superiority over the old strain, but also for greater productiveness. While it retains all the good qualities of its parent, the pods are *straighter, longer and rounder, and almost twice as productive.* Pint, 20 cts.; qt., 30 cts.; peck, \$1.75; bush., \$6.50.

**Crystal White Wax.**—A very beautiful, distinct and desirable variety, producing pods of good size. Color, waxy-white, and almost transparent. Are stringless, crisp and tender, and of rich flavor. The pods develop quickly, but mature slowly, and remain in condition for table use longer than any other variety. Pint, 20 cts.; qt., 30 cts.; peck, \$1.75; bush., \$6.50.

**Dwarf White Wax.**—Similar in every respect to the Dwarf German Wax; the

pods are, however, not quite so round, and the bean is pure white when ripe. Highly recommended. Pint, 20 cts.; qt., 30 cts.; peck, \$1.75; bush., \$6.50.



Dwarf Speckled Kidney Wax Bean.

**Dwarf Speckled Kidney Wax Butter.**—We regard this as one of the very best of the Wax varieties, even surpassing the famous Dwarf Golden or Cream Wax in both quality and productiveness, and is a grand market sort; the plants become literally loaded with long beautiful waxy colored pods, which are entirely stringless and of a rich luscious flavor, it is also quite as early as the Valentine. The pods are very long, broad and flat, and are exceedingly brittle; beans when dry, are white with two shades of reddish-purple, more or less visible, of a distinct kidney shape. We cannot recommend it too highly for either market or family use. Per pint, 20 cts.; qt., 30 cts.; peck, \$1.75; bush., \$6.50.


**Dwarf Scarlet or Crimson Wax Flageolet.**—A very valuable yellow podded variety, producing a profusion of long, broad, and very succulent waxy pods which are entirely stringless. An abundant bearer and entirely rust-proof. A very valuable variety for either market or family use. The bean, when dry, ranges from light to a deep scarlet color, and of kidney shape; is entirely distinct from any other variety. Per pint, 20 cts.; qt., 30 cts.; peck, \$1.75; bush., \$6.50.

**Perfection Dwarf Wax.**—This is a very popular variety and a hybrid of the Scarlet Flageolet Dwarf Wax, which has proved itself not only quite a distinct variety, but one of great value, both for the Market Gardener and for private use; it is a vigorous grower and very productive, producing magnificent large golden yellow pods, entirely stringless, exceedingly tender and of very rich flavor; owing to its robust habit it produces its pods well

up from the ground.  
Per pint, 20 cts.; qt.  
30 cts.; peck, \$1.75 ;  
bush., \$6.50.

**Yosemite Mammoth Wax Bush Bean.**—This variety

is well named as it is the largest podded dwarf snap-short bean in the world; the pods are immense, averaging in length from 10 to 14 inches and of the thickness of a man's finger, of a rich golden yellow color and are nearly all solid pulp, of luscious flavor and enormously productive; it may well be classed as a vegetable wonder of great value. It should be planted twice as wide apart as the ordinary bush bean, as it is a vigorous grower, and the immensity of its pods require plenty of light and air to perfect them; it is the most



Perfection Dwarf Wax Bean.

fleshy podded variety. Per pint, 20 cts.; qt., 35 cts.; peck, \$2.00 ; bush., \$7.50.

**BEANS (Pole or Running)**

These are usually planted in hills and trained to poles, which should be eight to ten feet long, and firmly set in the ground from three and a half to four feet apart each way; draw around them a hill of earth, and plant four or five beans to each hill, one inch deep, always observing to plant the eye of the bean down, which will germinate them quicker, produce a stronger plant, and grow more freely.

**Large White Lima.**—The Large Lima is a general favorite wherever it can be cultivated; the germ of this bean is very delicate, and sometimes the first planting is destroyed by cold and wet weather; to insure against this, the beans can be sprouted in small flower pots, or by placing them on sods of earth, placed in a frame, covered lightly with soil, and planting them out when the weather becomes warm; this will increase their earliness fully two weeks. Per pint, 15 cts.; qt., 30 cts.; peck, \$1.75; bush., \$6.50.

**Salem Mammoth Lima.**—This celebrated variety originated from a selection made for several years by an extensive grower at Salem, N. J.; it is remarkable for the large size of both pods and beans it produces, as well as for its earliness. The beans, when dry, are of a beautiful light green color and of almost twice the size of the ordinary Lima, and of very rich flavor. Per pint, 20 cts.; quart, 35 cts.; peck, \$2.00; bush., \$7.00.

**Extra Early Jersey Lima.**—This variety is remarkable for its extreme earliness. It is ready for the market from ten days to two weeks earlier than any other variety, frequently ready for picking by the mid-

dle of July; the beans and pods are smaller than those of the common Lima, but are considered of a more delicate flavor. Per pint, 20 cts.; quart, 30 cts.; peck, \$1.75; bush., \$6.75.

**Dreer's Improved, or Challenger Lima.**—This is also known as the Potato Lima, is an entirely distinct variety, producing thick compressed looking beans in their pods, which are of a delicious and distinct flavor from the Lima; very productive and highly recommended. Per pint, 20 cts.; quart, 30 cts.; peck, \$1.75; bush., \$6.50.

**King of the Garden Lima,** a very highly esteemed and popular variety, producing very large pods and beans of a large size when in a green state, but shrink when dry to an ordinary size of thick form; it is of a strong growth, exceedingly productive, and frequently producing five or six beans to the pod; of excellent quality and highly recommended. Per pint, 20 cts.; quart, 30 cts.; peck, \$1.75; bush., \$6.50.

**Carolina Sewee or Sieva.**—A very celebrated variety in the South, where it is cultivated very extensively and preferred to the Lima, although of an inferior flavor,

it grows fully as strong, but produces beans but half the size. As a market variety it is not so desirable but is more productive; it is grown very extensively in Virginia for canning, owing to the small size of its beans, which have the appearance of being young even when old. Per pint, 15 cts.; quart, 30 cts.; peck, \$1.75; bush., \$6.50.

**Ford's Mammoth Podded Lima.**—This variety was introduced by a market gardener of this city, who has always taken a great pride in improving the various varieties of vegetables cultivated by him, and has them in their greatest perfection. This has been particularly the case with the Lima Bean, and his stock has made his name famous among gardeners; its pods are prodigious in size, containing from five to eight mammoth beans in each; in quality they are unsurpassed, and excel any other variety for their productiveness. Per pint, 20 cts.; quart, 35 cts.; peck, \$2.00; bush.; \$7.00


**Southern White Crease-Back, or Fat Horse.**—This variety has been the most popular Pole Bean in some sections of the South, especially in Louisiana, for many years. The stock which we offer is an improvement, both in the size of its pods and its productiveness; is a strong grower and an abundant bearer, producing handsome green pods in clusters, which are from six to seven inches long. It is almost entirely stringless and very fleshy. It is also celebrated for its fine shipping qualities, as it retains its polished and brilliant appearance longer than any other variety. The beans when dry are of small size, oblong, and pure white; the pods round, with a deep crease in the back, from which it is named the Crease-Back. In some sections it is also called the Fat Horse Bean. Per pint, 20 cts.; qt., 30 cts.; peck, \$1.60; bush, \$6.00.

**Southern Prolific.**—An excellent bean for cooking in the pod. The pods are produced in clusters, the growth is rapid and very productive, but the stock has become degenerated, producing pods which are tough and stringy. It is one of the most popular beans in the Southern States, but should never be grown if the Kentucky Wonder can be secured, as it is a finer variety in every respect. Per qt., 25 cts.; peck, \$1.50; bush., \$5.50.

**German Wax, or Butter (Stringless).**—This variety is of unsurpassed quality, producing pods of a beautiful golden, waxy color, entirely stringless, and very productive; they should be used as a snap-short when young; cannot recommend it too highly. Beans, when ripe, are indigo-blue. Per qt., 30 cts.; peck, \$1.60; bush., \$6.00.

**Dutch Case-Knife** is an excellent pole-bean, and very productive; is of fine flavor, and much earlier than the Lima or the Carolina. It can be used as a snap-short or shelled, and is well adapted for winter use. It is also an excellent variety to grow on Corn, and is sometimes called the Cornfield Bean. Per qt., 30 cts.; peck, \$1.60; bush., \$6.00.

**Golden Wax Flageolet Pole.**—This variety is regarded by many as the cream of all Wax Pole Beans; it was introduced from Germany a few years since, and has already become a great favorite for its many good qualities. Its pods are of a beautiful golden-yellow color, entirely stringless, of round form, full and fleshy, and of exquisite flavor; the vines commence bearing when quite young and continue throughout the season, producing a succession of young and tender pods, ranging in size from seven to eight inches in length, and



Ford's Mammoth Podded Lima Bean.

produced in large clusters. Cannot recommend it too highly. Per pint, 20 cts.; qt., 35 cts.; peck, \$2.00; bush., \$7.00.




Kentucky Wonder Pole Bean.

**Kentucky Wonder, or Improved Old Homestead.**—We regard this variety as being the most desirable, best and earliest of all the green-podded running Beans. It is enormously productive, the pods hanging in great clusters from top to bottom of pole, which are of a silvery-green color and entirely stringless; they cook deliciously tender and melting; they are a very great favorite, and strongly recommended, especially for the South, in preference to the Southern Prolific, which has been the old favorite of that section for many years. Per pint, 20 cts.; per qt., 30 cts.; peck, \$1.75; bush., \$6.50.

**Scarlet Runner.**—This variety grows about twelve or fifteen feet; foliage bright green and flowers brilliant scarlet; it is generally

cultivated as an ornamental climber, and is very attractive; it is used in many localities as a vegetable; the pods are of a bright scarlet color, and when young are very tender and excellent when shelled. Per qt., 30 cts.; peck, \$2.00; bush., \$7.00.

**Lazy Wife's Pole.**—The naming of this variety was evidently a misnomer, as it is not expected of wives to do men's work. Let men pick the beans and wives will prepare them for the table, as there are more lazy men than there are lazy wives. It is, however, a remarkable variety, not only for its great productiveness but also for its fine quality. The pods are produced in great clusters, and almost a handful can be grasped at once, which makes the picking of them an easy task. They continue bearing throughout the season. The pods are broad, thick, fleshy, and from four to six inches long, and when young entirely stringless; are of a rich buttery flavor.



Lazy Wife's Pole Bean.

The beans when dry are white, and are also unsurpassed as shell-beans for Winter use. Per pint, 20 cts.; quart, 30 cts.; peck, \$1.75; bush. \$6.50.

**London Horticultural, or Wren's Egg**, is a very hardy and productive variety, very popular in the East, and other sections of the country where the Lima cannot be cultivated; it grows from six to eight feet high, producing purple blossoms, and pods about six inches in length; can be used either for snapping or shelling; it is also an excellent Winter variety. As a baking bean it surpasses them all. Per qt., 25 cts.; peck, \$1.50; bush., \$5.50.

**Early Golden Cluster Wax Pole.**—This is the earliest of all varieties of Pole


Beans, surpassing the famous Giant Wax in both quality and productiveness. The pods are of a beautiful golden-yellow color, from six to eight inches in length, entirely stringless, and are produced in large clusters. One of the desirable features is retaining tenderness and fullness long after the beans are developed, so that when they are too far advanced in growth for shipping they can be used shelled; of delicious flavor, and cannot be too highly recommended. Per pint, 20 cents; qt., 35 cts.; peck, \$2.00; bush., \$7.00.

### ENGLISH BEANS.

These varieties are not popular in this country, but are as highly prized in England as the Lima is here, and is also grown there extensively as an agricultural crop. They require a cool climate, and, if planted early in a rich, loamy soil, will produce a very good crop. They should be planted in rows, eighteen inches wide and three inches apart in the row. The Broad Windsor is the best variety; it grows about four feet, is self-supporting, as it stands upright. Per pint, 20 cts.; qt., 30 cts.; peck, \$2.00; bush., \$6.50.

### BEET.

Little art is necessary for the cultivation of this vegetable. One grand essential for an early crop is to dig or plough deep and manure well, and sow as early in the Spring as the soil will admit of working; draw drills half an inch deep and eighteen inches apart; sow the seeds thinly, cover them lightly, and rake finely; before raking sow a sprinkling broadcast of Early Radish Seed, as they will be fit for pulling before the Beets are ready for thinning, which will be in about four weeks; as soon as the Beets have formed a few leaves, thin them out to three inches apart, allowing the strongest plants to remain. For a Winter crop sow, late in Spring or early Summer, Buist's Long Blood, or Blood Turnip Beet; on the approach of frost take up the roots and cut the leaves off to about two inches of the crown, store them in pits secure from frost, or in a cool dry cellar, covered with earth or sand. The seeds will always vegetate much sooner by soaking them in water six to twelve hours before sowing. The young plants can also be successfully transplanted during moist weather.



**Extra Early Turnip or Bassano.**—

This is the oldest of the earliest varieties, and is generally sown for the first crop; the flesh is white, circled with bright pink; very sweet and delicate in flavor; it should not be sown at any other season of the year, as its light color is generally objec-

tionable. Per oz., 10 cts.;  $\frac{1}{4}$  lb., 20 cts.; lb., 50 cts.

**Buist's Extra Early Turnip.**—This is the earliest of all varieties, and is the leading sort grown by our gardeners for the Philadelphia Market. Unlike all other early varieties, it is of a dark red color, of

perfect form with short leaves, and of a delicate sweet flavor; it forces well in frames, and is the most profitable to grow for first and second crops. Per oz., 10 cts.;  $\frac{1}{4}$  lb., 30 cts.; lb., \$1.00.

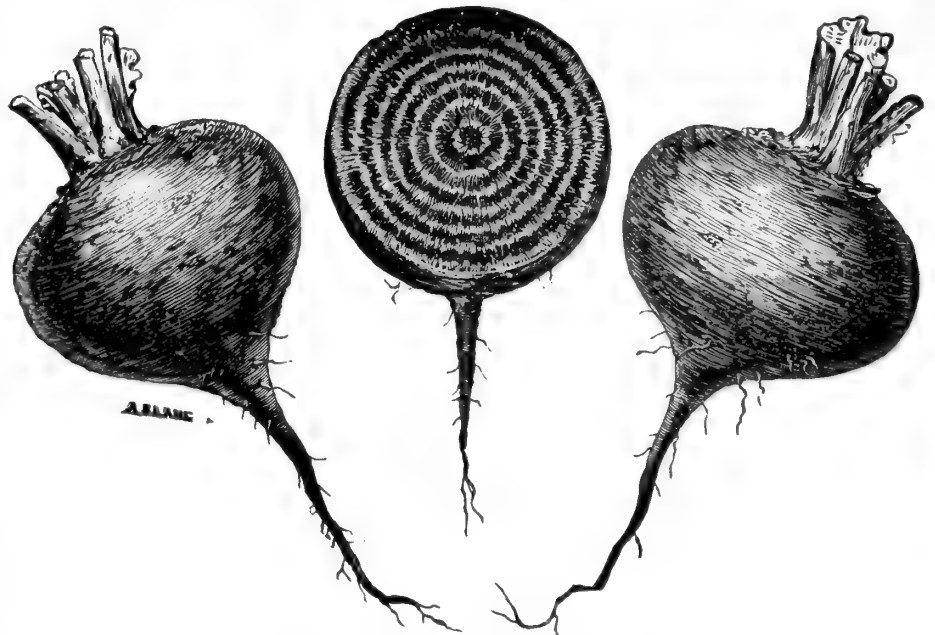
**Extra Early Egyptian Turnip.**—A famous variety for either market or private gardens; is from ten to twelve days earlier than the old Blood Turnip.

The roots are large in size, and of a rich deep crimson color. From the smallness of its tops at least one-fourth more can be grown on the same space than any other variety. They should be used only while young, as they become fibrous with age. Per oz., 10 cts.;  $\frac{1}{4}$  lb., 20 cts.; lb., 50 cts.

**Early Eclipse.**—This we regard as one of the most valuable varieties we have for either market or private gardens. It was introduced from Germany as a selection or hybrid from the famous Egyptian; it is remarkable for its very rapid growth, the perfection of its form, which is globular, of its beautiful crimson flesh, and for its dwarf foliage; the roots are of a bright glossy red, very fine grained and of delicious flavor. Per oz., 10 cts.,  $\frac{1}{4}$  lb., 25 cts.; lb., 70 cts.

**Lentz's or Bastian's Extra Early Red Turnip.**—It is a well-known fact that in the vicinity of Philadelphia there are the most critical as well as the most extensive and successful market gardeners, all of whom have choice selections of Beet which are known under their respective names, hence the name of Lentz, Bastian, Simon's and other strains, all of which represent what each considers the best early variety for market purposes. In our estimation, the Lentz, or Bastian (which are identically the same stock) is the best of them all. It is a variety of very rapid growth; forming marketable sized roots in six weeks from time of sowing; it is of a beautiful form, exceedingly sweet, and of very delicious flavor, retaining its bright blood color when cooked; it is also a very desirable variety for sowing in July or early August for a Fall crop. Roots grown at that season of the year are equally as delicious in flavor as those of early Spring sowing. Per oz., 10 cts.;  $\frac{1}{4}$  lb., 20 cts.; lb., 50 cts.

**Early Blood Turnip** is one of the most popular varieties, but ten days later than the Lentz or Bastian, flesh dark blood-red, very sweet and delicate in flavor, and, as a general market variety, it is superior to all on account of its rich blood color; it is



Buist's Extra Early Turnip Beet.

adapted for either Winter or Summer use. Per oz., 10 cts.;  $\frac{1}{4}$  lb., 20 cts.; lb., 50 cts.

**Detroit Early Blood Turnip.** A selection from the Early Blood Turnip, of dark color and beautifully formed; flesh tender and of fine grain; highly recommended both for market and private gardens. Per oz., 10 cts.;  $\frac{1}{4}$  lb., 20 cts.; lb., 60 cts.

**Crosby's Early Egyptian Turnip.** An improved strain of the famous Early Egyptian but producing a deeper or thicker root; of fine form and dark in color; highly recommended as an early market variety. Per oz. 10 cts.;  $\frac{1}{4}$  lb., 25 cts.; lb., 70 cts.

**Early Othello Dark Blood Turnip.**—The great demand for a very Dark Blood Turnip Beet has induced us to make a selection from the darkest colored and finest formed roots, which we have continued for several years; it will be found a very valuable variety for the market gardener as well as for the private grower. Per oz., 10 cts.;  $\frac{1}{4}$  lb., 30 cts.; lb., \$1.00.

**Philadelphia Red Turnip.**—A very popular variety about Philadelphia; it follows the Extra Early, and is ready for pulling before the Blood Turnip; it is rather light in color. Per oz., 10 cts.;  $\frac{1}{4}$  lb., 20 cts.; lb., 50 cts.

**Dewing's Early Red Turnip.**—A very popular variety in the Eastern markets, of a beautiful and uniform shape, good color, and quite early. Per oz., 10 cts.;  $\frac{1}{4}$  lb., 20 cts. lb., 50 cts.

**Edmand's Early Red Turnip.**—This variety originated with a market gardener of Boston, and is a perfect formed variety, each root has the appearance of being moulded; it is what may be termed strictly "thoroughbred"; it produces very small tops, which are of a rich bronzy red, and follows the Lentz or Bastians in earliness, the skin and flesh is dark red and exceedingly sweet and tender. Per oz., 10 cts.;  $\frac{1}{4}$  lb., 20 cts.; lb., 50 cts.

**Buist's Scarlet Perfection.**—One of the most beautiful varieties grown, of half-long shape, dark-blood color, with a deep, rich crimson foliage; a very desirable and elegant variety, which has become very popular for both Fall and Winter use. Per oz., 10 cts.;  $\frac{1}{4}$  lb., 25 cts.; lb., 75 cts.

**Bastian's Half Long-Blood.**—A very highly appreciated variety wherever grown; it follows the Early Red Turnip Beet, is of a half-long shape, and of a very dark blood-red color; it is an excellent variety for Winter use. Per oz., 10 cts.;  $\frac{1}{4}$  lb., 20 cts.; lb., 50 cts.

**Long Blood** grows from twelve to fourteen inches long, and from three to five inches thick; it is very productive, but not of such good flavor as the Red Turnip.

Per oz., 10 cts.;  $\frac{1}{4}$  lb., 20 cts.; lb., 50 cts.

**Buist's Improved Long Blood.**—We selected this variety, a few years since, from Henderson's Pineapple, a celebrated English sort, and by care we have produced the finest and smoothest variety known. The foliage is of a beautiful crimson color, and the flesh dark blood. We consider it a very valuable variety. Per oz., 15 cts.;  $\frac{1}{4}$  lb., 30 cts.; lb., \$1.00.

**Silver or Swiss-Chard.**—This variety is cultivated entirely for its leaf stalks, which are prepared similar to Asparagus and its leaves used as Spinach. It is very popular in Germany and France. Cut often, as new and tender stalks will be produced. Per oz., 10 cts.;  $\frac{1}{4}$  lb., 20 cts.; lb., 50 cts.

### MANGEL WURZEL AND SUGAR BEET FOR STOCK FEEDING.

The cultivation of the Mangel Wurzel has long been one of the most extensive root crops grown in Great Britain, and is rapidly becoming a very popular crop with the farmers and agriculturists of this country, who are gradually learning by experience, that it is not only the cheapest food for their stock during our long Winter months, but one that is greatly

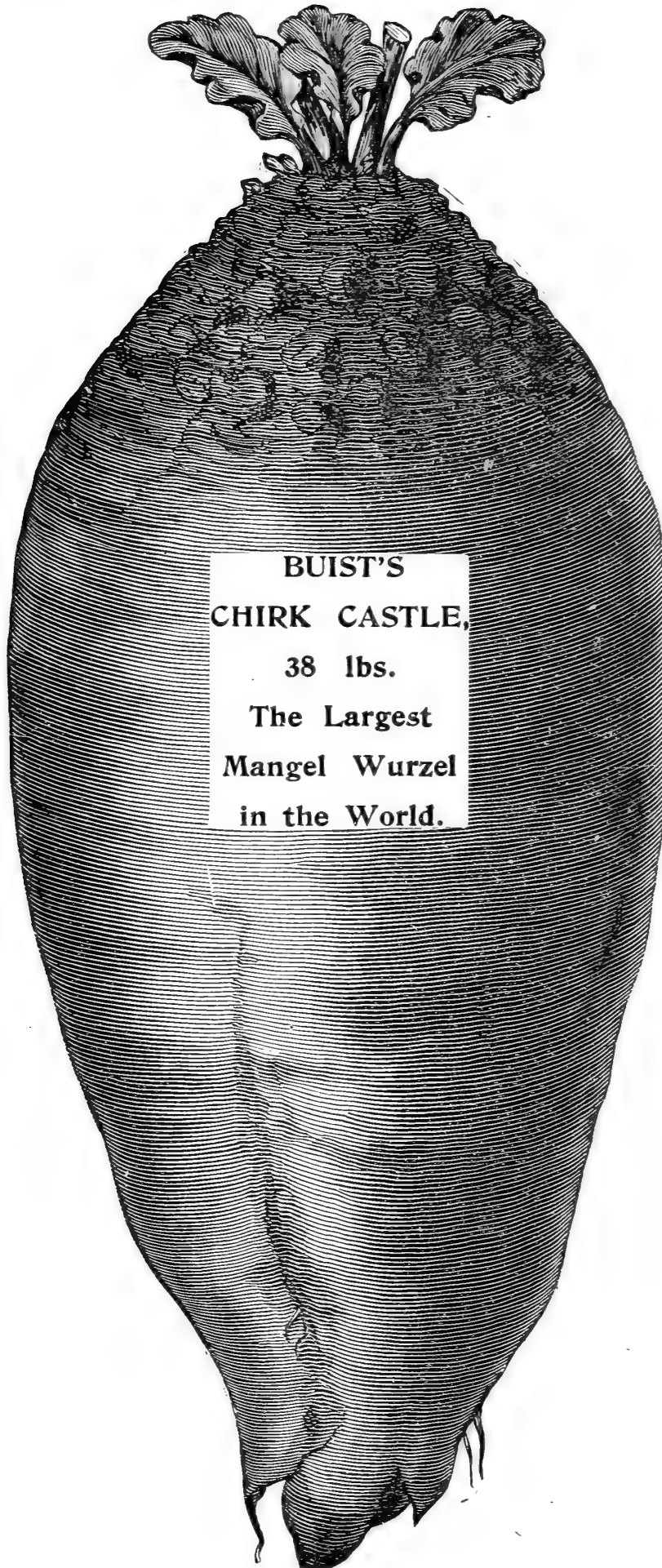


THE LARGEST AND FINEST

GLOBE MANGEL IN THE WORLD.

enjoyed and eagerly devoured; besides this, they keep the cattle in fine and healthy condition. Their cultivation is simple, and after sowing and thinning out the young plants they will require no greater care than a crop of potatoes. Cultivating and keeping clear of weeds

is all that is necessary. On good rich sub-soiled ground from 600 to 1000 bushels can be grown to the acre. In England, where the climate is more favorable, the mammoth varieties have produced as much as from 60 to 100 tons per acre. In feeding them they should be sliced, and if steamed and mixed with a little bran, so much the better. Where blank spaces appear in the rows of the growing crop, transplant young plants during moist weather. Five pounds of seed is required to sow an acre.



BUIST'S  
CHIRK CASTLE,  
38 lbs.  
The Largest  
Mangel Wurzel  
in the World.


**Buist's Prize Golden Globe Mangel.**—This popular and well-known variety is acknowledged to the best and heaviest-cropping Globe Mangel in cultivation. It is remarkable for its immense size, beautiful shape, small top, fine, clear skin, and single tap-root, as well as for its most excellent feeding properties. It succeeds well on all soils, and is an eminently profitable variety, as very little labor is required in lifting and storing the crop. It will produce from fifty to sixty tons of roots to the acre, and keeps perfectly sound until late in the Spring. If your soil is inclined to be shallow, this is the variety to grow to produce the largest yield. Per oz., 10 cts.;  $\frac{1}{4}$  lb., 15 cts.; lb., 40 cts.; 5 lbs., \$1.75; 10 lbs., \$3.00.

**The Chirk Castle Mangel Wurzel** is a selection of the Mammoth Long Red, which originated in Scotland. Its size is prodigious, and its productiveness unequalled. Specimen roots have been grown weighing 56 pounds, and a whole crop averaged 38 pounds per root. It requires no more labor or care in its cultivation than the ordinary Mangel, but its yield is double that of any other variety. Per oz., 15 cts.;  $\frac{1}{4}$  lb., 25 cts.; lb., 75 cts.; 5 lbs., \$3.00; 10 lbs., \$5.00.

**Champion Yellow Globe Mangel.**—This is another famous English variety of large size, globe form, solid, productive, and a good keeper. Per oz., 10 cts.;  $\frac{1}{4}$  lb., 15 cts.; lb., 40 cts.; 5 lbs., \$1.75; 10 lbs., \$3.00.

**Orange Globe Mangel Wurzel.**—This variety, which is yearly coming into more general favor, is especially adapted for shallow soils, as half of it grows above ground. It is similar in shape to the Ruta Baga or Swede Turnip. The flesh is white, circled with yellow, and keeps





perfectly sound until very late in Spring. Per oz., 10 cts.;  $\frac{1}{4}$  lb., 15 cts.; lb., 35 cts.; 5 lbs., \$1.75; 10 lbs., \$3.00.

**Champion Prize Long Red Mangel.**—This is the most celebrated English Variety, producing roots of prodigious size, immensely productive and keeps as solid as a rock until late in Spring. Per oz., 10 cts.;  $\frac{1}{4}$  lb., 15 cts.; lb., 40 cts.; 5 lbs., \$1.75; 10 lbs., \$3.00

**Golden Tankard Mangel Wurzel.**

—This is an entirely distinct type of Mangel, and highly prized wherever introduced. In England it is largely grown by dairymen and sheep raisers; the former prize it not only for its great yield, but for the rich character of the milk it produces, while the latter claim sheep fed on it thrive better and appear in much finer condition. It differs from all other Mangels, being deep yellow-colored flesh to the very core. Per oz., 10 cts.;  $\frac{1}{4}$  lb., 15 cts.; lb., 40 cts., 5 lbs., \$1.75; 10 lbs., \$3.00.



Golden Tankard Mangel.

**Buist's Mammoth Prize Long Red Mangel.**—This famous variety is the result of continuous and careful selection. It is not only distinct from, but far superior to any other Long Red Mangel in cultivation. The great characteristic of our improved stock is the broad shoulder and massive character of the root, by which a greater weight is obtained, without the coarseness which appears to be inherent to many stocks of Long Mangel. It is rich in feeding properties, and is much appreciated by the leading agriculturists of this country. Is especially adapted for deep rich soil, and its production is enormous, single roots frequently weighing from 25 to 35 pounds.

Per oz., 10 cts.;  $\frac{1}{4}$  lb., 15 cts.; lb., 40 cts.; 5 lbs., \$1.75; 10 lbs., \$3.00.

**Long Red Mangel.**—A variety requiring deep, rich soil; flesh white, circled with red, very nutritious, and a good keeper. Per oz., 10 cts.;  $\frac{1}{4}$  lb., 15 cts.; lb., 35 cts.; 5 lbs., \$1.50; 10 lbs., \$2.50

**White French Sugar Beet.**—This is also a good stock-beet, highly prized throughout the world; is both productive, nutritious, and has good keeping qualities. It is extensively grown in France, both for feeding purposes and for the manufacture of sugar, which is more extensively used there than that made from the cane. Per oz., 10 cts.;  $\frac{1}{4}$  lb., 15 cts.; lb., 35 cts.; 5 lbs., \$1.50; 10 lbs., \$2.50.

**BROCCOLI.**

Broccoli is a variety of Cabbage closely related to the Cauliflower, though not so delicate in flavor as that vegetable, but more hardy, and can be cultivated with greater assurance of its heading. In mild climates it is extensively used from November to March, the various early and late sorts coming to maturity in the very middle of Winter. The most desirable for this climate are the Purple Cape and Walcheren. Sow the seeds on a hot-bed late in Spring, transplant in early Summer into very rich ground, and water frequently to encourage their growth; they will head early in Fall; the heads should always be cut before they become open.

**Walcheren.**—One of the hardiest and best, with very large firm heads. Per oz., 50 cts.;  $\frac{1}{4}$  lb., \$1.50; lb., \$5.50.

**Early Purple Cape.**—This is the most valuable kind for the North, producing large, close heads, of a brownish purple,

and has an excellent flavor. Per oz., 30 cts.;  $\frac{1}{4}$  lb., 85 cts.; lb., \$3.25.

**Grange's White.**—A variety of easy culture, producing a firm white head, very popular in England, but grown to a limited extent in this county. Per oz., 50 cts.;  $\frac{1}{4}$  lb., \$1.50; lb., \$5.50.

### BRUSSELS SPROUTS.

A very desirable vegetable, requiring no special culture different from the Cabbage, and is deserving of a more general cultivation, as it is Cabbage in its most delicate form. The sprouts, or miniature heads, which grow around the upper part of the stem, are ready for use as soon as they have a touch of frost, and when properly prepared, are exceedingly delicate in flavor; this dish is very popular in France, and is called Choux de Bruxelles; but in this country its cultivation is confined mostly to private families, although it is annually being grown more extensively on Long Island for the New York market, where there is an increasing demand for it. The following is the manner of preparing it for the table: Place the sprouts in cold water for an hour, then boil them quickly for about twenty minutes, using plenty of water; when soft, take them up and drain them well, then put them in a stew-pan with cream, or a little butter thickened with flour, stir thoroughly and season to taste. The Perfection and Early Paris Market are the two best varieties to cultivate. Per oz., 15 cts.;  $\frac{1}{4}$  lb., 40 cts.; lb., \$1.50.

### CABBAGE.

For early Cabbage (where a supply of Fall-grown plants have not been secured) sow on a gentle hot-bed very early in the season, and as the plants grow, harden them to the full exposure of the air, protecting them from frost until the middle of Spring, when they should be planted in rows, fifteen inches apart, and ten inches in the row. It may be observed that good heads can only be obtained when the ground has been well worked and highly manured. To secure a supply of Fall-grown plants, the seed should be sown in September, from the fifteenth to the twentieth, in Pennsylvania. In mild climates they should be planted out late in Autumn, to remain for heading, but in cold latitudes they must be protected in cold beds or frames, and transplanted early in Spring.

For Fall and late Winter Cabbage the Seed should be sown from the middle to the end of Spring, in beds of rich earth, and transplanted in June or July during moist weather, giving them a thorough watering in time of removal. The late Spring sowings are, in many situations, destroyed by the cabbage-fly as fast as the plants appear. The *Haltica*, or black-fly, which also infests the turnip crop, is checked by an application which will create a nauseous odor over the plants, such as soap-suds, tobacco-water, or a sprinkling of guano, plaster or lime, early in the morning while the dew is on them. But it is always the best plan to sow plenty of seed. Where there are only a few plants required, sow the seed in boxes, elevated three or four feet above the ground, and they will be entirely exempt from the attacks of the fly; in such a position the plants must have a copious watering every morning, until they are transplanted.

**Wintering Cabbage.**—In the Fall, before severe frost sets in, lift the plants from the rows, select a dry and sheltered part of the garden and bury the roots, stock and part of the head in the earth in rows, closely together, and in severe weather cover with straw or corn-fodder; in Southern latitudes this is unnecessary.

THE MOST RELIABLE



EARLY MARKET VARIETY.

Buist's Selected Early Jersey Wakefield Cabbage.

**EARLIEST VARIETIES OF CABBAGE.**

FORMING OBLONG HEADS.

**Early Jersey Wakefield (Buist's Selected Strain).**—Each year this variety is becoming more popular, and demand greater. It has not been very long since its growth was confined almost exclusively to the market gardeners of New Jersey, but it has gradually disseminated into other sections, and now is well-known and highly appreciated by all the leading market gardeners of this country. It is the best and most profitable early variety to grow for either market or private gardens, as it is always sure to form fine solid heads, and is the largest heading of all the early varieties; the strain of seed which we offer, is regarded by the most extensive Cabbage growers, as the best in this country. There is no stock superior to it. Per oz., 25 cts.;  $\frac{1}{4}$  lb., 75 cts.; lb., \$2.50.

**Early Jersey Wakefield.**—This is a cheaper grade of seed than the Buist's Selected, described above, owing to its not being as closely selected, it will not head as uniformly or produce heads of as large a size. The market gardener knows by experience that selected cabbage seed is always the most profitable to grow regardless of cost. Therefore, sow the Buist's Selected in preference to this cheaper grade. Per oz., 20 cts.;  $\frac{1}{4}$  lb., 60 cts.; lb., \$2.00.

**Buist's Earliest.**—This variety has given such great satisfaction, that we consider it peerless among the early sorts. Combined with earliness it unites compactness with excellent quality; forming conical heads, and quite large for an early strain; having a short stem and but few outside leaves, permits of close culture, Per oz., 25 cts.;  $\frac{1}{4}$  lb., 75 cts.; lb., \$2.00.



Extra Early Express Cabbage.

**Extra Early Express.**—This variety was introduced from France and has proved to be very early; it was a selection made

from the Early Etampes, which was the pioneer of all extra early sorts; large heads, however, must never be expected from this class. Per oz., 20 cts.;  $\frac{1}{4}$  lb., 60 cts.; lb., \$2.00.

**Earliest Etampes.**—This is the variety from which the celebrated Extra Early Express was selected, and is, with its exception, the earliest of all; its heads are of medium size, oblong, rounded at the top, very solid, of fine quality, and heads with great certainty. Per oz., 20 cts.;  $\frac{1}{4}$  lb., 60 cts.; lb., \$2.00.

**Early Winnigstadt.**—This is one of our




Early Winnigstadt Cabbage.

most popular varieties. There is no early sort which heads with greater certainty, or more solid; the heads are of good size, cone form, broad at the base, with twisted top, and succeeds the Large York. To those who have never tried this variety, we say, by all means, plant it; it is invaluable for either market or family use. Per oz., 20 cts.;  $\frac{1}{4}$  lb., 50 cts.; lb., \$1.75.

**Early Winnigstadt.**—(The Prussian Prize Stock.) The popularity of the Winnigstadt Cabbage in all sections of the world is proverbial, but there is a great difference in the quality of the stocks. Some will produce heads of twice the size of others; the finest is grown in Northern Prussia; it is from this section that this famous stock was introduced by us some years since, which has become very popular with our market gardeners, and especially so with the Germans; it is invaluable. Per oz., 30 cts.;  $\frac{1}{4}$  lb., 75 cts.; lb., \$2.50.

**The Charleston, or Large Jersey Wakefield.**—This famous variety has all the fine qualities of the Early Jersey Wakefield; it produces heads of a much larger size, but is two weeks later. It has become a leading market variety in all sections of our country where the cabbage is grown extensively for market. Per oz., 20 cts.;  $\frac{1}{4}$  lb., 60 cts.; lb., \$2.00.




Early Winnigstadt Cabbage (Prussian Prize Stock).

**Buist's Early York.**—This is a very valuable early variety, and follows the Express and Etampes in heading. The heads are small, round, slightly heart-shaped, and very firm. Its dwarf growth will permit them being planted closely to-

gether, say in rows one foot apart and eight inches from plant to plant. Per oz., 20 cts.;  $\frac{1}{4}$  lb., 50 cts.; lb., \$1.75.

**Buist's Early Large York.**—The most desirable second early variety, which produces heads twice the size of Early York, and very solid. It is a variety cultivated extensively in many sections of our country, especially in the South, and




Buist's Early Large York Cabbage.

is ready to market before the Jersey Wakefield heads. It is a general favorite in the South with all market gardeners. Per oz., 20 cts.;  $\frac{1}{4}$  lb., 50 cts.; lb., \$1.75.

## EARLY VARIETIES OF CABBAGE.

FORMING ROUNDED OR FLAT HEADS.

**Allhead Early.**—This is the earliest of all the large heading Summer varieties, and cannot be too highly recommended for private growing or for the market garden-



Allhead Early Cabbage,

er. It is a selection made from the famous Stein stock, which has been held in the highest esteem by the Cabbage growers of Long Island for many years, for which we have known as high as \$50 per pound to have been paid for the seed by growers on that island. It produces deep, flat, compact heads, which are as solid as a rock and entirely free from loose, spreading leaves, hence its name, Allhead. Fully one thou-

sand more heads can be grown to the acre than any other early Summer variety. Per oz., 25 cts.;  $\frac{1}{4}$  lb., 60 cts.; lb., \$2.00.

**Early Summer.**—This is a very valuable variety, not only for the market gardener but also the private grower, as its heading season is between the Jersey Wakefield and Early Drumhead, producing heads of double the size of the former and almost equal to the latter, frequently weighing from twelve to twenty pounds each; of round-flattened form, very compact, solid, and of excellent quality, its leaves turn into the heads almost as soon as formed, which permits of close planting—about nine hundred plants to the acre. Per oz., 20 cts.;  $\frac{1}{4}$  lb., 50 cts.; lb., \$1.75.

**Henderson's Succession.**—This recently introduced variety, which originated on Long Island, we regard as valuable an acquisition as the famous Early Summer, but produces heads of very much larger size. Whether for an early, medium or late crop, it is equally as valuable; in fact, it produces fine large heads at any season of the year. Per oz., 25 cts.;  $\frac{1}{4}$  lb., 60 cts.; lb., \$2.00.

**Buist's Early Drumhead.**—This popular variety follows the Early Summer in heading, and is one of the most valuable varieties grown. It is ready for marketing two to three weeks earlier than the Late Drumhead, forms large solid, rounded heads, weighing on an average from fifteen to twenty-five pounds each. As a


market variety it is really indispensable, especially for the South, as it withstands



Buist's Early Drumhead Cabbage.


the heat remarkably well. Per oz., 25 cts.;  $\frac{1}{4}$  lb., 75 cts.; lb., \$2.50.

**Buist's Early Flat Dutch.**—This variety is equally as popular as the Early Drumhead. In fact, the only distinction between them is the form of the head, which, although equally as solid and as large in size, is almost flat. It is a sure header and very extensively planted. Per oz., 25 cts.;  $\frac{1}{4}$  lb., 75 cts.; lb., \$2.50.



Buist's Early Flat Dutch Cabbage.

**The Vandergaw, or Midsummer.**—This is a very celebrated variety on Long Island, introduced by a famous market gardener by that name who has for years been selecting his Cabbage especially for




The Vandergaw Early Cabbage.

his own sowing; this continued selection and improvement has made the Vandergaw famous among all the gardeners of Long Island who have annually paid him from \$10.00 to \$20.00 per pound, for his seed for their own sowing. It is almost as early as the Early Summer, but its heads are much larger and more compact; seed sown in April will head in August; sown in May will head in September, or sown early in June will head in October; the latter sowing will make fine heads for Winter use. Per oz., 25 cts.;  $\frac{1}{4}$  lb., 75 cts.; lb., \$2.00.

**All Seasons.**—This variety is a selection of the Early Drumhead, and one that cannot be too highly recommended for either market or private growing; it is almost as early as the Early Summer, but is a larger heading variety and can be raised either for an early, intermediate or late crop, in fact, it is a sure-heading variety at any season of the year, as its name implies; the heads are large, very solid, of fine grain, and remain perfect a long time without bursting. Oz., 20 cts.;  $\frac{1}{4}$  lb., 50 cts.; lb., \$1.75.

**Fottler's Brunswick Drumhead.**—




Fottler's Early Brunswick Drumhead Cabbage.

grain and of delicate flavor. Per oz., 20 cts.;  $\frac{1}{4}$  lb., 50 cts.; lb., \$1.75.

This variety has been for many years a general favorite in the New England States, both as an early Summer crop, and late sowing for Winter use; the seed which we offer is a great improvement over that which is generally sold under this name, producing larger and finer heads with more compact leaves, and always sure of heading; it follows the Early Summer, and ready for market about the same time as the Early Drumhead; the stems are exceedingly short, heads when fully formed almost touching the ground and averaging in weight from twelve to twenty pounds each, of fine

THE GREAT CABBAGE FOR FLORIDA.



LOUISIANA AND OTHER TROPICAL STATES.

## Buist's Florida Header Cabbage

(Produces Heads from 15 to 30 pounds each).

**The Seed of this variety is Sold only under our Seal, in Sealed Packets, Ounces, Quarters, Halves and Pounds. The Great Demand for it requires us to protect ourselves and Customers in this manner.**

**Seed offered in any other way is Spurious Stock.**

**Buist's Florida Header.**—This variety, which we introduced, has become famous not only in Florida and Louisiana, but throughout the entire country, and has already taken the front rank for its certainty of heading and fine market qualities; we have not yet been able to grow sufficient seed to supply the great demand for it; in Florida, Louisiana and other extreme sections of the South, where so much trouble and disappointment frequently occurs in heading cabbage, it has proved a universal favorite, and growers in those sections appear to be wild in its praise and recommendation; and state they have never had any variety to equal it, scarcely a single failure can be found in whole fields, and the heads average from

15 to 30 pounds each; we therefore named it the FLORIDA HEADER. It is now being grown by almost every Cabbage grower in the South. In the Western States which are more favorable for the growth and heading of Cabbage than the South, it has proved equally as successful, and forms heads of a much larger size; it is much earlier than the Drumhead or Flat Dutch, and on account of its not being so rank in growth, can be planted much closer together, therefore producing more heads to the acre. As a variety for market, shipping or private gardens it has no equal. This Seed is put up and Sold only under our Seal, and can be obtained only from our House. Per oz., 25 cts.; 4 oz., 75 cts.; 1 lb., \$2.50; 2 lbs., \$4.50.

**Southern Green Glazed.**—A coarse, loose-headed variety, but very popular in the South, as it is supposed to withstand the attacks of the cabbage-worm better than any other variety; color dark, shining green. Per oz., 15 cts.;  $\frac{1}{4}$  lb., 40 cts.; 1 lb., \$1.50,

It is a well-known fact that Buist's growth of Cabbage Seed gives greater satisfaction, and heads with greater certainty in the South than any other. The reason of this is, that we grow all our seed from selected heads, giving their selections and cultivation personal attention.

There is no variety of vegetable in which there is so much deception, and so much spurious seed sold as Cabbage. To select choice heads for seed which are formed the first year, and then run the chance of their wintering without damage, and continue to cultivate for another season before the seed is ready for harvesting, is a very expensive operation, and no choice seed can be produced in any other way. The cheap seed offered in the trade is of no value to the gardener, as it will never head. One might as well burn his money as to invest in it.

# BUIST'S

## Selected Short-Stem Brunswick Drumhead Cabbage.

(The Seed of this Variety is Sold only under our Seal).




Buist's Selected Short-Stem Brunswick Drumhead Cabbage.

The Great Demand for it requires us to Protect Ourselves and Customers in this manner. Seed offered in any other way is Spurious.

The true Short-Stem Brunswick Drumhead Cabbage has been for many years a general favorite with the market gardener and cabbage growers located in Louisiana, Florida and other tropical sections of this country, not only for its being especially adapted to their climate and great certainty in heading, but also for the size and solidity of the cabbage; but, unfortunately a very large percentage of the seed sent out and sold under the name of Brunswick is either spurious stock or so much mixed with other varieties as to be almost valueless to the gardener; for this reason we have introduced what is known as the


### BUIST'S SELECTED SHORT-STEM BRUNSWICK DRUMHEAD.

—For the past few years we have paid special attention to the improvement and selection of this valuable variety and the seed which we offer will be found superior to any in the world; it is perfection in growth, habit, and in the formation of its heads which are much larger, more compact and closer grain than the old Brunswick; market gardeners who have grown this stock pronounce it the finest they have ever had. It is put up and sold only in our sealed packets, ounces, quarters, halves and pounds and can be had only from our house or from the merchants who handle our seeds. Per oz., 25 cts., ¼ oz., 60 cts.; 1 lb., \$2.00; 2 lbs., \$3.50.



# The Two Great Varieties of Cabbage for the South.

THEY HEAD WHEN ALL OTHERS FAIL.



Buist's Improved Large Late  
Drumhead Cabbage.



Buist's Improved Large Late  
Flat Dutch Cabbage.

**If You Grow Cabbage, You Know the Value of Good Seed  
That is Sure to Grow and Sure to Form Fine Heads.**

## ABOUT THE CULTIVATION OF CABBAGE.

There are but few Crops more profitable, if successfully Grown.

Among the entire list of vegetables there is no class more generally cultivated and more important to the gardener than Cabbage, and none more frequently found degenerated or spurious. To cultivate a crop the entire season, anticipating a certain profit to be derived from it, and find you are only remunerated by long spindle-shanks without heads, is certainly very provoking, to say nothing about the distress it frequently occasions to parties who are depending upon marketing their crop for support. For this reason we have made the cultivation and improvement of Cabbage a specialty for a number of years, by selecting each year the largest and most perfectly formed heads for our own seed stock. This repeated selection, extending over a period of twenty-five successive years, has produced what is considered by experienced cabbage-growers as the finest strain of Flat Dutch and Drumhead Cabbage in the world.

They have also proved to be the best varieties for the SOUTHERN STATES, where so much difficulty is always experienced in heading Cabbage, and in the Eastern and Western country, where the weather is more favorable for the growth of Cabbage than in the South, whole fields have averaged heads weighing over thirty pounds, and many as high as fifty pounds each. In good, rich soil, and a favorable season, the heads will grow to an enormous size, frequently attaining fifteen to twenty inches in diameter. Thousands of acres of these varieties are annually cultivated in this vicinity for supplying our city markets and for shipping. They are large spreading varieties, generally very broad and flat at the top, and of a close, firm nature. Early Summer sowings will commence heading in October; seeds sown in April will head in July and August. Seeds of these varieties can be sown in the South in Early Fall, or as late as December. The plants will continue growing all Winter, and will head up in Early Spring.

To produce good heads of Cabbage pure seed must be planted, and too much care cannot be exercised in obtaining it. Low-priced seed, or seed of doubtful quality, will never prove a profitable investment to the purchaser. For our own planting we would rather pay a hundred dollars a pound for pure seed than receive a pound of doubtful quality as a gift. It would be painful indeed to find at the close of the season that you had been cultivating a worthless crop the entire Summer, to say nothing of the loss sustained in manure, labor, etc.; yet such are the misfortunes of the inexperienced year after year. Thousands of pounds of English or imported seed are annually sold in this country (because cheap?), and not one plant in a thousand ever heads; in fact, this is the only kind of seed that the COMMISSION SEED HOUSES put up in their gaudy packets, which flood the country and which occasion so much loss and disappointment to the innocent purchaser.

You will never fail in raising good crops of Late Cabbage if you sow BUIST'S THOROUGHbred STOCKS, which are BUIST'S IMPROVED DRUMHEAD, BUIST'S IMPROVED FLAT DUTCH, BUIST'S FLORIDA HEADER, and BUIST'S SHORT-STEM BRUNSWICK DRUMHEAD.



LATE VARIETIES OF CABBAGE. FOR AUTUMN AND WINTER.

FORMING LARGE SOLID HEADS.

THE GREAT CABBAGE FOR THE SOUTH.

THE GREAT CABBAGE FOR ANY STATE.



**Buist's Prize Medal Drumhead Cabbage.**

**The Great Prize Medal Stock. Awarded 22 Premiums in One Year.**


Will Produce Large Solid Heads, in any Country and in any Soil. The richer the Soil the finer the Heads.

**The Seed of this Cabbage is Sold only under our Seal, in Sealed Packets—Ounces, Quarters, Halves and Pounds. The Great Demand for it Requires us to Protect Ourselves and Customers in this Manner. Seed Offered in any other way is Spurious Stock.**


**Buist's Prize Medal Drumhead (Improved).**—Every owner of a garden or cultivator of a Cabbage is familiar with the name of Drumhead, as it has been the most popular of all varieties for over a century, and is sold and purchased in every market of the world. But, unfortunately for the gardener and planter, all seed sold under this name is not by any means what it should be; some grow, others never show a sign of life; some produce no heads, others small and defective ones, some head well and others show a greater improvement not only in their growth and habit but in the large and perfect heads they produce; the latter is what is claimed for the Buist's Improved Drumhead. We are not only the most extensive growers of Cabbage in this country, but make and have made, for over twenty-five years, the

selection and improvement of our seed a special study. Each year the finest heads from our growing crops are selected and planted out especially to seed the following season, the centre seed stocks of which are only allowed to produce seed. This continued improvement for so long a period has produced a stock of Drumhead Cabbage that has no equal for its compact growth, short stem, and for its large and beautiful heads. Letters are annually received from every section of our country speaking its praise. In the Eastern and Western States the heads will attain from 25 to 60 lbs., and in the South from 15 to 30 lbs. each. Seed sown in Apr 1 will head in July and August; sown in May will head in September and October—and as sure as the sun rises. Per oz., 25 cts.; ¼ lb., 75 cts.; 1b., \$2.50; 2 lbs., \$4.50

**Buist's Prize Medal Flat Dutch.** (Improved).—This celebrated variety, the Seed of which is sold only under our Seal, is called by many the **SURE HEADER**, and is well named, for it never fails in forming fine heads in any soil and in any climate. Its popularity with market gardeners and private growers increases with each year. It is of the easiest culture, and will always produce a profitable crop. Our annual sales of it are continually increasing, and wherever it has been introduced it has taken the lead in that section, having been found the most profitable to grow on account of its great uniformity in heading, and for the large and magnificent heads produced, ranging from 15 to 40 pounds each. It has been improved in the same manner in its selection as Buist's Prize Medal Drumhead. Per oz., 25 cts.;  $\frac{1}{4}$  lb., \$.75; 1b., \$2.50; 2 lbs. \$4.50.



Buist's Prize Medal Flat Dutch Cabbage.



Danish Ball Head Cabbage.

**Danish Ball Head.** (Hollander or Amarger).—This variety has been for over a century the famous Cabbage of Denmark and is about the only variety grown by the market gardeners of that country and the adjacent Islands of the Baltic, for an early Summer, Fall or Winter crop which is exported in large quantities; it is so highly prized that there is great rivalry among them in the improvement of the


stock seed which each one raises for his own sowing; the heads are round, very solid, of medium size, fine grain and good keepers; the seed which we offer is of our own importation, direct from one of the most extensive growers of Denmark. Per oz., 30 cts.;  $\frac{1}{4}$  lb., 75 cts.; 1b., \$2.75; 2 lbs., \$5.00.

**Premium Large Late Flat Dutch.**—One of the oldest varieties in existence, and more largely planted than any other sort, producing large, solid heads of bluish-green, with a broad and flat surface. When touched with frost, the outer leaves become tinted with reddish-brown; the head is white, crisp and tender. Too much care cannot be taken in the selection of your seed, as over half of the seed sold of this and the Premium Drumhead are spurious. **PLANT BUIST'S IMPROVED**, which is grown from our choicest selected heads. Per oz., 20 cts.;  $\frac{1}{4}$  lb., 50 cts.; 1b., \$1.75; 2 lbs., \$3.00.

**Premium Large Late Drumhead.**—Similar in every respect to the Flat Dutch in its growth and general habit, but producing heads which have a more rounded top. **Plant Buist's Improved**; it is always grown from selected heads. Per oz., 20 cts.;  $\frac{1}{4}$  lb., 50 cts.; 1b., \$1.75; 2 lbs., \$3.00.

**Autumn King or World Beater.**—This famous variety originated on Long Island and is well named, as it is one of the largest and finest varieties, and will always produce large, solid heads. Stalk short, foliage dark green and compact, with a purplish brown tinge. Oz. 25 cts.;  $\frac{1}{4}$  lb., 75 cts.; 1b., \$2.00; 2 lbs., \$3.50.

# THE GREAT SUREHEAD CABBAGE.



The Great Surehead Cabbage is popular with all for its size and sure heading; the demand for this famous variety is annually increasing; its name is almost an assurance of its quality, as any variety which is a sure-header is just what is required, whether it is a selection of the Drumhead, Flat Dutch, or any other sort. The Surehead has all the individual type of the Large Flat Dutch, and emanated from that variety by selection; it is needless to say that it is one of the best varieties for a main crop, and it heads uniformly, evenly and solidly, ranging from fifteen to twenty-five pounds each; it is of fine texture, a remarkable keeper, and a good shipper. Per oz., 20 cts.;  $\frac{1}{4}$  lb., 50 cts.; 1 lb., \$1.75; 2 lbs., \$3 00.

**Louisville Drumhead.**—A fine short-stemmed strain of Late Drumhead, highly esteemed by the market gardeners of the Southwest, where it is said to stand warm weather better than most other sorts. The heads are of good size, round, flattened on the top, fine grain and keeps well. Per oz., 20 cts.;  $\frac{1}{4}$  lb., 50 cts.; 1 lb., \$1.75.

**Stone-Mason Drumhead.**—A desirable market variety, producing medium-sized, solid heads; quite a popular variety in the Eastern States. Per oz., 20 cts.;  $\frac{1}{4}$  lb., 50 cts.; 1 lb., \$1.75.

**Marblehead Mammoth Drumhead.**—This is a coarse-growing variety, and inferior to the Late Drumhead of this market; it heads very well in cool sections, but is not a reliable heading variety for the Southern States. Per oz., 15 cts.;  $\frac{1}{4}$  lb., 40 cts.; 1 lb., \$1.50.

**Red Dutch.**—This sort is principally used for pickling, and is sometimes sliced in salads; it is also an excellent dish when boiled; the head is of medium size, very solid, of a heart-shape, and of a red, pur-

plish color. The darker the color, and the more thick and fleshy the leaves, the more valuable; it is in perfection from October until Christmas. Per oz., 20 cts.;  $\frac{1}{4}$  lb., 50 cts.; 1 lb., \$1.75.

**Mammoth Red Rock.**—This recently introduced variety is the largest of the red varieties, producing heads averaging from ten to fifteen pounds each; the heads are of a deep red color to the very centre, and as solid as a rock; it is best of all for boiling purposes. Per oz., 20 cts.;  $\frac{1}{4}$  lb., 60 cts.; 1 lb., \$2.00.


**Blood-Red Berlin.**—This is the finest of all red varieties, is of medium size, and of a very dark blood-red color; it is the best for both pickling and boiling. Per oz., 25 cts.;  $\frac{1}{4}$  lb., 60 cts.; 1 lb., \$2.00.

**Early Blood-Red Dwarf Erfurt.**—A very early and Dwarf variety, forming small heads which are almost as solid as a rock and of a dark-red color; the best for pickling purposes. Per oz., 20 cts.;  $\frac{1}{4}$  lb., 50 cts.; 1 lb., \$1.75.

## CURLED SAVOY CABBAGE.

There are many who object to ordinary Cabbage for the table but who enjoy the Savoy, in our estimation it is much to be preferred; when touched by frost it is of the most delicious flavor; and is an excellent substitute for cauliflower, and should be prepared for the table in the same manner, and served with the same dressing.

**Large Drumhead Savoy.**—A variety of Cabbage producing beautiful curled leaves,



Green Curled Savoy Cabbage.

which, when touched by frost, become very

tender and delicious in flavor, closely resembling the delicacy of Cauliflower. This variety forms quite a compact head. Per oz., 20 cts.;  $\frac{1}{4}$  lb., 60 cts.; lb., \$2.00.

**Green Curled and Globe Savoy.**—

These varieties are very similar to each other. They do not, however, head firm, but the whole of the head can be used; are much improved in quality by frost. Per oz., 20 cts.;  $\frac{1}{4}$  lb., 60 cts.; lb., \$2.00.

**Perfection Drumhead Savoy.**—This is the largest of all the Savoy varieties, and best for market. Per oz., 20 cts.;  $\frac{1}{4}$  lb., 60 cts.; lb., \$2.00.

## CARROT.

This vegetable requires a deep, rich, light, sandy soil, well manured. If the ground is not of this quality, it should be dug deep and well broken the year previous. If for field culture the ground should be subsoiled, as in all shallow or hard soils the roots fork or spread in a lateral direction, injuring both their size and quality. Sow early in Spring, in shallow drills, half an inch deep and nine to twelve inches apart, which admits of the hoe being made use of in thinning out the crop and clearing off the weeds. As soon as the plants are up and can be distinctly observed in the rows, take a three-inch hoe and thin them out to two or three inches apart. The main crop, intended for Fall and Winter, should be thinned to six inches apart. Frequent stirring of the soil is very essential to the growth of the roots. Should the surface of the soil become baked before the young plants appear, loosen it by gentle raking. From the first of May to the first of June is the period to sow for a main crop, which will be ready to harvest about the first of November. In the Southern States they can be sown in the Fall, and will continue growing all Winter, and be fit for the table in early Spring. The seed will germinate more freely in dry weather by soaking it twelve hours in cold water, and mixed with sand before sowing. The crop is ready for harvesting as soon as the tops commence turning yellow. They should be taken up in dry weather. Cut off the tops to within about an inch of the crown and pack the roots in dry earth or sand in the cellar for Winter use; or they may be pitted out of doors, covered with two inches of straw and a foot of earth, to keep them from frost, when they can be used until the following April. Beets, and all similar roots, can be kept in the same manner.


**Early French Forcing, or Short Horn.**—

A favorite Carrot of small size, prized on account of its extreme earliness and superior flavor; best for forcing. Per oz., 10 cts.;  $\frac{1}{4}$  lb., 30 cts.; lb., \$1.00.

**Early Scarlet Dutch Horn.**—This has always been the general favorite for an early crop. It is of a bright orange color, of delicate flavor. Owing to the shortness of the root it will grow in less depth of soil than any other variety. The seed which we grow has a very great reputation among market gardeners for its bright color and beautiful form. Per oz., 10 cts.;  $\frac{1}{4}$  lb., 25 cts.; lb., 75 cts.



tender and delicious in flavor, closely resembling the delicacy of Cauliflower. This variety forms quite a compact head. Per oz., 20 cts.;  $\frac{1}{4}$  lb., 60 cts.; lb., \$2.00.

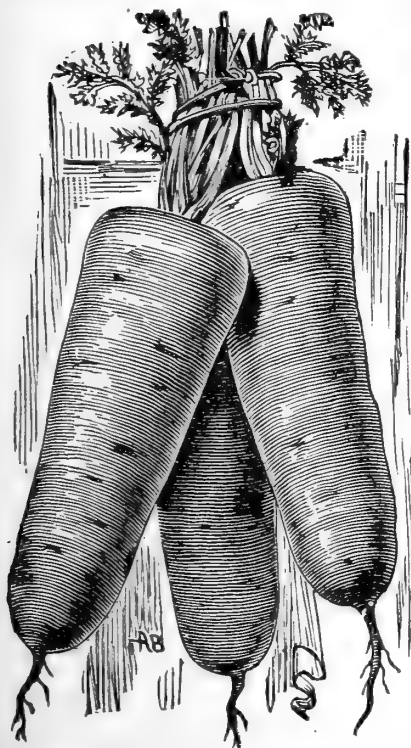


Early Ox-Heart or Guerande Carrot.

**Early Ox-Heart, or Guerande.**—A French variety of recent introduction, which is a decided acquisition. It is intermediate between Half Long and Horn varieties, and is perfectly distinct. The shape is nearly oval and the color and quality all that can be desired. Per oz., 10 cts.;  $\frac{1}{4}$  lb., 25 cts.; lb., 75 cts.

**Buist's Improved Early Half-Long Scarlet.**—This is also known as the French Intermediate. It is a very popular variety, not only in France but with all market gardeners of this country. It is two weeks later than the Early Horn, but of twice its size; of scarlet color, beautiful tapering form, and exceedingly delicate in flavor. Knowing its great superiority as a market variety, we have made continued selections of both form and color, and have a stock that cannot be surpassed. We regard it as the most profitable market variety. Per oz., 10 cts.; 4 oz., 25 cts.; lb., 75 cts.

**Early Half-Long Scarlet Chantenay.**



Early Scarlet Chantenay Carrot.

—This variety is a great favorite in the Paris markets and the most popular with the French gardeners. It may be called a model, or perfect variety not only for its beautiful and regular form, its brilliant orange scarlet color, but for its great uniformity of growth, its earliness, productivity and fine flavor. It is similar to the Early Horn,

but of twice its size, with broad shoulders and the root tapering abruptly at the end. It is earlier than the Half-Long Danvers and one of the most salable market varieties. Per oz., 10 cts.;  $\frac{1}{4}$  lb., 25 cts.; lb., 75 cts.

**Danvers Half-Long Scarlet.**—An intermediate or half-long variety, stump rooted, of handsome form, of a bright orange red color and very productive. A very desirable variety for market gardeners. Per oz., 10 cts.;  $\frac{1}{4}$  lb., 25 cts.; lb., 75 cts.

**Saint Vallery Half-Long Scarlet.**—The roots grow very regular and smooth; they are of good size, being from ten to twelve inches in length and two to three inches in diameter at the top, tapering gradually from the shoulder to the tip of the root; valuable for its great productiveness, and also for its rich color and sweet flavor. Per oz., 10 cts.;  $\frac{1}{4}$  lb., 25 cts.; lb., 75 cts.

**Half-Long Scarlet Blunt-Rooted.**—This variety may be considered as one of the pointed-rooted class, as it is not so slender as the Half-Long Intermediate, but the root ends in a blunt cone, color bright scarlet, of fine flavor, and one of the best varieties for market or private gardens. Per oz., 10 cts.;  $\frac{1}{4}$  lb., 25 cts.; lb., 75 cts.

**Early Half-Long Scarlet Nantes.**—This is another popular variety in France for a main crop, in the "Halle Centrale," the great French Market of Paris for Vegetables. Over a hundred two-horse cart-loads of them are sold every day of the week, including Sundays. The roots are of a beautiful scarlet color, perfectly cylindrical in form, with a blunt rounded point, smooth skin, and neck of the root hollowed out around the leaf-stalk; flesh sweet and of mild flavor and almost coreless; very desirable. Per oz., 10 cts.;  $\frac{1}{4}$  lb., 25 cts.; lb., 75 cts.

**Early Half-Long Scarlet Carentan.**—An excellent variety for either market or private gardens; it is bright scarlet, of a half-long shape, and is entirely coreless; very desirable. Per oz., 10 cts.;  $\frac{1}{4}$  lb., 25 cts.; lb., 75 cts.

**Buist's Improved, or Prize Long Orange,** is the most popular variety in this country for a general crop; is of a bright scarlet color and very productive; in deep, rich soil will frequently grow two feet in length, and produce six hundred bushels to the acre. Per oz., 15 cts.;  $\frac{1}{4}$  lb., 25 cts.; lb., 75 cts.

**Long Orange.**—A coarse-growing variety, generally grown for stock feeding; is a strong grower, of an orange color, and very productive. Per oz., 10 cts.;  $\frac{1}{4}$  lb., 30 cts.; lb., 75 cts.



## CAULIFLOWER.

The Cauliflower is considered the most delicate of the entire class of vegetables, and is much sought after in all markets of the world; its cultivation is not generally understood, even by some of our most intelligent growers. Our Philadelphia markets have always been famous for the display of beautiful vegetables, grown by our gardeners; but, strange to say, they can rarely produce a first-class Cauliflower of their own growth, but are obliged to depend on the growers of Long Island for their supplies. For an early crop sow in September, and transplant in frames hereafter described; for Fall crop sow in a hot-bed early in Spring, and transplant, when the season is favorable, into light, rich soil.

To grow the Cauliflower to perfection, prepare a bed of light, rich soil, two feet deep, and one-third of it composed of well-decomposed manure; select an open exposure, sheltered from the northwest; the whole to be surrounded with a close frame and covered with glass or shutters; it should be prepared about the 1st of October, and allow the beds to settle two weeks before planting; lift the plants carefully from the seed-bed and plant them into the frame eighteen inches apart each way; give a gentle watering to the soil around the plants, press them down firmly, and little or no more water will be required until Spring. Between each of these plants Lettuce can be planted, which will head during the Winter or early Spring, before the Cauliflowers form any size. The frame should be banked up on the outside with manure or dry litter, to exclude the frost, and cover the sash or shutters with dry straw or mats during severe weather, observing to give plenty of air on clear, mild days, which will prevent the plants from damping off. When they commence growing in Spring they should receive copious waterings to promote their growth, as when once checked by drought they rarely recover. Should the flowers open more rapidly than they can be used, they can be retarded by closing the leaves over the heads, which will also cause them to blanch and be more tender.

THE BEST VARIETY FOR



FORCING OR COLD FRAME CULTURE.

Buist's Selected Early Snowball Cauliflower.

**Buist's Selected Early Snowball.**—

The Snowball is a famous variety throughout the world, and Buist's is regarded as one of the finest strains; it is, without question, the best for either market or private growing; there is no variety earlier and none that heads with greater certainty; the heads are large and beautifully formed and of the most delicate flavor, and averaging nine to ten inches in diameter, of very close and compact growth, with very short outer leaves, enabling one-third more to be grown in the same space than any other variety; it eclipses them all for either forcing or cold-frame culture. Per packet,

25 cts., or 5 packets, \$1.00;  $\frac{1}{4}$  oz., 75 cts.;  $\frac{1}{2}$  oz., \$1.50; oz., \$2.50;  $\frac{1}{4}$  lb., \$8.00.

**Mount Blanc.**—This variety is one of the largest and finest Cauliflowers known; is suitable either for forcing or for a general crop, producing large, snow-white heads, which are well protected by its leaves, and of the most delicate flavor; stem of medium growth; leaves long and smooth; very desirable. Per packet, 25 cts.; 5 pkts., \$1.00;  $\frac{1}{2}$  oz., \$1.50; oz., \$2.50;  $\frac{1}{4}$  lb., \$8.00.

**Extra Early Dwarf Erfurt.**—A favorite early market variety, and very desirable for forcing, producing fine-sized heads. Per pkt., 25 cts.;  $\frac{1}{2}$  oz., \$1.50; oz., \$2.50;  $\frac{1}{4}$  lb., \$8.00.

**Algiers**, a famous late variety, producing fine large, solid white, heads; it is a strong grower and a sure header if its growth does not become checked. Per pkt., 10 cts.; ½ oz., 40 cts.; oz., 75 cts.; ¼ lb., \$2.25; lb., \$8.00.

**Early Dwarf Erfurt**.—An excellent variety, producing large, white, compact heads, of fine quality. Per pkt., 10 cts.; ½ oz., 80 cts.; oz., \$1.50; ¼ lb., \$5.00; lb., \$18.00.

**Extra Early Paris**.—The best known of all the varieties; tender and delicious. Per pkt., 10 cts.; ½ oz., 50 cts.; oz., 75 cts.; ¼ lb., \$2.00; lb., \$7.50.

**Half-Early Paris, or Nonpareil**.—One of the most popular varieties; heads

very white and compact; good for an early or late crop. Per pkt., 10 cts.; ½ oz., 50 cts.; oz., 75 cts.; ¼ lb., \$2.00; lb., \$7.50


**Lenormand's Short Stem**.—A superior variety, with fine, large, and well-formed heads. Per oz., 60 cts.; ¼ lb., \$2.00; lb., \$7.00.

**Veitch's Autumn Giant**.—A valuable and distinct late variety, producing large, white, firm heads, well protected by the foliage. Per pkt., 10 cts.; oz., 50 cts.; ¼ lb., \$1.75; lb., \$6.00.

**Walcheren**.—A favorite late variety, very hardy, producing large, white, firm heads, of uniform closeness. Per pkt., 10 cts.; oz., 50 cts.; ¼ lb., \$1.75; lb., \$6.00.

**CELERY.**

A much-esteemed esculent, when produced in perfection. Sow in the garden very early in Spring, in moist, rich ground; when the plants are from four to six inches high, cut off the tops and transplant them six inches apart, into trenches four inches deep and nine wide, and trenches three feet apart. The soil for Celery can scarcely be too rich in manure of the proper description; it should be well decayed, and not of a drying nature. In dry weather a good supply of water or soapsuds is essential, the latter the best material that can be used; never allow the plants to become stunted, but keep them growing. Some cultivators earth up at intervals, while others permit the plants to retain their full growth, and earth up all at once; the latter is the best method. About the 1st of October earthing up may proceed without injury, but let it be done firmly and evenly, and in a slanting direction, from the base to nearly the top of the leaves; in this state it will remain sound for a long time. Should the weather become very severe, dry litter or straw should be spread over the plants. It is well on the approach of cold weather to lift a quantity and bury in sand or earth in the cellar, which will keep for several weeks. To grow large and crisp Celery, give copious waterings daily of soapsuds or liquid manure. Celery which is earthed or banked up early is liable to rust, which destroys the stalks.



White Plume. Golden Dwarf, Buist's Mammoth White. Half Dwarf. Boston Market.

**Buist's Mammoth White Solid**.—A variety of our introduction, producing immense stalks, which when blanched are solid, crisp and tender. It is undoubtedly

the best large variety. Per oz., 25 cts.; ¼ lb., 60 cts.; lb., \$2.00.


**Large White Solid**.—A medium-sized white, solid, crisp variety, which is much

smaller in size than Buist's Mammoth White and not as solid. Per oz., 20 cts.;  $\frac{1}{4}$  lb., 50 cts.; lb., \$1.75.

**Golden Dwarf.**—A very beautiful and valuable variety. In habit and growth it is similar to the Half-Dwarf kinds. The heart is large and of a waxy golden yellow, making its appearance exceedingly attractive. It is quite solid, of fine flavor, and keeps well. Per oz., 20 cts.;  $\frac{1}{4}$  lb., 50 cts.; lb., \$1.75.

**White Plume.**—This famous variety, which was introduced a few years since, is of an entirely distinct type of this popular vegetable, but should be grown only for Fall and early Winter use, as it is liable to rust and decay; it being an early variety, will therefore not keep without damaging. A very desirable feature of this celery is, that (similar to the *Golden Self-Blanching*) its stalks and portions of its inner leaves and heart are white, so that by closing the stalks, by simply drawing the soil up against the plant and pressing it together with the hands, the work of blanching is completed, as it requires no banking or earthing up. Per oz., 20 cts.;  $\frac{1}{4}$  lb., 60 cts.; per lb., \$2.00.

**Golden Self-Blanching.**—This is one of our very best varieties, and should be grown by all lovers of fine Celery. It is similar in habit and growth to the White Plume, being quite dwarf and compact, and is self-blanching, requiring little or no banking up. Its stalks are perfectly solid, crisp, brittle, and of delicious flavor, while the heart is of a rich golden yellow color.



Buist's Golden Market Celery.

It cannot be recommended too highly. Per oz., 30 cts.;  $\frac{1}{4}$  lb., \$1.00; lb., \$3.00.

**Boston Market.**—A variety grown almost exclusively by the market gardeners

of Boston; it has the peculiarity of forming miniature stalks by its branching habit. Is solid, crisp, and desirable. Per oz., 20 cts.;  $\frac{1}{4}$  lb., 50 cts.; lb., \$1.75.

**Giant White Pascal.**—A selection from the famous Self-Blanching. It produces very broad and thick stalks, which are very crisp and tender and of a very rich and nutty flavor; it requires very little earthing up, bleaches rapidly, keeps well, and is exceedingly crisp. Per oz., 20 cts.;  $\frac{1}{4}$  lb., 50 cts.; lb., \$1.75.

**Sandringham Dwarf White.**—An English variety, which originated in the garden of the Prince of Wales; is an improvement on the Incomparable Dwarf, being rather larger in its growth and of finer quality. We consider it one of the best dwarf varieties. Per oz., 20 cts.;  $\frac{1}{4}$  lb., 50 cts.; lb., \$1.75.

**Dwarf Golden Heart.**—One of the most desirable of the golden varieties; stalks large, with a beautiful golden yellow heart; is solid, crisp, and of rich flavor; is one of the most desirable market varieties. Per oz., 15 cts.;  $\frac{1}{4}$  lb., 40 cts.; lb., \$1.50.

**Pink Plume.**—Similar in every respect to the White Plume except in color, which is a very beautiful and delicate shade of pink; is solid, crisp and tender. Per oz., 20 cts.;  $\frac{1}{4}$  lb., 60 cts.; lb., \$2.00.

**Winter Queen.**—A very late variety, with fine keeping qualities; is half dwarf, but has a very thick and heavy stalk; is creamy white when blanched. Per oz., 25 cts.;  $\frac{1}{4}$  lb., 60 cts.; lb., \$2.00.

**Perfection Heartwell.**—One of the most desirable varieties in cultivation; stalks large but compact; very solid, crisp, and blanches well. Per oz., 20 cts.;  $\frac{1}{4}$  lb., 50 cts.; lb., \$1.25.

**Buist's Golden Market.**—This variety is quite distinct from all other golden sorts, and is a hybrid between the French Self-Blanching and Golden Dwarf; its habit is half dwarf, of a beautiful transparent golden color, remarkably crisp and tender, and has a rich, nutty flavor. It is not only the best for family use, but the most salable variety for market. Per  $\frac{1}{2}$  oz., 20 cts.; oz., 30 cts.;  $\frac{1}{4}$  lb., 75 cts.; lb., \$2.50.


**Celeriac, Turnip-Rooted or German Celery.**—This vegetable is very popular with the Germans, and is grown exclusively for its roots, which are *turnip-shaped*, very smooth, tender and marrow-like. The

roots are cooked and sliced; or, used with vinegar, they make an excellent salad; are also used to flavor meats and soups. Per oz., 15 cts.;  $\frac{1}{4}$  lb., 40 cts.; lb., \$1.50.



**CORN SALAD.**

This vegetable is also sometimes called VERTICOST, or LAMBS' LETTUCE, and is used as a salad during the Fall, Winter and Spring months; it is grown very extensively for the Philadelphia and New York markets. The leaves should always be picked, not cut; if sown early in the Spring, in rows nine to twelve inches apart, it is fit for use in from six to eight weeks; but the proper time for sowing is September, and cover thinly with straw or hay when cold weather sets in, as it is protected the same as Spinach; it is also largely grown in cold frames and covered with straw mats or shutters; it will then continue growing all Winter, and will be more convenient to use. There are two varieties, the large and small seeded; the former is the best, as it produces larger leaves. Per oz., 10 cts.;  $\frac{1}{4}$  lb., 20 cts.; 1b., 50 cts.



Large-Leaved Corn Salad.

**SOUTHERN COLLARDS (or Colewort).**

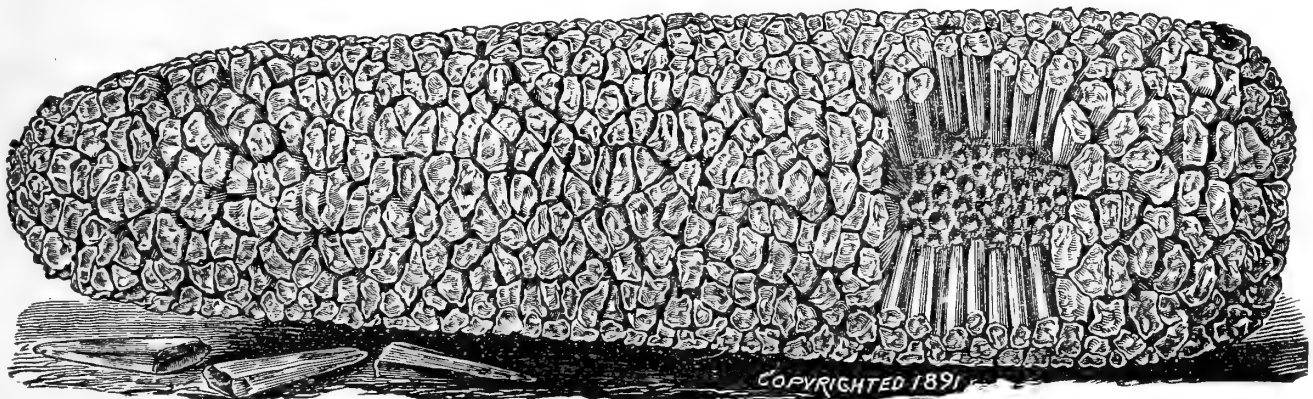
Collards is scarcely known in any other section of this country but in the South, where it originated, and where it is cultivated more extensively than any other vegetable, because it is well adapted to that country and is always a sure crop. It is almost a daily dish for rich or poor and for both man and beast. A dish of Collards and Bacon (or, as it is invariably called, "Bacon and Greens") always produces a smile from the most crusty countenance. In fact, I believe they would prefer it to a Delmonico's dinner; it is the only dish that causes the dusky gentlemen of that country to show up their ivories. It is a species of Cabbage, which is not only very hardy but a vigorous and continuous grower, producing a mass of leaves and very good heads; the former are stripped off and used as they form, and continues growing and finally heads. The crop is much improved by a touch of frost.

**Georgia White Stem Collards.**—Per oz., 15 cts.;  $\frac{1}{4}$  lb., 40 cts.; 1b., \$1.00.

**Buist's Cabbage Collards.**—Per oz., 20 cts.;  $\frac{1}{4}$  lb., 50 cts.; 1b., \$1.25.

**SUGAR CORN (for Garden Culture).**

Plant about the last of Spring, in hills about three feet apart each way; dwarf varieties can be planted closer; place a shovelful of manure or a handful of good phosphate in each; five or six grains to a hill is sufficient; when up thin them out, allowing three of the strongest plants to remain; thorough cultivation is necessary to secure a good crop. When a succession is required for the table, plant every two weeks until the middle of Summer. There has been great improvements made the past few years in the quality of Sugar Corn, and some of the recently introduced varieties are of luscious quality.



Country Gentleman Sugar Corn.

**Early Red Cob Cory.**—Repeated and impartial tests not only of varieties already known, but also of new early varieties claiming to be as early or earlier than the Cory have convinced us that the Cory is undoubtedly the earliest of all, and the very best extra early Sweet Corn. Those desiring a first early variety can make no mistake in planting the Cory as it is of luscious quality; it is of dwarf habit and can be planted two and a half feet apart each way. Per qt., 25 cts.; 4 qts., 75 cts.; peck, \$1.25; bush., \$4.00.

**Early White Cob Cory.**—This very popular and desirable variety is identical with the Red Cory in both quality and earliness. The color of the corn and cob however is white, and by many preferred on that account. Per qt., 25 cts.; 4 qts., 75 cts.; peck, \$1.25; bush., \$4.50.

**Early Marblehead.**—Next to the Cory is the earliest of all Sweet Corn. In appearance it resembles the well known Early Narragansett. The stalk is dwarf and it sets its good sized ears very low down. Qt., 25 cts.; 4 qts., 75 cts.; pk., \$1.25; bush., \$4.00.

**Early Minnesota.**—Very early, of dwarf habit, producing ears of fair size but of very choice quality. Qt., 25 cts; 4 qts., \$1.25; peck, \$1.25; bush., \$4.50.

**Early Cosmopolitan.** This is one of the best of the earliest varieties, producing well-filled ten rowed ears which are equal in size to the Crosby's Early; of sweet and delicious flavor; grows 5 to 6 feet high; qt., 25c; 4 qts., 75c; peck, \$1.25; bush., \$4.50.

**Ne Plus Ultra or Shoe Peg.**—Is undoubtedly a variety of great value and is especially recommended for private gardens as there is no variety that can equal it for sweetness or delicacy of flavor and may be termed as an epicures selection; it is of dwarf growth, producing ears ranging from five to seven inches in length and from three to four to a stalk, the grains are exceedingly deep and crowded irregularly on the cob. Qt., 30 cts.; 4 qts., \$1.00; peck, \$1.75; bush., \$6.50.

**Stabler's Early Pedigree.**—A valuable second early corn, remarkably large for so early a ripener. Yields an abundant crop, is desirable for family use and one of the most profitable for market; is sweet and delicious. Qt., 25 cts.; 4 qts., 75 cts.; peck, \$1.25; bush., \$4.50.

**Crosby's Early.**—This improved variety follows the Extra Early varieties of Sugar for the table and stands to day as one of the most valuable and popular varieties for an early crop; it is of dwarf habit produces medium sized ears which have from ten to twelve rows, very productive and of luscious quality, cannot recommend it too highly. Qt., 25 cts; 4 qts., 75 cts.; peck, \$1.25; bush., \$4.75.

**Perry's Hybrid.**—An early twelve-rowed variety growing only four to five feet high, with ears as long as the Crosby, and set very low on the stalk. Kernels white, large, sweet and very tender. Qt., 25 cts.; 4 qts., 75 cts.; peck, \$1.25; bush., \$4.75.

**The Country Gentleman.**—This variety is a selection and improvement of the famous Shoe Peg, which is so highly extolled by all lovers of Sugar Corn. Its improvement consists of much larger sized ears, and producing from three to four ears to the stalk; it is of delicious quality and is without doubt the most delicate and sweetest of all Sugar Corns; cannot be recommended too highly. Qt., 30 cts.; 4 qts., \$1.00; peck, \$1.75; bush., \$6.50.

**Potter's Excelsior, or Squantum.**—It ripens early and has large twelve-rowed ears and deep grains. It is remarkably sweet, sugary, and peculiarly succulent and tender. Qt., 25 cts; 4 qts., 75 cts.; peck, \$1.25; bush., \$4.50.

**Early Metropolitan.**—This is one of the best second early varieties, producing large-size ears, which are about eight inches long, ten to twelve rows, of

sweet and delicious quality. Qt., 25 cts.; 4 qts., 75 cts.; peck, \$1.25; bush., \$4.50.

**Early Triumph.**—An early and very desirable variety, of sweet and delicate flavor, producing a large ear and small-sized cob. Qt., 25 cts; 4 qts., 75 cts; peck, \$1.25; bush., \$4.75

**Hickok's Improved Sugar.**—An old and very highly esteemed second early variety, which is grown quite extensively in the Eastern country for market; ears of medium size, and succeeds the Early Concord; is of sweet flavor. Qt., 25 cts.; 4 qts., 75 cts.; peck, \$1.25; bush., \$4.50.


**Late Mammoth.** This variety produces the largest ears of any Sugar Corn and one of the best Market varieties where size is required; is of sweet and delicious quality; Per qt., 25 cts; 4 qts., 85 cts.; peck, \$1.50; bush., \$5.50; 5 bush., at \$5.25.

**Perkin's Early Market.**—Those who follow trucking for market should not overlook planting this remarkable Early White variety, as it is the only one of the early sorts which produces a large size ear, and for this reason 't sells more readily than any other; although not classed among the varieties of sugar, it is remarkably sweet and delicious; it is also more hardy, and can be planted earlier than any other variety with perfect safety; the ears average from 7 to 8 inches in length and have 12 rows. Qt., 20 cts.; 4 qts., 60 cts.; peck \$1.00; bush., \$3.00.

#### **New - England Eight - Rowed Early Sugar.**

This variety we have cultivated for a number of years, and find it unequalled for an early sort; the ears are of large size, has but eight rows and of delicious quality. Qt., 25 cts.; 4 qts., 75 cts; peck, \$1.25; bush., \$4.50.

**Egyptian Sugar.**—This is one of the best of the large varieties of vigorous habit; ears large, having from twelve to fifteen rows, kernels of good size, and very productive; it is very sweet and tender and of delicious flavor: invaluable for canning. Per qt., 25 cts., 4 qts., 85 cts., peck, \$1.80; bush., \$6.00; 5 bush. at \$5.75; 10 bush, at \$5.50.



Perkin's Early Market Corn.

**Early Mammoth Sugar.**—The largest of all the Sugar varieties producing perfect ears of immense size, having from twelve to sixteen rows, a fine market variety, and follows the New England eight-rowed Sugar in ripening. Sweet and delicious. Qt., 25 cts.; 4 qts., 85 cts.; peck, \$1.50; bush., \$5.50.

**Stowell's Evergreen Sugar.**—This is not only the most celebrated but the most popular of all varieties, although not an early sort. It is, without any exception, the best for table use of the entire lot, although quite late. Some may observe they have tried it, and find it not equal to the ordinary Sugar; to such we say, you have not had the pure stock, as no variety degenerates so quickly without the grower is exceedingly careful; we have very frequently observed samples sent out by some seed establishments, as Stowell's Evergreen, that were composed of several varieties; caused by being grown in the vicinity of other

sorts. It is also the best variety for canning and we sell annually thousands of bushels for this purpose. Qt., 30 cts.; 4 qts., \$1.00; peck, \$1.60; bush., \$6.00; 5 bush., at \$5.75; 10 bush., at \$5.50.

**Black Mexican.**—A very peculiar looking variety, from its blueish-black grains, but is quite early, and of delicious quality. Qt., 25 cts.; 4 qts., 75 cts.; peck, \$1.50; bush., \$5.50.

**Adam's Extra Early, or Early Burlington.**—This is the earliest of all, but is not a Sugar Corn, is ready for the table in about six weeks after planting; it is not, by any means, a desirable variety, further than for its earliness, as it lacks sweetness, and should be used only for first planting. Qt., 20 cts.; 4 qts., 60 cts.; peck, \$1.00; bush., \$3.50.

**Adam's Early**—A larger growing variety than the former, producing much larger ears, but is not as early. Qt., 20 cts.; 4 qts., 60 cts.; peck, \$1.00; bush., \$3.50.

**WE GROW ALL OUR VARIETIES of SUGAR CORN in the CONNECTICUT VALLEY, as the cool climate of that locality ripens the crop slowly, which causes the grains to retain their full saccharine quality. This is the reason that our house has always been famous for the great Purity and Luscious quality of the Sugar Corn which we supply.**

## SELECTED SEED CORN FOR FIELD CULTURE OF THE FINEST QUALITY.

The Farmer and Planter can never exercise too much care in the selection of seed corn for planting; as over half of that sold in the various stores is nothing more than the ordinary quality for feeding purposes, but possibly better screened. We have made the growth of Seed Corn one of our specialties for many years and send out samples which are perfect in both their appearance and growth, and will venture to say that there is no brand of seed corn more sought after than that of Buist's. In husking we select the finest and purest ears, and when thoroughly dry take off the small points before shelling; our samples are then thoroughly tested to insure growth; this continued selection has increased both the size of the ear and grain of every variety of field corn we sell.


### THE BEST YELLOW FIELD CORN FOR THE SOUTH,

**Buist's Improved Early Golden Dent.**—The great advantage of the Improved Golden Dent over all other varieties is for its earliness, productiveness, beautiful ears, deep grain, small cob, and for the superior quality of the meal which it makes. It was introduced by us some years ago, especially for the Southern States, where it has become equally as popular as in the North. It is not quite as productive a variety as the Chester County Gourd, but we regard it as far superior. It is earlier requires less strength of ground, and makes a fine quality of golden-colored meal. Those who desire to plant the best field corn should select it; the grains are very deep, cobs very thin and will shell more to a given weight of corn on the cob than any other variety; from sixty to eighty bushels can be grown per acre, according to quality of soil. This variety is sold only in our lead sealed sacks, which are stenciled Buist's Prize Medal Improved Golden Dent; if offered in any other form it is spurious. Per qt., 15 cts.; peck, 50 cts.; bush., \$1.50; 5 bush. at \$1.40; 10 bush. at \$1.30.

### THE BEST WHITE FIELD CORN FOR THE SOUTH.

We have not yet been able to supply the great demand for it.

**Buist's Prize Medal Southern White Snowflake.**—In sections where white varieties of corn are preferred, the only kind that should be planted is the "Buist's Snowflake," as for its earliness, productiveness, and fine quality, it has no equal. We introduced it in '87 especially for the South, and recommended it as being equal to the Early Golden Dent which we introduced some years previous; it was awarded that year first prize by the Pennsylvania State Fair as the best white field variety, and has also been awarded similar prizes by the various State Fairs in the Middle Southern and Western States, where



These two celebrated varieties are only sold in our lead-sealed sacks, with the name of Buist stamped on seal. They are spurious if offered in any other way.

it has proved so well adapted. Our customers in the South write that they consider it far superior to any other variety, and find it especially adapted for that section. Its growth is from seven to eight feet, producing two ears to the stalk, which are very large, the cob of which is very thin and grains very deep. It will shell more corn from a given weight on the cob than any other white variety; it is also famous in the South for the fine quality of its roasting ears. This variety is sold only in our lead sealed sacks, which are stenciled Buist's Prize Medal Southern Snowflake; if offered in any other form it is spurious. Per qt., 20 cts.; peck, 60 cts.; bush., \$2.00; 5 bush., at \$1.90; 10 bush., at \$1.80.

**Improved Early Leaming.**—The Leaming is the earliest Yellow Dent Corn in cultivation, ripening in from ninety to one hundred days from the time of planting; its extreme earliness, productiveness and fine quality has made it very popular with the farmers, and especially with those in the localities where the seasons are short. It produces from sixty-five to eighty bushels to the acre, in accordance with the quality of the soil; the ears and grains are of medium size. Per qt., 15 cts.; peck, 60 cts.; bush., \$2.00; 5 bush. at \$1.90; 10 bush., at \$1.80.

**Early Golden Beauty.**—The Golden Beauty or Giant Beauty is one and the same variety, and is without any exception the most beautiful corn grown, either shelled or on the ear, it is perfection; it has become famous in all the corn growing belts of the country; it is the largest grain of all yellow varieties; is a vigorous grower, and averages in growth from eight to nine feet in height; the ears are of perfect shape, with from ten to fourteen straight rows of bright golden-yellow grains, of remarkable size, and filled out completely to the extreme end of cob. The cobs are unusually small; when broken in half, the grains will always reach across. The richness of color and fine quality of grain makes it very superior for grinding into meal; it cannot be recommended too highly. Per qt., 15 cts.; peck, 60 cts.; bush., \$2.00; 5 bush., at \$1.90; 10 bush., at \$1.80.

**Cloud's Early Mammoth Dent.**—This variety was introduced some years ago by the late Jas. Cloud who was a prominent Chester County farmer and has taken first premium wherever it has been exhibited; it is a vigorous grower, although the stalks only range from seven to nine feet in height; it withstands severe droughts to a remarkable degree. Ears set low, are of large size, well filled, very deep grained, and of a light yellow color; sixty to seventy ears will yield a bushel of shelled corn. Matures early and very productive but requires rich soil. Per qt., 15 cts.;

peck, 60 cts.; bush., \$2.00; 5 bush. at \$1.90; 10 bush. at \$1.80.

**Chester County Mammoth.**—This is the famous corn of Pennsylvania, producing ears of prodigious size, of very strong growth, and very productive, yielding upwards of one hundred bushels per acre. It is late in ripening, requiring the full season and strong soil. Per qt. 15 cts.; peck, 60 cts.; bush., \$2.00; 5 bush. at 1.90; 10 bush. at \$1.80.

**White Cap Early Yellow Dent.**—A very desirable variety, recently introduced, which matures its crop within a hundred days after planting; height of growth from six to seven feet, producing ears from eight to ten inches in length and has sixteen to eighteen rows; like the Golden Beauty is well filled to the point; grains large and deep, and cob small; the tip ends of grain white dented, the inside amber yellow. Per qt., 15 cts. ; peck, 60 cts. ; bush., \$2.00 ; 5 bush., at \$1.90 ; 10 bush., at \$1.80.

**White Hickory King.**—The great feature of this variety is the large grain and small cob it produces. So large are the grains, and so small the cob, that in an ear broken in half a single grain will almost cover the cob section; this can be done with no other variety. It is a vigorous grower, ears of fair size, ten rows, and grains pure white ; but as a variety for a main crop, either for quality or yield, it is no comparison to Buist's White Snowflake. Per qt., 15 cts. ; peck, 60 cts. ; bush., \$2.00 ; 5 bush. at \$1.90 ; 10 bush. at \$1.80.

**Improved Large White Flint.**—This is distinct from the ordinary White Flint, being more productive, and ears of a much larger size; is an excellent field sort, has from ten to fourteen rows, and the grains are of a beautiful pearly appearance; it is a superior variety for hominy, and the stock which we cultivate is unsurpassed. Per qt., 15 cts. ; peck, 60 cts. ; bush., \$2.00 ; 5 bush. at \$1.90 ; 10 bush. at \$1.80.

**Large Maryland White.**—An old-fashioned variety which has been grown extensively in Maryland and the South for many years. The stock which we offer is a very great improvement both in productiveness and size of both ear and grain. Per qt., 15 cts. ; peck, 60 cts. ; bush., \$2.00 ; 5 bush. at \$1.90 ; 10 bush., at \$1.80.

**Pennsylvania Early Eight-Rowed Yellow.**—One of the most valuable and productive varieties for late planting, producing very long ears, many measuring sixteen inches, and well filled out. It can be planted in this section as late as June 15th and insure a crop. Per qt., 15 cts. ; peck 60 cts. ; bush., \$2.00 ; 5 bush., at \$1.90 ; 10 bush., at \$1.80.


**Champion White Pearl.**—A fine white variety introduced from the West a few years since, which is a very desirable acquisition for a main crop; produces fine, large ears and large grains. Per qt., 15 cts. ; peck, 60 cts. ; bush., \$2.00 ; 5 bush., at \$1.90 ; 10 bush., at \$1.80.

**Early Yellow Canada** has eight rows, and ripens very early; it is generally used with us for replanting where the Gourd seed has failed. It is not very productive, but well adapted to sections where the season is short, or ground poor. Per qt., 15 cts. ; peck, 60 cts. ; bush., \$2.00 ; 5 bush., at \$1.90 ; 10 bush., at \$1.80.

**Blount's White Prolific.**—A prolific white variety, very celebrated in some sections of the South; but it is surpassed in both yield and quality by Buist's Southern White Snowflake. Per qt., 15 cts. ; peck, 60 cts. ; bush., \$2.00 ; 5 bush., at \$1.90 ; 10 bush., at \$1.80.

**Mammoth White Surprise.**—A fine white variety, quite productive, producing good sized ears with large grains. Per qt., 15 cts. ; peck, 60 cts. ; bush., \$2.00 ; 5 bush., at \$1.90 ; 10 bush., at \$1.80.

**Mastodon Early Dent.**—This variety is very highly recommended by the introducer and claims that it is largest eared and largest grained Dent Corn known ; it is a strong, rank and quick grower, and very productive, and the grains when ripe are of two shades, white and yellow. Per qt., 15 cts. ; peck, 60 cts. ; bush., \$2.00 ; 5 bush., at \$1.90 ; 10 bush., at \$1.80.



**CRESS, OR PEPPER GRASS.**

Extensively used as a small salad, for early Spring use, sow thickly on a gentle hot-bed, in shallow drills, two inches apart; sow in the garden as soon as the weather will admit; when the crop is from a half to one inch in height, it is ready for use; cut close to the roots; frequent sowings should be made as it quickly runs to seed. Per oz., 10 cts;  $\frac{1}{4}$  lb., 20 cts; lb., 50 cts.



Curled Cress.

considered a very wholesome dish. Per oz., 35 cts.,  $\frac{1}{4}$  lb., \$1.00; lb., \$3.50.

**CRESS (Water).**

The most reliable way of cultivating the Water Cress is to sow the seed in moist soil, and, when a few inches high, transplant into running brooks, but protected from the current; when the plants become once established, they will last for years. The leaves and stalks are used as a salad, and is

**CUCUMBER.**


The Cucumber delights in rich sandy soil. Dig a hole about one foot wide, and one foot deep, and fill in with good soil, raise it above the surface about three inches; the hills should be about three feet apart, plant a few seeds in each during May, or earlier if the weather is favorable; after the plants are up, should a cold snap of weather be expected, cover each hill at night with a flower-pot, or any similar covering, as a protection, and remove the covering during the day. Make three or four plantings for a succession before the middle of Summer. The vines will always fruit better by occasionally pinching off the leading shoots. The cucumbers should be taken off when large enough for use, whether you require them or not, for if permitted to mature, it greatly reduces their productiveness.

**Buist's Perfection Early White Spine**

—A selection made from the Improved White Spine for its large size, perfection of form and earliness. As the earliest and most productive market variety it has no equal, and will be found far more profitable to grow than the Improved White Spine. The market gardeners' first, and most important consideration in growing Cucumbers for market is to obtain the choicest seed stock for planting.

Most of the crops grown are very much mixed and of inferior quality. BUIST'S PERFECTION is regarded by growers as the finest and purest stock known. It is not only the very earliest, but it produces Cucumbers of the finest form and most salable size for shipping purposes. It was introduced by us a few years since, and is already being grown by the most extensive cultivators and shippers of Cucumbers in this country. We annually grow over 150 acres, especially for seed. This variety is put up in our Sealed Packages, ounces,  $\frac{1}{4}$ ,  $\frac{1}{2}$  and 1 pound cartons; we sell no seed in bulk. It has become the most popular and salable stock of White Spine Cucumber Seed in this country. Seed sold in any other way than in our Sealed Packages and Cartons is

The Earliest, Finest Formed, Most Productive and Most Salable Variety to grow for shipping; retaining its color and fresh appearance longer than any other variety.



Buist's Perfection Early White Spine Cucumber.  
The Famous Market Variety.

SPURIOUS. Per oz., 15 cts.;  $\frac{1}{4}$  lb., 40 cts.; 1 lb., \$1.25; 5 lbs., at \$1.15; 10 lbs., at \$1.00.

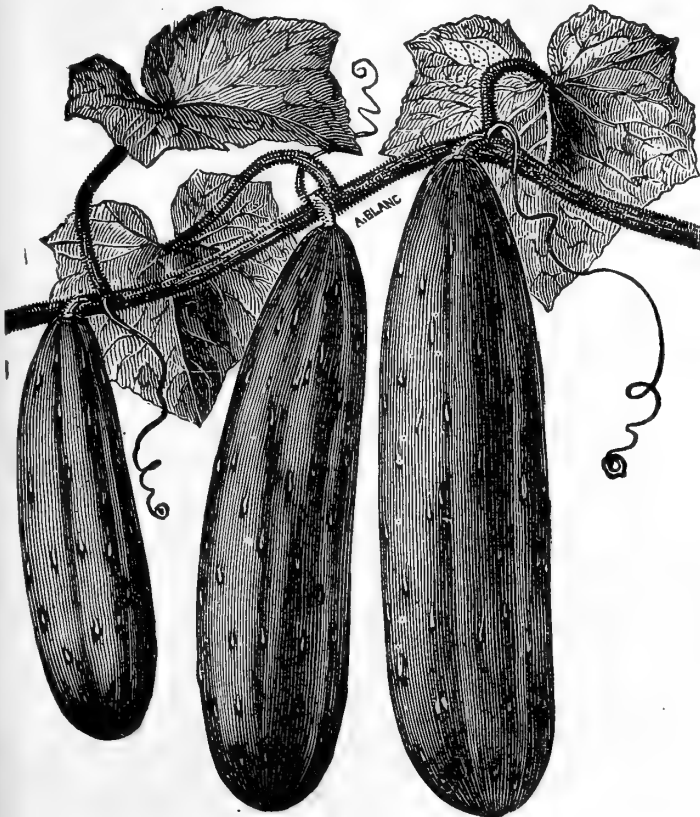
**Arlington, or Improved Early White Spine.**

—The White Spine has always been the favorite variety for early planting for both market and private use. The Arlington is a selection made from the old variety and grown very extensively for forcing in the vicinity of Boston. It is equally as desirable for out-door culture, but Buist's Perfection is far more desirable for either purpose, being of more perfect form, more productive, and retains its fresh green color longer. Per oz., 10 cts;  $\frac{1}{4}$  lb., 30 cts.; lb., \$1.00.

**Early White Spine.**—A popular early variety, producing a short, light green

Cucumber covered with white spines, and when ripening turns to a very light color. As an early market variety it is very desirable. Per oz., 10 cts.;  $\frac{1}{4}$  lb., 30 cts.; lb., \$1.00.

**Evergreen Early White Spine.**—This is a selection made from the Early White Spine, noted for its remaining a beautiful green color in all stages of its growth. It is of good size and handsome form, crisp and tender; a good shipping variety. Per oz., 10 cts.;  $\frac{1}{4}$  lb., 30 cts.; lb., \$1.00.



London Long Green Cucumber.

**Hill's Forcing Early White Spine.**—This is a selection from the famous Arlington White Spine of the Boston Market. It is regarded as far superior to that variety; it can be grown either for forcing in frames or for out-door culture; it is of a regular form, of a beautiful dark green color and very productive; is a good shipping variety. Per oz., 10 cts.;  $\frac{1}{4}$  lb., 30 cts.; lb., \$1.00.

**Early Frame** follows the above in earliness; it is not so desirable a variety, and is cultivated to a limited extent; is of a deep green color, and changes to a bright yellow when ripening. Per oz., 10 cts.;  $\frac{1}{4}$  lb., 30 cts.; lb., \$1.00.

**Early Green Cluster** is quite early and very productive; medium size, and of a pale green color, turning to a brownish yellow when ripe; it is a favorite variety with some, but is not as crisp as other sorts. Per oz., 10 cts.;  $\frac{1}{4}$  lb., 30 cts.; lb., \$1.00.

**Everbearing.**—The peculiar merit of this recently introduced variety is, that the vines continue to flower and produce fruit in

every stage of growth until killed by frost. It is of small size, very early, and enormously productive. Per oz., 10 cts.;  $\frac{1}{4}$  lb., 30 cts.; lb., \$1.00.

**Giant Pera.**—This variety grows to an enormous size, frequently attaining one and a half feet in length and ten to eleven inches in circumference; very smooth and straight, with a beautiful green skin. The vines grow vigorously; fruit sets near the hill and grow closely together, making them exceedingly prolific. Per oz., 20 cts.;  $\frac{1}{4}$  lb., 50 cts.; lb., \$1.50.

**Nichol's Medium Green.**—This variety is longer than the White Spine, but not as long as the Long Green. The cucumbers are very thick through, and are full at both ends. The skin is light green in color and very smooth. Per oz., 10 cts.;  $\frac{1}{4}$  lb., 30 cts.; lb., \$1.00.

**London Long Green** is the standard late sort, quite crisp, and of good size; it is not so early as either the Spine or Frame, but is more desirable for a late crop. It is the variety also grown very extensively in New Jersey and other sections for pickling, and for that purpose should not be planted until late in July or early in August, and when of a proper size picked and put in salt and water. Per oz., 10 cts.;  $\frac{1}{4}$  lb., 30 cts.; lb., \$1.00.

**Buist's Long Green.**—This is very similar to Cuthill's Black Spine, but better adapted for out-door culture; has but very few seeds, grows frequently to twenty-four inches in length, and very crisp. As a late market variety it is superior to all others. Per oz., 20 cts.;  $\frac{1}{4}$  lb., 50 cts.; lb., \$1.50.

**Early Russian.**—Very similar to the Cluster, but earlier and smaller in size, being but three inches long when fit for use; it sets its fruit in pairs, and the first blossoms usually bear. Per oz., 10 cts.;  $\frac{1}{4}$  lb., 30 cts.; lb., \$1.00.

**Early Short Green** is very similar to the Early Frame. Per oz., 10 cts.;  $\frac{1}{4}$  lb., 30 cts.; lb., \$1.00.

**Long Prickly** is shorter and thicker than the Long Green, equally as productive, and makes a good pickle, but is not as fine a table variety, being less crisp. Per oz., 10 cts.;  $\frac{1}{4}$  lb., 30 cts.; lb., \$1.00.

**Chicago Pickle.**—A very celebrated variety, extensively grown and used by pickling establishments; is of medium size, very prolific, and when small and young is of a beautiful green color. Per oz., 10 cts.;  $\frac{1}{4}$  lb., 30 cts.; lb., \$1.00.

**Jersey Pickle.**—This splendid variety originated in the celebrated pickle section on the Delaware River, about twenty-five miles above Philadelphia, where more pickles are grown than in any other section of the United States. It is pronounced by growers as the best of all for pickling


purposes. Per oz. 10cts.;  $\frac{1}{4}$  lb. 30cts.; lb., \$1.00.

**Tailby's Hybrid, or New Orleans Market.**—A variety hybridized with the White-Spine and English Frame, retaining the beauty of the English and hardiness of the White-Spine; of large size and excellent for slicing; splendid forcing variety; very desirable for outdoor culture. Per oz., 10 cts.;  $\frac{1}{4}$  lb., 30 cts.; lb., \$1.00.

**Boston Pickling.**—A splendid variety, selected with great care by one of the largest growers of pickling cucumbers in the country, and grown very extensively by the Massachusetts gardeners for pickling purposes; with good culture 200,000 can be grown on one acre. Per oz., 10 cts.;  $\frac{1}{4}$  lb., 30 cts.; lb., \$1.00.

**West India Gherkin, or Burr,**

is exclusively grown for pickling; it is the smallest of all varieties, and should be picked while young and tender and put in salt water until required for pickling. Per oz., 15 cts.;  $\frac{1}{4}$  lb., 40 cts.; lb., \$1.25.



Boston Pickling Cucumber.

**Covent Garden Favorite, Lord Kenyon Favorite, Duke of Edinburgh, Telegraph, Star of the West, Blue Gown, Marquis of Lorne, Lord Gladstone, Lockie's Perfection.**




ENGLISH FRAME CUCUMBER. (For Forcing under Glass.)

Price per packet, 25 cts. or 5 packets for \$1.00.

**Forcing Cucumbers in Frames.**—During the Winter and Spring months Cucumbers are considered by many a very great luxury; if they are a wholesome vegetable at any time, it is when they have been quickly forced and prepared for the table fresh from the vines. The last few years many of our gardeners in this vicinity have paid great attention to their forcing; finding ready sale in our fruit stores and markets for as many as they could produce, at prices ranging from twenty-five to seventy-five cents each. With very little care and attention the table can be supplied with them from February until they ripen in the open air, frequently attaining from twenty to twenty-six inches in length.

Prepare a hot-bed during January or February, as we have before described, taking care that the reduction of heat in the manure is not carried too far before making up the bed; as, when such is the case, too little heat will afterwards be produced, and the young plants will be of a yellow-color, instead of a deep, rich green. In two or three days after preparing the bed, according to previous directions, the earth will be sufficiently warm for planting the seeds; place a barrowful of rich earth in the centre of each sash, form it into a neat mound, plant thereon several seeds to allow sufficient to replace any that may damp off, as is frequently the case during a spell of cloudy weather; but if all grow, thin them out to four plants. Cover the sash at night with straw mats, or any similar protection, and surround the bed with litter or boards to prevent the wind from carrying off the heat. The seeds will germinate in a day or two, and before a week will form strong plants. During their growth admit fresh air every day at the back of the frame (allowing the temperature to be between seventy and one hundred degrees). When they have formed their third rough leaf, nip the point of the vine, which will cause the plant to branch. If the soil or plants appear to be dry, give them a watering with milk-warm water. As the plants grow, roots will protrude from their stems and through the hill, to which earth should be added. When the sun is very warm, a slight sprinkle of straw over the sash will prevent the plants from drooping. By following the above directions the forcing of the Cucumber will be found both easy and profitable.





BUIST'S  
IMPROVED  
LARGE PURPLE  
EGG PLANT  
(THORNLESS)

Buist's Improved Large Thornless Purple Egg-Plant.

### EGG-PLANT.

No seed is more difficult to vegetate than the Egg-Plant; it always requires the strongest heat. For early use sow in a hot-bed early in Spring; after sowing give them a good watering, and keep the frame closed until the plants appear, when admit fresh air in fine weather; cover the frame at nights with mats or straw to protect against frost; after the plants attain two or three inches, they should be transplanted into another frame three inches apart, in order to make strong healthy plants before it is time for planting out; it is a very good plan to plant them singly in small flower-pots, and place them in a frame where they will become thoroughly established, and ready for setting out as soon as all cold weather is over, after which they can be planted from the pots without disturbing the roots; plant them in rows twenty inches apart, and two feet from row to row, they luxurate in rich, loamy soil.

**The Egg-Plant is a very important and remunerative crop for the market-gardener,** and especially so for those who grow them for shipping; but to find ready sale the Egg-Plants must be of handsome form and of a dark purple color, to secure this stock sow **Buist's Improved Large Purple**, which is not only a thornless variety, but **the Purest and Best Egg-Plant in the world.** Over half the seed sold by dealers throughout the country produce Egg-Plants of irregular form, and of a bronzy brown color, which are unsalable and worthless.

**Buist's Improved Large Thornless Purple.**—This is an Improvement in earliness, productiveness, and size of fruit; over the ordinary large purple variety or what is known as the New York Purple, and is entirely thornless. When full-grown, it is of large size, and is especially recommended to market gardeners, in fact there is no variety equal to it, for productiveness,

color or perfection of form. Per oz., 50 cts.;  $\frac{1}{4}$  lb., \$1.75; 1b., \$6 00.

**Black Beauty.**—This recently introduced variety is from ten days to two weeks earlier than the Large New York Purple, of rich, lustrous, purplish black color of distinct type. Packet 10 cts.;  $\frac{1}{2}$  oz., 35 cts.; oz., 60 cts.;  $\frac{1}{4}$  lb., \$2.00; 1b., \$6.50.

### ENDIVE.

For a succession sow in very shallow drills from the beginning to the middle of Summer; when the plants are up, thin them out to stand twelve inches apart; when the leaves have attained about eight inches long, they are fit for blanching; for this purpose a dry day must be selected. Gather the leaves up in your hand in a close and rounded form, observing there is no earth or litter in their centre, tie them up closely to prevent the rain from penetrating, which would cause the heart to decay; in ten days or two weeks they will be


blanched ready for use. For a Winter crop, transplant into frames during October, and treat them in the same manner as the directions given for Lettuce.

**Green Curled.**—The most popular variety, producing beautifully curled dark green leaves, crisp, tender, and blanches cream white. Per oz., 15 cts.;  $\frac{1}{4}$  lb., 40 cts.; lb., \$1.25.

**White Curled.**—This resembles the green except in color, but is not quite as hardy; the foliage is light green, blanches white. Per oz., 15 cts.;  $\frac{1}{4}$  lb., 40 cts.; lb., \$1.25.

**Moss Curled.**—When full grown is a very beautiful and attractive variety, closely resembling a tuft of moss. Per oz., 25 cts.;  $\frac{1}{4}$  lb., 60 cts.; lb., \$2.00.


**Batavian or Broad-leaved.**—This variety forms large heads of broad, thick



White Curled Endive.

leaves, which are used for flavoring soups and stews, requires to be tied up for blanching. Per oz., 15 cts.;  $\frac{1}{4}$  lb., 40 cts.; lb., \$1.25.

### KOHL-RABI, OR TURNIP-ROOTED CABBAGE.



Kohl-Rabi, or Turnip-Rooted Cabbage.

This vegetable has always been a very great favorite with the European gardener, and is gradually gaining great popularity in this country. When young and tender, and properly prepared for the table, it is almost equal to Cauliflower; besides, it is a certain crop requiring no more care or attention in cultivation than a crop of Cabbage. For an early crop, sow in a hot-bed early in Spring, and treat the same as directions given for early Cabbage; for a Fall crop, sow in June. As there are many who are not familiar with the manner of preparing this vegetable for the table, I give the following receipt: Pare thinly and cut off the points, place in boiling water, and throw in a small quantity of salt; boil from two hours to two hours and a quarter, according to their size, after which cut in thin slices, season to taste, and serve up with drawn butter. Market gardeners now find ready sale for all they can cultivate, and those who have tasted them, properly prepared, will agree with us in pronouncing the Kohl-Rabi a very desirable vegetable.

THE LARGE GROWING VARIETIES are cultivated very extensively in Europe as a root crop for stock feeding during the Winter and Spring months, and are valued almost as highly as the Ruta Baga or Swede Turnip; producing from five to six hundred bushels to the acre; they keep perfectly sound until late in Spring, and cattle and other stock are exceedingly fond of them. They require a full season to mature their crop, should be cultivated in drills, the same as Ruta Baga, in harvesting them, merely strip off the leaves, and pull up the roots, storing them as any other root crop.

**Early White Vienna.**—This variety is for garden culture and not for forcing; it is of dwarf habit, rapid growth and of delicate flavor; is ready for use when the bulb is about the size of an apple. Per oz., 20 cts.;  $\frac{1}{4}$  lb., 50 cts.; lb., \$1.75.

**Early Short-leaved White Vienna.**—This is the best variety (excepting the Queen) for either forcing or out-door culture; is exceedingly tender and delicate in flavor and leaves very small. Per oz., 25 cts.;  $\frac{1}{4}$  lb., 75 cts.; lb., \$2.25.

**The New Queen.**—This is certainly the queen of all varieties of this famous German vegetable, both for its earliness, size


and forcing qualities. Its great feature is that it is almost leafless, its entire growth being concentrated in the rapid formation of the bulb, which is not very large in size, but is always exceedingly tender and of very delicate flavor. Per oz., 25 cts.;  $\frac{1}{4}$  lb., 75 cts.; lb., \$2.25.

**Early Purple Vienna.**—Similar to Early Short-leaved White Vienna except in color; on that account is not so desirable. Per oz., 20 cts.;  $\frac{1}{4}$  lb., 60 cts.; lb., \$2.00.

**Large Green or White.**—These are coarse growing varieties, and more generally grown for feeding cattle; are not desirable for table use. Per oz., 10 cts.;  $\frac{1}{4}$  lb., 30 cts.; lb., \$1.00.

### GOURDS.

**Dipper Gourd.**—Valuable for household purposes. They make dippers of various sizes, which will last for years. If the vines are trained on trellises, the handles will grow straight, otherwise they curve. Per packet, 10 cts.; oz., 20 cts.;  $\frac{1}{4}$  lb., 60 cts.; lb., \$2.00.



Sugar Trough Gourd.


**White Nest-Egg.**—OF JAPANESE NEST-EGG GOURD, resembles in color, shape and size, the eggs of hens, and do not crack, and are uninjured by cold or wet, and therefore make the best nest-eggs. Per packet, 10 cts.; oz., 25 cts.;  $\frac{1}{4}$  lb., 75 cts.; lb., \$2.50.

**Sugar Trough Gourd.**—They grow to hold from 4 to 10 gallons each, have thick, hard shells, very light and durable, and are also useful as baskets. Per packet, 10 cts.; oz., 20 cts.;  $\frac{1}{4}$  lb., 60 cts.; lb., \$2.00.

**Luffa or Dishcloth Gourd.**—This remarkable plant derives its name from the peculiar lining of its fruit which is of a spongy, tough and very durable texture, which renders it very valuable as a natural dishcloth. Per packet, 10 cts.; oz., 40 cts.;  $\frac{1}{4}$  lb., \$1.00; lb., \$3.00.

### KALE or BORECOLE

This variety of the Cabbage tribe is known as Curly Greens, or Kale. Sow the seeds in Spring and transplant with the late Cabbage in early Summer. For Fall crop sow early in September in drills or broadcast, they will produce small heads or tops which can be used during the Winter months; if slightly covered with manure or litter will continue growing until Spring: the leaves are fit for use as soon as they get a touch of frost. To preserve them during early Winter, treat them the same as Cabbage.



Dwarf Curled Berlin Kale.

**Dwarf Curled Berlin.**—This is the best, most attractive and most salable of all the varieties of Curled Kale. It is of dwarf habit, perfectly hardy, and has a similar growth to Spinach, and covers the ground with its massive and beautifully curled leaves for a space of two feet in diameter around each plant. It is the leading and most popular variety in Germany, having superseded all other sorts in that country for market purposes, and is rapidly becoming the most salable variety in this country, and cannot be recommended too highly. Per oz., 20 cts.;  $\frac{1}{4}$  lb., 50 cts.; lb., \$1.50.


**Dwarf Curled Erfurt.**—This is one of the handsomest varieties ever introduced. Is exceedingly dwarf in habit, and produces large and luxuriant leaves, which are as curly as Moss-Curled Parsley. Very desirable for market gardeners. Per oz., 20 cts.;  $\frac{1}{4}$  lb., 50 cts.; lb., \$1.50.

**Curled Mosbach.**—Of dwarf, compact, bushy growth, the foliage is light green and towards the centre yellowish green.

**Dwarf German Greens** is a dwarf, very hardy and popular variety with market gardeners. Sow broadcast in early Fall, and cover with litter during Winter; the tops will be ready for use in Spring. The tall German Greens only differ from this in its growth, being twice as tall. Per oz., 10 cts.;  $\frac{1}{4}$  lb., 25 cts.; lb., 75 cts.

**Dwarf Green Curled Scotch** is a choice selection of Dwarf German Greens. Per oz., 10 cts.;  $\frac{1}{4}$  lb., 25 cts.; lb., 75 cts.

**Curled Intermediate.**—This variety produces an intermediate growth between Dwarf and Tall; we regard it as the most profitable market sort; its leaves are luxuriant and beautifully curled; cannot recommend it too highly. Per oz., 15 cts.;  $\frac{1}{4}$  lb., 40 cts.; lb., \$1.00.



Curled Intermediate Kale.

The edge of the leaves are so beautifully crimped and curled that it resembles fine Curled Parsley, and can be used for garnishing purposes. Per oz., 15 cts.;  $\frac{1}{4}$  lb., 40 cts.; lb., \$1.25.



Buist's Mammoth Leek.

**Buist's Mammoth.**—A very large strong-growing variety; selected from the London Flag, especially adapted for market gardeners, producing the largest Leek known. Per oz., 25 cts.;  $\frac{1}{4}$  lb., 75 cts.; lb., \$2.00.

**Large Rouen.**—A variety grown very extensively by the market gardeners of Paris, producing a short thick stem, with dark-green foliage. Per oz., 15 cts.;  $\frac{1}{4}$  lb., 40 cts.; lb., \$1.25.

**Curled Siberian.**—A very beautiful and valuable market variety; is quite hardy, a strong grower of dwarf habit, but not so finely curled as other varieties. Per oz., 10 cts.;  $\frac{1}{4}$  lb., 25 cts.; lb., 70 cts.

### LEEK.

This vegetable is especially desirable for soups, and is considered by many to have a better flavor than the Onion; it may be cultivated in two ways, either by sowing early in Spring in a seed-bed, to be transplanted, or into a permanent situation, where they are intended to be grown; if sown in a seed-bed, when about five to six inches high, during moist weather, transplant them into deep, rich soil, to stand four inches apart; in planting them, use a dibble, and plant them deeply, close to their leaves, that the neck, by being covered with earth, may become blanched; after transplanting, they should have a good watering, in order to settle the soil, and thoroughly establish them; if sown in a situation where they are to be cultivated, sow the seed early in the Spring, in rows eighteen inches apart; and when four inches high, thin out to stand four inches apart. **TRANSPLANTED PLANTS ALWAYS PRODUCE THE LARGEST LEEKS.**


**Monstrous Carentan.**—A celebrated French variety, of strong growth, and very desirable. Per oz., 15 cts.;  $\frac{1}{4}$  lb., 40 cts.; lb., \$1.25.

**Musselburgh.**—An English variety of great merit, producing fan-shaped foliage; quite a strong grower, and a desirable market variety. Per oz., 15 cts.;  $\frac{1}{4}$  lb., 40 cts.; lb., \$1.25.

**Large London Flag.**—This is the ordinary variety, producing good sized Leeks. Per oz., 15 cts.;  $\frac{1}{4}$  lb., 30 cts., lb., \$1.00.

### LETTUCE.


From early Spring to early Summer sow thinly in drills, every two weeks, a portion of some varieties for a succession. When up, thin them out to six inches apart, but to form good heads, they must have rich soil. For Winter forcing, or early Spring heads, sow in September, and transplant into rows, in a sheltered spot, early in October; cover lightly with straw during Winter, which remove early in Spring, or transplant into cold frames, eight inches apart each way, very near to the glass; protect from frost, and they will head during Winter.



Buist's Perfection White Forcing Lettuce.

**Buist's Perfection White Forcing.**—There is no variety among the entire class of lettuce that is as desirable for forcing in frames for Winter and Spring heading as this variety introduced by us, its great features are, extreme earliness in heading and producing remarkably large

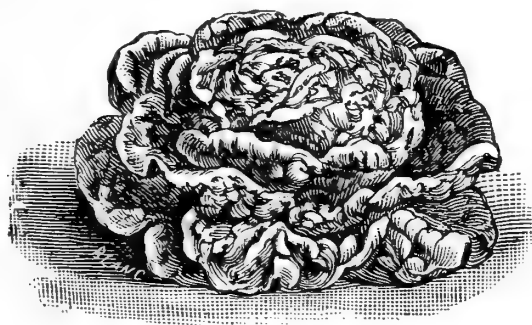
heads for a forcing variety which are as solid as a cabbage; under the outside leaves, which are of a pale green color, it is pure white and very crisp and delicate; it is very attractive in appearance and the most salable variety known. It is also very desirable for growing in the open ground,



Early Cabbage or Butter Lettuce.

but must be sown early in the season, otherwise it will shoot to seed. Per oz., 25 cts.;  $\frac{1}{4}$  lb., 75 cts.; lb., \$2.00.

**Early Cabbage, or White Butter.**—This is a very popular variety for either forcing, or sowing in the open ground early in the season; it forms a beautiful solid head which is very crisp and tender, but as soon as the season becomes warm it shoots to seed; it should therefore only be planted for first crop in the open ground, but can be sown broadcast in September, and transplanted into cold frames for heading during Winter. It is really the standard variety, and will always give great satisfaction. Per oz., 15 cts.;  $\frac{1}{4}$  lb., 30 cts.; lb., \$1.00.



Early Dutch Speckled Butter Lettuce.

**Early Dutch Butter.**—A celebrated and entirely distinct variety, very popular in the Philadelphia market, producing crisp, white solid heads, almost equal to a cabbage, the outer leaves are speckled with a brownish tinge. It is an elegant forcing variety, or for growing in cold frames, and stands the heat and cold to a remarkable degree; regard it as one of the very best and most profitable varieties to grow. Per oz., 15 cts.;  $\frac{1}{4}$  lb., 30 cts.; lb., \$1.00.


**The Arlington Tennis Ball.**—This is a very celebrated strain of the Boston Market, introduced by an extensive market gardener of Arlington, Mass. It is undoubtedly a very valuable forcing variety, or for cold-frame culture, producing good-sized heads of a creamy-white color, and as solid as a head of cabbage. It cannot be recommended too highly. Per oz., 15 cts.;  $\frac{1}{4}$  lb., 30 cts.; lb., \$1.00.

**Early Boston Market, or White Tennis Ball.**—A very popular and early variety, forming a fine solid head, which is both crisp and tender. Very desirable for forcing, and a profitable variety for market gardeners. Per oz., 10 cts.;  $\frac{1}{4}$  lb., 30 cts.; lb., \$1.00.

**Big Boston.**—Identical in color, shape and general appearance with the famous Boston Market, but it forms heads *double the size*. It is about one week later, but its solidity and greater size make it a most valuable sort. Most desirable either for forcing *in cold frames* or out-door culture. Popular with market gardeners and truckers, because it always produces large, solid, salable heads, and with private growers

because it heads up at all seasons of the year and is of a crisp, tender quality. Per oz., 20 cts.;  $\frac{1}{4}$  lb., 40 cts.; lb., \$1.50.

**Henderson's New York.**—This variety produces heads of unusual size, frequently averaging eighteen inches in diameter and weighing from three to four pounds and almost as solid as a cabbage; it blanches itself naturally, is crisp, tender and of excellent flavor, and always free from bitterness. It is not a forcing variety, but is one of the best for Summer use. Per oz., 15 cts.; 4 oz., 30 cts.; lb., \$1.00.



Large Yellow Market Lettuce.

**Large Yellow Market.**—This variety is of a beautiful greenish-yellow color, and forms very large flat heads, of a solidity equal to that of a cabbage; they measure from seven to eight inches in diameter by about twenty-four inches in circumference, and, unlike all other varieties, is entirely free from unserviceable outside leaves. It is crisp and tender, and forms its head more rapidly than any of the large growing sorts; it withstands great changes of weather without being damaged; even incessant rain does not affect it in the least; as a market variety for a general outdoor crop it has no equal. Per oz., 25 cts.;  $\frac{1}{4}$  lb., 50 cts.; lb., \$1.50.

**Denver Market.**—This variety cannot be too highly recommended for either forcing or garden culture. It forms large, solid, oblong heads of a light green color, and is very slow to shoot to seed. The leaves are beautifully marked and blistered (like the Savoy Cabbage), and very crisp and tender and of excellent flavor. Per oz., 15 cts.;  $\frac{1}{4}$  lb., 30 cts.; lb., \$1.00.

**Philadelphia Market.**—This variety is famous, and admired not only for its large size but the solidity of its heads; is desirable for either forcing or outdoor culture, and follows the Boston Market in heading; but to grow it to the greatest perfection it should be sown early in the open ground. Per oz., 15 cts.;  $\frac{1}{4}$  lb., 30 cts.; lb., \$1.00.



Improved Early Hanson Lettuce.

**Improved Early Hanson.**—A curled variety, forming fine, large, solid heads, which are both crisp and tender. They frequently attain two to three pounds each. We regard it as a very valuable variety. Per oz., 15 cts.;  $\frac{1}{4}$  lb., 30 cts.; 1 lb., \$1.00.

**Black-Seeded Simpson.**—A very desirable variety of the Curled Simpson. Does not produce a solid head, but a compact mass of leaves, which are of a much lighter color than the ordinary Simpson, and forms heads double the size. It is not only a good forcing variety, but a desirable sort for early Summer, as it stands the heat remarkably well. Per oz., 10 cts.;  $\frac{1}{4}$  lb., 30 cts.; 1 lb., \$1.00.

**Grand Rapids Forcing.**—A very popular variety, which is grown very extensively in the Western States for forcing, produces medium sized heads, which are not solid, but crisp and tender. Per oz., 10 cts.;  $\frac{1}{4}$  lb., 30 cts., 1 lb., \$1.00.

**Early Curled Simpson.**—An improved variety of the Curled Silesia, is quite early, but does not produce a solid head; leaves beautifully curled, and forces well. Per oz., 10 cts.;  $\frac{1}{4}$  lb., 30 cts.; 1 lb., \$1.00.

**Early Curled Silesia** is an early variety, and is generally sown thickly, to cut when a few inches high; it will, however, form a very good head, if thinned out; it is quite hardy, and withstands heat and drought. Per oz., 10 cts.;  $\frac{1}{4}$  lb., 30 cts.; 1 lb., \$1.00.


**Early Prize Head.**—One of the finest varieties ever introduced, forming a very large head, but not a solid one; the leaves are slightly tinged with brown, and is remarkable for its crispness and delicacy of flavor; is well adapted for either forcing or outdoor culture; is not liable to run to seed unless far advanced, and is also quite hardy; is suitable for planting at any season of the year. Per oz., 10 cts.;  $\frac{1}{4}$  lb., 30 cts.; 1 lb., \$1.00.

**Sensation.**—One of the very best varieties for outdoor or cold-frame culture, forming solid heads of a beautiful yellowish green color, stands the heat remarkably well; is one of the best varieties. Per oz., 15 cts.;  $\frac{1}{4}$  lb., 30 cts.; 1 lb., \$1.00.

**San Francisco Passion.**—This is one of our most valuable varieties for garden culture, and cannot be too highly recommended for either market or private growing; it is an early summer variety, forming very large, handsome, and solid heads, the inner leaves of which are as white as blanched celery, and the outer ones beautifully spotted with a delicate red tinge; it stands the heat without shooting to seed and is especially recommended for the South. Per oz., 20 cts.;  $\frac{1}{4}$  lb. 40 cts.; 1 lb., \$1.25.

**The Deacon.**—A celebrated variety with the market gardener for an early Spring or late Fall crop, but will not stand Summer heat, forming medium-sized and very compact heads, of a dark green color, both crisp and tender. Per oz., 15 cts.;  $\frac{1}{4}$  lb., 35 cts.; 1 lb., \$1.25.

**Improved Royal Cabbage or Cream Butter.**—A very celebrated variety, forming fine, large, solid heads, both crisp and delicate flavor; stands the heat remarkably well, and is especially adapted to the Southern States, or for planting to succeed the early varieties in the North; it is a variety that can be sown at any season of the year and will do well. Per oz., 15 cts.;  $\frac{1}{4}$  lb., 40 cts.; 1 lb. \$1.25.



Large Salamander Lettuce.

**Large Salamander.**—A desirable variety for Summer or Fall use, forming very large, compact and beautiful heads. Color light green; stands both heat and drought remarkably well, very highly recommended; it is undoubtedly the best Summer variety, the heads will frequently weigh from 2 to 3 lbs each. Per oz., 15 cts.;  $\frac{1}{4}$  lb., 30 cts.; 1 lb., \$1.00.


**Trocadero Cabbage.**—A celebrated French variety of quite a distinct type and cannot be mistaken for any other sort; the heads are of large size, the margin of its leaves beautifully tinged with russet; it forms its heads quickly and is very solid, crisp and tender, and exceedingly delicate in flavor. Per oz., 25 cts.;  $\frac{1}{4}$  lb., 50 cts.; 1 lb., \$1 75.

**Perpignan, or Early Green Summer.**—A German variety that will really stand the heat without shooting to seed; produces a large and firm head; it is very highly prized by all who grow it. As a

Summer variety it is very valuable, and will even stand the Southern heat without flinching; fine for market. Per oz., 15 cts.;  $\frac{1}{4}$  lb., 30 cts.; lb., \$1.00.

**Oak-Leaved.**—An entirely distinct variety, the leaves of which are of the shape of an oak, produced in a dense and compact head, which is almost pure white and exceedingly delicate; it is fine for forcing or out-door culture. Per oz., 15;  $\frac{1}{4}$  lb., 30 cts.; lb. \$1.00.


**Paris White Cos, Romaine, or Celery Lettuce.**



Paris White Cos Lettuce.

This variety grows strong and upright, producing long leaves, which should be tied up and blanched before cutting, which makes them very crisp and tender. They are quite hardy, and will force well. They are the most popular variety in France and England, where they are frequently served without dressing and simply eaten like celery, with salt. Per oz., 15 cts.;  $\frac{1}{4}$  lb., 40 cts.; lb., \$1.25.

**Stubborn-head.**—An early summer variety introduced from Germany of great value, forming



Stubbornhead Lettuce.

beautiful large solid heads, which resists heat without shooting to seed. It is one of the best summer varieties, and is well named. Per oz., 15 cts.;  $\frac{1}{4}$  lb., 35 cts.; lb., \$1.25.

**Early Butter-Cup.**—A very beautiful German variety, entirely distinct from all other sorts, forming large, solid heads, with bright citron colored foliage, desirable for either forcing or out-door culture. Per oz., 15 cts.;  $\frac{1}{4}$  lb., 30 cts.; lb., \$1.00.

**Silver Ball.**—A foreign variety of fine forcing qualities, producing a solid head, of a silvery-white color; very desirable. Per oz., 15 cts.;  $\frac{1}{4}$  lb., 30 cts.; lb., \$1.00.

**Drumhead Cabbage** is quite hardy, and excellent Summer variety; forms a solid head, quite crisp and tender. Per oz., 15 cts.;  $\frac{1}{4}$  lb., 30 cts.; lb. \$1.00.


**Brown Dutch Cabbage** is one of the hardiest varieties; forms a very fine head, and withstands the heat and cold. Per oz., 15 cts.;  $\frac{1}{4}$  lb., 30 cts.; lb., \$1.00.

**MELON (Musk or Cantaloupe.)**

The Melon, like the Cucumber, delights in rich, sandy soil, but grows to greater perfection in the South than in the North, owing to a drier atmosphere. It should, however, never be cultivated in the vicinity of Cucumbers, Squashes, Gourds or Pumpkins, as it will invariably become impregnated with them, and produce fruit of an inferior quality. Sow about the last of Spring or first of Summer, in hills of light, rich soil, four feet apart, allowing but three plants to grow in each hill; after they have grown about a foot long, pinch off the points of shoots, which cause the vines not only to become stronger, but makes them produce lateral branches, and prove more productive and mature the crop earlier.

**Extra Early Hackensack.**

The Hackensack has long been the leading variety of Cantaloupe Melon grown in New Jersey for the Philadelphia and New York Markets. This variety has all the features of the old sort, but is from eight to ten days earlier, a very important advantage when growing for market. The Melons are of good size, averaging from five to ten pounds each and of delicious flavor. Per oz., 10 cts.;  $\frac{1}{4}$  lb., 30 cts.; lb., \$1.00.




Extra Early Hackensack Melon.

**Netted Green Citron.**—This variety is cultivated to a greater extent for market than any other sort, and for this purpose it has no superior. When grown from seed that has been well selected, it is of very fine flavor; fruit round, flattened at both ends, roughly netted, and of a pale yellow green when ripe. Per oz., 10 cts.; 4 oz., 30 cts.; lb., \$1.00.

**Netted Nutmeg** is of an oval shape, roughly netted, but not attaining so large a size as the Netted Citron; it is equally as fine in flavor. Per oz., 10 cts.;  $\frac{1}{4}$  lb., 30 cts.; lb., \$1.00.

**Pine-Apple.**—A medium-sized, early variety, of an oval shape; delicious flavor, and highly perfumed with the fragrance of pine-apple. Per oz., 10 cts.;  $\frac{1}{4}$  lb., 30 cts.; lb., \$1.00.

**Jersey Button.**—A distinct type of the Early Jenny Lind, producing a crown or button on end of fruit; of sweet and delicious flavor. Per oz. 10 cts.;  $\frac{1}{4}$  lb. 30 cts.; lb. \$1.00.



Long Island Beauty Melon.

**Long Island Beauty.**—This is one of the best shipping varieties, is very early, of good size, green flesh, roughly netted, and of luscious flavor. It is a selection from the Extra Early Hackensack, but a great improvement on that variety, and regarded as one of the very finest. Per oz., 15 cts.;  $\frac{1}{4}$  lb., 50 cts.; lb., \$1.50.

**Emerald Gem.**—This is one of the finest varieties, and is well named; it is really an emerald among the many varieties which are now cultivated; skin a dark green emerald color and quite smooth. Flesh salmon and of sweet and delicious flavor; it has more of the flavor of the French Melon than any other variety. Per oz., 15 cts.;  $\frac{1}{4}$  lb., 40 cts.; lb., \$1.25.

**Rocky Ford.**—A selection from the famous Netted Gem, introduced by the Rocky Ford growers of Colorado. It has become a famous shipping variety, is beautifully netted, of oblong shape, flesh deep green, and of superior quality. So popular has this name become that many of the leading fruit stores display any melons they may have no matter how inferior they may be, under the name of Rocky Ford. Per oz., 10 cts.;  $\frac{1}{4}$  lb., 30 cts.; lb., \$1.00.

**Early Jenny Lind.**—The earliest of all varieties, and also the smallest, but possessing a rich and delightful flavor and fragrance, and highly recommended. Per oz., 10 cts.;  $\frac{1}{4}$  lb., 30 cts.; lb., \$1.00.


**Improved Early Jenny Lind.**—The improvement consists in size, roughness of skin, thickness of flesh and keeping qualities. Oz., 10 cts.;  $\frac{1}{4}$  lb., 30 cts.; lb., \$1.00.

**Paul Rose, or Petoskey.**—One of the finest varieties ever introduced, being a cross between the Netted Gem and Osage, having all the fine qualities of the former with the beautiful rich salmon-colored flesh of the latter; the fruit is slightly oval, averaging about five to six inches in diameter, with deep flesh and small seed cavity; is of the most delicate and delicious flavor. Per oz., 15 cts.;  $\frac{1}{4}$  lb., 30 cts.; lb., \$1.00.


**Golden Gem, or Golden Jenny.**—A very luscious variety, of medium size, and one of the most popular varieties with the melon growers of New Jersey; it is early, roughly netted, and of delightful flavor. Per oz., 10 cts.;  $\frac{1}{4}$  lb., 30 cts.; lb., \$1.00.

**Montreal Green Nutmeg.**—Nearly round, flattened at the ends; deep, regular ribs; skin densely netted; flesh thick; and of delicious flavor. Per oz., 10 cts.;  $\frac{1}{4}$  lb., 30 cts.; lb., \$1.00.

**Champion Market.**—This is quite popular and is one of the handsomest formed Cantaloupes of the entire list; it is almost perfectly round and densely netted, and will average from 4 to 5 lbs. each; the flesh is thick, of a light green color, rich in flavor and exceedingly fragrant. Per oz., 10 cts.;  $\frac{1}{4}$  lb., 30 cts.; lb., \$1.00.








Champion Market Melon.

**Chicago Market, or Nutmeg.**—A very celebrated variety, and one of the most popular varieties in the Chicago market. It is of large size, skin thickly netted, flesh deep green, very juicy, and of delicious flavor. It is one of our very best varieties and highly recommended. Per oz., 10 cts.;  $\frac{1}{4}$  lb., 30 cts.; lb., \$1.00.

**New Orleans Market, or Creole.**—This is a very popular variety in the New Orleans market, and is about the only variety that can be sold there, as it has a great reputation for its fine qualities. It is beautifully formed, roughly netted, of large size, and of delicious quality. It is so richly fragrant that a single melon will almost perfume an entire house. Per oz., 15 cts.;  $\frac{1}{4}$  lb., 50 cts.; lb., \$1.50.




Baltimore Market, or Acme Melon.

**Baltimore Market, or Acme.**—A green-fleshed, productive and excellent shipping variety that can always be found in its season in the best hotels and restaurants of Philadelphia, New York and Baltimore. It is a green-fleshed variety, of oblong form, exceedingly delicious and very fragrant. Per oz., 10 cts.;  $\frac{1}{4}$  lb., 30 cts.; lb., \$1.00.

**Large Hackensack or Turk's Cap.**—A very popular variety which attains a

large size, is round in shape and flattened at the ends; skin green and thickly netted; the flesh also is green, rich and sugary in flavor. It is very productive, and extensively grown by market gardeners. Per oz., 10 cts.;  $\frac{1}{4}$  lb., 30 cts.; lb., \$1.00.

**The Banquet.**—A famous melon grower of this country, when asked by us which variety in his estimation he considered the best, promptly replied, the Banquet. His opinion agrees with our own, as it is undoubtedly the finest flavored of all the American varieties. It is of medium size, flat at both ends, and more beautifully netted than any known variety. In quality it has no equal; the flesh is uniformly deep, and of that granulated character that always indicates a good melon; it is sweet and luscious, and of a dark, rich salmon color. As a variety for market gardeners it is undoubtedly the best to select. Per oz., 10 cts.;  $\frac{1}{4}$  lb., 30 cts.; lb., \$1.00.




Miller's Cream, or Osage Melon.

**Miller's Cream, or Osage.**—This variety has secured a quick and wonderful reputation from its peculiar luscious, spicy flavor and good shipping qualities. It is of egg shape, skin very thin, of dark-green color, and slightly netted; the flesh is of a salmon color, remarkably sweet, and a great point of merit is, that no matter what size the melons are, they are always sweet and delicious. It is very productive, a good keeper, and will stand shipping better than any other sort. Per oz., 10 cts.;  $\frac{1}{4}$  lb., 30 cts.; lb., \$1.00.

**Perfected Delmonico.**—A very handsome variety, which has become very popular in the New York Market; it is oval shaped, of large size, finely netted, and flesh of a beautiful shade of orange pink, and of delicious quality. Per oz., 15 cts.;  $\frac{1}{4}$  lb.; 30 cts.; lb., \$1.00.

**Montreal Market.**—Excellent variety of the largest size; weighing from 10 to 20 lbs. each. In shape almost round, flattened at the ends, deeply ribbed; skin green and netted. Flesh green, very thick and of delicious flavor. Per oz., 10 cts.;  $\frac{1}{4}$  lb., 30 cts.; lb., \$1.00.



The Washington Market Melon.

**The Washington Market.**—This recently introduced variety of Cantaloupe melon is not only entirely distinct from any other, but is one of the finest and most delicate flavored melons ever introduced. It originally came from Madrid, Spain, and is remarkable for its unusual size, extreme productiveness, beautiful shape, rich fragrance and fine shipping qualities. It is

more deeply netted than any other sort, and has become one of our most popular market varieties. Per oz., 15 cts.;  $\frac{1}{4}$  lb., 50 cts.; lb., \$1.50.

**Persian, or Casaba.**—This variety grows to a large size, of oval shape and luscious flavor; is exceedingly fragrant; the rind is thin and delicate, therefore will not stand transportation. Per oz., 10 cts.;  $\frac{1}{4}$  lb., 30 cts.; lb., \$1.00.

**The Waldorf.**—This we regard as one of the most desirable varieties. Its great feature is, that a melon of inferior quality is seldom found. It is of very uniform size, roughly netted; flesh dark rich green and of luscious quality. Per oz., 10 cts.;  $\frac{1}{4}$  lb., 30 cts.; lb., \$1.00.

**Bay View.**—One of the largest, most prolific, finest flavored cantaloupes in cultivation; luscious and sweet, and very hardy; picked green it will ripen up finely, and carry safely for a long distance. Per oz., 10 cts.;  $\frac{1}{4}$  lb., 30 cts.; lb., \$1.00.

**Newport.**—One of the most desirable varieties, but like all early sorts, it is of small size, of round form, roughly netted and shallow ribbed; flesh dark green and of exquisite flavor. Per oz., 15 cts.;  $\frac{1}{4}$  lb., 30 cts.; lb., \$1.00.

**THE CHEAP MELON SEED of the COUNTRY** is saved from the cullings of a crop where the earliest and best are sold, and the balance saved for seed—or what is still worse, seed saved from a crop grown near Cucumbers, Squashes, Pumpkins or Watermelons with which they have become impregnated and produce degenerated Melons which are tasteless and unfit for use.


## MELON (Water).



The Dixie Watermelon.

**The Dixie.**—This variety which was introduced from the South, is a hybrid of the famous Kolb Gem, but is far superior to that variety in size, quality and productiveness; form oblong, flesh scarlet, melting and exceedingly sweet. We re-

gard it as one of the best varieties for the table, but not for shipping; for that purpose select the Blue Gem, as there is no variety equal to it, for that purpose, besides it is of fine quality. Per oz., 10 cts.; 4 oz., 20 cts.; lb., 55 cts.



Florida Favorite Watermelon.

**Florida Favorite.**—This variety originated with Wm. Girardeau, one of the most extensive melon growers of Florida, and is a hybrid of the Rattlesnake and Pierson, the latter being a celebrated variety in that locality. It is of oblong shape, and large size; rind dark with light green stripes, flesh light crimson, very crisp and deliciously sweet, seed rather small and of a light creamy-white color. It is earlier than the Kolb Gem, Iron-clad or Rattlesnake. Per oz., 10 cts.;  $\frac{1}{4}$  lb., 20 cts.; lb. 55 cts.

**Augusta Rattlesnake, or Striped Gypsy.**—A variety which has gained great popularity throughout the entire country for its size and fine shipping qualities, and especially so in the Southern States, where melons are raised in large quantities for the Northern markets; shape oblong, of light green color, and beautifully mottled and striped with a lighter shade; flesh scarlet, rind thin, very solid, and both sweet and delicious. Stands tran-


sit well. Seeds white, with two black tips. Per oz., 10 cts.;  $\frac{1}{4}$  lb., 20 cts.; lb., 50 cts.

**Sweet-Heart.**—An oval light green skinned variety, mottled, with very thin rind, but quite firm and solid; flesh bright red of delicious melting flavor, a desirable variety for private growing, but not for market, as the color is objectionable. Per oz., 10 cts.;  $\frac{1}{4}$  lb., 20 cts.; lb., 55 cts.

**Mammoth Iron Clad.**—This variety is well worthy of cultivation. Produces melons of large size and very solid. Flesh crimson, crisp and luscious. Very desirable for Market. Price per oz., 10 cts.;  $\frac{1}{4}$  lb., 20 cts.; lb. 55 cts.


**Kleckley Sweets.**—A variety of luscious quality, is oblong, of good size, skin dark rich green, and exceedingly thin and brittle, flesh bright scarlet, is crisp, sugary and melting; is one of the most desirable varieties for private growing, but will not stand shipping. Per oz., 10 cts.;  $\frac{1}{4}$  lb., 30 cts.; lb. 75 cts.

**The Duke Jones.**—This celebrated variety was introduced by Mr. Philip S. Jones of Georgia, and is now equally as popular with Melon Growers as the celebrated Kolb Gem was formerly; in every respect it is far superior to that variety, it has also fine table qualities, which the Kolb is lacking, it is of a solid green color, flesh bright red, exceedingly sweet, juicy and melting, frequently attaining the weight of seventy lbs.; in shape it resembles the Kolb Gem, but more oblong, and like that variety is one of the best shipping sorts. Per oz., 10 cts.;  $\frac{1}{4}$  lb., 20 cts.; lb. 55 cts.



The Duke Jones Watermelon.

**Kolb Gem, Selected.**—This variety is the queen of all Water Melons for solidity, uniformity of size, weight, and fine shipping qualities, but unfortunately not for the table, as there are many varieties which surpass it in both quality and sweetness; but for one that carries best to market, and when there, sells the best, the Kolb Gem and Blue Gem head the list; the Melons are nearly round, rind dark, rich green, marbled with lighter shades; flesh crimson, quite solid, but lacks that sweetness which is so requisite. Per oz., 10 cts.;  $\frac{1}{4}$  lb., 20 cts.; lb., 50 cts.



Kolb Gem Watermelon.

**Jordan's Gray Monarch, or Long White Icing.**—This is one of the largest and sweetest varieties known, it originated with W. B. Jordan, of Virginia, and was introduced by us. It is well adapted to the Southern States; we regard it as one of the best varieties. Its size is immense, frequently producing melons weighing over ninety pounds each. Its quality is unequalled, and the most productive variety we have ever seen. The skin is of a very beautiful mottled-gray color, long and symmetrically formed, with an exceedingly thin rind; flesh bright crimson, and of the sweetest and most delicious flavor. Per oz., 10 cts.;  $\frac{1}{4}$  lb., 20 cts.; lb., 60 cts.

**Mountain Sweet.**—This was the great melon of olden times, and was almost the only variety grown extensively for market, but now it is almost entirely discarded for the more modern varieties, but it was the original variety from which many of the recently-introduced varieties emanated by hybridization. We, however, still regard it as first-class, very productive, producing melons of large size, the flesh of which is bright crimson, sweet and juicy, and of delicious flavor. Seeds gray. Per oz., 10 cts.;  $\frac{1}{4}$  lb., 20 cts.; lb., 50 cts.

**Blue Gem.**—One of the most popular market and shipping varieties of the entire list; is grown very extensively in the South for Northern Markets, and is to-day the favorite variety with the Melon Growers of New Jersey, who supply the Philadelphia and New York Markets; it keeps well and seldom cracks or splits in transit; the quality is far superior to the Kolb Gem, and produces melons of a more uniform size. Per oz., 10 cts.;  $\frac{1}{4}$  lb., 20 cts.; lb. 60 cts.

**Seminole.**—This variety was introduced from the South, and gives good satisfaction; it is extra early, very large and of

splendid flavor. The seed will often produce gray and green melons on one vine, but the number of the former predominate. Per oz., 10 cts.;  $\frac{1}{4}$  lb., 20 cts.; lb., 60 cts.


**Ice Cream (WHITE SEEDED).**—This variety is annually increasing in popularity; it grows to a medium size; nearly oval, of a pale green color, and has a thinner rind than any other variety; flesh is bright crimson, crisp and of delicious flavor. Seeds white. Per oz., 10 cts.;  $\frac{1}{4}$  lb., 20 cts.; lb. 60 cts.

**Carolina Bradford.**—A famous Southern variety which has gained quite a reputation for its fine quality; flesh dark crimson and remarkably sweet and luscious. Size; large and oblong; rind dark green with darker stripes. Per oz., 10 cts.;  $\frac{1}{4}$  lb., 25 cts.; lb., 75 cts.

**Monte Cristo.**—Very similar to Kleckley Sweets and especially recommended for private gardens where quality is of the greatest importance. The skin, however, is so crisp and tender that it will not stand shipping. Fruit of large size, oblong, of dark green color, thin rind; flesh bright scarlet and of delicious flavor. Per oz. 10 cts;  $\frac{1}{4}$  lb., 30 cts.; lb., 75 cts.

**Light Icing, or Ice Rind.**—One of the sweetest and most desirable varieties known; of round form, light gray skin, with very thin rind, flesh bright scarlet. Per oz., 10 cts.;  $\frac{1}{4}$  lb., 20 cts.; lb., 60 cts.

**Dark Icing.**—A very desirable variety. Dark skin, crimson flesh, thin rind, quite solid and of delicious flavor. A fine market sort. Per oz., 10 cts.;  $\frac{1}{4}$  lb., 20 cts.; lb. 60 cts.



Alabama Sweet Watermelon.

**Alabama Sweet Watermelon.**—This very desirable variety is annually becoming more popular in localities where melons are grown for shipping; its large size, beautiful form and delicious flavor commands a very much higher price in the market than any other variety. Form oblong, color dark rich green, with light green stripes, flesh bright scarlet and quality unsurpassed. Per oz., 10 cts.;  $\frac{1}{4}$  lb., 30 cts.; 1 lb., 75 cts.


**Premium Triumph.**—This variety is grown very largely in some sections of the

South for shipping; it attains a very large size, of a flattened oval form, skin of a deep bluish green, flesh bright crimson and of excellent quality, it has a tough skin and transports well. Price per oz., 10 cts.;  $\frac{1}{4}$  lb., 20 cts.; 1 lb., 60 cts.

**Cuban Queen.**—This is one of the largest and most productive varieties grown. Rind thin and solid, with dark and light green stripes; flesh bright scarlet, crisp and sweet. A good keeper and stands transit well. Per oz., 10 cts.;  $\frac{1}{4}$  lb., 20 cts.; 1 lb., 55 cts.

### MUSHROOM SPAWN.

The principal cause of failure to grow Mushrooms is from using old spawn. The finest spawn is the **Barter's English Milltrack**, which is annually prepared for us in brick form.



Mushrooms.

Mushrooms can be grown much easier than is generally supposed. They can be grown in a cellar, shed, cave or quarry, or even in beds prepared in the open air in the same manner as hot-beds. Procure fresh horse manure, (free from litter or straw,) and old pasture soil; mix thoroughly in proportion of three parts horse manure to one of loam; turn daily until the extreme

heat is out of it. Then select the location for growing them; make out of this compost a bed four feet wide, eight inches deep and as long as desired, pressed solidly. Leave this until the heat subsides to ninety degrees, then plant pieces of spawn the size of a walnut in holes two or three inches deep, six apart each way; cover over with the compost, and in the course of a week or ten days the spawn will be diffused through the whole bed. Now cover with two inches of fresh soil, and over this spread three or four inches of hay, straw or litter. If surface be-

comes dry, wet with lukewarm water. Keep an even temperature of fifty to sixty degrees. It requires, on an average, six to eight weeks to produce mushrooms after the spawn is planted.

**Barter's English Milltrack Spawn.** Price per brick, 15 cts.; per dozen bricks, \$1.75; 25 lbs. for \$2.50; 100 lbs for \$8.00.

If you wish to grow Mushrooms, send for a copy of "**Robinson on Mushroom Culture,**" Price, 50 cts. Or, William Falconer on the same subject. Price, \$1.35 (postage paid).

### MUSTARD.

For early salad, sow thickly on a gentle hot-bed in February and March, and for general crop, at intervals during Spring, on very fine soil, in rows six inches apart; it should be cut when about one inch high. A mixture of Mustard and Cress makes a very delightful salad, which is very popular with the English. The White is also used for medicinal purposes, and we always have on hand a very superior article for druggists' sales; it is also a simple and efficacious cure for dyspepsia; take a tablespoonful of the whole White Mustard, stirred in a glass of cold water, and drink before each meal.

**Mammoth Southern Curled.**—A variety producing beautifully curled leaves, which are larger in their growth than any other variety; very popular in the Southern States, and the best variety to sow. Per oz., 10 cts;  $\frac{1}{4}$  lb., 25 cts; lb., 75 cts.

**Mammoth Ostrich Plume.**—A selection made from the Mammoth Southern Curled; the quality is the same, but it is more beautifully curled. Per oz., 15 cts.;  $\frac{1}{4}$  lb., 30 cts.; lb., \$1.00.

**Southern Creole.**—A large curled-leaved variety; very popular in the South, where mustard is used very extensively as a salad. Per oz., 10 cts.;  $\frac{1}{4}$  lb., 25 cts.; lb., 75 cts.

**Chinese.**—A variety producing larger and broader foliage and more succulent stems than the Common White; of a deeper green color, and more desirable for salad, but not equal to the Southern Curled. Per oz., 10 cts.;  $\frac{1}{4}$  lb., 25 cts.; lb., 75 cts.



Mammoth Southern Curled Mustard.

**White or Yellow London.**—This is the common White Mustard of commerce, used both as a salad and for flavoring purposes. Per oz., 5 cts.;  $\frac{1}{4}$  lb., 10 cts.; lb., 30 cts.

**Black or Brown London.**—Used for the same purposes as the White; the difference being in the color of the seed. Per oz., 5 cts;  $\frac{1}{4}$  lb., 10 cts.; lb., 30 cts.

### NASTURTIUM, OR INDIAN CRESS.

Sow early in Spring in good rich ground; the plants should be trained to a trellis or rods; the leaves and flowers are used in salads; the seed-pods are picked while young and pickled; the yellow is the variety for this purpose; the other varieties are cultivated for their beautiful and attractive flowers.

**Tall Yellow.**—This variety is principally used for pickling. Per oz., 10 cts.;  $\frac{1}{4}$  lb., 25 cts.; lb., 70 cts.

**Dwarf Tom Thumb, Mixed.**—These

are of various shades of beautiful colors, of dwarf habit, and are very ornamental for the vegetable as well as the flower garden. Per oz., 10 cts.;  $\frac{1}{4}$  lb., 30 cts.; lb., \$ 1.00.

### OKRA, OR GUMBO.

This is a highly esteemed vegetable throughout the entire country. The seed-pods are used in soups, while young and tender, to which it imparts an aromatic flavor; they are also stewed and served up with butter. Sow the seed late in Spring, in very rich soil, in drills two feet apart, observing that the ground is warm, as if cold and moist the seeds will invariably rot; and when the plants are up thin out to a foot apart. The green pods may be preserved for Winter use by cutting them in halves, string and dry them. The seeds can also be ripened, which, when roasted, make a very excellent substitute for coffee; when canned it is also one of the most delightful vegetables for Winter use.

**Tall, or Long Green.**—A tall-growing variety, producing long, thin pods. Per oz.: 10 cts.;  $\frac{1}{4}$  lb., 20 cts.; lb., 60 cts.

**White Velvet.**—An entirely distinct va-

riety, the pods of which are round and smooth, but covered with a fine fibre resembling velvet. We regard it as one of the finest varieties. Per oz., 10 cts.;  $\frac{1}{4}$  lb., 20 cts.; lb., 60 cts.



Perkin's Mammoth Podded Okra.

**The Buist's Dwarf.—**

The Dwarf Okra originated at our Rosedale Farm, and was introduced by us some years ago; it has become the most popular variety with all growers; its peculiarity is not only in its dwarf habit, but its earliness and great productiveness, producing pods from an inch of the ground to the top; of twice the size of the common variety, and from its dwarf habit it is also less exhausting to the soil. Per oz., 10 cts.;  $\frac{1}{4}$  lb. 20 cts.; lb. 60 cts.



Buist's Dwarf Green Okra.

**Perkin's Mammoth Green Podded.—**


This extraordinary variety is not only the most productive known, but forms enormous-sized pods, and is earlier than any other variety. It is a large cropper, and is not only very highly prized by growers but, owing to its great tenderness, is preferred by canners, who preserve it hermetically for Winter use; its average growth is four feet, and each plant produces on an average from twenty to thirty pods, which are of a beautiful green color, and even when young are of a mammoth size. Per oz., 10 cts.;  $\frac{1}{4}$  lb., 20 cts.; lb., 60 cts.

**ONION SETS, OR BUTTONS.**

Onion sets are produced by sowing the seed very thickly in shallow drills, quite early in Spring; the young plants form Onions about the size of peas about Midsummer; when the foliage becomes brown and dry, the crop should then be harvested. Select good, rich soil, and be careful it is not weedy ground, as the labor in cultivating it would be much increased. Use the Planet double-wheel hoe, which will do the work of six hands in cultivating the crop and keeping down weeds. The best varieties to sow for this purpose are the Yellow Strasburg, White Silver Skin and Extra Early Dark Red.

**To KEEP ONION SETS.**—As soon as the crop is ready for harvesting they should be lifted, in dry weather, and thoroughly dried in the shade, after which spread them out thinly in a cool, dry, airy loft; the Yellows should not be over three inches and the White not over two inches thick, and frequently turned over

**In PLANTING ONION SETS** draw out drills about an inch deep and nine inches apart, leaving a space fifteen inches between every three or four drills for convenience in hoeing and collecting weeds. Plant the small sets in these drills about two inches apart, but do not cover them. We say plant small sets, because if you plant large ones they will shoot to seed. In a few days they will commence growing; keep the ground clear of all weeds by frequently hoeing until the crop will be ready for lifting in July. In Midsummer the grower can generally realize higher prices for his crop than later, as the Onions raised from seed do not come into market until Fall, and the demand for early shipping is generally great.



**Yellow Onion Sets.**—Per qt., 20 cts.; 4 qts., 65 cts.; peck, \$1.15; bush., \$4.00.

**Dark Red Onion Sets.**—Per qt., 20 cts.; 4 qts., 65 cts.; peck, \$1.15; bush., \$4.00.

**White or Silver Skin Onion Sets.**—Per qt., 25 cts.; 4 qts., 85 cts.; peck, \$1.50; bush., \$5.00.

**White Pearl Onion Sets.**—Per qt., 25 cts.; 4 qts., 85 cts.; pk., \$1.50; bu., \$5.00.

The prices for Onion sets are subject to market quotations, always write for special prices.

## ONION.

The Onion ranks with the Cabbage in popularity with all cultivators, whether it be for the humble garden of the poor, or the more pretentious one of the wealthy; to grow them successfully, it must be borne in mind that the soil cannot be too rich, and however good it may be, it requires more or less manure for every crop; it is a plant producing numerous roots,



Buist's Prize Medal Yellow Globe Danvers Onion.

**This is the Best Stock in this Country, Producing the Largest and Finest Formed Bulbs. It is the Most Profitable to Grow.**

row or cultivator is to be used; cover the seed very lightly, and should the weather be favorable the rows will show themselves in about two weeks. Keep the rows clear of all weeds by hoeing, observe not to hoe deep, for the more the onion rises out of the ground the finer it is, and the better it keeps. As soon as the plants are three inches high, thin them out to two inches apart; if the weather is moist the thinnings can be safely transplanted, which will also attain a full size; but observe, in planting them, to place the roots only into the ground. For growing large Onions from seed, sow five pounds of seeds to the acre. Sowings are generally made with a seed drill, the best of which is called the Model. Be particular in the selection of your Onion seed; you must secure the new crop, as that of two years old will disappoint you, as failures are continually occurring from sowing old or spurious seed. Nothing further will be required until the crop is taken up, except in destroying all weeds as they appear.

**We make the growing of Onion Seed** one of the specialties of our House. The stock from which we grow our seed, is our old Pedigree stock, famous throughout the country for its purity and fine quality. We make an annual selection of the bulbs from which we grow our supplies; this always insures to our customers seed of the greatest purity and strongest growth. Market gardeners or Onion Set growers who use Onion Seed in large quantities should write for special prices.

**Buist's Yellow Globe Danvers.**—This is the most popular and the most extensively cultivated of all varieties; it is an Annual, seed sown in early Spring will produce full-grown Onions by September in all sections of our country excepting in

the Southern States; it is of a beautiful straw color, of large size, a fine keeping variety, and will yield in good soil from 600 to 700 bushels per acre. Per oz., 25 cts.;  $\frac{1}{4}$  lb., 75 cts.; 1 lb., \$2.50; 5 lbs., at \$2.25; 10 lbs., at \$2.00.



**Large Red Wethersfield.**

—This is another standard variety in the Eastern and Western States, where immense crops are grown for shipment. In cool sections it continues growing the whole Summer, and forms a full-grown Onion by Fall; is of a purplish-red color, of a round or oval shape, and is an excellent keeping variety. The quality of our seed cannot be surpassed. Per oz., 25 cts;  $\frac{1}{4}$  lb., 75 cts.; lb., \$2.50; 5 lbs., at \$2.25; 10 lbs., at \$2.00 per lb.



Large Red Wethersfield Onion.

**Yellow Strasburg or Dutch**

is of the same shape as the White Silver Skin.—Color, brownish yellow; bulb quite flat, and of good size. This is the variety grown in Philadelphia for sets, thousands of bushels of which are annually shipped from this market to different parts of the United States. Seeds sown in this latitude in Spring form the small set by July; these are planted out the following Spring, and form full-grown Onions by mid-summer, they are more hardy than the White and therefore keep better through the Winter. In the Southern States they can be planted out in Autumn, and will continue growing during the entire Winter, and in early Spring they will be fit to use for salads and

stews. Per oz., 25 cts.;  $\frac{1}{4}$  lb., 75 cts.; lbs., \$2.50; 5 lbs., at \$2.25; 10 lbs., at \$2.00 per lb.

**White Silver Skin.**—This is the famous variety which is sown so extensively in Philadelphia for growing Onion Sets, from which full-grown onions are produced by June and July; it is not only the mildest but the most delicate flavored variety, and generally preferred for table use; is of the same shape as the Yellow Strasburg, of a silvery-white color, and exceedingly attractive; it is also used when quite small for pickling purposes; as all White Onions are exceedingly delicate, they are therefore poor keepers through the Winter season, and should be used in the Fall are always very salable. Per oz., 30 cts.;  $\frac{1}{4}$  lb., 80 cts.; lb., \$2.75

**Southport Yellow Globe.**—The Globe Onions are very extensively grown in both the Eastern and Western States, where they are preferred by many to any other variety, not only for the enormous crops they produce, but for their fine keeping qualities; they are an annual variety and require the full season to mature; of a perfect globe shape, and beautiful in both color and form, the Yellow is a very salable variety. Per oz., 25 cts.;  $\frac{1}{4}$  lb., 75 cts.; lb., \$2.50.

**Southport White Globe.**—In form it is the same as the Yellow or Red Globe, but of much milder flavor than either of them, but is not so good a keeper; it, however, commands the highest price in market. Per oz., 30 cts.;  $\frac{1}{4}$  lb., \$1.00; lb., \$3.00.




Southport Yellow Globe Danvers Onion.

If you sow **BUIST'S ONION SEED**  
your Crop will be a Success  
Provided the Season is favorable.

THERE IS  
NO VARIETY

THAT KEEPS AS WELL  
AS THE AUSTRALIAN.



Buist's Selected Australian Brown Onion.

**Australian Brown.**—This variety is of recent introduction, and owing to its extraordinary keeping qualities has gained great popularity, especially with Onion growers in the Southern States; it is of roundish form, of a beautiful amber-brown color, of mild flavor, almost as solid as a rock and may be classed with the early varieties. In the Louisiana and Texas markets, where the Southern Creole Onion reigned supreme for many years, the Australian Brown has almost entirely superseded it. Seeds sown in these States in October and not transplanted, form Onions weighing a pound by June; but if transplanted will attain one and a half pounds by July. Per oz., 25 cts.;  $\frac{1}{4}$  lb., 75 cts.; lb., \$2.25.

**Extra Early Red.**—This is a very early variety, forming full-grown Onions by the last of July or early in August; it is smaller in size and of a flatter shape than the Large Red Wethersfield, and of a much milder flavor; it is grown extensively for the Dark Red Onion Set, which is so popular in the Western States; it is of a deep red color, close grain, solid and heavy, and a good cropper. Per oz., 25 cts.;  $\frac{1}{4}$  lb., 75 cts.; lb., \$2.25.

**White Bermuda.**—We import this variety from the Teneriffe Islands and is identical with the Red Bermuda excepting in its

color, which is pure white; it is exceedingly mild in flavor, but will not keep so well as the Red. Per oz., 25 cts.;  $\frac{1}{4}$  lb., 85 cts.; lb., \$3.00.



Southport Red Globe Onion.

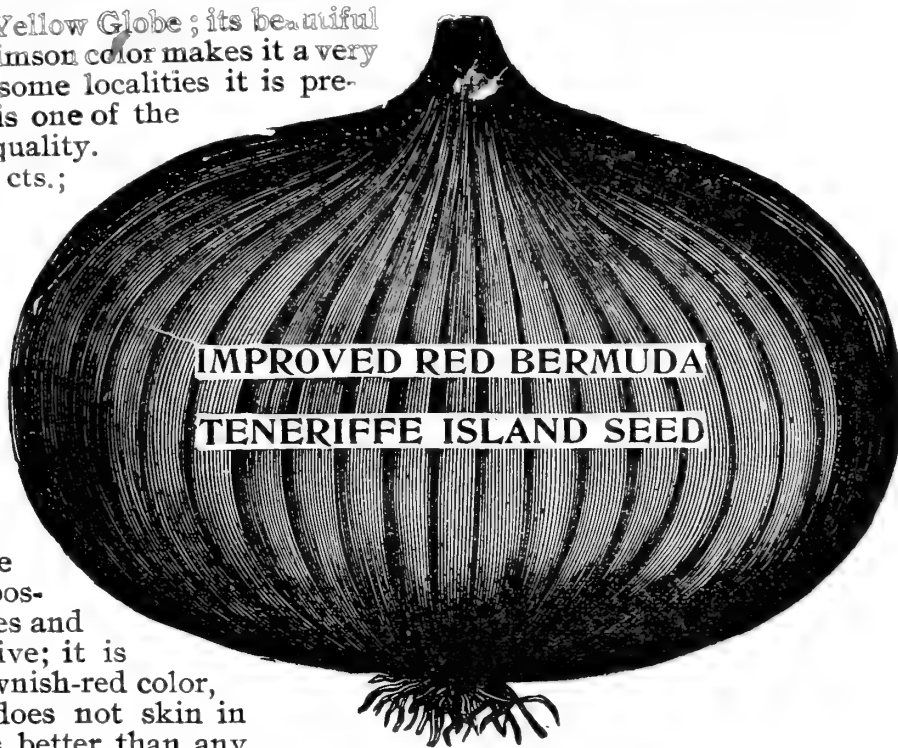
**Southport Red Globe Onion.**—With the exception of color, this variety is iden-

tical with the Southport Yellow Globe; its beautiful form and rich, purplish-crimson color makes it a very salable variety, and in some localities it is preferred to the Yellow; it is one of the best keepers and of fine quality.

Per oz., 25 cts.;  $\frac{1}{4}$  lb., 75 cts.;  
lb., \$2.25.

**Improved Red Bermuda.**

—We import this variety from the Teneriffe Islands and is not only the most popular but the most salable of all foreign varieties, and one that is grown more extensively in the South than any other; the improved is a selection of the old Red Bermuda, but possesses much finer qualities and is also far more productive; it is oval in shape, of a brownish-red color, quite early, very solid, does not skin in transportation, and keeps better than any other foreign variety; is also of a mild and delicate flavor. Like the Italian varieties it produces full-grown Onions from seed the same season; in the South seed sown in the Fall will produce fine large Onions for market in early Spring. Per oz., 25 cts.;  $\frac{1}{4}$  lb., 75 cts.; lb., \$2.50.



Improved Red Bermuda Onion.

**ITALIAN VARIETIES OF ONION.**

The Italian varieties of Onion produce full-grown Onions from seed the first year and in strong soil attain a very large size; they are mild and of the finest flavor, and very popular in the Southern States, being well adapted to that section; when the seed is sown early in Autumn it continues growing all Winter and produces fine large onions the following Spring.



**Mammoth Red Victoria.**—The Victoria class of Onions is entirely different from any other. Their distinctive features are their peculiar oval-round shape, and the immense Onions they produce, frequently weighing five pounds each; under

good cultivation there is no trouble to grow them of this weight and of enormous size; skin is of dark blood-red color, flesh white or slightly tinged with light rose; flesh mild and delicate. Per oz., 20 cts.;  $\frac{1}{4}$  lb., 50 cts.; lb., \$1.75.

**Mammoth White Victoria.**—The only difference between the Victoria Onions is in their color, this variety has a silvery-white skin, sometimes shaded to a milky white color, is very sweet and delicate in flavor. Per oz., 20 cts.;  $\frac{1}{4}$  lb., 60 cts.; lb., \$2.00.

**Giant White Italian Tripoli.**—A very superior variety, of flat form and large size, with a beautiful silvery-white skin, and of mild flavor. Per oz., 20 cts.;  $\frac{1}{4}$  lb., 50 cts.; lb., \$1.75.


**Giant Yellow Rocca, or Spanish King.**—The Rocca class of the Italian Onions is very highly prized, as they all possess very fine qualities and attain a very large size, frequently ranging from one and a half to two lbs. each, this variety is of globular form, with a light yellowish-brown skin, is exceedingly mild and of a very delicate flavor; it requires the full season to form large Onions. The seed should be sown in spring as soon as the soil can be pulverized, but in the South sow in September or October, which will produce large bulbs by Spring. Per oz., 20 cts.;  $\frac{1}{4}$  lb., 50 cts.; lb., \$1.75.

THE LARGEST

CROPPING

YELLOW ONION

IN THE WORLD.



The Great Yellow Prize-Taker Onion—The Heaviest Cropper in the World.

**The Great Yellow Prize-Taker.**—This variety has become famous all over the World, not only for its enormous size, but for the beautifully formed and attractive Onions it produces which frequently measure 12 to 15 inches in circumference and from 3 to 5 lbs. in weight, they are of a rich straw color and exceedingly mild and delicate in flavor; a single Onion will make a dish for a small family, they are crisp and solid and a good keeping variety; highly recommended. Per oz., 25 cts.;  $\frac{1}{4}$  lb., 75 cts; lb., \$2 25.

**Giant Red Rocca.**—This variety has all the fine qualities of the Yellow Rocca, of the same beautiful form, but of a light red color, is slightly stronger in flavor. Per oz., 20 cts.;  $\frac{1}{4}$  lb., 50 cts. ; lb., \$1.75.

**Extra Early White Pearl.**—A very early white variety, almost as transparent as a pearl, of flat form, and of very mild and pleasant flavor, and attains quite a large size, and one of the very best varieties for the South. Per oz., 25 cts.;  $\frac{1}{4}$  lb., 60 cts.; lb., \$2 00.

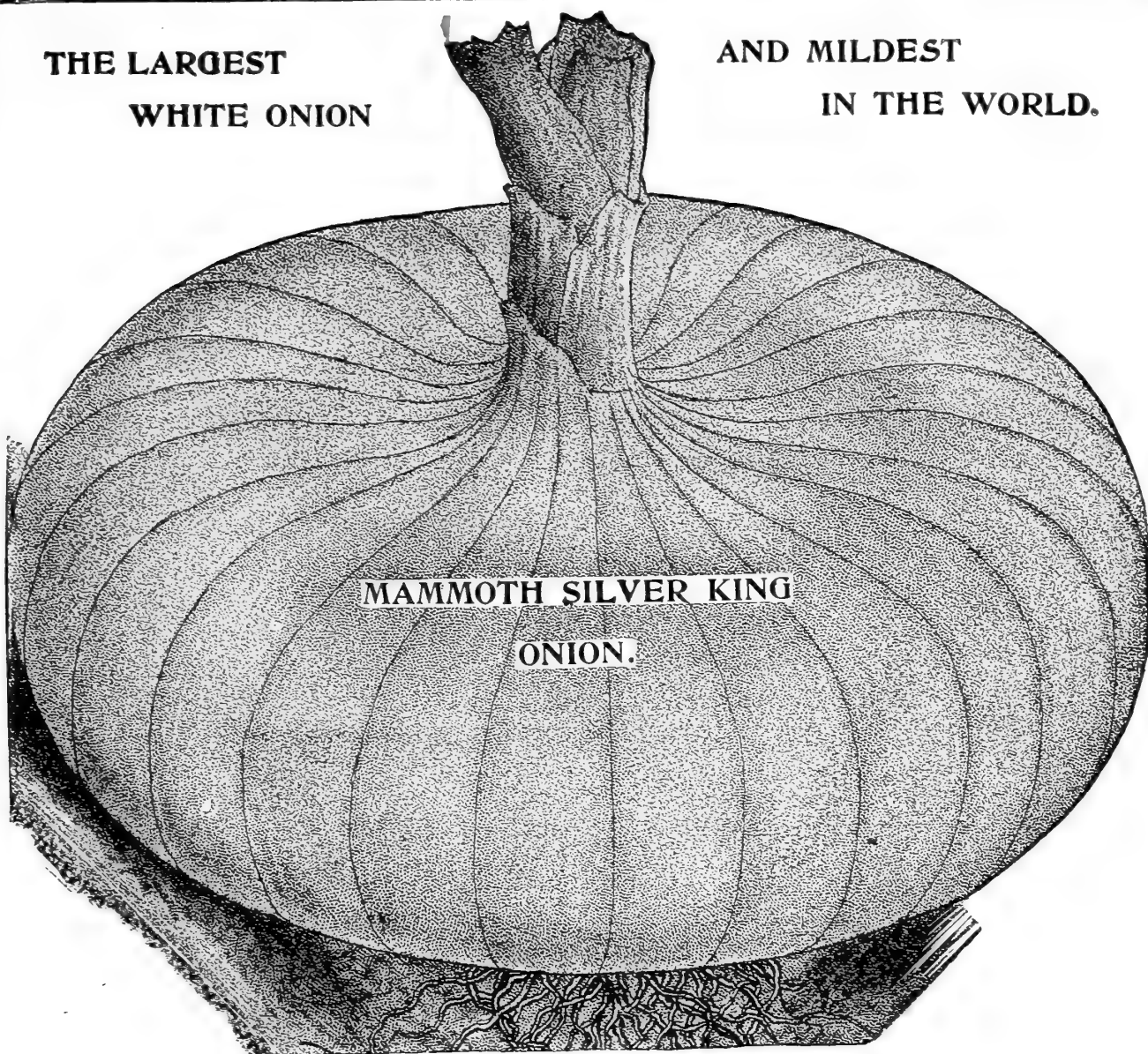
**Early White Queen** is a fine early silver-skinned variety, of beautiful form and rapid growth, and possessing fine keeping qualities; seed sown in early Spring will produce onions from one to two inches in diameter in early Summer, or if sown in early Summer will be fit for use by Autumn. Per oz., 20 cts.;  $\frac{1}{4}$  lb., 60 cts.; lb., \$2.00.

**Silver White Etna.**—A very early silver-skin variety, of mild flavor, of flat shape, and large size. Per oz., 25 cts.;  $\frac{1}{4}$  lb., 75 cts; lb , \$2.25.

**Early White Barletta.**—This variety is two weeks earlier than the famous White Queen; it is regarded as the earliest variety in cultivation. When crop is matured the tops die down close to the bulb, leaving the most perfect miniature onions imaginable, ranging from one to one and a half inches in diameter, of a pure paper-white color, exceedingly mild and delicious in flavor; it is a grand variety for pickling purposes, and if sown thickly in rows will produce small round onions of the size of marbles. Per oz., 20 cts.;  $\frac{1}{4}$  lb., 60 cts.; lb., \$2.00.

THE LARGEST  
WHITE ONION

AND MILDEST  
IN THE WORLD.



MAMMOTH SILVER KING  
ONION.

Mammoth White Silver King Onion.

**Mammoth White Silver King.**—This is undoubtedly the largest, mildest and most attractive of all the Italian varieties, and unequalled for the table; if there is such a thing as a delicate flavored onion, you have it in this variety; these combined qualities have made it the most popular with private growers. It is an annual variety, quite early, and attains perfection the first year from seed, frequently measuring when full grown from 5 to 7½ inches in diameter, which is equal to from 15 to 22 inches in circumference, and weighing from 2½ to 4 lbs. each; of a beautiful silvery-white color; independent of its fine qualities, it is really a wonder in appearance, and also very attractive for exhibition purposes. Per oz., 25 cts.; ¼ lb., 75 cts.; 1b., \$2.25.

**ABOUT BERMUDA ONION SEED.**

**SOW THAT GROWN IN THE  
TENERIFFE ISLANDS.**

Our new crops of Red and White Bermuda Onion Seed arrives from the Teneriffe Islands annually, about September 20th to 25th; orders filled before these dates must necessarily be from the previous year's crop, but will grow almost equally as well as the new. The Italian and California grown seed are far inferior to the Teneriffe, but are substituted by some houses because much lower in price, but the new crop cannot be received any earlier than that from the Teneriffe Islands. For prices see pages 86 and 87.

**... Our Special Offer This Season ...**

What \$1.00 to \$10.00 will purchase of Seeds in Packets, Ounces and Quarter-Lbs.

MAILED FREE AND SAFE DELIVERY GUARANTEED

For ONE DOLLAR	you may select	\$1.25	For SIX DOLLARS	you may select	\$ 7.50
For TWO DOLLARS	"	2.50	For SEVEN	"	8.75
For THREE	"	3.75	For EIGHT	"	10.00
For FOUR	"	5.00	For NINE	"	11.25
For FIVE	"	6.25	For TEN	"	12.50

Please observe that the above offer is only for seeds in Packets, Ounces and Quarter Pounds.

## PARSLEY.

Sow in rows early in Spring, in good rich soil; it makes a very good edging for beds or walks. Seed two years old will vegetate more freely than new seed, which will frequently require five or six weeks to germinate; so the cultivator must not be disheartened if the plants do not appear within a month. Should the weather be dry, watering will hasten their germination. The Garnishing varieties are decidedly the prettiest for ornamenting a dish, but for seasoning they are all equally as good. The seed will also germinate more freely by soaking it twenty-four hours in water, and mixed with sand before sowing.



Buist's Garnishing Parsley.

**Buist's Garnishing or Emerald Parsley.**—

This variety is a general favorite, and is especially recommended for market gardeners, as it stands the Winter well, is of strong growth, beautifully curled, of an attractive emerald green color. It is the most salable of all varieties. Per oz., 15 cts., 4 oz., 30 cts.; lb., \$1.00.

**Champion Moss Curled.**—A famous English variety, and very popular in this country. It is beautifully curled, but the

color is much lighter than the Buist's Garnishing. Per oz., 10 cts.;  $\frac{1}{4}$  lb., 25 cts.; lb., 75c.

**Double Curled, or Covent Garden.**—

A desirable market variety of very dark green color and quite dwarf in habit, is not, however, as curly as the Garnishing varieties, but stands the Winter better; is very popular with the English market gardeners. Per oz., 10 cts.; 4 oz., 20 cts.; lb., 60 cts.

**Dwarf Extra Curled Perpetual.**—A beautiful crimped or curled variety of a bright green color. A very attractive vari-

ety for garnishing. Per oz., 10 cts.;  $\frac{1}{4}$  lb., 25 cts.; lb. 75 cts.

**Fern Leaved.**—A very beautiful variety resembling a fern, and is used very extensively for garnishing purposes and as an ornamental plant for the garden. Per oz., 10 cts.; 4 oz., 25 cts.; lb., 65 cts.

**Plain or Single.**—This is the hardiest variety; foliage very dark green, with plain leaves, having a strong Parsley flavor, and much preferred in French cooking. Per oz., 10 cts.; 4 oz., 20 cts.; lb., 50 cts.

## PARSNIP.

The Parsnip luxuriates in deep, rich soil, which should be subsoiled, and the manure applied should be thoroughly decomposed; ground prepared in this manner will always produce long, smooth roots, provided the seed is pure. Sow the seed in early Spring, thinly in



Sugar, or Hollow Crown Parsnip.

drills eighteen inches apart, and cover them about half an inch with light soil. When the young plants are about two to three inches high, thin them out to four inches apart. They require good cultivation. The roots are perfectly hardy, but improve by remaining in the ground during the Winter season. Sufficient quantities, however, should be stored in out-door pits, or in a cool cellar, to last until Spring. They are also quite a desirable root for stock feeding. The seed, like that of Carrot, will vegetate sooner by steeping it 6 to 12 hours in liquid manure, diluted with water, and mixed with sand before sowing. In the Southern States it does well to sow in October.

**Sugar, or Hollow Crown.**—This is the variety most generally grown for either table use or stock feeding; of it is uniform growth, has a very smooth, clean skin, and is easily distinguished by the leaves arising from a cavity on the top or crown of the root. Per oz., 10 cts.;  $\frac{1}{4}$  lb. 20 cts.; lb., 50 cts.

**Student, or Guernsey.**—This variety is much in favor, it is delicate in flavor, of regular form, has a very smooth skin, and not so coarse as the Hollow Crown. Per oz., 10 cts.;  $\frac{1}{4}$  lb., 20 cts.; lb., 50 cts.

**PEAS.**

It is very essential to a well cultivated garden to have a full supply of this indispensable vegetable throughout the season; to accomplish this, sow a succession every two weeks until the middle of Summer, commencing with Buist's Early Morning Star, of which make two or three plantings; they are acknowledged by all growers to be the earliest and most delicate flavored variety known; then continue with any of the early or wrinkled sorts. The last two plantings in Summer should be the Buist's Early Morning Star or Buist's Premier Extra Early, as other sorts are more or less liable to mildew in the later months.


The ground should be manured the previous year; if it is heavily manured for the crop it causes them to grow more to vine and produce fewer pods. For the first planting (which should be as early in the season as the ground can be worked), select a light, dry soil, and, if possible, to be sheltered from the northwest. The drills should be from two to three feet apart, and the seed planted two inches deep; when a few inches high, draw earth to them, and repeat it again when more advanced. When the tendrils appear, provide them with suitable stakes or branches, which should be of fan form, and placed in the ground in a slanting direction; on the other side of the row, reverse the position of the stakes, which affords the vines more protection and security. If the weather be dry at the time of planting, soak the seeds twenty-four hours in water. Peas for a general crop should always be planted much deeper than for the early one; they will not only produce larger crops, but will remain in bearing condition longer; the roots penetrating to a greater depth of soil, will always make a stronger growth, and are not so liable to be injured by dry weather.

**A Word to Market Gardeners.**—The Pea is one of your most important and profitable crops; you, therefore, cannot bestow too much care in selecting your seed, as the market is always overstocked with what are called Extra Earlys, and offered at tempting low prices. These are generally grown in Canada, in a wild broadcast manner, full of runners, and sold under this name to command a better price in the market. There is no variety that deteriorates more rapidly, both in earliness and dwarfness of habit, than the Extra Early, and it requires a grower to exercise the greatest care in annually selecting his stock seed, and its proper culture, in order to keep it up to its correct standard, both for earliness and freeness from all runners. **BUIST'S EARLY MORNING STAR** and **BUIST'S PREMIER EXTRA EARLY** have always maintained a very high reputation with gardeners for their earliness, productiveness and fine qualities, and are to-day the best known and the most popular among all growers; they are the perfection of Peas, both for earliness and uniform dwarf habit in their growth. One of their great features, that the crop is almost ready for market at once, and the whole crop can be harvested in one or two pickings. These are very desirable features, and just what the gardener requires.

**A Fall Crop Pays Better than a Spring Crop.**—It is not generally known that a Fall crop of Peas pays equally as well, and frequently better, than a Spring crop. Sow Buist's Morning Stars the last of July or early in August; they will be ready for market in six weeks, and always command a good price at that season of the year, because green peas are generally scarce in our markets in the Fall.



## EXTRA EARLY VARIETIES.



## BUIST'S EARLY MORNING STAR PEA.

The Earliest Pea in the World. Ready for Picking in 42 Days.

THEY ARE PUT UP IN GREEN SACKS, AND EACH SACK LEAD-SEALED.

They are much hardier, more productive, and withstand greater change of weather than any other variety. They are the Largest Podded Extra Early, and are entirely free from runners. So uniformly do they ripen that the entire crop can be taken off in two pickings,

WE SELL OVER 10,000 BUSHELS OF THEM ANNUALLY.


Where EARLINESS, productiveness, large-sized pods and sweetness of flavor are desired, this is the variety to grow. It may be truly called the BLOODED STOCK OF EXTRA EARLIES, and stands at the head of the list for the above fine qualities. In a favorable season they will be ready for market in forty-two days, and the entire crop can be taken off in one or two pickings.

To the market gardener earliness is of the greatest importance, as even a few days frequently makes a great difference in price, often a depreciation of from \$2.00 to \$4.00 per barrel. The inexperienced find this out when too late; therefore, the EARLIEST IS WHAT IS REQUIRED—and the EARLY MORNING STAR is THAT variety. Sow them; you will make no mistake. We annually grow 500 acres of them. It was introduced by us in '87, and sold that year two thousand bushels; and each year the demand for them has annually increased. They have been the first Peas shipped North from the great pea-growing districts of Florida, Louisiana, Mississippi and North Carolina since '88, which can be readily attested to by the growers in those sections, and in New Jersey and Long Island, where thousands of acres of them are annually grown, they have attained the same reputation for both earliness and productiveness. Their growth ranges from two to two and a half feet, in accordance with the season; they are entirely free from runners and never require sticking; it is an easy variety to pick, as almost a handful can be grasped at a time. **Please observe** that the true stock of the Morning Star can only be had through our house or from the Merchant who handles our Seeds, and they are put up as above described. Those offered under this name in any other way are Spurious Stock.

## PRICES.

Pint . . . . .	\$0 20	¼ bushel . . . . .	\$1 75	5 bushels at . . . . .	\$5 75
Quart . . . . .	30	½ bushel . . . . .	3 25	10 bushels at . . . . .	5 50
4 quarts . . . . .	1 00	1 bushel . . . . .	6 00	25 bushels at . . . . .	5 25





**BUIST'S PREMIER EXTRA EARLY PEA.**

**The Earliest, Most Productive and Most Profitable Variety for Market (excepting the Buist's Celebrated Morning Star).**

**THEY ARE PUT UP IN WHITE SACKS, AND EACH SACK LEAD-SEALED.**

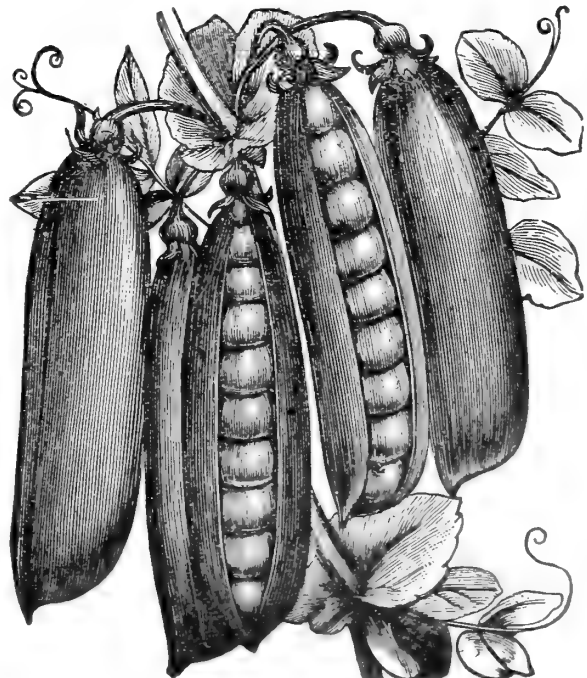
Before the introduction of our famous Morning Star this was the earliest and most profitable variety known, and to-day requires no comment from us to recommend it, as it is grown more largely by the market gardeners of this country than any other brand of Extra Earlys except the Buist's Morning Star. Its **productiveness, earliness, evenness of ripening and great delicacy of flavor are its great features.** These combined requisites make it very profitable to grow for either market or private use. It is a week earlier than what is called "The First and Best;" or, Philadelphia Extra Early, and of a much finer-bred variety. Producing pods of larger size and entirely free from runners, it ripens uniformly, and the entire crop can be taken off in two pickings. **It is sold only under our seal.**

**PRICES.**

Pint, . . . . .	\$ 0 15	1/4 bushel, . . . . .	\$1 50	5 bushels at . . . . .	\$5 25
Quart, . . . . .	25	1/2 bushel, . . . . .	3 00	10 bushels at . . . . .	5 00
4 quarts, . . . . .	85	1 bushel, . . . . .	5 50	25 bushels at . . . . .	4 75

**Allen's Extra Early Sunol.**—This is one of the very finest grades of Extra Earlys, brought up to its present high standard by the process of podding, that is a selection made of the earliest and largest pods of the same type and then sown for seed; this process being repeated a few years, has produced this famous variety. It is a vigorous grower, standing severe changes of weather, vines about 2½ feet high, and generally loaded with fine, large and well-filled pods; another great advantage it possesses is the uniformity of ripening, which reduces the expense of marketing the crop. Per pint, 15 cts.; quart, 25 cts.; 4 qts., 75 cts.; peck, \$1.25; bush., \$4.75; 5 bush., at \$4.50; 10 bush., at \$4.25.

**Philadelphia Extra Early.**—This variety originated in this city many years ago, and were known in those days as the HANCOCKS, HATCHES, or PHILADELPHIA EXTRA EARLY; they have deteriorated very much in reputa-



**Extra Early Sunol Pea.**

tion, owing to Canada Pea-growers naming almost any kind of early stock "The Philadelphia," regardless of earliness or purity. ALWAYS PLANT BUIST'S MORNING STAR, or BUIST'S PREMIER EXTRA EARLY in preference, as they are earlier and more reliable. Per pint, 15 cts.; quart, 25 cts.; 4 qts., 75 cts.; peck, \$1.25; bush., \$4.50; 5 bush., at \$4.25; 10 bush., at \$4.00 per bush.

**Eureka Extra Early.**—A celebrated variety for its earliness, productiveness, dwarf habit, uniformity of cropping and fine quality. Per pint, 15 cts., qt., 25 cts.; 4 qts., 75 cts.; peck, \$1.25; bush., \$4.50; 2 bush., at \$4.40; 5 bush., at \$4.25.

**Dandy Extra Early.**—This is also a very desirable early variety, very productive and of fine quality, but the pods are of smaller size than the best class of Extra Earlies. Per qt., 25 cts.; 4 qts., 75 cts.; peck, \$1.25; bush., \$4.50; 2 bush., at \$4.40; 5 bush., at \$4.25.

**Nott's Excelsior.**

(WRINKLED.)—Next to the famous Extra Early Gradus this is regarded as the finest wrinkled variety ever introduced, which cannot be recommended too highly; it is an improvement on the American Wonder, but is far more vigorous in its growth, more productive and producing much larger pods; the quality is unsurpassed. Pint, 20 cts.; qt., 30 cts.; pk., \$2.00; bush., at \$7.50.

**American Wonder**

(WRINKLED).—An early variety of sweet and delicious flavor, growing from twelve to eighteen inches and very productive. It is later than Buist's Premier Extra Early, but is an excellent variety to plant for a succession. Per pint, 15 cts.; quart, 30 cts.; 4 quarts, \$1.00; peck, \$1.75; bush., \$6.75.


**Extra Early Gradus or Prosperity**

(WRINKLED).—New varieties of Peas are annually being introduced, but generally fade from sight in a year or two; but the Gradus will be an exception, it has come to stay and will always be popular and famous for its fine qualities; it is the earliest wrinkled variety known, it can be sown with safety as soon as the Extra Earlies; early sowings of Wrinkled Peas are liable to be destroyed by cold weather; it is not so with the Gradus, as it is very hardy, it is a vigorous grower, 2½ to 3 feet in height, very prolific and producing pods as large as the famous Telephone, 4 to 4½ inches

long, and filled with 8 to 10 large peas, which are of delicious flavor. Per pint, 25 cts.; qt., 50 cts.; 4 qts., \$1.50; peck, \$2.75; bush., \$10.00.

**First and Best.**—This is a strain of Extra Earlies which when first introduced gained quite a reputation, but within a few years they have been superceded by other varieties which have proved not only much earlier but far more productive; average height of growth three feet, and owing to their strong growth, will continue in a bearing state longer than the finer strain of Extra Earlies. Per pint., 15 cts.; quart., 25 cts.; 4 qts., 65 cts.; peck, \$1.25; bush., \$4.25; 5 bush., at \$4.00; 10 bush., at \$3.75.

**First of All.**—A very celebrated variety of the Extra Early class, and largely grown in the vicinity of New York City; is exceedingly early, of uniform growth of 2½ feet, very productive, with a sweet and delicate flavor, highly recommended. Per pint, 15 cts.; quart, 25 cts.; four quarts, 75 cts.; peck, \$1.25; bush., \$4.50; 5 bush., at \$4.40; 10 bush., at \$4.25.



Nott's Excelsior Pea.

**Improved Early Daniel O'Rourke.**—

A favorite English variety, which was introduced many years since as an Extra Early, to be fully as early as any variety we have in this country; but instead of which it proved only an early variety with smaller pods than usual. The cheap Extra Early Peas offered by many dealers throughout the country are nothing else but the Daniel O'Rourke. Per pint, 15 cts.; quart, 25 cts.; peck, \$1.25; bush., \$4.25; 5 bush., at \$4.00; 10 bush., at \$3.75.

**McLean's Little Gem (WRINKLED).**—

A variety having the dwarf habit of Tom Thumb and the delicate flavor of the Champion of England, two very important features; is very productive for its size, and especially recommended to private growers. It has become a very great favorite for its fine quality, productiveness, and dwarfness of habit. Per pint, 15c.; qt., 30c.; 4 qts., \$1.00; peck, \$1.75; bush., \$6.50.

**Alaska.**—This is the earliest blue variety in cultivation, the dark green color of its pods, makes it a desirable shipping variety, as it will carry long distances without losing color, this quality combined with its extreme earliness recommends it very highly to the market gardener; height two and a half feet; is also the most popular variety for canning, being almost exclusively used for that purpose by the largest canning establishments in the country. Pint, 15 cts.; quart, 25 cts.; peck, \$1.25; bush., \$4.75; 5 bush., at \$4.50; 10 bush., at \$4.25.

**Premium Gem (WRINKLED).**—The most valuable early dwarf wrinkled Pea in cultivation; an improvement on the McLean's Little Gem, being more robust and producing longer pods. Pint, 15 cts.; qt., 30 cts.; 4 qts., \$1.00; peck, \$1.75; bush., \$6.50.

**Blue Beauty.**—This is a blue, round pea, which is nearly as early as the famous American Wonder, but far more productive and a sure cropper; the uniform height of its growth is two feet, so regular is its appearance when growing in rows

that it resembles a miniature hedge; its pods are of medium size and well filled, and for quality and flavor cannot be surpassed. Per pint, 15 cts.; quart, 25 cts.; 4 qts., 75 cts.; peck, \$1.25; bush., \$4.50.

**Early Washington, Early Frame, Early May.**—Are second early varieties, quite productive, tall in growth, and of good flavor. Per pint, 15 cts.; qt., 25 cts.; 4 qts., 75 cts.; peck, \$1.25; bush., \$4.25.

**Early Tom Thumb** is an old-fashioned favorite, on account of its very dwarf habit, and is really more productive than many varieties that grow twice its height. It produces a fine-sized pod and the peas are sweet and tender. Pint, 20 cts.; qt., 30 cts.; 4 qts., \$1.00; peck, \$1.50; bush., \$5.50.

**Laxton's Alpha (WRINKLED).**—Each year adds still more attractive features to this desirable early wrinkled variety; it produces fine, large-sized pods, very productive, and of exquisite flavor, resembling the old Champion of England. Per pint, 20 cts.; quart, 30 cts.; 4 quarts, \$1.00; peck, \$1.50; bush., \$5.50.

### SECOND EARLY OR MEDIUM.

**Horsford's Market Garden (WRINKLED).**—A fine wrinkled variety, coming in between Little Gem and Advancer. The vines are two feet high; very regular in growth, a prolific bearer. The pods, although of medium size, are numerous, and are literally packed with peas of a delicious sweet flavor. Per pint, 15 cts.; qt., 25 cts.; 4 qts., 75 cts.; peck, \$1.50; bush., \$5.00.

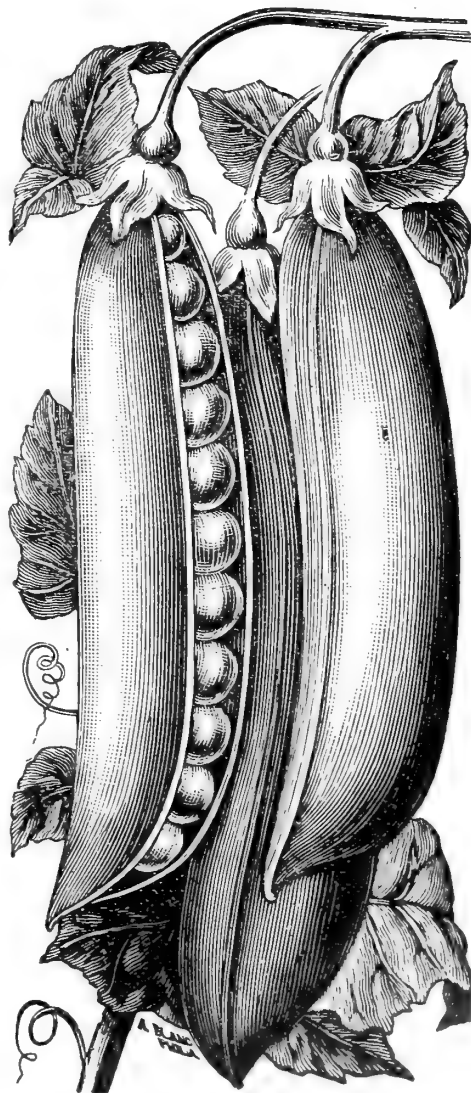
**The Heroine (WRINKLED).**—It is a medium early green wrinkled variety, a strong and vigorous grower, ranging in height from two to two and a half feet, producing a profusion of long, handsome pods; each containing from eight to ten large peas of the very finest and most delicate quality; is very productive, and ready for picking seventy-two days from planting. Pint, 15 cts.; qt., 25 cts.; 4 qts., 85 cts.; peck, \$1.50; bush., \$5.00.

**McLean's Advancer (WRINKLED).**—A very fine green wrinkled variety, two weeks earlier than the Champion of England and exceedingly luscious in flavor. It cannot be too highly recommended and is one of the most popular varieties. Per pint, 15 cts.; qt., 25 cts.; 4 quarts, 75 cts.; pk., \$1.50; bush., \$5.00.

**Bliss's Abundance (WRINKLED).**—A second early wrinkled variety, producing well-filled pods of from 3 to 3½ inches long, of excellent quality. This variety is remarkable for branching directly from the roots, forming a veritable bush, making it necessary to sow the seeds much thinner than usual. Per pint, 15 cts.; qt., 25 cts.; 4 qts., 75 cts.; peck, \$1.25; bush., \$4.50.

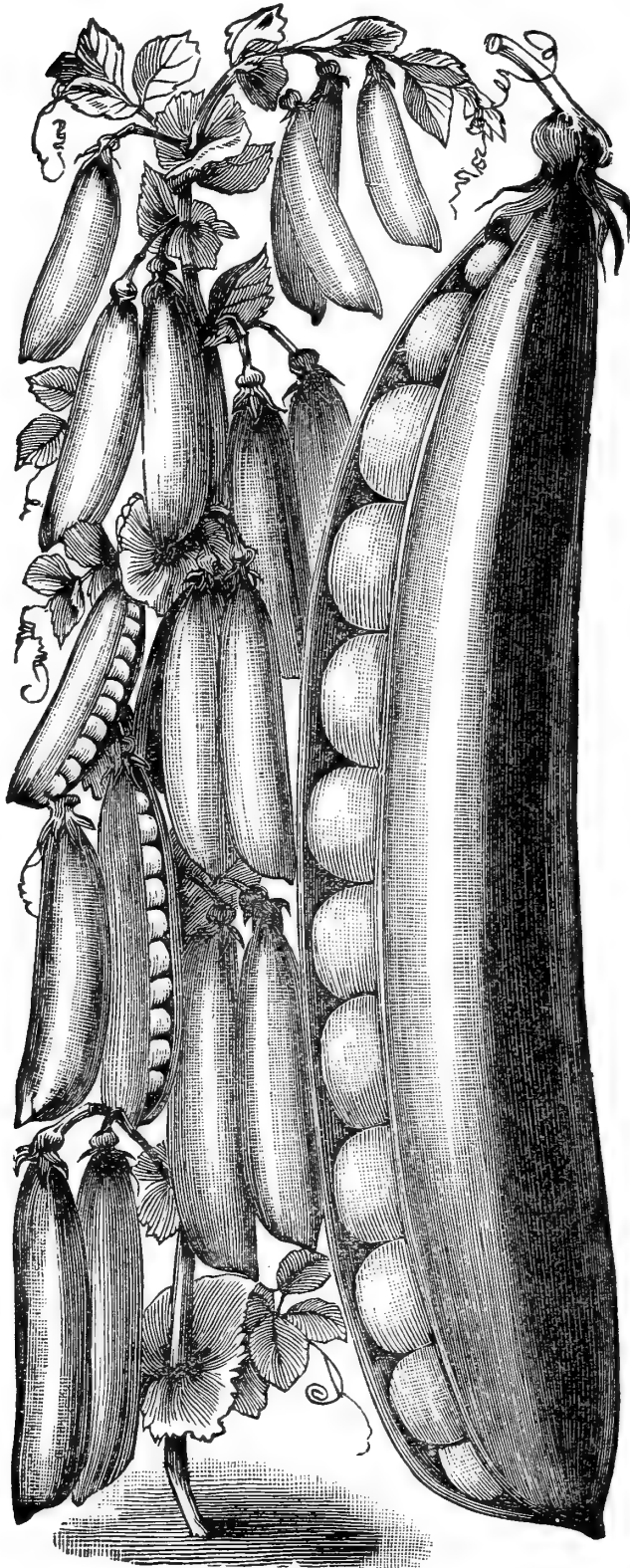
**Fillbasket.**—A very desirable second early variety, hardy, productive, upright, and branching in habit; large pods, peas of medium size, of good flavor, but is grown more for quantity than quality. Per pint, 15 cts.; qt., 25 cts.; 4 qts., 85 cts.; peck, \$1.65; bush., \$6.00.

**Shropshire Hero (WRINKLED).**—This is another famous blue-wrinkled English variety which has been lately introduced, and which was awarded a first-class certificate by the Royal Horticultural Society of England for its fine qualities. It grows a little taller than the Heroine and equally as robust in habit, producing an abundance of large well-filled pods, containing from eight to ten (and frequently twelve) peas of exquisite flavor; growth, 2½ feet. Per pint, 15 cts.; qt., 25 cts.; 4 qts., 85 cts.; peck, \$1.75; bush., \$6.00.



Shropshire Hero Pea

## LATE OR MAIN CROP.



Long Island Mammoth Pea.

**Long Island Mammoth, or Telegraph.**—A general favorite with the market gardeners of Long Island, where it is grown very extensively for a main crop for the New York market, and known in that section under this name, the correct name for which, however, is the Telegraph, as it is an English variety which was introduced a number of years since, from which the famous Telephone originated. It produces very large, well-filled pods, which are of a deep green color and of choice quality; height of growth, 4 feet. Per pint, 15 cts.; qt., 30 cts.; peck, \$1.50; bush., \$5.00.

**Champion of England (WRINKLED).**—

A green-wrinkled variety, famous for its delicious flavor, but is a shy bearer; consider it one of the finest varieties for family use, and will follow any of the second early varieties in ripening; the germ of this pea is very delicate, and should the weather be wet or damp for several days after planting it will invariably rot in the ground, and another planting should at once be made. Per pint, 15 cts.; qt., 25 cts.; 4 qts., 75 cts.; peck, \$1.25; bush., \$4.25

**Yorkshire Hero (WRINKLED).**—An old English variety of luscious quality and very productive. The peas when ripe are creamy-white in color and wrinkled. Cannot recommend it too highly. Per pint, 15 cts.; qt., 25 cts.; 4 qts., 75 cts.; peck, \$1.25; bush., \$4.50.

**Pride of the Market.**—A famous variety, producing pods as long as the Stratagem, and very productive; grows from eighteen inches to two feet high and is of fine flavor; is one of the best and most popular varieties for either market or private growing. Per pint, 15 cts.; qt., 30 cts.; 4 qts., \$1.00; pk., \$1.75; bu., \$6.50.

**Bliss's Everbearing.**—A wrinkled variety, growing about two feet, but of a very distinct habit, producing several vines from the same stem, which continue producing a succession of crops; the peas are of a large size and of fine flavor. Per pint, 15 cts.; qt., 25 cts.; 4 qts., 75 cts.; peck, \$1.25; bush., \$4.50.

**Telephone (WRINKLED).**—A marvelous variety, producing pods of prodigious size and well filled with mammoth peas of exquisite flavor. Growth, five feet; an extraordinary cropper. Per pint, 15 cts.; qt., 30 cts.; 4 qts., \$1.00; peck, \$1.75; bush., \$6.50.

**Improved Stratagem (WRINKLED).**—This famous variety cannot be recommended too highly, and has become one of our most celebrated and popular varieties; it follows the Premium Gems, and it may be classed with the third early varieties, or those intended for a main crop. It is dwarf, growing but two and a half feet high, of strong, robust habit, requiring but slight support, enormously productive, peas sweet and of delicious flavor. Do not neglect planting it, as no garden would be complete without it. Per pint, 20 cts.; qt., 35 cts.; 4 qts., \$1.25; peck, \$2.25; bush., \$8.

**Laxton's Evolution (WRINKLED).**—A famous variety introduced by Laxton of England, who has made the improvement of Peas a specialty for many years; it is a wrinkled variety and one of the very best for main crop, growing from 3 to 3½ feet; its pods are very large and closely packed with good sized peas, which are of delicious quality and of a melting flavor; is very productive and continues bearing for quite a period. Pint, 20 cts.; qt., 30 cts.; peck, \$1.75; bush., \$6.50.

**Dwarf Blue Imperial.**—A standard variety for either private use or for market gardeners; the pods are well filled, and when young exceedingly tender and of fine flavor. The dry peas when soaked turn a beautiful fresh, green color, and are sold in great quantities in our markets during the Winter season. Per pint, 15 cts.; qt., 25 cts.; 4 qts., 75 cts.; peck, \$1.25; bush., \$4.50.

**Eugenie, or Alliance (WRINKLED).**—A white-wrinkled variety equal to the Champion of England in delicacy of flavor, two weeks earlier, and more productive. This is, without any exception, equal to the finest-flavored variety in cultivation; but many remark that they do not wish for a better variety than the Champion. Per pint, 20 cts.; qt., 30 cts.; 4 qts., \$1.00; peck, \$1.50; bush., \$5.50.

**Duke of Albany (WRINKLED).**—This English variety is very similar to the famous Telephone, but is regarded as a very great improvement over that variety, and is to-day one of the most popular and salable varieties of the Covent Garden market, the great vegetable market of London; it is a strong grower, ranging about four feet in height, very productive, pods large and peas sweet and luscious. Per pint, 20 cts.; quart, 35 cts.; 4 quarts, \$1.25; peck, \$2.00; bush. \$7.50.

**Forty Fold (WRINKLED).**—This is an improved variety of the Champion of England, and highly recommended. Per pint, 15 cts.; quart, 25 cts.; 4 quarts, 75 cts.; peck, \$1.25; bush., \$4.25.

**French Canner.**—This is the "Petit Pois or the Small French Pea" of France, which is so extensively used for canning purposes; it is very productive, with long, slim pods containing from 7 to 10 peas; growth from 3 to 3½ feet. Per pint, 15 cts.; qt., 25 cts.; 4 quarts, 75 cts.; peck, \$1.25; bush., \$4.50; 5 bush., at \$4.25.

**Dwarf White Sugar Marrow.**—Ripens with the White Marrowfat, and similar to it in flavor, but dwarf in habit, and requiring no sticks. Per pint, 15 cts.; qt., 25 cts.; 4 quarts, 60 cts.; peck, \$1.00; bush., \$2.75.

**Large White Marrowfat.**—Similar to the Black-eyed in all its features except growth; it is a stronger grower, and not quite as productive. Pint, 12 cts.; qt., 20 cts.; 4 qts., 50 cts.; peck, 75 cts.; bush., \$2.50; 5 bush., at \$2.40; 10 bush., at \$2.25.

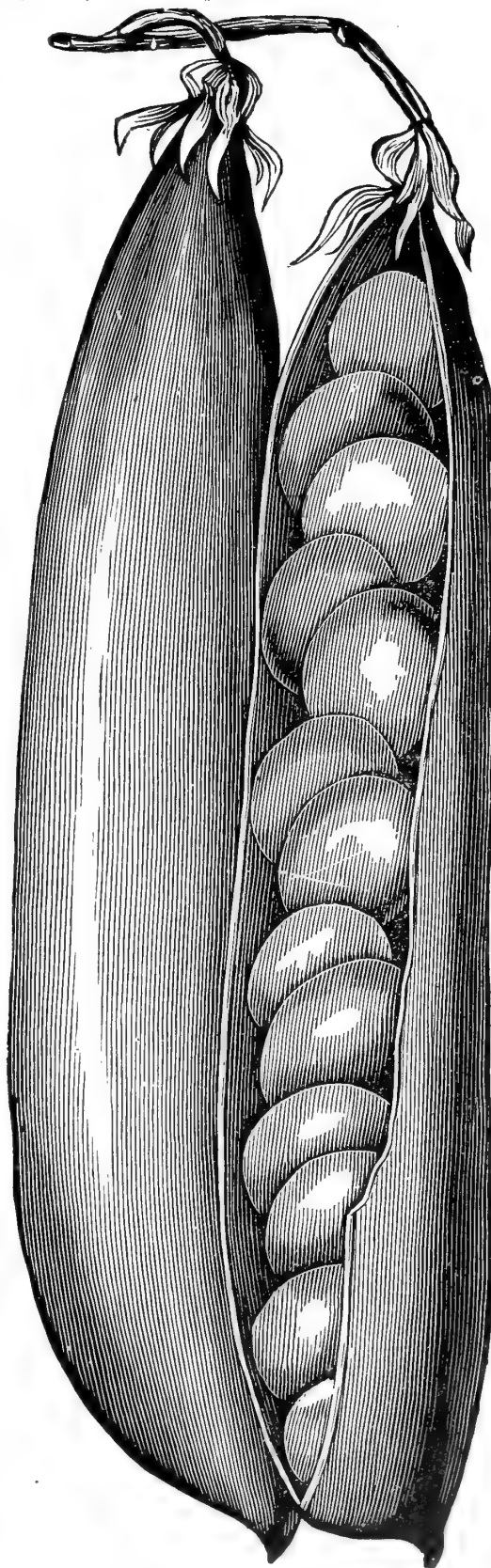
**Royal Dwarf White Marrowfat.**—This is regarded as the best stock of Large White Marrowfats, being dwarf in habit, far more productive, and producing pods of much larger size. Per pint, 15 cts.; qt., 25 cts.; 4 qts., 60 cts.; peck, 85 cts.; bush., \$2.75.

**Black-Eyed Marrowfat.**—This variety is very popular in all parts of our country for its productiveness, but is very objectionable to many on account of having a strong flavor, which is peculiar to the Marrow Pea; it is a strong grower and very productive. Where quantity without quality is wanted, plant Marrowfats. Per pint, 12 cts.; qt., 20 cts.; 4 quarts, 50 cts.; peck, 75 cts.; bush., \$2.50; 5 bush., at \$2.40; 10 bush., at \$2.25.

**Dwarf and Tall Sugar (EDIBLE POD).**—These varieties can be used either shelled or whole, the pods while young being sweet and tender; the string on the back of the pod should be drawn off before boiling. Per pint 20 cts.; quart, 35 cts.; 4 quarts, \$1.25; peck, \$2.00; bush., \$7.00.

**Mammoth Podded Sugar (EDIBLE PODS).**—Grows from five to six feet high; very productive, producing large broad pods, which are of the finest flavor and

exceedingly tender; prepare them for the table the same as Wax Beans. Per pint, 20 cts.; qt, 35 cts.; 4 qts., \$1.25; peck, \$2.00; bush., \$7.00.



Duke of Albany Pea.

**Melting Sugar** (EDIBLE PODS).—Grows to the height of five feet; bears a profusion of large broad pods, which are so brittle that they snap without any string. It

should be used in much the same way as a Wax Bean. The pods when cooked are very sweet and tender. Per pint, 20 cts.; qt., 35 cts.; 4 qts., \$1.25; peck, \$2.00; bush., \$7.

**If you wish to have GREEN PEAS before your neighbor, sow BUIST'S EARLY MORNING STAR. It's a hustler.**

No money is ever saved in sowing a cheap grade of Extra Early Peas. They are always full of runners, and late in ripening. Sow Buist's Morning Star, as they are the earliest and greatest producers. The earliest crop always secures the highest market price, and that is what we are all after.

## PEPPER.

Sow early in Spring in a hot-bed in shallow drills six inches apart. In order to make strong, healthy plants they should be transplanted, when a few inches high, into another bed like the Tomato, or sow in a box placed near a window, in a warm room, and transplant early in Summer; or sow in a warm spot of the garden about the middle of Spring and transplant them, when two inches high, in rows eighteen inches apart and a foot from plant to plant. The Pepper delights in a rich soil, and should be well cultivated.



Large Bell or Bull-Nose Pepper.

**Large Bell, or Bull-Nose**, produces a very large-sized Pepper, which is highly esteemed for pickling, the skin being thicker than any of the other varieties. Per oz., 25 cts.;  $\frac{1}{4}$  lb., 60 cts.; lb., \$2.00.

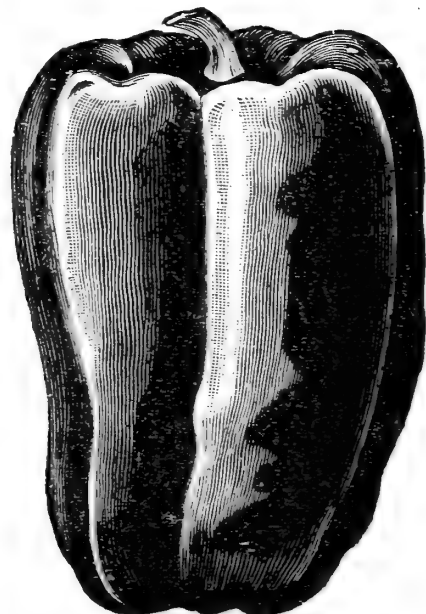
**Large Sweet, or Sweet Mountain**, is similar to the Bell, but milder. Per oz., 25 cts.;  $\frac{1}{4}$  lb., 60 cts.; lb., \$2.00.

**Ruby King**.—An exceedingly large and handsome Pepper of mild flavor; the Peppers are of a bright ruby red, from four and a half to six inches long by nine to twelve inches in circumference. It can be sliced for salad or eaten with salt and vinegar, like tomatoes and cucumbers. Per oz., 25 cts.;  $\frac{1}{4}$  lb., 60 cts.; lb., \$2.00.

**Large Early Neapolitan**.—This is the earliest and most productive of all the large red varieties of Peppers; it forms fruit measuring 4 to 5 in. long by  $4\frac{1}{2}$  to 5 in. in circumference and as mild as an apple. Per oz., 35 cts.;  $\frac{1}{4}$  lb., 75 cts.; lb., \$2.50

**Spanish Monstrous**.—A popular French variety, growing six inches long by two inches thick and of sweet flavor. Per oz., 25 cts.;  $\frac{1}{4}$  lb., 60 cts.; lb., \$2.00.

**Chinese Giant**.—This is the largest variety known, producing fruit of prodigious size, ranging from 5 to 6 inches in diameter and depth. Color, brilliant scarlet; flesh, thick, tender and mild. Per oz., 40 cts.;  $\frac{1}{4}$  lb., \$1.00; lb., \$3.50.



Ruby King Pepper.

**Long Red Cayenne**.—A long red variety; very hot, and is generally used for seasoning soups, etc. Per oz., 25 cts.;  $\frac{1}{4}$  lb., 60 cts.; lb., \$2.00.

**Red Cherry**.—A small, round variety, of dwarf habit and a rich scarlet color, used for seasoning and pickling. Per oz., 25 cts.;  $\frac{1}{4}$  lb., 60 cts.; lb., \$2.00.

**Procopp's Giant**.—Produces mammoth Peppers from eight to nine inches long of a brilliant scarlet color, thick in flesh and hot in flavor. Per oz., 30 cts.;  $\frac{1}{4}$  lb., 75 cts.; lb., \$2.00.

**Elephant's Trunk**.—This variety is very popular with the French, who use it very largely in salads, as it is very mild and of pleasant flavor. The Peppers are very

large, brilliant scarlet, measuring from eight to twelve inches in length by two and a half inches wide. Per oz., 30 cts.;  $\frac{1}{4}$  lb., 75 cts.; lb., \$2.50.

**Small Red Chili.**—Red conical pods about two inches long, very hot, and gen-

erally used for seasoning and pepper sauce. Per oz., 25 cts.;  $\frac{1}{4}$  lb., 75 cts.; lb., \$2.50.

**Celestial.**—The fruit of this variety is of cone shape, of a creamy-white color, which changes to a vivid scarlet. Per oz., 25 cts.;  $\frac{1}{4}$  lb., 75 cts.; lb., \$2.50.

## POTATOES.

THE BUIST BRAND of SEED POTATOES are grown by us in MAINE, VERMONT, NOVA SCOTIA and PRINCE EDWARD'S ISLAND. They are the finest that CAN BE PRODUCED, and are in great demand.

 In purchasing, see that each barrel is stenciled BUIST'S SELECTED.

The Potato requires a rich, sandy loam, with very liberal and clean culture; thoroughly decomposed manure is the best, and when that is not abundant add bone-dust or guano. The crop will pay the cost and leave the soil in splendid order. Old sod land, well turned under in the Fall and lightly ploughed and harrowed in the Spring, will produce a sound crop, and often an astonishingly large one. Clover sod for this purpose is excellent, and furnishes to the soil a large amount of vegetable substance; when turned under in August or September it will rot by the following Spring, and only a top dressing of some well-established fertilizer will be required to carry through the crop. Wet land produces a coarse, unpalatable potato, and one of little value even as food for cattle. Barnyard manure is of little benefit to such land, and is money wasted. Ground should never be ploughed while wet or heavy; it injures the soil, and does more harm than the manure can offset; the ground should be prepared as carefully and thoroughly for potatoes as for any other crop; attention in this particular well repays the farmer. This crop requires but little manure if the ground is rich, and that should be old and well rotted. By many, spreading the manure before ploughing in the Spring is thought to be the best mode. At the time of planting, bone-dust, ashes, plaster, marl, and like fertilizers, can be used to great advantage. as they are of a dry and absorbent nature. On wet soil they are very beneficial, as they prevent disease as well as promote the growth of the tubers. On warm, dry, light soil muck compost may advantageously be used; decayed leaves are excellent. In season of disease among potatoes, in fields where ashes have been used they have suffered but little from the rot.

If you wish large, well-formed roots, do not plant small ones; always select the best, cut them into four or six pieces, according to size, preserving as many eyes to each as possible; you will then have strong healthy vines and roots. If small tubers are planted whole, the result in general is a quantity of small vines, followed with an over-proportion of small potatoes. Many cultivators in this vicinity select good-formed tubers and plant them whole. This may be an advantage should the season prove to be very dry, but we look upon it as a great waste of seed, as the product from such a crop is no better than those grown from well-formed tubers cut into sets. Of late years no vegetable has been improved as much as the Potato. Since the introduction, years ago, of the valuable Early Rose, new varieties have flooded the market every year, all claiming either greater earliness, productiveness, or finer flavor. If they keep on in the future as they have in the past, names for them will almost be exhausted. We have now over five hundred varieties by name, but in a few seasons these become almost unknown, and their places taken by other varieties, for which greater merit is claimed. With all the improvements in names, we have no better early varieties to-day than the Early Rose, Ohio, and Early Triumph. CHANGE YOUR SEED is one of the secrets in producing—good roots and rich soil is the other. Always obtain your seed from a cooler climate and from a different character of soil. OUR ENTIRE STOCK OF POTATOES IS GROWN IN MAINE, VERMONT, NOVA SCOTIA AND PRINCE EDWARD'S ISLAND.

**How shall I keep my Potatoes?** It is a matter of no small importance to the farmer to be able to keep his crop of Potatoes in good condition through our long Winters, and to offer them for sale, free from blemish or mildew, in the Spring. A well-kept Potato generally brings three or four times its value in market in early Spring than the same stock will if sold in the Fall, paying an extra profit over and above the cost of storing, handling and care required. Of the three methods of storing in general use, each has its champion. They are: Storing in barrels, bins, heaps or pits. The advantage of placing in barrels is, they can be easily handled, do not suffer from abrasion, can be readily looked over, and if *disease presents itself* it can be checked or removed. Where thousands of bushels are raised on one farm, this method cannot be followed on account of the time and expense involved. Bins are largely used by our large farmers, especially those near large cities, as the roots can at any time be reached and made ready for market. A dry, cool, well-ventilated cellar with the light excluded, is the best place for storing them. It has been found very advantageous in preventing decay to sprinkle lime in the barrels or bins, at the rate, say, of one pound to each barrel. It acts as an absorbent, and neutralizes the earthly odors, thus directly

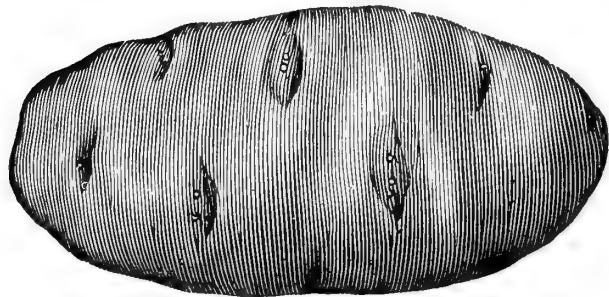
acting as a preventative of decay to the tubers. The importance of excluding light from Potatoes and keeping them as cool as possible cannot be overestimated as a means of preserving the crop.

**Early Rose.**—Every cultivator of the Potato, both far and near, is familiar with the Early Rose. It was the pioneer of almost all the improved varieties of the present day; its highly extolled character when first introduced has not depreciated in the least; in fact, cultivators cannot speak too highly of it; it pleases the market gardener as well as the private grower; and in reputation to-day it equals that of any other variety. To keep it in perfection it is always necessary to obtain your seed from potatoes grown in an Eastern climate, and those from Maine are always the best; to keep planting from your own seed greatly deteriorates the quality, decreases its productiveness, and reduces their size. We can supply the Early Rose grown in Vermont, Maine, or Prince Edward's Island as desired. Per peck, 60 cts.; bush., \$1 50; bbl., \$4 00.

**Houlton Early Rose.**—The Houlton stock of Early Rose, when strictly pure, is regarded as the earliest and most desirable stock for planting. They are from Houlton, Maine, and are always of a bright color, thin skin and of perfect form. Per peck, 60 cts.; bush., \$1 50; bbl., \$4.00.

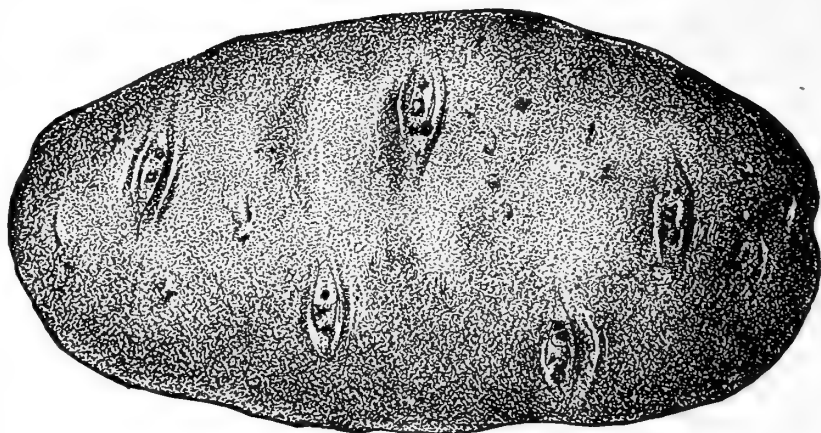
**Presque Island Early Rose.**—We grow our finest stock of Early Rose at Presque Island, which is one of the famous islands of Maine for raising Potatoes; the deep rich soil and favorable climate is especially adapted to their growth; the Potatoes are always handsome in their appearance, having almost a transparent, thin, pink skin. Stock of this kind will always produce crops of fine quality in any State if the season is at all favorable. Per peck, 60 cts.; bush., \$1 50; bbl., \$4.00.

**Early Sunrise.**—A variety possessing extreme earliness and great productiveness,



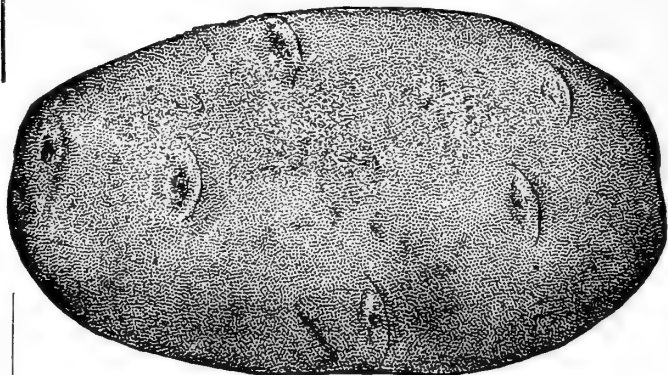
Early Sunrise Potato.

producing Potatoes fit for the table in fifty-two days from time of planting. The tubers are oblong, large, solid, uniform, and handsome; flesh white, fine grained, and dry, cooking well even when first dug; very productive and of fine keeping quali-



Houlton Early Rose Potato.

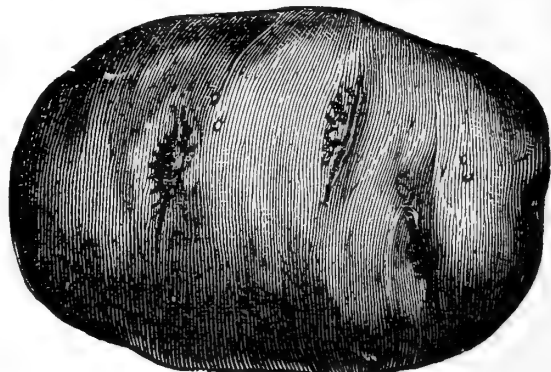
ties; foliage dark green, of strong growth. Per peck, 60 cts., bush., \$1 50; bbl., \$4 00.



Early Norther Potato.

**Early Norther.**—A very handsome seedling from the Early Rose, which it closely resembles in form and color and claimed to be a week earlier; it originated in Aroostook County, Maine. It has a strong, vigorous growth, eyes few and shallow, cooking dry and mealy whether baked or boiled. Per peck, 60 cts.; bush., \$1.50; bbl., \$4 00.

**Extra Early Vermont.**—This variety is similar in color, form and general appearance to the Early Rose; it is, however, considered by many rather more hardy, a better keeper, more productive and earlier; it always proves a great favorite with all who cultivate it. Per peck, 60 cts.; bush., \$1.50; bbl., \$4 00.




Early Ohio Potato.

**Early Ohio.**—A seedling of the Rose, resembling it in color, of round-oblong shape;



it is of fine quality, about a week earlier than the Rose, is a good yielder, and one of the very finest varieties for the table. Per peck; 60 cts.; bush., \$1.50; bbl., \$4.00.



Pride of the South Potato.

**Pride of the South or Early White Triumph or Bermuda.**—This is one of the earliest and finest varieties, and has attained a great reputation in the Southern States as being one of their best, most productive and earliest shipping varieties; it is of round and uniform shape, white skin, with a pink cast around the eyes, which are few and on the surface. It is a vigorous grower and of the very finest quality; in other words, it is the famous Early Red Triumph, but instead of being pink skin it is pure white. Per peck, 60 cts.; bush., \$1.50; bbl., \$4.00.




Bliss Early Red Triumph Potato.

**Bliss Early Red Triumph, or Improved Bermuda.**—This beautiful variety combines the productiveness of the Carmen with the good qualities of the Early Rose; it is an extra early variety, the tubers are of medium size, round and uniform in shape, eyes slightly depressed, color a beautiful light red. Its great beauty, productiveness and fine quality make it one of the best extra early market varieties, especially for the South, where it is a very great favorite. Per peck, 60 cts.; bush., \$1.50; bbl., \$4.00.

**Clark's No. 1.**—A very highly esteemed variety, resembling the Early Rose and of very fine quality; regarded by some as being more productive. Per peck, 60 cts.; bush., \$1 50; bbl., \$4 00.

**Early Snowflake.**—It is one of the earliest varieties, ripening about the same time as the Early Rose. The tubers are of medium and uniform size; shape elongated oval, exceedingly symmetrical and remarkably uniform; skin white, with a russet tinge. Its flesh is of exceedingly fine grain, snow-white when boiled. Per peck, 60c.; bush., \$1 50; bbl., \$4 00.

**Crown Jewel.**—A celebrated early variety, and is a seedling of the Early Ohio, of fine quality and very desirable for early planting. Skin white and smooth, eyes shallow, flesh pure white and floury, quite productive. Per peck, 60 cts.; bush., \$1.50; bbl., \$4.00.



Early Beauty of Hebron Potato.

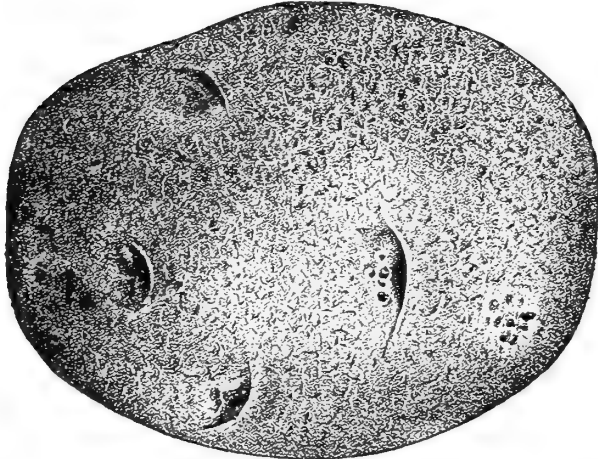
**Early Beauty of Hebron.**—One of the best of the early varieties. In some sections it proves earlier than the Early Rose, vine vigorous, growing very rapidly; very productive. Tubers similar in shape to the Early Rose, but shorter. Skin tinged with pink at first, but becomes pure white during the Winter. Is of the finest quality. Per peck, 60 cts.; bush., \$1.50; bbl., \$4.00.

**Early Puritan.**—This variety is of handsome oblong shape; the skin and flesh are of pure white. It cooks dry and floury, and is of excellent quality. It is very productive; the vines are of vigorous, upright growth, and the potatoes mature as early as the Early Rose. Per peck, 60 cts.; bush., \$1.50; bbl., \$4.00.

**Freeman.**—Oblong, slightly flattened, russet netted skin, eyes very shallow, table quality unsurpassed and under favorable conditions the best yielding early Potato; especially suitable for moist or very rich land. Per peck, 60 cts.; bush., \$1.50; bbl., \$4.00.

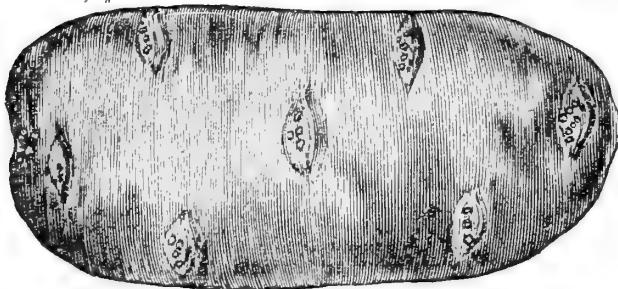
**Mammoth Pearl.**—It is handsome in appearance, free from rot and never hollow; skin and flesh very white; eyes few and even with the surface, oblong to round in shape; large, ripens in August; very productive, and of fine quality, cooks dry and mealy. Per peck, 60 cts.; bush., \$1.50; bbl., \$4.00.

**State of Maine.**—A large oval and slightly flattened pure white variety, medium early, very productive, good flavor, cooks dry, and a good keeper. One of the very best varieties for Fall and Winter use Per pk., 60 cts.; bush., \$1.50; bbl., \$4.00.



Irish Cobbler Potato.

**Irish Cobbler.**—A very early variety, claimed to be earlier than the Early Ohio, and fully its equal in quality; size medium round, eyes deep, flesh white and of good quality. Per peck, 60 cts.; bush., \$1.50; bbl., \$4.00.



White Star Potato.


**White Star.**—A very handsome and productive variety of medium earliness; tubers oblong, large and uniform in size; vines strong, of a dark green color, stocky and vigorous; skin and flesh white and of fine quality; an excellent table variety, and keeps well. Per pk., 60 cts.; bush., \$1.50; bbl., \$4.00.

**White Elephant.**—A fine late variety of excellent quality, fine flavor, wonderfully productive, of great beauty and a fine keeper. Tubers large and solid, growing closely together in the hills. Per pk., 60 cts.; bush., \$1.50; bbl., \$4.00.

**Peerless.**—In the South this is the most popular late variety; its great beauty, supe-

rior quality and enormous productiveness have made it a great favorite; its form is oblong, skin dull white, slightly russeted, eyes shallow, flesh white and grows to a large size, frequently attaining 1½ to 2 pounds each, and producing from 300 to 400 bushels to the acre. Per peck, 60 cts. bush., \$1.50; bbl., \$4.00.

**Bovee.**—One of the earliest and most productive varieties; handsome, oval form; flesh, white; skin, pink; quality, unsurpassed. Per pk., 60 cts.; bush., \$1.50; bbl., \$4.00



Burbank's Seedling Potato.

**Burbank's Seedling.**—A white skinned medium early variety, of fine form and good size, has few eyes which are but little below the surface. Either boiled or baked it is dry and floury, while the flesh is of fine grain and excellent flavor. Per peck, 60 cts.; bush., \$1.50; bbl., \$4.00.

**Carman No. 1.**—It is intermediate in ripening, and resembles the Rural New Yorker No. 2 in shape, and also in having very few and shallow eyes. The flesh is white and quality perfect. An enormous producer of very large and handsome tubers. Per peck, 60 cts.; bush., \$1.50; bbl., \$4.00.

**Carmen No. 3.**—This famous variety originated on the trial grounds of the "Rural New Yorker"; it is one of our finest late varieties, of large size, oblong, and slightly flattened, white skin, enormously productive and a very fine Winter variety. Per peck, 60 cts.; bush., \$1.50; bbl., \$4.00.


**Green Mountain.**—This is the most popular late variety with our farmers and is the most profitable to plant for a main crop; it is oval in shape, large in size, white skin and a great cropper of fine quality, it produces very few small potatoes, highly recommended. Per peck, 60 cts.; bush., \$1.50; bbl., \$4.00.

## PUMPKIN.

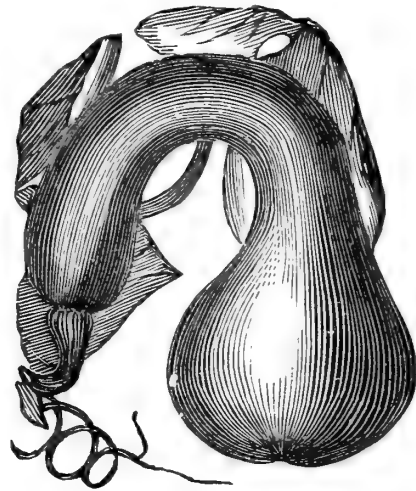
Pumpkins should never be grown in the kitchen garden, as they will invariably mix with Squashes, Cucumbers, Melons; or, in fact, the fruit of all vine seeds will be very much deteriorated and damaged by hybridization. Plant them in the field among corn, or compost heap; they will grow in any situation and in any kind of soil.

**Mammoth Golden Cashaw.**—This is the best of all varieties for pies and custards and also for feeding purposes. It grows to a large size, with crook neck; of a beautiful yellow color when matured; flesh is thicker, more solid, sweeter and finer grained than any other variety. Per oz., 10 cts.; ¼ lb., 25 cts.; lb., 80 cts.

**Green Striped Cashaw.**—A very productive but coarse-growing variety of large size, crook neck and mottled with green and white stripes; flesh soft and spongy; not desirable for table use, but is one of the very best varieties to grow for feeding hogs and cattle. Per oz., 10 cts.; ¼ lb., 20 cts.; lb., 65 cts.



Cheese Pumpkin.



Yellow Cashaw Pumpkin.

**Large Cheese** is of a flattened shape, color bright orange, and can be used either for stewing or feeding to stock. Per oz., 10 cts;  $\frac{1}{4}$  lb., 20 cts.; lb., 50 cts.


**Mammoth King.**—This variety is famous for the size of the Pumpkins it produces, which frequently weigh 150 lbs; is of a grayish yellow color; it is only cultivated for curiosity or exhibition purposes, as its flesh is coarse and stringy and only fit for stock feeding. Per packet, 10 cts.; oz., 20 cts.;  $\frac{1}{4}$  lb., 40 cts.; lb., \$1.25.

**Connecticut Field** is the common round variety cultivated by our farmers in their corn-fields for stock feeding. Per oz., 10 cts.;  $\frac{1}{4}$  lb., 20 cts.; lb., 40 cts.

**Tennessee Sweet Potato.**—Of medium size, pear-shaped; color creamy-white, lightly striped with green; flesh thick, fine grained, dry, brittle, and of excellent flavor; hardy, very productive, and keeps sound until late in the Spring. Per oz., 10 cts.;  $\frac{1}{4}$  lb., 25 cts.; lb., 70 cts.

**Jonathan.**—A very large and desirable variety, resembling a Mammoth Crook-Neck Cashaw but more uniform in its

**Yellow Cashaw Crook-Neck** grows to a medium size; color, light yellow, and is the best variety for table use. Per oz., 10 cts.;  $\frac{1}{4}$  lb., 20 cts.; lb., 65 cts.




Mammoth King Pumpkin


formation; skin creamy white and of a very attractive appearance. It is very prolific; flesh fine, clear and sweet, making it valuable for pies and other table uses; its hard shell makes it an excellent keeper. Per oz., 10 cts.;  $\frac{1}{4}$  lb., 20 cts.; lb., 60 cts.

**Nantucket, or Sugar.**—It is oblong or bell shaped and ribbed, the outer color of the skin dark green, almost black; the flesh is orange; it is a splendid pie pumpkin. It keeps well through the Winter. Per oz., 10 cts.;  $\frac{1}{4}$  lb., 25 cts.; lb., 75 cts.

**Mammoth Field, or Big Tom.**—This is one of the largest, most uniform growing and productive varieties known; it has been produced by an annual selection be-  
~~ing~~ made for a number of years from the



Nantucket or Sugar Pumpkin.



Quaker Pie Pumpkin.

only desirable for its prodigious size. Per oz., 20 cts.;  $\frac{1}{4}$  lb., 40 cts.; lb., \$1.25.

old Golden Marrow by one of the largest canning establishments in Ohio, and who annually grow hundreds of acres especially for canning; they say that they can find no variety equal to it for this purpose. Per oz., 10 cts.;  $\frac{1}{4}$  lb., 20 cts.; lb., 50 cts.

**Quaker Pie.**—A very distinct and desirable variety for custards or pies. For many years it has been in possession of a family of Quakers in Washington County, N. Y., where it became very celebrated for its very fine quality for that purpose. It is of a peculiar shape, and unlike any other variety, being oval and tapering towards each end, and of a creamy color both inside and out; flesh of fine grain, rich flavored and a good keeper; is entirely free from that coarse and stringy character so common to many varieties. Per oz., 10 cts.;  $\frac{1}{4}$  lb., 25 cts.; lb., 75 cts.

**Mammoth Red Etamps.**—A bright red variety from France, frequently attaining 150 pounds in weight, of coarse quality;

**If you are a Gardener, and are a large Purchaser of SEEDS, send for our GARDENERS' QUARTERLY PRICE LIST.**

Our Seeds are also put up in small and large packets. See special prices for them on Page 2.

## RADISH.

The Radish is one of our most popular vegetables, but it contains little or no nourishment, and should never be eaten unless young and crisp, as when they become old and pithy they are exceedingly unwholesome; as their tenderness depends entirely on the rapidity of their growth, the soil should therefore be light, rich, and finely pulverized; avoid a very great error which is frequently made in sowing too thick, as when such is the case they will form no bulb, they must therefore either be sown thinly or thinned out. To have a constant supply, a sowing should be made every ten days from early in Spring until the beginning of Summer; the soil should be very rich and finely pulverized. The early varieties can be sown broadcast, very early in the season, among crops of Peas, Beets, Onions, etc., if, however, not sown until late, they will invariably shoot to seed before forming any bulb, as they will not stand hot weather.

### Long Brightest Scarlet, or Cardinal.


—This beautiful and valuable variety was introduced from France, and is the earliest variety of the Long Scarlet class; color of brightest scarlet, of long, thin shape, beautifully tipped with white; it is an extra early variety and ready for the table in a month after sowing. Per oz., 10 cts.;  $\frac{1}{4}$  lb., 20 cts.; lb., 60 cts.

**The Cincinnati Market.**—This is another selection of the Long Scarlet, with exceedingly small tops, and grows from 6 to 7 inches long; of a beautiful bright scarlet color with a very delicate skin; one of the best and most attractive market varieties. Per oz., 10 cts.;  $\frac{1}{4}$  lb., 20 cts.; lb., 60 cts.

**Buist's Early Long White.**—This is a selection made from the Early White Vienna; in form it is more perfect, of a whiter shade of color and a week earlier. Highly recommended for market. Per oz., 15 cts.;  $\frac{1}{4}$  lb., 30 cts.; lb., \$1.00.

**Wood's Early Frame.**—In shape and color similar to Long Scarlet, though not

quite so long; it is, however, fully ten days earlier; has very small tops. A very desirable forcing variety. Per oz., 10 cts.;  $\frac{1}{4}$  lb., 20 cts.; lb., 50 cts.

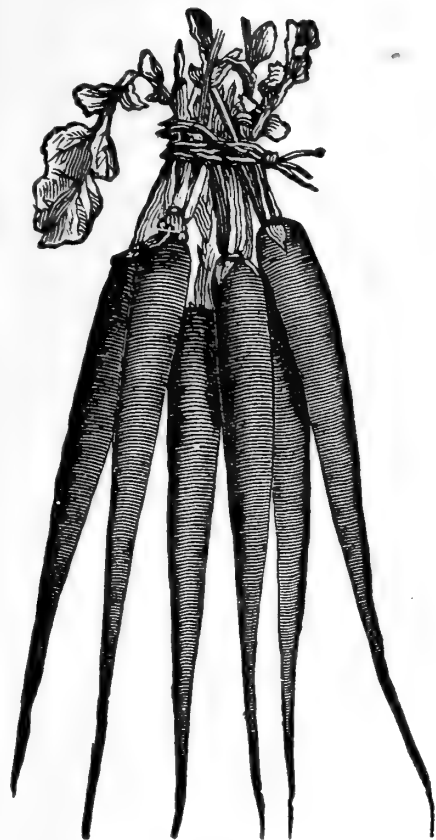


Lightning Scarlet Forcing Radish.

**The Lightning Scarlet Forcing.**—This is the earliest forcing variety in the world, ready for the table within three weeks from sowing; of turnip shape, of a bright scarlet color; flesh tender and exceedingly delicate in flavor. Per oz., 10 cts.;  $\frac{1}{4}$  lb., 25 cts.; lb., 75 cts.

**Buist's Selected Early Long Scarlet.**—This improved strain of Long Scarlet Radish is regarded by our most extensive market gardeners to be the finest stock they ever grew; for earliness, brilliancy of color, and shortness of top it cannot be surpassed, and it is the most profitable to grow for an early crop. Per oz., 15 cts.;  $\frac{1}{4}$  lb., 25 cts.; lb., 75 cts.; 5 lbs., at 70 cts.; 10 lbs., at 65 cts.; 25 lbs., at 60 cts.

**Early Long Scarlet Short Top.**—The most desirable for early forcing, or first sowing in the garden; it is of a bright scarlet color, and when grown on rich soil is very tender and brittle; do not sow in warm weather, as it will shoot to seed and form no bulb. It can also be sown early in the Fall for a late crop. Per oz., 10 cts.;  $\frac{1}{4}$  lb., 20 cts.; lb., 50 cts.; 5 lbs., at 45 cts.; 10 lbs., at 40 cts.; 25 lbs., at 35 cts.



Buist's Selected Early Long Scarlet Radish.




Long White Vienna or Lady Finger Radish.

**Long White Vienna, or Lady Finger.**

—One of the finest varieties of this class; grows as long as the Long Scarlet; both flesh and skin are pure snow white, crisp and tender, and of very rapid growth. A favorite market variety and very salable. Per oz., 10 cts.;  $\frac{1}{4}$  lb., 20 cts.; lb., 60 cts.

**Early Deep Scarlet Turnip.**—One of the most desirable early varieties for either market or private gardens, small in size, globular in form and of a rich color; tops small and of very rapid growth. Per oz., 10 cts.;  $\frac{1}{4}$  lb., 20 cts.; lb., 60 cts.

**Buist's Earliest Scarlet Turnip, or Scarlet Button.**—A very beautiful variety and a general favorite, of a brilliant scarlet color, and is adapted for either forcing or for early sowing in the garden, but will not stand the heat; it can also be sown early in the Fall for late crop. Per oz., 10 cts.;  $\frac{1}{4}$  lb., 25 cts.; lb., 75 cts.




Earliest Erfurt Scarlet Turnip Radish.

**Earliest Erfurt Scarlet Turnip.**


—This is one of the earliest of all the Scarlet Turnip varieties; of the deepest color, perfect shape, small foliage, and the best forcing radish. Per oz., 10 cts.;  $\frac{1}{4}$  lb., 25 cts.; lb., 75 cts.

**Earliest Carmine Olive, or Red Rocket.**—This variety is the earliest and most attractive of the Olive-shaped class; it is of a beautiful carmine color, of perfect shape, exceedingly dwarf foliage, and is a startler in its earliness, as in twenty



Earliest Carmine Olive or Red Rocket Radish.


to twenty-five days the Radishes are ready for the table. Per oz., 10 cts.;  $\frac{1}{4}$  lb., 25 cts.; lb., 75 cts.



Early Scarlet Globe Radish.

**Early Scarlet Globe.**—This very beautiful German variety has proved a very great favorite; it is of a brilliant scarlet color, of globe shape, short leaved and very early; remarkable, not only for its great beauty and its extreme earliness, but is one of the most salable varieties, as its very attractive appearance always insures its sale. Per oz., 10 cts.;  $\frac{1}{4}$  lb., 20 cts.; lb., 70 cts.

**Prussian Scarlet Globe.**—This variety is a selection of the Scarlet Globe and famous for its extreme earliness, its brilliancy of color and for its perfect form; it is the stock used by the leading gardeners of Long Island for forcing and for which purpose it excels all others, as its great beauty makes it a quick seller. Per oz., 15 cts.;  $\frac{1}{4}$  lb., 30 cts.; lb., \$1.00.




Early French Breakfast Radish.

**Early French Breakfast.**—A very popular French variety of very rapid growth, and one of the best varieties for early forcing; its form is oval; color, scarlet tipped with white, and small in size; it is also a beautiful variety for garnishing purposes. Per oz., 10 cts.;  $\frac{1}{4}$  lb., 20 cts.; lb., 60 cts.

**Early Deep Scarlet Olive-Shaped.**—A very popular variety among the French and Germans; is of a half-long or oval shape, bright scarlet color, and well adapted for either forcing or for early sowing in the garden. Per oz., 10 cts.;  $\frac{1}{4}$  lb., 20 cts.; lb., 60 cts.

**Early White Turnip** is the same as the Red Turnip, excepting its color. Per oz., 10 cts.;  $\frac{1}{4}$  lb., 20 cts.; lb., 50 cts.



Early Scarlet White-Tipped Turnip Radish.

**Early Scarlet White-Tipped Turnip.**

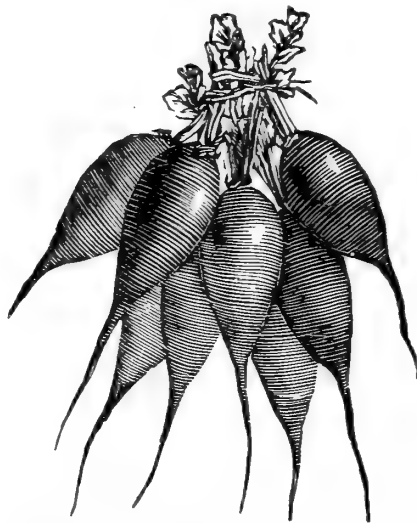
—A beautiful scarlet variety, of handsome shape, having a white-tipped tail, or root; very desirable. Per oz., 10 cts.;  $\frac{1}{4}$  lb., 20 cts.; lb., 60 cts.

**Leafless Scarlet Forcing.**

—A recently introduced and an almost leafless variety of the Scarlet Olive class; the seed leaves, which develop very quickly, are the only green parts to be seen on the plant until the Radishes are ready for the table. Per oz., 10 cts.;  $\frac{1}{4}$  lb., 30 cts.; lb., \$1.00.

**Buist's Early Short White Forcing.**

—This is a remarkable variety for early forcing or cold-frame culture; is of oval shape and snow white, producing very large roots, and very early; it is one of the best varieties for market gardeners. Per oz., 10 cts.;  $\frac{1}{4}$  lb., 25 cts.; lb., 75 cts.



Early Half-Long Scarlet Radish.


**Early Half-Long Scarlet French.**

—The cultivation of this variety is confined to the French and German gardeners of this country, and regarded by them as the best early sort; it is of a half-long shape; of a bright scarlet color, and when grown quickly is quite tender and brittle; it is very desirable for early forcing, or for early sowing in the open air. Per oz., 10 cts.;  $\frac{1}{4}$  lb., 20 cts.; lb., 60 cts.

BUIST'S Selected Strain of  
**EARLY JERSEY WAKEFIELD CABBAGE**  
is the Best and Most Profitable  
for the Market Gardener to Grow

**Early White Icicle.**—This is one of the finest and most attractive varieties, exceedingly early, fine for forcing, slender form, and pure white in color, crisp and of delicate flavor; is also desirable for outdoor culture. Per oz., 10 cts.;  $\frac{1}{4}$  lb., 25 cts.; lb., 75 cts.

**Early White Box.**—This is one of the very best varieties for either forcing, cold-frame culture, or for early sowing in the open ground. They are of the most perfect form, of a paper-white color, very mild, of pleasant flavor and exceedingly early. Per oz., 10 cts.;  $\frac{1}{4}$  lb., 20 cts., lb., 60 cts.




Improved Chartier Radish.

**Improved Chartier, or Shepherd.**—One of the most distinct varieties; color, scarlet at top, shaded to pink at centre, and white at tip; they will keep crisp, tender and retain a mild and pleasant flavor for a long time or until they attain their full growth, when they will frequently measure one and a half inches in diameter. Per oz., 10 cts.;  $\frac{1}{4}$  lb., 20 cts.; lb., 50 cts.

**White Summer Turnip** is of an oval shape, white skin and green top; is very solid, and stands the heat equal to the Yellow Summer, but is not as popular. Per oz., 10 cts.;  $\frac{1}{4}$  lb., 20 cts.; lb., 60 cts.

**White Summer Strasburg.**—This is a very desirable early Summer variety, of an oblong tapering shape, and of pure white color, is exceedingly crisp and tender; it forms its roots very quickly, and can be sown throughout the Summer, as it stands the heat remarkably well; it is a very popular variety in the Paris markets and is rapidly becoming one of our most salable varieties here. Per oz., 10 cts.;  $\frac{1}{4}$  lb., 20 cts.; lb., 60 cts.




Buist's Yellow Summer Turnip Radish.

**Buist's Yellow Summer Turnip, or Golden Perfection.**—This variety originated with us some years since by repeated selections made of the brightest color and most perfect-formed roots from the ordinary Yellow Summer. It has become very popular, and the demand for it always exceeds the supply. Per oz., 10 cts.;  $\frac{1}{4}$  lb., 25 cts.; lb., 75 cts.

**Early White Italian Summer.**—A very remarkable early white Summer Radish, producing roots of twice the size of the ordinary variety, oval in shape, solid, crisp and tender, will stand longer than any other variety before shooting to seed. As a market radish it has no superior. Per oz., 10 cts.;  $\frac{1}{4}$  lb., 25 cts.; lb., 75 cts.

**Black Spanish (WINTER) Radish.**—Round or Long These are the hardiest and most desirable varieties for Fall and Winter use; very popular with the Germans. Skin, black; flesh, white; highly flavored. Per oz., 10 cts.;  $\frac{1}{4}$  lb., 20 cts.; lb., 60 cts.

**Celestial, or White Chinese.**—This is the largest and finest of the Chinese varieties; they grow to a very large size, from 12 to 15 inches long and 5 inches in diameter, and mostly above ground; the



White Summer Strasburg Radish.

roots are shaded by its heavy foliage and are always crisp and mild. A very desirable variety for Fall and Winter. Per oz.; 10 cts.;  $\frac{1}{4}$  lb., 25 cts.; lb., 75 cts.

**Chinese Rose, or Scarlet China.**—This variety has become very popular with

our market gardeners; it is half-long shape, pink color, and flesh as solid as an apple; it has not that strong flavor which is peculiar to the Black Spanish, and keeps equally as well; it should be sown during August. Per oz., 10 cts.;  $\frac{1}{4}$  lb., 20 cts.; lb., 65 cts.

### RHUBARB.

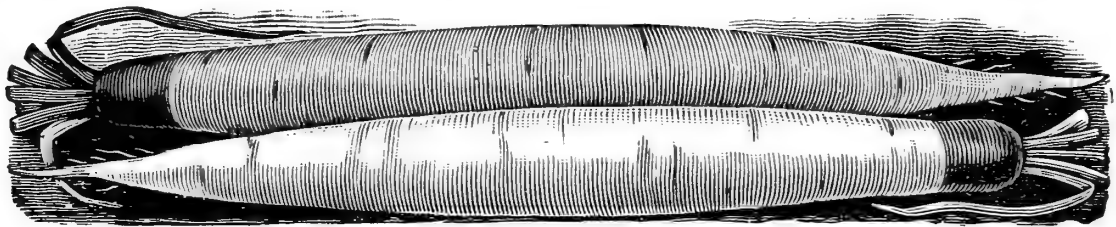
Very familiarly known as the Pie-Plant; the footstalk is the portion that is used, and is the first article of the season from the garden; it is now cultivated to a great extent, and indispensable wherever it is known. Sow the seed early in the Spring, in rows one foot apart, on rich ground; the second year after planting they can be removed in Autumn to the permanent spot allotted for them; plant the roots two feet apart each way, in ground that is well enriched, at least two feet deep. No reliance can be placed on the seeds producing the identical variety. Rhubarb can be cured for Winter use by cutting the stalks into small pieces; string them and expose to the sun until perfectly dry, after which hang them in a dry place until wanted.

**Linnæus, St. Martin's, Victoria and Mammoth** are the most desirable varieties, producing fine large stalks. Per oz., 20 cts.;  $\frac{1}{4}$  lb., 50 cts.; lb., \$1.75.

**Rhubarb Roots.**—SMALL ROOTS, each 15 cts.; per doz., \$1.50; per 100, \$10.00. STRONG ROOTS, each 20 cts.; per doz., \$2.00; per 100, \$12.50.

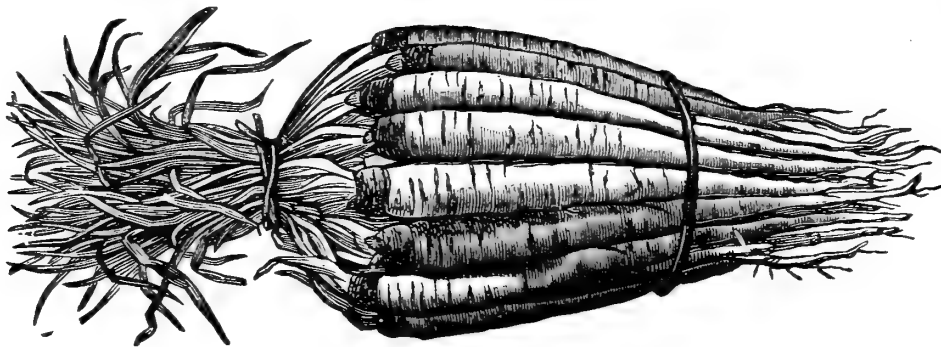
### SALSIFY, OR VEGETABLE OYSTER.

Very generally known as the Oyster Plant; the roots are boiled like Carrots or Parsnips, or half boiled and grated fine, made into small flat balls, dipped in a batter, and fried like oysters, of which their flavor greatly partakes. Sow the seed in drills eight inches apart, and when up, thin them out to three inches apart in the row; those for Winter use should be taken up before severe frost, and stored the same as Carrots and Parsnips.



Buist's Mammoth Salsify.

**Buist's Mammoth.**—This variety is a great improvement over the Sandwich Island; the roots are very much larger in size, less stringy in its nature and of more delicate flavor; it is the most profitable market variety. Per oz., 20 cts.;  $\frac{1}{4}$  lb., 50 cts.; lb., \$1.50.



Sandwich Island Mammoth Salsify.

**Mammoth Sandwich Island.**—A variety introduced from the Sandwich Islands, celebrated for its being larger in size than the old White French, and has entirely superseded that variety. Per oz., 15 cts.;  $\frac{1}{4}$  lb., 40 cts.; lb., \$1.25.

**American Long White.**—This is the

old-fashioned variety which was very popular until the introduction of the mammoth varieties; it is long and slim but of fine flavor. Per oz., 15 cts.;  $\frac{1}{4}$  lb., 40 cts.; lb., \$1.00.

### SPINACH.

For an early Summer crop sow early in Spring, in drills one foot apart, and thin out to two inches in the row; the soil should be in fine order, as rich ground produces large leaves. For Winter and early Spring crops, sow either broadcast or in drills about the end of August, and again about the middle of September. As soon as severe weather sets in cover the bed with straw or leaves, which should be raked off early in the Spring.

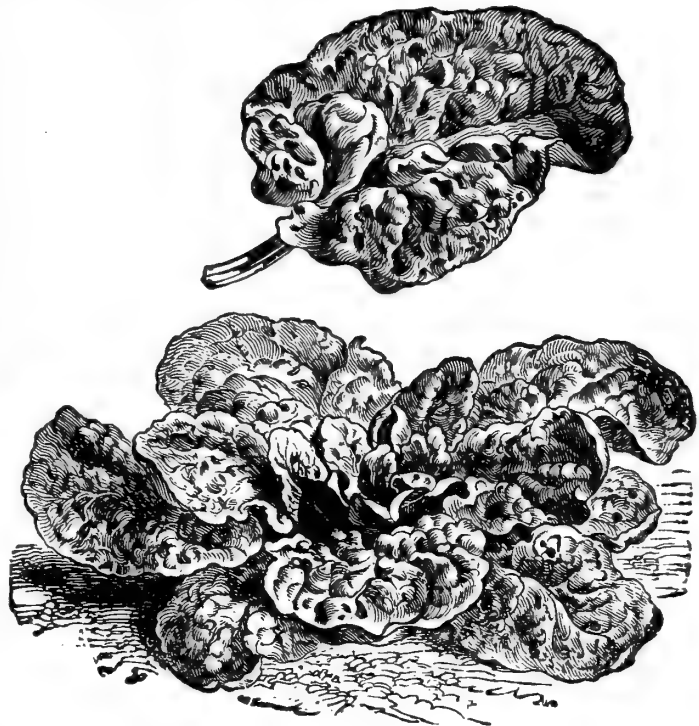


**Buist's Perfection Curled Savoy Leaved.**

—This variety has reached its present high standard from repeated selections of most perfect curled plants. It is a strain that produces a strong growth of leaves, which are more curled, crimped or blistered than any other variety, and also stands longer without shooting to seed—a very important requisite. It possesses all the perfections that could be desired by a market gardener in a Spinach for a popular and profitable crop. It is sold under our seal in packages, cartons, and in leaded-sealed sacks, to be had only from our house or through the merchant who handles our seeds. Per oz., 10 cts.; ¼ lb., 15 cts.; lb., 40 cts.; 5 lbs. at 35 cts.; 10 lbs. at 30 cts.; 25 lbs. at 25 cts. per lb.

**American Curled Savoy Leaved.**

—This is one of the finest of the curled varieties; is a selection made for its extra curled or thickly crimped foliage. As a market variety it is very desirable. Per oz., 10 cts.; ¼ lb., 15 cts.; lb., 40 cts.; 5 lbs. at 35 cts.; 10 lbs. at 30 cts.; 25 lbs. at 25 cts. per lb.



Buist's Perfection Curled Spinach.

**Enkhuizen Long Standing.**

—A variety producing large, crimped, thick, fleshy leaves, celebrated for the long period in which it remains perfect without shooting to seed, as it stands two weeks longer than any other variety, and for this reason is especially recommended for Spring sowing. Per oz., 10 cts.; ¼ lb., 15 cts.; lb., 40 cts.; 5 lbs. at 35 cts.; 10 lbs. at 30 cts.; 25 lbs. at 25 cts.

**Norfolk Savoy Leaved.**

—This variety is extensively sown in the market garden districts of Virginia, especially in the vicinity of Norfolk and Portsmouth; the leaves are well curled or blistered, and is a very desirable variety. Per oz., 10 cts.; ¼ lb., 15 cts.; lb., 40 cts.; 5 lbs. at 35 cts.; 10 lbs. at 30 cts.; 25 lbs. at 25 cts. per lb.

**Round Savoy Leaved.**

—This is a popular variety; the leaves are curled and quite large; it is not, however, as hardy as the Perfection Curled, but in this vicinity it stands very well. Per oz., 10 cts.; ¼ lb., 20 cts.; lb., 40 cts.; 10 lbs. at 30 cts.; 25 lbs. at 25 cts. per lb.

**Broad-Leaved Flanders.**

—This is a much stronger growing variety than the Round, producing large, broad, thick leaves, which are more succulent and quite as hardy; a very popular variety with the French gardeners of Louisiana. Per oz., 10 cts.; ¼ lb., 15 cts.; lb., 40 cts.; 5 lbs. at 35 cts.; 10 lbs. at 30 cts.; 25 lbs. at 25 cts. per lb.

**Victoria.**

—This is a late variety of the deepest green color, heavily crimped with thick fleshy leaves, with a deep red stem; it is becoming very popular and is extensively used by market gardeners. Per oz., 10 cts.; ¼ lb., 15 cts.; lb., 40 cts.; 5 lbs. at 35 cts.; 10 lbs. at 30 cts.; 25 lbs. at 25 cts. per lb.



Long Standing Spinach.

**Bloomsdale Curled Savoy Leaved.**

—This is an old and well-known variety which is exceedingly popular in all sections of this country, and is especially recommended for Early Winter use; the leaves are beautifully crimped or blistered and of a very dark green color. Per oz., 10 cts.; ¼ lb., 15 cts.; lb., 40 cts.; 5 lbs. at 35 cts.; 10 lbs. at 30 cts.; 25 lbs. at 25 cts. per lb.

**Monstrous Viroflay, or Thick-Leaved.**

—A variety producing a remarkable thick leaf, slightly crimped, and grown extensively by the market gardeners of Long Island. Per oz., 10 cts.; ¼ lb., 15 cts.; lb., 40 cts.; 5 lbs. at 35 cts.; 10 lbs. at 30 cts.; 25 lbs. at 25 cts. per lb.

**Prickly-Seeded.**—This variety will withstand the severest weather with only a slight protection of straw or leaves, and is generally sown in the Eastern and West-


ern States; it is not as tender or as desirable as either the Round-Leaved or Flanders. Per oz., 10 cts.;  $\frac{1}{4}$  lb., 20 cts.; lb., 40 cts.

## SQUASH

About the last of Spring, or as soon as the ground becomes warm, plant in hills about three feet apart, six seeds to a hill; when up thin them out, leaving three of the strongest plants. When they are making their appearance, they are liable to be destroyed by a striped bug; to prevent this they should be dusted two or three times with a mixture of one-third guano and two-thirds plaster; apply it early in the morning, while the dew is on them. They should be grown as far apart as possible from all other cucurbitaceous plants, so as to prevent hybridizing; seed two years old (like the Cucumber) will always prove more productive and make less growth of vine.

**Early White Bush, or Patty-Pan,** is earlier than any other variety, of dwarf habit and very productive; grows in a bush form, and occupies less room on the ground than any other sort, it is the variety that is grown the most extensively for market and shipping purposes. Summer Squashes should always be used when young and tender, which can be determined by an impression of the nail. Per oz., 10 cts.;  $\frac{1}{4}$  lb., 20 cts.; lb., 60 cts.

**Extra Early Jersey White Bush.**—An earlier variety than the ordinary White Bush but not as vigorous in growth, the formation of the scallop on the Squashes are not as distinct as in the old variety. Per oz., 10 cts.;  $\frac{1}{4}$  lb., 25 cts.; lb., 75 cts.



Mammoth White Bush Squash

**Mammoth White Bush.**—This variety is a selection made from the Early White Bush; the improvement consists in the size of the Squashes it produces, which measure from 12 to 15 inches across, in every other respect it is identical with the old variety. Per oz., 10 cts.;  $\frac{1}{4}$  lb., 25 cts.; lb., 75 cts.

**Golden Custard Bush.**—Exceeds in size any of the scalloped sorts, frequently two feet in diameter. A dark rich golden yellow. Quality excellent. It grows in bush form, wonderfully productive. Per oz., 15 cts.;  $\frac{1}{4}$  lb., 30 cts.; lb., 70 cts.

**Yellow Summer Crook Neck** is a popular variety in the East, but cultivated to a very limited extent elsewhere; is of a bright yellow color, and very much warted; is by no means equal to the Early Bush in quality, although preferred by many to that variety. Per oz., 10 cts.;  $\frac{1}{4}$  lb., 20 cts.; lb., 60 cts.



Giant Yellow Summer Crook-Neck Squash


**Giant Yellow Summer Crook Neck.**—This variety is a very great improvement over the old variety in the enormous size and great beauty of its Squashes, as their very attractive appearance commands the highest figure and prompt sales; it is of a beautiful golden color, covered with warty excrescences, and measure from  $1\frac{1}{2}$  to 2 feet in length. Per oz., 15 cts.;  $\frac{1}{4}$  lb., 30 cts.; lb., \$1.00.

**Butman.**—A winter variety possessing all the good qualities of the Hubbard, but of a very distinct color, being of a grassy-green, intermixed with white; it has a very thick shell, and is thick meated; flesh is of a light salmon color, and is dry, sweet and delicious. Per oz., 10c.;  $\frac{1}{4}$  lb., 20 cts.; lb., 60 cts.

**Marblehead.**—Another variety of the Hubbard type, has a very thick and hard shell, with remarkable good keeping qualities; is of a dry, sweet and delicious flavor. Per oz., 10 cts.;  $\frac{1}{4}$  lb., 20 cts.; lb., 60 cts.


**English Vegetable Marrow.—**

This is a very popular variety in England, and is gaining favor in this country. It produces a succession of Squashes throughout the Summer, ranging in size from nine to eighteen inches long by four to six inches thick. Skin greenish yellow to a creamy white; flesh white and of a very rich flavor. We regard it as the best of all Summer varieties. Per oz., 15 cts.;  $\frac{1}{4}$  lb., 30 cts.; lb., 90 cts.




English Vegetable Marrow Squash.

**Boston Marrow.—**Is the favorite Winter Squash of the Eastern States; it is of fine flavor and a good keeper; the Boston markets are completely stocked with this variety during the Fall and Winter months; a stranger is very liable to be impressed with




Boston Marrow Squash.

the idea that the Bostonians live entirely on Squashes. Per oz., 10 cts.; 4 oz., 20 cts.; lb., 60 cts.




Buist's Improved Marrow Squash.

**Buist's Improved Marrow** is an improvement on the Boston Marrow but similar to it in form; is more productive and of better flavor; for custards it cannot be surpassed, and keeps perfectly sound until late in Spring; wherever it has been introduced it becomes a general favorite. Per oz., 20 cts.;  $\frac{1}{4}$  lb., 30 cts.; lb., \$1.00.




Prolific Orange Marrow Squash.

**Prolific Orange Marrow.—**This is the earliest of all the Winter varieties; in form is similar to the Boston Marrow, but is at least ten days earlier and more productive. It is in season from September to January, and is the most salable kind in market during this period; rind hard, but thin, flesh deep orange, fine grain and of delicious quality, Per oz., 10 cts.;  $\frac{1}{4}$  lb., 20 cts.; lb., 60 cts.



Hubbard Squash.

**The Hubbard** cannot be too highly extolled as a Winter Squash; it boils smooth and dry, is of a very rich quality, and keeps as solid as a rock. It is more popular with private growers than any other variety, but as a market sort it can never excel the Boston Marrow. Per oz., 10 cts.;  $\frac{1}{4}$  lb., 30 cts.; lb., \$1.00.



Mammoth Chili Squash.

**Mammoth Chili.**—The largest of all Squashes, often attaining a weight of 200

pounds, without losing its fine shape and good quality. The flesh is very thick, of a bright orange color, and keeps well throughout the Winter. It is very productive, and will be found very profitable for stock feeding, while its rich, fine flavored flesh ensures its value for all other purposes. Per oz., 25 cts.;  $\frac{1}{4}$  lb., 50 cts.; lb., \$1.50.

**Chicago Warty Hubbard.**—This is a very fine strain of the famous Hubbard, having all the fine qualities of that popular Winter variety; is very roughly warted and of a darker green color is a vigorous grower and of the very finest quality. Per oz., 10 cts.;  $\frac{1}{4}$  lb., 30 cts.; lb., \$1.00.

**Fordhook.**—A very desirable variety for either Summer or Winter use; the vines are vigorous in growth, producing Squashes from 8 to 10 inches in length, of oblong form slightly ridged, skin yellow and flesh of a lighter shade, quality unsurpassed. Per oz., 15 cts.;  $\frac{1}{4}$  lb., 30 cts.; lb., \$1.00.

## TOMATO.


Fifty years ago this vegetable was considered unfit for the table, and now there are none more popular; thousands of acres are annually grown in this vicinity, and thousands of baskets of them are daily sold in our markets throughout the Summer season. It is a point of good gardening to have this vegetable early, to accomplish which sow early in Spring in a mild hot-bed and air freely in fine weather. When the young plants are three inches high transplant them into another frame, to remain there until planted out; this will make them stronger and more stocky. For a late crop sow the seeds in a very warm spot of the garden and cover them at night or during cold weather with boards. When the weather becomes mild and pleasant transplant them in a sheltered part of the garden, facing south or southeast. As the plants advance support them with a V trellis, which anyone can make.

The earliest plants should have their tops pinched off as soon as they have set their fruit, which will cause them to ripen earlier. It is also a very good plan to plant a few plants in flower-pots or boxes very early in the season and place them near the glass in a green-house, or even on a window-sill; keep them well watered, to encourage their growth until the weather becomes settled, then transplant them to the garden; this will greatly increase their earliness. Most cultivators allow their Tomato vines to grow wild and support themselves; they, perhaps, have never given it a thought that, by training and properly pruning them, they will not only increase their productiveness but the fruit will ripen better and be of much finer quality. This is really the case; besides, it looks more orderly and much prettier to train or support them. There has been no vegetable so highly improved as the Tomato. The old varieties are to-day valueless in comparison with those of recent introduction.

## BUIST'S BEAUTY and STONE TOMATO ARE THE UP-TO-DATE CANNERS.

The best varieties of the Tomato for canning purposes has been an experiment for some years by many establishments, as the most extensive canners have been annually changing the selection of varieties they grow for that purpose. We have observed for the past few seasons The Buist's Beauty and The Stone have been in the greatest demand, and several of the largest canners have stated that they have found no varieties equal to them for their requirements; with their great solidity of flesh, richness of color, evenness in ripening, small quantity of seeds, and their great productiveness, eclipses them all, and that in future these are the only varieties they will grow. Owing to these facts, we have grown them more extensively than ever and recommend our seed for its great purity and fine quality.

The two best Green-Podded varieties of Snap-Short Beans to grow for either market or private use are BUIST'S LIGHTNING VALENTINES and STRINGLESS GREEN POD. They are both gems for the garden.



**THE MAJESTIC TOMATO.**  
**THE LARGEST AND FINEST VARIETY KNOWN.**

**Weighing from 1½ to 2 pounds each.**

This variety, which was introduced after years of selection, is without doubt the largest and finest ever offered to the public. Most of the mammoth sorts frequently grow rough and knotty, but the Majestic is as regular in form as if each fruit was modeled. Besides its immense size, it is as solid as an apple and almost seedless, is of a beautiful scarlet color and exceedingly attractive in appearance. Another great feature which strongly recommends it; it is entirely free from cracking, ripens uniformly, and is the earliest of all the large fruiting sorts; as a market variety it is unequalled, and for private use it eclipses all. Owing to the very small quantity of seeds it produces, it is only sold in our sealed packets, containing about seventy-five seeds.

**Price per packet, 10 cts., or six packets for 50 cts. Per ½ oz. 60 cts., oz. \$1.00.**

**The Stone.**—This variety is recommended for a main crop, is of large size, bright scarlet color, very smooth, with occasionally a specimen very slightly octagon-shaped, ripening evenly to the stem without a crack; exceedingly solid and firm-fleshed, is an excellent shipper, and one of the very best for canning; is a good keeper; free from core and not subject to rot; its appearance remarkably attractive; its vines and foliage robust, heavily loaded with very uniform specimens of fruit. Per oz., 25 cts.; ¼ lb., 60 cts.; lb., \$2.00.

**Livingstone's Beauty.**—This variety is exceedingly popular and very attractive in appearance, and ripens with the Acme; of a rich glossy crimson color, with a slight tinge of purple; of handsome form, solid,


and stands transportation well. A very popular variety to grow for early shipments. Per oz., 25 cts.; ¼ lb., 60 cts.; lb., \$2.00.

**The Matchless.**—This is a very desirable variety to grow for main crop, producing large bright red and solid fruit of large size and beautiful form, perfectly smooth and has very few seeds. It is very popular with all Tomato growers. Per oz., 25 cts., ¼ lb., 75 cts.; lb., \$2.50.

**Henderson's Ponderosa.**—A monster in size, but rough and irregular in form; purple in color; fruit solid, with but few seeds, but with a hard core. It is a grand exhibition variety, but for private use there are many far superior to it. Per oz., 35 cts.; ¼ lb., \$1.00; lb., \$3.50.

AWARDED OVER 50

FIRST PREMIUMS.




### BUIST'S PRIZE BELLE TOMATO.

**Buist's Prize Belle.**—With the exception of our Majestic, this is the largest and best of all varieties (weighing one and a half pounds), of the most perfect form. It is a hybrid of the famous Beauty, introduced by us a few years since, which was universally acknowledged as the largest and best variety known, having been awarded first prize wherever exhibited. The Belle is earlier than the Beauty and still larger in size, many specimens weighing the past season one and a half pounds each, and as solid as an apple, of a beautiful bright scarlet color, free from crack, and remaining perfect on the vine longer than any other variety. There has been no sort ever introduced that has given such

perfect satisfaction and proved such a favorite as the Belle; in fact, we cannot see how any further improvement can be made on the Tomato, as it possesses not only the largest size but the greatest solidity, finest flavor, smallest quantity of seeds, richness of color and shipping qualities unequalled. Per oz., 40 cts.;  $\frac{1}{4}$  lb., \$1.00; 1b., \$3.50; or seed saved from selected fruit, per packet, 25 cts., or 5 packets for \$1.00.


**Paragon, or Queen.**—A very popular and desirable variety of large size; color, bright crimson; smooth, solid, of excellent flavor; bears transportation well; very productive. An excellent market variety, and one of the best for canning. Per oz., 25 cts.;  $\frac{1}{4}$  lb., 60 cts.; 1b., \$2.00.



Buist's Beauty Tomato.

**Buist's Beauty.**—A variety introduced by us a few years since which has proved to be one of the best and most popular varieties known. We annually grow fifty acres of Tomatoes especially for seed, and have made the improvement of all our stocks a special study; the "Beauty" originated on our Rose-dale Farm from a cross made between the Paragon and the Livingston Perfection. Its important features are solidity, large size, perfect shape, desirable color (which is brilliant scarlet), evenness of ripening without crack or wrinkle, freeness of core, and its few seeds. As a profitable market variety it has no superior. Per oz., 30 cts.;  $\frac{1}{4}$  lb., \$1.00; lb., \$3.00.

**The Acme.**—This celebrated variety is of an entirely distinct character, and is very popular. It is perfection in its BEAUTY, SOLIDITY and EARLINESS, and is one of the best shipping varieties. It is also well adapted for Southern culture, and one of the best to grow for the Northern market. The plants are of a strong and vigorous growth, very productive; fruit of medium size, large enough for any use; form perfect, round, slightly depressed at the ends, very smooth; color a glossy dark red, with a sort of purplish tinge; ripens all over and through at the same time; bears continuously until frost; delicious in flavor; has no green core and but few seeds. Per oz., 25 cts.;  $\frac{1}{4}$  lb., 60 cts.; lb. \$2.00.




The Acme Tomato.

**Spark's Earliana.**—This is the earliest Red Tomato known, it originated with G. W. Sparks, of Salem Co., N. J., which is the centre of the great Tomato growing district of New Jersey. The fruit is of a deep scarlet color which are produced in clusters of 5 to 8, averaging  $2\frac{1}{2}$  inches in diameter and quite solid; it is a valuable and most profitable variety to grow for early market, as the profit in Tomato culture is always in the earliness of the crop. Per packet, 10 cts.;  $\frac{1}{2}$  oz., 20 cts.; oz., 30 cts.; 2 oz., 50 cts.;  $\frac{1}{4}$  lb., 85 cts.; lb. \$3.00.

**Golden Trophy.**—A sport from the well-known Trophy; of a beautiful light yellow, occasionally faintly streaked with red. A desirable acquisition for preserving as well as for the table. Per oz., 25 cts.;  $\frac{1}{4}$  lb., 75 cts.; lb., \$2.50.

**Dwarf Champion.**—One of the most distinct and valuable Tomatoes of recent introduction; dwarf, stiff habit, scarcely requiring any support; it is very early and wonderfully prolific; color, same as Acme. Is perfectly round and smooth, of medium size. Per oz. 25 cts.;  $\frac{1}{4}$  lb., 60 cts.; lb., \$2.00.



Buist's Selected Trophy Tomato.

**Buist's Selected Trophy.**—The popularity of the Trophy equals that of any other variety, and will always be regarded with great favor by all growers. Our selection, represented by our illustration, is seed saved from selected specimens, and cannot fail in producing handsome, well-formed and desirable fruit. This variety is noted for its solidity and beauty.

Per oz., 25 cts.;  $\frac{1}{4}$  lb., 60 cts.; lb., \$2.00.

**Early Smooth Red** is one of the oldest varieties, quite early, of medium size, of apple shape, and bright scarlet color.

Per oz., 20 cts.;  $\frac{1}{4}$  lb., 60 cts.; lb., \$2.


**Livingstone's Perfection.**—A very desirable early variety, which is more largely grown than any of its class. The fruit is almost round, ripens clear up to the stem, is solid, and rich in flavor; the skin is both thin and tough, making it a good shipper, while its clear, bright scarlet color makes it very attractive in appearance. Per oz., 25 cts.;  $\frac{1}{4}$  lb., 60 cts.; lb., \$2.00.

**Red Pear, or Plum Shaped.**—Varieties producing their fruit in clusters; desirable for preserving or pickling purposes. Per oz., 25 cts.;  $\frac{1}{4}$  lb., 75 cts.; lb., \$2.50.

**Atlantic Prize.**—An extra early variety of good size and form, of bright red color and quite productive. Per oz., 25 cts.;  $\frac{1}{4}$  lb., 60 cts.; lb., \$2.00.

**Yellow Plum.**—Shape uniformly oval and perfectly smooth; color, lemon yellow; used for preserves. Per oz., 25 cts.;  $\frac{1}{4}$  lb., 75 cts.; lb., \$2.50.

**Large Yellow** is similar to the Large Red



Livingstone's Beauty Tomato.

excellent variety for slicing. Per oz., 25 cts.;  $\frac{1}{4}$  lb., 75 cts.; lb., \$2.50.

## TURNIP.

The cultivation of the Turnip in this country is greatly on the increase, and especially in the South is always a very desirable and profitable crop to grow, is of the easiest culture, but requires good, deep, rich soil, and should be sown before or after a rain, while the ground is moist, as on the strength of the early growth will depend in a great measure the success of the crop. The fly is very destructive to the Turnip crop, especially during warm, dry weather, and frequently they will eat off an entire field as fast as the young plants make their appearance; the best plan is to sow an abundance of seed, at the rate of two pounds to the acre, and if the plants are too thick in the drills, thin them out by hoeing, or with a light harrow if sown broadcast. As soon as the plants form their rough leaves, they are safe from the attacks of the fly; but should the crop be destroyed, loosen or harrow the ground immediately, and resow at once. A dusting of plaster on the plants as they appear will frequently prevent such attacks. For an early Summer crop, sow the Early White Flat Dutch or Red Top (strap-leaved) very early in Spring, in good, rich soil, either broadcast or in drill, one




foot apart; when the plants are up, thin them out to about four inches apart. For a general Fall crop, sow late in Summer or early Autumn the flat strap-leaved varieties broadcast, and the large, round varieties in drills. If you have never grown Buist's Mammoth Red or Purple Top Globe, try it, it is the variety of the future; it can be sown either broadcast or in drills. Ruta Baga or Swede should be sown in July, and always in drills twenty inches apart, and the plants thinned out to stand six inches, as the plants grow ridge up to them, otherwise they will form no bulbs. A seed sower should always be used for sowing Turnip seeds in drills. Select the Model Drill as it is the best.

**Wintering Turnips.**—Turnips may be kept perfectly sound until Spring by being taken up about the first of November or before severe frost sets in. Cut the leaves off to about half an inch of the bulb; collect the latter and put them in a dry pit or cellar; cover with straw, and earth over all. Thus protected they will be found fresh and perfect until February; the Swede will be fit for the table until April. Those for Spring use can be pitted out of doors in a dry situation without topping the foliage, piling them in a conical form, and covering them with three inches of straw, and a foot or eighteen inches of earth, which will be ample protection. When opened in Spring, these will be found to have nearly all the flavor of being fresh from the field.

**Early White Flat**

**Dutch (STRAP-LEAVED).**

—This is the earliest variety, and can be sown either broadcast or in drills; it is, without exception, the best and most popular sort for either table use or for market; is of a beautiful flat form, of pure white color, and of a delicate, mild flavor; it produces bulbs entirely free from small roots and with long, narrow strap-leaves growing erect, which permits close culture. Per oz., 10 cts.;  $\frac{1}{4}$  lb., 20 cts.; lb., 50 cts.; 5 lbs. at 40 cts.; 10 lbs. at 35 cts.; 25 lbs. at 30 cts.



Early White Flat Dutch (Strap-Leaved) Turnip.  
Early Red, or Purple Top (Strap-Leaved) Turnip.  
Are the most popular varieties for sowing broadcast.

**Red, or Purple Top (STRAP-LEAVED).**

—A variety of the easiest culture, and a general favorite with all, will do well to sow either broadcast or in drills, and will form good-sized bulbs, in a favorable season, in about seven or eight weeks from sowing; it is of a perfectly flat form, with a small tap-root, and a bright purple top; the leaves are short and narrow, growing erect from the bulb; it is a fine table variety, and excellent for feeding stock. This and the White Flat Dutch are the most popular of all the flat varieties. We annually grow from 150 to 200 acres of this seed to supply the demand. Per oz., 10 cts.;  $\frac{1}{4}$  lb., 20 cts.; lb., 50 cts.; 5 lbs. at 40 cts.; 10 lbs. at 35 cts.; 25 lbs. at 30 cts.

**Extra Early Purple-Top Milan.**

—This new foreign variety is the earliest strap-leaved in cultivation; flesh pure white, purple top, of flat form and excellent quality. Highly recommended, Per oz., 10 cts.;  $\frac{1}{4}$  lb., 25 cts.; lb., 75 cts.

**Pomeranean White Globe.**

—This is a very handsome and popular variety, selected from the White Globe, from which it

differs only in the size and beauty of its roots. It is especially adapted for the Southern States. Per oz., 10 cts.;  $\frac{1}{4}$  lb., 20 cts.; lb., 50 cts.; 5 lbs. at 40 cts.; 10 lbs. at 35 cts.; 25 lbs. at 30 cts.

**Large White Globe.**


—A variety grown exclusively for stock feeding; should be used in the Fall or early Winter, as it becomes pithy before Spring; is one of the most productive kinds; in good rich soil the bulbs will frequently grow to twelve pounds in weight; it is of a globe shape; flesh and skin white; the tops or leaves are inclined to make a strong growth. Per oz., 10 cts.;  $\frac{1}{4}$  lb., 20 cts.; lb., 50 cts.; 5 lbs. at 40 cts.; 10 lbs. at 35 cts.; 25 lbs. at 30 cts.

**Early Snow-White Globe.**

—This is one of the most beautiful formed varieties known, of pure snow-white color, and almost as round as a ball; a very desirable and productive early market variety; is far superior to the White Globe for a general crop. Per oz., 15 cts.;  $\frac{1}{4}$  lb., 20 cts.; lb., 50 cts.

The Best  
of all  
Varieties

For  
Quality  
and  
Productiveness



Buist's Mammoth Red Top Globe Turnip.

**Buist's Mammoth Red-Top White Globe.**—This is one of the most valuable and most salable varieties now grown; it is of globe shape, flesh pure white, with a red or purple top, and of very rapid growth; it is of the same character and habit as the Red Top Flat, differing only in its form and leaves; but owing to the great size and thickness of the root, it will produce twice as much to the acre; it can be sown either broadcast or in drills, and is always a sure cropper. Per oz., 10 cts.;  $\frac{1}{4}$  lb., 20 cts.; lb., 60 cts.; 5 lbs. at 55 cts.; 10 lb. at 50 cts.; 25 lbs. at 45 cts.

**Large Purple Top White Globe.**—This variety is of the same habit, color and form as Buist's Mammoth, but the roots it produces are very much smaller in size, it was from this variety that the Mammoth originated by the careful selection of the largest and finest formed roots. Per oz., 10 cts.;  $\frac{1}{4}$  lb., 20 cts.; lb., 50 cts.; 5 lbs. at 40 cts.; 10 lbs. at 35 cts.; 25 lbs. at 30 cts.

**Extra Early White Milan.**—This is the earliest of all varieties; of a perfect flat form; pure white; small foliage and of fine quality; as an early market variety it is unsurpassed. Per oz., 10 cts.;  $\frac{1}{4}$  lb., 30 cts.; lb., \$1.00.

**Long White Cow-Horn.**—A pure white variety with green top, growing in shape similar to a cow's horn; is desirable for both table use and for stock feeding; keeps well. Per oz., 10 cts.;  $\frac{1}{4}$  lb., 20 cts.; lb., 60 cts.

**Early White Egg** is an early variety, introduced a few years since; pure white; of egg shape; quite desirable. Per oz., 10 cts.;  $\frac{1}{4}$  lb., 20 cts.; lb., 60 cts.

**Amber Globe.**—This is a very beautiful formed variety, quite productive, solid flesh and attractive color; it keeps well and is desirable for either table use or for stock feeding. Per oz., 10 cts.;  $\frac{1}{4}$  lb., 20 cts.; lb., 50 cts.

**Large Yellow Globe.**—This is very similar to the Robertson's Golden Ball; flesh pale yellow, very solid, and keeps well; grows to a medium size and is an excellent table variety. Per oz., 10 cts.;  $\frac{1}{4}$  lb., 20 cts.; lb., 50 cts.

**Southern Prize.**—This variety is used in the South for Winter greens; it also produces large and beautifully-formed turnips; highly recommended. Per oz., 10 cts.;  $\frac{1}{4}$  lb., 20 cts.; lb., 60 cts.

**Sweet German, or White French.**—Flesh white, hard and firm, partaking much of the nature of a Ruta Baga. Must be sown much earlier than the flat turnips. In the Autumn and early Winter it is apt to be hard, but mellows like an apple by keeping. Per oz., 10 cts.;  $\frac{1}{4}$  lb., 20 cts.; lb., 60 cts.

**Golden Ball** is the best of the Yellows for a Fall crop; is very solid and of good flavor; flesh bright orange, of a globe form, and keeps well; an excellent table variety. Per oz., 10 cts.;  $\frac{1}{4}$  lb., 20 cts.; lb., 60 cts.

**Purple-Top Yellow Aberdeen.**—This is one of the most popular foreign varieties, but cultivated to a very limited extent in this country. It resembles a very handsomely-formed Ruta Baga, and for feeding purposes is fully equal to them, and keeps solid until very late in the season. It can be sown with success fully a month later than the Swede, and is also quite desirable for table use. Per oz., 10 cts.;  $\frac{1}{4}$  lb., 20 cts.; lb., 50 cts.

**Southern Seven Top.**—This the hardest of all sorts, may be left standing in the open ground during Winter as far north as Philadelphia. In the Southern States it yields in the Spring abundant foliage for boiling with cured meats, and is only desirable for this purpose. Per oz., 10 cts.;  $\frac{1}{4}$  lb., 20 cts.; lb., 60 cts.


**RUTA BAGA OR SWEDISH TURNIP.**

The cultivation of the Ruta Baga is greatly on the increase in this country, but we are still very much behind Great Britain, where fully one-fifth of the Agricultural districts are cultivated in this crop, for Winter food for both cattle and sheep; in many sections of our country its cultivation is not thoroughly understood, as we have observed, especially in the South, that it is frequently sown broadcast, the result is that the crop proves a failure, as it will rarely, if ever, form bulbs when sown in this manner; it should always be sown on raised ridges, which should be slightly levelled off with the back of a harrow and lightly rolled after seeding, and as the plants grow ridge up to them, which causes them to form their bulbs. If this is not done no crop can be produced.



**THIS IS THE BEST VARIETY  
FOR GROWING  
EITHER NORTH OR SOUTH.**

**Buist's Ruta Baga is famous for the large and finely formed roots it produces, also for its great PRODUCTIVENESS. It is ALWAYS a sure cropper.**



**The Great Prize Taker.**

**BUIST'S IMPROVED PURPLE TOP YELLOW RUTA BAGA.**

**Buist's Improved Purple Top Yellow Ruta Baga.**—This is the largest and most productive Ruta Baga known; there is no variety which has gained a greater reputation throughout the entire country than Buist's Improved. Testimonials are continually being received by us indorsing its fine qualities and productiveness; it cannot be too highly recommended, and no sort will produce such handsomely formed roots or greater yield; it has an exceedingly short neck, is very solid, of a beautiful orange color, with a handsome purple top, and is the result of many years of careful selection. Per oz., 10 cts.; ¼ lb., 20 cts.; 1 lb., 60 cts.; 5 lbs. at 55 cts.; 10 lbs. at 50 cts.; 25 lbs. at 45 cts.

**American Purple Top Yellow.**—This is the general variety of the country, which it would be folly to grow when the Improved Stock can be obtained, as the roots are smaller in size and necks somewhat longer, therefore not so productive

as the Improved Stock; color of flesh yellow, with a purple top. Per oz., 10 cts.; ¼ lb., 20 cts.; 1 lb., 50 cts.; 5 lbs. at 45 cts.; 10 lbs. at 40 cts.; 25 lbs. at 35 cts.

**Breadstone or Budlong Swede.**—This variety, although frequently called a turnip, should be classed as a Ruta Baga; it produces roots of good size of oval form, skin and flesh pure white and of very finest quality for table use; it keeps well throughout the Winter. Per oz., 10 cts.; ¼ lb., 20 cts.; 1 lb., 50 cts.

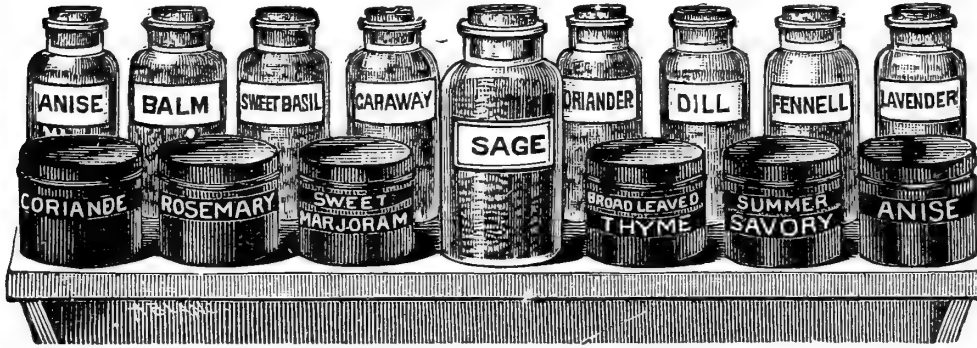
**Elephant or Monarch Swede.**—A variety of recent introduction from England, which is entirely different from any other variety in its form, being of an oblong shape, and very broad at the top which extends nearly the full length of the bulb, before it tapers; flesh yellow, solid, with a purple top; does not keep as well as the oval varieties. Per oz., 10 cts.; ¼ lb., 20 cts.; 1 lb., 50 cts.

**Sutton's Champion Swede.**—A celebrated English variety of good form, neck short, color yellow, top purple, solid flesh; a good keeping variety. Per oz., 10 cts.; ¼ lb., 20 cts.; lb., 50 cts.

**Skirving's Improved Swede.**—A very old and celebrated English variety, which at one time was the only variety sown, but there has been such improvements made in

the Swede within the past ten or fifteen years that the present demand for this variety is now quite limited. Per oz., 10 cts.; ¼ lb., 20 cts.; lb., 50 cts.

**Large White or White Russian.**—A pure white variety, of irregular shape, but of large size, and a solid keeper, flesh remarkably sweet. Per oz., 10 cts.; ¼ lb., 20 cts.; lb., 50 cts.



**Sweet and Medicinal Herbs**


PRICES.

Half-size Packets, per dozen, . 50 cts.  
Full-size Packets, per dozen, . \$1.00

The soil for herbs should be light, rich and finely pulverized before sowing. Always sow in very shallow drills, after which rake finely and give a gentle pressure with a board or back of a spade. They are used for seasoning and medicinal purposes, and to preserve them properly cut the stems and leaves just as the plant is coming into bloom, dry them in the shade, and when perfectly dry wrap them up in paper and store them away in a dry room; or, rub the leaves to a powder, pack in bottles and cork tightly, which will preserve them for any period.

	Per oz.	¼ lb.	lb.
ANISE ( <i>Pimpinella anisum</i> )...	10	0.25	0.90
BALM ( <i>Melissa officinalis</i> ).....	20	.65	2.25
BASIL, SWEET ( <i>Ocimum basilicum</i> ).....	15	.45	1.50
BENE ( <i>Sesamum orientale</i> ) .....	10	.25	.80
BORAGE ( <i>Borago officinalis</i> )...	15	.40	1.25
CARAWAY ( <i>Carum carvi</i> ).....	10	.25	.75
CORIANDER ( <i>Coriandrum sativum</i> ).....	10	.20	.60
DILL ( <i>Anethum graveolens</i> ).....	10	.20	.60
FENNEL, SWEET ( <i>Anethum fœniculum</i> ).....	10	.25	.75
HOREHOUND ( <i>Marrubium vulgare</i> ).....	25	.75	2.50
HYSSOP ( <i>Hyssopus officinalis</i> )...	25	.75	2.50

	Per oz.	¼ lb.	lb.
LAVENDER ( <i>Lavendula vera</i> )...	15	40	1.00
MARJORAM, SWEET ( <i>Origanum marjoratum</i> ).....	15	40	1.25
POT MARIGOLD ( <i>Calendula officinalis</i> ).....	15	40	1.25
ROSEMARY ( <i>Rosmarinus officinalis</i> ).....	30	85	3.00
RUE ( <i>Ruta graveolens</i> ).....	20	50	1.75
SAFFRON ( <i>Carthamus tinctorius</i> ).....	10	30	.90
SAGE ( <i>Salvia officinalis</i> ).....	20	45	1.50
SUMMER SAVORY ( <i>Satureja hortensis</i> ).....	10	30	1.00
THYME ( <i>Thymus vulgaris</i> ).....	25	75	2.50



White Rice Pop-Corn.

**VARIETIES OF POP-CORN**

(On Ear Only.)

- GOLDEN QUEEN, Per lb., 10 cts.; 3 lbs., 25 cts.; 10 lbs., 60 cts.
- WHITE RICE, Per lb., 10 cts.; 3 lbs., 25 cts.; 10 lbs., 60 cts.
- SILVER LACE, Per lb., 10 cts.; 3 lbs., 25 cts.; 10 lbs., 60 cts.
- MAPLEDALE PROLIFIC; Per lb. 10 cts.; 3 lbs., 25 cts.; 10 lbs., 60c

**IF YOU HAVE A GARDEN,** it is the greatest folly to sow the common seeds of the country, as it costs the same for labor in cultivation and manure, whether you grow crops of choice vegetables or poor ones; as the purity of seed cannot be ascertained by their appearance, they should therefore be purchased only from such houses as grow their own stocks, by so doing the chances of disappointment in your gardening operations will be very much lessened. If you have never tested those of Buist's growth, sow them this season, as they are unsurpassed; they are always grown from selected seed stocks, which are annually made from the crops when in full growth.

A Farmer who pays little or no attention to the selection of the Grass Seeds which he annually sows, will in a few years find that he is growing more Plantain, Carrot and Daisy than grass, and naturally concludes Farming is a failure. Weeds are seldom found in a successful farmer's place.

# GRASS SEEDS FOR THE LAWN OR PARK




Buist's Prize Lawn Grass is put up in Cartons, containing Pints, Quarts, 2 Quarts, 4 Quarts

## Buist's "Evergreen" Lawn Mixture FOR LAWNS, TENNIS, CRICKET AND GOLF GROUNDS

The Buist's Mixture of Grass Seeds for Lawns, Parks, Tennis, Cricket and Golf Grounds has long been famous for its producing a succession of verdure throughout the year. It is composed of the finest varieties of grasses, each of which has its season of beauty, and the result of this blending is the producing of a sod that is not only always evergreen and velvety in appearance, but of the color and beauty of an emerald. Many of the more famous lawns of our country were seeded down with the Buist's Lawn Grass, the preparation or formula of which is a specialty with our house, which many years of experience has suggested. It requires from 4 to 5 bushels to sow an acre, or for renovating old lawns, about half that quantity.

		Weight per bush.	Per qt.	Per pack.	Per bush.
Buist's Evergreen Lawn Mixture, . . .	Finest Grade	20 lbs.	\$0 25	\$1 00	\$4 00
Buist's Evergreen Lawn Mixture, . . .	Choice Grade	20 lbs.	20	90	3 50
Buist's Fairmount or Central Park Mixture, . . .	Finest Grade	20 lbs.	20	90	3 50
Buist's Golf Greens Mixture, . . .	Finest Grade	20 lbs.	25	1 00	4 00
Buist's Cheap Lawn Mixture, . . .	Good Grade	15 lbs.	15	75	2 50

 We sell 5 bushels at 25 cts., and 10 bushels at 50 cts. per bushel less than quoted.

# A Fine Lawn Can Only be Secured

WHERE THE SOIL HAS BEEN PROPERLY PREPARED BEFORE SEEDING.

When a lawn or park is properly planted, the next most important feature is the grass which covers it; for no matter how beautifully a lawn is situated and planted, if it lacks this one requisite, it ceases to be attractive. To accomplish this, pay great attention to the preparation of the soil; in a large extent of ground it should be ploughed, sub-soiled, and cross-ploughed; in contracted spaces dug and trenched, the surface properly graded and finely prepared, taking care to collect every weed or root of a weed that can be found. Sow the seed in the months of March or April, in the Spring, and September or October in the Fall. What kind of seed to sow, and where to get it, is the next question, as all that is called lawn grass seed is by no means the same; for some of those who prepare it are entirely ignorant of the growth and nature of the various varieties of grasses, and are frequently led into errors that prove ruinous to the lawn. An error of this kind involves a great loss and disappointment to the owner, and is almost irreparable; therefore, procure your seed from an experienced and reliable house.

After preparing the ground as directed, sow the seed at the rate of three or four bushels to the acre; cover in with a light seed-harrow, or thin branches tied together to serve the purposes of harrowing, and give the whole a light roll with a field or lawn roller. Our finest mixed lawn grass, which we prepare, is well known for its superior quality in producing a succession of verdure throughout the whole season. Some of the finest lawns on the Hudson River and about Philadelphia were sown with our best preparation; in ordering, it is essential to state the nature of the soil. Mow early, and mow frequently, is the secret of your after success, which gives strength and stability to the sward. During the warm Summer months do not cut close, and permit the mown grass to lay on the lawn, as it will greatly strengthen the roots and prevent the young grass from being burnt out. And as a top dressing or manuring, never use stable manure, as it always contains seeds of weeds, but apply fine bone-dust or Button Bone at the rate of 400 to 500 lbs. per acre, or 200 weight of Peruvian guano, or what is still better, **Buist's Lawn Enricher**. An annual top dressing of wood ashes is also of the greatest value.

Use lawn-mowers in preference to the scythe, as it is not only a source of economy, but a lawn kept trimmed with a machine is always more beautiful than one mown with a scythe, as the sod becomes more compact, the surface more even, and the grass more luxuriant. Lawn-mowers have now reached great perfection; we have them of all sizes, some even sufficiently light for ladies use. The most improved machines are the Buist's, Pennsylvania, Philadelphia and Imperial.

## USE BUIST'S LAWN ENRICHER.

**Lawns** are greatly improved with a top dressing of Buist's Lawn Enricher, which should be applied broadcast in early Spring, as it induces a rapid and luxuriant growth, as well as a richer color and a more velvety appearance to the grass, about 500 pounds to the acre is sufficient.


Price, 5-lb. package, 25 cts.; 10-lb., 40 cts.; 25-lb. sack, \$1.00; 50-lb. sack, \$1.75; 100-lb. sack, \$3.00; 200-lb. sack, \$5.00; per ton of 2,000 lbs., \$40.00.

**Tobacco stems** are now extensively used for scattering broadcast over the lawn for the Winter season. They not only act as a protection to the roots, but are rich with ammonia, and prevent the harboring of moles, mice and insects. Price per bale of about 200 lbs., \$2.00; per ½ ton, \$7.00; per ton, \$15.00.

### FOR THE PAST FIFTEEN OR TWENTY YEARS

the vegetable world has been annually startled with surprising Novelties, which from the glowing descriptions and indorsements, one would virtually expect the old and well known favorites were being entirely supplanted; but where are most of these great wonders to-day? If the whole collection were to be sifted down, there would scarcely be a dozen of them worthy of any attention. If a Squash has an extra wart or excrescence visible, it is considered an extraordinary production, and is immediately renamed and catalogued with glowing description, and endorsed by imaginary growers.

But the public are awakening to this imposition, and while they are just as eager for choice sorts as heretofore, they want to be assured of true merits, which can be obtained only by improving the old varieties by selection, which may consist of earliness, productiveness, size and flavor, which are the valuable acquisitions. Peas, Beans, Cabbage, Beet, Tomato, and many others have been vastly improved in this manner, and by such continued method the intelligent growers stock must reach that grade of perfection that no Novelty—the sport of a season—can ever attain, and certainly such stock is more desirable than the trash that is annually sprung like a cyclone upon the public every year.



# Buist's Special Grass Seed Mixtures

...FOR...

## HAY OR PERMANENT PASTURE.

The demand for our Special Mixtures for hay and permanent pasture is very rapidly increasing. The old custom of seeding down to clover and timothy alone must in a few years give way, to a very large extent, to the more improved method of mixing or blending the varieties of Grasses to be sown. When we state that the modern preparations will produce twice as much per acre as timothy and clover, it is no exaggeration. It would therefore be great folly for the agriculturist not to adopt it, or at least experiment with a trial, to a moderate extent, until he becomes convinced of the great advantage to be derived from it.

In ordering, it is necessary to state the character of soil on which it is to be seeded, that the proportions of the most desirable varieties can be selected for the purpose.

**PREPARATION No. 1.**—Sow 3 bushels per acre. Price per bushel of 18 lbs., \$3.00.

**PREPARATION No. 2.**—Sow 3 bushels per acre. Price per bushel of 20 lbs., \$3.50.

**PREPARATION No. 3.**—Sow 3 bushels per acre. Price per bushel of 16 lbs., \$2.50.

(No. 3 contains no clover.)

### VARIETIES OF GRASS SEEDS.

We clean all our grass seeds by the most improved machinery. They are entirely free from all weeds and dirt and of the very finest grade.

**Kentucky Blue Grass, Fancy Cleaned** (*Poa pratensis*).—Also known as June Grass. It is one of the most valuable varieties for lawn purposes, and as a fine pasture grass is indispensable. It thrives in dry soils, and retains its verdure during the hottest weather; it is the famous Grass of Kentucky, and is regarded as the most valuable of all varieties; for lawns, sow 3

to 5 bushels per acre and for pasture from 2 to 3 bushels per acre. Per qt., 20 cts.; bush. of 14 lbs., \$3 00; 100 lbs., \$20.00.

**Kentucky Blue Grass, Buist's Fancy Export Seed.**—This is a selection of the finest, heaviest, and best matured seed prepared especially for the export trade; it is the grade we use exclusively in our Lawns

- Grass preparations, which are famous for producing a handsome turf within sixty days. Per qt., 25 cts.; bush. of 14 lbs., \$3 25; 100 lbs., \$22 00.
- Canadian Blue Grass** (*Poa compressa*).—A celebrated Canadian variety, where it is grown very extensively for pasture and hay; it is also known as the Flat Stalked Meadow Grass. It grows from one to two feet high, and has a bluish cast. Will thrive in any soil. Per qt., 20 cts.; bush. of 14 lbs., \$2 25; 100 lbs., \$14 00.
- Natural Green Grass** (*Poa pratensis variety*).—A native grass of luxuriant growth; it forms a heavy sward, but does not retain its color as well as Blue Grass. Per qt., 20 cts.; bush. of 14 lbs., \$3.00; 100 lbs., \$20.00.
- Red Top Grass** (*Agrotis vulgaris*).—This is also known in Pennsylvania as Herds Grass; it is one of our most valuable varieties for pasture or for using in lawn preparations; it luxuriates in moist, rich ground, but will thrive in any soil, it is extensively used by our farmers on land which has been seeded with timothy and clover; it will outlast either of these varieties. For lawns sow 3 to 4 bushels per acre; for pasture sow 2 to 3 bushels per acre. Per qt., 15 cts.; bush. of 10 lbs., \$1.25; sack of 50 lbs., \$5.50; 100 lbs., \$10 00.
- Red Top Grass. Fancy Cleaned.**—This grade of seed is rubbed, is entirely free from chaff, and is called the Silver Seed. Per lb., 20 cts.; bush. of 30 lbs., \$4.50; 100 lbs., \$14 00.
- Sheep's Fescue** (*Festuca Ovina*) is one of the best varieties for sheep pastures, and is used in all preparations of grasses in England for that purpose; is short and dense in growth; it is also a valuable variety for lawn mixtures. Per lb., 25 cts.; bush. of 12 lbs., \$2 00; 100 lbs., \$15 00.
- English Rye Grass, Perennial Rye** (*Lolium Perenne*).—A nutritious permanent grass for meadows and pastures, or for mixing with other grasses for lawns, or for permanent pasture mixtures; it thrives in almost any soil, and yields an early and abundant crop. Per qt., 15 cts.; bush. of 24 lbs., \$2 00; 100 lbs., \$8.00.
- Italian Rye Grass** (*Lolium Italicum*).—A valuable European variety, thriving in any soil, and yielding an early and abundant crop; valuable for permanent pasture mixtures. Per bush. of 18 lbs., \$2.00; 100 lbs., \$8 00.
- Meadow Foxtail** (*Alopecurus pratensis*).—One of the best and earliest of pasture grasses; thrives best in moist localities and bears close cropping. Per lb., 35 cts.; 10 lbs., \$3 20; 100 lbs., \$27.50.
- Rhode Island Bent Grass** (*Agrostis canina*).—One of the finest of grasses to use in lawn preparations. Per qt., 25 cts.; bush. of 14 lbs., \$4.50; 100 lbs., \$30.00.
- Sweet Vernal Grass** (*Anthoxanthum odoratum*).—Useful as a mixture with other grasses on account of its early growth. It is exceedingly fragrant when cut for hay. Per lb., 65 cts.; bush. of 10 lbs., \$5.00; 100 lbs., \$45.00.
- Orchard Grass** (*Dactylis Glomerata*).—One of the most desirable and earliest varieties of grasses for pastures, sowing in orchards or in shady places. It grows rapidly, thrives in sandy land, and does not suffer from close feeding. Per lb., 20 cts.; bush. of 12 lbs., \$2.25. 100 lbs., \$16.00.
- Timothy** (*Phelam Pratense*).—This is the most valuable and important variety for the Middle States, and is used by all farmers for Fall sowing; it is the finest variety for hay, and produces heavy crops, but is not suitable for permanent pasture, as it runs out quickly. Per lb., 12 cts.; bush. of 45 lbs., about \$2.75, (subject to market changes).
- Tall Meadow Oat Grass** (*Avena Elatior*).—A valuable grass for soiling or permanent pasture, of early and luxuriant growth; also makes splendid hay. Per lb., 30 cts.; 10 lbs., \$2.75; 100 lbs., \$25 00
- Wood Meadow Grass** (*Poa nemoralis*).—Well adapted for either pastures or pleasure grounds, having a pure, succulent and nutritive herbage of early growth and thriving well under trees. Per lb., 40 cts.; bush. of 14 lbs., \$5.00; 100 lbs., \$35.00.
- Creeping Bent Grass** (*Agrostis stolonifera*).—An excellent variety for lawns, succeeding well in moist situations; produces a dwarf, velvety growth. Per lb., 25 cts.; bush. of 20 lbs., \$5 00; 100 lbs., \$25.00.
- Rough-Stalked Meadow Grass** (*Poa trivialis*).—Valuable for pastures and meadows, particularly on damp soils and sheltered situations, producing a constant supply of nutritive herbage, greatly liked by cattle. Per lb., 35 cts.; bush. of 14 lbs., \$4.50; 100 lbs., \$30.00.
- Yellow Oat Grass** (*Avena flavescens*).—Good for dry pastures and meadows. Per lb., 75 cts.; bush. of 7 lbs., \$5.00.
- Hard Fescue** (*Festuca duriuscula*).—One of the finest dwarf-growing grasses, thriving well in dry situations. Per lb., 20 cts.; bush. of 12 lbs., \$2.00; 100 lbs., \$15.00
- Meadow Fescue, or the English Blue** (*Festuca pratensis*).—A valuable variety for permanent pastures or hay; it is very fragrant. Per lb., 20 cts.; bush of 20 lbs., \$3.00; 100 lbs., \$12.00.



**Bermuda Grass (*Cynodon Dactylon*).**—

Valuable only in sections where no other grasses will grow; when once planted it can never be exterminated, as it comes to stay. Roots are formed from every joint, and in two seasons the ground will become completely netted. Per oz., 10 cts.; ¼ lb., 25 cts.; 1 lb., 70 cts., 10 lbs. at 65 cts.; 100 lbs., \$60 00.

**Johnson Grass (*Sorghum Halapense*).**—

Southern fodder plant, growing 30 inches or more in height; hardy in New Jersey; it is a rapid growing perennial; on rich soil it may be cut three or four times in a season. The best results are obtained by sowing the seed in August or September, at the rate of 25 to 35 lbs. to the acre. Per lb., 15 cts.; peck., \$1.00; bush. of 25 lbs., \$2.50.

**DWARF ESSEX RAPE. (Imported from England.)**

**A. FODRAGE PLANT** of the greatest value. The sheep and cattle farmers of Great Britain regard it as an indispensable crop, and so will the American farmer when it becomes better known. Its cultivation is greatly on the increase in this country on account of its very rapid growth. It attains a height of three feet, producing 20 to 25 tons of green forage per acre, and makes full growth in ten weeks from sowing. It also affords fine pasture for sheep, hogs or cattle in four or five weeks. It is perfectly hardy and can be sown all through the season, and withstands drought. Sow broadcast at the rate of six lbs. per acre, or in drills two feet apart at the rate of three lbs. per acre. It also make an excellent Spring Kale for table use. Per lb., 15 cts.; 10 lbs., \$1.25; 50 lbs. \$5.00; 100 lbs., \$9.00.

**CLOVER SEEDS.**

(Prices are subject to market changes.)

**BUIST'S RECLEANED RED CLOVER.**

(*TRIFOLIUM PRATENSE*.)

We call special attention to the SUPERIOR QUALITY of **Buist's Recleaned Red Clover Seed**, which will be found superior to the samples generally handled by the trade. Special prices on application. There is not sufficient care exercised by the planter or farmer in the selection of this, the most valuable of all grass seeds. Many sow it without even examining

whether or not it contains more seeds of weeds than of clover; and such may frequently wonder where all the daisies, docks, thistles and other weeds that infest their farms spring from. Weeds will always make their appearance fast enough without sowing them, and to guard against this sow no grass seed unless you examine it either with a sharp eye or a magnifying glass. No

farmer should ever allow a weed to run to seed on his farm; cut them down or pull them out; weeds can't stand such harsh treatment long, and a season or two of this kind of warfare will give you a clean farm and more money in your pocket. Owners of farms who lease them out should always select the required grass seeds themselves, as many tenants are really exceedingly careless in this important requisite. We know of instances where tenants on short leases annually purchase and sow the screenings of clover simply to economize, which is composed of weeds and imperfect grains of seed; but such economy would very soon impoverish any farm, and a tenant who exercises it is certainly a very unprofitable one. Sold at market price. Samples and prices on application.

**CRIMSON OR SCARLET CLOVER.**

(*TRIFOLIUM INCARNATUM*.)

**One of Nature's greatest fertilizers.** By ploughing the crop under it will make the most barren farm rich and productive.

The Crimson Clover is a native of Italy, and is the standard food for stock in that country and also in the southern part of France, where it is cut green or made into hay. Within the past five years it has become very popular in certain sections of this country, especially in Virginia and Delaware, and is gradually becoming disseminated as far as Georgia and the Carolinas, where it is regarded as an invaluable crop, flourishing there equal to the Red Clover in the North. It is an annual grass, perfectly hardy in the South, standing their Winters as well as the heat of their Summers. It should be



Red Clover.



Crimson Clover.

sown during August, September or October, and will produce a crop in five or six months after sowing; it also affords an early pasture. After mowing it continues growing until cold weather. In the North it is becoming a very popular crop; the flowers, which are cone shape, are produced in dense masses of a beautiful, dazzling scarlet color. The seed has more the appearance of Millet than Clover. It requires ten to fifteen pounds of seed to the acre. American-grown seed is, per lb., 12 cts.; 10 lbs., \$1.00; bushel of 60 lbs., \$5.00. The imported seed is cheaper, but its vitality is generally poor.

### ALFALFA CLOVER, OR LUCERNE (*Medicago sativa*).

The Great Clover of the Pacific Coast.

Over the Pacific routes to California and on the great ranches of the West the only variety of Clover that is grown is the Alfalfa, where it is cultivated to a greater extent than the Red Clover is in the Middle States; vast fields of it are always in sight as far as the eye can reach, it furnishes fine pasture and hay for both horses and cattle; it is a perennial plant, and when once properly seeded in a suitable soil, will produce fine crops for several years. It has a remarkably strong growth, occasioned by its roots penetrating the ground to a great depth, until they are altogether out of reach of drought; and in the very driest and most sultry weather, when every blade of grass droops for want of moisture, Lucerne appears in luxuriant growth; and for this reason it is very desirable for all tropical countries. Its cultivation is simple, requiring no more care and attention than a crop of the ordinary red clover, excepting the first year in preparing the soil and seeding. Sow 15 lbs. per acre. Per lb., 25 cts., 10 lbs., \$2.25; bush. of 60 lbs., \$10.50.

**Bokhara Clover** (*Melilotus Alba*)—A rapid growing white-flowered sort, excellent for bee food, for which purpose it should be largely grown. Per lb., 30 cts.; 10 lbs., \$2.50.



Alfalfa, or Lucerne Clover.


**Alsike, or Swedish Clover** (*Trifolium Hybridum*).—A very valuable variety which resembles the Red Clover in growth and habit; of very luxuriant growth, sweet, nutritious, valuable in preparations for hay and permanent pasture, affords excellent food for bees; it also thrives well on cold, wet, stiff soils. Per lb., 25 cts.; 10 lbs., \$2.00; bush. of 60 lbs., \$10.00.

**White Dutch Clover** (*Trifolium Repens*).—The best variety for lawns, as it forms a close herbage and remains green throughout the season; it also affords excellent food for bees. The price of White Clover depends entirely on the quality and age of the seed. We offer only the highest grade and of the latest crop. Per lb., 25 cts.; 10 lbs., \$2.40; 100 lbs., \$22.00.

**Sainfoin, Esparsette, or Holy Clover** (*Hedysarum Onobrychis*).—A valuable Clover for the Middle and Southern States. In some sections it is considered indispensable, as it increases the flow of milk. The seeds are more nutritious than oats, and are readily eaten by fowls. Requires a calcareous soil. Sow 100 lbs. to the acre. Per lb., 15 cts.; 10 lbs., \$1.00.



Alsike or Swedish Clover.



PERENNIAL RYE GRASS.



TIMOTHY.



SHEEP'S FESCUE.




ORCHARD GRASS.




TALL MEADOW OAT GRASS.

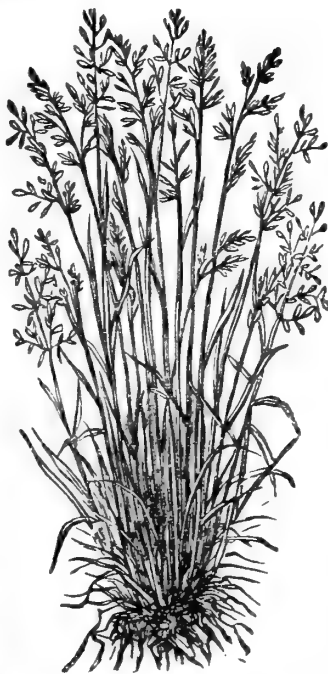
**SOW**  
**Buist's Re-cleaned**  
**GRASS**  
 AND  
**Clover Seeds**  
 FOR  
**Permanent Pasture**  
 AND  
**HAY.**  
 They are always Re-cleaned  
 and are Free from Weeds.



SWEET VERNAL GRASS.



KENTUCKY BLUE GRASS



RED TOP.



ITALIAN RYE GRASS



MEADOW FESCUE

# SUNDRY VARIETIES OF SEEDS

## SEED OATS

Our Oats are selected especially for seed purposes, are always recleaned by us, and will be found of the very choicest quality and of the heaviest weight. Our quotations are for the standard weight of 32 lbs. per bushel.

	Pk.	Bu.	10 Bus.
White Maine.....	\$0 40	\$1 10	\$10 00
White Welcome .....	40	1 10	10 00
White Belgian .....	40	1 10	10 00
White Russian .....	40	1 10	10 00
Lincoln .....	40	1 10	10 00
Golden Fleece .....	40	1 00	10 00
Mortgage Lifter.....	40	1 00	10 00
Triumph .....	40	1 00	9 00
Surprise .....	40	1 00	9 00
White Clydesdale, Imported	75	2 50	17 50
Scotch Potato, Imported ...	75	2 00	17 50
Virginia Winter Turf .....	40	1 20	11 00
Common Seed Oats.....	30	1 00	9 00

## FIELD OR COW PEAS

	Pk.	Bu.	10 Bus.
Southern Black-Eye.....	75	3 00	2 75
Black or Ram's Horn .....	75	3 00	2 75
Southern Clay .....	75	3 00	2 75
Whip-poor-will .....	75	3 00	2 75
Canada Field Peas .....	60	2 00	1 75
Soja Bean.....	75	3 00	2 75
Velvet Bean.....	80	3 00	2 75
Pigeon Peas.....	50	1 75	1 50

## FIELD CORN

	Qt.	Pk.	Bu.
Buist's Early Golden Dent...15	60	2 00	
100-Day Bristol .....	15	60	2 00
Early Penna. 8-Row Yellow 15	60	2 00	
Early Yellow Canada .....	15	60	2 00
Buist's White Snowflake ...25	60	2 00	
Improved Leaming .....	15	60	2 00
Cloud's Early Yellow Dent 15	60	2 00	

## TARES OR VETCHES

Sand or Hairy Vetch, <i>Vicia villosa</i>	35	1 75	6 50
Spring Tares .....	25	1 00	3 50
Winter Tares .....	25	1 00	3 50

## MILLET

	Per Bu.
German or Golden, Western Grown	\$1 50
German or Golden Tennessee "	1 75
Common Millet .....	1 40
Hungarian Millet .....	1 50
Siberian or Russian .....	2 00
Japanese Barnyard .....	2 00
Pearl or Cat-Tail ( <i>Pencillaria</i> ) .....	6 00

## SEED RYE

	Pk.	Bu.
Spring Rye (Finest Selected) ...	50	1 50
Thousand Fold .....	40	1 25
New Jersey White.....	40	1 25
Common .....	30	1 00

## FIELD BEANS

	Qt.	Pk.	Bu.
Burlinghame Medium .....	20	1 00	3 75
White Marrow .....	20	1 00	3 75
White Navy; (Pea Bean) ...20	1 00	3 50	
White Kidney.....	20	1 25	4 00
Red Kidney.....	20	1 00	3 75

## BROOM CORN

Weber's Improved Everg'n	25	90	2 75
Evergreen .....	20	80	2 50
Common Tall .....	15	60	2 25
Common Dwarf .....	15	60	2 25

## SEED BUCKWHEAT

Japanese (Finest).....	15	40	1 20
Silver Hull .....	15	40	1 20

## SUGAR CANE

Early Amber .....	20	75	2 75
Early Orange.....	20	75	2 75

## RUSSIAN SUNFLOWER

	Qt.	Pk.	Bu.
Mammoth.....	10	50	1 50

# Buist's Recleaned Bird Seeds

Our Bird Seeds are always recleaned and entirely free from all dust and dirt, which are so injurious to birds. They are beautifully put up in attractive cartons, containing one pound with a piece of Cuttle Bone in each. It is the finest quality of seed, and is regarded by dealers as the best brand in the market. Price, 10 cents each, or we can mail you a pound package, as sample, for 18 cents, or you can order a 25-lb. case for \$2.50, which can be sent by express or freight at a trifling cost.

	Per 100 lbs.	Per lb.		Per 100 lbs.	Per lb.
Canary Seed, Sicily .....	\$7 00	\$0 10	Rape Seed, London .....	\$8 00	\$0 10
Canary Seed, German .....	6 50	10	Rape Seed, German .....	7 00	10
Canary Seed, Spanish.....	6 50	10	Rice, Unhulled .....	6 00	10
Bird Seed, Mixed.....	6 50	10	Maw Seed .....	16 00	20
Hemp Seed, American.....	5 50	10	Lettuce Seed .....	20 00	25
Hemp Seed, Russian.....	5 50	10	Peas for Pigeons .....	2 50	05
Bird Millet .....	3 50	10	Sunflower Seed, for Parrots .....	5 00	10



## CULTURAL DIRECTIONS FOR FLOWER SEEDS.

The very general attention that is being given to the cultivation of **ANNUALS**, **BIENNIALS** and **PERENNIALS** require a few suggestions for the guidance of the inexperienced, who generally bestow any misfortune that may occur in their vegetating or growing, on the poor seeds and seedsman. We do not pretend to say that they are always exempt from blame, for we are convinced that there are many seeds sold that are perfectly worthless; yet when we hear of a novice who sowed his **CALCEOLARIAS** in the garden and planted his **STOCKS** like Peas, we cannot help thinking but that the misfortune more frequently occurs from improper treatment than from inferior seeds. Care should be taken not to sow before the ground becomes slightly warm, say during the month of May about Philadelphia. The soil should be well pulverized, and, if possible turned up before Winter, and on no account work it in wet weather. The strength of the plants and their ability to produce a profuse bloom, will depend mostly upon the richness of the soil; therefore work into it thoroughly rotted manure, or, what is better, mould formed from decayed leaves. There are two ways of sowing seeds: the one in the border where they are intended to remain; the other in prepared beds, from which they are transplanted to the **FLOWER GARDEN**. The former plan, although the one most generally adopted, has many inconveniences; one of the principal of which is, the ground is occupied for a long period before they arrive at perfection. It would, therefore, be more advisable, if it were possible, to sow all **ANNUALS** in prepared beds, and afterwards transplant to the Flower Borders; but there are some that will not bear transplanting, but these exceptions are few. There should also be discretion used in their sowing; for instance, small delicate seeds should merely be sown on the surface, some barely pressed into the soil, and others fully one-fourth of an inch deep, in most cases, a slight sprinkle of dampened moss will cause them to vegetate more freely, and prevent the surface soil from becoming baked; but as soon as the plants appear it should be removed. When the seedlings are up, they should be early, carefully and sufficiently thinned out to prevent their being injured by crowding, and when a few inches high remove them to the Flower Borders. Tall-growing varieties, should when necessary, have neat supports, to prevent damage from wind and rain; this additional care will be amply repaid in the duration and beauty of the plants.

**ASTERS**.—This beautiful class of **ANNUALS** should be sown in pots early in March, and placed in a close frame or greenhouse near the glass. When the plants attain an inch high, they should be transplanted separately into good, rich soil, and their growth encouraged until the season is sufficiently far advanced to be in no danger from frost; then prepare your Flower Border by incorporating well-rotted manure and pulverizing the soil. Select a cloudy day for transplanting them, after which water them thoroughly, and should the following day be warm, shade them from the sun. The **ASTER** will always repay any care bestowed on its culture; no flower is equal to its gayety when well-grown. The most approved varieties to cultivate are the **TRUFFAUT'S PÆONY**-flowered, the **IMBRICATED POMPONE**, **DWARF CHRYSANTHEMUM**, **DWARF BOUQUET** and **ROSE**-flowered; to these may be added the **NEW GIANT EMPEROR**, which produces flowers of the largest size and of the most perfect form.

**GERMAN TEN-WEEK STOCK**.—This favorite flower is cultivated similar to the **ASTER**. The three principal rules to observe with these, as with all half-hardy **ANNUALS** raised in forcing-houses, or frames, are: 1. Preservation from insects. 2. No sudden check to their growth by too long or sudden exposure. And 3. A gradual hardening before planting out in genial moist weather. The universally admired **SCARLET INTERMEDIATE STOCKS**, for Spring blooming in the conservatory or greenhouse, should be sown in the Summer and Autumn months; the flowers are more perfect in form, and bloom more freely than the common Ten-week variety; in fact, it should be sown in preference to any other variety of its class, for either Spring or Summer flowering. The **INTERMEDIATE WHITE** is the next most desirable variety, possessing the same nature and affording a beautiful contrast in color.

**VERBENA**—Sow in February or March in light, sandy soil, and place in a spent hot-bed, when the plants form their second leaf, prick out in pots and replace them in the frames until well established, when they should be transplanted to the Flower Border. The seed germinates more freely, and the plants grow more luxuriantly if sown in the open border and thinned out as they require.

**PANSY, or HEARTSEASE (Viola tricolor)**.—For Summer blooming, sow in light soil during February and March; place the seed-pans on surface heat in frames or greenhouses; if fine plants are required, transplant into large seed-pans when the second leaf is formed, or harden off in cool frames for planting out. Sow also in July and August without heat for the following season, and transplant into open borders of rich soil.

**CARNATIONS**—Sow in early Spring months using light soil; cover quarter of an inch in depth, place in a cool frame or greenhouse, with ventilation and shade from excess of sun; as the plants progress gradually expose to open air and plant out in prepared beds or in pots.

**CANNAS**.—This majestic plant is very popular, especially the dwarf French varieties, their large glossy leaves and flowers produce a striking effect in the flower garden. Sow from February to March in light soil; place on heat, and when they form their second leaf, pot each plant singly, keep in moderate heat

until well established, then transplant out into a warm situation. The more their growth is encouraged the larger the leaves and earlier the bloom. To cause the seed to germinate more freely, the outer seed coat should be peeled off.

**CLIMBERS** for garden decoration should be sown in January, February and March, the earlier the better; the following are the most desirable varieties for that purpose: Maurandia, the blue, white and pink; Cobœa scandens, Lophospermum, Calempelis, Tropæolum, Thunbergia, Loasa, and for other varieties see under the head of Climbing Plants. Sow them in small pots or seed-pans, and place near the glass.

**ANNUALS** are exclusively raised from seed, they attain perfection and last for one season only; they are divided into three classes—hardy, half-hardy and tender. Hardy ANNUALS are such as will stand a severe frost, half-hardy are more delicate, and tender ANNUALS will perish with the slightest frost.

**BIENNIALS** are those plants that flower the second year from the sowing of the seed, and then perish.

**PERENNIALS** are herbaceous plants, which die down during the Winter, and spring up and bloom the following season; they should be covered late in the Fall with well-rotted manure, which should be dug about the roots in the Spring. Tender PERENNIALS should be dug up and stored away free from frost, and planted out in early Spring.

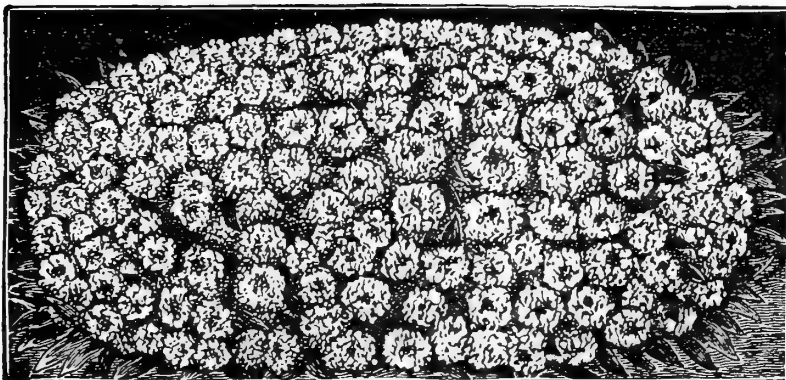
## VARIETIES OF FLOWER SEEDS.

Varieties of Climbers, Immortelles, Foliage Plants, Ornamental Grasses, and Greenhouse Seeds, will be found under their respective heads.

### PREMIUMS ON ORDERS FOR FLOWER SEEDS.

For every dollar's worth ordered select 25 cts. worth additional, that is

For	\$1.00	select	\$1 25
"	2.00	"	2.50
"	3.00	"	3.75
"	4.00	"	5.00
"	5.00	"	6.25
"	6.00	"	7.50
"	7.00	"	8.75
"	8.00	"	10.00
"	9.00	"	11.25
"	10.00	"	12.50




Little Gem, or Tom Thumb Sweet Alyssum.

- |     |  |             |
|-----|--|-------------|
| No. |  | Per Packet. |
| 1.  | <b>ABRONIA UMBELLATA.</b> —Trailing plants producing clusters of sweet-scented rosy lilac blossoms, resembling the Verbena, blooming a long time, effective in beds, rockwork, or hanging-baskets; peel off the husk before sowing the seed; half-hardy. | 5           |
| 2.  | <b>ADONIS ÆSTIVALIS</b> (Flos Adonis, also known as Pheasant's Eye). Handsome foliage pretty, dark crimson flowers; height 1 ft.   | 5           |
|     | <b>AGERATUM.</b> —Valuable plants for large beds or borders, and very useful where cut flowers are in demand; in bloom the whole Summer, also good for Winter blooming in pots, succeeding in any soil; half-hardy, 1 to 2 ft.                           | 5           |
| 3.  | <b>Mexicanum</b> —Blue, 1 ft.  | 5           |
| 4.  | <b>Mexicanum Albiflorum.</b> —White; 1 ft.   | 5           |
| 5.  | <b>Cœlestinum</b> —Light blue  | 5           |
| 6.  | <b>Fine Mixed Varieties</b>  | 5           |
|     | <b>AGROSTEMMA CÆLI-ROSEA</b> (Rose of Heaven).—An attractive free-flowering hardy perennial producing flowers on long slender stems like a single pink, blooms first season.   | 5           |
| 7.  | Mixed rose and white; 1 ft.  | 5           |
| 8.  | <b>Coronaria, Rose Champion.</b> —Red  | 5           |
|     | <b>ALONSOA</b> —Free-flowering bedding plants, continuing in bloom until killed by frost, also good house-plants, half hardy; 18 in.   | 5           |
| 9.  | <b>Finest Mixed</b> —Crimson and Scarlet   | 5           |
|     | <b>ALYSSUM.</b> —Free-flowering, pretty little plants for beds edgings, or rockwork, the annual varieties bloom all Summer, also desirable for Winter flowering.   | 5           |
| 10. | <b>Benthami.</b> —White sweet Alyssum, per oz. 25 cts.   | 5           |
| 11. | <b>Benthami</b> , (Compactum Little Gem or Tom Thumb)—Dwarf, compact and erect, fine for edging, white; per oz. 50 cts.  | 5           |
| 12. | <b>Benthami</b> (Procumbens)—Carpet of snow, pure white; grows only 2 to 3 in. high and is a profuse bloomer, per oz. 50 cts.  | 5           |
| 13. | <b>Saxatile Compactum.</b> —Showy golden yellow flowers, hardy perennial; for Spring-bedding and rock work. 1½ ft.   | 10          |

- |     |  |             |
|-----|--|-------------|
| No. |  | Per packet. |
|     | <b>AMARANTHUS.</b> —Are showy blooming plants with their long racemes of curious flowers; half-hardy. For other varieties, see ornamental foliage varieties.   |             |
| 14. | <b>Atropurpureus</b> —Is covered with long drooping spikes of purple flowers; 4 ft.  | 5           |
| 15. | <b>Caudatus</b> (Love lies Bleeding).—Long drooping racemes of blood-red flowers; 3 ft.  | 5           |
| 16. | <b>Giganteus.</b> —Large showy crimson flowers   | 5           |
| 17. | <b>ANAGALLIS.</b> —Dwarf, compact flowering plants, admirably adapted for ornamental baskets, rockwork edgings, and small beds; succeed best in light, rich soil, in a sunny situation; covered with flowers the whole Summer; half hardy 6 in.; fine mixed varieties.   | 5           |
|     | <b>ANTIRRHINUM</b> (Snap Dragon).—One of our most showy and useful border plants. The more recently improved varieties of this valuable genus are large, finely-shaped flowers of the most brilliant colors, with beautifully marked throats; they succeed in any good garden-soil, and are very effective in beds. Hardy perennials, blooming the first year if the seed is sown early; 1 ft. |             |
| 18. | <b>Brilliant.</b> —Bright scarlet with white throat.   | 5           |
| 19. | <b>Fairy Queen.</b> —Golden orange with white throat   | 10          |
| 19½ | <b>Fire-fly.</b> —Orange and scarlet with white throat.  | 5           |
| 20. | <b>Delila.</b> —Carmine with white throat.   | 5           |
| 21. | <b>Galathea.</b> —Crimson with white throat, large flowering.  | 5           |
| 22. | <b>Papilionaceum.</b> —Blood-red with pure white throat.   | 5           |
| 23. | <b>Romus.</b> —Violet rose, with pale lip  | 10          |
| 24. | <b>Choice Mixed.</b> —Finest varieties.  | 5           |
| 25. | <b>AQUILEGIA</b> (Columbine).—Beautiful grotesque and varied-colored flowers, blooming freely in the Spring; hardy perennials; 2 ft. Double or single, all colors mixed  | 5           |
|     | <b>ASTER</b> (Queen Margaret).—One of the most popular and effective of our garden favorites, producing flowers in profusion in which richness and variety of colors are combined with the most perfect and beautiful form. They are   |             |



Flos Adonis.



Ageratum Mexicanum.

No.	Per Packet.
indispensable in every garden, or pleasure-ground where an autumnal display is desired. They delight in a rich, light soil; and in hot, dry weather should be mulched with rotted manure, and well watered, which will increase their beauty and duration of flowers.	
26. Boltze's Dwarf Bouquet.—A miniature bouquet of all colors.	10
27. Dwarf Comet.—Finest mixed double	10
28. Dwarf Comet (Perfection).—Pure white.	10
29. Betteridge's Prize choice strain of English varieties	10
30. Dwarf Pyramidal Bouquet.—A perfect bouquet of flowers, mixed colors	10
31. Globe-flowered Pyramidal.—Mixed colors	10
32. Trufaut's Dwarf-Pæony Perfection.—Very double, large, and finely-shaped flowers of various bright, rich colors	10
33. German Quilled.—Perfectly double quilled flowers, of beautiful mixed colors	5
34. Cocardeau, or Crown.—Fine flowers, very double, with white centres, bordered with many bright, rich colors	10
34. Victoria.—Various colors, flowers very double, as large as the Emperor Aster; habit pyramidal	10
35. Chrysanthemum - flowered. — A dwarf, double, late free-blooming variety; mixed colors	10
36. Rose-flowered.—A beautiful variety, regularly imbricated; robust habit, with various colored large brilliant flowers	10
37. Giant Emperor.—Flowers of great size, very double, fine form, brilliant colors, of robust growth	10
38. Washington.—Pure white; splendid	10
39. Pæony Globe.—Finest mixed	10
40. Mignon.—Half-dwarf; fine mixed	10
41. Princess Snowball.—Pure white	10
42. BALSAM (Lady Slipper). An old and favorite garden flower, producing its gorgeous masses of beautiful, brilliant-colored flowers in the greatest profusion; of easy cultivation; succeeds in good rich soil, also fine for conservatory decorations; tender, 1 to 2 ft.; mixed varieties	5
43. Camellia-flowered, or Spotted. Very doubled, perfect in form, and beautiful colors mixed	5
44. Benary's Improved. Camellia-flowered	10
45. Rose-flowered. Superb double flowers, mixed colors	10
46. Camellia Flora Alba. Pure double white flowers, fine for bouquets and funeral designs	10
47. BARTONIA AUREA. Golden, very showy; from California	5
48. BIDENS ATROSANGUINEA. Rich, dark crimson, with yellow anthers; beautiful foliage, free-flowering; tender	10
49. BRACHYCOME. (Swan River Daisy). Free-flowering, dwarf-growing plant, covered during the greater part of the Summer with a profusion of pretty Cineraria-like flowers; suitable for edgings and small beds; half-hardy; 6 in.; fine mixed	5

No.	Per Packet.
50. BROWALLIA. Very handsome profuse blooming plants, covered with rich, strikingly beautiful flowers during the Summer and Autumn months; blooms finely in the Winter, if sown in August; hardy; 1 ½ ft. Fine mixed varieties	5
CACALIA (Tassel Flower, or Paint Brush). A neat annual of easy culture, with tassel-shaped flowers; blooms from July to September; fine for borders; half-hardy, 1 ½ ft.	5
51. Coccinea. Scarlet	5
52. Aurea. Golden	5
CALANDRINA, Beautiful creeping plants, adapted to rock work or any hot situation; require a light, rich soil; mixed varieties; 1 ft.	5
CALENDULA (Pot Marigold). A profuse flowering hardy annual, very effective for beds or mixed borders; 1 ft.	5
53. Meteor. Large double yellow, striped with orange	5
54. Orange Giant. Finest double orange	5
55. Prince of Orange. Dark shade of yellow	5
56. Sulphur Crown. Double sulphur yellow	5
57. Pongei, fl. pl. Double white	5
58. Pluvialis (Cape Marigold). White	5
59. CALLIOPSIS or COREOPSIS. Showy and useful free-flowering plants; the tall varieties are very effective in mixed borders, while the dwarf, from their close, compact habit of growth, make fine bedding plants; of easy cultivation. Finest mixed varieties	5
60. CAMPANULA PYRAMIDALIS. Beautiful and stately hardy perennials: 3 ft.; mixed blue and white	5
61. Speculum. (Venus' Looking-Glass). A free-flowering pretty plant, adapted for beds, ribbons, or edgings; hardy annual; 6 in.; rich blue flowers	5
CANDYTUFT (Iberis). A beautiful and most useful plant, for growing in beds or masses; the white varieties are much grown by florists for bouquets, by frequent sowings they can be had during the Winter and Summer, 1 ft.	5
62. Dunnett's. Dark crimson.	5
63. White Rocket, or Spiral. Pure white	5
64. White. Sweet-scented.	5
65. Umbellata. Purple	5
66. Fine Mixed Varieties	5
CANTERBURY BELL. (Campanula Medium). When well grown are among the most attractive of border plants; they succeed in light, rich soil, planted about two feet apart; also effective when grown in large pots; hardy perennials; 2 ½ ft.	5
67. Single Mixed. Blue, white, or mixed, each	5
68. Double Mixed. Blue, white, or mixed, each	5
CARNATION. (Dianthus Caryophyllus). The Carnation Pinks are general favorites for their delicious fragrance and richness of colors. The seed we offer has been imported from Benary of Prussia, and will produce splendid double flowers; protect during the Winter; half-hardy perennials; ½ ft.	5
69. Fine Double mixed varieties	10



Trufaut's Dwarf-Pæony Perfection Aster.

- | No. |  | Per Packet. |
|-----|--|-------------|
| 70. | <b>Marguerite.</b> Fine mixed varieties . . . . .  | 10          |
| 71. | <b>Finest Prussian.</b> Mixed, saved from fine named stage flowers . . . . .   | 25          |
| 72. | <b>Finest French.</b> Rose-leaved; mixed; saved from splendid named varieties . . . . .  | 25          |
| 73. | <b>Remontant, Perpetual or Tree.</b> Mixed; saved from choice double flowers. . . . .  | 25          |
|     | <b>Finest double mixed</b> . . . . .   | 25          |
| 74. | <b>CATCHFLY</b> ( <i>Silene Armeria</i> ). A free-blooming plant; for beds, borders, or ribbons; growing in any garden soil; 1 1/2 ft. <b>Lobel's Red and White.</b> . . . . .                                       | 5           |
|     | <b>CELOSIA, or COCKSCOMB.</b> Free-blooming graceful plants, producing spikes of beautiful feathery flowers; grown in pots they are fine for the greenhouse or conservatory, half-hardy; 3 ft. . . . .               |             |
| 75. | <b>Dwarf.</b> Mixed varieties . . . . .  | 5           |
| 76. | <b>Cristata.</b> Dark crimson . . . . .  | 10          |
| 77. | <b>Empress.</b> Rich crimson; immense combs . . . . .  | 10          |
| 78. | <b>Coccinea.</b> Dark scarlet . . . . .  | 10          |
| 79. | <b>Glasgow Prize.</b> Rich dark crimson combs . . . . .  | 10          |
|     | <b>CENTAUREA.</b> A free-blooming Summer annual, very ornamental. . . . .  |             |
| 80. | <b>Cyannus.</b> Corn flower or blue bottle . . . . .   | 5           |
| 81. | <b>Azure, Emperor William.</b> Sky Blue . . . . .  | 5           |
| 82. | <b>Dwarf Victoria.</b> Dark blue . . . . .   | 5           |
| 83. | <b>Moschata Sweet Suttan.</b> Blue . . . . .   | 5           |
|     | <b>CHRYSANTHEMUM.</b> Showy and effective garden favorites, Summer flowering border plants; also good for pot culture; quite distinct from <i>Indicum</i> , the hardy perennial autumn flowering varieties . . . . . |             |
| 84. | <b>Burridgeanum.</b> Crimson, white centre . . . . .   | 5           |
| 85. | <b>Dunnettii.</b> Double white . . . . .   | 5           |
| 86. | <b>Chameleon.</b> Changeable colors . . . . .  | 10          |
| 87. | <b>Indicum.</b> Choice mixed, large flowering double varieties; hardy perennial; 3 ft. . . . .   | 25          |
| 88. | <b>Japanese Hybrids.</b> Choicest mixed perennial . . . . .  | 25          |
| 89. | <b>CLARKIA.</b> An old and favorite annual, growing freely in any garden soil and producing attractive-looking flowers; 1 1/2 ft. Fine mixed varieties . . . . .   | 5           |
| 90. | <b>CLEOME GRANDIFLORA.</b> ( <i>Spider Plant</i> ) Rose-colored flowers . . . . .  | 5           |
| 1.  | <b>CONVOLVULUS MINOR.</b> ( <i>Dwarf Morning Glory</i> ). Showy free-flowering, rich colored handsome plants, producing in beds and mixed borders, an unusually brilliant effect; 1 ft. . . . .                      | 5           |
| 32. | <b>COSMOS.</b> This is the most attractive variety for Autumn flowering and a general favorite with all; the flowers are white, pink and crimson shades. Fine mixed varieties . . . . .                              | 10          |
| 93. | <b>CYANUS</b> ( <i>Blue Bottle</i> ). Ornamental plants for shrubberies and borders, useful for cut flowers; growing in any garden soil; 1 1/2 ft. mixed colors . . . . .  | 5           |

- | No.  |   | Per Packet. |
|------|---|-------------|
| 94.  | <b>DAISY</b> ( <i>Bellis Perennis</i> ). A favorite plant for beds or pot-culture; finest double mixed varieties; half-hardy perennial; 3 in. . . . .   | 10          |
| 95.  | <b>DAHLIA</b> ( <i>Large-flowered</i> ). Half-hardy perennials, blooming the first year from seed; protect the roots from frost during the Winter; saved from fine double varieties, mixed . . . . .  | 10          |
| 96.  | <b>DATURA.</b> An ornamental class of plants; in large clumps and borders of shrubbery they produce an excellent effect, flowering the first year from seed; can be preserved in sand during the Winter, in a dry cellar; half-hardy perennials. Fine mixed varieties . . . . .       | 5           |
|      | <b>DELPHINIUM.</b> One of our most showy and useful plants, producing splendid spikes of flowers in profusion; if sown early they will bloom the first year from seed; hardy perennials; 2 ft. . . . .  |             |
| 97.  | <b>Formosum.</b> Spikes of brilliant blue flowers . . . . .   | 10          |
| 98.  | <b>Cœlestinum.</b> Sky blue . . . . .   | 10          |
| 99.  | <b>Elatum</b> ( <i>Bee Larkspur</i> ). Blue. . . . .  | 10          |
| 100. | <b>Hybridum, fl. pl.</b> Mixed double <b>DIANTHUS</b> ( <i>Pinks</i> ). A magnificent genus, embracing some of the most popular flowers in cultivation, a great variety of colors and profusion of bloom; hardy biennials, blooming the first season from seed; 1 ft. . . . .         | 10          |
| 101. | <b>Chinensis, fl. pl.</b> ( <i>Chinese or Indian Pink</i> ). Mixed double varieties, all colors, per oz., 30c. . . . .  | 5           |
| 102. | <b>Imperialis</b> ( <i>Imperial Pink</i> ). Double, mixed colors . . . . .  | 5           |
| 103. | <b>Heddewigii</b> ( <i>Japan Pink</i> ). Colors vary from the richest velvety crimson to the most delicate rose; flowers from two to four inches in diameter, very showy, per oz., 50 cts. . . . .  | 5           |
| 104. | <b>Heddewigii flore-pleno.</b> A double variety of the original type; beautiful colors; mixed, per oz., 60 cts. . . . .   | 10          |
| 105. | <b>Heddewigii diadematus, flore-pleno</b> ( <i>Diadem Pink</i> ). Beautiful flowers, from two to three inches in diameter, regular and closely double; of varied tints of lilac, crimson, purple and black purple, the outer edges fringed and nearly white, per oz., 75 cts. . . . . | 10          |
| 106. | <b>Laciniatus.</b> Remarkable large blossoms of superb colors, with fringed edges . . . . .   | 5           |
| 107. | <b>Laciniatus, flore-pleno.</b> Large double showy flowers, in variety of colors, fringed edges . . . . .   | 10          |
| 108. | <b>DIGITALIS</b> ( <i>Foxglove</i> ). Handsome and highly ornamental, hardy perennial plant, of stately growth and varied colors; 3 ft. Purple, white, yellow, fine mixed varieties . . . . .   | 5           |
|      | <b>ESCHSCHOLTZIA</b> ( <i>California Poppy</i> ). A profuse flowering and attractive plant for beds or masses; 1 ft. . . . .  |             |
| 109. | <b>Californica.</b> Yellow, with orange centre . . . . .  | 5           |
| 110. | <b>Maritima</b> ( <i>Cross of Malta</i> ). Orange spotted . . . . .   | 5           |
| 111. | Fine mixed varieties . . . . .  | 5           |
| 112. | <b>EUPHORBIA VARIEGATA</b> ( <i>Snow on the Mountain</i> ). Attractive foliage, veined and 2 feet, margined with white . . . . .  | 5           |
| 113. | <b>FEVERFEW</b> ( <i>Matricaria</i> ) Double white; fine bedding plant; blooms until frost; hardy perennial; flowers first season; 1 1/2 ft. . . . .  | 10          |
|      | <b>GAILLARDIA.</b> Splendid bedding plants, remarkable for the profusion and brilliancy of their flowers, continuing in beauty during the Summer and Autumn; half-hardy; 1 1/2 ft. . . . .  |             |
| 114. | <b>Picta.</b> Red, bordered with orange . . . . .   | 5           |
| 115. | <b>Picta Lorenziana.</b> Fine mixed . . . . .   | 5           |
| 116. | <b>GEUM COCCINEUM.</b> Scarlet, fine for cutting . . . . .  | 5           |
| 117. | <b>GILIA.</b> Very pretty dwarf plants, early and free bloomers, valuable for massing and rock-work; 1 ft.; fine mixed varieties and colors . . . . .   | 5           |
| 118. | <b>GLADIOLUS.</b> Fine hybrid mixed; saved from choice named varieties; half-hardy bulbs . . . . .  | 25          |
|      | <b>GODETIA.</b> Attractive and deserving of cultivation; profuse flowering plants; 1 ft. . . . .  |             |
| 119. | <b>The Bride.</b> Pure white, with a crimson belt . . . . .   | 5           |
| 120. | Fine mixed varieties . . . . .  | 5           |




- | No.  |  | Per Packet. |
|------|--|-------------|
| 120. | <b>HESPERIS MATRONALIS</b> (Sweet Garden Rocket). Early Spring profuse blooming plants, growing freely in any soil; hardy perennials; 1½ ft. White, purple, mixed, each  | 5           |
| 121. | <b>HIBISCUS AFRICANUS</b> . Cream color, brown centre; 1½ ft.  | 5           |
| 122. | <b>Moschateus</b> .  | 5           |
| 123. | <b>HOLLYHOCK</b> ( <i>Althoea rosea</i> ). This splendid plant vies with the Dahlia for Summer decorations, and from its stately growth and the varied colors of its magnificent spikes of flowers, may justly claim a place in every garden or pleasure-ground; hardy perennial; 6 ft. Double, yellow pink and white; fine mixed double | 10          |
| 124. | <b>Allegheny Mammoth</b> . Fringed   | 10          |
|      | <b>ICE PLANT</b> . (See <i>Mesembryanthemum</i> )  | 5           |
| 125. | <b>IPOMOPSIS ELEGANS</b> (Standing Cypress). Fine for conservatory or garden decoration; produces long spikes of dazzling scarlet flowers; half-hardy biennial; 3 ft.  | 5           |
|      | <b>JACOBCEA</b> ( <i>Senecio</i> ). A free growing hardy annual of the easiest culture, producing their gay colored flowers in great profusion   | 5           |
| 126. | <b>Elegans, fl. pl.</b> Double   | 5           |
|      | <b>LARKSPUR</b> ( <i>Delphinium</i> ) Plants possessing almost every requisite for the adornment of the garden or parterre; profuse bloomers; they all succeed best if sown in the Autumn, or very early in the Spring.  | 5           |
| 127. | <b>Double Dwarf Rocket</b> ( <i>Hyacinth-flowered</i> ). Fine mixed varieties; all colors  | 5           |
| 128. | <b>LINARIA CYMBALLARIA</b> (Kenilworth Ivy). Small pink flowers; suitable for baskets, vases, pots and rock-work; tender   | 10          |
| 129. | <b>LINUM GRANDIFLORUM COCCINEUM</b> (Scarlet-flax). One of the most effective and showy bedding plants; brilliant scarlet, crimson centre; tender annual   | 5           |
|      | <b>LOBELIA</b> . A very valuable and beautiful class of mostly dwarf growing plants; their delicate drooping habit, and the profusion of their charming little blue and white flowers, render them exceedingly ornamental for vases or hanging baskets, while for border cultivation they are equally effective; half-hardy annuals.     | 10          |
| 130. | <b>Paxtoniana</b> . A beautiful variety, fine habit, profuse bloom of pure white, with sky-blue belt; a splendid bedding plant, ½ ft.  | 10          |
| 131. | <b>Speciosa</b> . One of the most effective varieties for bedding, ½ ft  | 10          |
| 132. | <b>Crystal Palace Compacta</b> . A beautiful deep blue, dark foliage, fine for bedding   | 10          |
| 133. | <b>Gracilis</b> . Light blue, spreading habit ½ ft.  | 10          |
| 134. | <b>Formosum</b> . Attractive blue  | 10          |
| 135. | <b>Emperor William</b> . Beautiful   | 10          |
| 136. | Fine mixed varieties   | 10          |
| 137. | <b>LUNARIA BIENNIS</b> (Honesty). An interesting Summer blooming plant, suitable for shrubberies or woodland walks; a hardy biennial   | 5           |
| 138. | <b>LUPINUS</b> . Ornamental, free-flowering garden plant, with long graceful spikes of rich and varied colored flowers; 2 ft. Choice mixed annual varieties  | 5           |
| 139. | <b>LYCHNIS</b> . Handsome plants of easy culture, for beds and borders; blooms the first year if planted early; hardy perennials; fine mixed varieties   | 5           |
|      | <b>MARIGOLD</b> ( <i>Tagetes</i> ) A well-known free flowering plant, with rich and beautiful double colored flowers; half-hardy.  | 5           |
| 140. | <b>Large African</b> . Tall, double, orange and yellow mixed   | 5           |
| 141. | <b>Dwarf French</b> . Fine, rich colors; very double; mixed  | 5           |
| 142. | <b>MARVEL OF PERU</b> ( <i>Mirabilis Jalapa</i> ). A well-known garden favorite, commonly known as the Four O'Clock; they bloom the first season from the seed and are treated like annuals. The roots can be preserved during the Winter, like Dahlias; half-hardy perennials; fine mixed colors; 2 ft.                                 | 5           |
|      | <b>MESEMBRYANTHEMUM</b> . Profuse flowering dwarf plants, fine for beds, edgings, rock-work, baskets or vases; requiring a warm sunny situation; half-hardy, 6 in.   | 5           |
| 143. | <b>Crystallinum</b> (Ice Plant). Flowers white; grown and prized for its singular icy foliage  | 5           |



Carnation Marguerite.

- | No.  |   | Per Packet. |
|------|---|-------------|
|      | <b>MIGNONETTE</b> ( <i>Reseda odorata</i> ). A well-known fragrant garden favorite; if the plants are thinned out they will grow stronger and produce larger spikes of flowers; fine for pot-culture; 6 in.               | 5           |
| 144. | <b>Sweet-Scented</b> . The old variety with small spikes. Per oz., 25 cts.  | 5           |
| 145. | <b>Large-flowering Pyramidal</b> . Fine large spikes; per oz., 25 cts.  | 5           |
| 146. | <b>Machet</b> . Finest for pot culture, producing erect thick spikes of flowers; per oz., 75 cts.   | 10          |
| 147. | <b>Miles Spiral</b> . Dwarf, branching habit; per oz., 30 cts.  | 5           |
| 148. | <b>Parson's White</b> . Large spikes and very fragrant; per oz., 50 cts.  | 5           |
|      | <b>MIMULUS</b> (Monkey-flower). Showy flowers, suitable for the greenhouse or moist, shady situations; half-hardy perennials; blooming the first year from seed.  | 5           |
| 149. | <b>Tigrinus</b> . Finest tigered or spotted; mixed colors   | 5           |
| 150. | <b>Moschatus</b> (Musk Plant). Fine for hanging-baskets, vases, etc., with a profusion of small yellow flowers; 6 in.   | 5           |
|      | <b>MYOSOTIS</b> (Forget-me-not). Neat and beautiful little plants with star-like flowers; succeeds best in a shady situation; for in or outdoor planting; half-hardy perennials; blooming the first year from seed; 6 in. | 5           |
| 151. | <b>Alpestris</b> . Bright blue  | 5           |
| 152. | <b>Palustris</b> . True Forget-me-not; blue   | 10          |
|      | <b>NEMOPHILA</b> (Grove Love). Of neat compact, uniform habit of growth, comprising varied and beautiful colors; 1 ft.  | 5           |
| 153. | <b>Insignis</b> . Bright blue, with white centre  | 5           |
| 154. | <b>Maculata</b> . White blotched with violet  | 5           |
| 155. | <b>Fine Mixed Varieties</b>   | 5           |
|      | <b>NIGELLA</b> (Love in a Mist). A compact-growing, free-flowering plant, with curious-looking flowers and seed-pods; of easy culture growing in any garden soil; 1 ft.   | 5           |
| 156. | <b>Damascena</b> . Light blue, pretty flowers   | 5           |
| 157. | <b>Fine Mixed Varieties</b>   | 5           |
| 158. | <b>GENOTHERA BIENNIS</b> (Evening Primrose)   | 5           |
|      | <b>PETUNIA</b> . For outdoor decoration, few plants are equal to it. It commences to flower early, and continues a mass of bloom the  | 5           |




**DWARF, OR TOM THUMB NASTURTIUMS  
FOR BEDDING.**

	Per Pkt.	Per oz.	Per 1/4lb.
<b>Atrococcineum.</b> Brilliant Scarlet . . . . .	5c.	20c.	60c.
<b>Aurora.</b> Primrose veined pale pink and carmine . . . . .	5c.	20c.	60c.
<b>Beauty.</b> Golden orange flamed scarlet . . . . .	5c.	20c.	60c.
<b>Chamaleon.</b> Crimson, bronze and yellow . . . . .	5c.	20c.	60c.
<b>Cloth of Gold.</b> Scarlet flowers with golden foliage . . . . .	5c.	20c.	60c.
<b>Cœruleum Roseum.</b> Bluish red . . . . .	5c.	20c.	60c.
<b>Crystal Palace Gem.</b> Sulphur yellow spotted carmine . . . . .	5c.	20c.	60c.
<b>Cattell's Dwarf Crimson.</b> Rich crimson scarlet . . . . .	5c.	20c.	60c.
<b>Empress of India.</b> Dark scarlet, dark foliage . . . . .	5c.	20c.	60c.
<b>Golden King.</b> Golden yellow, dark foliage . . . . .	5c.	20c.	60c.
<b>King of Tom Thumbs.</b> Brightest scarlet, dark foliage . . . . .	5c.	20c.	60c.
<b>King Theodore.</b> Dark maroon, dark foliage . . . . .	5c.	20c.	60c.
<b>Lady Bird.</b> Orange, spotted with bright scarlet . . . . .	5c.	20c.	60c.
<b>Pearl.</b> Cream yellow . . . . .	5c.	20c.	60c.
<b>Prince Henry.</b> Cream white, spotted scarlet . . . . .	5c.	20c.	60c.
<b>Ruby King.</b> Rich red, dark foliage . . . . .	5c.	20c.	60c.
<b>Regaleanum.</b> Purple violet . . . . .	3c.	20c.	60c.
<b>Scheuermanni Coccineum.</b> Orange scarlet . . . . .	5c.	20c.	60c.
<b>Spotted King.</b> Orange spotted crimson . . . . .	5c.	20c.	60c.
<b>Fine Mixed.</b> A Mixture of the Leading Varieties . . . . .	15c.	35c.	\$1.25
<b>Buist's Special Mixture of the Fancy Varieties</b> . . . . .	25c.	60c.	1.50

**TALL, OR CLIMBING NASTURTIUMS.**

	Per pkt.	Per oz.	Per 1/4lb.
<b>Coccineum.</b> Bright scarlet . . . . .	5c.	20c.	60c.
<b>Atropurpureum,</b> Dark crimson . . . . .	5c.	20c.	60c.
<b>Dunnet's Orange.</b> Bright orange . . . . .	5c.	20c.	60c.
<b>Hemisphæricum.</b> Straw color, rosy blotched . . . . .	5c.	20c.	60c.
<b>King Theodore.</b> Dark crimson maroon . . . . .	5c.	20c.	60c.
<b>Edward Otto.</b> Lilac brown . . . . .	5c.	20c.	60c.
<b>Luteum.</b> Light yellow . . . . .	5c.	20c.	60c.
<b>Pearl.</b> Creamy white . . . . .	5c.	20c.	60c.
<b>Prince Henry.</b> Yellow marbled bright scarlet . . . . .	5c.	20c.	60c.
<b>Schulzi.</b> Scarlet, dark foliage . . . . .	5c.	20c.	60c.
<b>Scheuermanni.</b> Straw color splashed crimson, blotched red . . . . .	5c.	20c.	60c.
<b>Coccineum.</b> Orange scarlet . . . . .	5c.	20c.	60c.
<b>Tropœolum Lobbianum.</b> Flowers small but colors very brilliant. Fine mixed . . . . .	5c.	20c.	60c.



Buist's Prize Pansy.

- | No.  | Per Packet. |
|--|-------------|
| whole season. Of late years, the striped and mottled varieties have been much improved; half-hardy perennials blooming the first year from the seed.   |             |
| 159. <b>Fine Mixed</b> . . . . .   | 5           |
| 160. <b>Splendid Hybrid Varieties</b> . Mixed, all colors . . . . .  | 10          |
| 161. <b>Blotched and Striped</b> . . . . .   | 10          |
| 162. <b>Double Large Flowering</b> . . . . .   | 25          |
| 163. <b>Double Fringed</b> . . . . .   | 50          |
| <b>PANSY or HEART'S-EASE</b> ( <i>Viola Tricolor</i> )   |             |
| This beautiful flower is too well known to need any description. Seed sown in Spring should not be allowed to blossom until the latter end of September. Pick off the buds as they appear during the Summer months; this will cause the plants to grow bushy and compact, and will bloom profusely during the late Autumn and early Spring months. Seed sown in August and September and kept in a cold frame through the Winter, and planted out in Spring, will blossom freely the whole season. The Seed we offer has been saved from the most distinct and best-named imported varieties. Hardy perennial. |             |
| 164. <b>BUIST'S PRIZE PANSY</b> (Fancy Mixed). This strain of Pansy is of the very finest, producing large flowers of exquisite beauty of rare coloring. 5 packets for \$1.00 . . . . .  | 25          |
| 165. <b>ENGLISH BRONZE PANSY</b> (Finest mixed) This seed is from the most famous Pansy growers of England, and will produce flowers of every conceivable shade of color with marking of rich golden bronze, flowers very large. 5 packets for \$1.00. . . . .   | 25          |
| 166. <b>ODIER, or FIVE-BLOTCHED PANSY</b> . (Finest mixed). This is a very beautiful and distinct strain, flowers of large size, of perfect form and beautiful colors, each of the five petals is marked with a large dark blotch. 5 packets for \$1.00. . . . .   | 25          |
| 167. <b>ENGLISH EXHIBITION PRIZE PANSY</b> . (Finest mixed). A superb strain of the earliest and finest flowers, with markings and colorings of rare beauty, this seed is from a celebrated English grower and saved from his prize collection. 5 packets for \$1.00 . . . . .   | 25          |
| 168. <b>EXTRA CHOICE PRUSSIAN PANSY</b> (Finest mixed). This seed is from a famous Prussian grower, who makes the cultivation of the Pansy a specialty; the flowers are very large and markings of the most beautiful shades. 5 packets for \$1.00 . . . . .   | 25          |

- | No.  | Per Packet. |
|--|-------------|
| 169. <b>THE TRIMARDEAU or GIANT PANSY</b> . (Finest mixed.) This variety is cultivated for the very large flowers it produces, but the form and colorings are not of the most beautiful type, each flower has three large blotches. . . . .  | 15          |
| 170. <b>THE HIGHLAND PRIZE PANSY</b> . (Finest mixed). This seed is from a celebrated grower of Scotland, who has been famous as an exhibitor for the magnificent strain of Pansies in his collection, which have been awarded many first-class prizes at the English and Scotch Horticultural shows. Flowers large, markings and colorings are superb. 5 packets for \$1.00 . . . . . | 25          |
| 171. <b>FINE MIXED VARIETIES</b> . This seed is saved from very good garden varieties, the flowers are small in comparison with the fine sorts, but the colors are good. 12 packets for \$1.00 . . . . .   | 10          |
| 172. <b>Good Mixed Varieties</b> . . . . .   | 5           |
| <b>PHLOX DRUMMONDII</b> . This splendid genus of plants is unrivaled for richness of color, profusion of bloom, length of duration of bloom and general compactness, and whether in clumps or masses looks equally beautiful. It is, perhaps, the finest annual in cultivation, and should occupy a prominent place in every garden.   |             |
| The perennial species, which are very handsome, require protection during the Winter. Hardy annuals.   |             |
| 173. <b>Choicest mixed</b> . Scarlet and purple . . . . .  | 5           |
| 174. <b>Coccinea</b> . Brilliant scarlet . . . . .   | 5           |
| 175. <b>Grandiflora</b> . New large flowering . . . . .  | 5           |
| 176. <b>Grandiflora Splendens</b> . New large bright scarlet, white eye, very beautiful . . . . .  | 5           |
| <b>PINKS</b> (See <i>Dianthus</i> ).   |             |
| 177. <b>Carnation</b> . Choicest Prussian hybrid . . . . .   | 25          |
| 178. <b>Picotee</b> . Yellow ground, finest Prussian, saved from stage flowers . . . . .   | 25          |
| <b>PORTULACA</b> . These brilliant and popular hardy annuals are of the easiest culture, luxuriating in an exposed, sunny situation, and producing throughout the Summer their various-colored flowers in the greatest profusion. The double <i>Portulaca</i> is one of the most showy and desirable novelties of recent introduction, and has proved quite constant from seed.        |             |
| 179. <b>Fine single mixed</b> . All colors . . . . .   | 5           |
| 180. <b>Choicest double mixed</b> . Saved from double flowers . . . . .  | 10          |
| 181. <b>POLYANTHUS</b> ( <i>Primula Elatior</i> ). Showy early spring-flowering plants, fine for pot or outdoor culture; finest English varieties; hardy perennials; 1 ft.; mixed colors . . . . .   | 25          |
| 182. <b>Good mixed varieties</b> . All colors . . . . .  | 10          |
| <b>POPPY</b> ( <i>Papaver</i> ) Showy and easily cultivated flowers. Sow early in the Spring; they will not bear transplanting; 2 ft.  |             |
| 183. <b>Pæony-flowered</b> . Double, mixed colors . . . . .  | 5           |
| 184. <b>Danebrog, or Danish Cross</b> . Single scarlet blotched white . . . . .  | 5           |
| 185. <b>Mephisto</b> . Single scarlet, black spots . . . . .   | 10          |
| 186. <b>Glaucum</b> , The tulip poppy; single dazzling scarlet . . . . .   | 10          |
| 187. <b>PRIMULA VERIS</b> ( <i>English Cowslip</i> ). Hardy perennials; 6 in.; mixed colors . . . . .  | 10          |
| 188. <b>SALPIGLOSSIS</b> . Neat and beautiful plants, with penciled and marbled funnel-shaped flowers; suitable for pot-culture or the flower-border, blooming all Summer, half-hardy; 1½ ft.  |             |
| <b>SCABIOSA</b> ( <i>Mourning Bride, or Sweet Scabious</i> ). Plants with beautiful double various-colored flowers; fine for bouquets.   |             |
| 189. <b>Fine German varieties</b> . Mixed, all colors, 2 ft. . . . .   | 5           |
| <b>SCHIZANTHUS</b> . A splendid class of plants, combining elegance of growth with a rich profusion of flowers; half-hardy; 2 ft.  |             |
| 190. <b>Fine mixed varieties</b> . All colors . . . . .  | 5           |
| 191. <b>SENECIO or JACOBCEA</b> . Free growing   |             |

- No. Per Packet.  
 producing gay-colored double flowers in profusion; mixed colors; 1 ft. . . . . 5  
 192. **SENSITIVE PLANT** (*Mimosa pudica*). Curious and interesting plants, pinkish white flowers, leaves close and droop when touched; tender; 2 ft. . . . . 5  
**STOCKS** (*Mathiola*). The Stock is one of our most important and well known annuals. For brilliancy and diversity of color, for fine foliage and compact habit, and for profusion and duration of bloom, it is unsurpassed, while as a decorative plant for the garden, whether for bedding, massing, edging or ribboning, it is invaluable.  
**STOCKS** (*German Ten Weeks*). These are especially recommended on account of their long continuance in bloom and vigorous habit. Flowers very double; 1¼ ft.; half-hardy annuals.  
 193. **Dwarf German Ten-weeks**. Fine mixed, double . . . . . 10  
 194. **Large-flowering**. Choice mixed . . . . . 10  
 195. **Large-flowered Dwarf Pyramidal**. Dwarf bouquet; finest mixed . . . . . 10  
**STOCKS** (*Intermediate*). The intermediate Stocks are prized on account of their flowering late in Autumn, also, as pot-plants for early Spring blooming, for which purpose seeds should be sown in July or August.  
 196. **Scarlet, White, Purple, Mixed**. Each . . . . . 10  
 197. **STOCKS** (*Brompton and Emperor*). The Emperor or Perpetual-flowering may be treated in the same manner as the intermediate. They frequently last several years, if protected from frost. The Brompton is a biennial, of branching habit, producing a grand display when in bloom. Finest mixed . . . . . 10  
**SWEET WILLIAM** (*Dianthus barbatus*). A well-known, free-flowering, hardy perennial, producing a splendid effect in beds, mixed flower and shrubbery borders, 2 ft.  
 198. **Double flowering**. Fine mixed colors . . . . . 5  
 199. **Hunt's Auricula - Flowered Perfection**. Choice mixed colors . . . . . 5  
 200. **TAGETES SIGNATA PUMILA**. An acquisition to our list of annuals. Of dwarf, compact, bushy growth, densely covered with bright, yellow, single flowers, valuable for borders as well as beds, planted by itself, or alternated with different colored flowers, 1 ft. . . . . 5  
**VERBENA HYBRIDA**. Indispensable popular bedding plants; beautiful self-colored, striped and variegated flowers; half-hardy annuals; can be treated as perennials.  
 201. **Fine mixed varieties**. . . . . 10  
 202. **VINCA** (*Madagascar Periwinkle*). Ornamental, free-blooming bedding plants. Greenhouse evergreen shrubs, with shining green foliage, treated as tender annuals; 2 ft.; fine mixed varieties . . . . . 10  
 203. **Rosea**. Rose, dark eye. **Alba**. White, crimson eye . . . . . each 10  
 204. **Alba Pura**. Pure white . . . . . 10  
 205. **VIOLET** (*Viola odorata*). Well-known plants for edgings, groups or borders; hardy perennials; sweet-scented, blue flowers; 6 in. . . . . 10  
**WALLFLOWER** (*Cheiranthus Cheiri*). Deliciously fragrant flowers, and prized for bouquets; half-hardy perennials, 2½ ft.  
 206. **Finest German varieties**. Mixed double various colors . . . . . 10  
 207. **Fine mixed single** . . . . . 5  
 208. **ZINNIA ELEGANS, FLORE - PLENO**. Very handsome Fall-flowering plants, of great richness and variety of color. The Double Zinnia has proved to be a most important acquisition. Its splendid double flowers rivaling in beauty, size and form, moderate-sized Dahlias. Half-hardy annuals. Fine mixed varieties . . . . . 5  
 209. **Coccinea, fl. pl.** Double scarlet . . . . . 10  
 210. **Elegans, fl. pl.** Extra choice, double; 1½ ft. 10



The Highland Prize Pansy.

**SEEDS OF CLIMBERS, for Arbors, Verandahs, Etc.**

- No. Per Packet.  
 211. **ABOBRA VIRIDIFLORA**. Half-hardy, tuberous-rooted perennial, fruiting the first year from seed; with beautiful cut, glossy, dark green foliage, and small, oval, scarlet fruit . . . . . 10  
 212. **ADLUMIA CIRRHOSA**. (*Mountain Fringe*). A hardy biennial, flowering the first season, of graceful habit and delicate foliage, clusters of rosy-lilac flowers; 15 ft. . . . . 10  
 213. **ARISTOLOCHIA SIPHO** [*Dutchman's Pipe*]. Hardy perennial; ornamental, curious-shaped flowers . . . . . 10  
 214. **BALLOON VINE** [*Cardiospermum Halicacabum*]. Half-hardy, rapid growing plant; flowers white, producing inflated capsules . . . . . 5  
 215. **CLEMATIS FLAMULA** [*Virgin's Bower*]. Hardy perennial, fine for arbors and verandahs; white, very fragrant . . . . . 10  
 216. **COBCEA SCANDENS**. Half-hardy perennial, flowering the first season, with large bell-shaped purple flowers. In sowing, place the seeds edgewise and cover with light soil. Comes up best in a hot-bed; 20 ft. . . . . 10  
 217. **COCCINIA INDICA**. Half-hardy perennial, flowering the first season, if started early, with beautiful smooth, glossy, ivy-like leaves, contrasting with the fine, snow-white, bell-shaped flowers; brilliant carmine fruit . . . . . 10  
**CONVOLVULUS MAJOR** [*Morning Glory*]. One of the handsomest and most popular annuals in cultivation, growing freely in almost any situation.  
 218. **Mixed varieties**. All colors . . . . . 5  
**CYPRESS VINE** [*Ipomœa quamoclit*]. A half-hardy very beautiful, delicate, fern-like foliage plant, and masses of bright crimson and white flowers. Plant about the 10th of May; 15 ft.  
 219. **Crimson or scarlet** . . . . . 5  
 220. **White**. Pure white . . . . . 5  
**GOURD, ORNAMENTAL** [*Cucurbita*]. A tender, rapid-growing interesting plant, with striking foliage and singular fruit.  
 221. **Calabash**. The old Dipper Gourd . . . . . 5  
 222. **Hercules' Club**. Club-shaped; 4 to 5 ft. long . . . . . 5  
 223. **Egg-shaped**. **Mock orange**. **Powder horn** . . . . . each 5

# Large Flowering Sweet Peas.

THEY ARE STILL THE FASHIONABLE SUMMER FLOWER.

There has been no Summer Blooming Flower that has sprung so rapidly into popular favor as the deliciously perfumed Sweet Pea; for many years it was almost entirely neglected, but now it is not only the most highly prized, but regarded as the most fashionable flower of the garden.

It has become very much improved the past few years by hybridizing, and many of the recently introduced varieties are great beauties. They are of the easiest culture, but the most important requisite to bear in mind is the earliness of sowing, which should be very early in Spring, in rich, well pulverized soil, and from five to six inches deep; make a trench six inches deep—in this sow the seed and cover two inches. In the Southern States they should be sown in the Fall or early Winter. As soon as the young plants make their appearance, continue filling in two inches of soil at a time until the trench is filled; the plants will then become thoroughly established to withstand warm weather, and will continue flowering a much longer period than if sown in the ordinary way near the surface. Another very important feature that must not be overlooked is the clipping off the flowers as they mature and fade, for if they are allowed to remain they form their seed pods and then mature and die.


## MIXED VARIETIES OF SWEET PEAS.

	Per oz.	¼ lb.	lb.		Per oz.	¼ lb.	lb.
Fine Mixed Varieties.....	\$0 10	\$0 15	\$0 40	Eckford's Fine Mixed.....	\$0 10	\$0 20	\$0 50
Fine Mixed English Varieties...	10	20	50	Eckford's New Hybrids.....	10	20	60
Choicest Mixed Varieties.....	10	20	50	French Beauties.....	10	25	75
Buist's Special Prize Mixture...	10	25	75	Fancy Mixed New Varieties.....	15	30	1 00

## NAMED VARIETIES OF SWEET PEAS.

Price per pkt., 5c.; 25 pkts., assorted varieties, \$1.00; oz., 10c.; ¼ lb. and lbs. as quoted

	¼ lb.	lb.		¼ lb.	lb.
Admiration. Delicate rosy lavender.	\$0.20	\$0.50	Jeanie Gordon. Bright rose shaded crimson	\$0.25	\$0.60
Agnes Johnson. Bright rose-pink-shaded cream	.25	.60	Janet Scott. Shade of deep pink	.30	.70
Apple Blossom. Bright rosy-pink.	.20	.50	Jessie Cuthbertson. Rose striped on creamy ground	.30	.70
Aurora. Orange salmon	.25	.50	Katharine Tracy. Brilliant pink	.20	.50
Black Knight. Deep maroon	.25	.60	King Edward VII. Bright crimson.	.35	1.00
Blanche Burpee. Large pure white	.20	.50	Lady Grisel Hamilton. Pale lavender blue	.25	.60
Blanche Ferry. Pink and white	.20	.50	Lady Mary Currie. Orange-pink shaded rosy lilac	.20	.50
Blushing Beauty. Fine delicate pink	.20	.50	Lady Nina Balfour. Delicate mauve	.25	.60
Brilliant. Bright scarlet	.25	.60	Lady Penzance. Pale rose	.20	.60
Captain of the Blues. Bluish purple	.20	.50	Lord Roseberry. Rosy Magenta	.30	.70
Captivation Light magenta	.20	.50	Lottie Eckford. White and lavender	.20	.50
Coccinea. Beautiful cerise colored.	.25	.60	Lottie Hutchins. Cream pink flakes	.20	.50
Countess of Cadogan, Mauve, wings violet	.25	.60	Maid of Honor. White, edged blue.	.20	.60
Countess of Lathom. Delicate pink	.25	.60	Majestic. Rich deep rose pink	.30	.70
Countess of Powis. Orange suffused with purple	.25	.60	Miss Willmott. Orange pink	.30	.70
Countess of Radnor. Pale lavender	.20	.50	Modesty. Delicate shade of pink	.25	.60
Crown Jewel. Creamy white and violet rose	.20	.50	Monarch. Deep maroon and dark blue	.20	.50
Dainty. White edged with pink	.25	.60	Mount Blanc. Earliest white	.25	.60
Dorothy Eckford. Pure white	.25	.60	Mrs. Dugdale. Beautiful deep rose	.25	.60
Dorothy Tennant. Deep rosy mauve	.20	.50	Mrs. Eckford. Delicate primrose	.20	.50
Duchess of Sutherland. Pearl white	.20	.50	Mrs. Jos. Chamberlain. Rose white striped	.20	.50
Duke of Clarence. Brilliant rosy claret	.25	.60	Mrs. Walter Wright. Mauve, bluish shaded wings	.35	.80
Duke of Sutherland. Deep claret and indigo blue	.20	.50	Othello. Deep glossy maroon	.25	.60
Duke of Westminster. Maroon, wings violet	.25	.60	Ovid. Rosy pink	.20	.50
Emily Eckford. Heliotrope	.25	.60	Prima Donna. Lovely soft pink shade	.25	.60
Emily Henderson. Purest white	.20	.50	Prince Edward of York. Scarlet, wings deep rose	.20	.50
Fascination. Magenta mauve	.25	.60	Princess of Wales. Mauve striped white	.20	.50
George Gordon, Crimson with rosy purple wings	.25	.60	Queen Victoria. Primrose shaded purple	.20	.50
Golden Rose. Primrose striped rosy-pink	.30	.75	Royal Rose. Deep rosy pink	.25	.60
Gorgeous. Salmon orange	.25	.60	Salopian. Scarlet	.25	.60
Gracie Greenwood. Cream shaded delicate pink	.25	.60	Senator. Chocolate striped white	.20	.50
Gray Friar. Purple white ground	.20	.50	Stanley. Deep maroon	.20	.50
Her Majesty. Bright rosy pink	.20	.50	Stella Morse. Rich primrose, flushed pink	.20	.50
Hon. F. Bouverie. Flesh pink, rosy buff wings	.20	.50	Sue Earl. Primrose, edged with mauve	.35	.80
Hon. Mrs. E. Kenyon. Primrose	.25	.60	Venus. Salmon buff shaded rosy pink	.20	.50



Imperial Japanese Morning Glory.

- |      |   |             |
|------|---|-------------|
| No.  |   | Per packet. |
|      | <b>HYACINTH BEAN</b> [ <i>Dolichos Lablab</i> ].  |             |
|      | Tender, rapid-growing free flowering plant, for covering arbors, trellises, etc.  |             |
| 224. | <b>Purpurea</b> . Purple flowers and purple beans   | 5           |
| 225. | <b>Alba</b> . Pure white  | 5           |
|      | <b>IPOMCEA</b> [Morning Glory]. This genus embraces some of the most varied and beautiful flowers in cultivation. For covering old walls, trellises, arbors or stumps of trees they are invaluable. Grow no other variety but the Imperial Japanese; they are great beauties.   |             |
| 226. | <b>Imperial Japanese</b> . Finest mixed   | 5           |
|      | <b>LATHYRUS</b> [Everlasting Pea]. Showy, free-flowering, hardy perennial plant, growing in any common soil; ornamental for covering old stumps, fences or walls; 5 ft.   |             |
| 227. | <b>Latifolius</b> . Mixed   | 5           |
| 228. | <b>LOPHOSPERMUM SCANDENS</b> . Half-hardy ornamental plant, with showy, fox-glove-like, rosy purple flowers, 10 ft.   | 10          |
|      | <b>MAURANDIA</b> . Half-hardy perennials, flowering the first season; beautiful, rapid, slender-growing plants, blooming profusely until late in the Autumn. Plants should be started in the hot-bed or greenhouse; 10 ft.  |             |
| 229. | <b>Fine mixed varieties</b>   | 10          |
|      | <b>THUNBERGIA</b> . Extremely ornamental, free-blooming climbers of rapid growth, handsome foliage and much admired flowers; good for greenhouse culture or in warm situations out of doors. Pot first into sandy loam and peat; afterward use a good portion of poor lime rubbish, which will cause masses of bloom to be thrown up. Tender annuals. |             |
| 230. | <b>Fine mixed varieties</b>   | 5           |
| 231. | <b>TROPEOLUM</b> , and <b>Tail Flowering Nasturtiums</b> [See page 134]. Half-hardy, elegant, profuse-flowering plants, for verandahs, trellises, etc., either in or out doors; 10 ft.  | 5           |
| 232. | <b>Canary bird flower</b> [ <i>Peregrinum</i> ]. With yellow canary-like flowers; very ornamental   | 5           |

**SEEDS of IMMORTELLS or EVERLASTING FLOWERS, for the Formation of Wreaths and Winter Bouquets.**

- |      |  |        |
|------|--|--------|
|      | <b>ACROCLINUM</b> . Charming plants, flowering freely in any good garden soil; half-hardy; 1 ft. |        |
| 233. | <b>Roseum</b> . Bright rose. <b>Album</b> . Pure white   | each 5 |
| 234. | <b>AMMOBIUM ALATUM</b> . Showy small white flowers; 2 ft.  | 5      |

- |      |   |             |
|------|---|-------------|
| No.  |   | Per Packet. |
|      | <b>GOMPHRENA</b> [ <i>Globe Amaranthus</i> ]. Handsome flowers of various colors, familiarly known as the "Bachelor's Button;" half-hardy; 2 ft.                            |             |
| 235. | <b>Alba</b> . Pure white. <b>Purpurea</b> . Rich crimson, each  | 5           |
| 236. | <b>Aurea</b> . Orange. <b>Striata</b> . Red and white striped, each   | 5           |
|      | <b>HELICHRYSUM</b> . Exceedingly effective choice double flowers, fine for borders; succeed in any rich soil; 1½ ft.  |             |
| 237. | <b>Monstrosum, fl. pl.</b> Large, showy flowers, variety of colors; double  | 10          |
| 238. | <b>HELIPTERUM SANFORDI</b> . A very pretty border plant of dwarf tufted habit, with neat foliage and large globular clusters of bright golden yellow flowers, tender; 9 in. | 10          |
| 239. | <b>RHODANTHE</b> . A delicate and charming half-hardy plant; succeeds best in a light rich soil and a warm situation; valuable for pot or border culture; 1 ft.; fine mixed | 5           |
|      | <b>WAITZIA</b> . Handsome half-hardy plants, bearing their flowers in clusters; of easy culture, thriving in any good soil; 1½ ft.  |             |
| 240. | <b>Aurea</b> . Bright yellow flowers  | 10          |
| 241. | <b>XERANTHUM</b> . A very showy class of everlastingings; 2 ft.; fine mixed varieties   | 5           |

**SEEDS OF ORNAMENTAL FOLIAGE PLANTS.**

- |      |  |    |
|------|--|----|
| 242. | <b>ACANTHUS MOLLIS</b> . A stately and beautiful ornamental plant. From the leaf of <i>Acanthus mollis</i> the capital of the Corinthian column is derived. Growing freely in any rich loamy soil. Hardy perennial   | 10 |
|      | <b>AMARANTHUS</b> . Showy, ornamental plants; very effective in groups, for the centre of beds or flower borders, the colors are most brilliant in dry season on poor soil; half-hardy.  |    |
| 243. | <b>Bicolor ruber</b> . Foliage scarlet and maroon, sometimes tipped with yellow; 4 ft.   | 5  |
| 244. | <b>Melancholius ruber</b> . Compact habit, with striking blood-red foliage; 1½ ft.   | 5  |
| 245. | <b>Salicifolius</b> [Fountain Plant]. A pyramidal plant, branching close to the ground   | 5  |
| 246. | <b>Tricolor</b> [Joseph's Coat]. Leaves red, yellow and green; a very handsome and showy plant; 3 ft.  | 5  |
| 247. | <b>Tricolor gigantea</b> . A majestic plant, and one of the most attractive of the entire class, 4 ft.   | 5  |
|      | <b>CANNA</b> (Indian Shot). The <i>Cannas</i> are a stately species of plants, highly ornamental, producing a very rich and ornamental effect, by their large, broad, massive foliage, terminated by racemes of crimson, orange, or scarlet variously-lobed flowers. Soak the seed in hot water before planting; take up the roots before frost and preserve in a warm cellar or room. The Dwarf French varieties are great beauties. Half-hardy perennials. |    |
| 248. | <b>Alphonse Bouvier</b> . Rich crimson   | 10 |
| 249. | <b>Charles Henderson</b> . Bright scarlet  | 10 |
| 250. | <b>Florence Vaughan</b> . Finest yellow  | 10 |
| 251. | <b>Madam Crozey</b> . Red and yellow borders   | 10 |
| 252. | <b>Queen Charlotte</b> . Orange scarlet  | 10 |
| 253. | <b>Fine mixed varieties</b>  | 5  |
|      | <b>CENTAUREA</b> . Half-hardy perennials, fine for bedding, vases, hanging-baskets and pots. Also used for marginal lines.   |    |
| 254. | <b>Candidissima</b> . Splendid silvery-leaved; 1 ft.   | 10 |
| 255. | <b>Clementei</b> . Robust, free-growing plant; crowns of beautiful silver leaves, deeply fringed and cut in lobes; 6 in.   | 10 |
|      | <b>CINERARIA</b> (Dusty Miller). Half-hardy perennials, fine for bedding and ribbon beds; prized for their beautiful silvery foliage.  |    |
| 256. | <b>Maritima</b> . With yellow flowers  | 10 |
| 257. | <b>Maritima Candidissima</b> . An improvement on the above   | 10 |



Dwarf French Cannas.

- | No.   | Per Packet. |
|---|-------------|
| 258. <b>ECHEVERIA METALLICA.</b> Broad, saucer-shaped leaves, of a peculiar lilac and metallic tinge, for the greenhouse or open garden; tender perennial   | 10          |
| 259. <b>EUPHORBIA VARIEGATA.</b> Showy, white and green foliage; 2 ft.  | 5           |
| 260. <b>HUMEA ELEGANS.</b> Half-hardy biennial; a remarkably handsome decorative plant, producing drooping pyramids of ruby-red, grass-like florets, either for pots or the garden; 8 ft.                                     | 10          |
| 261. <b>PYRETHRUM FOLIUM AUREUM.</b> (The Golden Feather). A highly ornamental golden foliage plant, for ribbon gardening   | 5           |
| <b>RICINUS.</b> Plants of stately growth and picturesque foliage, combined with brilliant-colored fruit, producing an oriental effect; fine for lawns and pleasure grounds; half-hardy.                                       |             |
| 262. <b>Sanguineus (Obermanni).</b> Blood red stalks; scarlet fruit; 3 ft.  | 10          |
| 263. <b>Species from Phillipines.</b> Dark purple leaves  | 10          |
| 264. <b>Macrocarpus.</b> Whitish foliage, beautiful; 6 ft.  | 10          |
| 265. <b>Elegantissimus</b>  | 10          |
| 266. <b>Gibsoni.</b> Dark red leaves and stem   | 10          |
| 267. <b>Borboniensis Arboreus.</b> Handsome foliage and noble growth; 15 ft.  | 10          |
| 268. <b>SOLANUM.</b> Very ornamental fruit-bearing plants, among the most interesting greenhouse shrubs; fine for groups on lawns or single specimens. Half-hardy perennials, fruiting the first season from seed. Fine mixed | 10          |
| 269. <b>WIGANDIA CARACSANA.</b> Splendid ornamental foliage plant, with immense leaves, 3 feet long by 1½ feet wide. Seed sown  |             |


- | No.   | Per Packet. |
|---|-------------|
| early in Spring in hot-bed, will produce fine plants by the middle of Summer. Half-hardy perennial; 5 ft.   | 10          |
| 270. <b>YUCCA FILAMENTOSA.</b> A hardy perennial plant; requires several years to attain to perfection from seed, with large clusters of white flowers on tall stems, 3 ft. | 10          |

**SEEDS of GREEN HOUSE and Hot-House Plants.**

- |   |    |
|---|----|
| 271. <b>ABUTILON.</b> Plants of strong growth and easy cultivation; free-flowering, with various-colored, drooping, bell-shaped flowers; 2 to 6 ft.; mixed varieties  | 10 |
| 272. <b>ACACIA.</b> A genus of great elegance and immense variety; fine ornamental foliage; beautiful racemes of yellow flowers. Soak the seed in warm water before sowing; mixed varieties   | 10 |
| 273. <b>AGAPANTHUS UMBELLATUS.</b> (Blue African Lily). Bulbous-rooted, with evergreen foliage and large heads of small blue flowers, blooming in succession, on stalks 3 feet high   | 10 |
| 274. <b>AMARYLLIS HYBRIDA.</b> Beautiful bulbous-rooted plants, producing from two to four of the finest colored crimson, scarlet and white striped, lily-like flowers on a stalk 1 ft. high; mixed varieties   | 10 |
| 275. <b>ARDESIA CRENULATA.</b> An evergreen shrub, with beautiful small red berries, remaining in perfection all Winter   | 10 |
| 276. <b>AZALEA INDICA.</b> Beautiful shrubby plants, saved from a collection of large showy flowers; 2 to 4 ft.; finest mixed   | 25 |
| 277. <b>BEGONIA HYBRIDA.</b> Beautiful varieties of Rex, etc., variegated foliage, choice mixed   | 25 |
| <b>CALCEOLARIA.</b> Plants invaluable for greenhouse or conservatory decoration, forming dense masses of their beautiful pocket-like flowers. Sow in August and September; if large plants are required early, the former month is the best. Directions for sowing, see page 130. |    |
| 278. <b>Hybrida Grandiflora.</b> Mixed; superb, large, rich, self-colored flowers; saved from Benary's collection of Prussia  | 25 |
| 279. <b>Hybrida Tigrina.</b> Spotted or tigered flowers; saved from Benary's collection of Prussia  | 25 |
| 280. <b>Rugosa (Shrubby).</b> Bedding varieties; finest mixed colors  | 25 |
| <b>CINERARIA.</b> Another greenhouse favorite, having a range and brightness of color scarcely surpassed, blooming during the Winter and Spring months. Greenhouse perennials.  |    |
| 281. <b>Hybrida Grandiflora.</b> Splendid mixed varieties, all colors   | 25 |
| 282. <b>Hybrida Nana.</b> Beautiful dwarf compact varieties; mixed  | 25 |
| 283. <b>COLEUS.</b> One of the most beautiful of our variegated foliage plants; mixed varieties   | 25 |
| <b>CYCLAMEN.</b> Charming bulbous-rooted plants, with beautiful foliage; universal favorites for the greenhouse or parlor and for Winter and Spring blooming; 6 in.   |    |
| 284. <b>Persicum.</b> Flowers white and pink  | 10 |
| 285. <b>FUCHSIA (Lady's Ear-drop).</b> Saved from the finest single and double named varieties; mixed   | 25 |
| 286. <b>GERANIUM ZONALE.</b> A superb strain of the largest and finest varieties; saved from a choice collection; mixed   | 10 |
| 287. <b>Zonale.</b> New variegated golden and bronzed foliage; saved from Downie and Laird's celebrated collection of England   | 25 |



Calceolaria Hybrida Grandiflora.



Calceolaria Hybrida Tigrina.

- | No.  |   | Per Packet. |
|------|---|-------------|
| 288. | <b>Double-Flowering Zonale.</b> Saved from double flowers   | 25          |
| 289. | <b>Pelargonium.</b> Mixed, from the finest fancy and spotted varieties; of large flowering sorts  | 25          |
| 290. | <b>Odier.</b> Choicest mixed varieties; all with five petals; blotched  | 25          |
| 291. | <b>Apple-scented</b>  | 10          |
|      | <b>GLOXINIA.</b> A choice bulbous-rooted plant, producing in great profusion its bell-shaped flowers during the Summer months, of the richest and most beautiful colors; the bulbs must be kept warm and dry during the Winter. |             |
| 292. | <b>Fine mixed varieties</b>   | 25          |
| 293. | <b>HELIOTROPIUM.</b> Flowering during the whole season, and its delightful perfume makes it a most desirable bouquet flower. Fine mixed varieties   | 10          |
| 294. | <b>LANTANA.</b> One of the most desirable bedding plants constantly in bloom, and changing in hue. Seed saved from our fine collection of named varieties.  | 10          |
| 295. | <b>MYESIPHYLLUM ASPARAGOIDES</b> (Smilax). A beautiful and graceful climber; none surpassing it for its glossy deep green, wavy and most delicate foliage. An indispensable plant for vases, baskets or bouquets                | 10          |
|      | <b>PRIMULA SINENSIS FIMBRIATA</b> (Chinese Primrose). A very attractive and indispensable plant for the greenhouse or conservatory, flowering very profusely during the Winter and Spring months. Our seed                      |             |

- | No.  |   | Per Packet. |
|------|---|-------------|
|      | has been saved from Benary's choicest strains, and cannot fail to produce flowers of the finest and most attractive colors.   |             |
| 296. | <b>Fimbriata Alba.</b> White fringed  | 25          |
| 297. | <b>Fimbriata Rubra.</b> Red fringed   | 25          |
| 298. | <b>Fimbriata Striata.</b> Striped fringed   | 25          |
| 299. | <b>Fimbriata Kermesina Splendens.</b> Brilliant crimson with yellow eye   | 25          |
| 300. | <b>Fimbriata Punctata Elegantissima.</b> Velvety crimson edges spotted with white   | 25          |
| 301. | <b>Fimbriata Alba Plena.</b> Double white   | 50          |
| 302. | <b>Fimbriata Kermesina Plena.</b> Double crimson  | 50          |
| 303. | <b>PASSIFLORA</b> (Passion Flower). Magnificent ornamental climbers, flowers attractive and varied, produced in great profusion and of long duration; choice varieties; mixed                 | 10          |
|      | <b>SALVIA</b> (Sage). Favorite ornamental bedding plants, loaded with spikes of scarlet, white and blue flowers, being produced in great profusion from July to October; fine bedding plants. |             |
| 304. | <b>Splendens.</b> Scarlet; 3 ft.  | 10          |
| 305. | <b>Patens.</b> Deep blue; 3 ft.   | 10          |
| 306. | <b>TROPÆOLUM LOBBIANUM.</b> These beautiful climbers bloom freely during the Winter months in the greenhouse or conservatory.   |             |
| 307. | <b>VERBENA CITRIODORA.</b> Lemon scented Verbena  | 10          |

**DOUBLE TUBEROSES—EXCELSIOR PEARL.**

This is the finest of all varieties.

Selected Blooming Bulbs, ranging in size from 4 to 6 inches in diameter. Per dozen, 25 cts.; per 100, \$1.50; per 1000, \$10.00.

Selected bulbs, ranging in size from 2 to 3½ inches in diameter. Per dozen, 15 cts.; per 100, \$1.00; per 1000, \$8.00.

**GLADIOLUS BULBS.**

Finest Mixed Varieties. Selected bulbs and colors. Per dozen, 40 cts.; per 100, \$2.75; per 1,000, \$10.00.

Choice Mixed Varieties. Fine bulbs. Per dozen, 25 cts.; per 100, \$1.75; per 1,000, \$14.50.

**DWARF FRENCH CANNAS.**

Finest Named Varieties of the most brilliant colors. Each, 10 cts.; per dozen, \$1.00; per 100, \$8.00

Fine Mixed Varieties. Each, 6 cts.; per dozen, 60 cts.; per 100, \$4.00.

**JAPAN LILIES.**

**LILIAM AURATUM**—Beautiful golden-banded lily. Large bulbs, each 20 cts.; per doz., \$2.00.

**LILIAM LANCIFOLIUM SPECIOSUM ALBUM**—Pure white. Large bulbs, each, 20 cts.; per dozen, \$2.00.

**LILIAM LANCIFOLIUM SPECIOSUM RUBRUM**—White shaded rose. Large bulbs, each, 15 cts.; per dozen, \$1.50.



# CONDENSED PRICE-LIST OF BUIST'S GARDEN SEEDS.

**For Special Prices for Seeds in Packets See Page 2.**

**WE MAIL SEEDS POSTAGE PAID.**

Seeds in Packets, ounces and quarter pounds are mailed by us free of postage and safe arrival guaranteed. Half-Pounds, Pounds, Pints and Quarts the Postage must be added to the prices quoted at the rate of eight cents per pound and sixteen cents per quart.

**BEANS—Green-Podded Bush.**

	Qt.	Pk.	Bus.
Improved Early Valentine..	25	1 25	4 50
Buist's Lightning Valentine	30	1 50	5 00
Stringless Green Pod .....	30	1 50	5 00
Shippers' Favorite .....	25	1 50	5 00
Early Mohawk .....	20	1 25	4 50
Early Yellow Six Weeks..	20	1 25	4 50
Extra Early Refugee.....	25	1 25	4 50
Early Refugee.....	25	1 25	4 50
Best of All .....	25	1 25	4 50
Longfellow .....	30	1 50	5 00
Giant Stringless Green Pod	30	1 50	5 00
White Kidney .....	20	1 25	4 00
White Marrow.....	20	1 00	3 75
Henderson's Dwarf Lima...	30	1 75	6 75
Burpee's Dwarf Lima.....	30	1 75	6 75

**BEANS—Yellow-Podded Bush.**

Dwarf German Black Wax	30	1 75	6 50
Dwarf Prolific German Wax	30	1 75	6 50
Dwarf Golden Wax.....	30	1 75	6 50
Improved Golden Wax.....	30	1 75	6 50
Dwarf Speck'd Kidney Wax	30	1 75	6 50
Dwarf Wax, Bismarck.....	30	1 75	6 50
Dwarf Crimson Wax.....	30	1 75	6 50
Perfection Dwarf Wax.....	30	1 75	6 50
Dwarf White Wax.....	30	1 75	6 50
Dwarf Crystal White Wax..	30	1 75	6 00
Yosemite Dwarf Wax.....	35	2 00	7 00

**BEANS—Pole or Runners.**

Large White Lima .....	30	1 75	6 50
Salem Mammoth Lima.....	35	2 00	7 00
Extra Early Jersey Lima...	30	1 75	6 75
King of the Garden Lima...	30	1 75	6 50
Ford's Mammoth Lima.....	35	2 00	7 00
Dreer's Improved Lima....	30	1 75	6 50
Carolina, or Small Lima....	30	1 75	6 50
German, or Black Wax.....	30	1 60	6 00
Kentucky Wonder.....	30	1 75	6 50
Southern Prolific.....	25	1 50	5 50
Southern Crease-Back.....	30	1 60	6 00
Golden Wax Flageolet.....	35	2 00	7 00
Early Golden Cluster Wax..	35	2 00	7 00
Lazy Wife's Pole... ..	30	1 75	6 50
Texas Pole.....	30	1 75	6 50
Horticultural .....	25	1 50	5 50
White Dutch Case Knife... 30	1 60	6 00	
Scarlet Runners.....	30	2 00	7 00

**PEAS.**

	Qt.	Pk.	Bus.
Buist's Early Morning Star	30	1 75	6 00
Buist's Premier Extra Early	25	1 50	5 50
Extra Early Sunol.....	25	1 25	4 75
Eureka Extra Early.....	25	1 25	4 50
Philadelphia Extra Early...	25	1 25	4 50
Dandy Extra Early.....	25	1 25	4 50
First of All.....	25	1 25	4 50
Nott's Excelsior.....	30	2 00	7 50
First and Best.....	25	1 25	4 25
Early American Wonder...	30	1 75	6 75
Extra Early Gradus.....	50	2 75	10 00
Improved Dan O'Rourke...	25	1 25	4 25
McLean's Little Gem ....	30	1 75	6 50
Alaska, or Blue Wonder....	25	1 25	4 75
Early Premium Gem.....	30	1 75	6 50
Blue Beauty .....	25	1 25	4 50
Early Washington.....	25	1 25	4 25
Early Frame .....	25	1 25	4 25
Early May.....	25	1 25	4 25
Early Tom Thumb.....	30	1 50	5 50
Laxton's Alpha.....	30	1 50	5 50
Horsford's Market Garden	25	1 50	5 00
Heroine.....	25	1 50	5 00
McLean's Advancer.....	25	1 50	5 00
Bliss's Abundance.....	25	1 50	5 00
Fillbasket.....	25	1 50	5 00
Shropshire Hero.....	25	1 75	6 00
Long Island Mammoth.....	30	1 50	5 00
Champion of England.....	25	1 25	4 25
Yorkshire Hero.....	25	1 25	4 50
Pride of the Market.....	30	1 75	6 50
Bliss's Everbearing.....	25	1 25	4 50
Telephone.....	30	1 75	6 50
Improved Stratagems.....	35	2 25	8 00
Evolution.....	30	1 75	6 50
Dwarf Blue Imperial.....	25	1 25	4 50
Duke of Albany.....	35	2 00	7 50
Forty Fold.....	25	1 25	4 25
Eugenie.....	30	1 50	5 50
French Canner.....	25	1 25	4 50
Dwarf White Sugar Marrow	25	1 00	2 75
Large White Marrowfat.....	20	75	2 50
Royal Dwarf Marrow.....	25	85	2 75
Black-Eyed Marrowfat.....	20	75	2 50
Dwarf and Tall Sugar.....	35	2 00	7 00
Mammoth Podded Sugar...	35	2 00	7 00
Melting Sugar.....	35	2 00	7 00

**Don't Overlook Planting BUIST'S LIGHTNING VALENTINE and STRINGLESS GREEN-POD SNAP-SHORT BEANS, as they are the Cream of the Green-Podded Varieties**

**ARTICHOKE.**

	Oz.	¼ lb.	1b.
Green Globe.....	35	1 00	3 50

**ASPARAGUS.**

Conover's Colossal.....	10	15	50
Barr's Mammoth.....	10	20	60
The Palmetto .....	10	25	75

**BEET—Turnip-Rooted Varieties.**

Extra Early Bassano .....	10	20	50
Buist's Extra Early Turnip..	10	30	1 00
Ex. Early Egyptian Turnip	10	20	50
Buist's Ex. Early Egyptian	15	25	75
Early Eclipse Turnip.....	10	25	70
Lentz's Early Red Turnip...	10	20	50
Bastian's Early Red Turnip	10	20	50
Early Dark Blood Turnip...	10	20	50
Crosby's Egyptian.....	10	25	70
Detroit Blood Turnip.....	10	20	60
Edmand's Blood Turnip....	10	20	50
Dewing's Red Turnip.....	10	20	50
Early Othello Blood Turnip	10	30	1 00
Swiss Chard.....	10	20	50

**BEET—Long Varieties.**

Buist's Scarlet Perfection,	10	25	75
Bastian's Half-Long Blood..	10	20	50
Long Blood Red .....	10	20	50
Buist's Long Blood.....	15	30	1 00

**BEET—Stock-Feeding Varieties.**

	Oz.	¼ lb.	1b.
White French Sugar.....	10	15	35
Long Red Mangel.....	10	15	35
Orange Globe Mangel.....	10	15	35
Buist's Mam. L. Red Mang'l	10	15	40
Champ'n Yel. Globe Mang'l	10	15	40
Champion L'ng Red Mang'l	10	15	40
Buist's Gold'n Gl'be Mang'l	10	15	40
Golden Tankard Mangel....	10	15	40
Chirk Castle Mangel.....	15	25	75

Special prices  
see Page 44.**BORECOLE—See Kale.****BROCOLI.**

Early Purple Cape.....	30	85	3 25
Early Walcheren.....	50	1 50	5 50
Granges White.....	50	1 50	5 50

**BRUSSELS SPROUTS.**

Buist's Jersey Wakefield...	25	75	2 50
Early Jersey Wakefield.....	20	60	2 00
Charleston, Large Wake'ld	20	60	2 00
Buist's Earliest.....	25	75	2 00
Extra Early Express.....	20	60	2 00
Earliest Etampes.....	20	60	2 00
Early Winnigstadt.....	20	50	1 75
Early Prussian Winnigstadt	30	75	2 50
Buist's Early Dwarf York	20	50	1 75
Buist's Early Large York...	20	50	1 75

**CABBAGE—Earliest Varieties.**

Buist's Jersey Wakefield...	25	75	2 50
Early Jersey Wakefield.....	20	60	2 00
Charleston, Large Wake'ld	20	60	2 00
Buist's Earliest.....	25	75	2 00
Extra Early Express.....	20	60	2 00
Earliest Etampes.....	20	60	2 00
Early Winnigstadt.....	20	50	1 75
Early Prussian Winnigstadt	30	75	2 50
Buist's Early Dwarf York	20	50	1 75
Buist's Early Large York...	20	50	1 75

**CABBAGE—Early Varieties.**

	Oz.	¼ lb.	1b.
Allhead Early.....	25	60	2 00
Henderson's Early Summer	20	50	1 75
Henderson's Succession....	25	60	2 00
Buist's Early Drumhead...	25	75	2 50
Buist's Early Flat Dutch...	25	75	2 50
The Vandergaw.....	25	75	2 00
All Seasons.....	20	50	1 75
Fottler's Imp. Brunswick...	20	50	1 75
Buist's Florida Header.....	25	75	2 50
Green Glazed.....	15	40	1 50
Buist's Brunswick Drumh'd	25	60	2 00

**CABBAGE—Late Varieties.**

Buist's Imp. Late Drumhead	25	75	2 50
Buist's Imp. Late Flat Dutch	25	75	2 50
Premium Late Drumhead...	20	50	1 75
Premium Late Flat Dutch	20	50	1 75
Danish Ball-Head .....	30	75	2 75
Autumn King.....	25	75	2 00
Large Surehead.....	20	50	1 75
Louisville Drumhead.....	20	50	1 75
Stone Mason Drumhead...	20	50	1 75
Marblehead Mammoth.....	15	40	1 50
North Carolina Buncombe	20	60	2 00
Red Dutch.....	20	50	1 75
Mammoth Red Rock.....	20	60	2 00
Blood Red Berlin.....	25	60	2 00
Blood Red Erfurt.....	20	50	1 75

**CABBAGE, SAVOY.**

Green Curled Savoy.....	20	60	2 00
Green Globe Savoy.....	20	60	2 00
Large Drumhead Savoy...	20	60	2 00
Perfection Drumhead Savoy	20	60	2 00

**CARROT.**

Early French Forcing.....	10	30	1 00
Early Scarlet Horn.....	10	25	75
Guerande, or Oxheart.....	10	25	75
Buist's Half-Long Scarlet...	10	25	75
Half-Long Chantenay.....	10	25	75
Danver's Half-Long Scarlet	10	25	75
St. Vallery Half-L'ng Scarl't	10	25	75
Half-Long Scarlet, Blunt R.	10	25	75
Half-Long Nantes.....	10	25	75
Half-Long Scarlet Carentan	10	25	75
Buist's Long Orange.....	10	25	75
Long Orange.....	10	20	65

**CAULIFLOWER.**

Early Snowball.....	2 50	8 00	25 00
Mount Blanc.....	2 50	8 00	25 00
Extra Early Dwarf Erfurt..	2 50	8 00	25 00
Algiers .....	75	2 25	8 00
Early Dwarf White Erfurt..	1 50	5 00	18 00
Extra Early Paris.....	75	2 00	7 50
Half Early Paris.....	75	2 00	7 50
Le Normand Short Stem...	60	2 00	7 00
Veitch's Autumn Giant.....	50	1 75	6 00
Early Walcheren.....	50	1 75	6 00

**For every Dollar's Worth you Purchase in Packets, Ounces or Quarter-Pounds, you can select to the value of One Dollar and Twenty-five cents.**

See Page 2

**CELERY.**

	Oz.	¼ lb.	lb.
Large White Solid.....	20	50	1 75
Buist's Large White Solid..	25	60	2 00
Golden Dwarf.....	20	50	1 75
White Plume.....	20	60	2 00
Golden Self-Blanching.....	30	1 00	3 00
Boston Market.....	20	50	1 75
Giant White Pascal.....	20	50	1 75
Dwarf Golden Heart.....	15	40	1 50
Sandringham Dwarf White	20	50	1 75
Pink Plume.....	20	60	2 00
Winter Queen.....	25	60	2 00
Perfection Heartwell.....	20	50	1 25
Buist's Golden Market.....	30	75	2 50
Celeriac.....	15	40	1 50

**COLLARDS.**

Georgia (Selected).....	15	40	1 00
Buist's Cabbage.....	20	50	1 25
Southern Creole.....	20	40	1 00
Carolina.....	20	40	1 00

**CORN SALAD.**

	10	20	50
--	----	----	----

**CORN—Garden Varieties.**

	Qt.	Pk.	Bus.
Early Red Cob Cory.....	25	1 25	4 00
Early White Cob Cory.....	25	1 25	4 50
Crosby's Early.....	25	1 25	4 75
Early Minnesota.....	25	1 25	4 50
Early Concord.....	25	1 25	4 50
New England Eight-Row	25	1 25	4 75
Early Narragansett.....	25	1 25	4 50
Early Marblehead.....	25	1 25	4 00
Stabler's Extra Early.....	25	1 25	4 50
Early Egyptian Sugar.....	25	1 60	6 00
Mammoth Sugar.....	25	1 50	5 50
Hickok's Sugar.....	25	1 25	4 50
Roslyn Hybrid.....	25	1 25	4 50
Stowell's Evergreen Sugar..	30	1 60	6 00
Shoe Peg Sugar.....	30	1 75	6 50
Country Gentleman.....	30	1 75	6 50
Early Black Mexican.....	25	1 50	5 50
Early Triumph.....	25	1 25	4 50
Perry's Hybrid.....	25	1 75	4 75
Potter's Excelsior.....	25	1 25	4 50
Adam's Extra Early.....	20	1 00	3 50
Adam's Early.....	20	1 00	3 50
Perkin's Early Market.....	20	1 00	3 00

**CORN—Field Varieties.**

Special prices, see pages 63 to 65.

Buist's Golden Dent.....	15	60	2 00
Buist's Southern Snowflake	20	60	2 00
Improved Early Leaming...	15	60	2 00
Early Golden Beauty.....	15	60	2 00
Cloud's Mammoth Dent.....	15	60	2 00
Chester County Mammoth..	15	60	2 00
White Cap Yellow Dent.....	15	60	2 00
White Hickory King.....	15	60	2 00
Improved White Flint.....	15	60	2 00
Large Maryland White.....	15	60	2 00
Early Penna. Eight-Row...	15	60	2 00
Hundred Day Bristol.....	15	60	2 00
Early Yellow Canada.....	15	60	2 00

**CORN.—Continued.**

	Qt.	Pk.	Bus.
Blount's White Prolific.....	15	60	2 00
Mammoth White Surprise..	15	60	2 00
Mastodon Dent.....	15	60	2 00

**CRESS, or Pepper Grass.**

	Oz.	¼ lb.	lb.
Curled.....	10	20	50
Water.....	35	1 00	3 50

**CUCUMBER.**

Early White Spine.....	10	30	1 00
Arlington Early White Spine	10	30	1 00
Buist's Perfection W. Spine	15	40	1 25
Evergreen White Spine.....	10	30	1 00
Hill's Forcing White Spine	10	30	1 00
Early Frame.....	10	30	1 00
Early Cluster.....	10	30	1 00
Everbearing.....	10	30	1 00
Giant Pera.....	20	50	1 50
Nichol's Medium Green.....	10	30	1 00
London Long Green.....	10	30	1 00
Buist's Long Green.....	20	50	1 50
Early Russian.....	10	30	1 00
Early Short Green.....	10	30	1 00
Long Prickly.....	10	30	1 00
Chicago Pickle.....	10	30	1 00
Jersey Pickle.....	10	30	1 00
Tailby's Hybrid.....	10	30	1 00
Long Green Turkey.....	15	40	1 25
Boston Pickling.....	10	30	1 00
Gherkin, or Burr.....	15	40	1 25

**EGG-PLANT.**

Large New York Purple.....	40	1 25	5 50
Buist's Thornl's Large Pur.	50	1 75	6 00
Black Beauty.....	60	2 00	6 50

**ENDIVE.**

Green Curled.....	15	40	1 25
White Curled.....	15	40	1 25
Broad Leaved.....	15	40	1 25

**GOURDS.**

White Nest Egg.....	25	75	2 50
Sugar Trough.....	20	60	2 00
Luffa, or Dish Cloth.....	40	1 00	3 00
Dipper.....	20	60	2 00

**KALE.**

Green Curled Scotch.....	10	25	75
Dwarf German Greens.....	10	25	75
Dwarf Curled Erfurt.....	20	50	1 50
Curled Siberian.....	10	25	70
Curled Intermediate.....	15	40	1 00
Curled Mosbach.....	15	40	1 25
Dwarf Curled Berlin.....	20	50	1 50

**KOHL RABI.**

Large Green or White.....	10	30	1 00
Early White Vienna.....	20	50	1 75
Short-Leaved White Vienna	25	75	2 25
Early Purple Vienna.....	20	60	2 00
The Queen.....	25	75	2 25

If you purchase your seed in Packets, we sell the Small Size, at 25 Packets for \$1.00, 50 Packets for \$1.88, 100 Packets for \$3.50. We mail them free and guarantee their safe delivery.

**LEEK.**

	Oz.	¼ lb.	lb.
Large London Flag .....	15	30	1 00
Buist's Mammoth .....	25	75	2 00
Large Musselburgh.....	15	40	1 25
Monstrous Carentan.....	15	40	1 25
Large Rouen.....	15	40	1 25

**LETTUCE.**

	Oz.	¼ lb.	lb.
Buist's Perf'n White Forc'g	25	75	2 00
Early Cabbage or Butter ...	15	30	1 00
Early Dutch Butter .....	15	30	1 00
Arlington Tennisball .....	15	30	1 00
Early Boston Market.....	15	30	1 00
Big Boston .....	20	40	1 50
New York Cabbage.....	15	30	1 00
Yellow Market.....	25	50	1 50
Denver Market .....	15	30	1 00
Philadelphia Market .....	15	30	1 00
Improved Early Hanson.....	15	30	1 00
Curled Simpson (black-seed)	15	30	1 00
Grand Rapids Forcing.....	15	30	1 00
Early Curled Simpson.....	15	30	1 00
Early Curled Silesia.....	15	30	1 00
Early Prize Head.....	15	30	1 00
Sensation .....	15	30	1 00
San Francisco Passion.....	20	40	1 25
The Deacon .....	15	35	1 25
Improved Royal Cabbage...	15	40	1 25
Salamander.....	15	30	1 00
Trocadero .....	25	50	1 50
Perpignan .....	20	30	1 00
Oak Leaved .....	15	30	1 00
Paris White Cos (Romaine)	15	40	1 25
Stubborn Head.....	15	35	1 25
Early Butter-Cup.....	15	30	1 00
Silver Ball.....	20	40	1 25
Drumhead Cabbage .....	15	30	1 00
Brown Dutch.....	15	30	1 00

**MELON—Cantaloupe.**

	Oz.	¼ lb.	lb.
Extra Early Hackensack...	10	30	1 00
Netted Green Citron.....	10	30	1 00
Netted Nutmeg .....	10	30	1 00
Rocky Ford .....	10	30	1 00
Pine Apple .....	10	30	1 00
Skillman's Netted Citron...	10	30	1 00
Long Island Beauty.....	15	50	1 50
Emerald Gem.....	15	40	1 25
Champion Market.....	10	30	1 00
Early Jenny Lind .....	10	30	1 00
Improved Jenny Lind.....	10	30	1 00
Paul Rose or Petoskey.....	15	30	1 00
Golden Jenny.....	10	30	1 00
Montreal Nutmeg.....	10	30	1 00
Chicago Market .....	10	30	1 00
New Orleans Market.....	15	50	1 50
Acme, or Baltimore Citron..	10	30	1 00
Large Hackensack .....	10	30	1 00
Banquet .....	10	30	1 00
Miller's Cream, or Osage...	10	30	1 00
Perfected Delmonico.....	10	30	1 00
Montreal Market .....	10	30	1 00
Washington Market.....	15	50	1 50

**MELON—Cant.—Contin.**

	Oz.	¼ lb.	lb.
Persian, or Casaba.....	10	30	1 00
The Waldorf.....	10	30	1 00
Bay View.....	10	30	1 00
Newport.....	15	30	1 00

**MELON—Water.**

	Oz.	¼ lb.	lb.
Dixie.....	10	20	55
Florida Favorite.....	10	20	55
Augusta Rattlesnake.....	10	20	50
Duke Jones.....	10	20	55
Sweet-Heart.....	10	20	55
Mammoth Iron-Clad.....	10	20	55
Kleckley Sweets.....	10	30	75
Kolb Gem (Selected)... ..	10	20	50
Jordan's Gray Monarch.....	10	20	60
Mountain Sweet.....	10	20	50
Blue Gem.....	10	20	60
Seminole.....	10	20	60
Ice Cream (White Seeded)	10	20	60
Ice Cream (Gray Seeded)..	10	20	60
Phiney's Early.....	10	20	60
Pride of Georgia.....	10	20	60
Light Icing, or Ice Rind..	10	20	60
Dark Icing.....	10	20	60
Premium Triumph.....	10	20	60
Cuban Queen.....	10	20	55
Green Preserving Citron....	10	25	75

**MUSHROOM SPAWN.**

See pages 81-82.

**MUSTARD.**

Mammoth Southern Curled	10	25	75
Mammoth Ostrich Plume...	15	30	1 00
Chinese.....	10	25	75
Southern Creole.....	10	25	75
White London.....	5	10	30
Black or Brown.....	5	10	30

**NASTURTIUM, or Indian Cress.**

Tall Varieties.....	10	30	1 00
Dwarf Tom Thumb .....	10	30	1 00

**OKRA, or Gumbo.**

Buist's Dwarf Prolific .....	10	20	60
Tall, or Long Green.....	10	20	60
Perkin's Mammoth Podded	10	20	60
White Velvet.....	10	20	60

**ONION.** For 5 and 10 lb. lots see prices, Page 84

Buist's Yel. Globe Danvers	25	75	2 50
Large Red Wethersfield.....	25	75	2 50
Yellow Dutch, or Strasburg	25	75	2 50
White, or Silver Skin.....	30	80	2 75
Southport Yellow Globe...	25	75	2 50
Southport Red Globe.....	25	75	2 50
Southport White Globe.....	30	1 00	3 00
Australian Brown.....	25	75	2 25
Extra Early Red.....	25	75	2 25
Improved Red Bermuda....	25	75	2 50
White Bermuda.....	25	85	3 00

**Wholesale Prices to Market Gardeners' and all other Large Purchasers of Seeds.**

If you purchase Seeds largely, or grow vegetables for market, send for our Market Gardeners' Quarterly which gives our wholesale prices to which you are entitled.

**ONION—Italian Varieties.**

	Oz.	¼ lb.	1b.
Mammoth Red Victoria.....	20	50	1 75
Mammoth White Victoria...	20	60	2 00
White Italian Tripoli.....	20	50	1 75
Giant Yellow Rocca.....	20	50	1 75
Great Yellow Prizetaker.....	25	75	2 25
Giant Red Rocca.....	20	50	1 75
Extra Early White Pearl...	25	60	2 00
Extra Early White Queen...	20	60	2 00
Silver White Etna.....	25	75	2 25
Early White Barletta.....	20	60	2 00
Mammoth Silver King.....	25	75	2 25

**ONION SETS.**

	Qt.	Pk.	Bus.
Yellow Onion Sets.....	20	1 15	4 00
Dark Red Onion Sets.....	20	1 15	4 00
White Onion Sets.....	25	1 50	5 00
White Pearl Onion Sets.....	25	1 50	5 00

**PARSLEY.**

	Oz.	¼ lb.	1b.
Double Curled.....	10	20	60
Buist's Garnishing.....	15	30	1 00
Champion Moss Curled.....	10	25	75
Dwarf Perpetual.....	10	25	75
Fern-Leaved.....	10	25	65
Plain, or Single.....	10	20	50

**PARSNIP.**

Sugar, or Hollow Crown...	10	20	50
Student.....	10	20	50

**PEPPER.**

Bell, or Bull Nose.....	25	60	2 00
Large Sweet.....	25	60	2 00
Ruby King.....	25	60	2 00
Chinese Giant.....	40	1 00	3 50
Spanish Monstrous.....	25	60	2 00
Early Neapolitan.....	35	75	2 50
Long Red Cayenne.....	25	60	2 00
Red Cherry.....	25	60	2 00
Procopp's Giant.....	30	75	2 00
Elephant's Trunk.....	25	75	2 50
Small Red Chili.....	25	75	2 50
Celestial.....	25	75	2 50

**POTATOES.** For Prices see pages 99 to 102.

**PUMPKIN.**

Mammoth Cashaw.....	10	25	80
Green Striped Cashaw.....	10	20	65
Cashaw, or Crook Neck.....	10	20	65
Large Cheese.....	10	20	50
Mammoth King.....	20	40	1 25
Connecticut Field.....	10	20	40
Tennessee Sweet Potato.....	10	25	70
Jonathan.....	10	20	60
Sugar, or Nantucket.....	10	25	75
Mammoth Field.....	15	25	75
Quaker Pie.....	10	25	75
Mammoth Etamps.....	20	40	1 25

**RADISH.**

Buist's Sel. Long Scarlet...	15	25	75
Early Long Scar. Short Top	10	20	50
Long Brightest Scarlet.....	10	25	75
Cincinnati Market.....	10	25	75
Early Scarlet Turnip.....	10	20	50
Early Deep Scarlet Turnip.	10	20	60

**RADISH.—Continued.**

	Oz.	¼ lb.	1b.
Buist's Earliest Scar. Button	10	25	75
Non Plus Ultra.....	10	25	75
Lightning Scarlet Forcing..	10	25	75
Early Erfurt Scarlet Turnip	10	25	75
Earliest Carmine Olive.....	10	25	75
Early Scarlet Globe.....	10	25	75
Prussian Scarlet Globe.....	15	30	1 00
Scarlet Turnip (White Tip)	10	20	60
Scarlet French Breakfast...	10	20	60
Early Scarlet Olive-Shaped	10	20	60
Early Half-Long Scarlet...	10	20	60
Wood's Early Frame.....	10	20	50
Rosy Gem (White Tipped)	10	25	75
Leafless Scarlet Forcing...	20	50	1 50
Early Short White Forcing	10	25	75
Early White Turnip.....	10	20	50
Early White Box.....	10	20	60
White Delicacy.....	10	30	1 00
White Italian Summer.....	10	25	75
Improved Chartier.....	10	20	60
Buist's Yellow Summer.....	10	25	75
White Summer Turnip.....	10	20	60
Yellow Summer Turnip.....	10	20	60
White Summer Strasburg...	10	20	60
Long White Vienna.....	10	20	60
Buist's Early Long White...	15	30	1 00
Celestial, or White Chinese	10	25	75
Round Black Spanish.....	10	20	60
Chinese Rose.....	10	20	65

**RHUBARB.** 20 50 1 75

**SALSIFY, or Oyster Plant.**

American Long White.....	15	40	1 00
Mammoth Sandwich Isl'nd	15	40	1 25
Buist's Mammoth.....	25	75	2 00

**SPINACH.** Special Prices, Page 100.

Buist's Perfection Curled...	10	15	40
American Curled Savoy.....	10	15	40
Bloomsdale Curled.....	10	15	40
Norfolk Savoy-Leaved.....	10	15	40
Round Savoy.....	10	15	40
Broad-Leaved Flanders.....	10	15	40
Monstrous Viroflay.....	10	15	40
Enkhuizen Long Standing	10	15	40
Victoria.....	10	15	40
Prickly Seeded.....	10	15	40

**SQUASH.**

Early White Bush.....	10	20	60
Extra Early White Bush...	10	25	75
Mammoth White Bush.....	10	20	60
Yellow Sum. Crook-Neck..	10	20	60
Giant Yel. Sum. Crook-Neck	10	20	60
Golden Custard Bush.....	15	30	70
Boston Marrow.....	10	30	60
Buist's Improved Marrow...	20	30	1 00
Chicago Warty Hubbard...	10	30	1 00
Hubbard.....	10	30	1 00
Butman.....	10	20	60
Marblehead.....	10	20	60
English Vegetable Marrow	15	30	90
Fordhook.....	15	30	1 00
Mammoth Chili.....	25	50	1 50
White Pineapple.....	10	25	70
Prolific Orange Marrow.....	10	20	60

**TOMATO.**

	Oz.	¼lb.	1b.
Buist's Beauty.....	30	1 00	3 00
Buist's Belle.....	40	1 00	3 50
Buist's Majestic.....	1 00	2 00	5 00
Buist's Selected Trophy.....	25	60	2 00
Buist's Selected Paragon....	25	60	2 00
Buist's Selected Acme.....	25	60	2 00
Livingstone's Perfection.....	25	60	2 00
Livingstone's Beauty.....	25	60	2 00
Livingstone's Stone.....	25	60	2 00
Matchless.....	25	75	2 50
Ponderosa.....	35	1 00	3 50
Spark's Earliana.....	30	85	3 00
Chalk's Early Jewel.....	35	1 00	3 50
Essex Hybrid.....	25	60	2 00
Golden Trophy.....	25	75	2 50
Red Pear-Shaped.....	25	75	2 50
Yellow Plum-Shaped.....	30	75	2 50
Dwarf Champion.....	25	60	2 00

**TURNIP—White Varieties.**

	Special Prices, Page 117.		
Red or Pur. Top (Strap-L.)	10	20	50
Early White Flat Dutch.....	10	20	50
Extra Early White Milan...	10	30	1 00
Early Red Top Milan.....	10	25	75
Early Red Top Globe.....	10	20	50
Buist's Purple Top Globe...	10	20	60

**TURNIP—White Var.—Contin.**

	Oz.	¼lb.	1b.
Large White Globe.....	10	20	50
Large White Norfolk.....	10	20	50
Pomeranean White Globe...	10	20	50
Snow White Globe.....	10	20	50
Early White Egg.....	10	20	60
Large Cow Horn.....	10	20	60
Sweet German.....	10	20	60
Seven Top (for Greens).....	10	20	50
Southern Prize.....	10	20	60

**TURNIP—Yellow Varieties.**

Purple T. Yellow Aberdeen	10	20	50
Yellow Stone.....	10	20	60
Golden Ball.....	10	20	60
Amber Globe.....	10	20	50
Yellow Globe.....	10	20	50

**TURNIP, RUTA BAGA, or Swedish.**

American Yellow Ruta Baga	10	20	50
Purple T. Yellow Ruta Baga	10	20	50
Buist's Imp. Yel. Ruta Baga	10	20	60
Elephant Swede.....	10	20	50
Sutton's Champion Swede...	10	20	50
Large White, or Russian....	10	20	50
Breadstone or Budlong.....	10	20	50

**THE MOST VALUABLE IMPLEMENTS FOR THE GARDEN**

The "PLANET JR." Implements are Popular Everywhere and are the Best Made.

**"Planet Jr." No. 4**

Combined Hill Dropping  
Seeder and Single Wheel  
Hoe

Price, \$11.50

"Planet Jr." No. 11 Double Wheel Hoe, Cultivator, Rake and Plow combined. This Wheel Hoe is a famous labor-saver. It will do a variety of work that is almost incredible, and it is changed and adjusted with marvelous ease and quickness. The blades are of tempered and polished steel. Price, \$9.50.

"Planet Jr." No. 12 Double Wheel Hoe is identical with No. 11, but does not have the rakes and the pair of short hoes. Price, \$7.35.

"Planet Jr." No. 13 Double Wheel Hoe is the No. 11 with 6-inch hoes only; this pair of tools being most generally useful at all seasons. Any or all of the No. 11 tools may be added at any time, and are sure to fit. Price, \$5.00.

"Planet Jr." No. 15 Single Wheel Hoe, Cultivator, Rake and Plow combined. Price, \$7.00.

"Planet Jr." No. 16. Single Wheel Hoe, is identical with No. 15, excepting that it has fewer tools. It has a plow, two hoes, three cultivator teeth, two rakes and leaf lifter. Price, \$6.00.

"Planet Jr." No. 17, Single Wheel Hoe, same as above, but with plow, two hoes, three cultivator teeth only. Price, \$5.25.

"Planet Jr." No. 17½, Single Wheel Hoe, with Cultivator and Pair of Hoes. Price, \$4.75.

Firefly Hand-Plow. Invaluable for use in small gardens. Mold-board of tempered and polished steel. The depth is easily and quickly changed. Price, \$2.50.

"Planet Jr." No. 3 Hill Dropping Seed Drill. Planting in rows and thinning afterward is a great waste of time. The No. 3 Seeder puts the seed right on the spot where the hill is wanted. Plants 4, 6, 8, 12 or 24 inches apart, or in a continuous row, as desired. Changed from hill to drill instantly, or from one distance to another very quickly. Price, \$11.00.


"Planet Jr." No. 5 Combined Hill Dropping Seeder and Single Wheel Hoe. The Drill is the same as the No. 3 Seeder, but smaller. By moving

only one bolt the drill is taken off and the tool frame attached, making it one of the best of the "Planet Jr." Single Wheel Hoes. It has a fine garden plow, two steel hoes, three cultivating rakes, and made especially to fit 6-, 9-, 12-, 14- and 16-inch rows; three cultivator teeth and a leaf-guard. This gives you the "whole business" in one tool. Price, \$13.00.

"Planet Jr." No. 7, Horse Hoe and Cultivator. Probably no other cultivating machine is so widely known as the "Planet Jr." Combined Horse Hoe and Cultivator, for it is in use throughout the civilized world, it is so strongly built as to withstand incredible strain, yet it is light and easy to handle. It will do more kinds of work, and better work than any other horse hoe. Has depth regulator and expander. Price, \$9.00.

"Planet Jr." No. 9 Horse Hoe and Cultivator. This tool is similar to the No. 7 Horse Hoe, but it has a plain wheel instead of one operated by a convenient lever. It has the same standards and teeth, and is made in other respects like the popular No. 8. It is strong and serviceable and will give full satisfaction. Price, \$8.00.

FERTILIZERS.



**Canada Unleached Hardwood Ashes.**

Indispensable as a lawn dressing or for orchards. They should be applied late in Fall or early in Spring, so that the rains and snows may leach the ashes and carry the nourishment down to the roots of grass or trees. Our ashes are screened, and are in proper condition for immediate use. Apply at the rate of 1,000 to 1,500 lbs. per acre. 50 lbs., \$1.00; 100 lbs., \$1.50; per bbl., about 250 lbs., \$2.50; ton, \$18.00.

**Buist's Pure Ground Bone**—One of the best fertilizers when pure, for grass lands and farm products; its effects are more gradual and more lasting than phosphates, 5 lbs. 25 cts.; 25 lbs., 75 cts.; 100 lbs., \$2.25; 200 lb. sack, \$4.25; per ton, \$34.00.

**Buist's Pure Bone Meal**—Ground expressly for our trade. Better than Ground Bone for mixing with potting soil, as it is much finer, and in better condition for giving immediate effect. 5 lbs., 30 cts.; 10 lbs., 50 cts.; 25 lbs., \$1.00; 50 lbs., \$1.80; 100 lbs., \$2.50; 200 lb. sack, \$4.25; per ton, \$35.00.

**Bone Flour**—Ground perfectly fine; an excellent fertilizer for pot-plants or beds where an immediate effect is wanted. 5 lbs., 30 cts.; 25 lbs., \$1.25; 100 lbs., \$2.50; bbl., 200 lbs., \$4.50; ton, \$40.00.

**Coarse Bone**—Slow but permanent in action, indispensable in preparation of grape vine borders or for fruit trees or bushes. 5 lbs. 25 cts.; 50 lbs., \$1.25; 100 lbs., \$2.00; 200 lb. sack, \$4.00; per ton, \$35.00.

**Pure Button Bone**—This is the **Pure Bone** which is the trimmings saved from the manufacture of buttons; it is one of the very best fertilizers for the garden, or for a top dressing for the lawn. 5 lb.

package, 25 cts.; 25 lbs., \$1.25; 100 lbs., \$2.50; 200 lb. sack, \$4.50; per ton, \$40.00.

**Bone Super Phosphate**—Benefits crops quickly, promoting early maturity and affording continued nourishment throughout the season. 5 lbs., 20 cts.; 100 lbs., \$2.00; 200 lb. sack, \$3.75; ton, \$35.00.

**Peruvian Guano (Lobos)**—In 15, 25 and 50 ct. packages; per 100 lbs., \$3.00; sacks of about 167 lbs., \$4.50; per ton, \$40.00.

**Buist's Lawn Enricher**—As a fertilizer or dressing for inducing a rapid and luxuriant growth of grass, it cannot be excelled. Package for 100 square feet, 30 cts.; 200 square feet, 50 cts.; bags of 25 lbs., \$1.25; 50 lbs., \$2.00; 100 lbs., \$3.50; sack of 200 lbs., \$5.00; per ton, \$45.00.

**Nitrate of Soda**—A valuable fertilizer. Apply 100 to 150 lbs. per acre, but not until the plants are above ground. 50 lbs., \$2.50; 100 lbs., \$4.50; 200 lbs., \$7.50; per ton, \$65.00.

**Clay's Fertilizer**—This imported fertilizer is especially recommended to all who grow either fruit, flowers or vegetables, and wish to bring them to the highest perfection. Should be used in potting soil, or spread on staging of greenhouses planted with flowering plants. Per bag of 25 lbs., \$2.00; 50 lbs., \$3.50; 100 lbs., \$6.50.

**Bowker's Food for Flowers.** Especially intended for plants and flowers; is entirely odorless and one of the very best fertilizers; it is also the best tonic for house plants. 1/2 lb. package, 15 cts.; 1 lb., 25 cts.

**Pulverized Sheep Manure**—A pure natural manure. Its effect is immediate and lasting. Excellent for the vegetable garden; it promotes a rapid, steady growth until maturity. It makes a rich, safe and quick Liquid Manure. 5 lbs., 30 cts.; 10 lbs., 50 cts.; 25 lbs., \$1.00; 50 lbs., \$1.50; 100 lbs., \$2.25; 500 lbs., \$10.00; per ton, \$32.00.

**Calcined Land Plaster**—For top dressing or for using in preparation of compost. 25 lb. bag, 50 cts.; 100 lb. bag, \$1.00; barrel, \$1.50, per ton, \$9.00.

**Potato, Corn and Truck Guano**—A quick acting fertilizer, containing potash and animal bone 10 lbs., 40 cts; sacks, 200 lbs., \$5.00; per ton, \$10.00.

**Tobacco Stems**—This has become an indispensable lawn covering for Winter. It not only acts as a protector, but imparts large quantities of ammonia, and drives away insects and moles, which harbor in a lawn during Winter. Bale of about 250 lbs., \$2.00; 1,000 lbs., \$7.00; per ton, \$13.00.

INSECT DESTROYERS.

**Hammond's Slug Shot**—A very popular and one of the cheapest and best powders for destroying insects. 5 lbs., 25 cts.; 10 lbs., 50 cts.; bags, 100 lbs., \$4.25; bbls. of 225 lbs., \$8.50.

**Whale Oil Soap**—An effectual remedy for destroying and preventing insects on plants, trees, vines, etc., and for washing down the bark of fruit trees, grape vines, etc. 1 lb. bars, 15 cts.; 2 lb. bars, 25 cts.; in bulk, 10 lbs., 90 cts.; per 100 lbs., \$7.00.

**Concentrated Whale Oil Soap**—This soap is a strong concentration of the Whale Oil, and is more effective in its results. 1 lb. bars, 20 cts.; 2 lb. bars, 35 cts.

**Tobacco Soap**—A convenient and potent specific for destruction of all insects, parasites, and their eggs, infesting either plants or animals. Per lb., 40 cts.

**Tobacco Dust**—Cheaper than snuff, and quite as effectual. A sure remedy for Green Fly. 1 lb., 10 cts.; 5 lb. package, 25 cts.; 100 lbs., \$4.00.

**Paris Green**—For destroying Potato Bugs. It is effectual for destroying that pest. Directions for use with each package. Per lb., 35 cts.

**Pyrethrum Roseum, or Persian Insect Powder**—For destroying roaches, ants, fleas and all other noxious insects. Per lb., 40 cts.

**Hellebore**—For destroying rose slugs. One or two applications are usually sufficient for a season,

and it is thoroughly effective. With directions. Per lb., 25 cts.

**Lemon Oil Insecticide**—This new insecticide has been for some time a marvelous success in England. It destroys Mealy Bug, Scale, Thrip, Red Spider, Black and Green Fly, Caterpillar, etc. Directions on can. 1/2 pt., 25 cts; pt., 40 cts.; qt., 75 cts.

**Flour of Sulphur**—A preventive and cure for mildew on grape vines, etc. Per lb., 7 cts.; 10 lbs., 60 cts.; per 100 lbs., \$4.00.

**Gishurst's Compound**—A very popular and effective English preparation for preventing and destroying Red Spider, Mildew, Scale, Mealy Bug and Thrip. An invaluable article for all cultivators of flowering plants. Price, 1 lb. box, 50 cts.; 3 lb. box, \$1.00.

**Soluble Fir Tree Oil**—For destroying insects and parasites. Full directions with each can. 1/2 pt., 50 cts.; pt., 75 cts.; qt., \$1.50; 1/2 gallon, \$2.75; gallon, \$5.00.

**London Purple**—The proper proportions for using are at the rate of one pound to 150 gallons of water. The best article for spraying apple trees. 1 lb., 20 cts.; 10 lbs., \$1.50; 100 lbs., \$15.00.

**Myers' Celebrated Knapsack Sprayers**—Made of copper, and the best of them all. Capacity, 4 gallons. Price, \$10.00.

# IMPLEMENTS AND TOOLS

— FOR THE —

## GARDEN AND LAWN

### BOTH ENGLISH AND AMERICAN MANUFACTURE

**WE CARRY COMPLETE STOCKS** of all the Leading and Important Implements for the Garden and Lawn, of both English and American Manufacture, and it will afford us much pleasure to give Special Prices on Application.

Pennsylvania Hand Lawn Mowers	English Lawn Scythes
Caldwell's Imperial Lawn Mowers	English Lawn Rakes
Philadelphia Lawn Mowers	English Grass Hooks
Continental Lawn Mowers	English Hedge Shears
Buist's Lawn Mowers	English Border Shears
Pennsylvania Horse Lawn Mowers	English Lopping Shears
Caldwell's Imp'd Horse Lawn Mowers	English Pruning Knives
Lawn Sweepers	English Budding Knives
Garden Hand Cultivators	English Tools in Sets for Ladies
Horse Hoes and Cultivators	English Scythe Stones
Water Barrels and Trucks	Brass Greenhouse Syringes
Leaf Racks for Trucks	Greenhouse Watering Pots
Steel Horse Lawn Rollers	Cedar Plant Tubs
Hand Lawn and Walk Rollers	Cypress Plant Tubs
Horse Boots for Lawn	Garden Wheelbarrows
Garden Seed Sowers	Plant and Dahlia Stakes
Leaf and Grass Rakes	Raffia and Archangel Mats

---

### Wholesale Prices to Market Gardeners and all other Large Purchasers of Seeds

If you purchase Seeds largely or grow Vegetables for market, send for our Market Gardeners' Quarterly, which gives our wholesale prices to which you are entitled.

---

### We Deliver Our Seeds at Your Station Free of Charge

If you are located on the Pennsylvania, Reading, Baltimore & Ohio or West Jersey Railroad where the Package System is operated, we deliver at your Station free of any expense.

---


**OUR SYSTEM OF CONDUCTING BUSINESS** is to give satisfaction to our Customers, which we always guarantee.

## ROBERT BUIST COMPANY

**GROWERS AND IMPORTERS  
OF SEEDS**

**STORES, Nos. 4 and 6 SOUTH FRONT ST.  
PHILADELPHIA, PA.**



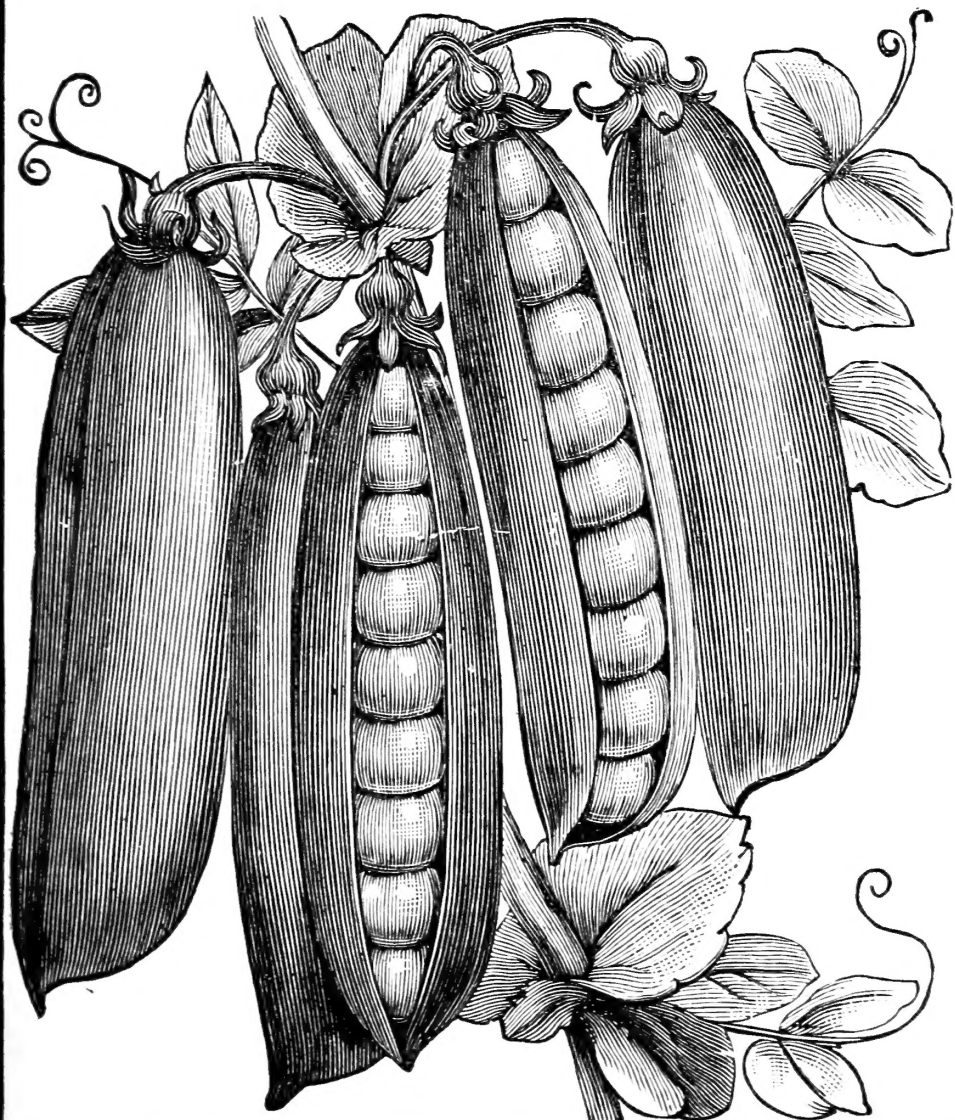


## BUIST'S PERFECTION EARLY WHITE SPINE CUCUMBER

This is the Earliest, Finest Formed, Most Productive and Most Salable Variety to Grow for Market and also the Best for Private Gardens

It is put up and sold only in Sealed Packets and ounces, also in Sealed Cartons of  $\frac{1}{4}$ ,  $\frac{1}{2}$  and 1 lb.

Price— $\frac{1}{2}$  oz., 10 cts.; oz., 15 cts.;  $\frac{1}{4}$  lb., 40 cts.; lb., \$1.25; 5 lbs. at \$1.15; 10 lbs. at \$1.00.



## Buist's Extra Early Morning Star Peas

This is the earliest and finest of all early varieties and cannot be recommended too highly for either private gardens or for market. A point in successful private gardening is to have green peas ready for the table before your neighbor, and a market gardener who wishes to be successful must grow a variety that will produce the earliest crop to secure him the highest market price.

### PRICES

Sealed Cartons	Sealed Green Sacks
Pint, 20 cts.	$\frac{1}{4}$ bush., \$1.75
Quart, 30 cts.	$\frac{1}{2}$ bush., 3.25
4 qts., \$1.00	1 bush., 6.00

SEE PAGE 92



BUIST'S  
PRIZE MEDAL  
EARLY FLAT DUTCH

ONE OF THE  
**PIONEER**  
SEED HOUSES  
OF  
**AMERICA.**

THE BEST SUMMER VARIETY

THREE OF THE MOST  
RELIABLE  
& SURE  
HEADING VARIETIES  
OF  
**CABBAGE**  
FOR THE  
MARKET GARDENER  
OR  
PRIVATE GROWER.



BUIST'S SELECTED  
EXTRA EARLY  
JERSEY WAKEFIELD

THE BEST EARLY VARIETY



BUIST'S  
PRIZE MEDAL  
LATE FLAT DUTCH

**ROBERT  
BUIST  
COMPANY**  
SEED GROWERS  
**PHILADELPHIA,**  
PA.  
U.S.A.

THE BEST VARIETY FOR FALL AND WINTER