

Historic, Archive Document

Do not assume content reflects current scientific knowledge, policies, or practices.

McM. 62.19
Hall W. Tracy, Jr.
1908

DESCRIPTIVE CATALOGUE

U.S. DEPARTMENT OF AGRICULTURE
Washington, D.C.

McMILLAN'S

HIGH GRADE
SEEDS

AND
Guide for the Farm
AND
GARDEN

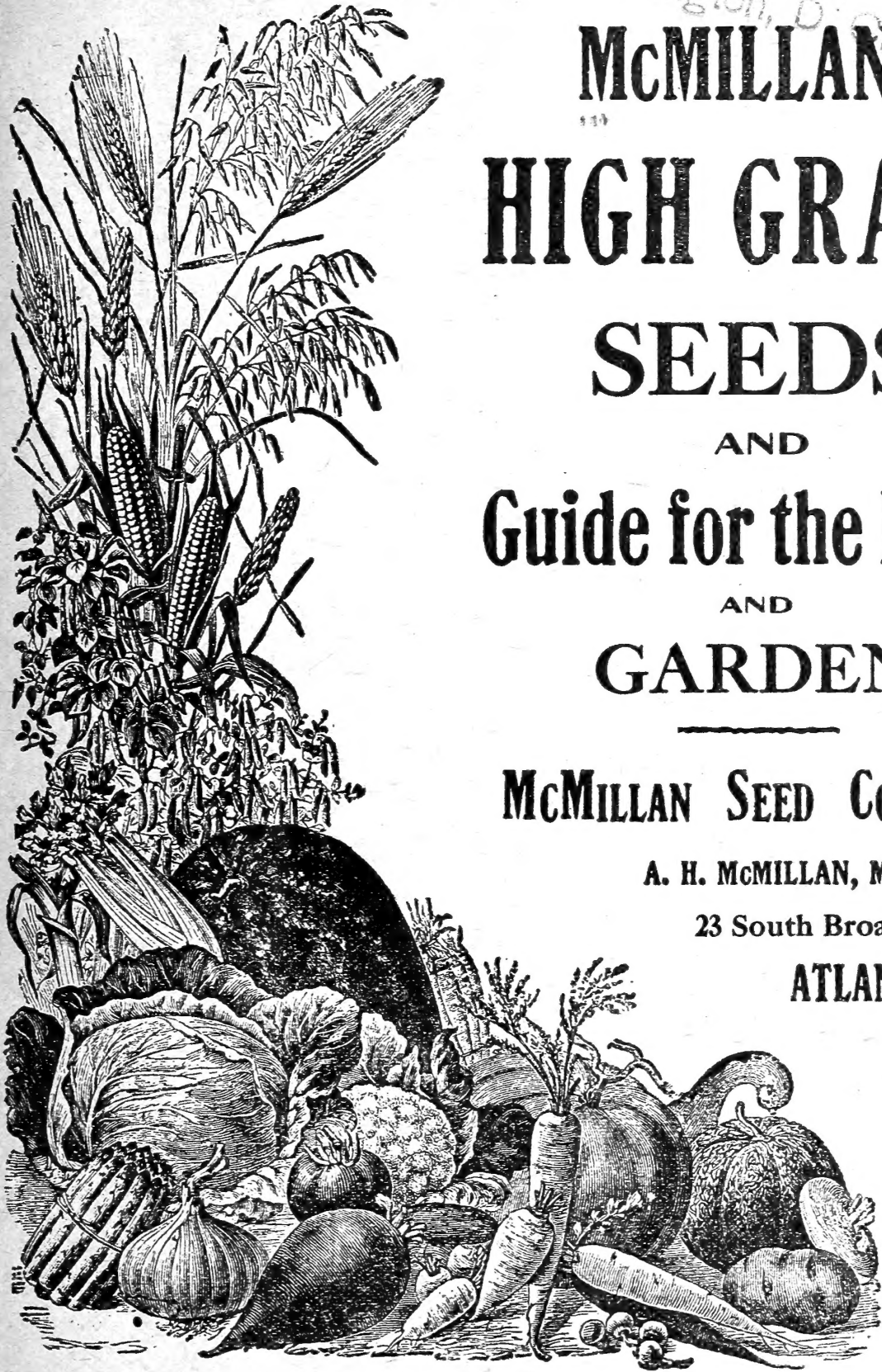
McMILLAN SEED COMPANY

A. H. McMILLAN, Manager

23 South Broad Street

ATLANTA

GEORGIA



THE GARDEN LIBRARY

PRACTICAL AND COMPLETE

The First Series of low-priced hand books on gardening that has appeared in America. These Volumes will cover every important department of fruit, vegetable and flower gardening from the home point of view. Not a scientific treatise, but written in a lively, attractive style. Beautifully illustrated.

Vol. 1. Roses and How to Grow Them. (By many Experts.) In text, practical; in subject and quality of illustrations, beautiful. price. \$1.21.

Vol. 2. Ferns and How to Grow Them. (By G. A. Woolson) The growing of hardy ferns, both in the garden and indoors. \$1.21

Vol. 3. Lawns and How to Make Them. (By Leonard Barron.)

For the first time the subject of lawn seed mixtures is set forth and explained, 32 photographs. price \$1.21.

Vol. 4. Vines and How to Grow Them. (By William McCollom). Dealing with these delightful climbing and trailing plants for the adornment of trellis, pillar and wall, with suggestive directions. Illustrated from photographs. price. \$1.21.

THE FARM LIBRARY

We have planned for years a Library which should do for the farmer what the Nature Library does for the student and lover of nature. We have tried in this library to take advantage of the wealth of special knowledge which has revolutionized agriculture in the last few decades. Here every farmer, every man who has a Country place, every person who has anything to do with the soil, will find an interesting, readable practical, specific guide to the whole subject.

Soils: How to Handle and Improved Them. (By S. W. Fletcher) More than 100 photographs. Price, \$2.20.

Farm Management Accounts, Management, etc. (By F. W. Card) With many photographs. Price, \$2.20.

Farm Animals Cow, Horse, Sheep, Swine. (By E. V. Wilcox.) A most valuable manual of how to breed, care for, use and doctor all the animals on the farm. Price, \$2.20

Cotton. (By Charles W. Burkett & Charles H. Poe.) The only book in existence covering every side of this great subject. price 2.20. (All prices quoted are postpaid.)

The Water Garden. (By Henri Hus and Henry S. Conrad.) A practical garden knowledge of the best water lilies and other aquatic by America's great authority on the family, with cultural details; making of ponds and small gardens. Illustrated. Price \$1.21.

Daffodills Narcissus, and How to Grow Them. (By A. M. Kirby) Tells all that is really worth while about them, where, what, and how to grow them. The first book of its kind dealing with American conditions. Illustrated. Price \$1.21.

House Plant. (By Parker Thayer Barnes.) A manual of the plants for house cultivation and indoor decoration, giving foliage and flowers all summer and winter. Illustrated. \$1.21.

Chrysanthemums and How to Grow Them. (By I. M. Powell)

A complete manual of instruction in the growing of the Queen of Autumn in the garden border and for specimen plants and blooms under glass. Illustrations. price \$1.21.

A Plea for Hardy Plants. (By J. Wilkinson Elliot) This simple and clear cut plea, based on observation, experience, and great skill, is enforced to the reader by very many beautiful photographic illustrations, showing what can be done with hardy plants under proper and economical treatment. 20. Illustrations. Price, \$1.76.

Fruit Recipes. (By Riley M. Fletcher Berry) A unique book on the uses of fruits as food. The author not only shows the unappreciated value of fruit, but gives 900 different receipts for fruit dishes and drinks. No former volume has ever given such a complete and suggestive collection. Illustrated from photographs. Price, \$1.65

How to Make a Fruit Garden. (By S. W. Fletcher.) An eminently practical work on the subject of fruits for the home with 182 Photographic illustrations by the author. Price \$2.20.

How to Make a Flower Garden. A charming and practical book by experts on every branch of the subject. More than 200 beautiful photographs. Price \$1.76.

How to Make a Vegetable Garden. (By Edith L. Fullerton.) The only adequate book on the home vegetable garden. 250 Photographs by H. B. Fullerton. Price, \$2.20.

Insecticides and Fungicides

Insects and fungus diseases cost our farmers millions of dollars every year. How much of this do you pay by neglecting to spray? Three-fourths of this enormous amount could be saved by judicious spraying, and at small cost. Whether you grow vegetables, fruits, poultry or stock, a season's spraying will convince you that you cannot afford to neglect spraying.

HANMOND'S SLUG-SHOT. Destroy insects and worms injurious to garden and house plants, potatoes, cabbage tobacco, shrubs, trees, vegetables and fruits of all kinds: positively not poisonous and will not injure the foliage 5 lb. package, 25 cts; in 100-lb. lots 4½ cts; per lb; bbl. (235 lbs. in bulk) 4 cts; per lb. small dusters for applying 10 cts; large canisters, 50 cts.

PARIS GREEN. A strong poison and should be used with care. Mix 1 pound of Paris Green to 50 pounds of plaster or with water to 150 gallons. On vines and tender vegetables, use a larger proportion of plaster or water. Pound, 25 cts.; special price on large lots.

BOREAU MIXTURE. Ready for use by simply adding water. Prevents and cures blight, scab rust, mildew, black rot, and all fungous diseases of plants and fruits. Works in sprayer freely without clogging, permitting a fine spray. Quart 35 cts.; 2 qts. 60 cts.; gal. (makes 50 gallons), \$1.

WHALE-OIL SOAP. Recommended for San Jose scale and other insects which infest the bark of trees. Lb., 15 cts.; 2 lbs. 25 cts.; 5 lbs. 50 cts.

TOBACCO DUST One of the cheapest and most effective remedies for lice and worms on cabbage, striped bugs and other insects on mellons, cucumbers and squashes; a splendid preventative for strawberry weevil; fine for dusting on seed-beeds to protect the young plant from fleas, as well as fertilizing and

stimulating the growth of the plants. Should be used when setting out fruit trees, keeping off insects from hatching at the roots. On some crops addition of a small quantity of kerosene oil will increase its effectiveness. 10-lb. bag 25 cts.; 25-lb, bag 40 cts.; 100 lbs. \$1.25; 1,000 lbs. \$10.00

NITRATE OF SODA This is the most available form in which nitrogen can possibly be applied and it is specially recommended for all kinds of vegetables and for strawberries, and also grass and grain crops. For vegetables and strawberry plants it should be applied at the rate of 100 pounds per acre, drilled close to the plants, and slightly covered with the soil. For grain and grass crop it should be applied broadcast at the rate of 100 to 125 pounds to the acre. But it should never be broadcast when the grass or foliage is wet, either with dew or rain. Nitrate of soda should also be applied at the planting season, after the plants has made its appearance, and just at the time when it is ready to make its quickest growth, or just at the beginning of the active growing season. The use of nitrate of soda will, in some instances, double the yield of the crops to which it is applied, and it is most beneficially used on strawberries, cabbage and similar crops. We recommend that our customers experiment liberally with nitrate of soda, as we know that it will largely improve the quality and yield of the crops, and prove a most profitable investment. Pound, 5 cts.; 20 lbs. or more, 4 cts. per lb.; 100 lbs and over, 3¼ cts. per lb. Special price on large lots.

The 40th Year of Our Business

To Our Friends and Patrons We take pleasure in handing you our Catalogue of Seeds for this season and desire to call attention to the fact that **WE OFFER ONLY THE BEST VARIETIES**, omitting many sorts which careful tests have proven to be unworthy the attention of gardeners, either on account of quality or productiveness. In placing your orders with us you can depend on receiving prompt attention and the best seeds that can be grown. Leave your order with us. By so doing you can save the expense and annoyance in sending to distant firms. Furthermore, you are encouraging an industry in our midst. You will save money, time and receive better results and seed adapted to our section.

FRESH SEEDS The seeds we offer have been secured from one of the most reliable seed growers in America, and cannot, with proper care, fail to produce the best results, but immunity from error being unattainable and success so largely dependent on outside influences, it must be understood that we give no warranty, expressed or implied, and we will not be held in any way responsible for the crop.

READ THIS!

Purchasers remitting \$1.00 may select seeds in packets at catalogue prices amounting to \$1.30.
Purchasers remitting \$2.00 may select seeds in packets at catalogue prices amounting to \$2.60.
Purchasers remitting \$3.00 may select seeds in packets at catalogue prices amounting to \$3.90.
Purchasers remitting \$4.00 may select seeds in packets at catalogue prices amounting to \$5.20.

10 Packets Vegetable Seeds for only 35 Cts. All Early Varieties. For only **35c** we will send one packet each of the following extra early varieties of Choice Vegetable Seeds. If you want a nice lot of vegetables early in the season you can't afford to overlook this offer. **NOTICE THE LIST:** Bean, Extra Early Refugee; Beet, Eclipse; Cabbage, Early Jersey Wakefield; Carrot, Early Scarlet Horn; Lettuce, Early Curled Simpson; Onion, Early Red; Peas, First and Best; Tomato, Acme; Turnip, Early Dutch; Cucumber, E. Frame.



PARTIAL VIEW OF OUR RETAIL STORE

HOW TO SEND MONEY. Money can be safely sent by Bank Check, Post Office Order, Express Money Order, Registered Letter, or Express. Postage Stamp remittances in small amounts are also satisfactory.

QUICK FREIGHT SHIPMENTS. Atlanta is the best distributing point in the South, railroads radiating in every direction, giving prompt and efficient service and low freight rates, so that customers can depend on having orders filled promptly and delivered without delay.

SEEDS BY EXPRESS. By special agreement, the Express Companies will carry seeds and plants from Atlanta to all points in the South at a rate of twenty per cent less than usual merchandise rates.

IN GEORGIA, the rate on five pounds or less, to any point in the State, is twenty-five cents; on fifty pounds or less, 50 cents, more than fifty pounds, one and one-half times the freight rate (not released) on the same class of goods.

SEEDS BY MAIL, POSTAGE PAID. We pay the postage on packets, ounces and quarter-pounds. When ordering in large quantities to be sent by mail, add for postage 10 cents per pound or pint, 15 cents per quart; except on Onion Sets, postage on which is 10 cents per quart.

FLUCTUATION IN PRICES. Seed Potatoes, Onion Sets, Grass and Clover Seeds, Seed grain, and other field seeds, fluctuate in price, depending upon market conditions and supplies. The prices given in this catalog are those ruling at the time it is issued, the beginning of January. We shall take pleasure at any time in quoting prices on request, or will fill all orders entrusted to us at as low prices as possible for first-class seeds.

ABOUT WARRANTING SEEDS. While we exercise great care to have all seeds pure and reliable, we give no warranty, expressed or implied, as to description, quality productiveness or any other matter connected with seeds, bulbs, or plants we send out, and will not be in any way responsible for the crop. If the purchaser does not accept the goods on these terms, they are to be returned at once, and the money paid will be refunded. Every order received for articles in this catalog, will be executed on these conditions only.

CALENDAR OF MONTHLY OPERATIONS

WHAT TO PLANT AND WHEN TO PLANT FOR EACH MONTH IN THE YEAR

Applies to climate of Georgia and adjoining States

January

Prepare hot beds and sow in same early Cabbage, Lettuce, Radish, Beet, Cauliflower and Onion. Top dress Asparagus beds with manure, also giving an application of salt or kainit. Cut poles and stakes for Pole Beans and Peas. Sow Pansy and other flower seeds in hot beds for later transplanting. Send in your order for seeds early, so as to have them on hand at the proper time for sowing.

FOR THE FARM. Top dress Grass and Clover fields for fall sown grain. If weather is open, use every opportunity to prepare land for Spring crops.

February

Sow in hot beds or cold frames early Cabbage, Cauliflower, Beet, Onion, Lettuce, Radish; and in hot beds sow Egg Plant, Tomato and Pepper. The last of the month sow in open ground early Peas, Spring Kale, Beets, Spinach, Carrot, Celery, Radish and Parsley. Set out Asparagus Roots, Onion Sets Horse Radish Roots and hardy Lettuce plants. Early planting of Potatoes can be made. Hardy flower seeds can be forwarded either by sowing in hot beds or in pots and boxes in the house for later transplanting. Sow McMillan's Evergreen Lawn Grass.

FOR THE FARM. Prepare plant beds and put in Tobacco seed. Sow Canada Field Peas and Oats, and towards end of month, Grass and Clover Seeds can safely be put in. Sow Dwarf Essex Rape for sheep grazing.

March

This is the active month for sowing all kinds of hardy seeds, and the sooner most of them are sown the better, if the weather is favorable. We name them in the order in which they should be sown viz: Garden Peas in varieties for succession, Cauliflower, Early Cabbage seed, Onion, Celery, Spinach, Leek, Parsley, Lettuce, Radish, Beet, Asparagus, Carrot, Parsnip, Salsify, etc. Under glass, sow Tomato, Pepper and Egg Plant seed. Plant Irish Potatoes, Asparagus and Rhubarb roots, Onion Sets, etc. Set out Cauliflower, Cabbage, Onions and Lettuce plants, from hot beds, after they have been hardened by leaving the glass open at night. Sow Herbs in a warm border. Plant out Asparagus Roots. Prepare Melon, Cucumber and Squash hills for later planting. Sow the hardy kinds of flower seeds, as they will flower earlier. Sow Lawn Grass Seed.

FOR THE FARM. Sow Winter and Spring Oats, Canada Field Peas with Oats, Clover seed, Grass seeds of all sorts, Tobacco seed. Plant Artichokes for hogs. Sow Dwarf Essex Rape.

April

Plant Early Potatoes, sow Cabbage, Lettuce and Tomato in open ground for succession. Sow Beets, Celery, Carrot, Salsify, Parsnip, Onion, Radish, Spring Kale, Asparagus, Globe Artichoke, Parsley, Mangel Wurzels and Herbs. Put out Cabbage plants, Onion Sets and Asparagus roots; bed Sweet Potatoes; plant early Corn, Garden Peas, Snap Beans, and late in the month Cucumber Squash, Watermelon and Cantaloupe can be planted. Vine Seeds are tender, so should the weather be cold or wet, defer planting till May. Lawn Grass Seed can also be sown any time this month, but the earlier the better. Sow hardy Flower Seeds, and after the middle of the month the half hardy kinds can also be sown, and Dahlias, Gladiolus and Canna Bulbs set out.

FOR THE FARM. Sow Spring Oats, Clover and Grass Seeds, but get them in as early as you can. Later in the month sow Mangel Wurzels for stock; plant corn, Cotton, Chufas, and Peanuts, etc.

May

Most of the tender seeds can be sown this month. We name the seeds in the order of their hardiness: Asparagus seeds can yet be sown, likewise Carrot, Salsify, Parsley, Beet, Pole and Snap Beans, Sugar Corn and Tomatoes of all kinds. Plant Black-eye Peas, Lima Beans, Squash, Cucumber, Watermelon, Cantaloupe, Okra and Pumpkin seed. Late Cabbage seed can be sown this month to make plants for setting out for fall. Set out plants of Tomato, Pepper and Strawberry.

FOR THE FARM. Plant Sugar Beets and Mangel Wurzel for winter feeding of stock. All the Sorghums, Millets and Fodder plants can be sown; likewise Cow Peas, Soja, Navy and Tree Beans, Chufas should be planted now, likewise Corn, Peanuts and Cotton. Set out Tobacco plants.

June

Set out Cabbage, Tomato, Egg-plant, Pepper and Sweet Potato plants. Sow Tomato for late crop, likewise Late Cabbage and Cauliflower for winter use. Plant Okra, Watermelon, Cantaloupe, Cucumber, Squash and Pumpkin for late use, and Snap and Pole Beans and Sweet Corn for succession. Plant late Potatoes.

FOR THE FARM. Sow the Millets, Cow Peas, Sorghum, Soja Beans, Navy Beans, and plant late Corn. Mangel Wurzel Beets can yet be sown.

July

Plant Snap Beans for succession and Sugar Corn for late roasting ears. Set out late Cabbage plants for winter use, likewise Celery plants. This is the best month to sow Ruta Bagas, but they can also be sown in August. Sow early Turnips. Plant Cucumbers for pickling and table, and late Potatoes for winter use.

FOR THE FARM. Sow German or Hungarian Millet for hay or fodder; likewise Corn in drills for ensilage or fodder. Buckwheat can be sown for bees, as an improver of the soil and for grain. Plant Navy Beans, Black, Black-eye and Whipporwill Peas. Sow Crimson Clover at last working of Corn or Cotton. Sow Dwarf Essex Rape for sheep and cattle grazing.

August

Continue planting Snap Beans for the table and pickles. If any Cabbage plants remain unplanted, put out at once; likewise Celery plants. Trim off the tops of Celery before planting if the plants are large. Sow McMillan's Cabbage Lettuce seed for fall heading, likewise Endive. McMillan's Lightning Excelsior Peas sown this month yield a good fall crop. Sow Spinach, Kale, Turnip and Ruta Baga seed.

FOR THE FARM: Crimson Clover is one of the best crops grown, and should be sown on every vacant place where crops have been cleared off; if it is not required for feed, it will improve the soil equal to manure when turned under. Rye and Barley should be sown for fall and winter grazing

and afterwards will make a crop of grain. Sow Vetch and Rape, and towards the end of the month Grass and Clover seeds can be safely put in.

September

Our Fall Catalogue, issued during August gives full information about all seeds and bulbs for fall sowing; mailed free upon request. Sow Lettuce, early Cabbage, Cauliflower and Onion for transplanting in November. Sow the Cabbage late in the month, otherwise they may go to seed. Put out Onion Sets. Sow Winter Radishes, Spinach, Turnips, Mustard, Corn Salad and Kale, Dutch Bulbs, Hyacinths, Tulips, etc., can be planted towards the end of the month. Sow McMillan's Evergreen Lawn Grass. Nothing adds more to the attractiveness and beauty of a home than a nicely kept green lawn. Set out Strawberry plants.

FOR THE FARM. Sow Crimson Clover as early in the month as convenient, though any time during the month will do; it makes fine winter grazing and hay. Land will be greatly improved by growing this crop. Winter Oats will do well sown this month as they will get well rooted before winter. Sow all kinds of Grass and Clover seeds and Winter and Sand Vetch. Continue to sow Barley and Rye, as they are useful for winter grazing as well as for grain.

October

Put out Onion Sets. Sow Cabbage (early sorts), Turnips for Salad, Kale, Mustard, Spinach and Lettuce. Towards the end of the month set out Cabbage and Lettuce plants to stand out during the winter. Sow Lawn Grass seed. Fall seeding does better than spring seeding. Plant Hyacinths, Tulips, etc. Sow Pansy seed in cold frames for spring plants. Plant Strawberries. Put down Asparagus beds.

FOR THE FARM. All kinds of Grass and Clover seeds can be sown this month, but the earlier Clover seed is put in the better. Sow Wheat, Oats, Rye, Barley, Vetches. If you have not received a copy of our Fall Catalogue giving full information in regard to these crops, send for the same at once.

November

Sow Lettuce and early varieties of Cabbage in cold frames. Set out cabbage, Lettuce and Strawberry plants. Plant out Asparagus Roots. Lawn Grass Seed can yet be sown, but the earlier it is put in the better. All kinds of Flowering Bulbs set out in the fall can be put in this month. Potatoes can also be planted now to come in the spring, but require to be planted deeper than spring planted seed. Plant hardy Roses, and set out Fruit Trees and small fruits.

FOR THE FARM. Wheat, Rye, Barley, Vetches, Timothy and Herd's Grass seed can yet be sown, but the earlier they are put in the better. Sow Canada Field Peas.

December

Cabbage and Lettuce can be sown towards the end of the month in hot beds or cold frames, and Beets, Radish and Lettuce can be forced for winter use. The winter growing of Lettuce in hot beds usually proves very profitable and satisfactory. Early potatoes can be planted in open weather up to Christmas. Canada Field Peas can also be sown, but when seeded during the winter should be put in deeper than usual.

McMillan's Vegetable Seeds

are carefully selected and grown from the best stock obtainable. We are continually making selections and improvements of new and standard varieties of seeds, and our work in this respect has resulted in considerable improvement in different specialties, the stocks which we control.

In Water Melons, Cantaloupes, Tomatoes, Egg Plants, Cymbblings (or Squashes), and other Southern specialties, the superiority of our specially selected strains has long been recognized, and our trade with truckers and large growers all over the country has steadily increased, in a most satisfactory way. The steady increase in our trade, and the many testimonials we receive, show that our efforts to furnish seed of superior and high-grade qualities, are appreciated by our customers.

McMillan's High-Grade Vegetable Seeds

OUR CATLOUGE PRICES are very reasonable indeed; still, when truckers and gardeners require large quantities of seeds we shall take pleasure in quoting special prices on request; or, if customers will send us a list of their requirements we shall be glad to make an estimate at which we can fill their entire order.

In making up your order, remember that half-pounds can be ordered at pound rates, half-pecks at peck rates, and half-bushels at bushel rates.

ASPARAGUS

A Bed of Asparagus will Last for Years.

Our Asparagus Seed is southern grown, saved from healthy, vigorous crops entirely free from the disease which has in recent years infested the crops grown in the North. Once planted, Asparagus will, with proper care and attention last for ten or fifteen years. It is a most excellent and profitable vegetable. Asparagus is also highly esteemed for its medicinal qualities, the free use of this vegetable being highly recommended as a preventive and cure for kidney diseases.

Culture.—Asparagus will succeed well in any good, rich soil, but a light warm soil which has been heavily manured for previous crops is best. The quickest way to grow Asparagus is to set out either in the fall or spring strong roots preferably two years old, but one-year-old roots give very good results. To prepare permanent beds, plow or dig out trenches 18 inches wide and 6 to 10 inches deep, making the trenches 5 feet apart. In the bottom of the furrow scatter Pure Animal Bone, and also an application of well-rotted manure, which dig lightly in and mix with the soil, and then set the plants fifteen inches apart in the rows. Spread out the roots carefully and cover with soil two inches deep, and on the approach of winter cover with manure, which fork in early in the spring, and apply a dressing of pure animal bone or kainit. If White Asparagus is desired the second spring after planting, earth up the beds 18 inches above the roots to blanch the Asparagus as it grows. If Green Asparagus is desired it is not necessary to earth up so deeply, or to make the rows

more than 3 feet apart. Do not cut too late in the spring as it is liable to exhaust the plants. After you stop cutting, leave the plants to grow all the summer, and during the winter or early spring cut or burn off the growth, run the plow over the bed to throw the earth down, and apply manure or Pure Animal Bone, or both mixing same with the soil. To make White Asparagus, the beds must be freshly and lightly earthed up each spring just before the growing season commences.

To raise Asparagus Roots from seed, sow the seed thinly 1 inch deep in rows $2\frac{1}{2}$ to 3 feet apart. Keep clean of weeds and thin out the plants to 3 inches apart. When one or two years old, set out in permanent beds.

Giant Argenteuil. This variety was originally a selection from imported French Argenteuil stock, but has been both acclimated and improved, and is much superior to the original stock. It has been grown for several years by some of our leading and most successful truckers near Charleston, S. C., and is pronounced far superior to any other variety in earliness, productiveness and size of stalks produced, and it always sells at a higher price in northern markets. Pkt. 5 cts: oz. 10 cts: $\frac{1}{2}$ lb. 20 cts: lb. 50 cts. Special prices on large lots.

Conover's Colossal. An old standard. Produces more stalks to the root than any other kind. Pkt. 3 cts: oz. 8 cts: $\frac{1}{4}$ lb. 15 cts: lb. 30 cts.

Palmetto. A favorite with truckers. Not quite as prolific as Conover's, but is a little earlier, and makes larger and thicker stalks. Pkt. 3 cts: oz. 8 cts: $\frac{1}{4}$ lb. 15 cts: lb. 40 cts.

SNAP BEANS

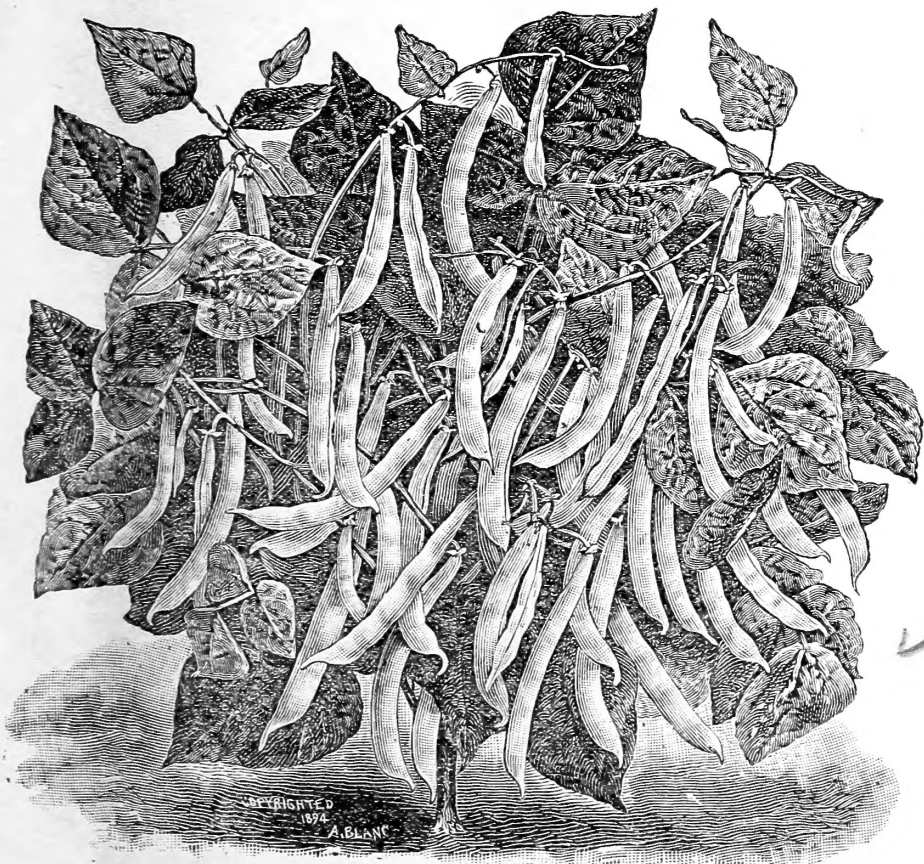
Our Snap Beans are specially grown for us by skilled growers, from selected stocks—selected both for their productiveness and trueness to type. They are infinitely superior to the Snap Beans which are ordinarily grown as contract field crops

Quality first always is our motto in Snap Beans, as in all other seeds.

Culture.—For the earliest crop they should be planted just as soon as the weather gets warm—in this section, about the 1st of April: farther south from the 1st to the 15th of March. To have a succession, they should be planted every two weeks throughout the summer until the middle of August, or, farther south as late as September 20th. Late Snaps make a very satisfactory crop, and should be much more largely grown than at present. For field culture beans should be planted in rows $2\frac{1}{2}$ to 3 feet apart, and about 5 inches between the beans, covering the seed to a depth of about 2 inches. If to be cultivated by hand in small gardens, the rows may be 2 feet apart. Up to the time of blooming, cultivate often, but never when the vines are wet, as the pods and leaves would become discolored. It will require one quart to plant 100 feet of drill; $1\frac{1}{2}$ bushels to plant an acre.

Pints of Beans can be ordered at quart rates, half-pecks at peck rates, half-bushels at bushel rates.

McMillan's Earliest Red Speckled Valentine. Our stock of this is very superior, being the true round-podded Valentine, selected and grown with special reference to its productiveness, size and shape of pods. Truckers and market gardeners can rely upon this as being one of the best strains of Valentines on the market. This variety is a standard, both for gradeners and truckers and for home use. Pods are round and thick: flesh of finest quality, and unequalled in uniformity of ripening. Pkt. 5 cts: qt. 20 cts: pk. \$1; bushel about \$4.00.



McMillan's Earliest Red Speckled Valentine.

SNAP BEANS *Continued*

Bountiful. An extra-early Green Snap Bean of fine table qualities, and we recommend this variety very strongly as an extra-early green-podded Bush Bean, to come in at the same time as the six weeks or Mohawk. The plant is of remarkable handsome and thrifty growth, and is practically rust-proof. It is very hardy, extremely early, very prolific and bears continuously for several weeks. The pods are of large size, thick, broad, extra long, very uniform in shape, solid meaty and of high quality, and have a delicious flavor exclusively their own. Desirable both for home use and market. Pkt. 5 cts; qt. 25 cts; pk. \$1.40, bus. about \$4.50.

Longfellow. A most valuable new round-podded Snap Bean. Has long, green pods, always solid. Is exceedingly prolific and is really an ideal round-podded string Bean. The pods are of an attractive green color, perfectly straight and round, and is extra-early in maturity. This Bean promises to be one of the most desirable and profitable varieties in cultivation, both for market gardeners and truckers. It yields more snaps to the acre, is uniform in ripening, and the pods fill baskets quicker. It is also a most desirable

Bean for private garden, as it is tender and of excellent flavor when cooked. Pkt. 5 cts, qt. 25 cts; pk. \$1.20; bushel \$5.00.

Giant Stringless Green-pod. A most valuable acquisition in round-pod Snap Beans. Makes large pods; stringless round full and fleshy. Is a good bearer, and a strong, healthy grower. A most desirable kind, both for market and home use. Pkt. 5 cts; qt. 25 cts; pk. \$1.25; bushel \$5.00.

Burpee's Stringless Green-Pod. The strong points claimed for this variety are that it is hardier and will stand frost better than other early kinds, and that it is entirely stringless. It makes a round-podded snap, which is tender, and of excellent table qualities. Pkt. 5 cts; qt. 25 cts; pk. \$1.25; bushel \$5.00.

Refugee, or 1.000 to 1. This is really one of the best snaps for general use or for main-crop. It is enormously productive. The snaps are round-podded, tender and of excellent table qualities. Later than the early kinds, but continues in bearing much longer. Pkt. 5c; qt. 20c; pk. \$1; bus. about \$3.50.

YELLOW or WAX-PODDED VARIETIES.

For Home Use, tenderness and superior table qualities, the Pencil-Pod, Golden Wax, Kidney's Rustless and Black Wax are the best. For market and shipping Currie's Rust-Proof, Wardwell's and Davis Kidney Wax are the most popular kinds.

Keeney's Rustless Golden Wax. A vigorous growing and wonderfully productive Wax Bean of excellent table quality. Bears continuously for several weeks, if the pods are picked as soon as ready. The pods are thick, meaty, entirely stringless, tender, and of fine quality. The plant throws out long, pod-bearing tendrills, which appear at first like runners, but it will be found to be a true Bush Wax Bean. We recommend it very strongly for its productiveness and the fine quality of beans produced. Pkt. 5 cts; qt. 25 cts; pk. \$2.00; bus. \$6.00.

Black Wax. A favorite main-crop wax variety. Pods are round, waxy yellow, solid and tender. Desirable for home use on account of its superior tenderness and flavor when

cooked. Pkt. 5 cts; qt. 25 cts; pk. \$2.00; bushel about \$6.00.

Davis Kidney Wax. A first-early Wax Snap Bean: nearly always rust-proof, and extraordinarily productive. It holds its pods well on the ground: always matures plump full and solid, and of beautiful yellow appearance. This one of the best and most profitable shipping Snaps in our list, but rather undesirable for home use, as it is not equal to table qualities to other kinds. Pkt. 5 cts; qt. 25 cts; pk. \$1.75; bushel about \$6.00.

Wardwell's Kidney Wax. One of the most popular and productive wax sorts. The pods are long, thick and tender. A great favorite for shipping, the home market and family garden. Pkt. 5 cts; qt. 25 cts; pk. \$1.40; bushel about \$5.

LIMA BEANS. Pole and Bush Varieties

Lima Beans are not only profitable to grow for sale as green shell Beans, but are also a most satisfactory crop to grow to sell as dried beans on our market during the winter. The dried beans are always in demand, and usually bring very good prices. They are a crop that can be grown to the best advantage in the South, both by farmers and truckers. McMillan's Prolific Bush, McMillan's Improved Pole, and the Small Lima are the best kinds to grow for this purpose.

Culture.—Lima Beans should not be planted before the weather gets warm, in May. Of the large-seeded sorts, such as Ford's Burpee's and Large Limas, one quart will plant one hundred hills; of the smaller sorts, one quart will plant about two hundred hills. Poles 8 to 10 feet in length should be firmly set in the center of hills before the seed is planted. Bush Limas should be planted 3 feet apart, dropping two or three beans 15 inches apart in the rows. Cover about 1 1/2 inches deep. It requires one and a half to two pecks to plant an acre.

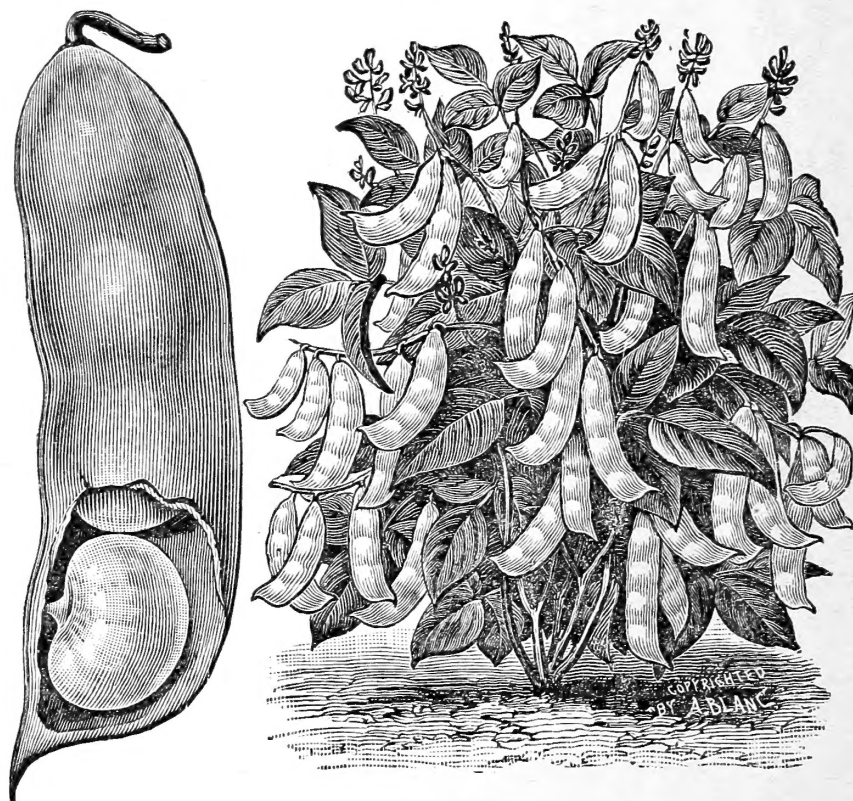
DWARF, or BUSH LIMAS

Henderson's Bush Lima. The original Bush Lima Bean. Of the true bush shape, the bush growing 18 to 20 inches high. Early to mature, productive and a sure cropper. Pkt. 5 cts.; qt. 25 cts.; pk. \$1.50, bu., \$6.00.

Burpee's Bush Lima. This is the bush form of the well known Large Lima, and although not so early or productive as the preceding variety, the large size of the beans make it desirable. Pkt. 5 cts.; qt. 25 cts.; pk. \$1.50.

POLE VARIETIES

Small Lima, or Butter (Sieva). Earlier and more productive than the large Lima. Very popular all through the South. Pkt 5 cts.; qt 25 cts.; pk. \$1.20.



Burpee's Bush Lima Beans.

LIMA BEANS *Continued*

Ford's Mammoth Podded Lima. This is without exception, the largest podded and most productive of all Large Limas. It is the result of twenty years selection by a successful market-gardener, and far surpasses in size and productiveness any other variety. The pods usually contain five to seven beans of most excellent quality. The vines grow vigorously, setting the beans early at the bottom of the pole, and continue bearing until frost. Pkt. 5 cts.; qt. 25 cts.; Pk. \$1.50; bushel, \$5.50.

Large White Lima. The only well-known sort, making large-sized beans of superior flavor. Pkt. 5 cts.; qt. 20 cts.; pk. \$1.25.

POLE or CORNFIELD SNAP BEANS

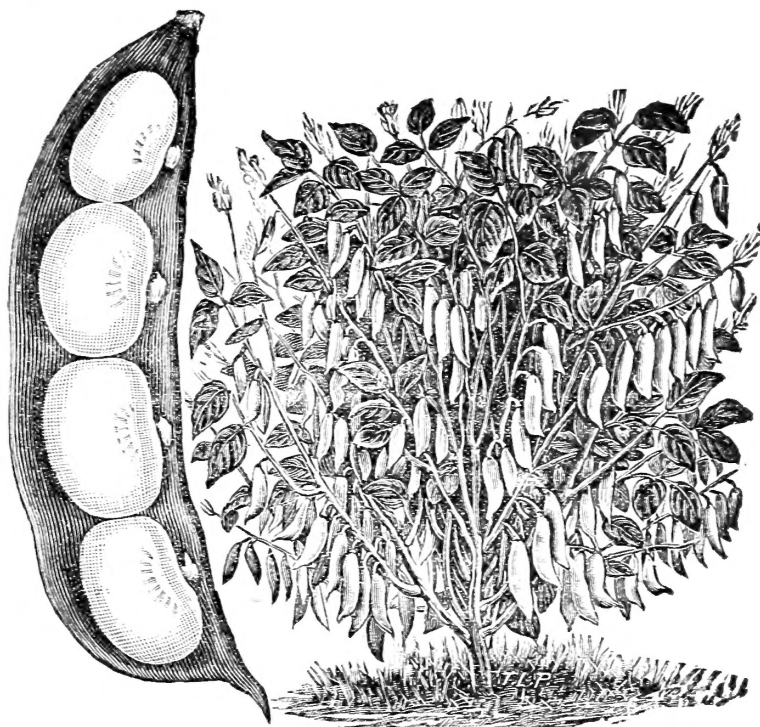
Very Productive and Continue Bearing Until Frost.

Culture.—Pole Beans are more sensitive to cold and wet than the Bush Beans, and should not be planted before May. Set poles eight feet long firmly in the ground, four feet apart each way, and put five or six beans eye downward, in each hill. It requires about one pint to plant one hundred hills, one to two pecks to plant an acre. They are also largely planted in corn.

Lazy Wife. This is really one of the best and most popular of Pole Beans, either for snaps, shelled beans, or dry beans for winter use. It makes the finest flavored of all snap sorts. Green pods, broad, thick. Very fleshy and entirely stringless. Each pod contains from six to eight round white beans which make excellent winter shelled beans. Pkt. 5 cts. qt. 25 cts; pk. \$1.60.



Lazy Wife Bean



Henderson's Bush Lima.

Old Homestead, or Improved Kentucky Wonder. This is the earliest of all green-podded Pole Beans. Enormously productive, bearing its pods in clusters. The pods are long crisp, and bright green in color. A very prolific variety, and one of the best in our list. Pkt. 5 cts; qt. 25 cts; pk. \$1.60.

Cut-Short, or Cornfield. Has red speckled beans: snaps resemble the Bush Valentine in appearance. Pkt. 5 cts; qt. 20 cts. pk. \$1.50.

Fat-Horse, or White Creaseback. One of the earliest pole snaps, exceedingly productive, pods in clusters. It is white-seeded, and in addition to its value as a Snap Bean, makes good dry beans for winter use. Pkt. 5 cts; qt. 25 cts; pk. \$1.50.

October, or Horticultural (Speckled Wren's Egg). This is used both for snaps and as shell beans, and is the variety so largely used for the famous "Boston Baked Beans." Pkt. 5 cts; qt. 20 cts; pk. \$1.50.

BRUESELS SPROUTS

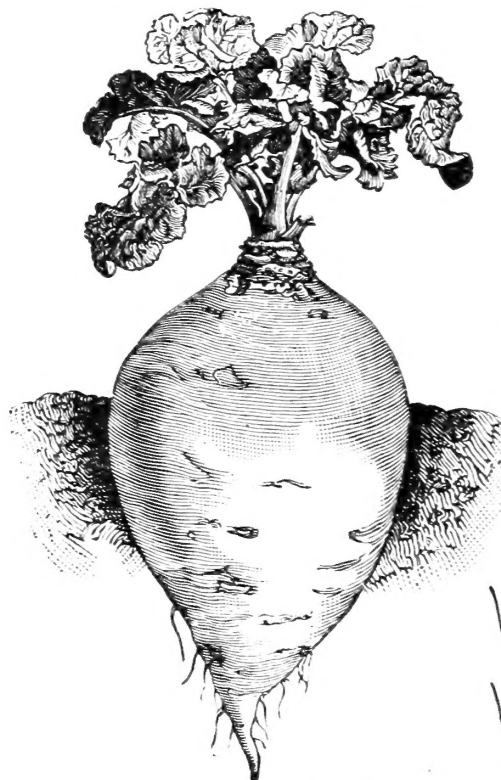
Produces along the whole length of stem a number of small sprouts, resembling miniature cabbages one or two inches in diameter; excellent flavor, and should be much more largely grown as it is much more desirable as a table dish than cabbage. In the fall break down the larger leaves, so that the little cabbage will have more room to grow. Sow in May or June and cultivate precisely like late cabbage, except that they can be planted closer together. One ounce of seed will produce about 1500 plants.

Perfection. The best variety; is closely covered with large compact sprouts. Pkt. 5 cts; oz. 15 cts; ¼ lb. 50 cts; lb. \$1.50.

OUR FALL CATALOGUE, Issued in August, Gives the fullest information about all Vegetable Seeds for fall sowing, also about Vetches, Crimson Clover, Seed Wheat, Oats, Rye, Barley, etc. This Catalogue will be mailed free upon request.

B E E T S

Culture.—For earliest use, sow Beet in hotbeds and transplant, cutting off the outer leaves when setting out. For early outdoor crop the sowing should be made as soon as the ground can be worked, while the main sowing should be made in March or the beginning of April. Beets thrive best in light, loose, fresh, clean, deeply worked soil, that has been well manured for the previous crop. Winter Beets and Mangles should be sown in April or May, and can be put in as late as June, although at this late date there is some risk, and the seed should be carefully soaked before sowing. For field culture, the seed should be sown in drills 2 to 2½ feet apart and covered to a depth of about one inch. Thin out the plants to 4 inches apart. One ounce of seed will sow 50 feet of drill: six to eight pounds required for one acre. For a small garden the drills need not be more than 15 inches apart. Garden Beet can also be sown in June or July, to come for use during the fall and early winter.



Long Blood Red Beet

- ✓ **Extra-Early Bassano, or Sugar.** Very early, sweet and tender: light color. Pkt. 3 cts. oz. 7 cts; ¼ lb. 15 cts lb. 35 cts.
- ✓ **Extra-Early Eclipse.** Very early, handsome, smooth, dark, round-shape Beet. Small top, and of excellent table qualities. Makes an attractive seller in market. Pkt. 5 cts; oz. 10 cts; ¼ lb. 20 cts. lb. 60 cts.
- ✓ **Dirigo.** A new variety, valuable on account of its earliness. It has a small top, slender stems and smooth skin. The color of the flesh is uniformly dark crimson, with beautifully marked rings. The flesh is crisp and sweet. It is flattish round in shape. Pkt. 3 cts; oz. 7 cts; ¼ lb. 15 cts; lb. 40 cts.
- ✓ **Crosby's Improved Egyptian.** As a first early sort, both with truckers and private gardeners, this is easily the most popular Beet in our list. It is the result of very carefully selection by Mr. Crosby, a noted market-gardener, whose aim was to secure a perfect outdoor, quick-growing variety. The results were a handsome from, good size few small tops, very small tap-root, and above all, quick and rapid growth. The shape is very desirable, not quite so flat as the ordinary Egyptian nor so round as the Eclipse. Takes on its turnip shape and looks well, even in the early stage of its growth. This is a decided advantages, both for forcing and early cropping, and accounts very largely for its popularity. Pkt. 5 cts; oz. 8 cts; ¼ lb. 20 cts. lb. 50 cts. Special prices on large lots.
- ✓ **McMillan's Dark Red.** A blood-red early, turnip-shaped variety. Has small up-right tops; fine round shape. Skin and flesh dark blood-red. Very tender and sweet. Remarkably uniform in growth, and a particularly desirable sort for truckers and market gardeners. Pkt. 5 cts; oz. 10 cts; ¼ lb. 15 cts; lb. 60 cts.
- ✓ **Edmand's Early Blood Turnip.** Of beautiful round form and good size: flesh dark red and finest quality. Pkt. 3 cts; oz. 7 cts. ¼ lb. 15 cts lb. 40 cts.
- ✓ **Long Smooth Blood.** An excellent dark-fleshed main crop sort. Very tender and sweet, and remaining so when they are kept until spring. Pkt. 3 cts; oz. 7 cts ¼ lb. 15 cts. lb. 40 cts.

CAULIFLOWER

Culture.—Sow in gentle hotbeds in January or February, and cultivate as early cabbage. Work well, manure liberally, and give plenty of water. This is absolutely necessary. After they begin to head, fasten the leaves together over the top to protect from the sun and keep white. For late crop sow end of May or early June, and transplant to a moist, rich soil, and cultivate as for winter cabbage. For fall planting sow in September, and transplant in November, same as early cabbage. They require plenty of manure, moisture and good culture. If these conditions are supplied as fine Cauliflowers can be grown in the South as anywhere in the United States, and they would be one of our best paying crops. One ounce of seed will produce about 2,000 plants.

Insect Remedies.—The same insects attack Cauliflower that attack Cabbage. See under head of Cabbage for remedies. One ounce Salepeter dissolved in 12 parts of water and sprinkle on the Cauliflower or Cabbage heads is also an excellent remedy for the green cabbage worm.

McMillan's Earliest Snowball. This is the best of all Cauliflowers for Southern growers. It is the earliest to head, and a remarkable sure header, making large, solid perfect heads of pure white color and finest quality. Excellently adapted for forcing as well as for growing out of doors. Pkt. 20 cts; ¼ oz. 75 cts. oz \$2.50 ¼ lb \$8.00.

CORN SALAD or FETTICUS

Sow early in the spring in rows one foot apart, and make successive sowings as often as desired. For early salad sow in September, and, when severe weather comes on cover with clean straw or leaves. Cover lightly and tread the rows to make the soil firm. Work thoroughly and water abundantly.

Large-Seeded.—pkt. 5 cents; ounce 10 cents; ¼ pound, 15 cents, pound 60 cents.

TO TRUCKERS AND MARKET GARDENERS

Our pound and bushel rates are our rates to truckers and market gardeners, and will be found to compare very favorably with prices quoted by other first-class seedsmen. While these prices are as low as we can sell seeds in small quantities, still where truckers or market gardeners desire to buy seeds in large quantities, we can make special prices. If you will write us, or send us a list of your requirements, we shall be pleased at any time to advise you the lowest price at which we can fill your orders.

McMILLAN'S THOROUGHbred CABBAGE SEED

The largest truckers in the South pronounce **McMillan's Cabbage Seed**, unequalled in profitable crop results, and our sales of Cabbage Seed, which have always been very large, are increasing rapidly every year. This is the best of evidence as to the profitable crop results from the use of **McMillan's Cabbage Seed**, and as to its superiority, both for home use and market.

Culture.—For the earliest crop or earliest setting out in the spring it is best to use plants which have been wintered over, either out of doors or in coldframes. These can be set out as soon as the weather will allow, in February or March. For setting out to follow in succession to the earliest crop, the early varieties of Cabbage can be sown in hotbeds or coldframes in January, February or March. Later sowings of the early kinds can be made out of doors in March or April. For late or winter Cabbage, the seed should be sown in April, May or June, setting out the plants in July or August, to head up during the late fall and winter. **Fall sowing of Cabbage**, for setting out in the fall or early spring, should be made about the 20th of September. If sown earlier than that, Cabbage is likely to shoot to seed when set out in the late fall or early spring. The rows for early Cabbage should be 2½ to three feet apart, setting the plants about 18 inches apart in the row. Late Cabbage, being larger growing, should be given a little more space than the early Cabbage; say, the rows 3 feet apart by 2 feet between the plants. One ounce of Cabbage Seed will produce about 2,000 plants; six ounces will produce enough plants to set out an acre.

Soil and Fertilizer.—Cabbage requires good, rich soil, or plenty of manure and fertilizer, to grow it to best advantage, and also requires to be worked frequently and deeply. The best commercial fertilizer to be used for Cabbage is Mapes Vegetable Manure or Lister's Standard Bone Superphosphate. Both of these fertilizers are made from an animal bone basis, and give excellent results on this crop.

Insect Remedies.—For the flea-beetle, which eats the plants in the seed-bed, the remedies are slug-shot or tobacco dust, apply while the dew is on the ground. For the green cabbage worm apply slug-shot. Paris green mixed with land plaster, or flower is also efficacious. This should be mixed at the rate of one ounce of Paris green to six pounds of flower or land-plaster, and applied after a rain or when the dew is on the plants. A solution of salt water or saltpetre and water sprinkled upon the plants is also used to advantage by some growers. For the terrapin or spotted cabbage bug, hand-picking is the only remedy. Mustard plants growing in the cabbage rows will draw the bug from the cabbage, and the mustard can be pulled up and burnt, and the bugs destroyed in this way.

McMillan's Selected Early Jersey Wakefield

Thorough-grown Stock, pronounced by our leading truckers and market-gardeners as the best stock of Early Wakefield Cabbage on the Market.

The most popular and largely grown variety for fall and early spring planting. It has pyramidal heads, with blunt peaks, is solid, uniform and compact growing. Has small outside foliage, and can be planted closer together than the larger varieties. Our seed is specially grown for us by one of the most successful Long Island growers, and has no superior for quality or earliness. Pkt. 5 cts; oz. 20 cts; ¼ lb. 60 cts; lb. \$2.00.

Early Spring.—A quick-growing and popular flat-headed early variety. It is compact in growth, has few outside leaves, which enables it to be planted closer than other varieties; 21 to 24 inches apart is amply sufficient to set

the plants. It is tender, and of desirable table qualities, and makes altogether a most desirable first-early cabbage, both for the trucker and the private gardener. Per pkt. 5 cts; oz. 20 cts; ¼ lb. 60 cts; lb. \$2.00.

McMillan's Charleston Wakefield

The largest and most solid-heading of early Cabbage, and best main-crop early variety.

Is only a few days later than the Early Jersey Wakefield, but is larger in size, more solid, and not liable to burst, and is a very popular and profitable variety. Of excellent flavor, and equally valuable both for market and home use. Our stock has no superior. Pkt. 5 cts; oz. 20 cts; ¼ lb. 75 cts; lb. \$2.00.

Winnigstaüt. Medium early; makes very firm conical-shaped, hard heads. Pkt. 3 cts; oz. 15 cts; ¼ lb. 40 cts; lb. \$1.25.

Henderson's Early Summer. A splendid sort for market gardeners, coming in just after the Wakefield. Makes large, fine round heads. Pkt. 3 cts; oz. 20 cts; ¼ lb. 50 cts; lb. \$2.00.



McMillan's Charleston Wakefield

Early Drumhead. A medium-early round-headed Cabbage makes good solid heads. Pkt. 3 cts; oz. 20 cts; ¼ lb. 60 cts; lb. \$2.00.

Henderson's Succession. A good second-early Cabbage, making large flat heads similar to All-Seasons. Pkt. 5 cts; oz. 20 cts; ¼ lb. 50 cts; lb. \$2.00.

Early Flat Dutch. One of the most popular and reliable of the medium-early varieties. Makes large, flattish-shaped, solid heads. Pkt. 5 cts; oz. 20 cts; ¼ lb. 50 cts; lb. \$2.00.

All Seasons. An "all-season" variety, being equally good for fall and winter as for summer use. Ready for cutting nearly as early as Early Summer, and is much larger in size. The heads are large, solid, round, flattened on top, and of best quality. Pkt. 5 cts; oz. 20 cts; ¼ lb. 50 cts; lb. \$2.00.

Solid South. A magnificent cabbage, resembling the Early Summer but is earlier, larger, more uniform, has

fewer outside leaves, and is less liable to run to seed when sown in the fall. All who have grown this variety are enthusiastic in its praise. Does well both for early and late crop, and is equally well adapted for the family garden and for shipping. Pkt. 5 cts; oz. 20 cts; ¼ lb. 50 cts; lb. \$2.00.

All Head Early. Compact-growing hard-heading flat variety recommended principally for summer and early fall crops but when sown late also makes excellent, solid and good-keeping winter Cabbages. Pkt. 5 cts; oz. 20 cts; ¼ lb. 50 cts; lb. \$2.00.

Surehead. For a sure header this has proved one of the best of main-crop Cabbages. Grows very large and solid and will be found a fine sort for late crop. Pkt. 5 cts; oz. 20 cts; ¼ lb. 50 cts; lb. \$2.00.

Autumn King, or World Beater. This variety is claimed to be the best keeper, the largest, and the king of all winter Cabbages. It produces large, solid heads, often weighing 20 to 30 lbs. each. The interior is close, crisp, fine-grained and white. A very popular late Cabbage in some sections, but with us has not proven to be as desirable as our McMillan's

Prize Head Late Flat Dutch. Pkt. 5 cts; oz. 20 cts; ¼ lb. 50 cts. lb. \$2.00.

Buncombe, or North Carolina. A variety in great favor in Western North Carolina. Makes large, firm heads, very hardy, and a good keeper. Specially recommended as a winter Cabbage. Pkt. 5 cts; oz. 20 cts; ¼ lb. 50 cts; lb. \$2.00.


Large Late Flat Dutch. An old, popular variety, making large, solid flat-shaped heads; one of the best winter Cabbages. Pkt. 5 cts; oz. 20 cts; ¼ lb. 50 cts; lb. \$2.00.

Large Late Drumhead. This resembles the Flat Dutch, but is rounder in shape. The heads are large and solid; an excellent keeper. Pkt. 5 cts; oz. 20 cts; ¼ lb. 50 cts; lb. \$2.00.

McMillan's Prize-Head Late Flat Dutch. This is a most superior strain of Late Flat Dutch Cabbage, and one that has given the very best crop results and satisfaction all through the South, our customers who grow it pronouncing it the largest yielding and surest cropping of late fall and winter Cabbages. It is specially suited to the South, and we strongly recommend all who grow Cabbage for late fall and winter to use our Prize-Head Late Flat Dutch. Pkt. 5 cts; oz. 20 cts; ¼ lb. 50 cts; lb. \$2.00.

American Perfection Drumhead Savoy. The Savoy Cabbage are very tender and of fine flavor; very much superior in this respect to the ordinary late fall and winter Cabbage. Should be much more largely grown both for home use and market. The strain of American Drumhead Savoy which we offer makes large-sized heads of most superior quality, and truckers and private gardeners alike will find it an excellent variety. Pkt. 5 cts; oz. 20 cts. ¼ lb. 50 cts, lb. \$2.00.

Green Glazed. A vigorous-growing, worm-resisting variety-succeeding well in sections where it has been found difficult to grow other varieties on account of insect attacks. Pkt. 5 cts; oz. 20 cts; ¼ lb. 50 cts; lb. \$2.00.



McMillan's Atlanta Drumhead Cabbage
The Largest and Best Cabbage ever Introduced.

Package, 5 cents; ounce, 40 cents; ¼ pound \$1.00.

Red Dutch. Used principally for pickling. Pkt. 5 cts.; oz. 20 cts.; ¼ lb. 50 cts.; lb. \$2.00.

CELERY

Culture. Sow in February, March or beginning of April in drills 8 to 10 inches apart, in a bed of fine rich soil covering to a depth of one-fourth of an inch. If the soil is dry, press the earth with the back of spade or roller after covering, and keep clear of weeds, or the young plants will be smothered out. Transplant from July to October. September plantings succeed excellently, and require less labor than setting out earlier. To prepare a bed for Celery throw out the earth to a depth of 6 inches, 4 or 5 inches wide, and put in 3 or 4 inches of well-rotted manure, dig in well, and cover with fine soil. Set the plants 6 to 8 inches apart, in rows one foot apart, press the soil firmly to the roots, and when the plants are large enough earthing up can be commenced. The plants will need to be earthed up two or three times, and in doing this care should be taken not to let the earth get into the heart of the plant. When severe cold weather comes on, cover gradually with leaves, hay or straw, and place boards on top; water-proof felt paper is also used. In such a bed the stalks will blanch perfectly, and may be taken out during the winter for sale or use, as required. In field culture, when the celery is to be earthed up in the field for early use, the plants are set on surface, in rows 4 feet apart, and the plants set 6 inches apart in the row: or, if the plants are to be taken up and blanched in the cellar for winter use, they may be set in rows as close as 2 feet apart. Celery requires frequent cultivation, and the earth drawn up to the plants as rapidly as it makes growth. Celeriac, or Turnip-Rooted Celery, needs no earthing up, and may be planted in rows 18 inches apart.

Golden Self-Blanching. Originator's stock. French-grown seed. A vigorous-growing and handsome variety, decidedly better of quality than the White Plume, and is large in size. It is of compact growth, with a large, solid heart, and thick-ribbed stalks, which blanch easily. Is crisp and solid, free from stringiness, and of most delicious flavor. Color beautiful golden yellow, both stalks and leaves. Largely used by our southern truckers and gardeners. Our strain of this variety is unsurpassed. Pkt. 10 cts.; oz 35 cts.; ¼ lb. \$1; lb. \$3.50.

Improved White Plume. This matures and can be used earlier than any other Celery, being entirely white or light foliage, which requires little earthing up to blanch. It is handsome in appearance, and of good quality, but as it is not a very good keeper should be planted only for early use. Pkt. 5 cts.; oz. 20 cts.; ¼ lb. 60 cts.; lb. \$2.00.

Pink Plume. Similar to the well-known White Plume, except that stalks are tinged with pink; very attractive appearance and good flavor. A strong growth, requiring but little blanching to make it ready for use. Pkt. 5 cts.; oz. 20 cts.; ¼ lb. 60 cts.; lb. \$2.00.

Giant Pascal. One of the most popular Celeries in our list. Easily blanched; a fine keeping sort, of excellent flavor. Has large, thick, solid stalks, beautiful golden heart, and blanches quickly. Of splendid keeping qualities, and is one of the best for winter use. Pkt. 5 cts.; oz. 20 cts.; ¼ lb. 60 cts.; lb. \$2.00.

Celery Seed for Seasoning. Oz. 5 cts.; ¼ lb. 10 cts.; lb. 40 cts.

CELERY PLANTS. We can supply all the principal kinds of Celery plants in season. 35 cts. per 100; \$3 per 1,000. Special price on large lots.

CARROTS

Our stock of Carrots are the very best; far superior to the cheap California seed, which produces large tops and rougher roots than our selected French-grown seed. Market gardeners particularly desiring roots of even form and color for bunching will be pleased with the stocks grown from our seed.

Culture. Carrots do best in a light, rich, loamy, deeply worked soil. Sow in drills 12 inches apart and $\frac{1}{2}$ inch deep, and afterwards thin out to 3 to 6 inches apart. Fertilize with well rotted stable manure and a rapidly available potash fertilizer. The early varieties should be sown as early in the spring as the ground can be worked, and the later sorts from middle of March until June. In dry weather soak the seed before sowing. To keep for winter use for table, horses or cattle, pack the roots in moderately dry earth or sand in the cellar; or they can be pitted out of doors and covered with a few inches of straw and 6 or 8 inches of earth to keep out the frost. One ounce of seed will sow 100 feet of drill three or four pounds to one acre.

Insect Remedy.—If the Parsley or Carrot Worm attacks the foliage, use slug-shot, applying while the dew is on.

Chantenay, or Model. This is pre-eminently the Carrot for the market gardeners or home use. It is beautiful in shape, and its table qualities are unsurpassed. The roots grow 5 or 6 inches long, are thick and decidedly stump rooted. It is a heavy copper, and the roots are usable very early. We recommend it very highly for its crisp and tender flesh and its all-round usefulness. Pkt. 5 cts.; oz. 10 cts.; $\frac{1}{4}$ lb. 20 cts.; lb.

60 cts.

Oxheart, or Guerande. An entirely distinct variety, and deserving of general cultivation. Grows 3 to 4 inches in diameter, nearly oval in shape, and the quality is all that can be desired. Pkt. 5 cts.; oz. 8 cts.; $\frac{1}{4}$ lb. 20 cts.; lb. 60 cts.

Half-Long Danvers. Thick-growing good quality, and makes very satisfactory yields. Pkt. 3 cts.; oz. 10 cts. $\frac{1}{4}$ lb. 20 cts.; lb. 60 cts.

Improved Long Orange. The most popular main-crop sort. The roots are long and tapering, of a deep orange color, and free from side roots. One of the best winter sorts, and is largely grown for table, market and stock. Pkt. 5 cts.; oz. 10 cts.; $\frac{1}{4}$ lb. 20 cts.; lb. 60 cts.

Large White Belgian (for stock). Makes a large yield of most nutritious and fattening feed for stock. Pkt. 5 cts.; oz. 10 cts.; $\frac{1}{4}$ lb. 20 cts.; lb. 40 cts.

COLLARDS

This is peculiarly a southern vegetable, and is highly prized by the people of this section, where it is used as greens. A sure cropper, and yields abundantly. Collards also make excellent stock feed. Collards are sown both early and late, same as cabbage.

True Georgia. The old standard sort, in use in the South for years. Pkt. 5 cts.; oz. 10 cts.; $\frac{1}{4}$ lb. 20 cts.; lb. 75 cts.

GARDEN CORN

Culture. Plant the early Corns in well-manured ground last of March or early in April. Sugar Corn should not be planted until the ground gets warm. Cultivate often, and continue planting at intervals of about two weeks for a succession of roasting-ears. The early varieties of Sugar Corn can be planted during July or first part of August for late roasting-ears. One quart will plant 200 hills, and from six to eight quarts one acre.

Pints can be ordered at quart rates, half-pecks at peck rates. If to be sent by mail, add 8c. pt.; 15c. qt. to cover postage:

Early and Extry-Early Corn

The first two varieties are not strictly Sugar Corn, but make most excellent Green Corn, and are especially valuable on account of their earliness.

Extra-Early Adams. The earliest white Corn in cultivation;

makes a small ear and stalk, and can be planted close together. Pkt. 5 cts.; qt. 15 cts.; pk. 75 cts.; bus. \$3;

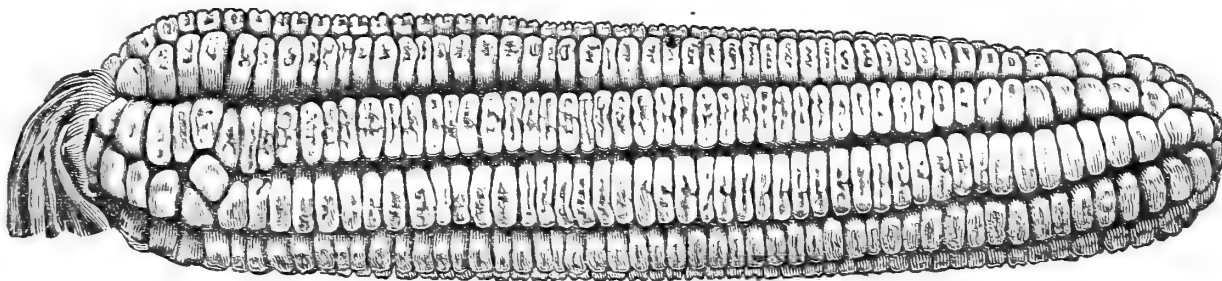
Early Adams or Burlington. Similar to the Extry-Early Adams, but a little later, and makes larger ears. It is earlier and hardier than the Sugar Corns, and as it makes a small stalk can be planted very close. Pkt. 5 cts.; pt. 10 cts.; qt. 15 cts.; pk. 75 cts.; bus. \$3;

SWEET, or SUGAR CORN

New White Evergreen. This valuable new Sugar Corn is a distinct improvement over the old Stowell's Evergreen. It produces handsome ears, well filled with deep grains of pure snowy whiteness, and of the most delicious sweetness. It is pronounced by experienced growers the best all-round Sugar Corn in cultivation. Pkt. 5 cts; pt. 25 cts; pk. \$1.50 bushel \$5.50.

Premo. The earliest Sweet Corn of all. A pure Sweet Corn from 5 to 7 days earlier than the Extra-Early Adams, and of the most delicious sweet flavor. Pkt. 5 cts; qt. 25 cts; pk. \$1.50.; bushel \$6.00.

Country Gentleman. Although a comparatively new variety, its many good qualities have brought it rapidly into favor. The ears are not only of good size, but are produced in great abundance, frequently yielding three or four good



Early Adams

ears to the stalk. Its table qualities are unsurpassed. Pkt. 5 cts; qt. 25 cts; pk. \$1.50 bushel \$6.00

Stowell's Evergreen. This has long been a great favorite. Its strong point is that it will remain in the green state longer than any other sort. Very tender and sugary. Pkt. 5 cts; qt. 25 cts; pk. \$1.50 bushel \$6.00.

POP CORN

Pop Corn grown for the local market is usually quite profitable, as there is nearly always a good demand for it for retailing at local stores. A pin-money crop for the boys and girls, as well as a crop that will give them a great deal of pleasure at the winter fireside,

Rice. This is probably the most popular and most generally used of all the Pop Corns. It pops pure white, the quality is excellent, and it is always in demand. Pkt. 5 cts; pt. 15 cts; qt. 25 cts; pk. \$1; bus. \$3; dozen ears 25 cts.

Queen's Golden. This is the large-eared and handsome yellow Pop Corn. The grains are large, pop perfectly white and are exceedingly tender. The stalks grow about 6 feet high and yield three or four ears each. Pkt. 5 cts; pt. 15 cts; qt. 25 cts; dozen ears 25 cts;

POP CORN FOR POPPING 8 CTS: PER LB.

CUCUMBER

Culture. For very early crop, plant in hotbed in pots or small paper boxes, or on pieces of sod, grass side down, so that they can be readily transplanted; or plant in the open ground as soon as the weather becomes settled warm, about the end of April or during May in hills about 4 feet apart each way. The hills should be previously prepared by mixing a shovelful of well-rotted manure with the soil. Put about ten seeds in each hill, and, when all danger of insects is past thin out to four plants. The fruit should be gathered when large enough, whether wanted or not, for if left to ripen on the vine it destroys its productiveness. For late pickling plant in June or July. One ounce will plant 50 hills, two pounds will plant one acre.

Early Green Cluster. Early to mature, bearing in clusters; prolific. An excellent early kind; also fine for small pickles in bottles or jars. Pkt. 5 cts; oz. 10 cts; $\frac{3}{4}$ lb. 20 cts; 1b. 60 cts.


Improved Early White Spine. In the large trucking districts this sort is grown more largely for shipping than all others. The Cucumbers grow to medium size very prolific, and are excellent for table use and for pickling. Pkt. 5 cts; oz 10 cts. $\frac{1}{4}$ lb. 30 cts; 1b. \$1.00.

Everbearing. Small-sized; very early and enormously productive. Continues long in bearing. Pkt. 5 cts; oz. 10 cts; $\frac{1}{4}$ lb. 20 cts; 1b. 60 cts.

Green Prolific Pickling. One of the best for pickling; dark green; very productive, and of uniform small size; preferred by pickle factories. Pkt. 5c.; oz. 10c.; $\frac{1}{4}$ lb. 20c.; 1b 60c.

Improved Long Green. The Cucumber for all purposes, being highly prized for table, market and pickling. Of dark-green color firm and crisp. The young fruits are best for sour pickles, the ripe ones for sweet pickles. Pkt. 5 cts; oz. 10 cts; $\frac{1}{4}$ lb. 20 cts; 1b. 80 cts.

Japanese Climbing. Distinct from other varieties, being a real climber, and can be grown on poles, trellises or porches. Vines extra strong; foliage more vigorous than other kinds. Very prolific of fruit, which is of bark green color, and of



Early Cluster Cucumber

good table qualities. A valuable interesting novelty. Pkt. 5 cts; oz. 10 cts; $\frac{1}{4}$ lb. 30 cts; 1b. \$1.

Gherkin, or Burr. Small prickly variety; used exclusively for pickles. Pkt. 5 cts; oz. 15 cts; $\frac{1}{4}$ lb. 35 cts, 1b. \$1.

EGG PLANT

The Egg Plant is peculiarly well adapted to our southern climate and should be in every garden. It makes a most delicious dish.

Culture.—Eggplants develop to the greatest perfection in a deep, rich loamy soil. In February or March sow in hotbeds and keep warm. When two inches high transplant to pots or to good, rich soil. About the middle of May set out three feet apart each way, and protect from bugs by dusting lightly with slugshot. One ounce will produce 1000 plants.

Insect Remedies.—For cut worm use poisoned bran or poisoned cotton seed meal, or wrap paper around the stem of the plants when setting out.

Black Beauty. This splendid new variety is quicker to set and mature its fruit than the New York Improved, it being claimed that it is fully ten days earlier than that variety. This is a very important point for our southern shippers and our market-gardeners. The plant is broad, well rounded, branching near the ground, and produces fruit in great profusion, and one of the largest eggplant growers stated that in his patch of Black Beauty last season there was not a plant with less than ten fruits, while many plants bore twenty perfect fruits. The color is a rich, lustrous purplish black, its satiny gloss and rich coloring covering the entire surface. The peculiar appropriateness of its name is best appreciated by those who have seen it, while experience in growing it proves its right to an even better claim than attractive appearance, as its excellent qualities make it a most desirable introduction, both for home use and for market. Pkt. 5 cts.; oz. 60 cts.; $\frac{1}{4}$ lb. \$1.70; 1b. \$6.00.


New York Improved Purple. The leading market variety. Plants of vigorous growth and very productive. Fruits of large size, with smooth, glossy, deep purple skin. Our stock of this variety is especially selected, both for size, shape and prolific qualities, and we recommend it particularly to those who plant for profit. Pkt. 5 cts.; oz. 50 cts.; $\frac{1}{4}$ lb. \$1.75; 1b. \$6.00.

shipping qualities are the very best, commission men reporting that it arrives in the very best condition, and brings the highest price in the northern markets. Pkt. 5 cts.; oz. 50 cts., $\frac{1}{4}$ lb. \$1.80; 1b. \$6.00.

PLANTS. Ready May and June.

To Market-Gardeners and Truckers

requiring large quantities of seeds we can frequently make special prices where quantity warrants. Shall be glad to quote prices or answer inquiries at any time.



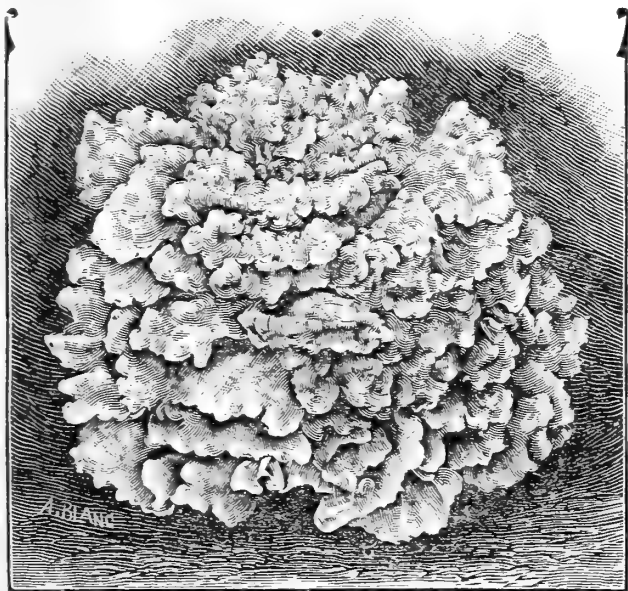
Black Beauty Egg Plant

Florida High Bush. A new strain of the New York Improved Eggplant, which has proved of the greatest value to our southern truckers and shippers in the section where it has been grown. It is remarkable for its vigorous growth and productiveness; is very hardy, and will stand more cold weather than the New York Improved. The hot sun does not blight the blossoms, as is the case with some other sorts. It resists drought and wet weather to a wonderful degree, partly on account of its strong, upright growth. It is of large size, first-class shape and superior flavor. Its

LETTUCE

Culture.—For a succession, sow at intervals of three weeks until end of April. For autumn use, sow in July and August. For fall planting, sow the hardy varieties in September, and transplant when large enough. Protect with straw, leaves or litter, and they will stand the winter, and head up in the spring; or they can be transplanted to cold-frames nine inches apart, to head up during the winter. Two crops can be grown under the same glass in one season. One ounce of seed will sow 200 feet of drill, and produce about 1,500 plants.

Insect Remedies.—Plant lice sometimes interferes considerably with Lettuce grown in hotbeds or greenhouses. The remedies are the application of tobacco dust to plants and soil, or fumigation with tobacco. For the green Lettuce worm the remedy is pyrethrum mixed with not more than three times its bulk of flour and dusted on the plants while the dew is on.



McMillan's Big Boston Lettuce

Early Curled Simpson. Makes a curly, loose head; early and tender. Pkt. 3 cts.; oz. 10 cts.; $\frac{1}{4}$ lb. 30 cts.; lb. \$1.

Mammoth Black-Seeded Butter. This is larger in size an quite an improvement over the ordinary Black-seeded Butter and the Salamander, and is a most desirable summer Lettuce. It is a cabbage-headed Lettuce of beautiful green color, forms large-sized, compact, tender heads, creamy white inside, and of a desirable rich, buttery flavor. It remains long in good table condition after reaching maturity. It resists heat and drought, and is slow to run to seed. For spring or summer this is a most excellent variety. Pkt. 5 cts.; oz. 15 cts.; $\frac{1}{4}$ lb. 40 cts.; lb. \$1.25.

McMillan's Cabbage. The best and most popular variety for outdoor growing. Makes large, solid heads of excellent quality. Stands cold weather better than other kinds. Being decidedly hardier than the Big Boston. Very popular and salable for market, and is also a most desirable variety for home use. Introduced by us more than twenty years ago, it has maintained its reputation, and is to-day one of the most popular Lettuces in cultivation. Pkt. 5 cts.; oz. 15 cts.; $\frac{1}{4}$ lb. 40 cts.; lb. \$1.40.

McMillan's Improved Big Boston. The best Lettuce for growing in hotbeds or coldframes for market or shipping. Tested, tried and proved. It has unquestionably taken the front rank as a winter and early spring market variety, and our sales of seed of this kind are larger than all other varieties put together, with the exception of McMillan's Cabbage Lettuce. It grows quickly, makes a large, solid head, packs and carries well to market, and fully merits its popularity for market and shipping. Pkt. 5 cts.; oz. 15 cts.; $\frac{1}{4}$ lb. 40 cts.; lb. \$1.25. Special prices to truckers and market-gardeners, in large quantities.

Early Prizehead. This Lettuce forms a large, tender, crisp head, of superior flavor, long remaining sweet and slow to run to seed. It is of a desirable green color, the outer leaves

slightly tinged with brown, giving it a very attractive appearance. Pkt. 5 cts.; oz. 10 cts.; $\frac{1}{4}$ lb. 30 cts.; lb. \$1.

Crisp-as-Ice. When grow quickly the leaves of this are exceedingly brittle and tender. Heads large, leaves thick, and nicely crimped, outer leaves touched with bronze. A very pretty Lettuce. Pkt. 5 cts.; oz. 15 cts.; $\frac{1}{4}$ lb. 40 cts.; lb. \$1.25.

Trianon Cos, or Celery Lettuce. Has no equal for quality, but must be sown early in a hotbed for best results. The heads are long and conical, often measuring 10 inches high by 18 inches in circumference. A short while before cutting, tie up the leaves, and they will blanch quickly and form solid heads, becoming as crisp as celery stalks. Pkt. 5 cts.; oz. 15 cts.; $\frac{1}{4}$ lb. 40 cts.; lb. \$1.25.

Improved Hanson. One of the Best summer Lettuces. Grows to a large size; solid and refreshingly crisp and tender. Pkt. 3 cts.; oz. 10 cts.; $\frac{1}{4}$ lb. 30 cts.; lb. \$1.

California Cream Butter. Largely grown by shippers to northern markets. Of distinct shape heading up like a cabbage, and almost as solid. Color light green, almost white. the flavor rich and buttery, and very tender. Pkt. 5 cts.; oz. 10 cts.; $\frac{1}{4}$ lb. 30 cts.; lb. \$1.

ENDIVE

Endive makes a most excellent salad or garnishing for use during the late summer and fall. Use same as lettuce.

Culture.—Sow in August in drills 18 inches apart, and, when large enough, thin out to one foot apart. When nearly grown, tie up the outer leaves to blanch the heart. In dry seasons give plenty of water.

Green Curled. The best variety for general use. Pkt. 5 cts.; oz. 10 cts.; $\frac{1}{4}$ lb. 30 cts.; lb. \$1.

White Curled. Finely cut leaves; almost white; can be used without blanching when young. Pkt. 5 cts.; oz. 10 cts. $\frac{1}{4}$ lb. 30 cts.; lb. \$1.

Sweet Pot and Medicinal Herbs

AISE. Cultivated for seasoning or garnishing, and used medicinally. Pkt. 5 cts.

BALM. A hardy perennial, used medicinally in cases of fever. Pkt. 5 cts.

BASIL, SWEET. The seeds and small tops are used in flavoring soups, etc. Pkt. 5 cts.

BENE. Excellent for cholera infantum, etc. Also recommended as a tonic food for chickens. Pkt. 5 cts.

CARAWAY. Seed aromatic. Used in pastry, confectionery, and for flavoring. Pkt. 5 cts.

CATNIP. Leaves are used, both green and dried, for seasoning. Pkt. 10 cts.

DILL. The leaves are used in soups, sauces and pickles. Pkt. 5 cts.

FENNEL. A perennial which is excellent for fish sauces. Pkt. 5 cts.

HOREHOUND. The leaves are used for seasoning, and also in making of cough and candy remedies. Pkt. 5 cts.

LAVENDER. A popular aromatic herb. Pkt. 5 cts.

ROSEMARY. The aromatic leaves are used for seasoning. Pkt. 5 cts.

RUE. For medical purposes, for colds and croup. Pkt. 5 cts.

SUMMER SAVORY. Used as culinary herb. Pkt. 5 cts.

SWEET MARJORAM. Used in soups, etc. Pkt. 5 cts.


SAGE. Used for seasoning, stuffing and sauces. Pkt. 5 cts.

THYME. For seasoning soups and stuffings. Pkt. 5 cts.

TANSY. Used for making bitters. Pkt. 5 cts.

KALE or BORECOLE

Culture. Sow either broadcast or in drills 18 inches apart from the first of September till the middle of October. It may also be sown in February or March, at which time the Smooth or Spring Kale is the best. Of late years the latter has been largely sown in the fall, making greens earlier than the winter sorts. Protect with straw or coarse litter in severe weather, and it can be cut during the winter and spring. Sow sorts at the rate of three or four pounds to the acre. Spring Kale can be sown broadcast at the rate of eight pounds to the acre, or four or five pounds in drill. It is much the best to sow the winter kinds in drills and give some cultivation.



Dwarf German Kale

Curled Siberian. (Blue Kale). The old standard winter variety. The leaves are a bright green color, tinged with purple, and beautifully curled and delicate in flavor. In the latitude of Atlanta it will stand throughout the winter without protection. Pkt. 5 cts; oz. 10 cts; ¼ lb. 20 cts; lb. 60 cts 5 lbs. and over 35, cts; per lb.

Dwarf German. One of the most popular shipping sorts; very largely used in the Georgia trucking districts. The leaves are of a bright green color beautifully curled. Should be sown in rows in August and September. Pkt. 5 cts; oz. 10 cts; ¼ lb. 20 cts; lb. 50 cts. In 5-lb. lots and over 45 cts. per lb.

KOHLRABI

Culture—An excellent vegetable, and should be grown in every garden. It is prepared for the table like turnips, and is very palatable and tender, with a fine and delicate flavor. For early use, sow in April in rows 18 inches apart, and thin out to 8 inches between the plants. For winter use sow in June and July, and thin out as above. One ounce will sow 200 feet of drill.

Early White Viena. The best market and table sort; the flesh white and very tender. Pkt. 5 cts.; oz. 15 cts.; ¼ lb. 40 cts.; lb. \$1.40.

LEEK

Culture.—The Leek is generally considered superior to the onion for soup-flavoring, etc. Sow as early as practicable in the spring in a light, rich moist soil, in drills half an inch deep. When six or eight inches high trim off the tops and roots, and transplant to rows one foot apart and six inches apart in the row, setting them three to four inches deep and earthing up as they grow, so that the necks will become well blanched. May also be sown in coldframes in September, and the young plants transplanted in the fall or early spring to where they are to remain. One ounce will sow about 100 feet of drill.

Large Flag. Hardy and productive. The standard variety. Pkt. 5 cts. oz. 10 cts. ¼ lb. 25 cts; lb. 75.

McMILLAN'S WATERMELON SEEDS GROWN IN THE SUNNY SOUTH

"Green rind, red meat, full of juice,—And so sweet!"

If you want quality, sweetness and the best melons that it is possible to grow plant our Southern-raised Melon Seed. Western or Western grown melon seed doesn't begin to compare, when you consider the quality of the fruit produced.

Culture.—Cultivate exactly like cantaloupes, but give more room, say 10 to 12 feet apart each way. They should not be planted near pumpkins, gourds, or their species, as they will hybridize and injure the flavor of both. One ounce will plant thirty hills; three pounds will plant an acre.


Insect Remedies.—The same remedies as used and recommended for cantaloupes.

Halbert Honey. The strong points in favor of this new Water-melon are its superb flavor, sweetness, tenderness and fine table qualities. It has a dark rich-colored, glossy green rind, very attractive in appearance which, with the beautiful crimson color of the flesh, and fine flavor, makes it especially desirable. It is early to mature, and will prove to be a most desirable kind, both for a home melon for private use and for near-by market. Pkt. 5 cts; oz. 10 cts; ¼ lb. 20 cts; lb. 60 cts.


Harris' Earliest. A new Watermelon, which is unquestionably the earliest Watermelon in the market, being earlier and decidedly superior as a shipping and market melon to the Dark Icing, which hitherto has been one of the best early melons, but, owing to its tender rind, is not a good shipping sort. This melon is also remarkable for its productiveness, and will outyield any early melon in cultivation. It is remarkably uniform in shape; having mottled skin with green and white stripes, making a most beautiful and attractive appearance. The flesh is red. The

melons weigh from 12 to 40 pounds, the average being 15 to 20 pounds. Growers who have planted this variety have been remarkably well pleased with it, and are unanimous in its praise as the best early Watermelon in cultivation. We specially recommend it to melon-growers who grow for market and shipping. It will also be found a most valuable variety for the earliest melon for home use. Pkt. 5 cts. oz. 10 cts; ¼ lb. 30 cts; lb. \$1.

Dark Icing. A splendid extra early melon and excellent variety for either home use or near-by market. An attractive and popular melon. Dark green rind, the flesh is of a deep rich red color and of a most delicious flavor. Pkt. 5c. oz. 10c. ¼ lb. 15c. lb. 60 cts.



Harris' Earliest



Triumph

New Monarch. This new melon originated with one of our largest southern melon-growers, who is enthusiastic in its praise as a shipper and home-market melon, combining also what is so seldom found in shipping and market varieties high quality for the table. The color of the rind is a mottled silvery gray thoroughly distinct and attracting attention wherever it is seen. The flesh is bright crimson solid tender, sweet and of fine flavor, ripening through and through. The vines are very vigorous and productive. Pkt. 5 cts; oz. 10 cts; $\frac{1}{4}$ lb. 25 lb. 75 cts.

Dixie. A cross of the Kolb Gem and the Mountain Sweet, a good shipping melon. It ripens early, the vines are strong and vigorous and the fruit large. Pkt. 5 cts; oz. 10 cts. $\frac{1}{4}$ lb. 15 cts. lb. 60 cts.

Improved Georgia Rattlesnake. The old Rattlesnake has always been regarded as a fine melon. Our strain is the result of careful selection by an experienced melon grower through several years of careful and watchful work. The rind is thin and tough, the flesh deep scarlet, the flavor unsurpassed by any other sort. We strongly recommend it both for shipping and home use, combining to an unusual degree, splendid shipping and table qualities. Our improved stock is very much superior to the ordinary Georgia Rattlesnake Watermelon. Pkt. 5 cts; oz. 10 cts; $\frac{1}{4}$ lb. 30 cts; lb, \$1; 5 lbs. and over 90 cts; per pound.

The Jones, or Jumbo. Our stock of this has been very much improved by careful selection for several years past, and we unhesitatingly recommend it as one of the best Watermelons in our list. It grows to a large size, skin of a dark green color, with indistinct stripes. Flesh bright red, exceedingly sweet, juicy and melting. We recommend it very strongly, both as a market melon and a splendid melon for home use. Pkt. 5 cts; oz. 10 cts; $\frac{1}{4}$ lb. 15c; lb. 60c.

Peerless or White-Seeded Ice Cream. A most desirable home-market melon, specially recommended both for its quality and productiveness. Medium early, fruit oblong, light, mottled green; flesh bright scarlet, solid to the center, melting and delicious. Pkt. 5 cts; oz; 10 cts; $\frac{1}{4}$ lb. 20 cts; lb. 60 cts.


Jackson. The Jackson Watermelon has long been a prime favorite wherever grown. It originated in this section, and is has been our special pride to not only maintain but improve upon its original excellence. It is really one of the most desirable melons for home use or home market in cultivation. It has mottled green rind, flesh firm and sweet of delicious flavor; it ripens close to the rind, and has a solid tender heart. We unhesitatingly recommend it as one of the most superior on our list. Pkt. 5 cts; oz. 10 cts; $\frac{1}{4}$ lb. 25 cts; lb. 75c.

Duke Jones. This is somewhat similar to the Jones, but is better for a shipping melon as it has better carrying qualities. It grows to a large size, is early to mature; skin of dark green color, with indistinct strips, giving it a very attractive appearance. The flesh is a bright red, exceedingly sweet juicy and melting. It grows to a large size, is very prolific, and of finest flavor. Customers who have grown this variety are very much pleased with it. Pkt. 5 cts; oz. 10 cts; $\frac{1}{4}$ lb. 15 cts; lb. 60 cts; in five-pound lots and over 50 cents per pound.

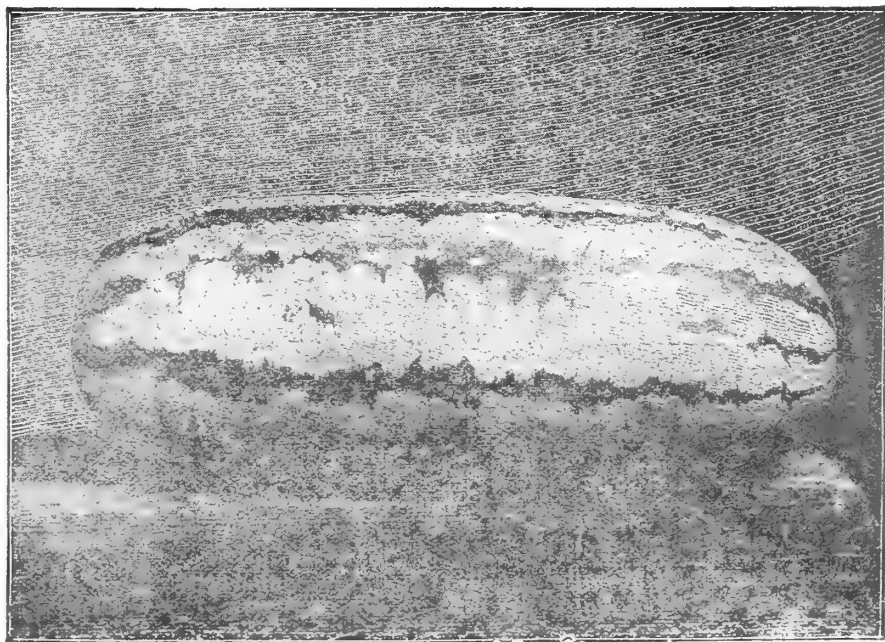
Eden. Originated by Mr. C. H. Mathis, one of the largest melon growers in the South. It is a successful cross of the Kolb Gem and Rattlesnak, combining the good

shipping qualities of the Kolb Gem with the splendid table qualities of the Rattlesnaks. It is similar in shape and appearance to the Kolb Gem excepting that it has a brighter stripe and is a little more attractive in appearance. Is becoming popular wherever grown. Pkt. 5 cts; oz. 10 cts; $\frac{1}{4}$ lb. 15 cts; lb. 60 cts.

Carolina Bradford. A favorite above all others in sections where it has been grown. It makes a strong healthy growth of vine, and is very productive. The melons grow to a large size, elongated in shape; rind dark green, with darker stripe; flesh red, and remarkably tender and sweet. Pkt. 5 cts; oz. 10 cts; $\frac{1}{4}$ lb. 20 cts; lb: 65 cts.




Duke Jones



Georgia Rattlesnake

Girardeau's Triumph. A favorite market and shipping melon. It is early, prolific, and averages very large. Its fine appearance makes it a ready seller in any market. The rind, like that of Duke Jones, is of a dark-green color, with indistinct stripe flesh solid and sweet. Pkt. 5 cts; oz. 10 cts; ¼ lb. 15 cts; lb. 60 cts.



Florida Favorite. This has long been a prime favorite for home consumption. It ripens earlier, has dark skin with light green stripes and crimson flesh; exceedingly sweet. One of the most popular kinds in our list. Pkt. 5 cts; oz. 10 cts; ¼ lb. 15 cts; lb. 60 cts.

Blue Gem, or Glossier. Will average larger than the Klob

Gem, and as a table melon is far superior. Of a dark-bluish green color, very uniform in size and shape, crimson flesh; equal to any as a shipper, and shows up well in bulk. Pkt. 5 cts; oz. 10 cts; ¼ lb. 15 cts; lb. 60 cts.

Kleckley's Sweets, or Monte Cristo. This is one of the earliest melons in our list to ripen, and is also one of the sweetest and best flavored. It is hard to beat, and is a splendid melon for home use or near-by market, but, on account of thin rind, is not a good shipping melon. Color of rind, dark green, flesh scarlet, with broad solid heart, crisp, sugary and melting; of handsome appearance and uniformly superior quality. Pkt. 5 cts; oz. 10 cts; ¼ lb. 20 cts; lb. 75 cts.

Jordan's Gray Monarch, or Long Light Icing. One of the largest of melons, and a fine shipper, carrying well for long distances. It is long in shape, with skin of mottled gray color and bright crimson flesh. The flavor is sweet and delicious. Pkt. 5 cts; oz. 10 cts; ¼ lb. 15 cts; lb. 60 cts.

Pride of Georgia. One of the largest melons in our list. Dark green rind; oval shape; meat bright red. A desirable variety for home use or market. Pkt. 5 cts; oz. 10 cts; ¼ lb. 15 cts; lb. 60 cts.

Mountian Sweet. This popular old melon still holds its own, and is particularly desirable for growing in mountainous districts or on heavy soils. Fruit oblong; rind thin; flesh red sweet and solid. Pkt. 5 cts; oz. 10 cts; ¼ lb. 15 cts; lb. 60 cts.

Seminole. One of the best large, long water melons. Early, enormously productive, and a most delicious flavor. Of two distinct colors, gray, and light green. Pkt. 5 cts; oz. 10 cts; ¼ lb. 20 cts; lb. 60 cts.

CANTALOUPE or MUSKMELON

McMillan's Netted Gem. A thoroughbred strain of Netted Gem which we have been selecting and improving for years. Our stock runs a little larger in size than the Rocky Ford strain, and, both in appearance and table qualities, will produce more high-grade fruits to the acre than any other stock of Netted Gem we have ever grown, and we believe that we have to-day the best strain of Netted Gem Cantaloupe offered anywhere. Pkt. 5 cts.; oz. 10 cts.; ¼ lb. 25 cts.; lb. \$1.; 5 lbs. and over 75 cents per pound.

Rocky Ford Netted Gem. Our stock is specially grown for us in the famous Rocky Ford melon district, and is particularly valuable strain for shippers. It is uniform in size, thickly netted, distinctly ribbed, firm-fleshed, and of most delicious flavor. Pkt. 5 cts; oz. 10 cts; ¼ lb. 25 cts; lb. \$1. Special prices in large lots.


Extra-Early Hanover. This variety originated in this section, and is unquestionably the best extra-early Cantaloupe in cultivation. While being extra early in maturity, it also makes a good-sized melon, averaging considerably larger than the Netted Gem. It is round in shape, slightly flattened at the ends, of excellent quality, and a fine shipping and market melon. Wherever it has been grown it has become very popular, and the demand for the seed has increased rapidly each year, so much so that it has always exhausted our supply before the season was over. Pkt. 5 cts; oz. 10 cts; ¼ lb. 30 cts; lb. \$1; 5 lbs. and over at 90 cts; per lb.

Extra-Early Hackensack. This sort resembles the Large Hackensack in shape, but is fully ten days earlier. Has a roughly netted skin and dark thick flesh. A good market variety. Pkt. 5 cts; oz. 10 cts; ¼ lb. 25 cts; lb. \$1.00.

Baltimore, or Acme. During the season this melon is always in demand for the best hotels and restaurant, and finds ready sale. It is oval-shaped, and has very thick green flesh of the finest flavor. One of the best sorts for shipping. Pkt. 3 cts; oz. 8 cts; ¼ lb. 25 cts; lb. \$1.00.

Tip Top. For splendid eating qualities, this melon is certainly rightly named, for it is one of the most deliciously flavored and finest of table melons in existence. It grows to a large size thick orange flesh, and is sweet, juicy, and of the finest flavor, even close to the rind. Pkt. 5 cts. oz. 10 cts; ¼ lb. 40 cts; lb. \$1.25.

Osage, or Miller Cream. A splendid melon, of medium size, oval-shaped, with salmon-colored flesh, dark-green skin. Fine flavor, and makes a most attractive table and shipping variety. Pkt. 5 cts; oz. 10 cts; ¼ lb. 25 cts; lb. \$1.00.



McMillan's Netted Gem

Emerald Gem. Similar to above, except flatter in shape. The flavor is particularly good. Salmon-fleshed melons are becoming very popular. Pkt. 5 cts; oz. 10 cts; ¼ lb. 25 cts; lb. \$1.00.

Banana. Grows 18 to 24 inches long; quite a curiosity. Fine flavor. Pkt. 5 cts; oz. 15 cts; ¼ lb. 40 cts; lb. \$1-25.

ONIONS

Culture. LARGE ONIONS FROM SEED.—To grow Onions to best advantage from seed the first year, sow in January or February in hotbeds, and as soon as the weather opens and the sets are the size of a goose-quill, transplant to rows 12 inches apart, and 4 to 6 inches between the Onions. Transplanting is of decided benefit to Onions, making them grow larger, and increasing the yield considerably, in some instances double the yield being reported. They can also be sown in the open ground in February or March, and will make a good crop of medium-sized Onions and small Onion sets. The medium-sized can be used or sold, and the small Onion Sets planted out either in the fall or spring to make large Onions. The Italian Spanish and Bermuda varieties can be sown in August or September, and transplanted about the end of October or early in November. They succeed very well indeed. Five or six pounds will sow an acre.

Growing Onions Sets for Seed.—To grow Onion Sets, sow in broad, wide rows, in March or early in April at the rate of 40 to 50 pounds per acre, and keep clean of weeds. In late summer, or whenever the tops die, remove the small bulbs, buttons or sets to a dry place, spreading them out thinly on trays made of laths, piling the trays on top of another separated by blocks, so that the air can circulate freely between them. The largest sets should be sold for packing, and the smallest sets retained for planting.

Southport White Globe. True globe shape: an Onion of handsome silvery white color, flesh firm, fine-grained, of mild flavor, and an excellent keeper. Its even regular size, perfectly globular form, combined with the clear silvery whiteness of its skin, make it one of the handsomest Onions grown, and it commands the highest prices on the markets. Pkt. 5 cts.: oz. 25 cts.; $\frac{1}{4}$ lb. 75 cts.; lb. \$2.75.

Southport Yellow Globe. Similar in shape to the southport White Globe, but the Onions grow a little larger, and it usually makes a larger yield per acre. Is also considered a better keeper than the white, but not quite so mild in flavor. Pkt. 5 cts.; oz. 20 cts.; $\frac{1}{4}$ lb. 65 cts.; lb. \$2.25.

Southport Red Globe. Pkt. 5 cts.; oz. 20 cts.; $\frac{1}{4}$ lb. 60 cts.; lb. \$1.00.

Silver Skin. Excellent variety for small use. Skin and flesh pure white: mild flavor and globe shape. The best white onion to grow largely for sets. Pkt. 5 cts.; oz. 20 cts.; $\frac{1}{2}$ lb. 60 cts.; lb. \$2.00.

Yellow Globe Danvers. Standard variety: globe shaped, large in size. One of the principal main-crop sorts. Keeps well, and is a most desirable market or table Onion. Pkt. 5 cts.; oz. 20 cts.; $\frac{1}{4}$ lb. 60 cts.; lb. \$2.00.

Bermuda Onion. Our stock of this famous early-shipping Onion, genuine Teneriffe-grown, is specially grown for us in the Canary Islands, and is a very superior stock. They are tender and of delicious flavor, and are much appreciated for table use. Can be sown both in the fall and early spring, and do better sown in seed-beds and transplanted. We strongly advise the more extended use of these by our southern growers. We can supply both the White and the Red Bermuda.

White Bermuda. Pkt. 5 cts.; oz. 15 cts.; $\frac{1}{4}$ lb. 50 cts.; lb. \$2.00.

Red Bermuda. Pkt. 5 cts.; oz. 20 cts.; $\frac{1}{4}$ lb. 50 cts.; lb. \$2.00.

Large Red Wethersfield. A very attractive Onion, and popular everywhere. Medium early: skin purplish red and flesh purplish white. Pkt. 5 cts.; oz. 20 cts.; $\frac{1}{4}$ lb. 50 cts.; lb. \$2.00.

Spanish and Italian Onions

Mammoth Silver King. This is one of the largest Onions in cultivation, growing to remarkable size. The skin is beautiful silvery white, flesh pure white, and of a particular mild and pleasant flavor. It matures early and grows uniformly, of large size and perfect form, flattened at the top. Recommended both for fall and spring planting. Pkt. 5 cts.; oz. 50 cts.; $\frac{1}{4}$ lb. 50 cts.; lb. \$2.00.

Prizetaker, or Spanish King. Like nearly all the Spanish Onions, this makes extra large sized Onions, of a particular fine flavor. The outside skin is a rich yellow straw color, and the flesh is pure white, sweet, mild and tender. Ripens up good and hard, and makes a very handsome and attractive Onion. Pkt. 5 cts.; oz. 20 cts.; $\frac{1}{4}$ lb. 50 cts.; lb. \$2.00.

ONION SETS

If to be sent by mail, add 10 cts. per quart for postage.

CULTURE.—Plant 4 inches apart, in rows about half an inch

deep and 1 foot between the rows, but do not cover the sets entirely. This applies to the varieties except the potato Onion, which should be planted in rows 2 feet apart and nine inches apart in the row, and then covered with about one inch of soil. All varieties can be set out in spring. Fall planting of onions is succeeding very well in the South and should be more generally practiced.

Yellow Danver. The most popular main-crop sort for spring planting. Qt. 15 cts.; pk. 85 cts.; Bushel price on application.

Red Wethersfield. A large cropper and favorite market variety. Qt. 20 cts. peck 85 cts.; Bushel rates quoted on request.

Silver Skin. The best of white Onions for growing from sets in the spring. Mild flavor good keepers, and large yielding. Qt. 20 cts.; pk. \$1. Bushel price on application.

White Multiplier. This differs from the Yellow Potato Onion in color, being pure white, and does not make as large Onion, but is very productive and of finest flavor, and of slightly better keeping qualities than the Yellow Potato Onion. Qt. 15 cts.; pk. 90 cts.; Bushel \$3.00.

Extra-Early White Pearl. An extra-early variety, producing bulbs of a pure white color, mild and delicate flavor. This sort is for fall planting only. See Fall catalogue for prices.

OKRA, or GUMBO

This vegetable should, be more generally grown, as it makes a fine flavoring for soups, stews and gravies. Also gives a good flavor to canned tomatoes. Should be gathered and used while young, and may be kept for winter use by drying on a string.

CULTURE.—When the ground has become warm, sow thickly in drills 3 feet apart, and, when large enough thin out to 8 inches apart in the rows. To keep for the winter use, slice the pods when young and tender into narrow rings; string and hang in shade to dry. One ounce will sow 30 feet of drill.

Perkins Mammoth Podded. A distinct, valuable new Okra. Its productiveness is simply wonderful. The pods shoot out from the stock within 3 inches of the ground, and the whole plant is covered with them to the extreme height of the plant. The pods are of an intense green color, of unusual length—8 or 9 inches—and do not get hard as is the case with other Okras. It is also very superior for use by canners. Pkt. 5 cts.; oz. 10 cts.; $\frac{1}{4}$ lb. 20 cts.; lb. 45 cts.; in 5-lb. lots and over 40 cts. per pound.

White Velvet. Bears round, white, smooth pods, unlike other varieties, which are ridged or square-edged. The pods are of extra large size, and are produced in great abundance. Pkt. 3 cts.; oz. 7 cts.; $\frac{1}{4}$ lb. 15 cts.; lb. 40 cts.; in 5-lb. lots and over 35 cts. per pound.

Improved Dwarf Porliffic. Of dwarf growth, but immensely productive. Pkt. 3 cts.; oz. 7 cts.; $\frac{1}{4}$ lb. 15 cts.; lb. 40 cts.; in 5-lb. lots and over, 35 cts. per pound.

Tall Green. Produces in great abundance dark green pods of the best quality. Pkt. 3 cts.; oz. 7 cts.; $\frac{1}{4}$ lb. 15 cts.; lb. 35 cts.; in 5-lb. lots and over 30 cts. per lb.

MUSTARD

This is grown to quite a large extent in the Southern States. It is used the same as spinach, or boiled with meat as greens. The white seeded variety is cultivated chiefly for medical purposes or pickling. Southern Giant Curled and Ostrich Plume are the best for general use.

CULTURE.—Sow during February March or April, or du-

ring September or October, either broad-cast or in rows 6 inches apart. Cut when about 3 inches high. Sow one ounce to 80 feet of drill broadcast at the rate of 5 or 6 pounds per acre.

Southern Giant Curled. A favorite variety, much esteemed in the South. Very succulent, pungent, and of sweet flavor. Pkt. 3 cts.; oz. 7 cts.; $\frac{1}{4}$ lb. 15 cts.; lb. 60 cts.

White or Black. Used for salad. Pkt. 5 cts.; oz. 5 cts.; $\frac{1}{4}$ lb. 10 cts.; lb. 25 cts.

Mustard Seed for Pickling. Pound 15 cts.

PARSLEY

Culture.—For spring seeding, sow in February, March or early in April. It is best to soak the seed in water a few hours before sowing, and then sow in rows a foot apart, and cover to a depth of about half an inch. Parsley is slow to germinate, and is sometimes two to three weeks in coming up. One ounce will sow 150 feet of drill.

For fall and winter use, Parsley can be sown in August or September, and transplanted to hotbeds or cold frames. Picking should be done by removing the mature leaves, and should be done row by row, top-dressed with well-rotted manure or a good ammoniated, fertilizer. Fall and winter growing of Parsley should prove very profitable for the South, owing to our mild climate. There is always a good sale at remunerative prices, both at home and in northern markets during the winter and spring. In fact, Parsley is in better demand then than at any other time.

Parsley is very desirable for use in flavoring soups and

stews, and as garnishing for dishes for the table. It is also considered as a boom to dyspeptics, as it is of great value as an aid to digestion.

Champion Moss Curled. The best and most improved strain. It is beautifully curled and crimped, and is the best for garnishing and flavoring. It also makes an ornamental plant for edging walks. Pkt. 5 cts; oz. 10 cts: $\frac{1}{4}$ lb. 15 cts: lb. 60 cts.

PARSNIP

A good supply of Parsnips should always be grown, as they are most useful as a winter vegetable. The roots can remain in the ground and be dug as wanted, or portion can be stored for use during severe weather, when it is not practicable to dig them. Their nutritive and medicinal qualities are first class, and they come in for use at a time when other vegetables are scarce. Should be very largely grown, both by private gardeners and truckers.

CULTURE.—A rich sandy loam, deeply worked, is the best for Parsnip. Sow in the spring, in drills 18 inches apart covering lightly. Parsnip seed is very slow in germinating especially when the ground is dry. When the plants are two inches high thin out to four or six inches apart. One ounce of seed will sow 200 feet of drill. Five pounds to the acre:

Sugar, or Hollow Crown. This is an old standard variety. Smooth skin, tender and well flavored. It is good either for table use or stock. Pkt. 5 cts: oz. 10 cts: $\frac{1}{4}$ lb. 15 cts. lb. 60 cts.

PEPPER

Culture.—Sow in hotbeds in February or March, and transplant to open ground in May, in rows 2 or 3 feet apart, 15 inches between the plants: or when the ground becomes warm, sow in open ground and set out as above. When about six inches high, apply liquid manure or some good fertilizer.

Chinese Giant. The largest and finest mild Red Pepper grown. At the same time it is very thick-fleshed for so large a variety. The plants are vigorous and stocky in growth, well blanched, and thickly set with enormous fruits. It is early to ripen and immensely productive. The fruits are of thick and blocky form, and most brilliant, glossy scarlet. They grow four to five inches broad at the top, and are of equal length, divided into four or more large ridges. The flesh is thick and very mild, and is as sweet as an apple, the Green Peppers making excellent salad sliced and served like tomatoes. It is one of the best and most salable varieties in our market, either green or after it ripens. Pkt. 10 cts; oz: 40 cts: $\frac{1}{4}$ lb. \$1. lb. \$3.50.

Ruby King. These are a bright ruby-red color, remarkable mild and pleasant. Can be sliced and eaten with vinegar and pepper, used as a salad or stuffed as mangoes. The fruit is from four to six inches long. Pkt. 5 cts: oz. 20 cts: $\frac{1}{4}$ lb. 75 cts: lb. \$2.50.

Long Red Cayenne. Bears an abundance of long, bright red pods, which are used for pickling when both green and ripe. Very strong and pungent. Pkt. 5 cts: oz. 20 cts: $\frac{1}{4}$ lb. 60 cts.

Mammoth Golden Queen. Fruits six inches long by nine to ten in circumference, and are borne twelve to fifteen to each plant. Mild and sweet. Used as described for Ruby King. Pkt. 5 cts: oz. 20 cts: $\frac{1}{4}$ lb. 50 cts.

Tabasco. A very hot and pungent variety. Used largely for making pepper-sauce. Pkt. 10 cts: oz. 40 cts.



Ruby King Pepper

RHUBARB

Culture.—Sow the seed in March or April, in drills, in a partially shaded or moist situation. When a few inches high, thin out to 15 inches apart. The roots can be transplanted either in the fall or the following spring. When transplanted, they should be set in rows 6 feet apart, and 2 $\frac{1}{2}$ to 3 feet between the plants. When set out in the fall, it is well to protect and mulch the roots with a good heavy application of well-rotted manure. The roots should also be mulched with leaves or straw during the summer, so as to protect and retain plenty of manure and keep them in a healthy, vigorous condition through the summer. The principal drawback to the culture of Rhubarb in this section is the hot, dry weather which we sometimes experience through the summer. On this account it is better to seek a moist or partially shaded situation, in order to grow same to best advantage. The new Everbearing Crimson Rhubarb which we offer, being grown in warm climates like Australia and California, should succeed better here than the Linnaeus or Victoria, which is the kind that has heretofore been grown.

Linnaeus. The standard kind in general cultivation. Makes large, fleshy stalks, vigorous growing; fine flavor. Pkt. 5 cts.: oz. 15 cts.: $\frac{1}{4}$ lb. 40 cts.; lb. \$1.25.

Rhubarb Roots. Each, 10 cts.; dozen \$1. Prices by the 100 on application. If to be mailed, add 10 cents for postage

GARDEN PEAS

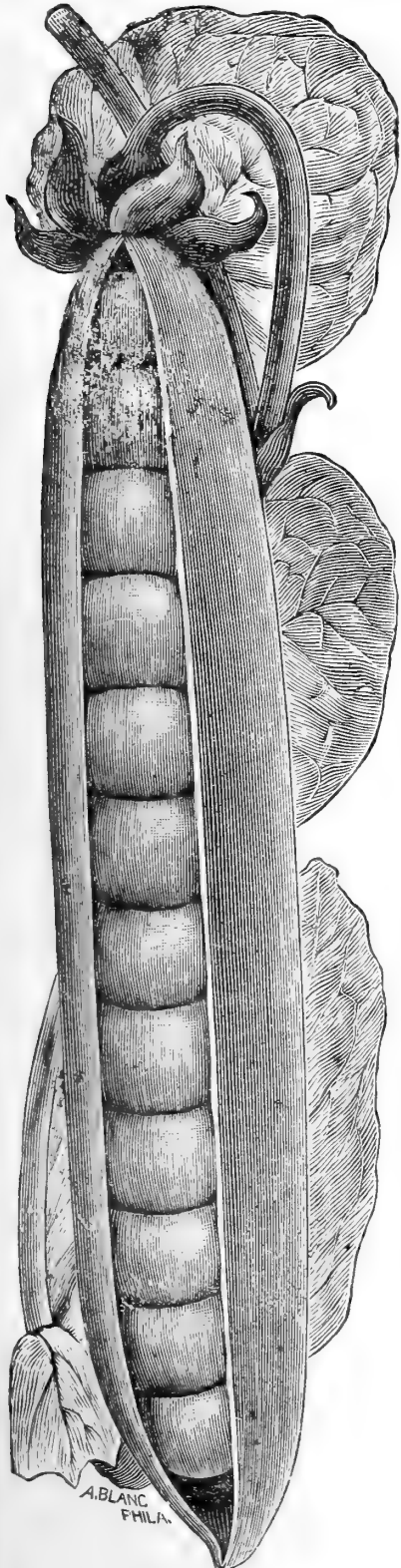
Culture.—Peas succeed best in light, rich loamy soil which has been manured the previous season. Plant the smooth varieties in the spring as soon as the ground can be worked, in rows three or four feet apart, two inches deep, giving the taller varieties more room between the rows. For a succession, plant every two weeks. The dwarf varieties can be planted in rows two to three feet apart. Peas grown as a market crop are rarely ever staked, but when the taller varieties are grown for private use, it is a good plan to sow them in double rows and stake with brush. They should be kept clean and the earth worked toward them two or three times during growth. One and a half bushels are required to plant one acre; one quart to plant 100 feet of drill.

If to be sent by mail, add for postage at the rate of 8 cents per pint, 15 cents per quart. Packets mailed free.

EXTRA-EARLY and EARLY VARIETIES.

McMillan's Pedigree Extra-Early

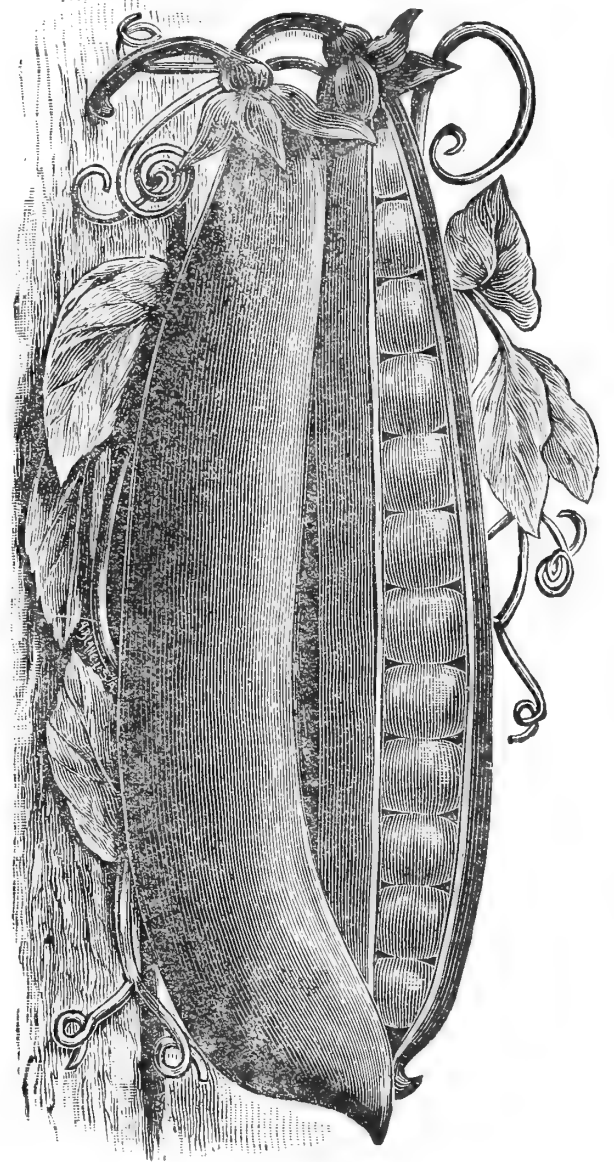
This is all that its name implies, a pedigree, or thoroughbred stock of Extra-Early Peas. Careful personal selection has been made each season, for a number of years back, until its superiority in earliness, productiveness and uniformity in ripening has been absolutely fixed. Tests made the past season with all the leading varieties of extra early Peas confirm conclusively that this Pea is at least three to four days earlier than any other known variety and that it is remarkable for its prolific qualities, evenness and uniformity of growth. The pods are well shaped and well filled, containing usually six to eight peas of a beautiful green color, both peas and pods retaining their fresh green color longer after being picked than any other kinds, this being a point of particular value when they are grown for shipping purposes. We strongly recommend this Pea to our customers, believing it will bring them increased profits from their Pea crops, on account of its extreme earliness, well filled pods, great productiveness, and especial value as a market sort. Pkt. 5 cts.; qt. 20 cts. pk. \$1.25; bushel \$4.50.



Telephone

McMillan's Lightning Excelsior

This is unquestionably one of the best of Extra-Early Peas for the truckers and market gardener, and it has given unbounded satisfaction to our customers. We are constantly in receipt of letters from them, speaking of the satisfaction and profit from this variety. Until the introduction of our Pedigree Extra-Early, it stood at the list as to earliness. It is remarkably prolific. The vines grow 2½ feet high, are strong, vigorous and hardy, standing cold weather better than any other extra-early Pea we have ever grown. Ripens its crop uniformly, and is one of the most popular peas in cultivation, both for shipping and the home market, and as a first-early for home use. Pkt. 5 cts.; qt. 20 cts.; pk. \$1.50 bu. \$4.50. Special price on large lots.



McMILLAN'S PEDIGREE EXTRA EARLY PEA

ALASKA.—Our strain of this variety is the very best. This Pea is increasing in popularity every year, and especially in the large Pea-growing sections of Georgia. It is especially valuable, both on account of its earliness and productiveness, and the beautiful green color of its pods and peas, which it retains longer than other varieties, making it particularly valuable for shipping purposes. It is also specially desirable for canners. pkt. 5 cts.; qt. 25 cts.; pk. \$2. bus. \$5.50.

First and Best. An excellent strain of First-Early Peas, which is very popular, and largely planted throughout the trucking sections. Pkt. 5 cts. qt. 20 cts.; pk. \$1, bushel \$4.00.

Philadelphia Extra-Early. The old standard Extra-Early sort, coming in a little later than other extra-early varieties. It is very popular, and largely planted. Pkt. 5c.; qt. 20c.; pk. \$1.; bu. \$4

Prosperity or Gradus. This pea is a most marked advance and improvement in wrinkled Peas. It is remarkable for the size and fulness of its pods, yielding an abundant supply of large wrinkled peas, which are of most delicious flavor. The vines grow about 2 feet high, have heavy stems, stand upright, and do not require staking. The peas remain edible, tender and sweet for some time after they reach maturity. The Prosperity, or Gradus Pea is considered, altogether, one of the most valuable improvements that has been made in wrinkled Peas in recent years. It is remarkably productive and is coming into very general use by truckers and market-gardeners. Pkt 10c.; qt. 35c.; pk. \$2.25.

GARDEN PEAS *Continued*

Nott's Excelsior. A standard variety of Wrinkled Peas, coming in a few days later than the American Wonder, but bearing larger pods and being more prolific than that variety. Vines dwarf in habit growing about a foot in height, of vigorous constitution and wonderfully productive. Pkt. 5 cts. qt. 25 cts; pk. \$1.50; bushel \$5.50.

American Wonder. One of the earliest of Wrinkled Peas, and excellent for family use. The vines grow about nine inches high, are of robust nature, and remarkably productive. Pkt. 5 cts.; qt. 25 cts.; pk. \$1.50; bushel \$5.50.

McLean's Little Gem. A favorite wrinkled variety, maturing a little later than the American Wonder. Dwarf habit, bears abundantly, and is of excellent quality, being sweet and tender. Height, one foot. Pkt. 5 cts; qt. 20 cts; pk. \$1.40; bushel \$5.00.

Thomas Laxton. This splendid new English variety closely resembles the Gradus in habit and rapidity of growth, earliness and luxuriance of foliage. It is, however, even more productive than the Gradus and has proven a surer cropper. The pods are larger, but a little shorter than Gradus, while its sure cropping and extra productiveness will recommend it to all growers as one of the best and most productive early wrinkled Peas in cultivation. Pkt. 5 cts; qt. 30 cts; pk. \$1.85; bushel, \$7.00.

Second-Early and Late

Bliss' Everbearing. Matures soon after McLean's Gem and continues a long time in bearing. As the pods are gathered, others mature in succession. Height 2 feet. Pkt. 5 cts; qt. 20 cts; pk. \$1.25; bus. \$4.50.

McLean's Advancer. A very prolific and excellent second-early green, wrinkled variety; pods long well filled; tender and sweet, and desirable both for market and home use. Pkt. 5 cts; qt. 20 cts; pk. \$1.25 bushel, \$4.50.

Allen's Dwarf Telephone. A dwarf variety of the famous Telephone, bearing large, handsome pods of the highest quality, and similar to the tall Telephone, without the long vines of that kind. Pkt. 5 cts; qt. 30 cts; pk. \$1.75.

Telephone. One of the most productive of the Wrinkled Peas. Of excellent sugary flavor; pods of large size, containing six or seven peas each. Rather late in maturing, but one of the best for main crop. Height 4 feet. Pkt. 5 cts; qt. 25 cts; pk. \$1.65. bushel, \$6.25.

Stratagem. A remarkably fine Pea. The vines are also completely covered with large, well-filled pods. Sweet and delicious. Height 2 feet. Pkt. 5 cts; qt. 25 cts; pk. \$1.60; bushel \$6.

Champion of England. Universally admitted to be one of the best late Peas grown. Of delicious flavor, and a very profuse bearer. Desirable for home use, and especially recommended for market-gardeners and for the home market. Very much superior in flavor and table qualities to the Marrowfat Pea. Pkt. 5 cts; qt. 20 cts; pk. \$1.10; bushel \$4.00.

McMillan's Mammoth Luscious Sugar. No edible podded Pea that we have ever grown can compare with this one. Sliced and boiled, served with butter or sauce, they make a most tempting and delicious dish. The pods grow 6 to 7 inches long and 1½ inches broad. In addition to its value as an edible-podded Pea, the peas when shelled and used as ordinary wrinkled Peas, are sweet and of most delicious flavor. It can be used either as an edible-podded pea or as a shelled pea, the same as the wrinkled varieties. Pkt. 5 cts; qt. 30 cts; pk. \$2.00.

Early Large Marrowfat. Very prolific; largely used for market. Pkt. 5 cts; qt. 20 cts; pk. 75 cts; bushel \$3.00.

Blackeye Marrowfat. Closely resembles the above, but is considered more prolific. Pkt. 5 cts; qt. 20 cts; pk. 75 cts. bushel, \$3.00.

PUMPKIN

Pumpkins make a very healthy and nutritious winter feed for hogs and cattle, in addition to their value for culinary purposes. Should be grown on every farm. Can be planted to advantage in the corn field and fed to hogs and cattle during the winter if desired.


Culture. Plant in May, in hills 8 to 10 feet apart, mixing a shovelful or two of well-rotted manure in each hill. Put eight or ten seeds in each hill, and cultivate till the vines get strong, when they should be thinned out, leaving two or three of the strongest in each hill. When planted in corn, plant at the same time as the corn planting in every fourth row of corn, and 10 to 12 feet apart in the row, letting the hill of pumpkins take the place of a hill of corn. One ounce will plant 20 hills, three pounds one acre.

Cashaw, or Crookneck. One of the best table sorts; also fine for stock feeding. Very productive, and grows to a large size. Pkt. 3 cts; oz. 8 cts; ¼ lb. 20 cts; lb. 60 cts.

Large Cheese. A fine Pumpkin of splendid quality. Pkt. 3 cts; oz. 8 cts; ¼ lb. 20 cts; lb. 50 cts.

King of the Mammoths, or Pot Iron. An immense variety, which has taken several prizes offered for the largest and best Pumpkin grown. Single Pumpkins have grown to weigh over 200 pounds. Flesh of a rich golden yellow; a splendid keeper. Pkt. 5 cts; oz. 10 cts; ¼ lb. 25 cts; lb. \$1.00.

Connecticut, or Cornfield. Splendid for stock-feeding. Grows to a large size; round, and of an orange-yellow color. A good yielder. Pkt. 3 cts; oz. 5 cts; ¼ lb. 10 cts; lb. 60 cts.



RADISH

Culture.—To be tender and crisp Radishes must be grown quickly, and this requires rich soil and plenty of moisture. Commencing with the first mild spell in the spring, sow at intervals of ten days in a light, rich, deeply worked soil. May also be sown as a catch crop between rows of beets, lettuce, onions etc. Radish can be forced in hotbeds, but must have plenty

of ventilation and moisture. For fall and winter use, sow the China Winter or Spanish varieties in August or September. One ounce will sow fifty feet; eight to ten pounds one acre.

Crimson Giant. A most valuable Radish, of European introduction, which is creating quite a furor wherever grown, and is destined to take the lead in Turnip Radishes. It grows quickly, and even when it attains a large size it remains absolutely tender and of perfect flavor to the very last. It surprises and delights all who have grown it. We are quite sure that this will prove to be a money-maker with both truckers and market-gardeners, as it will prove to be a most desirable and salable variety. It is of a beautiful deep crimson color, and in crispness and flavor it is unsurpassed. Pkt. 5 cts; oz. 10 cts; $\frac{1}{4}$ lb. 20 cts; lb. 60 cts.

Early White Tipped Scarlet. A beautiful Radish, coming in very early: tops very small, permitting of close planting, quality excellent. Pkt. 5 cts; oz. 10 cts; $\frac{1}{4}$ lb. 20 cts; lb. 60 cts.

Early Red, or Scarlet Turnip. A small round Radish with small tops and of quick growth. Desirable for forcing or early outdoor planting. Crisp and tender. Pkt. 5 cts; oz. 10 cts; $\frac{1}{4}$ lb. 20 cts; lb. 60 cts.

Early White Turnip. A rapid grower; skin and flesh pure white. Good for both forcing and general garden culture. Pkt. 5 cts; oz. 10 cts; $\frac{1}{4}$ lb. 20 cts; lb. 60 cts.


French Breakfast. Of quick growth; crisp and tender. Color scarlet, except at the tip, where it is pure white. Pkt. 5 cts; oz. 10 cts; $\frac{1}{4}$ lb. 15 cts; lb. 60 cts.

Long White Naples. A very excellent sort, much better in every way than Long White Vienna and Lady Finger. Skin white; flesh fine-grained, crisp, good flavor. Pkt. 5 cts; oz. 10 cts; $\frac{1}{4}$ lb. 15 cts; lb. 60 cts.


Brigst Long Scarlet. A decided improvement in earliness and color over other varieties of its class. Fit for use in about 25 days, when planted outdoors; has a small top and no neck; bright scarlet color. Pkt. 5 cts; oz. 10 cts; $\frac{1}{4}$ lb. 15 cts; lb. 60 cts.

Chartier Long Scarlet. A beautiful long Radish of a deep crimson color, shading to white at the tip. Splendid for outdoor culture. Will keep tender longer than any other variety. Pkt. 5 cts; oz. 10 cts; $\frac{1}{4}$ lb. 15 cts; lb. 60 cts.

White Strasburg Summer. This has proven one of the best and most popular summer Radish grown. Both the skin and flesh are pure white and almost transparent, and of delightful pungent taste. It can be pulled five weeks from time of sowing, or it will continue to grow without losing its fine flavor, and will remain tender longer than any other sort. Pkt. 5 cts; oz. 10 cts; $\frac{1}{4}$ lb. 15 cts; lb. 60 cts.



Long Scarlet Radish



Scarlet Turnip Radish

Chinese, or Celestial. A quick-growing white variety, very tender and agreeable in flavor. Shape half-long, stump-rooted. A variety of unusual merit, and can be sown either in the spring or fall. Retains its crispness and flavor longer than other sorts. Highly recommended. Pkt. 5 cts; oz. 10 cts; $\frac{1}{4}$ lb. 20 cts; lb. 60 cts.

Winter Varieties

Rose China Winter. Roots cylindrical; color bright rose; flesh white and of superior quality. One of the best. Pkt. 5 cts; oz. 10 cts; $\frac{1}{2}$ lb. 20 cts; lb. 60 cts.

Long Black Spanish. One of the best and hardiest of Radishes. Oblong in shape, of large size. Pkt. 5 cts; oz. 10 cts; $\frac{1}{4}$ lb. 20 cts; lb. 60 cts.

Long White Spanish. Flesh white, firm and pungent, but milder than the Black Spanish. Grows 6 to 8 inches long. Pkt. 5 cts; oz. 10 cts; $\frac{1}{4}$ lb. 20 cts; lb. 60 cts.

SALSIFY or OYSTER PLANT

One of the best and most popular winter vegetables. Boil and serve in sauce, or, when made into fritters, the flavor is quite similar to fried oysters.

Culture.—Sow in March or April in a rich, light, deeply worked soil, in rows 18 inches apart and thin out to 4 or 6 inches. Do not use coarse or fresh manure, it will make the roots ill-shaped and uneven. Cultivate often to keep down weeds. It is perfectly hardy and may remain out all winter. Can also be sown in May and June, provided we get seasonable weather or boards be used to get the seed up, and shade the young sprouts until they get well established. One ounce will sow 50 feet of drill, eight pounds one acre.

Mammoth Sandwich Island. This is an improved type and the largest and most profitable Salsify now in cultivation. It is white in color, and a very satisfactory sort in every way: invaluable to market-gardeners and truckers. Our customers pronounce our strain of Mammoth Sandwich Island Salsify quite superior. Pkt. 5 cts.; oz. 10c; $\frac{1}{4}$ lb. 30c; lb, \$1;

SPINACH

Spinach makes one of the most desirable winter and spring greens, and is better liked and usually sells at much higher prices than either kale or turnip salad in our market. Is largely grown for shipping.


Culture.—For early summer use, sow early in spring in a good, well-fertilized soil, in drills 1 inch deep, $1\frac{1}{2}$ to 2 feet between the rows. For winter and spring use, sow in September and October. 1 oz. will sow 100 feet of drill: 20 lbs 1 acre

Norfolk Savoy or Bloomsdale. Very early and hardy, with leaves curled and wrinkled like a Savoy Cabbage. Best for fall sowing. Pkt. 5 cts.; oz. 10 cts.; $\frac{1}{4}$ lb. 15 cts.; lb. 40 cts.

Long Standing. Fine for both fall and spring sowing. Leaves thick and fleshy; will stand long without running to seed. Pkt. 5 cts.; oz. 10 cts.; $\frac{1}{4}$ lb. 15 cts.; lb. 40 cts.

SQUASH, or CYMBLING


Culture.—After danger of frost is past, plant in a warm well-pulverized, rich soil, mixing a shovelful or two of well-rotted manure with the soil in each hill. Plant eight or ten seeds to the hill, the bush varieties 4 to 6 feet apart, the running sorts 8 to 10 feet. When well grown, thin out leaving three of the strongest plants in each hill. Summer sorts, one ounce to forty hills, 4 to 6 pounds to an acre; winter sorts, one ounce to ten hills, four to five pounds to an acre.



Golden Summer Crookneck Squash

McMillan's Earliest Prolific Bush Cymbling. A most valuable extra-early variety, a week or ten days earlier than the Early White Bush; is of similar growth and shape, except that the scallops are not as decided; the color is a creamy white. The vines are of true bush form, about 2 feet high, and of vigorous growth; very prolific, and a most profitable and satisfactory sort, particularly for truckers and market gardeners, as its earliness enables it to be sold at much better prices than when the later sorts are ready. Pkt. 5 cts; oz. 10 cts; $\frac{1}{4}$ lb. 25 cts; lb. 65 cts.

Early White Bush, or Patty Pan Cymbling. For many years this has been extensively grown in the South for shipment to northern and near-by markets, also for home use. It is early of a light cream color, very prolific, grows to a nice size and is an excellent shipper. Pkt. 5 cts; oz. 10 cts; $\frac{1}{4}$ lb. 20 cts; lb. 50 cts.



White Bush Squash

Golden Summer Crookneck. One of the best summer sorts; early, prolific, of a bright yellow color, profusely warted and of the best flavor. Pkt. 3 cts; oz. 7 cts; $\frac{1}{4}$ lb. 20 cts; lb. 60 cts.

Boston Marrow. A very superior Squash, and one of the best for winter. Oval-shaped; flesh orange-colored, fine-grained and cooks rich and dry. Pkt. 5 cts; oz. 10 cts; $\frac{1}{4}$ lb. 20 cts; lb. 50 cts.

Hubbard. A splendid-keeping winter Squash, with bright orange flesh, fine-grained, very dry, sweet and rich flavored. Pkt. 5 cts; oz. 10 cts; $\frac{1}{4}$ lb. 25 cts; lb. 65 cts.

McMILLAN'S TURNIP AND RUTABAGA SEED

Culture.—Sow early sorts in July or August, the later sorts during August; and the salad varieties during August and September. Sow either broadcast or in drills 2 feet apart, thinning out to 6 inches, and roll the ground after sowing. Rutabagas should be sown in July and early in August, and earthed up as they grow. The early Turnips may also be sown in the spring. Sow $1\frac{1}{2}$ pounds to the acre in drills, two pounds broadcast; salad Turnips require three pounds per acre.

White-Fleshed Varieties

Early Red, or Purple-Top. (strap-leaved). Flat-shaped, quick-growing popular for both market and private use. Lb. 35 cts; 5-lb. lots and over 30 cts. per lb.

Early White Flat Dutch. Similar to Purple top except that it is pure white. Lb. 35 cts; 5-lb. lots and over 30 cts. per lb.

Mammoth Red-Top White Globe. Makes large globe-shaped roots, very productive used for table market and stock. Lb. 35 cts; 5-lb lots and over 30 cts. per lb.

Improved Red-Top White Globe. An improved strain of Red Top Globe, grown from roots especially selected for shape size, quality and small tops. Very popular both for market and home use. Also largely used for stock feeding. Lb. 40 cts; 5-lb. lots and over 35 cts. per lb.

Early Strap-Leaf White Globe. A quick-growing sort, similar to Red-Top Globe. except that it is pure white. of excellent quality and flavor. Lb. 36 cts; 5-lb. lots and over 30 cts. per lb.

Extra-Early Purple-Top Milan. The quickest growing Turnip in cultivation; fine for table and market; white, with purple top. Lb. 45 cts; 5-lb. lots and over 40 cts. per lb.

Extra Early White Milan. Similar to above, except that it is pure white. The Milans are nearly a week quicker in growth than the Flat Red or Purple Top. Lb. 60 cts; 5-lb. and over 50 cts. per lb.

Southern Snow-White Globe. A superior early sort, of fine quality, one of the best for table use. Lb. 35 cts. 5-lb. lots and over 30 cts. per lb.

White Egg. A pure white egg-shaped sort for market and table; early. Lb. 40 cts; 5-lb. lots and over 35 cts. per lb.

Long White Cow-Horn. Very productive; a quick grower: fine-grained and very sweet. Lb. 40 cts. 5-lb. lots and over 35 cts. per lb.

White Sweet German. Flesh hard, firm and sweet; keeps well. Lb. 35 cts; 5-lb. lots and over 30 cts.

Pomeranian White Globe. Popular both for table and stock feeding; very productive. Lb. 35 cts; 5-lb lots and over 30 cts.

Large White Norfolk. Makes large, round, white roots: excellent either for table or stock: is also used quite largely for winter salad. Lb. 35 cts; 5-lb. lots and over 30 cts.

Yellow-Fleshed Varieties.

Purple-Top Yellow Aberdeen. A splendid stock-feeding sort: yellow flesh and of superior feeding qualities; hardy and productive and keeps well. Lb. 35 cts; 5-lb. lots and over 30 cts. per lb.

Large Amber, or Yellow Globe. Produces fine-shaped roots; large and solid; keeps well. Lb. 35 cts; 5-lb. lots and over 30 cts. per lb.

Salad Varieties

Southern Prize, or Dixie. Makes large round white Turnips in addition to salad; hardy and needs no protection; the most popular winter and spring salad Turnip grown. Lb. 40 cts; 5-lb lots and over 35 cts. per lb.

Seven Top. Grown only for winter salad; very hardy. Lb. 35 cts; 5-lb. lots and over 30 cts. per lb.

Rutabaga or Swede

Purple-Top Yellow. The old standard variety; largely grown for both table and stock. Lb. 35 cts; in 5-lb lots and over 30 cts. per lb.

McMillan's Improved Yellow. An improved strain grown from selected roots, which are carefully selected for large size uniformity in shape and quality of roots. Lb. 40 cts; in 5-lb. lots and over, 35 cts. per lb.

McMILLAN'S HIGH-GRADE TOMATO SEED

Grown from specially Selected Stocks. Our Tomato Seed has Achieved a Splendid Reputation, Both for Productiveness and the splendid crops of Fruit Produced. Largely used, Both by Truckers and Cannerymen, All through the South.

To Grow Early Tomatoes.—It has been unquestionably proved that earlier Tomatoes can be secured when the plants are grown to a single stem and stalk. To do this it is, of course, necessary to keep off the suckers as they start, and allow only the original stem to grow and produce the fruit. Staking also produces more perfect fruit, and the plants can be grown closer together.

Culture.—Sow in a hotbed in early spring, or the seed may be sown in shallow boxes and transplanted to the open ground when all danger of frost is past, setting the plants 3 to 4 feet apart each way. Some support should be provided for the vines, to keep the fruit from the ground. Fruit may be had several weeks earlier by sowing seed quite early and transplanting to small pots. When these are filled with roots, shift to a larger size, and transplant to open ground when the weather is warm and settled, shading from the sun for a day or so. As the roots are not disturbed in taking plants from the pots, the plants suffer no check, but grow right on.

June Pink. This Tomato originated in New Jersey in the same district as the Earliana, and has become in that district one of the most popular market and shipping varieties grown. In habit of growth it is similar to the Earliana; in color it is a bright, pleasing pink, and in market where pink tomatoes are preferred, it will bring 25 per cent more in price than similar red varieties. The plant is neat and compact branches freely, with fruits hanging in clusters of six to ten fruits both at the crown and at the forks of the branches. Under exactly the same conditions as given the Spark's Earliana, the June Pink yielded more fruit, and the vines after the early crop had been harvested, were greener and brighter, and showed no tendency to blight. It ripens fully as early as the Spark's Earliana, and has the further quality—making it especially desirable for private use—of continuing to bear and ripen fruit up until frost. The fruit is of medium size, uniform, smooth and attractively shaped, without cracks or green core. Altogether, the good qualities of this new introduction will soon place it in the front rank as a most profitable and desirable early Tomato. Per pkt. 10 cts; oz. 60 cts; $\frac{1}{4}$ lb. \$2; 1b. \$7.50.

Spark's Earliana. A most valuable new introduction, which has proven itself to be the earliest, large smooth red Tomato in cultivation. It is of very handsome shape, beautiful red color, very solid and of fine quality, containing very few seeds. It has received unanimous praise wherever it has been grown. Pkt. 5 cts; oz. 25 cts; $\frac{1}{4}$ lb. 75 cts; 1b. \$2.00.


Chalk's Early Jewel. This is a very productive variety, ripens nearly as early as Spark's Earliana, but is more desirable for home use as the fruits are thicker through and more solid; borne in large clusters. Color bright scarlet and quality good. Pkt. 5c, oz. 30c, $\frac{1}{4}$ lb. 75c, 1b. \$3.00.

Acme. A most desirable variety, particularly for truckers and market-gardeners, on account of its keeping and carrying qualities. It keeps in condition remarkably well, and it is an excellent shipping sort. It is early to mature, smooth and solid; of a purplish color; ripens all over and though at the same time, and is a continuous bearer. Pkt. 5 cts; oz. 10 cts; $\frac{1}{4}$ lb. 50 cts; 1b. \$2.00.

Beauty (Improved). We recommend this variety very strongly. It is one of the very best and most productive main-crop Tomatoes. Makes large-sized fruits; color glossy purplish and most desirable market and table variety. Pkt. 5 cts; oz. 20 cts; $\frac{1}{4}$ lb. 50 cts; 1b. \$2.00.

McMillan's Improved Ponderosa. In this we have a specially selected and improved strain of the Ponderosa Tomato which is very much superior to the ordinary Ponderosa as originally introduced. We have been selecting this variety for several years and believe we have unquestionably the best strain of this kind in cultivation. It is undoubtedly the largest meatiest and finest flavored tomato in cultivation and has been very greatly admired by all who have seen and had the pleasure of eating this splendid variety. The old strain of Ponderosa has a very great tendency to produce many uneven and rough fruits the selection which we have made as been for size uniformity and productiveness and we have succeeded in improving so much on the old variety as really to make our strain worthy of offering as an entirely new introduction. We have decided, however, to simply offer it as McMillan's Improved Ponderosa and we recommend it to our customers feeling sure that they will be more than pleased

with the superiority of this kind, particularly as a table variety for home use. Pkt. 10 cts; oz. 50 cts; $\frac{1}{4}$ lb. \$1.50; 1b. \$5.00.



Chalk's Early Jewel

Dwarf Champion. A dwarf growing variety, stiff and upright, being self-supporting even when laden with fruit. Can be grown as close together as 3 feet. Early and prolific, fruit of excellent quality keeping firm sound, and in good condition a long time making an excellent market and shipping variety. Pkt. 5 cts; oz. 20 cts; $\frac{1}{4}$ lb. 60 cts; 1b. \$2.

New Dwarf Stone. A dwarf upright-growing variety bearing a large yield of splendid fruit, similar in shape, color and appearance to the regular stone it makes a strong upright habit of growth, and holds the fruit up off the ground. It also admits of close planting, at least one-half closer each way than the distance required for ordinary vining varieties. In small gardens the plants may be set 18 to 24 inches apart each way. The shape of the fruit is very desirable; it is smooth with good skin free from cracks, and of a beautiful red color. Very solid ripens evenly and is of most excellent quality. Pkt. 5 cts; oz. 25 cts; $\frac{1}{4}$ lb. 75 cts; 1b. \$2.50.

The Stone. A most valuable main-crop variety, and deservedly one of the most popular Tomatoes in our list for shipping, canning and the home market. Of large size, bright scarlet color, and withstands rot and blight better than any other sort. It makes most attractive and salable fruit, firm and uniform, and is an excellent shipper. Pkt. 5 cts.; oz. 20 cts.; $\frac{1}{4}$ lb. 50 cts.; 1b. \$2.00

Perfection. Early; of bright red color; perfectly smooth; ripens uniformly and bears abundantly till frost. Fine for canning. Pkt. 5 cts.; oz. 20 cts.; $\frac{1}{4}$ lb. 50 cts.; 1b. \$2.00.

TOMATO SEED *Continued*

Matchless. One of the best main crop Tomatoes. The solidity, absence of core, size and the color of the fruit together with its freedom from rot all unite in making this well worthy of the name of "Matchless" fine both for private and market-garden and canning. Pkt. 5 cts.; oz. 20 cts.; $\frac{1}{4}$ lb. 90 cts.; lb. \$2.00.

Royal Red. The characteristics of the Royal Red Tomatoes are that is very nearly round in shape, a deep red in color and colors and ripens through and up to the stem. The fruits run large in size and the yield is very prolific. The vine is a very thrifty grower, deep green in color. A very desirable variety, both for market and canning. Pkt. 5 cts.; oz. 20 cts.; $\frac{1}{4}$ lb. 50 cts.; lb. \$1.60.

Favorite Very prolific, solid, of a dark red color, and ripens early and evenly: a good sort for all purposes. Pkt. 5 cts.;

oz. 20 cts. $\frac{1}{4}$ lb. 50 cts.; lb. \$2.00.

Paragon. Smooth as an apple; good size, solid, and a good bearer. Fine for family, market or canning. Pkt. 5 cts.; oz. 20 cts.; $\frac{1}{4}$ lb. 60 cts.; lb. \$2.00.

Golden Queen or Yellow Trophy Makes large, handsome, smooth Tomatoes of finest quality. One of the best yellow sort. Pkt. 5 cts.; oz. 20 cts.; $\frac{1}{4}$ lb. 60 cts.; lb. \$2.00.

Improved Trophy Our stock of this is very superior and we recommend it very strongly as one of the most productive large sized Tomatoes in our list. Dark scarlet color, and a standard for size, smoothness, and solidity. Pkt. 5 cts.; oz. 20 cts.; $\frac{1}{4}$ lb. 50 cts.; lb. \$1.60.

Tomato Plants. May and June. Matchless, Beauty, Acme, Perfection, Trophy. Transplanted plants, doz. 15c.: 100, 75c.

STRAWBERRY PLANTS

Culture. Strawberries will succeed on a greater variety of soils than any other fruit. The nearer the soil approaches to what is called "good garden soil" the better, and for Strawberries should have been cultivated the preceding year in some other crop, and it is better if it has been well manured the previous season. All soils are vastly improved for Strawberries by increasing the vegetable matter they contain; and if the soil is deficient in vegetable matter, it is advisable to sow cow-peas or crimson clover on land that is intended for Strawberries. The rows for Strawberries, for field culture, should be about three feet apart, setting the plants about fifteen inches apart in the row. For garden culture the rows can be made closer, say $2\frac{1}{2}$ feet. Stable manure is best for Strawberries. It should be applied broadcast and plowed in. For best results, the soil of the Strawberry field should be lightly stirred as soon after a packing rain in the spring as it is in order to work, and it is a most excellent plan to apply some fertilizer containing plenty of potash at the first working in the spring, which will increase the productiveness and quality of the fruit considerably. This should be drilled on each side of the Strawberry rows. Strawberries should be kept clean from grass and weeds, and surplus runners cut from same as may be necessary through the year. Strawberry plants can be set out either in the spring or fall.

Excelsior. This has proven itself to be the best extra-early berry in cultivation, ripening several days ahead of any other kind on our list. It is a self-pollenizer: the fruit is of excellent quality, very firm: color perfect, making an excellent shipping berry, which is very attractive and salable. So far as tested, it has done well everywhere. In addition to its virtue as a market or shipping berry, it is also valuable for the home garden, both on account of its extreme earliness and excellent qualities. Dozen, 25 cts.; 100, 50 cts.; 1,000, \$3.50: in 3,000 lots and over, \$3.00 per 1,000.

Lady Thompson. For shipping and home market, this is really one of the best and most profitable berries that can be grown, and it seems to improve year by year. It is early to ripen, commencing to ripen directly after Excelsior. Makes a large-sized berry, and is very productive. Is robust and vigorous-growing, and will stand adverse conditions both of weather and cultivation, better than any other kind. At the same time it gives the very best returns from high manuring and good cultivation. It has, beyond all question, proven itself entitled to the name of "The Standard Early Market Berry." Dozen, 25 cts.; 100, 50 cts.; 1,000, \$3. Special prices on large lots.

Climax. A new and most productive variety, which has proved very popular and profitable wherever it has been grown. The plants are of a distinct and beautiful color, vigorous-growing and free from rust. It is an early-maturing main-crop berry, above the average in size, remarkable for its productiveness: specially recommend for both home market and shipping. Dozen 25 cts.; postpaid: 100, 60 cts.; 1,000, \$3.50.

Haverland. This is more generally grown than any other variety of berries in cultivation. The plant is healthy, large, vigorous, makes ample beds, and is very productive. It produces large-sized berries of fine quality and is an excellent midseason berry for near market or home use. Dozen, 25 cts., postpaid: 100, 60 cts.; 1,000, \$4.00.

Brandywine. This is pronounced by one of the largest strawberry growers in the South to be the great middle-crop, all-purpose berry. It succeeds on all soils, and withstands adverse conditions of weather remarkably well. The plant is of vigorous growth, a profuse bloomer, producing berries of large size and of a brilliant and handsome color. It is a good shipper and fine flavored berry, equally well adapted for

shipping, the home market or private garden. Dozen 25 cts.; 100, 60 cts.; 1000, \$3.50.

Bubach. One of the best and most productive kinds in our list. It is however an imperfect bloomer and requires to be planted with other kinds to fertilize properly. In vigor of plant, productiveness, large size and profitableness it has no superior. It is planted almost as generally as the concord grape, as it succeeds in every state in the Union. Dozen 25 cts.; 100 60 cts.; 1,000 \$4.00.

Aroma. This is an excellent midseason and late berry. It grows to a large size, is of splendid flavor and very productive. Adapted for either home use or market. Dozen 25 cts.; 100, 60 cts.; 1000, \$3.50.

Gandy. A splendid late berry: well adapted for either market, home use or shipping. The fruit is large and firm, regular in size and shape, handsome and showy. Succeeds well wherever grown. Dozen, 25 cts.: 100, 60 cts.: 1,000, \$3.50.

Vegetable Plants

We shall have large quantities of the plants listed below; well grown and stocky and all grown from the very best seeds. Purchasers may rely on having their orders filled the day after received, the weather permitting. They will be well packed in moss, and will carry long distances. Plants by mail at purchaser's risk. No charge for packing. To avoid lying over in express office on Sunday no plants will be shipped on Saturday unless specially ordered. If to be mailed, add 5 cents per dozen, 15 cents per 100, for postage.

Early Cabbage Plants. Ready January, February, March and April. 100, 30 cts.: 1,000, \$2.50. For late planting delivery in Oct. and Nov. 25 cts per 100: \$2.00 per 1,000.

Late Cabbage Plants. Ready June, July, August and September. 100, 25 cts.; 1,000, \$2.00.

Transplanted Tomato Plants. Per doz. 15 cts.: per 100, 75 cts.

Celery Plants. Ready June, July and Aug. 100 35c. 1,000, \$3.

Egg Plants. Ready May and June. Doz. 20 cts.; 100, \$1.00.

Sweet Potato Plants. May and June. 100 25c.: 1,000, \$2.00.

Pepper Plants. May and June. Doz. 15c.: 100, 75c.

Buyers of large quantities will please write for special price.

HARDY ROSES OUTDOOR-GROWN PLANTS

Outdoor-Grown Roses are strong, healthy, vigorous plants, giving the very best results and satisfaction to those who plant them. The best time for transplanting the Outdoor-Grown Roses is after they become dormant during the winter, or in February or March, before they commence to grow. We strongly recommend to our customers, however, to set them out as soon as possible, and they can be set out at any time that the ground is not frozen. They will then be in vigorous, ready-to-grow condition as soon as Spring opens up, and will produce a magnificent supply of flowers early next season. We can ship these roses any time during open weather in January, February or March. The earlier they are set out the better. When set out, they should be planted about an inch deeper than the roots show they originally grew. A light protection of litter or coarse manure for the roots after setting out, is advisable; not so much for protection as to encourage the best root growth and development.

HYBRID PERPETUAL ROSES

These make larger growth, larger flowers, and bloom more profusely than the Tea or Monthly Roses, but do not bloom so continuously throughout the year. While they are in bloom, however, they make a more showy and magnificent display, and the individual flowers are larger and handsomer:

GEN. JACQUEMINOT. Crimson; fine. Makes very attractive flowers, both in color and form.

PAUL NEYRON. Large flowers; pink; finely scented; one of the very best.

MAGNA CHARTA. Dark pink; bushes literally covered with roses.

CAROLINE TESTOUT. An exquisite free-blooming pink Rose.

ULRICH BRUNNER. Extra large; bold flowers, full and globular.

Color rich glowing crimson, elegantly flamed with scarlet.

MAD. CHARLES WOOD. Red passing to fine, rosy crimson, shaded with maroon. Blooms almost as soon as planted.

COQUETTE DES BLANCHES. Finely formed; pure white; occasionally shows light blush when first opened.

MRS. JOHN LAING. Light pink; free, continuous bloomer. Straight growth.

MAD. MASON. Bright, rich crimson; flowers large and delightfully fragrant. Blooms first season, and continuously.

MARNAFRANO (EVERBLOOMING JACQUEMINOT). Bright, deep rose color; extra large flowers; tea-scented. Profuse bloomer.

BESSIE BROWN. White, faintly flushed with pink. Flowers of lasting quality; strong, upright growth.

MRS. R. B. CANT. Clear, bright, rosy pink; quite fragrant. Free grower and free bloomer.

BOURBON & CHINA ROSES

VERY DESIRABLE FREE-BLOOMING HARDY ROSES

HERMOSA. Deep pink; very profuse bloomer.

MALMAISON. Color, beautiful rich creamy flesh, shaded clear peachy red with a rose center; flowers very large, perfectly double and deliciously fragrant. Entirely hardy and a very desirable rose.

DUCHESS DE BRABANT. A bright China Rose, vigorous-growing and free-blooming. Color an attractive shade of soft rosy pink, deepening to bright rose.

MOSELLA (YELLOW SOUPERT). Light yellow, passing to white, constant bloomer, in clusters; plant dwarf, bushy and hardy.

Everblooming Tea, or Monthly Roses

The Tea Roses bloom continuously throughout the year, and make beautiful buds and cut-flowers, but do not make so large a mass of blooms at one time as the Hybrid Perpetual.

ETOILE DE LYON. Rich golden yellow, very desirable.

SAFRANO. Orange-yellow, tinted with rose.

CATHERINE MERMET. Beautiful pink; a splendid Rose.

MAMAN COCHET, PINK and WHITE. Finest outdoor Tea Roses; beautiful buds and flowers. These two Maman Cochet Roses should be in every collection.

BALDUIN (Helen Gould). Beautiful, strong-growing and hardy. Continuous bloomer, and a fine rose for general planting.

MARIE GUILLOT. One of the most reliable white Tea Roses, especially for outdoor culture. Flowers magnificently made, extra large, full and double. Very fragrant.

MARIE VAN HOUTTE. Pale canary-yellow, passing to rich creamy white, shaded with pale rose. Strong and sturdy grower and free bloomer.

PERLE DES JARDINS (Pearl of the Garden). Color clear golden yellow of a very beautiful shade. Flowers extra large, full globular form, exquisitely shaped and richly perfumed.

KAISERIN AUGUSTA VICTORIA. White; fine buds and flowers.

CLOTHILDE SOUPERT. Color ivory white, shaded with rose; beautiful and remarkably free bloomer.

BRIDESMAID. Color fine clear dark pink; fine buds.

METEOR. Rich velvety crimson; makes fine cut flowers.

MADAME LAMBARD. A fine southern bedding Rose; large flowers and free and constant bloomer; color beautiful shade of rosy bronze, shaded with carmine.

GRUSS AN TEPLITZ. A fine bedding Rose, remarkably profuse bloomer, color rich scarlet; fine foliage; very attractive.

BURBANK. A grand new Everblooming rose: color cherry crimson; large double flowers, delightfully fragrant.

MARIE LAMBERT, or SNOWFLAKE. One of the freest blooming Tea roses in our list. Color creamy white. Flowers large, full and double.

MAD. WELCHE. Soft amber-yellow, with deeper center. Full free bloomer.

BOY SILENE. Bright, rosy crimson, changing to light rose; very fragrant: medium bushy growth and very hardy.

SOMBRIEUL. Pure white, edged with silvery rose. Free bloomer and strong, bushy grower. Very hardy.

CLIMBING ROSES

REINE MARIE HENRIETTE. Cherry-red; a beautiful Rose, and gives the very best satisfaction in the south.

CLIMBING METEOR. Produces deep rich velvety red flowers: free bloomer, and a fine climbing Rose.

CLIMBING WOOTTON. A sport from Souv. de Wootton, but true climber; flowers large, of bright magenta red.

PILLAR OF GOLD. Rosy pink, base of petals yellow; full and free bloomer, of vigorous growth.

MRS. ROBERT PEARY. A fragrant white Rose, with long, pointed buds; hardy, and a free bloomer.

DOROTHY PERKINS. A clear, shell-pink; flowers in clusters. Dark green foliage, strong, vigorous and extremely hardy.

PHILADELPHIA CRIMSON RAMBLER. Profuse bloomer, and good, healthy grower. Bears brilliant flowers in clusters. Less subject to disease than the Crimson Rambler.

WHITE RAMBLER. A white climber, of free foliage.

YELLOW RAMBLER. Rich, golden yellow, very fragrant; absolutely hardy.

PINK RAMBLER. Of same family as crimson Rambler, differing only in color.

Price of all Hardy Roses 25 cents each; \$2.50 per dozen.

Greenhouse-Grown Roses

Full descriptive Catalogue Mailed upon Request.

These are well-grown and well-rooted plants, grown and started in the greenhouses, and it will not do to set them out in the open ground until after April first. It is too late at that time to set out outdoor-grown Roses, but greenhouse Roses can be set out any time up to June first. We can supply nearly all of the list of varieties the same as given in our list of outdoor-grown Roses, and we can also supply quite a number of varieties in addition. We shall take pleasure in mailing Special Catalogue of these Roses upon request, or, where the assortment is left to us, we shall take pleasure in making special selection of the best varieties for our customers.

Prices as follows: Small-size plants, 10c each, \$1 per dozen, by mail post paid. Good Roses, your own selection, \$1 per dozen and up; Sixteen Roses, our selection, \$1, but we will be glad to know the varieties you want that we may try to please you. Medium size, 15c each, \$1.50 per dozen, sent by mail post paid. Large size, 35c each, \$3.50 per dozen; can only be sent by express or freight.

While we send the small-sized Roses by mail, post paid, it is much better, where it can be done, to have them sent by express, as larger and better plants can be sent, and more earth can be left on the roots. Large-size and outdoor-grown Roses cannot be sent by mail.

McMILLAN'S SELECTED LIST OF HIGH-GRADE FLOWER SEEDS


New and Desirable Varieties

A FEW HINTS FOR AMATEUR FLOWER CULTIVATION

In following closely the brief hints given below on sowing and cultivating flowers, amateurs cannot but succeed well in raising flowers from our seeds and to their entire satisfaction. One thing must always stand predominant in the minds of those who really want to be successful in their efforts to raise flowers, viz.: the fact that all flower seeds must be carefully treated according to the conditions of their nature. If this principle is rightly adhered to, success will be assured.

THE SOIL. This is one of the most important things to be considered, and strict attention should be paid to its preparation. For flowers a light loam is best adapted, mixed with a small proportion of sand, sufficient to render it porous; it should be deeply dug and thoroughly pulverized, fertilizing it with an abundance of well-rotted manure, according to the character of the plant to be raised, some doing better in poorer soil; but for the general run of flowers, well tilled and well manured soil is best.

SOWING. Too much attention cannot be paid to sowing seeds with proper care, for herein, in a great many cases, lies the secret of the successful gardener. Too light or too heavy a covering of seeds often produces the most disastrous results. For example: a customer of ours complained that his *Lobelia* seed failed to make even an appearance of growth; upon inquiry we found that he had sown and covered it with two inches of soil; we pointed out his error and gave him more seed, instructing him to scatter it merely on top of soil, and to press smooth with some flat instrument. The result was just exactly what we expected. He wrote, stating that he never had such fine growth in anything before.



Japanese Morning Glory

A simple rule to follow is, never sow fine seed deeper than half an inch; extra fine seed on surface only, pressing the soil firmly; coarse, heavy seed from one to two inches; water lightly and often, until seeds are started, then night and morning will be sufficient.

TRANSPLANTING. To procure strong and healthy plants, transplanting is a process which should never be neglected. It gives the plant strength, symmetry and beauty, and renews its life to a marked degree. Transplant from seed bed when plants are two inches high, into pots, boxes, or whatever place intended; if the plants seem to go back and wither a little, don't think they are about to die; it is only the homesickness of a young life leaving the place of its birth. A few days will suffice for them to lift their heads, when attention and due care will do the rest.

All flower seeds sent free by mail on receipt of price. Full cultural directions are given on back of each package, and if such instructions are followed success is certain. Following we give a complete list of choice flower seeds, such as are of easy culture, embracing many fine new varieties, at extremely low prices.

Antirrhinum Mixed Colors. Bright showy flowers. Pkt. 5c.
 Ageratum Mexicanum. Dwarf growing bedding plants with blue blossoms. Pkt. 5c.
 Ageratum Mixed. All shades and colors. Pkt. 5c.
 Asters, Mixed. Various colors. Pkt. 5c.
 Asters, Snowball. Mammoth white flowers. Pkt. 15c.
 Asters, Delicata. Beautiful light pink blossoms. Pkt. 10c.
 Asters, Empress of India. Dark blue flowers. Pkt. 10c.
 Alyssum, Sweet. Fine for baskets and boxes. Pkt. 5c.
 Adonis Aestivalis. Beautiful crimson flowers. Pkt. 5c.
 Amaranthus, Mixed. Ornamental foliage plants. Pkt. 5c.
 Agrostemma, Rose Colored. Fine for beds. Pkt. 5c.
 Abronia Umbellata. Splendid box plants. Pkt. 5c.
 Baloon Vine. Very fine climber. Pkt. 5c.
 Balsams, Mixed Colors. Very showy summer flowering annuals. Pkt. 10c.
 Bellis, or Daisy Mixed. Bright flowers of various colors. Pkt. 10c.
 Cucumis. Very rapid growing climbers. Pkt. 5c.
 Calendula, Mixed. Bright yellow blossoms. Pkt. 5c.
 Calliopsis, Mixed. Bright flowers of different colors. Pkt. 5c.
 Catchfly or Silene. Handsome free blooming annuals. Pkt. 5c.
 Chrysanthemum Annual, Mixed. Quick growing, free blooming flowers of all colors. Pkt. 5c.
 Cypress Vine, Mixed. Very desirable for baskets and boxes. Pkt. 5c.
 California Poppy. Fine for borders and bedding. Pkt. 5c.

Centaurea Cyanus, Mixed. Fine flowers of purple, blue and white. Pkt. 5c.
 Candytuft, Mixed. Dwarf plants that are very fine for edges of flower beds and used in boxes. Pkt. 5c.
 Candytuft, White. A popular variety. Pkt. 5c.
 Cosmos, Mixed. Beautiful autumn flowers. Pkt. 5c.
 Dianthus or Pink, Mixed. All colors. Pkt. 5c.
 Dianthus, Red Ruby. Handsome double red blossoms. 15c.
 Dianthus, Double Imperial Mixed. Beautiful shades. Pkt. 10c.
 Dianthus, Double China Mixed. Rich colors. Pkt. 10c.
 Four O'Clocks, Mixed. Handsome, sweet scented blossoms of all shades and colors. Pkt. 5c.
 Forget-Me-Not, Mixed. Popular free blooming flowers. 5c.
 Gaillardia, Mixed. Fine for bouquets. Pkt. 5c.
 Glaucium Luteum. Showy border plants. Pkt. 5c.
 Godetia, Mixed. Annuals of beautiful colors. Pkt. 5c.
 Heliotrope, Mixed. Very highly prized on account of their sweet scented flowers. Pkt. 5c.
 Hollyhock, Mixed. A grand collection of all shades. Pkt. 10c.
 Ipomea, Mixed. Beautiful free blooming climbers. Pkt. 5c.
 Lobelia, Mixed. Excellent for vases and hanging baskets. 5c.
 Lupinus, Mixed. Charming ornamental plants. Pkt. 5c.
 Marigold, Mixed. Large flowers of orange, gold and yellow. Pkt. 5c.
 Marigold, El Dorado. Giant double, orange colored flowers. Pkt. 10c.
 Mignonette, Sweet. The popular fragrant flowers. Pkt. 5c.

FLOWER SEED *Continued*

Mignonette, Giant White. Large spikes of white flowers. 10c.
 Morning Glory, Tall Mixed. Very popular, quick growing and free blooming climbers. Pkt. 5c.
 Mourning Bride or Scabiosa. Very beautiful free flowering border plants. Pkt. 5c.
 Nasturtium, Tall Mixed. This mixture includes all of the choicest colors. Pkt. 5c.
 Nasturtium, Dwarf Mixed. These form handsome bushy plants and this mixture contains the popular shades. Pkt. 5c.
 Nigella, Mixed. This is a curious plant with delicate foliage and lovely blue and white flowers. Pkt. 5c.
 Petunia, Mixed. We offer a fine collection of different colors. Pkt. 5c.
 Petunia, Rose. Lovely, large, pink flowers. Pkt. 5c.
 Petunia, Peerless. A handsome white variety. Pkt. 10c.
 Poppy, Mixed Colors. Splendid mixture of single and double sorts. Pkt. 5c.
 Phlox, Mixed. Highly colored flowers that are very desirable for bedding. Pkt. 5c.
 Portulacca, Mixed. Very showy dwarf plants of various shades and colors. Pkt. 5c.
 Ricinus, Mixed. Graceful, ornamental plants. Pkt. 5c.
 Sweet William, Mixed. Popular free flowering plants of easy culture, producing blossoms of various colors. Pkt. 5c.
 Stocks Choice German, Mixed. All the popular colors. 10c.
 Salvia, Blue Beard. Handsome bedding plants, with fine blue flowers. Pkt. 5c.
 Salvia, Scarlet. Bright, showy scarlet "Sage Plant." Pkt. 5c.
 Schizanthus. Elegant flowering annuals with beautifully marked flowers of all colors. Pkt. 5c.
 Sweet Rocket, Mixed. Sweet scented flowers that are very fine for bouquets. Pkt. 5c.

Salpiglossis, Mixed. Peculiar funnel shaped flowers of almost every shade and color. Pkt. 5c.
 Thunbergia. Ornamental climbers that bloom abundantly through the summer months. Pkt. 5c.
 Verbena, Mixed. All the popular colors. Pkt. 5c.
 Verbena, Harlequin. A showy variety with striped blossoms. Pkt. 10c.
 Verbena, The Bride. Large pure white flowers. Pkt. 10c.
 Verbena, Fireball. Brilliant showy red flowers. Pkt. 10c.
 Verbena, May's Mammoth. This includes the largest and most showy flowers in this class of plants. The seed has been saved with great care from the choicest varieties. 10c.
 Wallflower, Mixed. Favorite sweet scented flowers of different colors. Pkt. 5c.
 Zinnia, Mixed. A splendid collection of single and double varieties. Pkt. 5c.

A Few Choice Pansies

We secure our Pansy seed from the best German, French and European growers, and offer as fine a quality as can be grown.
 Emperor William. Large size, of a beautiful shade, gradually deepening to a purple. The finest of its color. Pkt. 10c.
 Snow Queen. Handsome pure white flowers. Pkt. 10c.
 Sunshine. Beautiful mahogany colored blossoms. Pkt. 10c.
 Faust. Rich deep black. Pkt. 10c.
 King of Yellows. Clear yellow flowers. Pkt. 10c.
 Finest Mixed. Different shades and colors. Pkt. 5c.
 English Show Mixed. All the richest and most delicate colors. Pkt. 10c.
 Casslers Mixed. The latest creation in pansies. Blossoms are of enormous size and are most beautifully blotched, marked and striped in an inconceivable variety of colors. Pkt. 25c.

SWEET PEAS

Sweet Peas have all the qualities which are prized in decorative plants—gracefulness of form, brilliant and varied color and delicate perfume. Early in February, in a situation not too sunny, plant 3 to 5 inches deep to insure good roots, and two or three times during the season bank soil against the roots. Sow also in October, giving the plants slight protection during winter. Don't gather the blooms grudgingly. The more you cut them, the more they will flower.

The great number of varieties introduced in recent years has made the list confusing and cumbersome; many of the old sorts are not worth growing compared with the newer and improved kinds. We have discarded the worthless varieties and offer below what, in the opinion of Sweet Pea experts, are the very best and most improved varieties of each color, every inferior kind and duplicates being discarded. Our selection contains a complete range of color from pure white to deepest maroon, every sort of distinct merit. PRICE: All varieties, pkt. 5c.; oz. 10c.; ¼ lb. 20c.

Aurora. White, flaked with orange-salmon; large flower.
 Blanche Ferry, Standard deep pink, wings nearly pure white; three flowered, stems long and strong.
 Captain of the Blues. Nearly true blue, flowers large, three or four on good stems.
 Coccinea. Bright rich cherry red.
 Countess of Lathom. A very pretty and delicate cream pink.
 Dainty. Large, pure white, edges tinted pink.
 Dorothy Eckford. Pure white, extra large and borne three to the stem.
 Duke of Sutherland. Dark purplish maroon, wings violet indigo.
 Emily Henderson. Large pure white, profuse and continuous bloomer, early.
 Hon. Mrs. E. Kenyon. Splendid primrose-yellow, extra large flower.
 Janet Scott. Rich deep pure pink, very pretty.
 Jeanie Gordon. Large bright rose standard, shaded cream.
 King Edward VII. The best dark red, large flower on strong stems.
 Lady Grisel Hamilton. Best of all lavender varieties, large.
 Lord Roseberry. Rosy magenta, fine form, free flowering.
 Lottie Eckford. White, edges of both standard and wings a clear heliotrope-blue.
 Lovely. Beautiful shades of soft shell-pink.
 Mont Blanc. The best forcing sort, pure white, good size, bears profusely.
 Miss Wilmot. Richest orange pink, delicately shaded rose, very large flower.

Navy Blue. Standard brilliant royal purple, wings pure violet.
 Othello. Deep maroon. The best dark sort, of fine form and size, three-flowered.
 Prima Donna. Exquisite soft pink, large flower, profuse bloomer.
 Prince of Wales. Intense bright rose color, the finely formed flowers are borne three and four to a stem.
 Stella Morse. Deep cream, shading to primrose.
 Venus. Soft buff-pink, standard shaded rosy pink.

Sweet Pea Mixtures

McMillan's Special Sweet Pea Mixture. A peerless mixture, made up of the cream of the very best named kinds, all of them choice, large-flowering sorts of every color and type, the colors being evenly distributed throughout. No matter at what price or under what high-sounding name it may be offered, for diversity of color, size of flowers and beauty of forms, no other mixture can possibly surpass our "Special Mixed." Pkt. 5c.; oz. 10c.; ¼ lb. 25c.; lb. 60c.
 All Colors Mixed. A very good mixture containing all the older varieties, and will give a good display throughout the season. Pkt. 3c.; oz. 7c.; ¼ lb. 15c.; lb. 30c.
 Double Sweet Peas. Have divided or multiplied standards, sometimes three, and even four, each as large as a single blossom. About 75 per cent. come double. Pkt. 5c.; oz. 10c.; ¼ lb. 20c.; lb. 60c.
 Perennial, or Everlasting Sweet Peas. Once planted these come up year after year. Colors, red, white and blue. Pkt. 5c.; oz. 30c.

SUMMER-FLOWERING BULBS

CANNAS

Dwarf French Cannas grow about 3 feet high are excellent for bedding and massing. Their pyramids of bright flowers are very attractive during the summer and fall months. Should our stock of any sort be sold out, we will substitute one most closely resembling the variety ordered.

- Large Roots, each 15, cents; dozen, \$1.25; postage 5 cts. each extra.
- Austria. Flowers 6 to 7 inches across; five-petaled, three pure yellow and two slightly spotted carmine.
- Allemania. Upper petals scarlet, broad yellow border.
- Alphonse Bouvier. Deep velvety crimson; very fine.
- Alsace. The White Canna. Pale sulphur yellow upon opening, changing to pure white.
- Charles Henderson. Deep crimson; yellow at the throat.
- Egandale. Brilliant orange-scarlet; dark bronze foliage.
- Florence Vaughan. Rich yellow, spotted with bright red.
- Italia. Flowers 6 to 8 inches across; rich flaming scarlet, with broad yellow border.
- Mad. Crozy. Crimson-scarlet, bordered with yellow.
- Paul Marquant. Extra large deep salmon flower.
- Queen Charlotte. Crimson, banded with canary yellow.
- Salmon Queen. A pleasing and peculiar shade of salmon.
- Mixed Cannas. Named sorts from which labels have become detached, equally as good as the above. All colors, each, 10 cts; dozen, 80 cts.; postage 5 cts. each.

CALADIUMS

- Esulentum. (Elephant's Ear). A most effective plant for lawns and groups. Of easy culture, but requires good soil and plenty of water. Extra large bulbs, each, 15 cts.; dozen \$1.50. Medium size bulbs, each, 10 cts. dozen, \$1.00. postage extra, large bulbs, 8 cts.; medium 5 cts.
- Fancy Leaved. May be grown either in greenhouse, window-boxes or out of doors, making elegant decorative plants. Plant when ground has become warm in a partly shaded situation, in well-enriched soil. Each 25 cts.; dozen, \$2.25, postage paid.

DAHLIAS

- Large Roots, 15c. each; doz. \$1.50: If by mail, add 5c each.
- A. D. Livoni. Soft pink, petals quilled, full center.
- American Flag. Pure White crimson stripes.
- Arabella. Pale primrose, shaded old rose and lavender.
- Brunhilde. Rich plum color, and exceptionally fine flower.
- Clifford W. Burton. Finest canary yellow, 4 inches across.
- Eloise. Blush pink shading to white, each petal margined with deep glowing maroon.
- Fashion. Crimson maroon, flamed purple, single.
- Kreimhilde. Pure pink cactus dahlia, shading to white in center
- Nymphae. Bright pink, shading darker toward outer petals.

- Olympia. Deep rose pink, penciled rich crimson, 6 in. across.
- Queen of Yellows. A beautiful clear yellow.
- Queen Victoria. A splendid large deep yellow, finely quilled.
- Winsome. Creamy white, of good size and perfect form.
- William Agnew. Intense rich dazzling red.
- Zulu. The Black Dahlia. Jet black which changes to black maroon.
- Mixed Dahlias. A large assortment of unnamed sorts, comprising every conceivable color and shade. First class in every way, only the colors are not kept separate. Each, 10c. dozen, \$1.00.

GLADIOLUS

- One of the most attractive of summer-flowering bulbs. Excellent for mixed beds, and produce gorgeous effects if massed in large clumps. For a succession of bloom throughout the summer, plant at intervals from April till June.
- Scarlet and Red. Each 5c.; doz. 25c.; 100 \$1.75.
 - White and Light. Each 5c.; doz. 30c.; 100 \$2.25.
 - Pink Shades. Each 5c.; doz. 25c., 100 \$1.75.
 - Striped and Variegated. Each 5c.; doz. 30c.; 100 \$2.50.
 - Yellow. Each 5c.; doz. 40c.; \$3.50.
 - Mixed, Extra large Bulbs. Each 5c.; doz. 20c.; 100 \$1.50.
 - Mixed, Second Size Bulbs. 3 for 10c.; doz. 15c.; 100 \$1.10.
- If by mail, add 5 cents per dozen for postage.

Madeira Vine Roots

On account of its rapid growth and thick shade, this is one of the most popular climbers. Will run 20 feet or more in a season. Each 5c.; doz. 25c.; 100 \$2.50. If by mail add 5c, per dozen for postage.

Tuberoses

- Prime favorites, and invaluable for bouquets. Tuberoses prefer a strong, rich warm soil. To ensure perfect development, they require plenty of heat and water. If by mail add 10 cents per dozen for postage.
- Excelsior Pearl. A short, robust variety, producing immense spikes of perfectly double flowers. Large bulbs, each 5c.; doz. 25c.; 100 \$1.50. Second size, 2 5c.; doz. 20c.; 100 90c.
 - Albino. A branching single variety, blooming twenty days earlier than other sorts. Each bulb throws up from two to five flower stalks, bearing large flowers of purest waxy white. The petals recurve gracefully, making the flowers resemble some species of Jassamine. The odor is not so heavy as that of the ordinary Tuberoses. Each 5c.; doz. 55c.
 - Variegated-Leaved. The leaves of this variety are bordered with creamy white, which gives it an ornamental appearance. Blooms earlier than Excelsior Pearl. Has large, single flowers of delightful fragrance. Each 5c.; doz. 35c.

BONORA PLANT FOOD:—Makes strong, healthy plants: the kind that yields the largest blooms in great abundance.

Flower Pots and Saucers Very Best Quality

Charge will be made for packing pots, pans and saucers, at 25 cents for order amounting to \$2.50 or less. On larger orders proportionate charges will be made. This barely covers cost of packing.

Standard Pots: Inside Measurement

Diam.	Doz.	100	1000
2 inch	\$0 10	\$0 60	\$ 4 50
2¼ inch	12	65	5 00
2½ inch	15	75	5 50
3 inch	18	1 00	8 00
4 inch	25	1 40	12 50
5 inch	40	2 50	22 50
6 inch	60	3 50	33 00
Diam.	Each	Doz.	100
7 inch	\$0 08	\$0 85	\$ 5 75
8 inch	12	1 25	9 00
9 inch	16	1 75	12 50
10 inch	25	2 50	18 00
11 inch	30	3 00	22 50
12 inch	40	3 75	30 00

Saucers

Diam.	Doz.	100	Diam.	Each	Doz.
4 inch	\$0 20	\$1 25	9 inch	\$0 08	\$0 75
5 inch	25	1 50	10 inch	09	80
6 inch	30	2 00	11 inch	10	1 00
7 inch	40	2 75	12 inch	12	1 20
8 inch	60	4 25			

Shallow Pots


Made similar to ordinary flower pots, but flat, being only 4½ to 5 inches deep. They are excellent for Bulbs, also Chrysanthemums, Ferns and other plants.

Diam.	Each	Doz.	Diam.	Each	Doz.
6 inch	\$0 05	\$0 50	10 inch	\$0 18	\$2 00
8 inch	10	1 00	12 inch	25	2 50

McMillan's Lawn Grass Seed

Our Lawn Grass Mixtures are specially adapted to our southern soils and climate, and are put up with practical knowledge and experience as to the grasses which will give best results and satisfaction in our section. For beautiful, velvety lawns, where proper care and attention can be given during the summer, **McMillan's Evergreen Lawn Grass** is the best that can be used.

This will form a rich, deep, green velvety lawn in a few weeks' time. It is composed of various grasses that grow and flourish during different months of the year, so that, with proper care and attention, a beautiful, green lawn can be kept all the year round. The grasses used are those which years of experience have shown to succeed and do best in our southern soils and climate. Sow at the rate of 60 to 75 lbs. per acre, or for small yards one quart to 300 square feet. price per quart 25 cents; if sent by mail, 30 cts.; bus. \$4.00



VARIETIES OF GRASS SEED

Kentucky Blue Grass, Herds or Red Top Grass, Orchard Grass, Timothy (Finest Grade), English Perennial Rye Grass, Sheeps Fescue, Tall Meadow Oat Grass, Rhode Island Bent Grass, Creeping Bent Grass, Meadow Foxtail, Wood Meadow Grass, Meadow Fescue, Hard Fescue, Johnson Grass, Bermuda Grass, Sweet Scented Vernal.

Varieties of Clover

Our Clover Seeds are of the very finest re-cleaned samples. American Red Medium, Mammoth Red or Sapling, Scarlet or Crimson, White Dutch, (Finest American), Alfalfa or Lucerne, Alsike or Swedish, Japan Clover.

Price of Grass and Clover Seed upon application.



Timothy



Meadow Fescue

Forage and Hog Crop

Early Amber Sorghum. (*Andropogon Sorghum*) Three almost distinct cultures. First: Green forage. Second: Cutting when ripe and saccharine and feeding it to stock or storing it for them. Third: Grinding it for syrup. This is the earliest Sorghum. Sorghum is not appreciate in Georgia as it is in the West, and in Texas and Tennessee. Does well sown with late cow peas, 3 pks. to acre; broadcast and cut before seeds ripen or can be broadcast alone. Sow twenty pounds to one acre, if in drills, for forage, and one bushel broadcast per acre; ten pounds in drill for syrup. Will stand severe droughts. Does not impoverish land only to small extent. For forage sow till August 20th. One pound, 10c; 10 pounds, 50c.; 1 bushel \$1.85; 5 bushels at \$1.75.

Early Orange Sorghum. Georgia Experiment Station makes total 3 cuttings green forage per acre, 42,018 pounds. It is larger, closer growing and later than Amber; while not adapted so well to very early growing, yet for later forage crop and for the silo it is better than Sorghum. Tennessee grows nothing else. Planted throughout spring and summer. An elegant feed, milk producer; can be sown many years successfully on same soil. No cattle should be allowed to "gorge" on any green food. Largely used in Georgia for syrup making. One pound, 10c; 10 pounds for 50c. 1 bushels, \$1.85. 5 at \$1.75.

Georgia Pearl or Cat-tail Millet. (*Pennisetum Specatum*) Known also as Pencillaria, Horse Millet, Japan Millet, and Maud's Wonder Forage Plant. The United States seedmen supplied. No other plants makes so much forage as this. Total of three cuttings green forage per acre at Georgia Experiment Station, 52,415 pounds, equals 10 tons cured fodder. Drill 10 pounds to acre in 3 feet, or closer rows, 25 pounds if for hay. Plant in spring. Stools at ground. Thick foliage. Heads not eaten. This is by far the most popular of all the green eaten millets. Not saccharine. Not sold by bushel. One pound, 15c; 5 pounds at 14c; 10 pounds at 12c; 50 pounds at 10c.

Native Georgia Rye. (*Secale Cereale*) 56 pounds to bushel. It stools heavily. Can be grazed several times, and then allowed to go to seed. Cut and fed green, has made ten tons green food in five months per acre. Rye grown in Tenn., Va., North and west, is cheaper; but it is spring sown and runs here on the ground, is slow growing, and is not good

Forage and Hog Crop *Continued*

here. It is a different type of Rye. Their Rye is called "White Rye," our Georgia fall-sown Rye is called "Black Rye." Plant in September or October and through January and into spring one bushel per acre. Bushel, \$1.70; sack, 2½ bushels, \$1.60 per bushel.

Georgia Bearded Barley. (*Hordeum Sativum*) 48 pounds bushel. Sow 1½ bushels to the acre. Best in fall, though can be sown in spring. Excellent fall, winter and spring pasture. Continuously grazed. Dense foliage and strong and nutritious food. Yields largely of grain. Can be cut for grain two weeks earlier than wheat. One peck, 40c; 1 bushel, \$1.35; sack, \$1.25 bushel.

Georgia Beardless Barley. (48 pounds bushel.) Sow in August and cut in October, or sow for spring use in February or March. Ripens in June or before. Makes fine grazing; and a big yield of seed. Ripens earlier than bearded, and is taller, larger and stiffer. Being beardless is easily handled, and can be fed to stock without danger—same as oats. Cattle very fond of its hay. Is six rowed; hull remains tight; long head. Ripens 60 to 90 days. February planting makes quickest and best of all spring forage. Better and safer crop than spring planted oats. Planted February and cut late in May like oats, it permits the growing, on same ground at once and following, of cow peas, sorghum or King's cotton, thus giving two crops in seven months on same land. One bushel, \$1.60; sack, \$1.50 bushel; 5 bushels at \$1.40.

Georgia Chufas. (*Cyperus Esculentus*.) Hognut, ground Almond. Perennial. Georgia grown seed. U. S. seed trade supplied. Forty-four pounds bushel. Be sure and get supply in January. Demand always consumes supply before April 1. Plant 1 peck per acre as late as June. Soak seed a week. Plant 12 in. apart in rows 2 and a half feet apart. Do not bed or hill up. Give two plowings and hoeings. If you get a bad stand pull out shoots from growing plants and plant and use these. Grow just under the surface like all grass nuts. Invaluable for fattening hogs. Turn hogs in patch. Mature in October and lie in ground till eaten. Hand gathering slow and expensive. Grows best on well manured sandy soil. Yields 50 to 100 bushels per acre. Quarts 25c; peck, \$1.25; bushel, \$4.00.

Teosinte. (*Euchloena Luxurians*) Many growths a season. Mississippi Experiment Station reports twenty-two tons per acre green forage product. Louisiana Experiment Station reports 50 tons. One seed makes thirty to fifty stalks or stools. On rich land grows fifteen feet high, and produces a larger amount of forage than any known plant. Have seen 225 pounds forage from one seed. 10 per cent saccharine. Seeds only in extreme South. Plant in April, 3x5 feet; cultivate as corn. It takes 85 degrees heat to germinate Teosinte. Needs a long hot season, rich soil, abundant moisture. Fine for Silo. One ounce, 10c; ¼ pound, 25c; 1 pound, 80c. Two pounds, one acre.


Spanish Peanuts (*Arachis Hypogea*) 28 pounds to bushel. Georgia grown seed. U. S. seed trade supplied. Magnificent hog crop. Yield per acre about 60 bushels peas and one ton vines or more. Plant about two bushels per acre, March or July, following oats; or plant two crops, March and July in same ground. Plant close in sandy lime lands. Tops are fine foliage. Hay is richer in protein than any other more so than Red Clover. Peas easily harvested as all peas hang to roots, as plant is pulled up. Hogs can be turned in on patch, or the vine can be fed all winter from the storage barn, after peas have been picked, or not. Plant; too, in corn rows between the stalk. Being a legume, it enriches land. Crop largely a failure. Get prices.

Va. and N. C. Peanuts (22 pounds to bushel) These are larger than Spanish. In size Va. are large, N. C. medium, Spanish small. Often used for parching.

German Millet. (*Chaetochia Germanica*.) Choice Tennessee grown. Known as Japanese and Golden Wonder. Western seed no good here. German Millet, an enormous yield of most nutritious feed. German Millet must be sown thickly, about one bushel per acre, and the crop cut while it is in bloom, before the seeds harden in the head. Sow when the weather gets warm, in May or any time during summer until end of July. Two crops can be seeded and grown during the summer

on the same land. Good hay combination with cow peas. 1 lb. 10c.; peck 75c.; bushel \$2.00; 2½ bushels at \$1.75.

Velvet Beans. (*Mucuna Utilis*.) A Legume; use our soil Inoc. Bact. (Seeds only in extreme South. Seed trade supplied Powerful mulch crop for orange and peach orchards. Good green soiler for La. Cane fields, cheaper than high priced 1907 cow peas. A powerful soil enricher on poor soil. Frost killed vines carrying beans in pod, or dry hay relished by all cattle. Yield good mulch even when cut for hay as bottom leaves fall when ripe. For replenishing worn out land large growers say it largely excels cow peas. Vine form a mass three or four feet high and run twenty feet or more. Plant in late spring or early summer; needs about 85 degrees heat for germination, 2 feet in drill by 4 feet, several beans to hill; one peck to acre cultivate like cow peas in every way. For enriching poor land, plant in spring and turn under in January. Sandy lands best. Have high feeding value. Cut with rolling cutter or disc plow. One quart 15c.; postage extra, 15c.; 1 peck \$1.00; These prices subject to market changes



Alfalfa

Rye Grass

White Kaffir; Red Kaffir Corn Large growth of foliage, valuable too on account of its yield of grain, which makes most nutritious feed, both for stock and poultry. Withstands drought stays green till grain ripens. Yields per experiment Station 21,344 lbs. green per acre. Sown with cow peas, broadcast, at the rate of a peck of kaffir corn to a bush. of cow peas per acre. Both can be cut together, making an enormous yielding crop of most nutritious feed. For a forage crop by itself kaffir corn should be sown broadcast at the rate of from three-quarters to one bushel per acre, or drill peck per acre, good for 3 or 4 cuttings. Pound, 10c.; peck, 75c; bushel (50 lbs.) \$1.75. for poultry feed (better even than wheat); 100 pounds at 2½c pound. 500 pounds at 2c. pound.

Millo Maize Or Branching Dhoura A variety of Sorghum, non-saccharine, growing stalks eight to ten feet high. Grows in every way similar to Kaffir corn. It bears dry weather and makes its crop where corn would wholly fail. Plant in 3 foot rows leaving one or two plants every 12 inches in the row and cultivate as corn; 10 lbs. per acre; stools heavily, 5 to 6 stools from each seed. Can cut green many times. One of the silo, yields per Miss. Experiment Station, 23,877 pounds green stuff per acre. Pound, 10c; peck 75c, (50 lbs. bushel. Bushel \$2.00

Horse Tooth Silo And Fodder Corn. Largely used about Atlanta by dairies. This is the famous Silo Corn, largely sent north and to Europe for silo use. Reports as high as 60 tons per acre silo have been made. Drill lightly. 1 peck 50c; 1 bushel, \$1.75. (½ bushel per acre).

White Rice Pop Corn. Golden Queen Pop Corn. Valuable forage plant drilled; 2 foot in drill. (peck to half bushel per acre. We are large dealers in pop corn for forage or popping. Pint 15c; quart, 20c; peck 90c; bushel, \$2.50.

Forage and Hog Crop *Continued*

Beggar Weed (*Desmodium tortuosum*.) Headquarters, U.S. Seed trade supplied. The "Clover" of extreme South. Legume. Grows four to eight feet high. Sow 10 pounds per acre. Barely cover. Drill or broadcast seed or sow in June rains on top of ground in corn rows at last cultivation. Comes up in June and matures in 80 days. Can cut several times or pasture late summer and fall. Cut for hay at blooming time with mower. Re-seed itself. Easily eradicated. Is in way of no crop. In worn pine land as a renovator of soil it has no superior. Fine for green cutting. For hay cut when 3 or 4 feet high. Miss. Experiment Station reports 42,429 pounds green stuff per acre. In South grows 6 to 10 feet high; in the north 3 to 4 ft. One pound 35c; 5 pounds for \$1.50; 10 pounds for \$2.60.

Dwarf Essex Rape (*Brassica Napus*.) The universally grown forage crop in England, Germany and Canada for pasturing lambs, and sheep and also cows. Drill ten pounds per acre in spring or fall through October, or 25 pounds broadcast in damp lands, or drill in rich uplands. Sown in August it makes in two months an enormous amount of green food, two to feet high and branching. Deserving of large growing for green cattle food in winter when rye is almost only thing to be had. Does not make milk "taste". Acre will fatten 20 sheep in 2 months, a lamb growing seven or eight pounds a month. One third acre will feed 10 hogs 2 months. Can be grazed or cut 3 or 4 times. Never cold killed. Fine for green winter food, 1 pound, 25c.; 5 pounds, 65c.; 10 pounds, \$1.00;

Jerusalem Artichoke. (*Aleanthus Tuberosus*.) Georgia grown. Contract cash with order in January. Fine hog crop. Even in five feet rows run from row to row and make tubers,

OATS

Appler Oats. (52 pound, 1 bushel) Fall sown finest Oats, according to Experimental Station, Georgia, in the South. Rust proof; hardier than Texa. Heavy, often 37 pound to bushel. Matures about ten days earlier than native rust proof and week or 10 days later than Burt. Exceedingly prolific; can be harvested about last week in May. Georgia Experimental Station says these are by far Georgia's best Oats. About 10 to 15 per cent. better in straw and oats than Nat. R.P. Oats.

Improved Ga. Rust Proof Oats. These are best native rust proof oats. These oats have been selected and improved three or four years. They stand far more cold than improved Texas oats, which are all spring grown; and are far heavier. These oats weigh a good per cent more than Texas Rust proof. Our friends must remember that it takes as much chaff for a little as a big grain and in Texas oats they are buying mostly chaff and beard.

Burt Oats These are practically the only spring oats, far better and safer than other oats sown in spring and when oats are winter killed these oats are invaluable. The Burt oats is also good oat sown in fall; three weeks earlier than native Rust Proof. The man who wants oats three weeks earlier than other oats must plant Burt.

Turf or Grazing Oats. (Known as Va. Gray winter.) Do not resemble oats till they head; looks like rye, and looks, too, like orchard grass. No cold whatever seems to kill them, they can be winter grazed, and afterward will grow off and head out in spring like rye. These oats are popular and wider used further north. We have sold them for four or five years and our growers have been greatly pleased with them.

Texas Seed Oats. The usual Texas oats sold by growers are seed oftentimes full of cheat, Johnson grass, rye, Texas sunflower, and what not. We try to get in these the best seed.

Improved Black Russian Oats. (*Tartarian: Black Beauty*) 32 lbs. per bushel. The best all black oats. They are very early, straw is strong and vigorous, the head is extremely long. It stools out remarkably. In one instance they made as much as 200 stools from grain and 442 grains on one stalk. The grain is exceedingly black, shiny, plump and full. The hull is exceedingly thin and localities in the West report the yield as high as 70 bushels to the acre, with only ordinary cultivation. Thus far it is absolutely rust proof. So heavy are they that they sometimes run measured bushel 48 pounds. Sow in fall. Hardy and stiff, don't fall down. Tall.

Prices of all oats on application.

the underground being a net work of artichokes. Will stay in ground all winter and not freeze. Turn in hogs at any time. If not eaten too close crop will come up spring without second planting. Use also pickles. Cut tubers like Irish potatoes and plant after frost one piece every three feet, in four foot rows. Three bushels one acre. Sold only in 3 bushel lots (1 bbl) in February for \$3.50.

Russian Sunflower Seed. Sow in spring five pounds to one acre. Great improvement over the small sunflower. Some are eighteen inches in diameter. Ornamental. Large seeds. In Russia used for oil. Known here as the best of all poultry foods—forty to fifty bushels grown per acre. In cities it is parrot's food. We keep this seed in large quantities. 3 oz. 5c; ½ pound, 10c.; pound 15c.; 5 pounds 50c. For hen food 200 pounds at 7c. and 50 pounds at 8c pound

Cassava. (*Manihot Aipi*) Annual. Grow 4 to 6 feet high; roots in winter in the South; are eaten by cattle or made into starch. Plant it February in 4 foot checks, 1 seed joint cane in each check covering 2 inches. 1,000 feet 1 acre, \$5.00; ½ acre \$3.00.

Soja Beans (*Glycine Hispide*) Erect: an annual legume with hairy stems and leaves. Plant seed half bushel to the acre in drills 2½ feet apart, and cultivate as corn: or broadcast, cut, cured, feed, as cow peas; or plant between hills of corn thus making two crops on land. The yield of seed is enormous. Good for stock, green, or silage, or as hay. The yield of green forage is 6 to 8 tons per acre, and of beans from 40 to 100 bushel. The beans feeding value is greater than that of known forage plant except peanut. A peck 90c; a half bushel \$1.50; 1 bushel \$2.50.

POTATOES

Maine Potatoes. New York, Boston and Providence sells to the wholesale grocery trade of the South a large amount of so-called Eastern Potatoes that come from the West and through the lakes. These make big tops, but not two potatoes to the hill. These are sold cheap. They sell also Maine commission job lots branded-to-suit potatoes. We handle only the genuine Aroostick, Maine (direct in car lots), potatoes. These potatoes come to us direct and by these tags you know you are not getting New York stock with "rot" in them, nor western seed that makes no potatoes in the South.

Maine Triumph or Red Bliss. Extra early, round, pink skin, white flesh, handsome; especially adapted to Southern soil and climate. Southern trucker's favorite. 1 sack at \$3.00; 2 at \$2.95; 3 at 2.90; 5 and over at \$2.85.

Maine White Bliss (or Pride of the South.) Same as Red Bliss, except color is white. Same price as Triumph.

Maine Houlton Early Rose. One of the most popular of all potato varieties in the United States. Productive, good table qualities and a satisfactory all round early variety. A great improvement over the old fashioned Early Rose. Larger in size. Same price as Triumph.

Maine Green Mountain. Very handsome oval white potato, medium late, well flavored. Disease resistant. Productive and best hotel potato known. Same price as Triumph.

Maine Beauty of Hebron. White potato, week later than Early Rose. Superior for table; exceedingly productive. Same price as Triumph.

Maine Early Goodrich. Color is pure white and highly recommended for market and home use. A standard for a generation and still popular. Same price as Triumph.

Second Crop Irish Potatoes. Red Bliss Triumph. Ten peck sack. Price on application.

Sweet Potatoes. Georgia grown. No part of America, we believe, grows the sweet potato to the same perfection that Georgia does.


Vineless Bunch Yams. Vines do not run; grow erect; can be plowed and cultivated like corn; grow well between corn hills; potatoes easily gathered, bunching like Irish potatoes; sweet. Barrel (3 bushels), \$4.00.

Pumpkin Yam. Rather late; universally grown about Atlanta. Georgia Experiment Station says: "Oblong, weight 2.41 pounds; color skin, cream pink; flesh, pumpkin red; quality, rich, sugary; productive and improves with keeping." Barrel (3 bushels), \$4.00.

FIELD CORN

We make a specialty of Field Corns, having our seed grown for us in North Virginia—in the best latitude. Six quarts to the acre. Bushel 56 pounds shelled; on cob 70 pounds. Postage extra, per pint 10 cents; per quart 15 cents.

Red Cob. The great Tennessee corn. White grain, not flint, medium red cob. Universally used in Georgia, proving to be the best corn for sandy soils and also for bottom lands. Almost wholly drought resistant. Has made 20 bushels in sandy soils when other corns made five. The best all purpose corn, and adapted to all lands that grow corn. Medium early in maturing. Same price as Dents.



Hickory King

Pennsylvania Yellow Dent Corn. Well known. Our earliest field corn. Meal can be had from it latter part of July, being thus valuable to farmers. The planting of Dent corn increases each year. Its earliness makes it invaluable. It loses earliness if native seed are planted. Buy fresh seed each year. We believe in size of grains, etc., we sell the best Dent corn in the South. One quart, 15c; 2 quarts, 25c. peck, 60c; bushel, \$1.65; sack, 2½ bushels, \$1.50 bushel; 5 bushels at \$1.45 bushel.

Pennsylvania White Dent Corn. Same as above, only grain is white, which some prefer. Same price as yellow Dent. Many plant this for early garden use. We lay great store by the superiority of this North Virginia corn as sold by us. For early farm corn nothing takes the place of Dent corns. They come on for the farmer in the nick of time. Same price as Yellow Dent.

Cocke's Prolific Corn. Flinty, white, heavy. Two to seven ears. In bottoms has grown 140 bushels shelled corn per acre. Our seed from North Virginia. Stood highest test at Georgia Experiment Station for several years, and also other Southern State Experiment Stations. Given great satisfaction to our customers for several years. Same price as Dent corns.


Marlboro Prolific Corn. A beautiful white Prolific Corn. Medium early, well adapted to both field and table purposes, just flinty enough for milling most beautiful hominy and meal. From practical experience and field tests, Marlboro Prolific is one of the best of all prolific varieties; yields often from 2 to 4 large ears to each stalk. Same price as Dents.

Mexican June Corn. Georgia Grown; Do not plant before June 1st to 15th. Grows ten to fifteen feet high. Full eared; large blades; fine ears. No other corn can be planted so late as this nor grows so tall, nor makes such an amount of late forage. Makes ears till September. You can have roasting ears in September and October and till frost, while remaining stalks give fine green forage for cattle. Pull in December. Till then does not harden on stalks; keeps green and soft. Quart 25 cents; peck, \$1.00; bushel \$3.00.

Blount's Prolific. Large yielding white, flinty, good meal, quick growth for late planting; fine Experiment station results. 1 bushel \$2.00.

Hickory King. White, highland; grain broad and large; cob exceedingly small. Prolific. 1 bushel \$2.00.

Virginia Ensilage. Gourd Seed, Horse Tooth. Makes larger growth and more fodder than other sorts. The universal ensilage and fodder corn. Is largely used by dairies near Atlanta. Same price as Dents.



Blount's Prolific

Albermarle Prolific. Has made 164 bushels per acre shelled. Very tall; white corn, broad leaves, three to five ears. Virginia farmers have averaged 115 bushels to the acre. A cross between Cocke's Prolific Flint and Virginia Dent, making a very valuable, prolific corn. Has won many farmers club prizes. Same price as Dents.

COTTON SEED

Cotton Culture.—Break 8 to 10 inches deep with two-horse plow, and harrow with smoothing harrow; plant with cotton planter; rows 3½ feet to 4 feet apart. Chop out, when cotton is up, spacing in rows 16 to 20 inches apart in the drill—1 or 2 plants to the hill according to the land. Cultivate with cultivator, shallow and level, about every 10 days, breaking crust and leaving a dust mulch to retard loss of moisture. Do not disturb roots.

Toole Cotton. (Short staple) of the King type, low bush; shapely height, 3.73 feet; plant close; 87 bolls to 1 lb. seed cotton. Ala. Exp. Sta. reports 81 per cent. picked in field by Sept. 7th—only a few days later than King's. Can

be planted 15 to 18 inches in row and 2 stalks to hill. Originated some half dozen years ago in Georgia. Today ¾ of our best planters in this country grow nothing else. A cross between King and Peterkin has good qualities of both. Earlier than Peterkin, taller and larger than King, bigger balled. Three large limbs near roots parallel with the ground. Seed green-white, medium size, magnificently productive. Comes early holds on fruiting till late. Fine results on poor land. Stands drought and negro usage. Gin 42 to 45 per cent. Many other cottons only "third". No other cotton so prolific in field or at gin. 1 bushel \$1.25; 5 at \$1.00; 10 at 90c; 25 to 50 at 85c; 100 bushels at 80c bushel.

COTTON SEED *Continued*

King's Cotton Seed. (Short staple) Tolerably small stalk with spreading limbs. Pyramid shape. The earliest cotton in United States. Habitat is highlands of North Carolina, the altitude and latitude making quick early maturing season. 103 bolls make 1 lb. seed cotton. About 38½ lbs. lint to 100 lbs. seed cotton; 82 per cent open by Sept. 1. Averages about 3 feet high. Shipped about 30 cars into Texas last year. King's opens in Texas July 15 (in Georgia several weeks later) Prolific. The writer makes 1¼ bales per acre. Boll is medium; seed very small and green-white; ¾ or more of the blooms have red spots on the bloom. Often makes a second and top crop. Invaluable for planting after wheat, oats and beardless barley, and Irish potatoes are off the ground. Salvation of Texas and Louisiana in the Mexican boll weevil district. Texas and other States should come here every year henceforth for these and other seed in preference to Texas weevil infested seed. We offer this North Carolina stock 1 bushel \$1.25; 5 to 10 at \$1.00; 25 at 90c.

Truit's Big Boll Cotton. (Short staple) Originated in Georgia. Big boll type, 74 bolls making 1 lb. seed cotton. Gins 37 to 39; 23 per cent open by Sept. 7th. This is a distinctive cotton with its big seed and its big bolls, making gathering easy. Some of the most scientific and best posted farmers in Georgia grow nothing else. Has received premiums at five expositions. Well known; largely used. 1 bushel \$1.25; 5 to 10 at \$1.00; 25 at 90c.

Christopher Improved. (short staple) A comparatively new Georgia cotton. One of the best big boll type cottons, resembling Culpepper. Made in 1905 in Georgia. 102 bolls on one tract 106 acres. 60 bolls make 1 lb. seed cotton. 1 bushel \$1.52; 5 for \$5.00; 10 for \$10.00.

Culpepper's Improved Big Boll. Short staple Georgia cotton. A large balled variety. Ranked at North Carolina Experiment Station first in 1900, second in 1901, first in 1902 and third in 1903. Early, 15 per cent out by Sept. 1st. Large sized weed with spreading limbs, well balled and holds its cotton well. It ranked in 1899 first at Georgia Experiment Station. The bolls contain five locks to the boll. Bolls cling close to the branches. 56 bolls make 1 lb. seed cotton. One bushel \$1.50; 5 bushels \$6.25; 10 for \$11.00.

Peterkin Improved Cotton. A South Carolina cotton. Branching, open growing, prolific. Ten per cent of the seed slip their lint that is, are free wholly of lint, and are smooth, bare and black. To uninitiated the seed look mixed. Yield of lint is about 40 per cent. This cotton fruits the whole season. A partial dry season does not largely affect the crop. A tough, hardy limby cotton, good for hard negro usage, poor and droughty lands. Often called "The Negro cotton". Out of 38 cottons ranked 1904 at Georgia Experiment Station as being the most valuable. Late, small boll. 100 seeds yield 1 lb. seed cotton. Average height 4.06 feet. 1 bushel \$1.25; 5 bushels at \$1.00; 10 at 95c; 25 to 50 at 90c, and 100 at 80.

Russell's Big Boll. Hardy, large balled and vigorous growing; yields well, popular with pickers. Stood second in 1900, first in 1901 and 1902 and seventh in 1903 at the Edgewood farm; second in 1900, first in 1901, second 1902 sixth in 1903 at Red Springs, and third in 1903 at Statesville all being North Carolina Experiment farm stations. Short staple.

Originated in Alabama; 55 bolls weigh 1 lb. Medium late. Rank stalk from 4 to 6 feet high, from which spring near its base 2 long limbs upon which the bolls grow in clusters. Bolls large, 4 to 5 locks. Seed are dark green. 1 bushel \$1.25; 5 bushels \$5.50; 10 for \$10.00; 25 at 90c bushel.

Jones' Re-Improved Cotton. Short staple. A Georgia cotton. Big boll. A great favorite with the Agricultural Department at Washington; was distributed by them for a long term of years. Large plant, and lint that is exceedingly strong and prized by thread mills. 53 seed weigh 1 lb. Second cotton out of 30 cottons Georgia Station, as regards size of boll. Medium as to earliness. 1 bushel \$1.25; 5 bushels for \$5.50; 10 for \$1.25; 25 at 90c bushel.

Mortgage Lifter. Short staple. Big boll. Big boll type. 13 per cent open by Sept. 1st. A Georgia cotton. Much advertised in North Georgia. A highly prolific type, close kin to Jones' improved Big Boll. 1 bushel \$1.25; 5 for \$5.50; 10 for \$10.50; 25 at 90c bushel.

Jackson Limbless Cotton. Short staple. A Georgia cotton. Medium large boll; 71 bolls making 1 lb. seed cotton; 41 per cent open by Sept. 1st. Widely and sensationally advertised and controlled several years by syndicates. Almost wholly limbless; very tall, as tall as a man. A most striking and distinct cotton; known to be the most Root-wilt resistant cotton in the United States. 1 bushel \$1.50; 5 bushels at \$1.25; bushel; 10 for \$12.50.

Broadwell's Double Jointed Cotton. Originated in Georgia. A sensational cotton exhibited, and was awarded first and second prize Georgia State fair 1905 for the largest yields, and Macon Fair 1905. The cotton is double jointed that is, where one boll stem originates usually there is two in this cotton. The originator has a certificate from his gin company showing that he gathered in 1905 over 12 bales of 409 lbs, each from 4 acres. Seed sells by originator 50c a pound, or \$1.50 a peck. We offer it at 25c a lb. or \$1.25 a peck.

Sunflower Long Staple. Originated in Mississippi in 1900. U. S. Agricultural Department has introduced and exploited this cotton. Our stocks are from their seed. U. S. government says; "Yield fully equal to short staple varieties. For 4 years previous to 1906 brought in Mississippi highest price of any cotton, viz: 14½ to 15½ cents a pound. 19 per cent open by September. Almost as early as King cotton. Plant medium, vigorous sugar loaf in form; bolls medium, 4 to 5 locked, opening well, but not dropping seed cotton; seed medium to small, covered with white fuzz; lint fine, strong, length 1½ inches. Seasons early". In Charleston 1906 30 bales sold for 6½ cents premium. Long staples are more valuable now than ever before known. Buy this U. S. Agricultural Department exploited cotton. 1 bushel \$1.50; 5 bushels \$6.00; 10 bushels for \$10.00.

Florodora Long Staple. Has been tremendously advertised. A South Carolina cotton. Yields of one to three bales per acre reported from almost every cotton producing State. Rapid, vigorous growth, branching freely and fruiting heavily; matures 15 per cent by September; bolls often five-locked. Sold in 1906 at 16 cents a pound, when middling was 11 cents. Easily gathered; will not fall out. Common saw gins answer for delinting. One bushel \$1.25; 5 bushels for \$5.50 10 bushels for \$10.00.

FIELD PEAS

Cow Peas. These seed grown in Georgia, their best habitation, and the South's best friend. The clover of the South. Contains more nutriment as hay than any clover or alfalfa. Grows in poorest soil. Invaluable for hay, peas, or soil renovator. Georgia Experiment Station made, per acre, 25,255 pounds green hay, or 5,000 dry. The soil's best renovator. Seed must come from South. Plant about May 10, or after grain, one bushel to one and a half per acre, broadcast; and between hills, one peck to two pecks per acre. Early planting make most forage; late planting, most peas.

Unknown, or Wonderful, or Boss, or Quadroon. Best combination pea for heavy vines and stock pea stands at the head. Erect vines: late maturing; pale, buff color peas. Prices on application.

Whipporwill, or Speckled. Old variety; tall, upright; yellow pod; brown speckled pea. Earliest of all peas; liked in the north; not much vine to it; grown principally for the peas, of which it bears heavily. Prices on application.

Iron Pea. Small, hard buckshot pea. U. S. Government says: Proof against root-wilt or rot. Does not rot in pods. Can be "picked" late. Green pea vines till frost. Can be planted with oats in fall and will come off after oats are off in spring. Along South Carolina coast they plant nothing else. One bushel plants as much as 1½ bushels of big peas.

POULTRY SUPPLIES

McMillans Liquid Lice Killer

A reliable remedy for Destroying all species of lice, insects and mites effecting poultry and stock.

McMillan's Lice Killer is the cheapest, easiest used, and most effective Lice Killer manufactured. It is a fluid of such strength and so compounded that the gaseous vapor given off by it kills lice, mites and similar insects without coming in contact with them, and is not injurious to fowls, animals or poultry, when used according to the plainly printed directions on each package. It may be applied either with an ordinary hand sprayer or with a whitewash brush.

TO TREAT LARGE NUMBER OF FOWLS. Apply McMillan's Lice Killer liberally to nests, roosts supports and dropping boards. In the absence of dropping boards, nail a board below the roost and coat it with liquid before the fowls go to roost.



FOR YOURG CHICKENS. Paint bottom of box with the liquid and cover painted surface with a thin layer of straw. Place the young chickens on the straw and cover the box with light bagging.

TO KILL LICE ON HORSES AND CATTLE. Paint bagging or old blankets and tie on the animal for half an hour, the painted side away from the animal.

TO KILL LICE ON HOGS. Spray their bedding thoroughly and give their rubbing posts a good coating with the liquid.

FRUIT TREES. Protect your trees during the budding season from insect pests by hanging among the branches pieces of cloth which have been thoroughly saturated with McMillan's Lice Killer. To keep off borers and crawlers: paint a ring 2 in. wide around the trunk.

Always insist on purchasing the genuine. Weak solutions and imitations are never cheap at any price. Agents wanted where we have none already located. Price, 1 quart can, 35c.



among the branches pieces of cloth which have been thoroughly saturated with McMillan's Lice Killer. To keep off borers and crawlers: paint a ring 2 in. wide around the trunk.

Always insist on purchasing the genuine. Weak solutions and imitations are never cheap at any price. Agents wanted where we have none already located. Price, 1 quart can, 35c.

McMillan's Roup Cure.

Guaranteed to Cure or Money Refunded. Roup is the most common and perhaps the cause of more loss to poultrymen than any other disease. It is a catarrhal neglected slight coalds. The first symptoms are frothiness and bubbles in the corners of the fowl's eyes, followed by a watery discharge from the nostrils and eyes, generally accompanied by sneezing and snuffles. The discharges always have a foul odor. Later these discharges thicken and clog the nostrils. The birds head generally swells, the eyes bulge and thick, slimy masses form in the mouth and throat.



To meet the demand for a first-class, reliable Roup Cure, one which will actually cure fowls affected with roup, we offer McMillan's Roup Cure which we guarantee to cure this disease when used in accordance with directions on each package, or agree to refund the purchase price. McMillan's Roup Cure is administered by putting it in the fowl's drinking water, the fowls thus taking their own medicine. When the disease is so far advanced that the fowls cannot see to drink, their head and eyes may be bathed in the remedy until they recover to an extent which will enable them to drink their own medicine.

Pigeon growers as well as poultrymen will find McMillan's Roup Cure of especial value in treating all forms of canker. McMillan's Roup Cure is put up in two sized packages: the larger size package contains sufficient for making 75 gallons of medicine. The small size contains sufficient for making 25 gallons. Packages holding this quantity of remedy are generally sold at two times the price we ask. Price, large size, 50c. small size, 25c., postpaid.

McMillan's Egg Producer

The Hen That Lays is the Hen that Pays

McMillan's Egg Producer contains no injurious drugs or chemicals, nothing but tried and proven ingredients that stimulate and develop the egg producing organs of the fowl and furnish material for eggs. Natural Development: Many egg foods create and maintain by their medicinal properties an artificial condition only to leave the fowl in a debilitated state when the effects of the drugs become exhausted. McMillan's Egg producer builds up the system and keeps it built up, being unlike those conditioners and egg foods which do not act in a healthy normal manner. Its use insures full development and early maturity in young chicks.

Moulting: The use of McMillan's Egg Producer during the moulting period helps the birds to renew their feathers more quickly without loss of strength and keeps them in laying condition during the greatest possible length of time.

Conditioner: In addition to being an egg producing food of high order, it possesses health-promoting properties and puts the birds in fine show condition. The use of this food makes bright red blood, and adds vigor and stamina to the entire flock. Winter eggs are worth most because they are scarce and harder to produce than at other seasons.

If you will use McMillan's Egg Producer according to directions you will get more eggs than by the use of any other foods. Put up in five colored handsomely lithographed 42 oz. cartons containing 150 feeds for 10 hens. Price 25 cents.



McMillan's Cholera Cure

A Dependable Cure for Indigestion, Bowel Trouble, Dysentery, Etc.

Cholera is one of the swiftest and most fatal diseases in the poultry yard. While it is extremely contagious and is frequently introduced to the flock by contaminated fowls, the most frequent cause is tracable to filthy quarters, or the drinking of impure water. The first symptoms are usually a slight watery diarrhoea. The bird mopes around half asleep, shows a lack of energy; the irates, which are white in healthy fowls, are generally either green or bright yellow; the comb darkens frequently turning black and the droppings become bloody.

Most cholera cures heretofore offered to poultrymen have been administered in the fowls food, but as in most instances the fowls lose their appetite and have an increase thirst, the most satisfactory treatment is through the fowl's drinking water. McMillan's Cholera Cure is administered in the fowl's drinking water; it is tasteless odorless and is eagerly taken by the fowls; its cooling effect reduces the fever throughout the birds system and has a beneficial effect on the inflamed membranes. In addition to



POULTRY SUPPLIES and EGGS for SETTING from THOROUGHbred POULTRY

McMillian's Cholera Cure *Continued*

its being an invaluable remedy for treating cholera, it may be used with equally good results in the treatment of diarrhoea, bowel trouble, indigestion and similar diseases. Each box is printed with plainly printed directions for using. Price, box sufficient for making 25 gallons of medicine, 50c postpaid.

McMillian's Fish Food

A pure food prepared especially for feeding Gold Fish, etc. kept in aquariums. Feed such a quantity every other day as the fish will readily consume. Fed regularly as above fish soon become tame and take food from your hand. Never supply more than they will eat from the surface of the water. If you feed nothing but this food you will always have healthy fish. 10 cents per box postpaid.

McMillian's Bird Tonic

An unequalled Remedy for loss of song, asthma or hard breathing, diarrhoea, moulting out of season and those troubles arising from colds or exposure of cage birds, poultry and pigeons. Price 25c per bottle postpaid.

Eggs for Setting

We can supply the following thoroughbred poultry, all first-class stock, originally started from the best birds in this country and carefully cross-mated, so as to give strong and vigorous stock and the best laying strains of the different breeds that it is possible to obtain:

Barred Plymouth Rock. America's popular favorites, splendid general-purpose fowls, recommended strongly for prolific laying qualities and for market or table fowls. Our stock is first-class in every respect. \$1.50 per sitting of 15 eggs.

Brown Leghorn. The Leghorn as egg-producing fowls are better known than any other existing breeds. The young chicks reach maturity early, and commence laying at the age of five to six months. The strong recommendations of this breed are their non-sitting and prolific laying qualities. \$1 per sitting of 15 eggs.

White Leghorn. Similar to Brown Leghorn, except that the plumage is pure white. \$1.50 per sitting of 15 eggs.

Rhode Island Reds. This breed of fowls originated in Rhode Island, and is proving immensely popular wherever they are bred. They are most attractive in appearance, of desirable size and shape, prolific layers, and healthy, vigorous stock. Our stock is from the very best strain of this breed. \$1.50 per sitting of 15 eggs.

Partridge Wyandottes. This breed of the Wyandottes is proving very popular wherever introduced. The fowls are full size, averaging larger than the White and Silver Laced, and are most beautifully marked, attracting the most favorable comment wherever they are seen. They are prolific layers; the young chicks develop and grow rapidly, and they have proved with us particularly healthy and vigorous. Our stock is from prize-winners. \$1.50 per sitting of 15 eggs.

White Wyandotte. Similar in all respects to the Silver Laced Wyandotte, except in color of plumage, which is pure white, and on this account it is more desirable for market fowls, as they do not show any dark pin-feathers when dressed. Our stock is equal to the best in the country. price, \$1.50 per sitting of 15 eggs.

Silver Laced Wyandotte. The Wyandottes are coming into great popularity. They are proving to be the best of general purpose fowls. Very prolific layers, even more so than the Brown Leghorn or the famous Plymouth Rock. Also make fine spring chickens or broilers. The Silver-Laced Wyandotte are beautiful and attractive fowls; hardy vigorous and healthy. \$1.50 per sitting of 15 eggs.

Buff Orpington. An English breed, of recent introduction here. Splendid layers, averaging about the size of the Plymouth Rock, and somewhat resembling that breed in shape \$1.50 per sitting of 15 eggs.

Black Minorca One of the best laying breeds known. Nonsitters. Chiefly valuable for their remarkable production of eggs; the eggs being uniformly white and of large size. \$1.50 per sitting of 15 eggs.

Light Brahmas The Light Brahma is the leading variety of the Asiatic class. This was a very popular breed fifty or sixty years ago; early history is not well known. They are large, the cock bird standing twenty-six inches high, the top of its back being sixteen inches from the crown, length of body fourteen inches. The standard weight of the cock bird is 12 pounds, cockerel 10, hen 9½ and the pullet 8 pounds. \$2.00 per sitting of 15 eggs.

Silver-Spangled Hamburgs Silver Spangled Hamburgs are exceedingly graceful in appearance and are a very pretty bird. They lay a pretty white-shelled egg, but small in size. They are said to be easy keeper. \$2.00 per sitting of 15 eggs.

Buff Cochins Cochins are heavy fowls with feathers clear down to the ground. There are four varieties; Buff, partridge black and white. The standard weight of the cock is 11 pounds cockerel 9, hen 8½ and the pullet 7 pounds \$2.50 per sitting of 15 eggs.

Black Langshans Langshans are medium heavy fowls having an active nature. There are two varieties, the black and the white. The standard weight of the cock bird is 10 pounds, cockerel 8, hen 7 and the pullet 6 pounds. \$2.00 per sitting of 15 eggs.

These Prices Include Packing and Delivery From Our Store, Or to Express Office in the City.

EGGS FOR INCUBATORS.

To those desiring to purchase Eggs in large quantities for incubators, we shall be pleased to quote special prices on request.

Write us your wants, stating kind and number of eggs required.

COCKERELS AND PULLETS.

We can usually furnish Cockerels and Pullets of most of the above breeds of poultry. Prices quoted on request.

"BONORA" Natures Plant Food

This wonderful discovery is good for all living plants, lawns and shrubbery, vegetables, fruit and shade trees, etc. It invigorates the plant, promotes the growth and causes an increased crop and earlier maturity by two or three weeks. It encourages and retains moisture, thus enabling the plant to withstand drought.

BONORA contains an abundance of active plant food in a condensed form, and a trial and its consequent results will fully demonstrate its wonderful qualities; Bonora is a veritable boon to vegetable-growers, as attested by the highest-class endorsements. Put up in dry form, in attractive metal boxes, as follows:

Package making 56 pints 25 cents; postage paid, 30 cents.

Package making 28 gallons, 50 cents; postage paid 65 cents.

Five-Pound Package (making 140 gallons). \$2.50.

Sterlingworth Plant Food Tablets

Takes the place of liquid manure. It starts the plants at once into healthy and vigorous growth and makes them grow and bloom luxuriantly. These tablets drive troublesome insects and worms from the soil. They are odorless, non-poisonous, uninjurious and are clean and easy to handle. If your plants are not doing well, try Sterlingworth Plant Food Tablets, and see how quickly they are benefitted. Trial size box; sufficient for 10 house plants for 3 months, 10 cents, postpaid. Large size box, sufficient for 35 plants for 3 months, 25c postpaid.

TO CANNERS

Who desire to purchase large quantities of Sugar Corn, Tomato Seed or other varieties of seeds for canning purposes, we can frequently name special prices where the quantity warrants. Shall be glad to quote prices or answer inquiries at any time.



**McMILLAN
SEED
COMPANY**

A. H. McMILLAN, Manager

The **OLD RELIABLE SEED STORE**



Growers and Importers
OF
**HIGH
GRADE
SEED**

Wholesale and Retail

Bell Phone 4341
23 South Broad Street
ATLANTA, GA.