

Historic, Archive Document

Do not assume content reflects current scientific knowledge, policies, or practices.

DESCRIPTIVE
CATALOG OF

T.W. Wood & Sons, 1909

AUGUST

FARM &
GARDEN

SEEDS

FOR FALL
PLANTING

Department of Agriculture,
Washington, D. C.



WOOD'S SPECIAL
GRASS & CLOVER MIXTURE
MAKES THE BEST OF PERMANENT
HAY AND PASTURE FIELDS



WHITE & CRIMSON CLOVER
SOWN AT THE LAST WORKING OF
CORN, COTTON & OTHER CULTIVATED
CROPS PREVENTS WINTER
LEACHING OF THE SOIL & INCREASES
THE CONDITION & PRODUCTIVE-
NESS OF THE LAND TO A
WONDERFUL EXTENT

SEED FARMS & TRIAL GROUNDS
KENBROOK,
HOLLYBROOK,
WILLIAMSONS,



WINTER VETCHES
SOWN WITH WINTER OATS
MAKES ONE OF THE SUREST CROPPING,
LARGEST YIELDING & MOST
NUTRITIOUS OF FOR-
AGE CROPS

T.W. WOOD & SONS,
SEED GROWERS & MERCHANTS, RICHMOND, VA.
STORE & OFFICE: 12 SOUTH 14th ST. NEAR MAIN
WAREHOUSES: 14th ST. ADJOINING MAYO'S BRIDGE.
BRANCH STORES: 1707 EAST FRANKLIN ST.
COR. 6th & MARSHALL STS.
13 SOUTH 14th ST.

CONTENTS.

	Page.		Page.
Alfalfa,	9	Peas, Canada Field,	2
Asparagus Roots,	29	Poultry Supplies,	20, 21
Barley,	6	Rye,	4
Bulbs,	30-39	Rape,	2
Crimson Clover,	2, 3	Rhubarb Roots,	29
Clover Seed,	10, 11	Roses,	See below
Fertilizers,	18	Seed Sowers,	4
Flower Seeds,	40-41	Strawberry Plants,	19
Grain Pasture Mixture,	4	Sulpho-Tobacco Soap,	7
Grass Seed,	12-14	Turnip and Rutabaga,	28
Grass Seed, Lawn,	8	Vetches,	1
Grass and Clover Seed Mixtures,	16, 17	Vegetable Plants,	29
Oats,	5	Vegetable Seeds,	22-29
Onion Sets,	27	Wheat,	6, 7

HARDY ROSES STRONG, VIGOROUS, OUTDOOR GROWN PLANTS

THE BEST TIME FOR TRANSPLANTING the Outdoor-Grown Roses is after they become dormant, in November or December, although they can safely be set out in February or March. We strongly recommend to our customers, however, to place their orders in the fall, to be shipped during November or December, as, set out at that time, they make roots during the winter, and are in vigorous, ready-to-grow condition as soon as spring opens up, and will produce a magnificent supply of flowers early next season. The outdoor-grown Roses are larger, stronger and better rooted plants, and thrive better, and give much better results in every way than the plants started and grown in greenhouses, as usually sold.

We can ship these Roses at any time during November or December, or in open weather in January, February or March. The earlier they are set out, however, the better. When set out, they should be planted about an inch deeper than the roots show they were originally grown. A light protection of litter or coarse manure for the roots, after setting out, is advisable, not so much for protection as to encourage the best root-growth and development during the winter.

OUR LIST INCLUDES THE BEST VARIETIES IN CULTIVATION.

Prices of all varieties (customer's selection), for shipment in November or December, 25 cts. each; \$2.50 per dozen.

Hybrid Perpetual Roses.

These make a larger growth, larger flowers, and bloom more profusely than the Tea or Monthly Roses, but do not bloom so continuously throughout the year. While they are in bloom, however, they make a more showy and magnificent display, and the individual flowers are larger and handsomer.

Baron de Bonstettin.—Blackish crimson; vivid red shadings. Large and full.

Gen. Jacqueminot.—Crimson; fine. Makes very attractive flowers, both in color and form.

Paul Neyron.—Large flowers; pink; finely scented; one of the very best.

Magna Charta.—Dark pink; bushes literally covered with roses.

Caroline Testout.—An exquisite free-blooming pink rose.

Bessie Brown.—White, faintly flushed with pink. Flowers of lasting quality; strong, upright growth.

Aif. Colomb.—Clear cherry red; extra large flowers; very round and full.

Mrs. E. B. Cant.—Clear, bright, rosy pink; quite fragrant. Free grower and free bloomer.

Margaret Dickson.—White, with pale flesh center. A free bloomer.

Coquette des Alpes.—Large, full finely formed flowers. Pure white; sometimes faintly tinged with pale blush. Profuse bloomer. Very hardy and beautiful.

Everblooming Tea, or Monthly Roses.

The Tea Roses bloom continuously throughout the year, and make beautiful buds and cut-flowers, but do not make so large a mass of blooms at one time as the Hybrid Perpetual.

Killarney.—Exquisite shade of shell-pink, lightened with silvery pink. Buds exceptionally long. Free grower.

General MacArthur.—Brightest-colored of roses; vivid crimson-scarlet. Free-branching, very vigorous and healthy.

Giant of Battles.—One of the best hardy crimson roses, if not the best. Large, very double and sweet. One of the finest old sorts for general planting.

Etoile de Lyon.—Rich golden yellow; very desirable.

Safrano.—Orange-yellow, tinted with rose.

Maman Cochet, Pink and White.—Finest outdoor Tea Roses; beautiful buds and flowers. These two Maman Cochet Roses should be in every collection.

Balduin (Helen Gould).—Beautiful strong-growing and hardy. Continuous bloomer, and a fine rose for general planting.

Marie Von Houtte.—Pale canary-yellow, passing to rich creamy white, shaded with pale rose. Strong and sturdy grower and free bloomer.

Clotilde Soupert.—Color ivory-white, shaded with rose; beautiful and remarkably free bloomer.

Monthly Cabbage.—Large flowers; pink, resembling Paul Neyron. An old and well-known garden rose.

Madame Lambard.—A fine southern bedding rose; large flowers and free and constant bloomer; color, beautiful shade of rosy bronze, shaded with carmine.

Burbank.—A grand new Everblooming Rose; color cherry-crimson; large double flowers, delightfully fragrant.

Marie Lambert, or Snowflake.—One of the freest blooming Tea Roses in our list. Color creamy white. Flowers large, full and double.

Bon Silene.—Bright, rosy crimson, changing to light rose; very fragrant. Medium bushy growth and very hardy.

Bourbon and China Roses,

Very Desirable Free-Blooming Hardy Roses

Malmaison.—Color, beautiful rich creamy flesh, shaded clear peachy red with a rose center; flowers very large, perfectly double and deliciously fragrant; entirely hardy and a very desirable rose.

Duchess de Brabant.—A bright China Rose, vigorous-growing and free-blooming. Color an attractive shade of soft rosy pink, deepening to bright rose.

Climbing Roses.

Crimson Rambler.—Rapid grower, producing flowers in large crimson clusters.

Reine Marie Henriette.—Cherry-red; a beautiful rose, and gives the very best satisfaction in the South.

Climbing Meteor.—Produces deep rich velvety red flowers; free bloomer, and a fine climbing rose.

Pillar of Gold.—Rosy pink, base of petals yellow; full and free bloomer, of vigorous growth.

Dorothy Perkins.—A clear, shell-pink; flowers in clusters. Dark green foliage, strong, vigorous and extremely hardy.

Philadelphia Crimson Rambler.—Profuse bloomer and good, healthy grower. Bears brilliant flowers in clusters. Less subject to disease than the Crimson Rambler.

White Rambler.—A white climber, of free foliage.

Yellow Rambler.—Rich, golden yellow; very fragrant; absolutely hardy.

Pink Rambler.—Of same family as Crimson Rambler, differing only in color.

Catalog of WOOD'S Seeds for Fall Planting.

PRICES OF GRASS AND CLOVER SEEDS, SEED GRAIN and other field seeds are constantly fluctuating. The prices given in this Catalog are those ruling at the time it is issued—in August. We will take pleasure at any time in quoting prices on request; or will always fill any orders entrusted to us at as low prices as possible for first class seeds.

ABOUT WARRANTING SEEDS.—While we exercise great care, both for our own and our customers' interests, to supply and furnish the best seeds that it is possible to obtain, there are so many conditions—weather and other causes—affecting the growth of seeds and the out-turn of crops, that it must be distinctly understood that all our seeds are sold under the conditions in regard to non-warranty of seeds which have been generally adopted by the seed trade, and which are as follows:

We give no warranty, expressed or implied, as to description, quality, productiveness or any other matter of any seeds, bulbs or plants we send out, and will not be in any way responsible for the crop. If the purchaser does not accept the goods on these terms, they are at once to be returned.

Soliciting your orders or inquiries, which shall always have our best and most careful attention, we remain,

Richmond, Va., August 2, 1909.

Yours very truly,

T. W. WOOD & SONS.

Hairy, or Winter Vetch, (*Vicia villosa*)

**THE LARGEST YIELDING AND MOST NUTRITIOUS OF WINTER FORAGE CROPS—ALSO
A SPLENDID GRAZING AND SOIL-IMPROVING CROP.**

Hairy or Winter Vetches are increasing in popularity wherever they are grown, and are proving to be one of the most valuable crops for fall planting. They not only make a large yield of the most nutritious forage—some of our customers reporting as high as three tons per acre of dry forage—but they improve the condition and productiveness of land for crops to follow, as much as any crop that can be sown, not even excepting crimson clover and cow peas. The forage is greatly relished by horses and all kinds of cattle, and is very nutritious, and makes fine milk-producing food.

In addition to its value as a forage and soil-improving crop, vetch also furnishes excellent grazing during the winter and early spring, and can be grazed in this way, and the cattle taken off the end of March and a full crop of forage made afterwards. We are constantly in receipt of the most enthusiastic letters from our customers who grow vetches, and our sales of the seed are increasing largely each successive year. We believe that they are destined to be just as popular and widely grown as crimson clover or cow peas, and that, considering the crop both from a money and soil-improving point of view combined, vetches will give better returns than either of these crops.

We strongly recommend to our customers to sow vetches liberally, and to those who have not done so, to sow at least a small patch, to decide for themselves as to the great value of this crop. On some soils vetches seem to require soil inoculation, to give the best results, but on the great majority of our soils they will yield splendid crops without any inoculation whatever. Where vetches do not do so well the first year, it is advisable to reseed them upon the same land, when the resulting crop will be a great surprise in its yield and growth.

Vetches can be sown from July to November, and should be sown broadcast, at the rate of 30 to 40 lbs. per acre with one bushel of oats or wheat. The oats or wheat help to hold the vetches off the ground, enabling them to make a better growth, and making it more easy to harvest and cure properly. For a hay crop, vetches should be cut just after the oats or wheat with which it may be sown has headed out, before the grain matures.

PRESENT PRICE OF HAIRY VETCH, per lb. 8 cts.; in 10-lb. lots and over, 7 cts. per lb.; in 100-lb. lots and over, 6½ cts. per lb. Price fluctuates. Will quote price at any time upon request. Special price on large lots.

"Made 2½ tons dry hay per acre—finest ever seen in this section."

Have just harvested my crop of wheat and vetch, from seed bought of you last fall, and am simply delighted. Made 2½ tons dry hay per acre, which is pronounced by all the finest ever seen in this section. Shall order from you again this fall. Am planting the ground now in corn to sow in crimson clover at last plowing.—W. M. HILL, Wilkes Co., Ga., May 12, 1909.

"A splendid soil-improver—makes great abundance of nutritious food."

Hairy Vetch makes a great abundance of good and nutritious food for stock. I sow it yearly. I find it to be a splendid soil-improver. It sometimes fails to grow on some lands the first time, but I have never had it fail the second sowing.—F. D. SWANN, Caswell Co., N. C., May 20, 1909.

"More valuable than Crimson Clover, making more and better hay."

My experience with the Hairy Vetch is very limited, as my first crop is now growing, but so far it has made a very strong impression on me as probably one of the most useful crops to be raised in this section, and I am planning to sow it on quite a large scale, with oats, the coming summer. The special use I expect to make of it is to use it for pasturage till April 1st of each year, and then allow it to make its full growth, then cut it for hay. I think it is likely to prove more valuable than crimson clover, increasing the fertility of the soil fully as much as crimson clover, making a better hay and more of it per acre.—P. C. VENABLE, Prince Edward Co., Va., May 12, 1909.

English, or Oregon Winter Vetch (*Vicia Sativa*)

Very similar in growth to the Hairy Vetch (*Vicia villosa*), and makes a most nutritious forage crop, furnishing excellent winter grazing and green food in the early spring. Also makes a large yield of nutritious hay, and is an excellent soil-improver. The seed of the English Winter Vetch can be sold at a lower price than Hairy Winter Vetch, and in some sections seems to do equally as well. We recommend our farmers to sow at least a part of their winter forage of this variety. In ordering, please state whether you want the Hairy Winter Vetch or the English Winter Vetch. **Price, per lb. 6 cts.; in 10-lb. lots and over, 5 cts. lb.; in 50-lb. lots and over, 4½ cts. lb.**

Inoculated Vetch Seed.

We can supply Vetch inoculated with the proper bacteria for the best production of the crop at an extra cost of **2 cts. per lb. in 100-lb. lots; in 50-lb. lots, 2½ cts. per lb.; in less quantity, 3 cts. per lb.** While a great many of the soils throughout this section will produce Vetch satisfactorily without inoculation, still we believe the inoculation will give very much better crops on land that is lacking in the vetch bacteria.





White Blooming CRIMSON CLOVER.

Two to three weeks later than the regular Crimson Clover—Makes larger growth and better hay crop—Excellent to follow in Succession for Green Feed.

White-Blooming Crimson Clover is decidedly preferable to the regular Crimson Clover when a hay crop is desired. It is two or three weeks later in maturity, makes a larger growth, and is excellently adapted for sowing either by itself or with winter oats for hay, as it matures with that crop. It has beautiful white blooms, of the same size and shape as the regular Crimson and has all the good qualities of the regular Crimson, as regards use for green feed and soil-improvement, with the added value of larger yields and making a better hay crop.

It will also furnish more and later grazing than the regular Crimson Clover, and is an excellent crop to follow and supplement that crop. One of the strongest points about both of the Crimson Clovers is the excellent grazing which they furnish during the early fall, winter and spring, and even late into the summer, where they are continually grazed.

We strongly recommend to our customers to sow at least a portion of their crop in this White-Blooming Crimson Clover, as it has many points of superiority over the ordinary Crimson, and is a particularly desirable and valuable supplement to that crop. Sow at the rate of 15 to 20 lbs. per acre, when sown alone, or 10 to 12 lbs. per acre and one bushel of Winter or Appler Oats makes an excellent combination for a hay or grazing crop.

Price White-Blooming Crimson Clover Trade Mark Brand, lb. 12 cts.; about \$6.00 per bushel (60 lbs.) Price fluctuates; will quote prices on request.

"NEVER SEEN SUCH A GROWTH—IT WAS FINE."

I sowed winter oats and white-blooming crimson clover together last fall, and never have seen such a growth of hay in my life. Everybody wanted to know what it was. They hadn't seen that kind of clover around here. It was fine.—ELVIN GARDNER, Nansemond Co., Va., August 20, 1907.

"WHITE BLOOMING CRIMSON CLOVER. FAR SUPERIOR TO THE RED BLOOMING."

I have found that the White-blooming Crimson Clover is far superior to the red-blooming.—T. B. S. LUDWICK, Rowan Co., N. C., July 9, 1908.

Dwarf Essex Rape

MAKES SPLENDID FALL, WINTER AND SPRING PASTURAGE—FINE FOR SHEEP AND HOGS.

Rape for fall sowing should be put in in July, August or September. It makes a large-yielding, nutritious, succulent pasturage all through the fall, winter and early spring. The fattening properties of Rape are said to be very much better than those of clover, and it makes a first-class crop either for sowing alone, or for grazing during the fall and winter, can be sown with Crimson Clover. Rape can be successfully sown both in the fall and spring. Early fall seedings, however, give the best results. Rape is best sown in drills, at the rate of 3 to 5 pounds per acre; or it can be sown broadcast, when from 6 to 8 pounds per acre should be used.

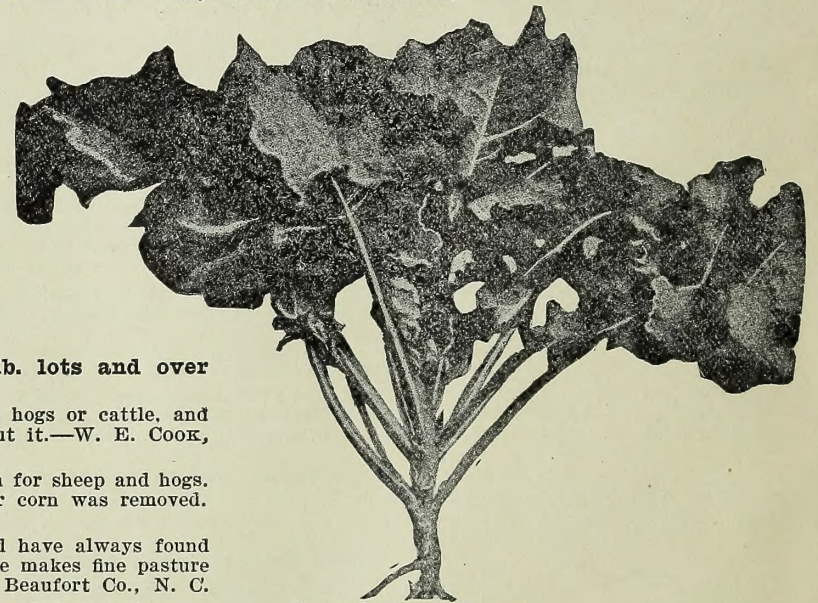
Price of our True Dwarf Essex Rape.—Per lb., 10c.; in 10-lb. lots and over 7c. per lb.; in 50-lb. lots and over, 6½c. per lb.

Dwarf Essex Rape furnishes an enormous amount of green feed for sheep, hogs or cattle, and can be grown early or late. No hog or sheep grower can afford to do without it.—W. E. COOK, Nottoway County, Va.

I have sown the Dwarf Essex Rape for several years, and like it very much for sheep and hogs. I sowed it in corn at last cultivation, and it made a good lot of pasture after corn was removed.—J. N. HANGER, Louisa County Va.

I have frequently purchased and used Wood's Dwarf Essex Rape seed, and have always found them good. I sow the seed several times during the year. Dwarf Essex Rape makes fine pasture for poultry, calves and pigs, and the crop comes quickly.—R. W. WHARTON, Beaufort Co., N. C.

I am very much pleased with Dwarf Essex Rape. It grows well here, and I find that my hogs, cattle and ducks like it, and that the fattening properties are great. Intend to sow a great deal this season.—JAS. C. ALEXANDER, Oconee Co., S. C.



Dwarf Essex Rape

CANADA FIELD PEAS.

Canada Field Peas sown in November or December, and covered deeply, come up early in the spring, and grow off rapidly as soon as the weather opens up. They usually make a splendid yield, which can be fed green or cured admirably for hay or dry forage; also makes a good soil-improver when turned under like cow-peas or clover, but its greatest value is as a forage crop. Canada Field Peas are best sown with oats, at the rate of one bushel of peas to one bushel of winter or rust-proof oats to the acre. Or, if sown by themselves, sow at the rate of one and a half bushels of peas to the acre. They should be covered deeply with a heavy harrow, or plowing them in with a single-horse plow, is probably the best. Sowing oats is a decided advantage, as the oats help to hold the peas off the ground, enabling them to make a better growth, and as both mature together, they should make a splendid combination of feed, greatly relished and very nutritious for all farm animals. The Canada Field Pea is entirely different from the Cow or Stock Peas. It is really a field variety of the English or Garden Peas. It is very extensively used as a field crop in Canada and the northern states. **Price, about \$1.60 per bushel;** cotton bags, 18c. extra. Price fluctuates.

I have been sowing Canada Field Peas for several years, and consider them one of the best forage crops I ever saw. They yield abundant crop and come at a time in the season when feed is scarce and high; besides, they improve rather than diminish the land. I am going to sow this year in December with oats and cover deep, as I find they do the best to get them in either in December or very early in the spring. So often the land is wet early and not in condition to work. I follow the Canada pea with the Black pea, using this rotation in preference to corn. I get more feed and at the same time improve the land.—A. V. STURGEON, Nansemond Co., Va.

CRIMSON CLOVER, ITS GREAT VALUE *and* SOME OF ITS USES

Crimson Clover, the King of Soil Improvers.

Crimson Clover costs less to seed per acre and gives greater results than any other soil-improving crop. A crop of Crimson Clover plowed under is considered equal in fertilizing value to a good application of stable manure. It is estimated that the same amount spent in Crimson Clover will yield more than twenty times the results that the same amount will when spent in fertilizer, and that the fertilizing value of the Crimson Clover crop is easily worth \$20.00 to \$25.00 per acre. Crimson Clover sown at the last working of the corn crop makes constantly increasing yields of corn on the same land each year. Even when the crop of Crimson Clover is grazed or cut off for early green food or hay, it leaves the land in very much better condition and increases the productiveness to a considerable extent, as a very considerable part of the fertilizing value lies in the roots and stubble. Crimson Clover is also admirably adapted for sowing in young orchards, as it furnishes a fine cover crop and increases the nitrogen in the soil, which is so largely required by the growing trees.

Crimson Clover Unsurpassed as an Extra Early Green Feed.

Crimson Clover will produce the earliest green feed in the spring, coming in two or three weeks earlier than any other crop except rye, yielding from eight to twelve tons per acre of splendid nutritious green food of the very best fattening qualities for horses, cattle and hogs, and increases the flow and quality of milk from dairy cows very considerably. Farmers who have once grown it for a green feed crop will never be without it.

Crimson Clover for Pasturage and Hay.

Crimson Clover is very largely used for fall, winter and spring pasturage. It makes the largest yield of pasturage during the winter and spring, and can really be grazed to excellent advantage up to midsummer, but it is best to take the cattle off about the middle of April, so as to allow it to make its growth either for use as a green feed or hay crop, or to turn under to improve the soil. As a winter and spring grazing crop, we do not believe Crimson Clover has any equal, both in the large yield it will make and the nutritious feed which it gives, both for fattening purposes and for milk cows. For a hay crop it will yield, on reasonably good land, from 1½ to 2½ tons per acre. When used for hay it should be cut just as it is coming into full bloom, before the seed has a chance to form, when it will make excellent, nutritious hay. If the seed is allowed to form, it injures it somewhat for hay purposes.

Best Methods of Preparation and Seeding.

Crimson Clover is very generally sown at the last working of the corn crop. August and early in September are the best months for seeding, although it is quite frequently sown during July, when corn is laid by early. Farmers should take every opportunity of sowing Crimson Clover, not only in corn, but at the last working of cotton and other cultivated crops, and to follow potatoes, melons or other truck crops, and on any vacant or uncultivated lands which they may have. It is such a valuable winter cover and soil-improving crop that farmers should take every opportunity to sow as large an acreage as possible, not only for the improved condition of the land, but for the increased productiveness of the crops which follow it.

The sowing of Crimson Clover in corn or other cultivated crops gives an ideal preparation. In fact, it is surer to get a stand in this way than if the land is freshly plowed and specially prepared, as freshly plowed land is usually too porous, causing the seed to be covered too deeply and not giving the little plant sufficient root-hold after it does start, and a good firm seed-bed is of prime importance to secure a good stand. When Crimson Clover is sown by itself, the best preparation is to prepare the land some time previous to seeding, and then wait for a rain to fall on the prepared soil before sowing the seed. As soon after a rain as the land is dry enough, a light harrow should be run over the soil, in order to break the crust; then sow the clover seed, covering afterwards with a light or brush harrow. If this plan is followed out, it will almost invariably secure a good stand and good crop of Crimson Clover, no matter what the weather may be afterwards. Crimson Clover should be sown at the rate of 12 to 15 lbs. per acre, any time from July to early in October, the earlier the better.

The Superior Quality of our Trade-Mark Brand Crimson Clover.

Our Trade Mark Brand Crimson Clover is not only high grade seed, free from noxious weeds and impurities, but is of the highest tested germination. We employ an agricultural chemist who has special charge of the testing of all seeds which we sell, and customers can always rely upon the fact that every possible care is used to supply them with the very best quality seeds obtainable.

Price of Trade Mark Brand Crimson Clover, \$6.00 per bushel; choice quality, about \$5.75 per bu. Price fluctuates. We will quote price at any time upon request.



Crimson Clover

"Crimson Clover Best for Winter Cover Crop—Leaves Land in Splendid Tilth."

I am a great believer in winter cover crops and I do not believe there is anything better for this purpose than Crimson Clover; certainly nothing cheaper can be used. I have sown it for several years with rye, and find that it makes good hay and blooms just at the time rye should be cut for hay. It leaves the land in splendid tilth for corn or truck patches. I am glad to see it being generally sown here, and believe the time will soon come when our farmers will stop letting their land go to weeds and waste, making additional work for the next crop, to say nothing of the loss of fertility.—HAMPDEN WILSON, Cluster Springs Academy, Halifax Co., Va., May 11, 1909.

"Crimson Clover Excellent for Green Forage or Hay—Horses and Cattle Seem to Prefer It to Anything Else."

We have sown Crimson Clover several times during the last year or two, and are much pleased with the result. It is excellent for green forage or for hay, and the horses and cattle seem to prefer it to anything else. We shall sow it more extensively than ever during this summer and fall.—MRS. WM. G. FRIEND, Charlotte Co., Va., May 12, 1909.

"Crimson Clover Sown in Corn Furnishes Enormous Lot of Pasture—Fine to put Flesh on Cattle or other Stock early."

Crimson Clover, sown in corn for pasture the following spring, comes in about three weeks ahead of white clover, and is very fine to put flesh on cattle and other stock early. Also, it furnishes an enormous lot of pasture while it is in season. It is the most rapid fattener of any pasture I know of.—N. S. HOPKINS, Gloucester Co., Va., May 12, 1909.

"The Superior Quality of Our Trade Mark Brand Crimson Clover."

We now wish to order (for members of our Club) Crimson Clover seed to be put up in separate packages. My success with Trade Mark Brand Clover seed last year carried the day, as against lower bids from elsewhere.—THOS. M. WILLIAMSON, Fairfax Co., Va., July 20, 1908.

WOOD'S GRAIN PASTURE MIXTURE

WILL FURNISH MORE PASTURAGE DURING THE FALL, WINTER, SPRING AND EARLY SUMMER THAN ANY OTHER MIXTURE YOU CAN SOW.

Wood's Grain Pasture Mixture is composed of the best grazing varieties of wheat, winter rye, winter barley, winter turf oats and winter vetches, mixed in proper proportions to give the best results. It will make the quickest and most satisfactory winter, spring and early summer pasturage that can be put in. Farmers will be surprised at the large amount of rich and nutritious pasturage that it will furnish. For a quick-growing, one-season pasturage, **Wood's Grain Pasture Mixture** is unsurpassed.

Wood's Grain Pasture Mixture should be sown at the rate of two to three bushels per acre any time in August, September or October. The earlier the better. **Price \$1.15 per bushel of 50 pounds.** Special prices on large lots.

I sowed 1½ acres of Wood's Grain Pasture Mixture late last fall, and it has given me excellent pasturage for two cows continuously since March 1st. Had I sown September 1st, could have gotten grazing in January. I expect to sow it as long as I keep cows.—H. S. HARRISON, *Halifax Co., N. C., May 23, 1908.

I am very much pleased with Wood's Grain Pasture Mixture. Planted about five acres, and have been keeping from 20 to 40 hogs on it from about the first of February. I think it will last them nearly a month longer. Hogs kept fat and are growing well. They have had but little corn in addition. I am also keeping one mare and colt in pasture. They, too, are doing well.—T. O. ERPS, Williamsburg Co., S. C., May 13, 1909.

RYE

This crop is used all over the South for fall, winter and spring pasturage, early green food, and for green manuring, as well as for grain. Rye is very hardy, and will grow on poorer land than other grain crops. It makes good winter and spring pasture, and, if sown early enough, makes a good fall pasture, also. It is a good spring soiling crop, giving the earliest bite of green stuff, makes a fair quality of hay if cut in bloom, or before it is fully headed out. Used for a grain crop, its straw makes the best of bedding for cattle and horses and if carefully threshed, sells at high prices for collar making and other manufacturing purposes. It is also an excellent green manuring crop for turning under in the early spring. While it does not add nitrogen to the soil, as the clovers do, it makes a good deal of humus, and thus improves the texture of worn-out soils. It is very extensively grown, and succeeds well throughout the South. Rye can be very satisfactorily sown at the last working of corn or cotton, or it can be sown by itself from July to November. Sow at the rate of 1½ bushels per acre. **Price, about \$1.10 per bushel.** Price fluctuates. Will quote prices at any time upon request, or will fill orders sent us at price prevailing at the time the order is received.

I have only raised the Winter Rye for green feed. It has been perfectly satisfactory for this. I have found all your seeds, fertilizers, etc., to be strictly first-class and perfectly satisfactory in every way.—CHAS. M. FOSS, Greensville Co., Va., May 23, 1908.

BARLEY

The particular value of Barley for growing in the South is for fall, winter and spring grazing, and to cut, before it heads out full, to use as a hay crop. In sections where it is difficult to grow the regular grasses for hay, the use of grain crops, such as barley, rye, wheat and oats, is very desirable. All of these crops make most nutritious feed, and cure up in first-class shape, to take the place of hay. It should always be remembered, however, that where it is desired for this purpose, these grain crops should be cut before fully headed out. Barley stools out more, and really makes better fall, winter and spring grazing than either rye or wheat. Cut for hay, it cures up splendidly and is superior in nutritive and feeding qualities to timothy hay. It is so easily grown, and succeeds so well throughout the South, that it should be much more largely grown than at present. It can be constantly grazed during the winter and spring, and is ready to cut two weeks ahead of wheat. It is well adapted for seeding at the last working of corn or cotton, and prevents winter-leaching and washing of soils by winter rains. Sow at the rate of from 1½ to 2 bushels per acre, broadcast.

Our barley is choice Southern-raised seed, which is the only kind that should be sown in this section. Price fluctuates. **The present price is \$1.10 per bushel.** We will quote prices at any time upon request.

I am very much pleased with the Winter Barley. Made two good cuttings, considering the season.—C. M. HAWKINS, Wake Co., N. C., June 26, 1907.

CAHOON BROADCAST SEED SOWER

FOR SOWING SEED. GRAIN, CLOVER SEED, ETC.

The best seeder manufactured, and sows all kinds of grain, clover seed, etc., rapidly and evenly. A person entirely unused to seeding can, by following the simple directions sent with machine, sow from four to six acres an hour at a common walking gait. It sows more uniformly, and saves four-fifths in labor by its use. Every farmer should have one of these sowers. Circulars, giving full information and directions for use, mailed on application. **Price, \$3.00.**

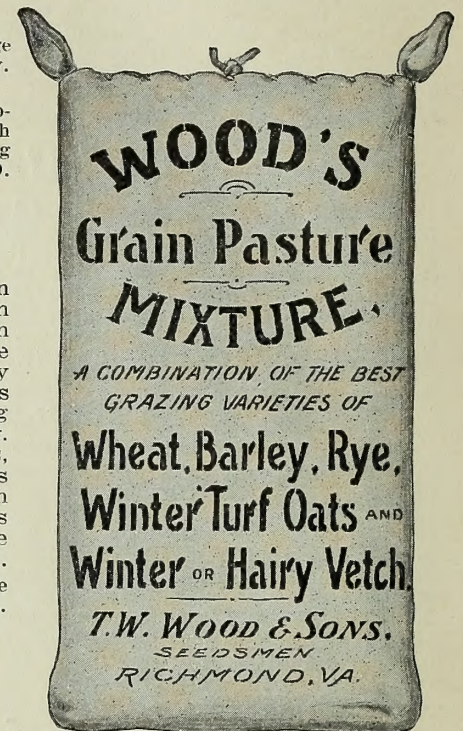
I am very much pleased with the Cahoon Broadcast Seed Sower I bought of you last spring. It gives entire satisfaction. It is a great labor saver over the old way. I sowed about one hundred acres last spring, and got the best and most even stand I ever got of grass and clover.—JAMES A. MCBEE, Knox Co., Tenn., October 24, 1907.

PREMIER BROADCAST SEED SOWER.

The Premier Broadcast Seed-Sower is giving universal satisfaction wherever used, and is claimed to be the strongest, neatest and most effective hand seed-sower made. The Premier will sow any seed that is sown broadcast, such as oats, wheat, rye, rice, flax, millet, clover, timothy, grass seed, etc. Under ordinary conditions it will sow at a round about as follows: Wheat or rye, 50 feet; clover, flax or millet, 40 feet; grass seed, 24 to 36 feet.

This is a low-priced seeder, but does very effective work, and while the Cahoon Broadcast Seed Sower will probably prove a better implement in the long run where much seeding it to be done, the Premier will give entirely satisfactory results. **Price of Premier Seed-Sower, \$1.25.**

The Premier Broadcast Seed-Sower I bought of you last spring gives perfect satisfaction. It is a great labor saver over the old way of sowing by hand.—E. S. LINVILLE, Forsyth Co., N. C., Oct. 1, 1906.



Virginia Gray Winter Oats.

(ALSO CALLED WINTER TURF OATS.)

Our Virginia Gray Winter Oat has proved immensely popular and satisfactory wherever it has been grown. While it is the standard variety in Virginia, and there is easily ten times as much grown here as of any other kind, it is as yet not so well known nor so largely grown in some of our Southern States as it should be.

We strongly recommend to our farmers throughout the South to sow it extensively, as, for fall seeding, with favorable weather conditions, it will yield much better and make more satisfactory crops than the Red Rust-Proof or other varieties usually sown in the South. When sown early and having gotten established, it is as hardy as wheat, and will stand as much cold as that crop. It makes a good growth before winter sets in, and furnishes excellent grazing during late fall and winter and early spring without injury to the grain crop afterwards. Its turfing and stooling qualities are remarkable, and under anything like favorable conditions, it soon spreads and covers the ground with a thick heavy growth.

THE YIELD OF GRAIN IS LARGE, and from 50 to 70 bushels can reasonably be expected to the acre on good soil. On rich soil and under favorable circumstances, it has yielded over 100 bushels to the acre. The grain is of a dark-gray color, with distinct stripe, heavier than the ordinary oat, and weighs 35 to 40 pounds to the measured bushel.

TIME TO SOW.—While it is better to sow this in August or September, it is frequently seeded as late as November 15th.

Earlier seedings, however, are best. It should be sown at the rate of 1½ to 2 bushels per acre.

Prices fluctuate. **Present price of our Trade Mark Brand, 80c. per bushel; 10 bus. lots and over, 78c. per bus.; choice quality, 75c. per bushel, bags included. Special prices on large lots.**

The Virginia Gray Winter Oats bought of you last fall are fine now. They are the best winter oats I can get for our climate. They can stand the hard winter better than any I have ever planted. When I sow them I can always depend on getting a good stand.—W. J. WORRELL, Southampton Co., Va., *May 25, 1909.*

I have finished threshing my crop of Virginia Gray Winter Oats, average yield per acre on a 50-acre field, 41 bushels; weight from thresher, 38 lbs. per bushel.—RALPH IZARD, Spottsylvania Co., Va., *July 2, 1908.*

I sowed ten acres of Virginia Gray Winter Oats last October that will make sixty bushel or more per acre. Sowed seven more acres this spring, and eighteen acres of Appler Oats that I did not get sown in the fall. I purchased the seed from you. I will have fifteen hundred bushels or more, said to be the best oats ever grown in this county, by the old settlers. They are fine, well headed, no rust, clean of weeds and foul stuff.—GEO. A. FAIN, Bradley County, Tenn., *July 16, 1907.*

You may know my experience with the Virginia Gray Winter Oats is good, or I would not have grown them twelve years in succession. I have grown some of the finest oats I ever saw, of the Virginia Gray Winter. I made a very good crop this year, the best I have seen. My wife thinks she would not have any garden if she could not get Wood's Seeds. She gets no other.—BURRELL PERRY, Franklin Co., N. C., *July 13, 1907.*

Bancroft Oats.

An improved strain of Georgia Rust-Proof Oats. Very highly recommended as one of the quickest-growing and most productive oats in cultivation, equally adapted both for fall and spring sowing. For fall seeding it is best sown in September. We made one of the best crops of oats we have ever made, from September seeding on our Hollybrook Farm this year. It produces more oats to the stalk than any oat we have ever grown. At the same time, it stools out very prolifically and is altogether one of the most productive and satisfactory oats we have ever grown. **Per bushel, \$1.10; in 5-bushel lots and over, \$1.00 per bushel.** The following letter is from a grower who has grown this oat on a very extensive scale in the State of Georgia:

Farmers throughout this section will plant no other oat but the Bancroft, except in an experimental way. They seem to be better suited to our climate and other conditions than any other variety. They have been tested here thoroughly for the past ten years, and have always given perfect satisfaction. The Appler comes next; the only difference that I have been able to see was that the Bancroft was heavier and would out-yield the Appler.—L. R. HILSMAN, Dougherty Co., Ga., *October 1, 1907.*



View of barn and other outbuildings at our Hollybrook Farm, with field of Bancroft Oats growing in the foreground.

Appler Oats, A SPLENDID SOUTHERN WINTER RUST-PROOF OAT

The Appler Oat is a winter rust-proof oat. It is earlier to mature and is hardier than the ordinary rust-proof, makes a strong, quick-growing straw, bunchy heads, and heavy grain. It was originally introduced by Mr. Appler, of Harris County, Georgia, who by careful growing and selection bred up this very superior oat. While originating in the State of Georgia, it has been grown to a considerable extent in other Southern States in recent years, and has proved to be one of the best and most reliable winter rust-proof oats for the South. These oats have been grown in this section for several years, and have stood the winters equally as well as our Virginia Gray Winter Oats.

Price of Appler Oats, \$1.00 per bushel; 10-bushel lots and over, 90 cts. per bushel. Price fluctuates. Will quote prices at any time to fill orders at lowest prices prevailing at time order is received.

The Appler Oats are fine; the best oats I ever had. They were sown the last of October, and will be ready to cut in a few days. I got the best stand I ever had from any oat I ever sowed. They have branched off better, and stand thicker in the field. I sowed ten bushels, and intend to sow the Appler again this fall.—J. J. EASON, Wilson Co., N. C., *May 26, 1909.*

Red Rust Proof Oats.

This oat is very popular throughout the South, especially on the light sandy soils of the coast region. It is also preferred for low grounds or in situations where other oats are much inclined to rust. It makes a large yield of fine, heavy grain. Rust-Proof Oats are sown both in the fall and spring, from September through March. Price fluctuates. **Present price of our Southern-grown Trade Mark Brand, best and cleanest quality, 75 cts. per bushel; choice quality, 70 cts. per bushel.** We shall take pleasure in quoting prices at any time.

I highly recommend your Red Rust Proof Oats that I bought from you two years ago. It was the best crop I ever made, and it should be grown everywhere.—C. A. HASS, Prince Edward Co., Vt., *Feb. 16, 1907.*

Burt Oats.

A quick-growing, prolific and sure-cropping spring oat. While it is sometimes sown in the fall, we do not think it desirable for this purpose, the Appler, Winter or Rust-Proof Oats being, in our opinion, much better for fall seeding. **Price, 75 cts. bushel; in 10-bushel lots and over, 72 cts. per bushel.**

SEED WHEAT.

Smooth Head, or Beardless Varieties.

The seed wheats which we offer are selected from the best and largest yielding crops grown throughout this section. With one or two exceptions, they are all Virginia-grown wheats, secured from the best wheat sections in this State. The grain is all thoroughly re-cleaned by us, to remove impurities and small or defective grains, and is sent out in new striped grain bags, put up uniformly 2½ bushels to the bag. Prices include bags. Our seed wheats have achieved a big reputation wherever they have been used and our sales have increased steadily each succeeding year.

Prices of Seed Wheat Fluctuate.—The prices given below are those existing at the time our Fall Catalog is printed, in July. The special issues of our Crop Special, in September and October, will give the latest information and current prices on Seed Wheat at that time. We will mail the Crop Special to anyone interested, upon request.

Fultz Mediterranean—This is a cross of the Fultz and old Mediterranean Wheats. The berry is plump and red; chaff white and smooth. Heads of medium length, very compact and well filled, and inclined to widen at the top. The Fultz-Mediterranean stools well; the straw is long and extremely stiff. Coming from two vigorous, hardy varieties, it is believed to have inherited the good qualities of both its parents. It ripens early, and has proven itself a variety of extreme hardiness and great productiveness. **Price, bushel, \$1.65; in 10-bushel lots and over, \$1.60 bushel.**

Klondyke Wheat—A new variety of beardless white wheat which originated in western New York, and has proved to be one of the best and largest yielding wheats grown in that section, a great many fields of Klondyke yielding forty bushels or more per acre. The grain is of a beautiful white, flinty appearance, and has a large, fine, white kernel, making the very best of milling wheat. It is remarkable for its stooling-out properties, which accounts for the large yields it has given. It stands up well and is resistant to adverse weather conditions. In sections where it has been grown, it is proving to be one of the most popular kinds in cultivation, and we strongly recommend it to all desirous of procuring not only a large-yielding wheat but one of the finest milling varieties in cultivation.

Price, per bushel, \$1.90; 5-bushel lots and over, \$1.85 per bu.

The Klondyke Wheat which I bought of you last fall is now in full bloom and is said by many to be the finest that there is in this section. Many farmers have ceased to make wheat in this country, but some say they expect to have it another year.—W. B. DOWDY, Lee Co., S. C., May 10, 1909.

There is only one variety of wheat grown here which we can strongly recommend for seed, and that is the Klondyke, a white winter wheat that is exceptionally desirable on account of hardiness, freedom from rust, prolificness, beautiful appearance and desirable milling quality.—N. B. KEENEY & SON, Genesee Co., N. Y., May 14, 1909.

Leap's Prolific—A splendid new variety, originating in the Shenandoah Valley. It is remarkable for its productiveness and fine quality of grain. The grain is flintier and of better milling qualities than the ordinary shortberry varieties. It is very uniform in its growth, stiff-strawed, healthy, strong grower, and early to ripen. One thing particularly noticeable about this variety is its stooling qualities, it being particularly superior in this respect, producing more stalks to the plant than the ordinary wheats. This, with the fine long heads which it produces, means an increase in productiveness, and farmers who have sown this variety are enthusiastic in its praise, claiming it to be the best and most productive of all the short-berry wheats yet introduced. **Price, bushel, \$1.75; in 5-bushel lots and over, \$1.70 per bushel.** Special prices on larger lots.


Leap's Prolific Wheat did exceedingly well for me this year, and I am going to sow more of my crop of it this fall. I am sure farmers will make no mistake in sowing part or all of their crop of it this fall, as it is the best wheat I have seen this year.—O. M. HOLLAR, Catawba Co., N. C., May 26, 1909.

I have never seen a more promising crop than my Leap's Prolific Wheat this year, and I hope to have 250 to 300 bushels to sell this fall.—W. M. WATKINS, Charlotte Co., Va., May 15, 1909.

Fultz—An old standard beardless variety, which continues in favor in all sections. It has a good berry, stiff straw, is very hardy, and usually free from rust. **Price, bushel, about \$1.60.**

Red May—Popular southern variety, usually ripening in May in Georgia, but not so early in more northern States. It is an early-ripening, prolific sort. **Price, bushel, about \$1.60.** Special prices on large lots.

Purple Straw, or Blue Stem—A fine, productive beardless Wheat, in high favor in the South. Makes very best quality flour. **Price, bushel, about \$1.60.**



Field of Leap's Prolific Wheat grown on our Hollybrook Farm

Harvest King—The advantages of this over other short-berry wheats are that it is a little larger grained and better milling wheat. It is really a beardless long-berry variety, the grain being as large and of equally good, if not better, milling qualities than the Lancaster and Fulcaster. In our tests at Hollybrook Farm, this variety made a most favorable comparison with other kinds, showing up large full heads, and of very uniform growth. Reports from our customers in regard to this kind are also very satisfactory, and we recommend it as one of the best of the smooth-head or beardless varieties in our list. **Price, bushel, \$1.65; in 5-bushel lots and over, about \$1.60 per bushel.** Price fluctuates. Will quote special prices on large lots, or will mail our Crop Special, giving current prices, at any time upon request.

Currell's Prolific—Tests made several years ago of this variety with other leading kinds, at both the Maryland and Pennsylvania Experiment Stations, proved it to be the largest yielding and most satisfactory of all the wheats grown in the experiments. The grain is about the same size as the Fultz, but it is flintier and a better milling wheat. It is stiff-strawed, healthy, a strong grower, and early to ripen. It is proving very popular wherever it is grown, and has taken its position in the front rank of popular beardless wheats. **Price, bushel, \$1.65; in 5-bushel lots and over, \$1.60 per bushel.** Special prices on large lots.

I have been using your wheat, and find Currell's Prolific to give entire satisfaction.—J. C. WALKER, Alamance Co., N. C., October 17, 1907.

Golden Chaff—A new short-berry beardless wheat; has been very largely grown throughout Southside Virginia, giving particularly satisfactory crop results, so much so that farmers in that section who have grown it in the past have been able to dispose of their crops at a considerable advance over the price of ordinary wheat for seed purposes. It is one of the earliest varieties to ripen; straw and chaff a beautiful golden color; grain well developed, hard and flinty, making a first-class milling wheat. Makes a strong and vigorous growth, and is singularly free from rust or blight. We regard this as a specially satisfactory variety, and one that is well adapted to the South. **Price, bushel, \$1.65; 5-bushel lots and over, \$1.60 per bushel.** Special prices on large lots.

The Golden Chaff and Fulcaster Wheat I got from you last fall looks fine; so do the Canada Peas and Oats.—OTTO H. LEFLANG, Elizabeth City Co., Va., April 10, 1907.

SEED WHEAT, Bearded Varieties.

The Long-Berry or Bearded Wheats are usually considered superior in yielding qualities to the Short-Berry or Beardless varieties, and are more generally sown in our best wheat sections. They are also especially adapted to low grounds or good, rich soils. Bearded Wheats stand adverse weather conditions better than beardless varieties. They are particularly resistant to dews and wet weather, as the beards act as a protector for the grain.

Australian Red—The Australian Red which we offer was grown in the State of Maryland, and in the section where it was introduced it has become a very popular kind. It has given most excellent yields, and we believe is destined to become one of our leading standard varieties of bearded wheat. **Bushel, \$1.65; in 10-bushel lots and over, \$1.60 per bushel.**

Red Wonder—stands up well. Large, flinty grains, and, taking it altogether, is one of the handsomest wheats we have in our list. The following is an extract from a recent letter from a prominent Rockingham county farmer: "The Red Wonder Wheat is the champion of all wheats ever sown in this county. It is estimated to run five bushels ahead of the best of other varieties in Rockingham county the past season." **Price, bushel, about \$1.60.**

I am very well satisfied with Red Wonder Wheat, and see no reason why I should sow any other kind on my farm, after four years seeding.—G. T. ROSE, Surry Co., N. C., May 26, 1909.

The Red Wonder Wheat I bought of you is looking fine. Heads all long, and I think it is filling well. The Golden Chaff Wheat has short straw, with heads of good length, and I believe it will give perfect satisfaction.—T. C. CUTHBERTSON, McDowell Co., N. C., May 24, 1909.

The Red Wonder Wheat that I bought of you last fall is the finest looking wheat in this section, and is two or three inches higher than my other wheat, and looks like it might do wonderful.—W. J. DURHAM, Chatham Co., N. C., May 28, 1909.

Dietz Mediterranean—A superior long-berry variety that has yielded well and given the best results wherever sown in this section. It makes one of the best milling wheats in existence, and millers always pay the top price for it. It stands up well, and stands adverse conditions of weather better than almost any other variety. We strongly recommend it to our customers as one of the most satisfactory of long-berry wheats in cultivation. **Price, per bushel, about \$1.60.**

Dietz Longberry wheat is hardy, not liable to rust, excellent for milling purposes, and will give a fairly good yield every year. Some of the smooth-head varieties may occasionally make more per acre, but in ten consecutive years Dietz will grow more and better grain than any other wheat I have grown, and I have experimented with many varieties.—C. B. MORRIS, Spottsylvania Co., Va., May 17, 1909.

Fulcaster—This cross-bred wheat, from the Fultz and Lancaster, is a valuable and popular sort. It is one of the best-yielding and most reliable wheats. Has unusually large heads, stands up well, and so far has been rust-proof. Brings the highest price as a milling wheat. Fulcaster Wheat is one of the hardiest and most robust of

all the wheats, standing adverse weather conditions better than any other kind. **Price, bushel, about \$1.60.**

We consider the Fulcaster Wheat the best wheat for this section, and very few wheats are any better for any location, that grows winter wheat. It is an old wheat, and has withstood the test of many winters and storms, and still stands No. 1 in this section.—GEO. W. BEDELL, Henrico Co., Va., May 17, 1909.

Wheat generally looks well in this county, and shows rank growth and no signs of injury by recent frosts. I am growing Fulcaster exclusively, and have promise of a fine yield, and not a stalk of rye to be seen in the field. The Fulcaster seems a reliable and satisfactory wheat to grow, to me. Stands up well, is free from rust, and even in unfavorable years the quality is good, though the yield may not be great. It is a favorite with the millers and stands wet weather after cutting better than any variety I know. Have known it to cure out hard and dry in the bin when other wheat threshed and stored under identical conditions became weevily. Twenty bushels is a good yield, but on strong land sown at the rate of two bushels to the acre, have known it to yield thirty.—J. R. MCGAVOCK, Pulaski Co., Va., May 17, 1909.

Lancaster—An old standard variety of long-berry wheat greatly prized by millers, and always selling at the highest market price. It is the best variety for stiff or low grounds. **Price, bushel, about \$1.60.**

The wheat I bought of you last season made such a large yield per acre that it has caused a lot of people to order their seeds from you this season. I want to make a good yield again, so I want some more of your seed.—J. A. LAXTON, Caldwell Co., N. C.

The seed wheat and fertilizer bought of you are doing fine. The neighbors are constantly asking what I did to make it look so at this time of the year. I used T. W. Wood & Sons' fertilizer and seed wheat.—J. ROY CALLIS, Mecklenburg Co., Va.

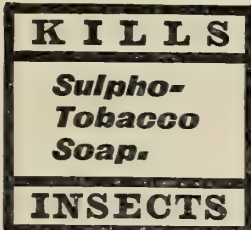
Formalin Treatment Kills Smut

IN OATS, WHEAT, RYE AND BARLEY.

The method of preventing grain smut consists in so treating the seed before planting as to kill all of the adhering spores. This treatment is an exceedingly simple one and consists in soaking the seeds in formalin, a chemical which may be had from any druggist at a small cost, diluted to the strength of one ounce to three gallons of water. After so treating, the grain is allowed to remain for several hours, and as soon as dry can be sown. This treatment applies equally well to wheat, oats, rye, and barley. It costs less than three cents per acre, and in view of its great efficiency can be applied to these crops with great profit.

Sulpho-Tobacco Soap Used

in the garden, Flower or Vegetable, kills all bugs that injure plants, shrubs or vines; in the Orchard, destroys all insects injurious to trees; in the Household, exterminates moths, cockroaches, bed-bugs, carpet-bugs, etc.; in the Stable, relieves horses and cows from tormenting flies; in the Kennel, keeps dogs clear of fleas and vermin; in the Sheepfold, makes an unequalled sheep-dip, highly beneficial; in the Poultry-yard, all lice that infest fowl.



A POWERFUL AGENT.—In Sulpho-Tobacco Soap we offer to florists, flower-growers, gardeners and cultivators, amateur or professional, a powerful agent for the destruction of all bugs and insects. Sulphur and the Gum of the richest Leaf Tobacco are saponified with fertilizing fats; a soluble form to meet all requirements where an insect exterminator is desired.

EASILY APPLIED.—Dissolve in water, strain and apply with sprayer, or the plant may be washed with a sponge. One or two applications will rid plants of the pests. Animals may be washed with the same solution as is used for plants, or a lather may be made and applied with hand or sponge. Full directions with each cake. **Price, 10 and 20 cts. a package.**

First-Class FARM IMPLEMENTS at Reasonable Prices.

Grain Drills, Corn Harvesters, Feed and Ensilage Cutters, Feed Mills, Evaporators, Fruit and Vegetable Cannerys, V. Crimp and other Roofing, Wire Fencing, etc.

WRITE FOR PRICES AND DESCRIPTIVE CATALOG.—We issue one of the best and most complete of Farm Implement Catalogs. It gives prices, descriptions and much interesting information. Mailed free upon request. Write for it.

THE IMPLEMENT COMPANY, 1302 E. Main St., Richmond, Va.

HENRY W. WOOD, President.

L. R. SPENCER, Secretary and Treasurer.

WOOD'S LAWN GRASS SEED.

Wood's Lawn Grass Seeds are combinations of grasses best adapted for the different purposes for which they are recommended. They are put up from the highest grade new crop seeds, of tested germination, and under favorable seeding and weather conditions, the very best results can be anticipated. We have received the most enthusiastic reports from our customers, of their experience with our lawn grass seed. For beautiful velvety lawns, where proper care and attention can be given during the summer. Wood's Evergreen Lawn Grass is the best that can be used. For parks or large lawns where it is desired to use the grass for pasturage purposes also, Wood's Permanent Lawn Grass will give excellent results. Lawn grass seed can be sown either in the spring or fall. August, September and October are the best months for sowing lawn grass seed in the fall. Sown at this time, it will give you a nice green lawn through the winter, which gets well set before hot weather comes on. Lawn grass is also satisfactorily seeded even in November and early in December, provided the weather keeps open; but it is much better to get it in earlier, if possible. Our special **Lawn Circular**, telling how to prepare and care for lawns, mailed free upon request.



A Beautiful Lawn on the Plantation of one of our Virginia Customers.

Wood's Evergreen Lawn Grass.

This will form a rich, deep green velvety lawn in a few weeks' time. It is composed of various grasses that grow and flourish during different months of the year, so that, with proper care and attention, a beautiful green lawn can be kept all the year round. The grasses used are those which years of experience have shown to succeed and do best in our southern soils and climate. Sow at the rate of 60 to 75 lbs. per acre, or for small yards, one quart to 300 square feet. **Price per qt. 25 cts.; if sent by mail, 30 cts.; 4 lbs. for \$1.00; bushel of 20 lbs. \$4.00; 100-lb. lots and over, 19 cts. lb.**

Wood's Evergreen Lawn Grass is all that we desired. Our yard is a mass of green all the year round. Everyone admires it, and we tell them it is Wood's Evergreen Lawn Grass—to get it, etc.—JAMES H. JOHNSTON, Mecklenburg Co., N. C., *May 20, 1908.*

My lawn is now beautiful, from the Evergreen Lawn Grass Seed purchased of you last fall. We are delighted.—MRS. A. A. RAYLE, Oglethorpe Co., Ga., *April 7, 1908.*

About twelve months ago, I bought Wood's Evergreen Lawn Grass; sowed it on my yard, and notwithstanding the dry weather last fall, it is now beautiful; a perfect stand. I would advise anyone who wants a permanent lawn to use same.—J. L. EMERSON, Pittsylvania County, Va., *March 21, 1908.*

Winter Lawn Grass for Bermuda Sod.

The grass that we supply for this purpose will give a beautiful green lawn all through the winter, furnishing a beautiful green turf while the Bermuda is dormant, and disappearing when the Bermuda comes on again in the summer to take its place. Rake or harrow the Bermuda sod in October or November, so as to roughen the soil, then sow the Winter Lawn Grass at the rate of 30 to 40 lbs. per acre, and rake, harrow or roll the seed in, so as to give it light covering. **Price, 25 cts. per lb.; in 10-lb. lots and over, 20 cts. per lb.; in 100-lb. lots and over, 18 cts. per lb.**

I tried Wood's Evergreen Lawn Grass and it's all right. I have the proof of it. My lawn is admired by all that see it. There is none finer anywhere than mine. The Winter Lawn Grass for Bermuda Sod was also fine. It was the talk of the city all the winter, what a fine lawn I had, while others were dead.—DREW W. PAULK, Ben Hill Co., Ga., *May 12, 1909.*

Wood's Lawn Enricher.

A splendid fertilizer to keep lawns vigorous and in a green, growing condition all through the year. One of the principal drawbacks to obtaining and keeping satisfactory lawns is the fact that the nutriment gets exhausted from the surface soil, thus impoverishing the roots of the grass and causing it to die. An application of Lawn Enricher in the spring and fall will help the grass wonderfully. It is also a good plan to apply it during rainy spells in the summer. The Lawn Enricher is practically odorless, and composed of fertilizing ingredients which, from practical experience, have given the very best results, not only to invigorate the lawn, but to conserve the moisture in the soil, so as to make the grass stand hot, dry weather better. The Lawn Enricher is a complete lawn and grass fertilizer, and the best that can be used when putting down new lawns.

Directions for Using.—In applying this fertilizer scatter as evenly as possible over the surface. It can be applied to lawns at any time except during droughts, but the best results can be obtained by using it during the months of September and October and the early spring. For making new lawns it should be applied at the rate of 25 lbs. for 1,200 square feet, or at the rate of 800 lbs. per acre. As a top-dressing for old lawns, use, from 400 to 500 lbs. per acre, or for small yards, 6 lbs. to each 300 square feet. **Price, 5-lb. pkg. 25 cts.; 10-lb. pkg. 40 cts.; 25-lb. bag, 90 cts.; 100-lb. bag, \$3.00; ton, \$48.00.**

Wood's Permanent Lawn Grass.

This mixture is composed of robust-growing grasses, and is designed to supply a satisfactory mixture for parks or large places where lawn and grazing are to be combined, or where special care and attention cannot be given to the lawn. This mixture will stand more adverse conditions of dry or hot weather than the finer lawn grasses. Sow at the rate of 40 or 50 lbs. per acre. **Price, 25c. per lb.; 10-lb. lots and over, 22c. per lb.; per bushel of 20 lbs. \$4.00.**


The Wood's Permanent Lawn Grass I bought from you last fall is a grand success. Everyone that sees it admires it. Several of my neighbors are having their yards ploughed and worked up preparing to sow grass next fall.—P. L. DAVIDSON, Iredell Co., N. C., *May 12, 1909.*

OUR SEED FARMS. We have a total acreage of about 1,400 acres in our seed farms, Hollybrook, Kenbrook and Williamson's; a larger acreage devoted to seed growing than any other seed firm in this country. In addition to the growing of seed, we are constantly making extensive experiments in all branches of seed production, so as to secure the very best and most productive strains of both vegetable and farm seeds to offer to our customers. Our equipment, both for conducting the seed business and the seed growing business is not surpassed by any other seed house in this country.

PHOTO OF PART OF A 50 ACRE FIELD OF

ALFALFA

GROWN ON
CURLS NECK FARM



Alfalfa, or Lucerne.

ALFALFA GIVES MORE CUTTINGS AND A MUCH LARGER TONNAGE TO THE ACRE THAN ANY OTHER GRASS OR CLOVER CROP.

The area devoted to alfalfa is increasing to a considerable extent, both in this section and further South. Two farms in Virginia have each an area of over 300 acres, and are increasing the area as rapidly as practicable, as they find that alfalfa makes them more profit per acre than any other farm crop they can grow. After alfalfa is once well established, it lasts for years, yielding as much as four or five cuttings per season, of most excellent and nutritious hay, which is readily salable at top prices. Lands in the western states that are well set in alfalfa sell readily at from \$100 to \$200 per acre, so that a crop of this kind pays well for extra preparation to secure good land and good crops. It is better to have five acres well set in alfalfa with thorough preparation, than to attempt to put in ten acres without first-class preparation. Alfalfa will succeed and do well on any good loam soil, but the land must be well and thoroughly prepared and contain plenty of vegetable matter, or be well enriched by the liberal application of well rotted stable manure. A heavy application of lime is also of decided benefit, the most successful raisers of alfalfa using 2,000 to 5,000 lbs. per acre. It is also preferable to sow alfalfa on land that has a porous or gravelly subsoil that the roots can penetrate. Alfalfa is a deep-rooting plant, and will give best results on soils of this character.

Alfalfa seed sown this fall, the end of August or during September, will, under favorable conditions, yield three or four cuttings the next season. It is most desirable to cut alfalfa frequently, particularly the first season, and it should always be cut just as it is coming out into bloom. The frequent cutting thickens out the stalk and makes it stool out and grow off better, making, with proper care, increased yields at successive cuttings throughout the year. The frequent cuttings the first year, too, enable the alfalfa to get the better of any weeds that may appear or grow with the alfalfa. After alfalfa gets thoroughly established it will hold its own against weeds or any other growth which may appear in the land.

A firm seed bed for seeding is of first importance. For information in regard to preparation in this connection, we would call attention to the information given under the heading of "Clover Seed," on page 10. Alfalfa seed is usually sown broadcast, at the rate of 20 to 30 lbs. to the acre.

Our alfalfa seed is the best grade, strong germinating seed, tested and examined by ourselves both for purity and germination. It is entirely free from dodder.

Price, Trade Mark Brand Seed, per lb. 18 cts.; per bushel of 60 lbs. \$10.50. Price fluctuates. Will quote prices at any time upon request.

INOCULATED ALFALFA SEED READY FOR SOWING.—

The inoculation makes it possible to grow alfalfa where it could not be grown before. It supplies the bacteria necessary for the best growth and development of this valuable crop. Price for inoculating alfalfa or any of the clovers, **3½ cts. per lb. in 100-lb. lots and over; 4 cts. per lb. in less quantity.** This is in addition to the cost of the seed. See our Fall Catalog issued Aug. 1, 1908.

"First effort with Alfalfa fine—made two cuttings June 7th.

The result of my first effort with alfalfa is fine. Sowed seed bought of you in last September, and have already cut two nice crops, and the next growth is six inches high. The farmers around here are asking me about the crop and are becoming interested.—L. P. WOODARD, Wilson Co., N. C., June 7, 1909.

"Ten acres Alfalfa sown in August made two crops hay by July."

The ten acres sown with your seed last August came up nicely, and we have already clipped two crops of nice alfalfa hay.—L. R. HUYETT & SONS, Jefferson Co., W. Va., July 21, 1908.

"Obtained splendid stand from our Alfalfa seed—ground covered with a luxuriant growth."

The alfalfa seed I ordered from you some weeks ago came to hand in due time. I sowed the seed, and have a splendid stand—ground covered with a luxuriant growth. It seemed as if every seed came up and grew.—W. B. WARREN, Spottsylvania Co., Va., May 28, 1908.

"Made over four tons of Alfalfa hay per acre."

I have one acre of alfalfa. Have stored over four tons of dry hay this year, and the fifth cutting will be ready to cut this month. My dairy cattle will leave all kinds of good feed for alfalfa.—G. H. HAINES, Madison Co., Ala., Aug. 12, 1907.

THE BEST STRAWBERRIES IN CULTIVATION

Our list embraces the choicest and best of strawberries, varieties that have been tested and acclimated, and there is no better and more productive stock anywhere. See page 19 for full information.

MAKE MONEY OUT OF YOUR POULTRY

Consult our poultry supply pages, 20 and 21, in this Catalog for the best foods and appliances for profitable poultry raising. We also issue a special Poultry Supply Catalog, which we will mail free upon request.

Wood's High-Grade Clover Seed.

A FIRM SEED-BED IS OF FIRST IMPORTANCE in seeding both clover and grass seeds, and it is always better to prepare the land some time previous to seeding. The land should be well and deeply ploughed, and then harrowed and reharrowed, so as to have the surface as fine as possible; then sow your grass and clover seed, covering with a light or brush harrow, or a roller is best if the ground is not too wet. Grass and clover seeds should not be covered more than an average of about half an inch deep, and, if sown on land that is too freshly prepared, or is not well prepared, it is almost impossible to prevent deeper covering. Our experience is so strongly in favor of a firm, well-prepared seed-bed, that we feel we cannot urge it too strongly upon our customers as of first importance, if you desire good stands and good crops of grasses and clovers.

For Late Summer and Fall Seedings

it is better to prepare the land and then wait for a good rain to fall upon the prepared soil before seeding. As soon after a good rain has fallen as the land is dry enough, run a harrow over the soil to break the surface crust, and then sow your grass and clover seed, covering afterwards with a light or brush harrow, or a roller can be used if the ground is not too wet.

Best Time and Method of Seeding.

The Red, Mammoth, Alsike and Crimson Clovers are quite largely sown at the last working of corn, and this is an excellent time for seeding. Sown at this time, these clovers will yield full cuttings the following season, and the chance for securing stands of clovers when sown at the last working of corn are found by experience to be fully equal to, if not better, than sowing at any other time. A firm seed-bed is of prime necessity, and, when sown at the last working of a corn crop, the conditions are usually very good for giving good stands of clover. The clovers can also be sown either by themselves or with a grain crop, the end of August or during September, and, further South, early in October. Japan Clover is adapted only for spring and summer seeding, and should not be sown before the middle of March, as it requires warm weather to germinate satisfactorily. The best months for seeding Alfalfa or Lucerne, in the fall, are August and September. Alfalfa, or Lucerne, should always be sown by itself, and not with any other grass, clover or grain crop.

To customers who desire fuller information about Grasses and Clovers, we will take pleasure in mailing a copy of our "Grass and Clover Crop Special." It contains much valuable information, and several special articles on Grasses and Clovers. If you are interested, don't hesitate to write for it. We will cheerfully mail it free upon request.

Red Clover (*Trifolium pratense*)

Clover not only furnishes most excellent pasturage and fine hay crops, but its growth improves the land and adds humus to the soil wherever it is grown. It is the standard hay, pasturage and soil-improving crop wherever general farming is practiced. Red Clover is perennial, and will yield crops several years from one seeding, and on good land will yield two or three cuttings per year. The first crop makes rich feed, and is the most valuable for hay. The second crop does not make so good a quality of feed. Red Clover should be cut for hay when in full bloom. For hay, it is particularly well adapted for sowing with Orchard and Tall Meadow Oat Grass, as it ripens at the same time, and sowing these three grasses together will give larger yields and of better quality hay than sowing either alone. It is also largely sown with Orchard Grass, Tall Meadow Oat Grass and Timothy, both for hay and pasturage. When sown by itself, sow 10 to 12 pounds per acre, either in the fall or spring, or at the last working of corn.

Present Price Trade Mark Brand Red Clover Seed, lb. 14 cts.; bushel, about \$7.25. Price fluctuates. Will quote prices time or fill orders sent us at lowest prevailing price.

I sowed my Trade Mark Brand Red Clover seed on the 9th, and it seems this morning that for every one I sowed I see at least five more. I thank you for the good seed. The seed wheat I purchased of you last fall is looking fine.—A. M. BARRETT, Anson Co., N. C., April 17, 1909.

The clover seed I bought of you last spring did fine—the best seed I ever sowed.—R. B. GENTLE, Davie Co., N. C., Aug. 15, 1908.

We have received the clover seed. They are certainly fine seed. We are well pleased with them. We are surprised to get such fine seed for the price. You will get my trade when in need of seed.—A. E. PIKER, Randolph Co., N. C., Sept. 15, 1908.

Mammoth, or Sapling Clover.

This, like the Red Clover, is a perennial, and is similar to it both in the appearance of the seed and its habits of growth, the difference being that it usually grows larger and is later in maturing. It is considered superior as an improver on account of the extra growth. It is a good variety for thin soils, or to seed with Timothy, Meadow Fescue or Herd's



Red Clover

Grass or Red Top, as it matures about the same time as these grasses. The appearance of the seed of this is identical with the Red Clover, and on this account it is impossible to distinguish any difference between the two by the appearance of the seed. We always obtain our supplies from reliable sources but in this, as in all other seeds, we give no warranty in any way, simply using every reasonable care to supply Mammoth or Sapling Clover as ordered. Sow ten to twelve pounds per acre by itself, or with Timothy six pounds of Clover and eight pounds of Timothy will give a liberal seeding. **Price Trade Mark Brand Mammoth or Sapling Clover, about \$7.50 per bushel of 60 lbs.**

I received the Sapling Clover seed, Trade Mark Brand, I ordered of you all O. K., and I must say they were the nicest clover seed I ever saw. I have showed them to several of my neighbors, and some of them have promised to order from you.—L. F. JAMES, Orange Co., Va., Feb. 24, 1909.

The Sapling Clover did fine. Some of it was 4½ feet high. Your Red Top is also fine, free from weeds, trash, etc.—GRANT COMPTON, Iredell Co., N. C., Jan. 11, 1909.

Inoculated Clover Seed.

We can supply any of the Clovers—Red, Mammoth, White, Alsike, etc.—inoculated with the bacteria required for the best growth and development. The price for inoculating the seed in 100-lb. lots and over at **3½ cents per lb.**; in less quantities, **4 cents per lb.** This in addition to the price of the seed.

Inoculation is not necessary on land that has been previously grown to the clovers; but on land that is deficient in the bacteria for their best development and growth, the sowing of inoculated seed is likely to prove of decided benefit in securing a better stand and better crops. Our seed inoculation is done by an expert agricultural chemist in our own employ, and from cultures procured from the United States Department of Agriculture.

The inoculated clover seed I bought from you in March, 1907, was sown in land that I have been sowing in clover for fifteen years without success, as it would all die in summer. Not so this time; so I have the finest stand, to date, I have ever seen, and the only stand in this neighborhood that I know of.—J. B. MORGAN, Nottoway Co., Va., March 4, 1908.

Alsike Clover, (*Trifolium Hybridum*)

Alsike Clover is recommended both for sowing with Timothy and also with the Red and Mammoth Clovers, as well as for a Crop by Itself.

The use of Alsike Clover is increasing rapidly. The particular advantages claimed for Alsike Clover are that it lasts longer, is hardier, standing adverse conditions both of summer and winter weather better than the ordinary clovers, and is also better adapted for grazing purposes. It is somewhat similar in growth and appearance to Red Clover, but has a lighter colored bloom. A good many of our farmers have in recent years been sowing Alsike Clover in mixture, both with the Red and the Mammoth, claiming that it tends to insure good stands and better crops of clover than sowing the Red or the Mammoth alone. When sowing Alsike alone, sow at the rate of 6 to 8 lbs. per acre; sown in mixtures with other grasses or clovers, 4 or 5 lbs. per acre is sufficient.



Alsike Clover

Present price Trade Mark Brand Alsike Clover, lb. 17c.; bu. (60 lbs.) \$9.00. Price fluctuates. Will fill orders sent to us at lowest prevailing prices or will quote prices at any time.

The Alsike Clover that I bought of you last spring came all right and I got a fine stand. Some came in bloom this fall. Think it will do all right. The Mammoth or Sapling did all that could be expected. It surely was a fine seed, clean of filth.—P. T. Ross, Shenandoah Co., Va., Oct. 14, 1908.

I have had very good success with the Alsike Clover seed I bought of you, and shall want some more of it next spring. I like it better than the Red Clover, because it will grow on lighter soil and make finer hay, too.—HENRY HARDER, Amelia Co., Va., Oct. 8, 1908.

The Alsike Clover bought of you last spring was sown on grain in February, on which orchard grass had been sown in the fall. It came up finely, and when the wheat was cut, it was a thick mat, covering the ground entirely. I did not pasture it for several months. I turned stock on it the 15th of October. At that time, it was the finest field of clover in the neighborhood, standing twelve inches or more in height, and most of it in bloom. I consider it a fine clover for this section. Will sow more in the spring.—JAMES C. Ross, Shenandoah Co., Va., November 11, 1907.

The Alsike Clover has been grown by myself and others in this section, and we are greatly pleased with it. The skin is smaller and not so woody as that of the red clover, and the same measure of seed cover two or three times as much ground. We prefer mixing it with the red clover seed, however; about one alsike to four of the red.—DR. J. R. HUMEX, Loudoun Co., Va., November 7, 1907.

Japan Clover.

Adapted for spring and summer seeding only. For full information, see Annual Descriptive Catalog issued in January. **Price per pound, 25 cts.;** bushel of 25 pounds, \$5.00.

Burr Clover.

For the South Atlantic and Gulf States this is a most valuable winter grazing crop, growing luxuriantly all through the winter and until summer comes fully on. After once being seeded, it reseeds itself and improves in growth and appearance each succeeding year. It is admirably adapted for use with Bermuda Grass, and the combination of the two makes a splendid all-the-year-round pasturage. It is also well adapted for use in regular pasturages, and will give a considerable increase in the quantity of pasturage just at a time when it is most appreciated.

The plant matures its seed early in the spring, and produces seed abundantly after the first year, and no reseeding is necessary, unless the clover has been pastured so closely as to prevent it from maturing seed. When sown on Bermuda Grass sod, the sod must be scarified to give the clover a chance to get its roots in the soil below the layer of Bermuda roots. This scarifying is also beneficial to the Bermuda Grass.

Burr Clover is considered a valuable soil-inoculating crop to precede Alfalfa.

Burr Clover produces its seeds in slender, prickly pods, which come spirally wound up into a ball or boll.

This seed is very hard to thresh out from the burrs, and we are not able to offer clean seed of the southern-raised seed, but can only offer the southern-raised seed in the burrs. Some of our farmers claim that the southern Burr Clover grows larger than the California-grown, although the Burr Clover was originally called the "California or Burr Clover." Price of the seed is as follows: **California-raised seed, cleaned, lb. 20 cts.;** in 10-lb. lots and over, 18 cts. per lb. **Southern-raised seed, in the burr, not cleaned, lb. 20 cts.;** \$1.75 per bushel of 10 lbs.

I cannot say enough in the praise of Burr Clover. I think that Burr and Crimson Clovers, with the Vetches, have done, or will do, more for Southern pastures and red clay hills than anything since the advent of the cow-pea.—N. E. STAFFORD, Marion County, S. C.

White Clover, (*Trifolium Repens*)

This is very largely used in lawn and pasturage mixtures, and is indigenous to the soils throughout this section. It makes a small, close, compact growth, covering the ground like a carpet. Succeeds and does well all through the South. Sow either in the spring or fall. When sown by itself, sow at the rate of 5 or 6 pounds per acre. It is better, however, sown in mixture with other grasses. See our Special Mixtures, pages 14 and 15. **Price of our Trade Mark Brand Seed, lb. 25 cts.;** 10 lbs. and over, 22 cts. per lb. Special prices on large lots.

Bermuda Grass.

One of the most valuable pasturage grasses for the far South. Full information and description is contained in our Spring Catalog. Recommended for spring seeding only. **Per pound, 50 cts.**

The Clovers as Soil Improvers

Like all leguminous plants, the clovers draw largely for their sustenance from the atmosphere, gathering nitrogen and other constituents required by cultivated crops; their roots penetrate deeply, drawing from the subsoil, thus acting as a soil-improver, and not only increasing the productiveness of the land, but putting it in better condition than before. In some sections of the South it is the custom, where tobacco and cotton are largely grown, to "rest" fields every few years. It should be vastly better if, instead of leaving these lands unoccupied, they were sown in clovers. In this way farmers would not only get a crop of forage, but the land would be very much improved by this crop being grown on the soil. Clover, intelligently used, is the farmer's best friend, not only furnishing most nutritious feed, but restoring fertility to worn-out lands. It is strongly to be recommended, however, that clover be used in a rotation of crops and not grown successively on the same fields.

Wood's High-Grade Grass Seed.

WOOD'S GRASS AND CLOVER SEEDS ARE HIGH-GRADE, NEW CROP SEEDS, carefully selected and tested, so as to be sure of supplying seeds only of first-class germination and of the best qualities that it is possible to obtain. The satisfaction which our seeds have given have caused our business in these seeds to become one of the largest in this country. Handling grass and clover seeds in the large quantities we do, enables us to supply them at the lowest prices possible for the best quality of seeds.

The fall seeding of grass and clover seeds is to be specially recommended. The end of August and during September is best for seeding grasses and clovers in the fall, although they can safely be put in up to the middle of October. If sown after that time, it is better to defer sowing clover until the spring, although Orchard Grass, Tall Meadow Oat Grass, Red Top or Herd's Grass, Timothy and similar grasses can be satisfactorily put in up to the first of November in the eastern part of the Carolinas and further south.

BEST METHOD OF PREPARATION AND SEEDING.—A good, firm seed-bed is of prime importance, and, to secure this, the ground should be well and deeply plowed some time previous to seeding, if possible. It should then be harrowed and re-harrowed several times, so as to put it in first-class condition. After the ground is in good tilth the seed should be carefully sown, either by hand or using the Canoon Broadcast Seed Sower—the latter is best—and then cover by rolling; or, if a roller is not available, by a light or brush drawn harrow. Rolling is, however, preferable, as it firms the soil and does not cover the seed too deep. Care should be taken not to cover the seed more than about an average of an inch deep. Wood's Pure Animal Bone is the best fertilizer you can apply for grass and clover, as it is immediate and also lasting in its effects.

The descriptions that we give in this Catalog are especially full and complete. The description of the varieties, the suggestive combinations with other kinds, the adaptability for various soils and conditions, with other information, will be found of especial use and value in arriving at correct conclusions as to the best varieties of grasses to use for the purposes which are desired to be obtained.

Write for Grass and Clover Special.—To those who desire further information, we will take pleasure in sending a copy of our "Grass and Clover Crop Special." This contains special articles on grasses, and much other valuable information of special interest.

PRICES ON GRASS AND CLOVER AND ALL FARM SEEDS FLUCTUATE.—The prices named are those ruling at the time this Catalog is printed. We will quote prices at any time, or will fill all orders entrusted to us at ruling prices at the same time the order is received.

TALL MEADOW OAT GRASS.

ALSO CALLED EVERGREEN GRASS.

This grass is increasing in popularity wherever it is grown. On our own farm it always impresses us as being really the most valuable grass, both for hay and pasturage, that we can sow. It seems to make more leafage and grazing than Orchard and a larger yield of hay, and to keep green longer, both during the winter and summer, than any other grass. It is especially desirable and adaptable to the South. It withstands the heat and drought of midsummer and cold of winter, starts very early in the spring and continues to give good grazing until late in the fall. For hay it can be cut twice in a season, and will yield nearly double as much as Timothy. Its nutritive qualities are first-class, containing by analysis more flesh and muscle-forming materials than Timothy, but it is not quite so fattening as that grass. It ripens at the same time as Orchard Grass, and gives the very best results sown with it and Red Clover. For hay, it should be cut while in bloom. Tall Meadow Oat Grass is best adapted for good loamy uplands, but gives excellent results on nearly all soils, and better results than any other grass on light, medium or sandy soils. Farmers who have been sowing this grass for years are especially well pleased with the returns from it, and are sowing constantly increasing acreage each year. When sown by itself, sow at the rate of two to three bushels per acre, either in the spring or fall. Sown with Orchard Grass and Red Clover, the quantities usually sown are one bushel (11 lbs.) Tall Meadow Oat Grass, one bushel (14 lbs.) Orchard Grass, and six pounds Red Clover. The addition of five pounds Fancy Clean Red Top or Herd's Grass Seed to the acre to this mixture increases the aftermath and the yield of grazing. This combination is excellent, and one that has given the most satisfactory results. **Price, lb. 18 cts.; Trade Mark Brand Seed, bus. \$1.75; choice seed, bus. \$1.70.** Price fluctuates. Will quote existing prices on request at any time.

Read what our customers have to say about this splendid Hay and Pasture Grass:

Tall Meadow Oat Grass has done fine for me. It grew five feet high, and made good hay. I think it just as good hay as Timothy, and heavier crop.—A. MUSTOE, Orange Co., Va.

"Tall Meadow Oat superior to all other grasses for early and late grazing."

I have used Tall Meadow Oat Grass only in pasture mixture with white clover or orchard grass on my soil, which is a light gravelly loam. The Tall Meadow Oat is superior to all other grass thus far tested, and gives early and late grazing.—C. W. C. HALL, Jackson Co., Ala., October 6, 1908.

"Tall Meadow Oat Grass doubling the yield of other grasses."

The Tall Meadow Oat Grass that I bought of you two years ago, I sowed on my red clay land, and find it to be one of the most vigorous growers on clay land that I have ever tried. It has grown for me from four to six feet high, doubling any grass on such lands that I have ever tried. I mow it twice a year. I have been growing orchard grass for ten years; this is why I am giving you an order for orchard grass and the tall meadow oat grass. I am going to mix them and sow them together. I assure anyone who will try the tall meadow oat grass that he will be well pleased.—A. F. SPRINKLE, Madison Co., N. C., February 14, 1908.

"Tall Meadow Oat Grass stands any amount of cold."

The grass seed I bought of you last fall, Trade Mark Brand, has given me thus far perfect satisfaction. It came up beautifully, and I have a nice stand. The Tall Meadow Oat Grass will stand any amount of cold, and I think is the grass for this section.—N. C. FONTAINE, Henry Co., Va., February 25, 1909.



Tall Meadow Oat Grass

ITALIAN RYE GRASS.

Italian Rye Grass is coming into great favor wherever it is grown. Sown in the fall it comes up quickly and makes a dense, matted turf, which gives most excellent grazing during the fall, winter and early spring. If it is desired to be used as a hay crop, it should not be grazed too long in the spring, as it shoots up very early, making a thick growth of grass, which when cut, cures up splendidly for hay. With a favorable season, it will yield three or four successive cuttings of most excellent and nutritious hay. It succeeds very well on all soils, and is particularly recommended for rich or heavy low grounds, and it will stand more overflow than any other grass with which we have had experience. Italian Rye Grass is principally recommended for fall seeding, and can be sown during August, September and October. It should be sown at the rate of 25 to 30 pounds to the acre, and, as it is an annual, it requires seeding each year. It should be cut when in bloom for hay. Present price of our **Trade Mark Brand Seed, per bushel of 14 lbs. \$1.10.** Special price on large lots.

ITALIAN RYE GRASS FINE FOR AN EARLY HAY CROP.

This is the third year I have sown your Italian Rye Grass. I simply think it is fine to cut as an early crop, and the finest thing I ever saw with annual clover for a pasture. It will come a month earlier than anything I can find for grazing cows.—MRS. H. P. HARELL, Wake County, N. C.

ITALIAN RYE GRASS IN MIXTURE MAKES SPLENDID CROP.

I used the mixture of Clover, Orchard and Italian Rye Grass, and it has given me a splendid crop of grass. It is fine.—ZEB. V. WALSER, Davidson County, N. C.

ALWAYS SOWS ITALIAN RYE WITH OTHER GRASSES.

We have used Italian Rye Grass for ten years with much success. It germinates easily and withstands the coldest winters. We generally use it in the following mixture—viz.: Twenty lbs. orchard grass, 10 lbs. clover, 10 lbs. Italian Rye Grass—a total of 40 lbs. per acre. We have never sown any land without including the Italian Rye. Cattle are very fond of it.—GEORGE L. PHIFER, Steward, School for the Deaf and Dumb, Burke County, N. C.

ITALIAN RYE GRASS MAKES A FINE WINTER LAWN IN FLORIDA.

I have used the Italian Rye Grass for a winter lawn, and find it just what I have wanted for years. Can be cut as often as one wishes, and makes a very satisfactory lawn here when everything else is gray in winter.—W. C. LEWIS, Leon County, Fla.

Perennial Rye Grass.

Both this and the Italian Rye Grass make a quicker and more leafy growth than any of the other grasses. Sown in the fall, they make a dense, thick, matted growth, which makes a beautiful green appearance, and will furnish most excellent grazing all through the winter and spring, and will furnish good yields of hay; but the Perennial Rye Grass is probably better adapted for pasturage or lawn purposes, as it will last longer for this purpose than the Italian Rye Grass.

Perennial Rye Grass does very well in mixtures with grasses like Orchard and Tall Meadow Oat. It makes the quickest growth of any of the grasses, and for a grass to make a quick, leafy sod, will give the most satisfactory results. It is also admirably adapted for sowing on Bermuda Grass sod, and gives most excellent satisfaction and results in combination with this grass, filling in the time in the fall, winter and early spring when the Bermuda Grass is comparatively dormant. The Perennial Rye Grass is also quite largely used as a lawn grass in connection with Bermuda Grass in the far South. Can be sown any time up to the end of October, but early seeding gives best results. Sow at the rate of 25 to 30 pounds to the acre. If it is desired to sow on Bermuda Grass sods, run a cut-away or sharp-tooth harrow over the grass sod before seeding, and then run the harrow over afterwards, so as to give a slight covering. This harrowing will not injure, but will really benefit the Bermuda Grass sod the succeeding year, and you will, in addition, have a beautiful green carpet for pasture all through the winter, early spring and summer. **Price of our Trade Mark Brand Seed, per bushel of 14 pounds, about \$1.00.**

I think Perennial Rye Grass is a fine grass for winter grazing, sown in September, on either light sandy or heavy soils. I believe it would make good hay on good soil. I broadcasted stable manure and lined a red clay gall spot, and it grew about knee high on same. Very little of anything would grow there before, not even black peas.—FRANK B. LLOYD, Edgecomb County, N. C.

I have been buying grass seed for more than thirty years, but I have never bought of any one who gives me the satisfaction that I get from you. Your seeds have not only proved good and reliable, but have always come in good shape and plainly marked. I always recommend your firm to my farmer friends.—C. M. FARRAR, Putnam Co., W. Va.

Arctic, or Rescue Grass, (*Bromus Uniloides*)

Splendid Winter Grass for the South. Makes the best of Winter Grazing or a Fine Early Hay Crop.

Fescue Grass can be sown any time from August to the middle of October. The ground should be thoroughly plowed and prepared as for other grasses and clovers. The seed should be sown broadcast, and covered to an average depth of about one inch. Sow at the rate of 25 to 40 lbs. per acre. It is very spreading, and quite shortly after it comes up will form a permanent sod, capable of standing any amount of grazing. The first year after sown, it will furnish considerable grazing in the winter and into the spring, and if stock is taken off it by the first of April, it will grow off rapidly, making a large yield of excellent and nutritious hay. For hay, it should be cut while in bloom. It is easily cured, and possesses high feeding value, with all proper constituents. It is an excellent grass to sow on sandy land, hill-sides, ditches or embankments, as its roots spread out and hold the soil, preventing washing and gullies. The use of Fescue Grass is extending very rapidly all through the South, wherever it has been introduced. It is the standard grass in Texas for winter pasture, and is found growing there on large areas of prairie ground, forming almost the sole grazing crop for cattle in winter. We have hitherto had difficulty in procuring true seed, but have succeeded this year in procuring a large quantity of the true seed of first-class quality to supply our customers. **Price, per lb., 15 cts.; 10 lbs. and over, 14 cts. per lb.; 100 lbs. and over, 13½ cts. per lb.**



Italian Eye Grass

ORCHARD GRASS.

One of the best and most reliable grasses for the middle and southern states, either for hay or pasturage. It succeeds well on nearly all soils, but does best on uplands, loamy or moderately stiff soils. It starts early in the spring and continues well into winter. It is of quick growth, and is relished by stock, especially when young, and bears close grazing. It makes excellent hay, and gives the very best results mixed with Tall Meadow Oat Grass and Red Clover, as suggested under the head of Tall Meadow Oat Grass. It should be cut when in blossom, as the hay is injured if the seed is allowed to ripen. It can be sown in the spring or fall, either with grain or alone. Sow two bushels per acre, if sown alone, or with Red Clover, one and one-half bushels of Orchard Grass and seven pounds of clover are the quantities usually sown. Price fluctuates. **Present price of our Trade Mark Brand, lb. 20 cts.; bushel of 14 lbs., \$2.10; choice seed, bushel, \$2.00.** We will quote prices at any time upon request.

I now have a pure pasture, of orchard grass, of seed purchased of you, that my wife says we could not do without. It is surely beautiful to look at. My clover looks well, and the beauty of it is that there is nothing but clover.—ROBT. A. McLAUGHLIN, Rowan Co., N. C., Nov. 30, 1907.

Orchard Grass is one of the best and most reliable grasses grown here. I always get two cuttings each year from mine, and this year, being more seasonable, I expect to get three cuttings.—MRS. BETTIE C. PROUT, Charles Co., Md., June 10, 1907.

TIMOTHY, (*Pbleum pratense*)

This makes one of the most popular, nutritious and salable of hay grasses. It is best adapted for sowing on clay or heavy loam, lowlands or in mountainous districts, although it will do well on any good, stiff, loamy soils, provided moisture is abundant. It does not succeed nearly so well, however, as Orchard, Tall Meadow Oat or Herd's Grass, on soil of a sandy or light loamy texture, and is not of so much value for pasturage as other grasses. The stand of Timothy will also be injured if grazed or cut too closely. The yield of hay on good ground is from one and a half to three tons per acre. The best clover to sow with Timothy is either the Sapling or Alsike, as they mature and ripen with Timothy. The practice of sowing the common red clover with Timothy in this section is not advisable, as they do not ripen together, the clover being ready two or three weeks before the Timothy, thus either one or the other must be cut at a stage which will not give the best results. Red Top or Herd's Grass and Meadow Fescue mature at the same time as Timothy, and are excellent grasses to sow with it, both for hay and pasturage. They will increase the yield of hay to a certain extent, but will very largely increase the yield and value of the pasturage. Timothy by itself requires to be sown at the rate of about a peck (11 lbs.) to the acre, or with clover, 8 lbs. of Timothy and 6 lbs. of clover will give a good seeding. A mixture of Timothy, Red Top, Meadow Fescue and clover should be sown in the following proportions: Six pounds Timothy, 5 lbs. clover, 5 lbs. Fancy Red Top, ½ bus. Meadow Fescue. These will furnish an excellent mixture, both for hay and pasturage, on good loamy



Timothy

clay of lowground soils. **Present price of our Trade Mark Brand, lb. 7 cts.; bushel of 45 lbs. about \$2.25.** Price fluctuates.

The Timothy seed I bought of you came up and grew off finely, notwithstanding the fact that two of our most successful growers of grass said that it was harder to get a stand of timothy than of other grasses.—S. M. NISBETT, Dade Co., Ga., April 27, 1909.

The timothy seed purchased from you in the past has invariably given satisfaction, because I always buy the Trade Mark Brand. The Sapling Clover bought of you has given good satisfaction, although some of our people are taken off with the crimson clover.—JOHN T. HENRY, Macon Co., N. C., May 22, 1909.

HUNGARIAN, or AAWNLESS BROME GRASS

(*Bromus intermis*)

This grass is valuable for light or sandy soils, or dry situations. It roots deeply, and stands protracted droughts well, and will thrive upon soils too poor and dry to grow anything else but broom-sedge; hence is valuable for such situations, both for grazing and hay, and especially in mixtures with other grasses. In our tests of this grass it does not prove equal to either Orchard or Tall Meadow Oat Grass for sowing alone, but it is valuable for us in mixtures with other grasses. (See our Special Mixtures on pages 16 and 17.) It has, however, been talked up very much in the agricultural press, especially in the West, and is worthy of extended trial. Sow at the rate of from 2 to 3 bushels per acre, either in the spring or fall. **Pound, 18 cts.; bushel of 14 lbs. about \$1.75.**

I think Brome Grass is a fine pasture grass for western North Carolina, and that farmers will get stands on droughty lands where other grasses fail. At least, that has been my experience, and I shall always sow Brome and Orchard Grasses for pasture.—W. T. RHODAMER, Haywood County, N. C., Nov. 13, 1905.

Red Fescue (*Festuca rubra*) This makes a fine growth and thick turf, and is most valuable, both for pasturage and lawns. Sow about two bushels per acre, if sown by itself. It is best, however, to sow this with other grasses. (See Special Mixtures, pages 16 and 17. **Pound, 30 cts.; bushel of 14 lbs. \$2.75.**

Sheep Fescue (*Festuca ovina*) A densely tufted perennial grass, roots deeply, and forms dense short turf, suitable for lawns and pleasure grounds. It furnishes excellent grazing, and is well adapted both for lawn and pasturage mixtures. Sow 2 to 3 bushels per acre, if sown by itself. (See Special Mixtures, pages 16 and 17.) Sow about 25 pounds per acre. **Pound, 20 cts.; bushel of 14 lbs. \$1.75.**

Crested Dog's Tail. A valuable pasturage grass, largely used in mixtures recommended for dry soils and situations. Does well on hillsides. (See Special Mixtures, pages 16 and 17.) **Pound, 35 cts.**

Paspalum Dilatatum. A fine pasturage grass for the South. Recommended for spring seeding only. See our Annual Catalog for full description. **Price, large trial package, 25 cts., postpaid; per pound, 45 cts.; in 100-lb. lots and over, 40 cts. per lb.**



Hungarian, or Awnless Brome Grass

MEADOW FESCUE, RANDALL or ENGLISH BLUE GRASS. (*Festuca pratensis*)

This should be very much more largely used than at present. It makes a most excellent hay and pasturage grass and is particularly valuable for fall and winter pasturage, as it remains green throughout the winter. It is also a splendid spring and summer grass, and usually makes more and thicker leafage than any other grass we have ever grown. It is very popular in Southwest Virginia, East Tennessee, and in the mountainous district of North Carolina, where it is very highly appreciated as a large-yielding, nutritious pasturage and hay grass. It succeeds well in nearly all sections of the South, and should be very largely used in pasturage and hay mixtures, being especially suitable for sowing with Red Top and Timothy for hay, or with these and Orchard and Tall Meadow Oat for permanent pasturage. Sow either in the spring or fall at the rate of two bushels to the acre, if sown by itself. When sown with Red Top and Timothy, sow one bushel (14 lbs.) Meadow Fescue, 5 lbs. Fancy Clean Red Top and 6 lbs. Timothy per acre. Sown for a grazing mixture with Orchard and Tall Meadow Oat Grass, add half a bushel each of these two grasses. **Price, Trade Mark Brand, lb. 18 cts.; bushel of 14 lbs. about \$2.25.**

I have a splendid stand of Meadow Fescue and Alsike Clover, from seed bought of you last spring. Have sown Meadow Fescue for several years and think it the best pasture grass for this section.—J. A. TAHQUETTE, Swain Co., N. C., Oct. 29, 1907.

I got a good catch of Randall Grass, sown in connection with oats, timothy and alsike clover; sown the 25th of May, 1905. My opinion is that for low, marshy lands no better grass can be sown for hay and late pasture. It does equally well on our uplands here in southwest Virginia, yielding fine crops of feed in succession, and furnishing fine late pasture.—S. F. PARTER, Wise County, Va.

KENTUCKY BLUE GRASS (*Poa pratensis*)

An excellent pasturage and lawn grass, succeeding best on limestone land, but does well on stiff or clay and medium soils. It is rather sensitive to heat, but not so to cold weather, and on this account does its best in the fall, winter and spring. It grows slowly at first, forms a compact turf, making a fine pasturage when once established. It is best, however, to combine other grasses with it for either lawn or pasturage. Sow in the fall or spring at the rate of 40 to 50 pounds per acre. **Fancy clean seed, lb. 20c.; bus. of 14 lbs. \$1.75.** Special prices in quantity.

ROUGH STALK MEADOW GRASS (*Poa trivialis*)

A valuable pasturage and lawn grass, largely used in mixtures recommended for dry soils and situations. Does well on hillsides. (See Special Mixtures, pages 16 and 17.) **Pound, 35 cts.**

MEADOW FOXTAIL (*Festuca pratensis*)

Fine permanent pasturage grass, which does not come to perfection until two or three years old. It is splendid in mixtures for soils of intermediate quality as to moisture or dryness. (See Special Mixtures, pages 14 and 15.) It resembles Timothy, but is three or four weeks earlier, being one of the earliest grasses to start in the spring. No grass bears the hot sun better, and frequent mowings do not injure it. Sow 15 pounds per acre. **Pound, 40 cents; in 10-lb. lots and over 35 cts. per lb.**

CREeping BENT GRASS (*Agrostis stolonifera*)

This grass somewhat resembles the Red Top or Herd's Grass in growth and appearance, and is considered by many practical men as fully equal, or even superior, to that grass. It is certainly a splendid grass and well adapted for the South, and should be largely used in all lawn and pasturage mixtures. (See Special Mixtures, pages 16 and 17.) It has creeping or stoloniferous roots, and spreads and holds to the soil in a very tenacious way; at the same time it is easily eradicated if desired. When sown by itself sow 25 to 30 lbs. per acre. **Lb. 25 cts.; 10 lbs. and over, 22 cts. per lb.**

RED TOP, or HERD'S GRASS (*Agrostis vulgaris*)

Red Top, or Herd's Grass, is proving one of the best and most satisfactory grasses all throughout the South. It seems to be adapted to all soils and situations, succeeding well on light, sandy soils, as well as stiff upland and low ground, and it really succeeds better in moist situations than almost any other grass. After once being established, it thickens and improves year by year, taking possession of the land and increasing in yield and quantity each successive year. We believe it is really one of the most valuable of all grasses for the South, and it should be a large constituent part of all mixtures intended for permanent hay or pasture. It seems indigenous to nearly all our Southern soils, and while it lasts a long time and spreads rapidly, it is easily eradicated in case it is desired to put the land in cultivated crops. It makes excellent pasturage and good crop of fine quality hay. It is rather late in starting in the spring, and matures its crop at the same time as Timothy. Is excellently adapted for seeding with Timothy for hay, and furnishes excellent pasturage afterward. When it gets well established it spreads, and will gradually supplant other grasses. Our **Trade Mark Brand** of the Fancy Clean Red Top is of extra fine quality, and carefully cleaned for impurities. We can also furnish the Choice and Prime Fancy Cleaned Red Top as usually sold. It requires about 8 to 10 pounds to seed an acre of the Fancy Cleaned seed. When sowing with Timothy, sow 5 lbs. of the Fancy Cleaned seed and 8 lbs. of Timothy per acre. It can be sown either in the spring or fall. **Trade Mark Brand, fancy seed, lb. 18 cts.; in 10-lb. lots and over, 17 cts. lb.; choice grade in 100-lb. lots and over, 16½ cts. per lb.** Prices fluctuate; quoted upon application.

The Herds Grass and Alsike Clover seed I got from you last fall are doing fine. It was the cleanest seed I have ever been able to obtain. I can say the same of the cow peas I got from you through Lewis Walker & Co. In fact, all the seeds I have had from your house have been exceptionally clean and sound.—E. B. FOOTE, of South Bend Stock Farm, Caswell Co., N. C., June 15, 1908.

The Red Top I bought of you two years ago has taken all the clover and timothy which were sown with it, and is as fine a piece of grazing land as I ever saw.—J. D. FITZPATRICK, Alleghany Co., Va., Feb. 19, 1907.



Meadow Fescue, or Randall Grass



Red Top, or Herd's Grass

Wood's Special Grass and Clover Mixtures.

**Yield from 50 to 100 per cent. more Hay
[and Grazing] than sowing one or two
Grasses or Clover alone.**

Wood's Grass and Clover Seed Mixtures give the very best and most satisfactory results to our customers, and our trade is increasing rapidly every year.

The advantage of sowing grasses and clover seeds in mixtures has long been recognized, and the practice is increasing to a very remarkable extent all through the South.

Where suitable mixtures are sown, the yield, both in hay and pasturage, is largely increased over the sowing of one or two grasses alone. All experiments have conclusively proven the great advantages of sowing land in suitable grass mixtures.

We are the pioneer seedsmen in putting up special mixtures for different soils, and the results to our customers have been eminently satisfactory, resulting in largely increased crops both of hay and pasturage. We are always glad to give our customers the benefit of our knowledge and experience in these matters, and will take pleasure in advising them as to suitable grasses for their soils and purposes, if they will correspond with us in regard to the same.

We have in the following mixtures combined grasses suitable for the various soils and uses for which they are recommended. Those for permanent pastures are composed of grasses which succeed each other in growth, and give a succession from the first of spring until late in winter, while for those desired more for cutting for hay, we have combined grasses which ripen together. The different mixtures are prepared both as to quantity and varieties best adapted to the soils and situations for which they are recommended. In all of our grass mixtures we use the very best seeds only, the quality and purity of the seeds being our first consideration.

We give below the kinds of grasses contained in the different mixtures; all are mixed in suitable proportions as best adapted for the soils recommended.

Mixtures 1 to 5, for Permanent Pasture, but can be Mown.

Mixture No. 1

For light, gravelly or sandy soils. Composed as follows:

Perennial Rye Grass	Sheep Fescue
Hungarian Brome Grass	Meadow Fescue
White Clover	Orchard Grass
Red Clover	Fancy Red Top
Alsike Clover	Kentucky Blue
Velvet Grass	Canada Blue
Tall Meadow Oat Grass	

Sow 30 to 35 lbs. to the acre. **Lb. 15 cts.; 100 lbs. and over, 14 cts. lb.**

I sowed last fall eight acres in your No. 1 and No. 2 Mixtures, which I am very much pleased with. In fact, it has been a surprise to me. There have been from 20 to 30 head of stock on it every day since the spring, and there is as fine grazing on it now as one could wish. I have had several of my neighbors to look at it.—J. T. BARHAM & Co., Southampton Co., Va., September 9, 1908.


Mixture No. 2

For good loam soil. Composed of the following grasses:

Tall Meadow Oat Grass	Fancy Red Top
Meadow Fescue	Red Clover
Orchard Grass	Alsike Clover
Hungarian Brome	White Clover
Perennial Rye Grass	Timothy
Kentucky Blue	Sheep Fescue

Sow 30 to 35 lbs. to the acre. **Lb. 15 cts.; 100 lbs. and over, 14 cts. lb.**

In the spring of 1906 and also 1907 I got from you 175 lbs. of your No. 2 Grass Mixture, and sowed on five acres of good land. I must say I am very much pleased. I have a magnificent stand on both pieces, and I could not ask for a better pasturage. I want to keep on sowing No. 2 until I get forty or fifty acres in pasture besides the forty acres I have in Bermuda.—GRAHAM T. RICHARDSON, Craven Co., N. C.,



Crop of Grass Mixture Cut for Hay

Mixture No. 3

For heavy loam or clay soils. Composed of grasses as follows:

Orchard Grass	Red Clover
Fancy Red Top	Tall Meadow Oat Grass
White Clover	Kentucky Blue Grass
Sheep Fescue	Perennial Rye Grass
Meadow Fescue	Timothy
Alsike Clover	Meadow Foxtail

Sow 30 to 35 lbs. to the acre. **Lb. 15 cts.; 100 lbs. and over, 14 cts. lb.**

The No. 3 Grass Mixture I got of you last winter proved to be all you claim for it. I sowed it in March for pasture, but I got a fine lot of hay on it the last of June; and now it is most excellent pasture.—R. H. HENDERSON, Rutherford Co., Tenn., Oct. 22, 1907.

Mixture No. 4

For moist bottom land. Composed of the following grasses:

Kentucky Blue Grass	Italian Rye Grass
Sheep Fescue	Mammoth Clover
Timothy	Tall Meadow Oat Grass
Orchard Grass	Meadow Foxtail
Alsike Clover	Velvet Grass
Meadow Fescue	White Clover
Fancy Red Top	

Sow 25 to 30 lbs. to the acre. **Lb. 15 cts.; 100 lbs. and over, 14 cts. lb.**

Mixture No. 5

For wet bottom land. Composed of the following grasses:

Rough-Stalked Meadow Grass	Sheep Fescue
Herd's Grass	Velvet Grass
Italian Rye Grass	White Clover
Meadow Foxtail	Paspalum
Meadow Fescue	Alsike Clover
Timothy	Kentucky Blue Grass
Tall Meadow Oat	Mammoth Clover

Sow 25 to 30 lbs. to the acre. **Lb. 15 cts.; 100 lbs. and over, 14 cts. lb.**



The Product of a Good Permanent Pasture

Mixtures No. 6 to 9, for Mowing for Hay, but can be Grazed.

Mixture No. 6

For light, gravelly or sandy soils. Composed as follows:

Orchard Grass	Kentucky Blue Grass
Tall Meadow Oat Grass	Hungarian Brome Grass
Perennial Eye Grass	Red Clover
Alsike Clover	Fancy Red Top
Timothy	Meadow Fescue

Sow 30 to 35 lbs. to the acre. **Lb. 15 cts.; 100 lbs. and over, 14 cts. lb.**

The No. 6 Grass Mixture you shipped me last season has given highly satisfactory results. I take pleasure in recommending it for the soil it is especially prepared for.—W. T. BUTTERICK, Buncombe Co., N. C.

I intend, next Autumn, to sow some of your grass mixture for pasture, such as I did three years ago. It succeeded admirably with me, and made excellent pasture.—WM. C. EUSTIS, Loudoun Co., Va., April 15, 1907.

Mixture No. 7

For good loam soil. Composed of the following grasses:

Tall Meadow Oat Grass	Perennial Eye Grass
Meadow Fescue	Hungarian Brome Grass
Orchard Grass	Sheep Fescue
Herd's Grass	Red Clover
Timothy	Alsike Clover
Kentucky Blue Grass	

Sow 30 to 35 lbs. to the acre. **Lb. 16 cts.; 100 lbs. and over, 14 cts. lb.**

I sowed your No. 7 Grass Mixture with wheat last fall, and have a good stand, and it is looking O. K.—S. L. SMITH, Franklin County, Va., June 10, 1907.

The Grass Mixture which I got from you is just fine. Will make more than twice as much hay per acre as any other grass sown beside it.—J. T. KIOUR, Fayette Co., W. Va.,

I have a fine stand of grass from your No. 3 Mixture sown last spring. The summer has been unusually dry on it. I was much pleased with all the garden seed I bought of you last spring.—J. W. WINSTON, Mecklenburg Co., Va., Oct. 19, 1907.

Mixture No. 8

For heavy loam or clay soil. Composed of the following grasses:

Meadow Fescue	Fancy Red Top
Orchard Grass	Red Clover
Perennial Eye Grass	Alsike Clover
Tall Meadow Oat Grass	Alsike Clover
Kentucky Blue Grass	Timothy

Sow 30 lbs. to the acre. **Pound, 15 cts.; 100 lbs. and over, 14 cts. lb.**

I have several times used your No. 2 Grass Mixture for establishing a permanent pasture, and find it excellent. I have now a very fine pasture of the No. 2 Grass Mixture from your seed sown last October, on which I have been pasturing my horses and mules for the last month.—R. W. WHARTON, Beaufort Co., N. C., June 10, 1907.

Mixture No. 9

For moist bottom land. Composed of the following grasses:

Herd's Grass	Italian Eye Grass
Timothy	Alsike Clover
Meadow Fescue	Kentucky Blue Grass
Sapling Clover	Paspalum

Sow 20 to 25 lbs. to the acre. **Lb. 15 cts.; 10 lbs. and over, 14 cts. lb.; 100 lbs. 12½ cts. per pound.**

The No. 9 Grass Mixture bought of you is very satisfactory indeed. I find it is much better for hogs, as a pasture, than any other variety I have ever sown, as it lasts longest, and makes a good winter pasture. Will seed five acres of same this fall.—J. B. ARCHER, Nansemond Co., Va., May 22, 1909.

I sowed eight acres in Mixture No. 9 last fall. Have a fine stand. Will want more seed in the spring.—W. S. MCCARTY, Whitfield Co., Ga., January 4, 1909.

Your No. 9 Grass Mixture has proved very satisfactory. I have two cows and fourteen hogs on an acre the past two months, and there is a fine growth of grass there now. I shall want more this fall.—H. M. JOHN, Robeson Co., N. C., June 20, 1908.

Park Meadow Mixture No. 10,

A most desirable and valuable mixture, especially adapted where it is desired to put lands down in permanent grass fields. This mixture contains a larger variety of grasses than any of our mixtures, and is admirably adapted both for permanent pasturage and hay, making a thick-set turf which makes a fine appearance for large parks or meadows. We have sold this mixture to our customers now for several years past, with the most satisfactory results, and it has been used on large scale on some of our most beautiful suburban farms throughout this and other sections. Our Park Meadow Mixture, on account of the greater number of grasses contained in it, is adapted to a greater variety of soils than any of our other mixtures. We would recommend it for use on any soils, excepting possibly very light soils, or heavy low grounds. On account of the large number of grasses contained in this mixture, it should be sown a little thicker than the ordinary mixtures, and if properly sown and well put in, will furnish excellent continuous grazing throughout the year, or very large and satisfactory yields of hay.

We would recommend that it be sown at the rate of 40 to 50 lbs. to the acre. **Price, per lb. 20 cts.; in 10-lb. lots and over, 18 cts. per lb.; in 100-lb. lots and over, 17 cts. per lb.**

I am very much pleased with the Park Meadow which I bought from you in the spring. It is the prettiest grass there is anywhere around here, and I think it cannot be beaten for the purpose it is intended for. Shall want more next spring.—J. W. COLBURN, Accomac Co., Va.

The grass seed mixture of timothy, red top, alsike clover and meadow fescue which I bought of you last August was seeded on the 9th of September, and although the fall season has been unusually dry, having a well prepared seed bed and Wood's Trade Mark seed, I am at this date pleased to state that I have a perfect stand of grass and a very promising meadow.—J. B. WELLS, Somerset Co., Md., Nov. 23, 1908.

HIGH GRADE FERTILIZERS.

STANDARD GRAIN AND GRASS FERTILIZER,

Analysis.—Ammonia, 2 to 3 per cent.; phosphoric acid, 8 to 10 per cent.; potash (actual), 2 to 3 per cent. **Bag of 200 pounds, \$2.25; ton, \$22.00.**

This brand is specially prepared for all grain and grass crops. It is quick-acting, and at the same time lasting in its results, largely increasing the grain crop, and at the same time acting as a permanent improver, thus also benefitting the grass or clover crop materially, or leaving the land in better condition for any other crop that may follow the grain crop. Use 300 to 400 pounds per acre when drilled with the grain. When broadcasted, use at the rate of 400 to 500 pounds per acre, and it is better to apply it before seeding the grain and to harrow all in together.

STANDARD WHEAT FERTILIZER.

Analysis.—Ammonia, 1¼ to 2 per cent.; phosphoric acid, 9 to 10 per cent.; potash (actual), 1 to 2 per cent. **Bag of 200 pounds, \$1.90; ton, \$18.50.**

This is specially prepared for the wheat crop, containing the necessary ingredients to insure successful crops. It will largely increase the yield and quality of the grain, besides proving of permanent benefit to the land. Use 300 to 400 lbs. per acre broadcast or drilled in with the wheat.

STANDARD CROP GROWER.

Analysis.—Ammonia, 1¼ to 2 per cent.; phosphoric acid, 8 to 10 per cent.; potash (actual), 2 to 3 per cent. **Bag of 200 pounds, \$2.10; ton, \$20.00.**

This fertilizer gives excellent results on vegetables of all kinds, both for spring and fall use. Is also highly recom-

mended for oats, corn and general farm crops. Apply in drills at the rate of 300 to 400 pounds, or 600 to 800 pounds per acre broadcast, mixing with the soil.

STANDARD VEGETABLE FERTILIZER.

Analysis.—Ammonia, 3 to 4 per cent.; phosphoric acid, 8 to 10 per cent.; potash, soluble, 3 to 4 per cent. **Bag of 200 pounds, \$2.75; ton, \$27.00.**

This fertilizer is specially prepared and highly recommended for all vegetable crops. It gives most excellent results on peas, beans, cabbage, melons and tomatoes. Use 300 to 400 lbs. per acre in hills or drills, or 600 to 800 lbs. per acre broadcast, mixing a little with the soil. A good substitute for stable manure, or can be used in connection with it.

STANDARD HIGH-GRADE ACID PHOSPHATE.

Analysis.¼ Available phosphoric acid, 14 per cent. **Bag of 200 pounds, \$1.50; ton, \$14.00.**

Our experience has led us to believe that nearly all southern soils are lacking in available phosphoric acid and lime, and for this reason acid phosphate is a most valuable fertilizer. It gives excellent results on nearly all crops, but is especially recommended for use on grain and grass. Apply at the rate of 300 or 400 pounds per acre, either in drills or broadcast. If broadcasted, it should be harrowed in at the time of applying, so as to incorporate it well with the soil. When used on grass, clover and grain crops, it is best to apply it two or three weeks before seeding.

STANDARD BONE AND POTASH MIXTURE.

Analysis.—Phosphoric acid, 10 to 12 per cent.; potash, 2 to 3 per cent. **Bag of 200 pounds, \$1.60; ton, \$15.00.**

Mapes' Vegetable Manure, or Complete Manure for Light Soils.

Analysis.—Ammonia, 6 to 8 per cent.; phosphoric acid, available, 6 to 8 per cent.; soluble potash, 6 to 8 per cent., all as high-grade sulphate and in forms free from muriate (or chlorides).

A strictly high-grade fertilizer, especially adapted for use by truck-growers, and on all classes of soil, with or without stable manure, for vegetables, insuring quick growth, tenderness, productiveness, fine flavor, nutritious, quality and early maturity, one or two weeks earlier than by usual methods. It is especially recommended for and is largely used by our leading truckers upon the following crops: Radishes, lettuce, beets, onions, peas, snap beans, tomatoes, cucumbers, pepper, spinach, early and late cabbage, eggplant, early turnips, melons, squashes and asparagus beds.

This fertilizer is also, from the nature of its analysis and constituents, a complete manure for light soils, and on this class of soils will give the most excellent results on all farm crops, including corn, grass and grain crops. On heavier soils, for these later crops we would, however, recommend the Complete Manure, "A" Brand. **Bag of 200 lbs., \$4.25; ton, \$42.00.**

Mapes' Complete Manure, "A" Brand.

Analysis.—Ammonia, 3 to 4 per cent.; phosphoric acid, soluble and available, 10 to 12 per cent.; soluble potash (actual), 2½ to 3½. This is a complete manure for all crops, especially prepared for use on average good or heavy soils. On this class of soils it is specially recommended for use on general farm crops, such as corn, millet, oats, wheat, rye, and for all grain crops and seeding to grass with or without grain. The drilling quality of this manure, and its effect on wheat, rye, and succeeding grass crops, have achieved for it, after many years' use, a very high reputation. **Bag of 200 lbs., \$3.65; ton, \$36.00.**

Wood's Pure Animal Bone.

A First-Class Article of Finely-Ground Bone, Specially Recommended for Use on Grain, Grass and Clover Crops.

Pure animal bone is one of the best and most satisfactory fertilizers that the farmer can use. It can always be relied upon to give excellent results upon the growing crops, at the same time acting as a permanent improver, showing its results for several years afterwards wherever it is applied. It is the best of dry-weather fertilizers, as, if it is prevented by drought from acting, its strength still remains in the soil, and is thus available when seasonable weather comes on, for later crops.

It is ordinarily used at the rate of 300 to 500 pounds to the acre, although heavier applications are frequently made. It should be covered or incorporated with the soil at the same time as applied, in order to prevent the escape of ammonia. The guaranteed analysis of Wood's Pure Animal Bone is as follows:

Analysis.—Ammonia, 3 to 4 per cent.; bone phosphate, 50 to 60 per cent.; equivalent to phosphoric acid, 23 to 28 per cent. **Bag of 200 lbs. \$3.50; ton, \$35.00.** Special prices on large lots.

Lister's Standard Bone Superphosphate.

The excellent reputation of this brand in the twenty years we have been supplying it to our customers has been fully maintained, both in satisfactory crop results and in the permanent improvement of soils resulting from its use.

Listers' Standard is made purely from an Animal Bone Basis, and it cannot, of course, be sold quite as low as fertilizers in which the phosphoric acid is derived from acid phosphate, and while fertilizers deriving their phosphoric acid from the latter source give, as a rule, excellent results, still it is the opinion of many practical farmers that the animal bone basis fertilizers are more reliable and lasting in their effects, and that they give much surer and better results in dry seasons.

Listers' Standard is a complete manure, containing all the elements of plant-food, and can be used on any crop as a substitute for stable manure, or, used with it, will give much better results than the use of manure alone. It gives the most satisfactory results on all farm and vegetable crops, being especially recommended for both late and early cabbage, potatoes, peas, melons, cucumbers, tomatoes and corn. It is also excellently adapted for use on grain crops, especially those to be followed by grass. Our customers who have used it for years pronounce it to be one of the most reliable fertilizers for all seasons, whether wet or dry, that they have ever used.

Analysis.—Ammonia, 3 to 4 per cent.; phosphoric acid, 9 to 10 per cent.; soluble potash, 2 to 2.5 per cent. **Bag of 167 pounds, \$2.40; ton of 12 bags, \$28.00.**

STRAWBERRY PLANTS.

Strawberry plants for fall planting are best set out early in October, after we have had good rains. Set out at this time, they get well rooted and make good growth during the fall and winter, and will yield a fair picking of fruit next spring and a full crop the season afterwards. Book your orders for shipment early in October. Special leaflet giving information about strawberry culture mailed on request.

Red Bird A new strawberry of southern origin, which is proving a most valuable introduction. It is extra early in maturity and very productive. It is of a bright red color and makes a most attractive appearance, grows to a large size, firm, and stands shipping remarkably well, and it is claimed that it will soon become one of the leading market and shipping varieties wherever it is grown. The Red Bird is a pistillate variety, and consequently requires rows of other varieties to be planted through it, in order to fertilize it properly. As is well known, the pistillate varieties are usually considered healthier and more resistant to the strawberry weevil, which sometimes affects the productiveness of the strawberry crop. Price of the Red Bird, per dozen, 25 cts.; 100, 60 cts.; 1,000, \$3.50; (500 plants at the 1,000 rate).

Excelsior. This has proven itself to be the best extra early berry in cultivation, ripening several days ahead of any other kind on our list. It is a self-pollinizer; the fruit is of excellent quality, very firm; color perfect, making an excellent shipping berry, which is very attractive and salable. So far as tested, it has done well everywhere. In addition to its value as a market or shipping berry, it is also valuable for the home garden, both on account of its extreme earliness and excellent table qualities. Dozen, 25 cts.; 100, 60 cts.; 1,000, \$3.50.

Improved Lady Thompson. home market this is really one of the best and most profitable berries than can be grown, and it seems to improve year by year. It is early to ripen, commencing to ripen directly after Excelsior. Makes a large-sized berry, and is very productive. Is robust and vigorous-growing, and will stand adverse conditions both of weather and cultivation better than any other kind. At the same time it gives the very best returns from high manuring and good cultivation. It has, beyond all question, proven itself entitled to the name of "The Standard Early Market Berry." Dozen, 25 cts.; 100, 60 cts.; 1,000, \$3.50. Special prices on large lots.

Climax. A new and most productive variety, which has proved very popular and profitable wherever it has been grown. The plants are of a distinct and beautiful green color, vigorous-growing and free from rust. It is an early-maturing main-crop berry, above the average in size, remarkable for its productiveness; specially recommended for both home market and shipping. Dozen, 25 cts.; 100, 75c.; 1,000, \$3.50.

Heflin's Early. A splendid early variety for market, shipping or home use. It is early to ripen, of large size, beautiful red color, splendid flavor and of excellent shipping and carrying qualities. It originated from a cross between the Charles Heflin and Lady Thompson. It is earlier to mature than Lady Thompson, coming in directly after Excelsior, but it is far ahead of the Excelsior and Lady Thompson in size, quality and appearance. 100, 60c.; 1,000, \$4. In small quantities we will send them at 25c. per doz. postpaid.

Aroma. This is an excellent midseason and late berry. It grows to a large size, is of splendid flavor and very productive. Adapted for either home use or market. Dozen, 25 cts.; 100, 60 cts.; 1,000, \$3.50.

NEW VARIETIES OF GREAT PROMISE, BUT WHICH WE CAN ONLY SUPPLY IN LIMITED QUANTITIES THIS SEASON.

Early Harvest. A pistillate cross between Excelsior and Lady Thompson. From our fruiting experience with this variety on our Hollybrook Farm the past season, we believe this promises to become one of the best and most popular early strawberries in use. It is very productive, of good size, early to mature, fine flavor and a splendid berry either for market or home use. Per doz. 30 cts.; per 100, \$1.00.

Mellie. This is also a pistillate variety, but makes a fine conical shaped berry, of superior flavor and very productive, and of extra fine table qualities. Rather soft for shipping, but will make an excellent berry for home market or private use. Per dozen, 30 cts.; per 100, \$1.00.

Jim Dumas. A fine productive berry, high color and excellent flavor. A berry of great promise. Per dozen, 30 cts.; per 100, \$1.00.

Five hundred plants of one variety will be supplied at the 1,000 rate, or customers can select four different kinds of any varieties in an order for 1,000; or we will send 500 plants, composed of three different kinds, excepting the new varieties, (customer's selection) for \$2.50. Orders for less quantity than 500 plants are charged at the 100 rate. This applies to all excepting the new varieties.

Clyde. A remarkably productive and desirable main-crop strawberry. It makes berries of large size and of excellent quality. Good shipper and an attractive salable and table variety. Dozen, 25 cts.; 100, 60 cts.; 1,000, \$3.50.

Klondyke. The true Klondyke Strawberry, which we offer, originated in Louisiana, and has proved to be one of the most valuable southern berries in cultivation, both for home market and table. It is unsurpassed in vigor of plant, growth, productiveness, large size, fine shape and splendid color of berry. It is in every way a most attractive berry, and always quoted at the top notch on the New York market, on account of its firmness and color, which it maintains longer than other sorts. When fully ripe it is of excellent table quality, having a decided flavor, aroma and character of its own. The Klondyke berry grows on a long stem, or, rather, the heavy-laden bunches of them do. This keeps the berry clear of the ground, causing them to require less mulching than most other kinds. This is also a safeguard against frost. It is a staminate, or self-pollinizer, a plant of remarkably vigorous growth and of enormous productiveness. Altogether it promises to be one of the most valuable varieties yet introduced. Dozen, 25 cts.; 100, 60 cts.; 1,000, \$3.50.

Howell's Seeding. This belongs to the giant tribe of Strawberries, and is also an exceedingly heavy bearer. The berries, besides being of largest size, are exceedingly well colored, attractive and fine flavored. Splendid variety for both home use and market. Dozen, 25 cts.; 100, 75 cts.; 1,000, \$4.00.

Haverland. This is more generally grown than any other variety of berries in cultivation. The plant is healthy, large, vigorous; makes ample beds, and is very productive. It produces large-sized berries of fine quality and is an excellent mid-season berry for near market or home use. Dozen, 25 cts.; postpaid; 100, 60 cts.; 1,000, \$3.50.

Brandywine. This is pronounced by one of the largest the great middle-crop, all-purpose berry. It succeeds on all soils, and withstands adverse conditions of weather remarkably well. The plant is of vigorous growth, a profuse bloomer, producing berries of large size and of a brilliant and handsome color. It is a good shipper and fine-flavored berry, equally well adapted for shipping, the home market or private garden. Dozen, 25 cts.; 100, 60 cts.; 1,000, \$3.50.

Sharpless. An old and popular variety. Berries of excellent table quality, and grow to a large size. Dozen, 25 cts. postpaid; 100, 75 cts.; 1,000, \$4.00.

Bubach. One of the best and most productive kinds in our list. It is, however, an imperfect bloomer, and requires to be planted with other kinds to fertilize properly. In vigor of plant, productiveness, large size and profitableness it has no superior. It is planted almost as generally as the Concord grape, as it succeeds in every State in the Union. Dozen, 25 cts.; 100, 75 cts.; 1,000, \$4.00.

Gandy. A splendid late berry, well adapted for either market, home use or shipping. The fruit is large and firm, regular in size and shape, handsome and showy. Succeeds well wherever grown. Dozen, 25 cts.; 100, 75 cts.; 1,000, \$4.00.

Charles Newman. A cross between Excelsior and Aroma. Very productive, and has fine shipping and keeping qualities. Makes very attractive berries. Per dozen, 30 cts.; per 100, \$1.00.

Chesapeake. This is claimed to be as late as the Gandy, more productive on lighter soils, and equal to it in size, while its shipping qualities far excel that popular standard variety. Per dozen, 30 cts.; 100, \$1.00.

Virginia. A new variety which originated in this State. Very early, being within a day or two of the Excelsior. Productive and of uniform size for an extra early variety. Bright red color, makes an attractive appearance, both on vines and after it is picked. Per dozen, 30 cts.; per 100, \$1.00.

POULTRY SUPPLIES. DESCRIPTIVE POULTRY SUPPLY CATALOGUE MAILED UPON REQUEST.

Wood's Poultry Grain Food—This mixture contains everything which is needed for the grown fowls—wheat, barley, oats, cracked corn, Kafir corn, ground bone and oyster shell, making a complete food specially recommended for poultry and laying hens at all seasons. **25 lbs. 75 cts.; 50 lbs. \$1.10; 100 lbs. \$2.00.**

Chick Food—A complete scientifically compounded food for young chicks. Prepared so as to fully nourish and sustain the young chicks from the time of hatching until they are fully developed.

HOLLYBROOK.—Price: 50-lb. bag, \$1.30; 100-lb. bag, \$2.35.

CYPHERS.—Price: 50-lb. bag, \$1.50; 100-lb. bag, \$2.50.

Forcing Food—This is used where very rapid growth is required, as in growing broilers or roasters.

HOLLYBROOK.—Price: 50-lb. bag, \$1.25; 100-lb. bag, \$2.35.

CYPHERS.—Price: 50-lb. bag, \$1.35; 100-lb. bag, \$2.50.

Laying Food—A good balanced ration from which to make the morning mash.

HOLLYBROOK.—Price: 50-lb. bag, \$1.25; 100-lb. bag, \$2.25.

CYPHERS.—Price: 50-lb. bag, \$1.35; 100-lb. bag, \$2.50.

Scratching Food—A combination of grain to be used as an exercise food, scattered in the pens to make the hens work for what they get.

HOLLYBROOK.—Price: 50-lb. bag, \$1.15; 100-lb. bag, \$2.15.

CYPHERS.—Price: 50-lb. bag, \$1.30; 100-lb. bag, \$2.35.

Darling's Beef Scraps—For success with poultry it is absolutely necessary to give them plenty of animal food in the winter, to take the place of insects, etc., which they get during the summer. For this purpose beef scraps are one of the best foods that can be used. Feed mixed with meal or bran, at the rate of one-fourth pound of beef scraps per day to a dozen hens. We guarantee the purity of our beef scraps. No pork or fat is used to add weight. It analyses 65 per cent. protein. **5 lbs. 25 cts.; 25 lbs. 90 cts.; 50 lbs. \$1.65; 100 lbs. \$3.00.**

Granulated Bone supplies the lime for shell and other ingredients necessary in the composition of eggs. Scatter about the poultry yards. **10 lbs. 35 cts.; 50 lbs. \$1.35; 100 lbs. \$2.50.**

Fine Bone Meal—Excellent to aid in increasing egg production, and a splendid feed for young chicks. Should be fed as a mash, mixed with corn meal or bran. Fed on alternate days with beef scraps, blood or meat meal, will give the very best results. **10 lbs. 35 cts.; 50 lbs. \$1.25; 100 lbs. \$2.25.**

Blood Meal—If you want eggs in the winter and early spring, when they sell at the highest prices, you must feed animal food. For this purpose, Blood Meal is unexcelled as an egg producer. Pure Blood Meal fed to your poultry will make your hens lay, your chicks grow fast and keep your fowls healthy. Should be mixed with corn meal, bran or wet food. **10-lb. bag, 45 cts.; 25-lb. bag, \$1.00; 50-lb. bag, \$1.90; 100-lb. bag, \$3.50.**

Oyster Shells, Grit and Charcoal.

Crushed Oyster Shells—Splendid for poultry to help the formation of eggshells and keep fowls healthy. Use it freely. Feed alone. **15 lbs. 25 cts.; 50 lbs. 40 cts.; 100 lbs. 60 cts.**

Pearl Grit—This grit is prepared especially for poultry; perfect material for both grinding and shell making and containing in addition various chemical properties, such as calcium carbonate (lime), magnesium, aluminum oxide, etc. We can supply this in three sizes, suitable for poultry, pigeons, ducks and small chickens. Grit is the chicken's teeth, and often means the difference between success and failure with poultry. **5 lbs. 15 cts.; 25 lbs. 35 cts.; 50 lbs. 50 cts.; 100 lbs. 75 cts.** Special prices by the ton.

Charcoal—No poultryman can afford to be without charcoal, and a little of it goes a long way. It aids digestion and promotes the health of the poultry at all ages. It is prepared in three grades: Grade A (fine) for use in mash mixture; Grade B (medium granulated) for small chicks, and Grade C (coarse) for grown fowls. Put up in **2-lb. carton, 10 cts.; 10 lbs. 40 cts.; 50 lbs. \$1.00.**

Mica Spar Crystal Grit—One of the sharpest and hardest grits known. It is absolutely necessary for fowls to have grit in order to keep them healthy and free from cholera, etc., and their kindred diseases. **Price: 5 lbs. 15 cts.; 25 lbs., 35 cts.; 50 lbs. 50 cts.; 100 lbs. 75 cts.** Special prices by the ton.

Egg Producers and Condition Powders.

Sterling Egg Maker—A most superior article, not only increasing egg production, but putting and keeping poultry in a healthy, thrifty condition. **Price: 2½-lb. pkg. 25 cts.; by mail, 70 cts.**

FULL-NEST EGG FOOD.—An excellent preparation for increasing the yield of eggs and building up the fowl's system. **42-oz. pkg. 25 cts.; by mail, 70 cts.**

CONKEY'S EGG PRODUCER AND LAYING TONIC.—A standard preparation for increasing egg production and keeping up the fowl's strength. **2½ lb. pkg. 25 cts.; by mail 70 cts.; 3¼-lb. pkg. 50 cts.; by mail, \$1.00; 7-lb. pkg. \$1.00; by express; 25-lb. pail, \$3.00.**

RUST'S EGG PRODUCER.—One of the best and most satisfactory egg producers for feeding to poultry to increase egg production. **1-lb. pkg. 25 cts.; by mail, 44 cts.; 2½-lb. pkg. 50 cts.; by mail 94 cts.; 6-lb. pkg. \$1.00; 10-lb. pkg. \$1.50.**

RUST'S HAVEN'S CLIMAX CONDITION POWDERS.—A first-class preparation for poultry and cattle. A splendid preventive and cure for cholera and other poultry diseases; it tones up the system and greatly improves the plumage after the trying moulting season. It is also a good medicine for hogs, cattle and horses, and gives splendid satisfaction to our customers who use it. **13-oz. box, 25 cts.; if by mail, 40 cts.; 32-oz. box, 50 cts.; if by mail, 85 cts.; 5-lb. box, \$1.00; 8-lb. box, \$1.50.**

Lice and Insect Powder.

Sterling Lice Powder is clean to handle, easy to apply, sure in effect, and can be used in the nests of sitting hens without injuring young chickens. For lice on cattle and horses, ticks on sheep, and fleas on dogs, Sterling Lice Powder is a most effective remedy. Put up in boxes with top perforated for sprinkling. **5-oz. box (trial size), 10 cts., postpaid, 15 cts.; 15-oz. box (regular size), 25 cts.; postpaid, 40 cts.; 48-oz. pkg. (farmer's size), 50 cts., postpaid, \$1.00; 100-oz. pkg. \$1.00.**

CYPHERS LICE POWDER.—An excellent preparation for killing lice on fowls. **5-oz. pkg. 10 cts.; postpaid, 15 cts.; 15-oz. box, 25 cts.; postpaid, 40 cts.; 48-oz. box, 50 cts.; postpaid, \$1.00; 100-oz. pkg. \$1.00.**

Sterling Liquid Lice Killer—This is a liquid lice destroyer especially prepared for killing all insect parasites of poultry. **1-qt. can 35 cts.; 2-qt. can, 60 cts.; 1-gal. can, \$1.00.**

CONKEY'S LICE LIQUID.—An excellent lice killer, and also an effective disinfectant. **1-qt. can, 35 cts.; 2-qt. can, 60 cts.; 1-gal. can, \$1.00.**

Conkey's Lice Powder is carefully compounded and contains no chemicals which will injure the fertility of the eggs when used in the nests of sitting hens. **5-oz. pkg. 10 cts.; postpaid, 15 cts.; 15-oz. pkg. 25 cts.; postpaid, 40 cts.; 48-oz. pkg. 50 cts.; postpaid, \$1.00; 100-oz. pkg. \$1.00; by express.**

CONKEY'S HEAD LICE OINTMENT.—A carefully prepared non-poisonous article which is instant death to all insects but perfectly harmless to the chicks. **Price: 1-oz. can (enough for 100 applications), 10 cts.; 3-oz. can (enough for 300 applications), 25 cts.**

LEE'S INSECT POWDER.—A safe and effective remedy for lice and mites on poultry and pet stock. **1¼-lb. pkg., 25 cts.; postpaid, 45 cts.**

CYPHERS LICE PAINT is a scientifically compounded preparation for use primarily in killing lice, mites and other parasites on fowls. **1-qt. can, 35 cts.; 2-qt. can, 60 cts.; 1-gal. can, \$1.00.**

LEE'S LICE KILLER.—Put up in cans. Poultry keepers who use it find it very effective, and recommend it in the highest terms. **1-qt. size, 35 cts.; ½-gal. size 60 cts.; 1-gal. size, \$1.**

Remedies for Roup and Other Diseases.

Sterling Roup Cure—A sure cure for roup, catarrh and colds. It is simply put in the fowl's drinking water and the fowls take their own medicine. **Small size, 25 cts.,** postpaid, 30 cts., makes 25 gallons of medicine; **large size, package, 50 cts.,** postpaid 60 cts., makes 75 gallons of medicine.

CONKEY'S ROUP CURE.—An excellent preparation for roup, etc. **Small size package, 50 cts.; large size package, \$1.00.**

CYPHERS ROUP CURE.—Small size, 50 cts.; large size, \$1.00.

RUST'S HAVEN'S ROUP PILLS.—Box of 50 pills, 25 cts.; box of 112 pills, 50 cts.; box of 250 pills, \$1.00.

Sterling Cholera Cure is the best possible remedy for cholera in all its stages. **Price, postpaid, 50 cts.**

CONKEY'S CHOLERA CURE.—Price, postpaid, 50 cts.

CONKEY'S GAPE CURE.—A positive cure for this deadly disease. **Price, 50 cts.; postpaid, 65 cts.**

PURE SULPHUR FUMIGATING CANDLES.—Are safe to use and produce a vapor which kills all insect life and germs of disease. **Price, complete with water pan, each 15 cts.; by mail, 25 cts.; dozen by express, \$1.00.**

Conkey's Poultry Tonic—A remedy especially valuable for fowls run down, off feed, recovering from disease, and during the moulting season. **Price 25 cts. postpaid.**

CONKEY'S CHICKEN POX REMEDY.—Price, 50 cts. postpaid.

CONKEY'S LIMBER NECK REMEDY.—Price 50 cts. postpaid.

CONKEY'S SCALY LEG REMEDY.—Price 50 cts. postpaid.

Hackett's Gape Cure—A safe and sure remedy for this deadly disease. It is not given internally but simply dusted over the chicks and they inhale the dust, which kills the worm and germ. **Price 25 cts., by mail 35 cts.**

Poultry Helps and Appliances.

Sterling Disinfectant is unexcelled for disinfecting poultry houses and runs, stable, dog kennels, toilet or any place where a good germ or odor destroyer is needed. One gallon will make 100 gallons of disinfectant. **1-qt. can, 50 cts.; ½-gal. 85 cts.; 1 gal. \$1.50.**

NAPCREOL.—For disinfecting poultry houses, etc. **1 qt. 50 cts.; ½ gal. 85 cts.; 1 gal. \$1.50.**

NOX-I-CIDE.—An invaluable remedy for all germ diseases and its use prevents disease. **Price, 1-pt. can, 35 cts.; by mail, 47 cts.; 1-qt. can, 60 cts.; 2-qt. can, 90 cts.; 4-qt. can, \$1.50.**

DRY FOOD HOPPERS.—For feeding beef scraps, etc., **75 cts. each.**

SANITARY GRIT AND SHELL BOXES.—Keep the feed fresh and sweet; three divisions; self feeding. **50 cts. each.**

Galvanized Iron Drinking Fountain—These Galvanized Iron Drinking Fountains embody every good feature of the up-to-date drinking fountain, and are acknowledged to be the best in use. They are light and non-breakable, easily cleaned and keep the water cold. The small size fountain is just the right size for brooder use. **Small size, 20 cts.; medium size, 25 cts.; large size, 35 cts.**

WALL FOUNTAIN.—1-gal. size, 50 cts.; 2-gal. size, 75 cts.

GAPE WORM EXTRACTORS.—Each 25 cts.

PERFECT POULTRY MARKER.—Makes a good clear cut and does not mutilate the web. **50 cts.**

PHILADELPHIA POULTRY MARKER.—25 cts.

POULTRY KILLING KNIFE.—Every poultry-raiser who dresses poultry for market should have one of these finely tempered steel knives. They will last a lifetime. **50 cts.**

PORCELAIN NEST EGGS.—These eggs are made of first-class flint glass. They do not break easily and will last a lifetime. **2 for 5 cts.; doz. 25 cts.; 3 cts. each extra for postage.**

MEDICAL NEST EGGS.—A lice-destroyer and nest-egg combined. Placed in corner of nest under nesting material keeps the nest sweet and clean. **Each 5 cts.; doz. 50 cts.; 3 cts. each extra for postage.**

IDEAL ALUMINUM LEG BANDS give perfect satisfaction. They are neat, light, strong and durable, easily and quickly put on, and **guaranteed to stay on.** By mail, postpaid, **doz. 15 cts.; 25 for 30 cts.; 50 for 50 cts.; 100 for 75 cts.**

Eyrie Egg Boxes—Specially made for the shipping or delivering of eggs for setting. Are made of corrugated paper, strong, light and durable, and at the same time protect from heat or cold in transit. When packed weigh less than three pounds. **15-egg size, \$1.25 per doz. boxes; 30-egg size, \$2 per doz.**

THE PRACTICAL EGG TESTER.—The Practical Egg Tester is 18 inches high, 10 inches wide and 10 inches deep, and is equipped with a lamp and a strong reflector. **Each, \$1.50.**

THE X-RAY EGG TESTER.—The X-Ray Egg Tester is designed for use on an ordinary hand lamp. **Each 25 cts.; by mail, 35 cts.**

Mann's Green Bone Cutters—We confidently recommend these bone cutters, for we are certain that there is no better green bone cutter manufactured. Green cut bone is one of the best foods for egg production. **No. 5 B, \$8; No. 7, on stand, \$12.**

BLACK HAWK GRINDING MILL.—A most useful and substantial grinding machine for poultrymen, as well as for farm and family use. By the use of this machine you can always have fresh Graham meal, as well as corn meal, for the table. It is easily taken apart for cleaning, and is easily adjusted for fine or coarse grinding. Is adapted for grinding all kinds of grain and seeds, such as wheat, corn, rye, Kaffir corn, sunflower seed, etc., but cannot be used for bones or shells. **\$3.00.**

DRY BONE AND SHELL MILL is the best thing for grinding dry bone, oyster shells and coarse grain, like corn. The low price at which it is sold is within the reach of every poultryman. **\$5.00.**

CYPHERS INCUBATORS.

We are the authorized agents for **Cyphers Fire-Proofed Incubators and Brooders** and handle them in large quantities so that we can sell them at exactly factory prices, free on board cars, Richmond, Va., as follows:

PRICES OF CYPHERS STANDARD FIRE-PROOFED INCUBATORS.

No. 0.	1909, 70 egg size	\$15.00
No. 1.	1909, 144 egg size	22.00
No. 2.	1909, 244 egg size	32.00
No. 3.	1909, 390 egg size	38.00

Descriptive Cyphers Catalogue telling about Cyphers Incubators and Brooders and how to raise Poultry for Profit, mailed on receipt of 10c. to cover postage. This gives most valuable information for raising poultry, both for market and home use.

PRICES OF CYPHERS SELF-REGULATING FIRE-PROOFED BROODERS.

Style A, 1909, Outdoor, Self-Regulating, Three Apartment Combination Brooder and Colony House; size 32 x 32 inches	\$12.50
Style B, 1909, Outdoor (formerly Style A), Self-Regulating, Three Apartment Combination Brooder and Colony House; size 32 x 64 inches	18.50
Style C, 1909, Outdoor, Self-Regulating, Three Apartment Combination Brooder House; additionally protected against the cold by double wall insulation; size 32 x 64 inches	18.50
Style D, 1909, Indoor Self-Regulating; size 32 x 32 inches	11.50



Wood's Vegetable Seeds for Fall Planting.

OUR CATALOG PRICES ON SEEDS by the pound and bushel are very reasonable, and are fixed for our market-growers' and gardeners' trade. Still, where customers require large quantities of garden seeds, we will quote special prices or allow discounts on orders sent us, where quantity warrants it.

In making up your order, remember that half-pounds can be ordered at pound rates, pints at quart rates, half-peck at peck rates, and half bushel at bushel rates.

SEEDS BY MAIL, POSTAGE PAID. We pay the postage on packets, ounces and quarter-pounds. When ordering in large quantities to be sent by mail, add for postage 10 cents per pound or pint, 15 cents per quart, except on Onion Sets, postage on which is 10 cents per quart.

SEEDS BY EXPRESS. By special agreement, the Express Companies will carry seeds and plants from Richmond to all points in the South at a rate of twenty per cent. less than usual merchandise rates.

IN VIRGINIA the rate on five pounds or less, to any point in the State, is twenty-five cents; on fifty pounds or less, fifty cents; larger packages twenty per cent. lower than usual merchandise rates.

PACKET SEEDS. Customers can order six 5-cent packets for 25c. or fourteen 5-cent packets for 50c. or thirty 5-cent packets for \$1.00. All sent by mail, postage paid. Where 10-cent packets are ordered, they can be counted as two 5-cent packets. This special rate only applies to seeds listed at packet rates, and not to ounces, quarter-pounds or larger quantities.

Garden Beans.

To have them in succession, beans should be planted every two weeks up to the middle of August; further South they may be planted until early in September.

ALL VARIETIES 5 CTS. PER PACKET.

GREEN PODDED VARIETIES:

	Qt.	Peck.	Bus.
Wood's Earliest Red Valentine	\$0.25	\$1.35	\$4.50
Pierrepont Hardy Green Pod25	1.35	4.50
Bountiful20	1.10	3.75
Mohawk or Brown Six Weeks20	1.00	3.50
Early Yellow Six Weeks (green podded) ..	.20	1.00	3.50
Giant Stringless Green Pod25	1.35	4.50
Extra Early Refugee25	1.10	3.75
Refugee, or One Thousand to One20	1.10	3.75

WAX PODDED VARIETIES:

Dwarf Black Wax25	1.40	5.00
Pencil Pod Black Wax25	1.40	5.25
Dwarf Golden Wax20	1.25	4.50
Keeney's Rustless Golden Wax25	1.40	5.00
Hodson Wax20	1.25	4.50
Crystal White, or Cabbage Wax30	1.40	5.00
Currie's Rust-Proof Wax20	1.25	4.50
Wardwell's Kidney Wax20	1.25	4.50
Davis Kidney Wax25	1.30	4.50
Golden Eye Wax20	1.15	4.00

COLLARDS.

One of the most popular Southern vegetables. It is largely used in place of cabbage. It is hardier and easier to grow than cabbage, making a most excellent vegetable for use in the late fall and during the winter and well into the spring. For late crop, sow in June, July and August, transplanting to a foot apart in the row and cultivating frequently the same as for cabbage.

North Carolina Short Stem.—Has large spreading leaves and short stem. Very hardy, withstands drought and cold. Flavor and cooking qualities of the best. **Pkt. 5c.; oz. 10c.; ¼ lb. 25c.; lb. 75c.**

True Georgia or Southern.—The well known and popular collard that has been grown for generations in the South. Tall and long stemmed. **Pkt. 5c.; oz. 8c.; ¼ lb. 20c.; lb. 50c.**

Corn Salad For early salad, sow in September, and when severe weather comes on, cover with clean straw or leaves. Cover lightly and tread the rows to make the soil firm. Work thoroughly and water abundantly. **Large-Seeded.**—**Pkt. 3 cts.; oz. 8 cts.; ¼ lb. 15 cts.; lb. 35 cts.**

Endive Makes a most excellent salad or garnishing for use during the late summer and fall. Use same as lettuce.

Culture.—Sow in August in drills 18 inches apart, and thin out to 1 foot apart. When nearly grown, tie up the outer leaves to blanch the heart. In dry seasons, give plenty of water.

Green Curled.—The best variety for general use. **Pkt. 5 cts.; oz. 15 cts.; ¼ lb. 40 cts.; lb. \$1.25.**

White Curled.—Finely cut leaves, almost white; can be used without blanching when young. **Pkt. 5 cts.; oz. 10 cts.; ¼ lb. 30 cts.; lb. \$1.**

Cauliflower.

Cauliflowers require the same treatment and cultivation as cabbage, only that they are not quite as hardy, either in resistance to dry, hot weather or to cold weather; but where they can be watered during dry spells or protected during the late fall and winter, they usually succeed and make a very satisfactory vegetable. Where cauliflowers are grown to perfection, they are very profitable as a market crop. They make a most delicious vegetable, and all gardeners should plant at least a small patch for private use. Can be sown in June, July and August for heading up during the fall, or sown in cold frames in the fall and set out early in the spring. Cultivation same as for cabbage.

Wood's Earliest Snowball.—The best of all cauliflowers for Southern growers. It is the earliest to head, and a remarkably sure header, making large, solid, perfect heads of pure white color and finest quality. Excellently adapted for forcing as well as for growing out-of-doors. **Pkt. 25 cts.; ¼ oz., 75 cts.; oz., \$2.50; ¼ lb. \$7.50.**

Dry Weather Cauliflower.—Smiliar to our Snowball, but it is claimed for it that it succeeds well in dry seasons or in dry locations where other kinds would fail. We recommend it for trial to those who have not succeeded with other sorts. **Pkt. 25 cts.; ¼ oz. 75 cts.; oz. \$2.50; ¼ lb. \$7.50.**

Extra Early Dwarf Erfurt.—A standard and excellent variety. It forms good, solid, pure white heads of fine quality. **Pkt. 20 cts.; ¼ oz. 60 cts.; oz. \$2; ¼ lb. \$6.**

Cauliflower Plants.—50 cts. per 100; \$4.00 per 1,000.

Mushroom Spawn Mushrooms may be grown in cellars, under greenhouse benches or in sheds, wherever a temperature of 50 degrees can be kept up throughout the winter. We issue a special circular giving full cultural directions, which will be sent on request.

Pure Culture Spawn.—The best spawn made, the bricks being inoculated from pure test-tube cultures. **Per brick (about 1 1-3 lbs.), 35 cts., each; 3 for \$1.00, postpaid; by express, 20 cts. per brick; 10 bricks for \$1.80.** A brick is enough for 9 square feet.

Mustard This is grown to quite a large extent in the Southern States. It is used like spinach, or boiled with meat as greens. The white or yellow-seeded variety is cultivated chiefly for medicinal purposes or pickling. Southern Giant Curled is the best for general use.

Culture.—Sow during September or October, either broadcast or in rows 6 inches apart. Cut when about 3 inches high. Sow 1 ounce to 80 feet of drill, or broadcast 5 or 6 lbs. per acre.

Southern Giant Curled or Chinese.—The best variety known. The leaves are exquisitely crimped, ruffled and frilled, and make an excellent table garnishing. Of superior flavor, very succulent, pungent and very popular wherever grown. **Pkt. 3 cts.; oz. 8 cts.; ¼ lb. 15 cts.; lb. 40 cts.**

White Mustard.—**Pkt. 3 cts.; oz. 5 cts.; ¼ lb. 10 cts.; lb. 25 cts.**

Pickling Mustard.—Either black or white; lb. 15 cts.

:: Wood's Cabbage Seeds for Fall Sowing ::



Culture.—For fall and early spring setting, sow from the end of September till the first of January—November and December sowings should be made in cold-frames or hot-beds so as to protect them during the winter. Plants from early fall sowing can be set out the end of October or during November, to head up early in the spring. Plants that are wintered over should be set out in February, March or April, as early as the weather will permit. Set the plants 18 inches apart in rows $2\frac{1}{2}$ to 3 feet apart, running the rows east and west and setting the plants on the north side of the ridge to prevent, as much as possible, the frequent freezing and thawing so injurious to cabbage. This crop requires a good rich soil, plenty of moisture and a highly ammoniated fertilizer for best results, also frequent and deep working.

Wood's Charleston Wakefield

(No better strain grown)

—No cabbage grower can afford to overlook our sterling strain of Charleston Wakefield—thousands of pounds are sown every fall by the large truckers of the South Atlantic coast. It is only a few days later than the Wakefield, but larger, the heads often averaging 15 pounds. Our strain is of exceptional purity and cannot fail to please, as it combines all the good qualities of a first-class, early, long-keeping sort; especially fine for shipping. We recommend it both for market and home use. **Pkt. 5 cts.; oz. 20 cts.; $\frac{1}{4}$ lb. 60 cts.; lb. \$2.00; 5 lbs. for \$9.00.**

I bought one pound of Wood's Charleston Wakefield Cabbage seed, and the result is all that can be asked for as a crop. I think a photo of this patch of mine would make you a fine special page in your seed catalog. Will want more this fall.—J. D. ELLIOTT, Northampton Co., Va., May 27, 1909.

The Charleston Wakefield Cabbage seed I bought from you last fall proved to be fine. Your seed are the soundest seed I ever sowed. Everybody in my neighborhood is pleased with your cabbage, and so am I.—C. J. HUDSON, Union Co., N. C., May 29, 1909.

Wood's Selected Jersey Wakefield

—We have grown Wakefield Cabbage for years, but have never seen a strain which equalled our Wood's Selected Early Jersey Wakefield in uniformity of heads, solidity, compactness and earliness. It is the ideal Wakefield for truckers. Has blunt-pointed heads and small outside leaves, permitting close planting. Growers will make no mistake in planting our strain. **Pkt. 5 cts.; oz. 20 cts.; $\frac{1}{4}$ lb. 60 cts.; lb. \$2.00; 5 lbs. for \$9.00.**

I wish you could see my Turnip-rooted Kale that I got from seed bought T. W. WOOD & SONS, especially the Early Jersey Wakefield. I am now selling some as fine heads of this strain as anybody would desire. Have been eating and marketing since April 1st, and still have the finest in the community. Expect to increase my purchase the coming season. A. W. GRIFFIN, Clarendon Co., S. C., May 15, 1909.

Wood's Extra Early, The Earliest of All Cabbages

The earliest cabbage in cultivation and in every way one of the most desirable extra early varieties. Larger than the Wakefield; not quite as solid, but fully a week earlier. The quality is good, has few loose leaves, and nearly every plant forms a head. **Pkt. 5 cts.; oz. 20 cts.; $\frac{1}{4}$ lb. 60 cts.; lb. \$2.00.**

Eureka Extra Early, The Earliest Flat Cabbage Grown

A flat-headed cabbage as early as the Wakefield is sure to be a winner. The heads are of good size with few outside leaves, very uniform, and remarkably solid for so early a cabbage. **Pkt. 5 cts.; oz. 20 cts.; $\frac{1}{4}$ lb. 60 cts.; lb. \$2.00.**

Early Spring.—A quick flat-headed cabbage of very compact growth. Has few outside leaves, admitting of close planting—21 to 24 inches apart. Very tender, of fine quality, and in every way a most desirable first early sort for the trucker and private gardener. **Pkt. 5 cts.; oz. 20 cts.; $\frac{1}{4}$ lb. 50 cts.; lb. \$1.75.**

Henderson's Early Summer.—A splendid sort for market gardeners, coming in just after the Wakefield. Makes large, fine, round heads. **Pkt. 3 cts.; oz. 15 cts.; $\frac{1}{4}$ lb. 45 cts.; lb. \$1.50.**

Early Flat Dutch.—One of the most popular and reliable medium-early varieties. Makes large, flat, solid heads. **Pkt. 3 cts.; oz. 15 cts.; $\frac{1}{4}$ lb. 45 cts.; lb. \$1.40.**

All Head Early.—Has no superior as a second early, to follow in succession after Wakefield. Makes a compact, hard, flat head. **Pkt. 5 cts.; oz. 20 cts.; $\frac{1}{4}$ lb. 50 cts.; lb. \$1.60.**

Solid South.—A magnificent cabbage, resembling the Early Summer, but earlier, larger, more uniform, has fewer outside leaves, and is less liable to run to seed when sown in the fall. Does well both for early and late crop, and is equally well adapted for the family garden and shipping. **Pkt. 5 cts.; oz. 20 cts.; $\frac{1}{4}$ lb. 50 cts.; lb. \$1.60.**

OTHER WELL-KNOWN SORTS.

Winnigstadt, Early York, Large York, each, pkt. 3 cts.; oz., 10 cts.; $\frac{1}{4}$ lb. 35 cts.; lb. \$1.20.

Early Drumhead, Henderson's Succession, All Seasons, Danish Summer Roundhead, each, pkt. 3 cts.; oz. 15 cts.; $\frac{1}{4}$ lb. 40 cts.; lb. \$1.40.

Cabbage Plants.—Late varieties can be had up to Sept. 15th, 25 cts. per 100; \$2.50 per 1,000; early varieties during September, October and November, 30 cts. per 100; \$2.50 per 1,000.

KALE, or BORECOLE.

Culture.—The Scotch and Siberian are the popular kinds for fall sowing. Sow from August 15th to October 15th, either broadcast or in drills 18 inches apart. It is best to sow in drills and cultivate. Spring or Smooth Kale can also be sown in the fall, as it is equally as hardy as the Curled Kales, but it is quicker growing, and can therefore be seeded later than the Curled Kale and can be cut during the winter and spring, yielding salad earlier than the winter varieties. Sow winter sorts 3 to 4 lbs. to the acre; Spring Kale, 8 lbs. to the acre broadcast, 4 to 5 lbs. in drills.



Dwarf Green Curled Scotch, or Norfolk.—The dwarf-spreading kale, largely grown around Norfolk for shipping. The leaves are bright deep green, beautifully curled and crimped, very tender and fine flavored. Very hardy and can be grown wherever the temperature does not fall below zero. **Pkt. 3 cts.; oz. 5 cts.; ¼ lb. 15 cts.; lb. 50 cts.; 5 lbs. and over, 45 cts. per lb.**

Curled Siberian.—Larger than the Scotch and not as finely curled. The leaves are bright green, tinged with purple. Very popular in the Norfolk trucking district; very hardy and will stand the winter without protection. **Oz. 5 cts.; ¼ lb. 15 cts.; lb. 40 cts.; 5 lbs. and over, 35 cts. per lb.**

Spring or Smooth Kale.—Largely sown in the fall for cutting during the winter and spring before the winter kinds are ready. **Pkt. 5 cts.; ½ lb. 10 cts.; lb. 15 cts.; 2 lbs. for 25 cts.; 10 lbs. for \$1.00.**

TURNIP ROOTED KALE.

This new kale is destined to become one of the most popular salads in cultivation. It is very much superior in flavor and appearance to ordinary kale, and wherever it has been tried it is very popular and coming into general use. We strongly recommend those who have not yet done so, to sow at least a small portion of their crop in Turnip-rooted Kale. It makes a salad superior in appearance and of very superior table qualities, and wherever it is introduced on the markets, it speedily becomes very popular. It also has another advantage, in that it makes roots somewhat like a parsnip, which can be used as a winter vegetable the same as parsnips or carrots, and makes a table vegetable that comes in at a time just when vegetables of this kind are most appreciated.

Pkt. 5c.; oz. 10c.; ¼ lb. 30c.; lb. \$1.00.

We have received quite a number of enthusiastic letters from our customers who have planted this kale. We give below extracts from two of these letters:

I wish you could see my Turnip-rooted Kale that I got from seed bought of you. I sowed it broadcast very thin, in a rich soil. Some bunches of it are two feet high, and a bushel basket will not cover them. It is the best salad I have ever eaten in my life. It has no equal. It is much better than any I have ever seen. Will stand the coldest weather. I never expect to sow any other kind for salad, it is so much better tasted and will outlast any other; does not go to seed early like other salad, and will stand cutting a number of times. It just caps the climax in the salad line, there is none better. I recommend it to all gardeners. Once tried, they will never be without it again. I have been sowing it for five years, and expect to sow it as long as I live to sow any kind.—**MRS. E. J. MORRIS, Southampton Co., Va., April 18, 1909.**

KOHL RABI.

A turnip-rooted vegetable growing above ground. It is very popular with those who know of its good merits, as it makes a delicious flavored vegetable for use the same as cabbage or turnips. For late use, sow from June to September, sowing in rows and thinning out to eight inches apart. **Pkt. 5 cts.; oz. 20 cts.; ¼ lb. 50 cts.; lb. \$1.75.**

It may interest you to know that Kohl Rabi planted in September gives another winter vegetable, as I have found it perfectly hardy, even the freeze of Feb. 2nd failing to hurt it. The cabbage in the next rows were killed. I have just used the last of mine, and it had not become woody in the slightest.—**Mrs. A. F. McKissock, Greenwood Co., S. C., April 9, 1909.**

RADISH.

Culture.—To be tender and crisp, radishes must be grown quickly, and this requires rich soil and plenty of moisture. They thrive best in a light, rich, mellow, well-worked soil.

All of the varieties of radish can be sown in the fall, and with seasonable weather will make a satisfactory crop. When sown in the fall, however, it is best to sow in cold-frames, so that they can be protected in case we get severe weather early. The sowing of radishes for fall use is not very generally practiced, but to those who have been growing them it has proved quite profitable. Radishes can also be sown in hot-beds during the winter, for use or market early in the spring. It is especially desirable to grow them for home use during the fall and winter, as they come in at a time when there are no other green vegetables for use. Winter radishes can be sown during August or September out of doors, and pulled up as desired, or stored and used as wanted during the winter.

Crimson Giant Radish—A splendid turnip radish of recent introduction which has a distinct advantage over other kinds in that even when it has attained a large size it remains absolutely tender and of perfect flavor to the very last. Although it grows double the size of the other round forcing radishes—often 6 or 7 inches round—they still remain solid and juicy, very tender and crisp. Equally well suited for forcing in beds and outdoor growing and is well adapted for fall sowing. **Pkt. 5 cts.; oz. 10 cts.; ¼ lb. 20 cts.; lb. 55 cts.; 5 lbs. and over 50 cts. lb.**

The Crimson Giant Radish I got from you was the finest and best seller I ever handled. They were large and crisp. I sold \$6.00 worth off two short rows.—**J. B. SEWARD, Guilford Co., N. C., May 29, 1909.**

TURNIP SHAPED VARIETIES,

	Pkt.	Oz.	¼ lb.	5-lb. lots, Lb. per lb.
Extra Early Scarlet Globe,...	\$0.05	\$0.10	\$0.20	\$0.50 \$0.45
Early White-Tipped Scarlet,...	.03	.07	.15	.35 .30
Early Red, or Scarlet Turnip, ..	.03	.07	.15	.35 .30
Early White Turnip,03	.07	.15	.35 .30
Mixed Turnip Radishes,03	.07	.15	.35 .30
Golden Globe Summer,03	.07	.15	.35 .30

OLIVE-SHAPED VARIETIES.

	Pkt.	Oz.	¼ lb.	5-lb. lots, Lb. per lb.
Extra Early Scarlet Olive-Shaped,	\$0.03	\$0.07	\$0.15	\$0.35 \$0.30
French Breakfast03	.07	.15	.40 .35
Yellow Olive-Shaped,03	.07	.15	.40 .35

LONG VARIETIES.

	Pkt.	Oz.	¼ lb.	5-lb. lots, Lb. per lb.
Long White Naples	\$0.03	\$0.07	\$0.15	\$0.35 \$0.30
Brightest Long Scarlet03	.07	.15	.35 .30
Wood's Early Frame,03	.07	.15	.35 .30
Chartier Long Scarlet,03	.07	.15	.40 .35
White Strasburg03	.07	.15	.40 .35
Chinese, or Celestial,05	.10	.20	.60 .55
Mixed Long Radishes,03	.07	.15	.35 .30

Winter Radishes.

These are of slower growth than other radishes, but the flesh is firmer and they are better keepers. Sow from the first of August till the end of September, and at the approach of freezing weather they should be taken up and packed in sandy soil, either buried out-doors or stored in a damp, cool cellar, where they will remain in good condition all winter.

Rose China Winter.—Roots cylindrical; color bright rose; flesh white and of superior quality. One of the best. **Pkt. 3 cts.; oz. 8 cts.; ¼ lb. 15 cts.; lb. 40 cts.**

Long Black Spanish.—One of the latest and hardiest of radishes. Oblong in shape, of large size. **Pkt. 3 cts.; oz. 7 cts.; ¼ lb. 15 cts.; lb. 35 cts.**

Long White Spanish.—Flesh white, firm and pungent. Keeps as well as a turnip. Grows 6 to 8 inches long. **Pkt. 3 cts.; oz. 7 cts.; ¼ lb. 15 cts.; lb. 35 cts.**

LETTUCE.

Culture.—Lettuce is easy to grow, but requires rich, moist soil, clean and thorough cultivation, and plenty of water, to give it that quick growth on which depends its tenderness and flavor. For autumn use, sow in July or August and transplant as soon as ready. They will head up for use late in the fall. For later use, it is better to transplant to cold-frames, so that they can be protected during severe spells, and they will head up during November and December. The hardy varieties, like Wood's Cabbage, can also be sown in September and October, transplanted later to rows where they are to grow, and protected with straw or litter they will stand the winter and head up early in the spring; or they can be transplanted to cold-frames or hot-beds to head up during the winter. Wood's Improved Big Boston is the best for sowing early in the fall. Wood's Cabbage is better for sowing later, as it is hardier and stands more cold weather. One ounce will produce about 1,500 plants.

Should plant lice attack the plants in hot-beds and greenhouse, apply tobacco dust to plants and soil or fumigate with tobacco; for green lettuce worm apply, while the dew is on, pyrethrum mixed with three times its bulk of flour.



WOOD'S CABBAGE LETTUCE

The Hardest and Best Lettuce for Outdoor Growing

Wood's Cabbage Lettuce—Introduced by us more than twenty years ago, it has maintained its reputation, and is to-day without a rival for outdoor growing, and the equal of any other lettuce for growing in frames. In fact, we know of no lettuce that gives such general satisfaction under all conditions, whether grown in open ground for summer and fall use, in frames or forced in greenhouses. It makes large, solid, buttery heads, as crisp and tender as can be. No other lettuce will stand cold weather as well as Wood's Cabbage. **Pkt. 5 cts.; oz. 20 cts.; ¼ lb. 50 cts.; lb. \$1.50; 5 lbs. for \$7.00.**

Wood's Cabbage Lettuce is far superior to any lettuce I ever raised, and stands more cold than any lettuce I ever raised.—N. J. NORTHAM, New Hanover Co., N. C.

EARLY PRIZEHEAD.—One of the best for the home garden, forming a large loose head, exceedingly tender, crisp and sweet. Fine for home use, but will not stand shipment long distance. **Pkt. 3 cts.; oz. 10 cts.; ¼ lb. 30 cts.; lb. \$1.00.**

DEACON.—There is no surer heading summer variety. Makes a good solid head; the inside leaves blanch to a bright, rich yellow, exceedingly well flavored, crisp and tender. **Pkt. 3 cts.; oz. 10 cts.; ¼ lb. 30 cts.; lb. \$1.00.**

CALIFORNIA CREAM BUTTER.—Of distinct shape, heading up like a cabbage, and almost as solid. Color light green, almost white; the flavor rich and buttery, and very tender. **Pkt. 3 cts.; oz. 10 cts.; ¼ lb. 30 cts.; lb. \$1.00.**

CRISP-AS-ICE.—A very superior family and home market lettuce; so crisp, tender and brittle as to fully justify the name. The heads are hard, with rich creamy-yellow hearts. **Pkt. 5 cts.; oz. 15 cts.; ¼ lb. 40 cts.; lb. \$1.25.**

EARLY CURLED SIMPSON.—Makes a curly, loose head; early and tender. **Pkt. 3 cts.; oz. 10 cts.; ¼ lb. 30 cts.; lb. \$1.00.**

MAMMOTH BLACK SEEDED BUTTER.—Forms large cabbage-like heads, creamy white inside; very tender and of rich buttery flavor. A fine summer lettuce, resisting heat and drought and slow to run to seed. **Pkt. 5 cts.; oz. 15 cts.; ¼ lb. 40 cts.; lb. \$1.25.**

Cos, Romaine, or Celery Lettuce—Has no equal for quality. Forms long, conical heads, which, if tied up, blanch pure white and make solid heads as crisp as celery stalks. **Pkt. 5 cts.; oz. 15 cts.; ¼ lb. 40 cts.; lb. \$1.25.**

BOSTON MARKET, or WHITE-SEEDED TENNISBALL.—A splendid early lettuce, forming fine hard heads of the best quality. One of the earliest heading sorts, and very popular, both for home use and market. **Pkt. 3 cts.; oz. 10 cts.; ¼ lb. 30 cts.; lb. \$1.00.**

Improved Hanson—One of the best summer lettuces. Grows to a large size; solid and refreshing; crisp and tender. **Pkt. 3 cts.; oz. 10 cts.; ¼ lb. 30 cts.; lb. \$1.00.**

DUTCH BUTTERHEAD.—An old favorite; makes cabbage-shaped heads of excellent quality. **Pkt. 5 cts.; oz. 15 cts.; ¼ lb. 40 cts.; lb. \$1.25.**

BROWN DUTCH.—One of the hardiest of lettuces, and best for outdoor planting; makes a good, solid head. **Pkt. 5 cts.; oz. 15 cts.; ¼ lb. 40 cts.; lb. \$1.25.**



WOOD'S IMPROVED BIG BOSTON LETTUCE

The Best Lettuce for Hot-beds or Cold-frames for Market and Shipping.

Wood's Improved Big Boston—Too much praise cannot be given our grand strain of this splendid lettuce. It has steadily gained in popularity until now it is more extensively grown than all other varieties, except our Wood's Cabbage Lettuce, throughout the large trucking sections of the South. It may be grown in the open ground for summer and fall use, or in frames under canvas, and always makes large, fine, buttery, yellow heads with thoroughly blanched hearts, crisp, tender, white and sweet. We cannot recommend too highly our splendid strain of this most excellent variety. It gives the best of satisfaction under all possible conditions. **Pkt. 5 cts.; oz. 15 cts.; ¼ lb. 50 cts.; lb. \$1.50; 5 lbs. for \$7.00.**

Wood's Improved Big Boston Lettuce in my opinion is the best lettuce on the market. It will stand as much cold or heat as any other variety. We have grown them so large until it has only taken from 45 to 50 heads to fill a basket. We are only too glad to recommend them to all our friends.—A. THORNTON, Marion Co., Fla.

May King—Makes large, round solid heads, 6 to 7 inches in diameter, with broad, light green outer leaves firmly folded. Grown outdoors, it is extremely early; for forcing it is in every way desirable. The center blanches to a rich golden yellow. A remarkably good all-round first early variety. **Pkt. 5 cts.; oz. 15 cts.; ¼ lb. 50 cts.; lb. \$1.50.**

The May King Lettuce bought of you was a fine variety.—Mrs. SALLIE F. CARROLL, Campbell Co., Va., September 21, 1908.

Spinach.

Spinach grows most tender and succulent when grown on rich soil, making a salad much preferred to kale and turnip salad, and usually brings much higher prices. For fall use, sow in August or September. For winter or spring use, sow from the end of September through October. Sow one inch deep, in drills 18 inches to 2 feet apart. Requires but little cultivation. One ounce will sow 100 feet of drill; 20 lbs. one acre.

We are using Spinach from the seed you sent. They are nice. I wish you could see them. It seems to be that ten to one are up. I have never seen just such. Nearly everybody here failed to get a good stand. I am pulling up, for they are too thick.—A. M. BARRETT, Anson Co., N. C., August 30, 1907.

Norfolk Savoy or Bloomsdale—The earliest variety and the best for fall sowing, for use during the winter and spring. Grows upright with thick dark green leaves which are crumpled or curled like the leaves of a Savoy cabbage. Very hardy and grows rapidly to a suitable size for cutting. **Oz. 5 cts.; ¼ lb. 10 cts.; lb. 20 cts.; 5 lbs. and over at 15 cts. per lb.; 50 lbs. and over, 12½ cts. per lb.**

Long Standing.—An improved strain of excellent quality for both spring and fall sowing. After reaching maturity it remains in condition for use longer than most kinds. Leaves comparatively smooth and very dark rich green. **Oz. 5 cts.; ¼ lb. 10 cts.; lb. 20 cts.; 5 lbs. and over at 15 cts. lb.; 50 lbs. and over 12½ cts. lb.**



New Long Season Spinach

LONG SEASON.—A splendid new spinach, forming a rosette of intense dark green, thick, tender, succulent, crumpled leaves, which remain fresh long after cutting. No other variety will stand so long without running to seed. **Oz. 5 cts.; ¼ lb. 15 cts.; lb. 30 cts.; 5 lbs. and over 25 cts. lb.**

ROUND THICK LEAVED.—Grows very rapidly, making a cluster of thick, dark green, slightly crimped leaves of the finest quality. **Oz. 5 cts.; ¼ lb. 10 cts.; lb. 20 cts.; 5 lbs. for 75 cts.**

Garden Peas.

Peas should be planted in this latitude in July and August, further South early in September for late crops. Late crops, marketed after the frosts have killed the crops in northern sections, always sell at top prices. The markets are then bare of locally grown vegetables.

ALL VARIETIES 5 CTS. PER PACKET.

	Qt.	Peck.	Bushel.
Wood's Lightning Excelsior	\$0.25	\$1.60	\$5.50
First and Best, Philadelphia Extra Early and Early May, each	.20	1.50	5.25
Alaska	.25	1.60	5.50
Thomas Laxton	.30	1.75	6.50
American Wonder	.25	1.50	5.50
Tom Thumb	.25	1.50	5.00
McLean's Little Gem	.20	1.35	4.75
Nott's Excelsior	.25	1.50	5.50
Gradus or Prosperity	.35	2.00	7.50

Marrowfat Peas—Hardier and more prolific than the extra early kinds, and if planted in November, December or January will stand the winter and make their crop just after the extra earlies.

LARGE WHITE MARROWFAT.—Pkt. 5 cts.; qt. 15 cts.; peck, 80 cts.; bushel \$2.75.

BLACK EYE MARROWFAT.—Pkt. 5 cts.; qt. 15 cts.; peck 75 cts.; bushel \$2.50.

Celery.

Golden Self-Blanching—Grown especially for us by the originator in France and imported direct. This is the celery for the Florida growers and is the strain which has given such splendid results. We have never seen a prettier lot of celery than what was sent us by a Florida grower last season. He wrote that the commission men declared it the finest they had handled during the season and brought 25c. or more over the market price. **Pkt. 10 cts.; oz. 30 cts.; ¼ lb., \$1.00; lb. \$3.50; 5 lbs. for \$16.00.**

I send you to-day one dozen bunches of Golden Self-blanching Celery grown from the seed bought of you last summer, which has been pronounced by all who saw it to be the finest celery field in the county. All the commission men—and I suppose twenty-five have seen it—say that it is a fine strain of seed and everybody asks where I got the seed. I tell them all, from you, and I suppose from the way they talk that you will have a good many calls for the seed; and while I am writing, I want you to put in my order for four pounds of just such seeds as these you sent me this year. I intend making a specialty of growing fine celery. This is my first crop, but I am beating an old established grower here 25c. per crate on sales. I have the picture of this field shipping in full blast. If you wish one, I will have one struck and send you.—T. L. LATIMER, Manatee Co., Fla., March 19, 1908.

Rose Ribbed Self-Blanching—Similar to Golden Self-Blanching except that the outside ribs are tinged with a beautiful rosy pink. Grown in France by the same grower who supplies our Golden Self-Blanching and imported direct. **Pkt. 5 cts.; oz. 25 cts.; ¼ lb. 70 cts.; lb. \$2.25; 5 lbs. for \$10.00.**

IMPROVED WHITE PLUME.—Very early, self-blanching, requiring to be earthed up but a short time before it is in condition to use. **Pkt. 5 cts.; oz. 15 cts.; ¼ lb. 50 cts.; lb. \$1.75; 5 lbs. for \$8.25.**

SNOW WHITE.—Pure white, self-blanching, large; a vigorous grower and always solid. **Pkt. 5 cts.; oz. 20 cts.; ¼ lb. 60 cts.; lb. \$2.00; 5 lbs. for \$9.50.**

GIANT PASCAL, DWARF GOLDEN HEART, CRAWFORD'S HALF DWARF. } Well known standard kinds, later than the self-blanching varieties but better keepers.

For keeping into the winter they are as good as can be had. **Price, each variety, pkt. 5 cts.; oz. 15 cts.; ¼ lb. 40 cts.; lb. \$1.40; 5 lbs. for \$6.50.**

I planted the Giant Pascal Celery seed obtained from you last year, and my celery was the finest flavored ever raised in this part of the country. Many said it was the finest they ever ate.—CHAS. A. USHER, Columbus Co., N. C., May 15, 1909.

Tomatoes.

	Pkt.	Oz.	¼ lb.	Lb.
June Pink	\$.05	\$.25	\$.75	\$2.50

I consider the June Pink Tomato the best extra early I have planted.—C. J. KICKLIGHTER, Fulton Co., Ga., October 10, 1908.

Spark's Earliana	.05	.20	.60	2.00
------------------	-----	-----	-----	------

Your seeds have always given the most perfect satisfaction, especially your Earliana Tomatoes.—Mrs. J. D. PROTHRO, Aiken Co., S. C., Feb. 3, 1908.

Nolte's Earliest	.05	.20	.60	2.00
------------------	-----	-----	-----	------

I have never found anything to equal Nolte's Earliest Tomato for early crop.—A. V. MARTIN, Presbyterian College of South Carolina, Laurens Co., S. C., January 21, 1908.

Wood's First Early	.05	.20	.60	2.00
Fordhook First	.05	.20	.60	2.00
Chalk's Jewel	.05	.25	.75	2.50
Bonnie Best	.10	.50	1.50	5.00
Early Acme	.05	.15	.50	1.50
Beauty (our improved strain)	.05	.15	.50	1.60
Favorite	.05	.15	.45	1.50
Perfection	.05	.15	.45	1.50
Paragon	.05	.15	.45	1.50
Wood's Improved Trophy	.05	.15	.50	1.50
Livingston's Globe	.10	.30	.90	3.00
Success	.05	.20	.60	2.00
Wood's Improved Ponderosa	.10	.40	1.25	4.00
Matchless	.05	.25	.75	2.50
Royal Red	.05	.15	.45	1.50
Stone	.05	.15	.50	1.60
Dwarf Stone	.05	.20	.60	1.75
Dwarf Champion	.05	.20	.60	1.75



Extra Early White Pearl Onion

Mammoth Silver King—Grows to a remarkable size; skin beautiful silvery white, flesh pure white and of a particularly mild flavor. Matures early and grows uniformly. **Pkt. 5 cts.; oz. 20 cts.; ¼ lb. 60 cts.; lb. \$1.50.**

Southport White Globe.—Skin and flesh silvery white. **Pkt. 5 cts.; oz. 25 cts.; ¼ lb. 75 cts.; lb. \$2.75.**

Southport Yellow Globe.—**Pkt. 5 cts.; oz. 20 cts.; ¼ lb. 60 cts.; lb. \$1.75.**

Southport Red Globe.—**Pkt. 5 cts.; oz. 20 cts.; ¼ lb. 60 cts.; lb. \$2.00.**

Onion Seed for Fall Sowing

TO MAKE LARGE ONIONS FROM SEED.—Sow in seed-beds in August and September, and when the size of a goose-quill, transplant to rows 12 inches apart, 4 to six inches between the sets. Don't fail to transplant; the onions will grow much larger and yield far better. It is not unusual to double the yield by transplanting. For fall sowing we recommend especially Extra Early White Pearl, Prize Taker, the Southports, Copper King, the Bermudas and Mammoth Silver King. One ounce will sow 100 feet of drill; 5 to 6 lbs. one acre.

Spanish, or Italian Onions.

The Spanish Onions are particularly well adapted for fall sowing for early spring market. They are more tender than the American varieties.

Extra Early White Pearl—The quickest of the white sorts. Makes large, pearly white onions, tender, mild and of excellent flavor. Sow early in the fall. **Pkt. 5 cts.; oz. 20 cts.; ¼ lb. 60 cts.; lb. \$1.60.**

Prize Taker, or Spanish King—Like nearly all Spanish onions, large and of particularly fine flavor. The outside skin is a rich yellow straw color, the flesh pure white, sweet, mild and tender. Ripens up fine and hard, and makes a very handsome and attractive onion. **Pkt. 5 cts.; oz. 15 cts.; ¼ lb. 45 cts.; lb. \$1.50.**

Copper King—Attains an enormous size, single onions having been grown weighing four pounds. The skin is a reddish color, flesh white, very sweet, mild and tender. **Pkt. 5 cts.; oz. 15 cts.; ¼ lb. 45 cts.; lb. \$1.40.**

Silver Skin.—Excellent for family use. **Pkt. 5 cts.; oz. 20 cts.; ¼ lb. 60 cts.; lb. \$2.25.**

Yellow Globe Danvers.—**Pkt. 5 cts.; oz. 20 cts.; ¼ lb. 50 cts.; lb. \$1.75.**

Large Red Wethersfield.—**Pkt. 5 cts.; oz. 20 cts.; ¼ lb. 60 cts.; lb. \$2.00.**

White Queen.—For pickling. **Pkt. 5 cts.; oz. 15 cts.; ¼ lb. 50 cts.; lb. \$1.60.**

BERMUDA ONIONS.

These are the onions which Southern growers are shipping every spring in enormous quantities to Northern markets. They are tender and of the finest onion flavor. Our genuine Teneriffe-grown seeds are grown especially for us and imported direct, and there is no better stock to be had. For best results sow in beds and transplant. We offer both the white and red varieties.

WHITE BERMUDA.—**Pkt. 5 cts.; oz. 25 cts.; ¼ lb. 75 cts.; lb. \$2.25.**

RED BERMUDA.—**Pkt. 5 cts.; oz. 20 cts.; ¼ lb. 60 cts.; lb. \$2.00.**

Onion Sets for Fall Planting.

Culture.—All varieties may be set out in the fall. Plant every 4 inches in rows 1 foot apart and about half an inch deep, but do not cover the sets entirely, except Potato Onions, which should be planted 9 inches apart in rows 15 inches apart and covered to the depth of an inch. Fall planting should be more generally practiced, as it has proved quite uniformly successful.

EXTRA EARLY WHITE PEARL.—One of the best and most profitable varieties for fall planting. Is extra early, pure white; mild and delicate flavor. They grow large and come in earlier than any other variety. Very popular in the trucking sections for early shipping. **Qt. 20 cts.; pk. 90 cts.** Bushel prices on application.

The White Pearl Onion Sets I bought of you last fall are making the finest onions I ever raised. I had them ten inches the 5th of May.—**J. A. KINNEROUS, Cabarrus Co., N. C., May 18, 1909.**

I have purchased White Pearl Onion Sets from you for two seasons, and regard the variety the best I ever planted. Your sets left nothing to be desired in that line. I have induced many of my neighbors to order seed of various kinds from you, feeling that I am doing them a personal service in directing them to a dealer reliable and prompt, as you are.—**THOS. W. BLOUNT, Washington Co., N. C., May 12, 1909.**

The White Pearl is the earliest, most prolific, mildest flavored and best onion I have ever seen. From the sets I bought of you last year I raised some of the largest onions ever seen in this section. A great many people bought White Pearl this year, after seeing my crop last season.—**THOS. M. MEADE, Pittsylvania Co., Va., May 11, 1909.**

Yellow Potato (Yellow Multiplier, or Hill Onion).—This makes a large-sized onion, of mild flavor and excellent quality. Is of a reddish yellow color and a good keeper. Never makes seed, but divides up from the root, one medium-sized onion often producing as many as twelve medium to small sets. The very smallest sets produce one or two large onions, the larger sets from two to twenty onions in a hill. A desirable variety both for market and home use, and very popular throughout the South. **Small sets** (about the size of a hulled walnut), **qt. 20 cts.; pk. \$1; bus. \$3.50.** **Medium sets** (about the size of an egg), **pk. 80 cts.; bus. \$3.00.** Bushel price fluctuates.

White Multiplier.—This differs from the Yellow Potato Onion in color, being pure white and not as large, but is very productive and of finest flavor and a better keeper. **Qt. 15 cts.; pk. 90 cts.; bus. \$3.00.**

Yellow Danvers.—**Qt. 15 cts.; pk. 75 cts.** Bushel prices on application.

Silver Skin.—**Qt. 20 cts.; pk. \$1.** Bushel prices on application.

Wood's Turnip and Rutabaga Seeds.

Culture.—Sow the early sorts in July or August, the later sorts during August, and the salad varieties during August and September. Sow either broadcast or in drills 2 feet apart, thinning out to 6 inches, and roll the ground after sowing. Rutabagas should be sown in July and early in August, and earthed up as they grow. The early turnips may also be sown in the spring. Sow 1½ pounds to the acre in drills, 2 pounds broadcast; salad turnips require three pounds per acre.

PRICE.—All varieties, unless otherwise priced, 5 cts. per oz.; 15 cts. per ¼ lb.; 30 cts. per lb.; 5 lbs. for \$1.25.

White Fleshed Varieties.



Wood's Improved Red Top Globe

WOOD'S IMPROVED RED TOP WHITE GLOBE—A much improved strain grown from roots selected for uniformity in shape, size, quality and small tops. White flesh and fine grained, tender and sweet. One of the very best for table use and market. **Lb. 40 cts.; 5 lbs. for \$1.75.**

I wish to know whether you have any complaints about your Purple Top White Globe Turnip growing too large or not. I have just gathered 150 bushels from a

small lot, which I am retailing at my store for five to fifteen cents each. They be daisies and don't you forget it. Were planted September 15th to 18th, and are great. Fine and brittle as can be. Not a small one in the lot. The largest one weighed 13 pounds, 14 ounces.—D. M. MILLER, Rowan Co., N. C., December 5, 1907.

MAMMOTH RED TOP WHITE GLOBE.—Makes large globe-shaped roots, very productive and largely used for table, market and stock.

EARLY RED, or PURPLE-TOP, Strap-Leaved.—Flat-shaped, quick growing, popular for both market and private use.

EARLY WHITE FLAT DUTCH.—Similar to Purple-top, except that it is pure white.

EARLY STRAP-LEAF WHITE GLOBE.—A quick-growing sort; similar to Red-top Globe except that it is pure white; of excellent quality and flavor.

SOUTHERN SNOW-WHITE GLOBE.—A superior sort, of fine quality; one of the best for table use.

WHITE EGG.—A pure white egg-shaped sort for market and table; early.

LONG WHITE COW-HORN.—Very productive; a quick grower; fine grained and very sweet.

WHITE SWEET GERMAN.—Flesh hard, firm and sweet; keeps well.

POMERANIAN WHITE GLOBE.—Popular both for table and stock feeding; very productive.

LARGE WHITE NORFOLK.—Makes large, round, white roots; excellent either for table or stock; is also used quite largely for winter salad.

I raise the White Norfolk Turnips to weigh from ten to fifteen pounds. I put one in the Commercial and Farmers Bank, for a prize one for the county, and offered to pay five dollars to any one to bring one that size; so now I have many calls for that turnip seed. WILY HARRISON, Halifax Co., N. C., July 5, 1907.

I beg to say that the Turnip seeds I bought of you and put out among my customers are certainly all that they want. Several have come in and told me that they never had finer turnips in all their past gardening. This is very gratifying intelligence to me, and may be to you also. One customer was in last night—cashier of a bank—and was "wild" in telling me how fine his turnips were.—L. P. CANNING, Clarke Co., Ga., September 24, 1908.

Milan Turnips—The Milans are the earliest turnip in cultivation, and the best for spring sowing. The bulbs are flat and smooth, pure white flesh. For an extra early turnip the Milans leave nothing to be desired.

EXTRA EARLY PURPLE TOP MILAN.—Similar to White Milan except the roots are a little flatter and the upper portion is a beautiful purple-red. **Pkt. 5 cts.; oz. 10 cts.; ¼ lb. 20 cts.; lb. 50 cts.**

EXTRA EARLY WHITE MILAN.—Tender and delicately flavored, very handsome, smooth and of a clear ivory white, both inside and out. **Pkt. 5 cts.; oz. 10 cts.; ¼ lb. 20 cts.; lb. 60 cts.**

Yellow Fleshed Varieties.

PURPLE-TOP YELLOW ABERDEEN.—A splendid stock-feeding sort; yellow flesh and of superior feeding qualities; hardy and productive and keeps well.

LARGE AMBER, or YELLOW GLOBE.—Produces fine-shaped roots, large and solid; keeps well.

GOLDEN BALL, or ORANGE JELLY.—One of the sweetest and best yellow sorts; firm, hardy and of most excellent flavor.

Salad Varieties.

HOLLYBROOK SALAD.—Will yield more cuttings than any salad we have ever grown, a single turnip having from 25 to 30 distinct tops. In addition to yielding a large quantity of the best salad, the roots are first class for stock feeding. **Stock very limited. Pkt. 5 cts.; oz. 10 cts.; ¼ lb. 25 cts.; lb. 75 cts.**

The Hollybrook Turnip is far superior to any that I have ever sown for salad.—CHAS. A. SHEPHERD, Durham Co., N. C., August 7, 1907.

I find the Hollybrook Salad Turnip to be a first-rate one for salad. They grow well in south Mississippi and make fine greens.—NEILL MCCRIMMON, Hancock Co., Miss., June 28, 1907.

SOUTHERN PRIZE, or DIXIE.—Makes large round white turnips in addition to salad; hardy and needs no protection; the most popular winter and spring salad turnip grown. **Lb. 40 cts.; 5 lbs. for \$1.75.**

SEVEN TOP.—Grown only for winter salad; very hardy. **Lb. 40 cts.; 5 lbs. for \$1.75.**

Rutabaga, or Swede.

Culture.—Sow in July or early in August in drills and keep free from weeds, and when full grown pull them, cut off the tops and store in the root cellar or pit for winter use.

WOOD'S IMPROVED PURPLE TOP YELLOW—An improved strain of the finest yellow fleshed rutabaga for table and stock, grown from roots selected for large size uniformity in shape. Flesh remarkably fine grained and of sweet flavor. **Pound 35 cts.; 5 lbs. for \$1.50.**



Rutabaga, or Swede.

The Wood's Improved Purple Top Yellow Ruta Bagas were very fine. Made good large roots.—G. W. LAWRENCE, Cumberland Co., N. C., May 12, 1909.

PURPLE-TOP YELLOW.—The old standard variety; largely grown for both table and stock.

BREADSTONE, or BUDLONG.—Makes handsome, medium-sized roots of superior table qualities.

LARGE WHITE, or RUSSIAN.—Flesh white, solid; a good keeper.

Other Vegetable Seeds.

Full description and information about all these varieties is contained in our Annual Seed Book for 1909. Our New Annual Seed Book for 1910 will be ready about January 1st.

BEETS.

	Pkt.	Oz.	¼ lb.	Lb.
Wood's Crimson Globe	\$0.05	\$0.10	\$0.20	\$0.60
Arlington Blood Turnip	.05	.10	.15	.40
Crosby's Improved Egyptian	.05	.10	.20	.60
Swiss Chard, or Spinach Beet	.03	.08	.15	.40
Detroit Dark Red	.05	.10	.20	.50
Extra Early Bassano, or Sugar	.03	.07	.15	.35
Extra Early Eclipse	.03	.08	.15	.45
Extra Early Egyptian	.03	.08	.15	.45
Improved Early Blood Turnip	.03	.08	.15	.40
Bastain's Early Blood Turnip	.03	.08	.15	.35
Edmand's Early Blood Turnip	.03	.07	.15	.40
Long Smooth Blood	.03	.08	.15	.35
Early Model Red Globe	.05	.10	.25	.75
BROCCOLI , White Cape	.10	.35	1.00	3.50
BRUSSELS SPROUTS , Perfection	.05	.15	.50	1.50

CABBAGE, Late Varieties.

(For Early Varieties, see page 23 of this Catalog.)

	Pkt.	Oz.	¼ lb.	Lb.
Louisville Drumhead	\$0.03	\$0.15	\$0.45	\$1.40
Surehead	.03	.15	.45	1.50
Danish Winter Ballhead, or Hollander	.05	.20	.60	1.75
Buncombe, or North Carolina	.05	.20	.50	1.60
Autumn King or World Beater	.05	.20	.50	1.50
Large Late Flat Dutch	.03	.15	.40	1.40
Large Late Drumhead	.03	.15	.45	1.40
Wood's Prizehead Late Flat Dutch	.05	.20	.60	1.75
American Perfection Drumhead Savoy	.05	.15	.45	1.60
Green Glazed, or Worm Proof	.03	.15	.45	1.50
Red Dutch	.05	.20	.50	1.75

CARROT.

	Pkt.	Oz.	¼ lb.	Lb.
Wood's Scarlet Intermediate	\$0.05	\$0.10	\$0.20	\$0.60
Early Scarlet Horn	.03	.08	.20	.50
Oxheart, or Guerande	.03	.08	.20	.55
Chantenay, or Model	.05	.10	.20	.55
Half-Long Scarlet Stump-Rooted	.03	.08	.20	.50
Half-Long Danvers	.03	.08	.20	.50
Improved Long Orange	.03	.08	.15	.45
Large White Belgian (for stock)	.03	.08	.15	.45
Large Yellow Belgian (for stock)	.03	.08	.15	.45

	Pkt.	Oz.	¼ lb.	Lb.
EGGPLANT , Black Beauty	.10	.60	1.75	6.50
Florida High Bush	.10	.40	1.25	4.25
New York Improved Purple	.10	.35	1.20	4.00
LEEK , Large Flag	.05	.10	.25	.85
PEPPER —Chinese Giant	.10	.30	.90	3.50
Ruby Giant	.10	.30	.90	3.00
Ruby King	.05	.20	.60	2.00
Bell or Bull Nose	.05	.20	.50	1.75
Neapolitan	.05	.25	.75	2.50
Procopp's Giant	.05	.20	.50	1.75

PARSLEY,

Culture.—Parsley may be sown in the open garden in September or early in October and with slight protection will stand the winter and be ready for use early in the spring; or it may be sown in cold-frames or hot-beds for winter use. When picking, remove the mature leaves row by row. Top dress with well-rotted manure or a good ammoniated fertilizer. Our mild climate should make the winter growing of parsley very profitable, particularly as at that season it is in constant demand. Parsley is slow to germinate and should be soaked several hours before sowing. Sow in drills a foot apart and cover lightly. One ounce will sow 150 feet of drill.



Champion Moss Curled—The best and most improved strain. It is beautifully curled and crimped, and is the best for garnishing and flavoring. It also makes an ornamental plant for edging walks. **Pkt. 3 cts.; oz. 8 cts.; ¼ lb. 15 cts.; lb. 45c.**
PLAIN, or SINGLE.—Very hardy, and stronger in flavor than the curled. **Pkt. 3 cts.; oz. 8 cts.; ¼ lb. 15 cts.; lb. 35 cts.**

VEGETABLE PLANTS.

We supply all kinds of vegetable plants in their proper seasons. We will have late cabbage and celery plants up to the middle of September; lettuce, cauliflower and early cabbage—for fall setting during September, October and November.

- CELERY PLANTS.**—35 cts. per 100; \$3.00 per 1,000.
- LATE CABBAGE PLANTS.**—25 cts. per 100; \$2.00 per 1,000.
- EARLY CABBAGE PLANTS.**—30 cts. per 100; \$2.50 per 1,000.
- LETTUCE PLANTS.**—25 cts. per 100; \$2.00 per 1,000.
- SAGE PLANTS.**—10 cts. each; 75 cts. per doz.

- THYME PLANTS.**—10 cts. each; 75 cts. per dozen.
- HORSE-RADISH ROOTS.**—Common variety, 20 cts. per doz.; 60 cts. per 100; \$5.00 per 1,000.
- Maliner Kren Horse-Radish.—25 cts. per doz.; \$1.25 per 100; \$8.50 per 1,000.

Whenever we cannot supply the varieties of vegetable plants ordered, we will send a variety as closely resembling it as possible. If to be mailed, add 15 cts. per 100 for postage.

ASPARAGUS ROOTS.

Set out in November in good, rich, light, warm soil—the better the soil, the larger the crop. Plow or dig out rows 6 to 10 inches deep and 2 feet apart, put in a good application of well-rotted manure and Wood's Pure Animal Bone, and spread the roots, eye up, one foot apart, and cover with 2 inches of soil, and as cold weather approaches, cover with manure, which may be forked in early in the spring. To make white asparagus, earth up the beds 18 inches above the roots the second spring after planting and just before the growing season commences—this causes the stalks to blanch almost pure white. Do not continue cutting too late, as it will exhaust the plants. During the winter or early spring cut or burn off the growth, run over the rows with a one-horse plow very shallow so as not to cut the crowns, and apply well rotted manure or Wood's Pure Animal Bone.

For quickest results use strong two-year-old roots. We will quote special prices on large lots.

- Conover's Colossal.**—Two-year-old roots, 75 cts. per 100; \$4.00 per 1,000.
- Palmetto.**—Two-year-old roots, 90 cts. per 100; \$4.50 per 1,000.

RHUBARB ROOTS.

The soil cannot be too rich for rhubarb—it is a gross feeder and will make good use of plenty of manure, which should be applied early in the spring and at the end of the pulling season. In November set the roots 2½ to 3 feet apart, and keep the ground loose and well cultivated and protect with a mulch of well-rotted manure. Roots set out in the fall will yield a fair crop the following season, but they should not be pulled closely the first season.

- Rhubarb Roots.**—10 cts. each; \$1.00 per dozen; \$6.00 per 100. If to be mailed, add 10 cts. each for postage.

HYACINTHS.

The First Flower of Importance to Bloom in the Spring.

PRODUCE BEAUTIFUL SPIKES OF BLOOM STRIKINGLY ATTRACTIVE IN THEIR RICHNESS AND VARIETY OF COLOR.

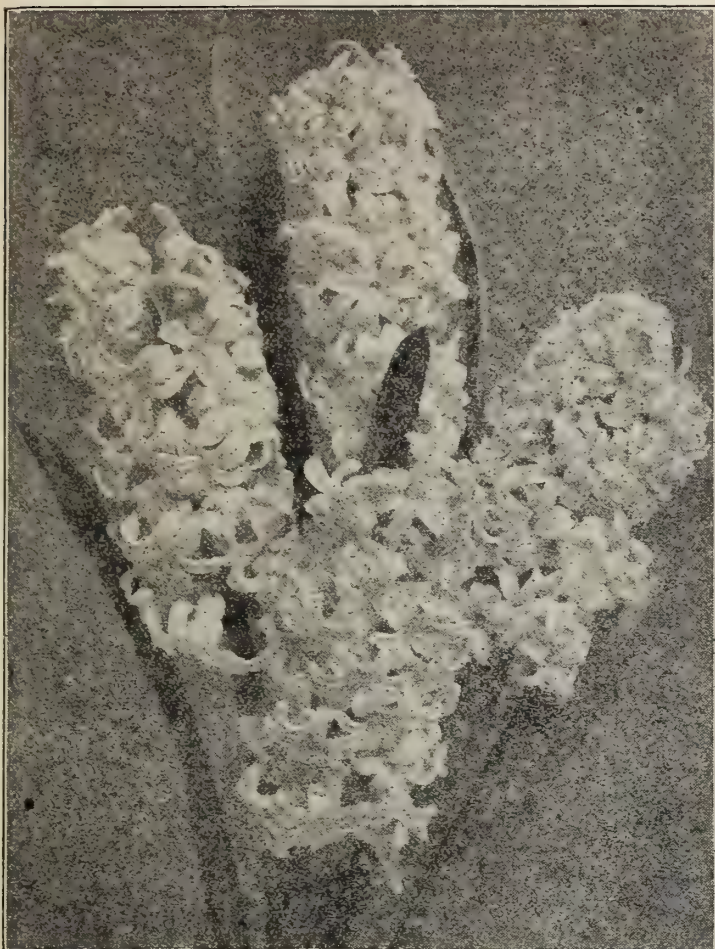
Culture in Pots.—Use any good, rich soil, mixed with a little sand, potting so as to leave the top of bulb even with the soil. For a single plant use a 4 or 5-inch pot; but the effect will be prettier if three, six or as many as a dozen are planted together in a larger size pot, and still more effective if all are of one color. The soil should be pressed firmly around the bulbs, but do not pack it hard underneath. After potting, water thoroughly and place in some cool, dark place for four or five weeks, watering once about every ten days, enough to keep the soil moist.

A still better plan is to sink the pot in the earth about six inches, covering with soil, choosing some position where they will not get too much water. For a succession of bloom, bring the first out about December 1, and every two weeks thereafter until February 1. The room in which they are to flower should be only moderately warm, and when they begin to bloom, give plenty of water, and as much fresh air as possible. Too much heat has a tendency to dry up the flower and greatly decreases the blooming period.

Culture in Glasses.—For this purpose the largest and the heaviest bulbs should be used; therefore, we strongly recommend our **Exhibition Hyacinths**, and the single sorts are the best. Fill the glass with water, so that only the base of the bulb is immersed in it, and remove to a dark cool place till the roots have grown almost to the bottom of the glass. The water should be changed every week or two to keep it pure, and in doing this, draw the roots entirely out of the glass, and rinse both with clear water. When brought to the light, shade the glass from the full rays of the sun, the effect of which is to heat the water to a fatal degree, and remove from the window at night if very cold. Give plenty of fresh water and as much fresh air as possible when they begin to bloom.

Hyacinths.

Planted in Pots in October or November furnish beautiful house flowers for table or Window decorations just when flowers are most appreciated.



Wood's Exhibition Single Hyacinths

which is to heat the water to a fatal degree, and remove from the window at night if very cold. Give plenty of fresh water and as much fresh air as possible when they begin to bloom.

Culture in Open Ground.—Any good garden soil will suit Hyacinths, and the depths at which they are planted should be determined by the character of the soil. If clay or very heavy, bulbs should not be covered more than three inches; if light, from four to six inches. They should be protected with manure, leaves or coarse litter to keep them from freezing.

Wood's Exhibition Single Hyacinths.

The kinds mentioned below are "Varieties of Special Merit." They have been taken from our General List of Standard Sorts on account of their free-blooming qualities, and they can be relied upon as the very best free-blooming kinds in cultivation.

	Each.	Doz.		Each.	Doz.
La Grandesse. —Pure snow-white; fine, large, well shaped bells; early	\$0.15	\$1.50	Queen of the Blues. —The largest light blue Hyacinth in cultivation	\$0.15	\$1.50
L'Innocence. —Pure white; very large bells; flowers early10	1.00	Grand Maitre. —Deep porcelain-blue; the truss is large10	1.00
Cavaignac. —Extra fine; rosy salmon15	1.50	Ida. —The best pure yellow; delicate stem, with small bells15	1.50
Garibaldi. —Brilliant carmine; very early15	1.50			

Wood's Special Assortment of Named Hyacinths.

COLLECTION OF ONE OF EACH OF THE ABOVE SEVEN KINDS FOR 75 CENTS, POSTPAID.
FOR GROWING IN WATER AND POTS, ALL FIRST SIZE, HAND-PICKED.

Below we give a selection of Exhibition Hyacinths for growing in water and pots. These collections are based upon what we know to be the best adapted to these purposes, according to our personal experience and tests. They embrace every shade of color, and owing to the fact that we make the selections of bulbs ourselves, may be expected to give splendid success.

COLLECTION No. 3—For Growing in Glasses.—12 bulbs, \$1.10, postage paid.


HYACINTH GLASSES.—Assorted colors, 15 cents each; \$1.50 per dozen.

COLLECTION No. 4.—For Growing in Pots.—12 bulbs, \$1.10, postpaid.

Norfolk, Va., January 5, 1908.

THE GIANT WHITE NARCISSUS gotten from you when I was in Richmond last Fall are in bloom now and they certainly are fine.

I have been growing narcissus in water for several years, but never had any to produce such large flowers and as many of them as your GIANT WHITES. Will certainly want more the coming season.—MRS. P. E. LASH.



Wood's Exhibition Double Hyacinth

BLUE AND PURPLE.

- Bloksberg.**—Light blue, large bells, of a beautifully marbled appearance; it is one of the best double blues; early.
- Carl, Crown Prince of Sweden.**—Light blue, violet shaded.
- Garrick.**—Azure-blue; large, compact spike.
- Van Speyk.**—Bright lavender-blue; very compact spike, with extra large bells.
- Rembrandt.**—Dark porcelain-blue; splendid spike; late.

Wood's Exhibition Single Hyacinths.

(Continued.)

10 cents each, \$1 per dozen, \$2 for 25; \$7.50 per 100; 6 sold at dozen rates; 50 at hundred rates. Postage, 15 cents per dozen extra. At single rates, no charge for postage.

WHITE.

- Alba superbissima.**—A very fine white, tall spike.
- Grandeur a Merveille.**—Blush white, very large.
- Grand Vedette.**—Pure white, very large bells; early.
- La Belle Blanchisseuse.**—Pure white; fine; early.
- La Grandesse.**—Extra fine, pure white.
- L'Innocence.**—Tall spike; pure white; good for forcing.
- Mad. Van der Hoop.**—Pure white, large bells. Very early and one of the best whites for forcing.
- Mt. Blanc.**—Fine pure white, large spike.
- Snowball.**—Pure snow-white; fine large bells; early.
- Voltaire.**—Pale waxy blush.

BLUE.

- Baron von Thuyll.**—One of the darkest blue and purple Hyacinths known, and of easy culture; bells small and thickly set upon a long stem.
- Bleu Mourant.**—Splendid violet-blue.
- Charles Dickens.**—This is of light porcelain color; very pretty.
- Czar Peter.**—Very large bells, of clearest porcelain-blue; beautifully blotched with purple; large truss, and easily forced.
- Grand Maitre.**—See Special Varieties for description.
- King of the Blues.**—Dark blue; large spike.
- La Peyrouse.**—Delicate lavender; an unusually pretty shade.

Collection of one of each of above Thirty-three kinds, \$2.25, purchaser paying charges.

- Leonidas.**—Striped, bright blue.
- Marie.**—Rich purple; enormous truss.
- Regulus.**—Light blue, with dark stripes.
- Queen of the Blues.**—See Special Varieties for description and price.

RED AND PINK.

- Cavaignac.**—See Special Varieties for description and price.
- Garibaldi.**—See Special Varieties for description and price.
- Gen. Felissier.**—Deep crimson; fine truss; early.
- Gertrude.**—Fine, dark pink; very large; bulb.
- Gigantea.**—Fine, light pink; large spike; small bells.
- Lord Macaulay.**—Deep carmine-pink, with white eye, extra large and compact spike; is found in all collections for exhibition, which proves its merit.
- Norma.**—Very large bulb and easily forced in pots and glasses. Vigorous grower, producing very large spikes. Color, delicate flesh-colored pink.
- Robert Steiger.**—Fine, large, bright red; popular.

YELLOW.

- Ida.**—See Special Varieties for description and price.
- King of the Yellows.**—Fine, bright yellow.
- Sonora.**—Orange-yellow, tinted rosy-salmon.
- Yellow Hammer.**—Fine, rich golden yellow.

Wood's Exhibition Double Hyacinths.

This List embraces the Very Finest Double Varieties in Cultivation, but we would Advise our Customers to Plant our Exhibition Single Hyacinths, as the Flowers are Very Much Larger.

10 cents each, \$1 per dozen, \$2 for 25, \$7.50 per 100. Add 15 cents per dozen by mail. Single bulbs mailed free.

WHITE AND BLUSH WHITE.

- Anna Maria.**—Blush-white, with purple center.
- La Tour d'Auvergne.**—Pure white, and the earliest double white; valuable for house-growing.
- La Virginite.**—Very large spike; creamy white.
- Prince of Waterloo.**—White, rosy center; large spike and large bells.
- Royal Bouquet.**—Pure white; flowers borne on long stems.

RED AND ROSY.

- Bouquet Tendre (Waterloo).**—Very fine dark red; good bloomer.
- Bouquet Royal.**—Bells borne on long stem; color, salmon-pink, red center; very attractive.
- Grootvorst.**—Peach-blossom pink; good truss.
- Lord Wellington.**—Extra fine blush pink; immense bells, and very early.
- Princess Royal.**—Deep pink, with purple center; medium bulbs.

YELLOW.

- Bouquet Orange.**—Reddish yellow; small spike.
- Goethe.**—Light yellow, vigorous grower, and one of the best double yellows.
- Minerva.**—Fine orange-yellow, extra large flower.

Collection of one of each of above eighteen kinds, \$1.25; by mail, \$1.45.

Select List of NAMED HYACINTHS, Second Size Bulbs.


These bulbs, while a little smaller in size than our Exhibition Hyacinths, will be found very satisfactory either for pots or outside. They are specially recommended for bedding, producing magnificent spikes, and are far superior to the ordinary Mixed Hyacinths. The varieties offered below bloom about the same time, and all the bulbs of any sort can be depended on to produce the same shade and grow to an equal height, so that in forming combinations contrasting colors can be selected with certainty, and the effect is greatly increased. We offer these bulbs in combinations for special beds.

Prices, all varieties, each 8 cts.; doz. 75 cts.; 25 for \$1.25; 100, \$4.50.

If by mail, add 10 cts. per dozen for postage.

- Alba Superbissima.**—Pure white.
- Grandeur a Merveille.**—Blush white.
- La Grandesse.**—Pure white; large bell.
- La Belle Blanchisseuse.**—Pure white, small bell.
- Mad. Van der Hoop.**—Pure white; early.
- Gertrude.**—Dark pink.
- Robert Steiger.**—Bright red; large spike.
- General Pelissier.**—Deep crimson.

- Norma.**—Very large bulb; immense flowers; flesh-colored pink.
- Lord Macaulay.**—Carmine - pink, white center.*
- Baron von Thuyll.**—Dark purple; easy culture.
- Grand Maitre.**—Deep porcelain-blue.
- Charles Dickens.**—Light porcelain.
- La Peyrouse.**—Delicate lavender.
- Marie.**—Rich purple; large truss.
- Queen of the Blues.**—Light blue.
- Ida.**—Pure yellow.



Superior Single Hyacinths grown in Pots

Wood's Superior Hyacinths, in Separate Colors.

Wood's Superior Hyacinths in separate colors can be sold at considerably less price than where it is necessary to keep and name each individual bulb separately. These bulbs are all good-sized flowering bulbs, much larger than the ordinary mixed Hyacinths, and give excellent satisfaction for general forcing, for cut-flowers, or for out-door garden blooming in beds or borders.

Six sold at dozen rates; 25 at 100 rates; 1,000 prices on application. If by mail, add 10 cts. per doz. for postage.



White Roman Hyacinths

SINGLE.

	Each.	Doz.	100.
Red and Dark Red,	\$0.05	\$0.50	\$3.25
Pink and Rosy,05	.50	3.25
Pure White,05	.50	3.25
White Shaded,05	.50	3.25
Light Blue,05	.50	3.25
Dark Blue,05	.50	3.25
Yellow,05	.50	3.25
Single—all colors,05	.50	3.25

DOUBLE.

	Each.	Doz.	100.
Red and Dark Red,	\$0.05	\$0.50	\$3.50
Pink and Rosy,05	.50	3.50
Pure White,05	.50	3.50
White Shaded,05	.50	3.50
Light Blue,05	.50	3.50
Dark Blue,05	.50	3.50
Yellow,05	.50	3.50
Double—all colors,05	.50	3.50

Miniature, or Dutch Roman Hyacinths.

Excellent for growing in pots, pans or boxes, blooming freely and early. They may be planted close together in pots or pans, or in beds in the open ground. We offer choice named varieties as follows, viz.:

- Grandeur a Merveille.**—Blush white.
- Mad. Van der Hoop.**—Pure white.
- Gertrude.**—Pink.
- Baron von Thuyll.**—Dark blue.
- Queen of the Blues.**—Light blue.
- Gen. Pelissier.**—Red.

Prices: Dozen, 40 cts.; 25 for 65 cts.; 100, \$2.50. If to be sent by mail, add 10 cents per dozen for postage.

Roman Hyacinths.

The flowers, while smaller than those of the Dutch Hyacinths, are borne in much greater abundance, each producing about six graceful spikes of bloom, which makes it a most valuable sort for cutting. They can be forced very easily, and if planted early and brought into the house at intervals of about two weeks, will yield a succession of blooms from Christmas to Easter. The Blue, Yellow and Rose sorts flower about two weeks later than the White, and we especially recommend them with the White Italian for out-of-door planting.

If by mail, add 10 cts. per doz. for postage.

White Roman Hyacinths

are the kind most largely used for cut flowers. They are the earliest to bloom and deliciously fragrant. :: :: :: :: :: :: ::

	Each.	Doz.	100.
White.—Extra selected bulbs,	\$0.05	\$0.50	\$3.25
Rose.—Pink,05	.50	3.25
Blue.—Light05	.50	3.00
Canary Yellow,08	.85	7.00
White Italian, or Persian.—Largest size bulbs for out-door planting05	.50	3.00

TULIPS.

Culture in Pots.—For this purpose always select named sorts, and we suggest that the bulbs be all of one variety in the same pot. Put three in a 5-inch pot, or more in proportion in larger pots. Use ordinary good garden soil, and plant so that the top of the bulb will be just even with surface of the soil. Water thoroughly, and then give same treatment as hyacinths in pots (see page 31). The Duc Van Thol varieties are the earliest to flower in pots.

Culture Out-of-Doors.—In preparing a bed for Tulips care should be taken to have it so shaped that it will shed water, and the soil should be worked deep and made rich. Plant the bulbs 3 to 4 inches deep according to the stiffness of the soil, and from 4 to 6 inches each way. Treat the bed same as outdoor culture for hyacinths, giving protection with a covering of leaves or coarse manure. Every year or two take the bulbs up and replant, as they work themselves down too deep to bloom well.

Tulips for Cut Flowers.

Tulips make one of the best, brightest and most attractive and satisfactory flowers for the table that can be used. They will also last as long or longer than any cut-flowers which are used for decorations. A bed of assorted Tulips used for this purpose will furnish a continuous feast for weeks during the early spring, when there are practically no other outdoor flowers in bloom.


Our Collections embrace the best sorts, and we have indicated their earliness of flowering by letters. Those marked A are the earliest flowers, B next, etc. Height in inches is indicated by figures.

SELECT NAMED TULIPS,

SINGLE VARIETIES

If to be sent by mail, add 5 cts. per doz., 40 cts. per 100, for postage. Six sold at dozen rates, 25 at 100 rates. Price per 1,000 on application.

- Artus** (B 7).—Fine bright red; excellent for bedding; 3 for 10 cts.; doz. 25 cts.; 100, \$1.50.
- Belle Alliance** (B 9).—Beautiful dark scarlet; sweet-scented; fine for forcing or bedding; 3 for 10 cts.; doz. 40 cts.; 100, \$2.50.
- Brutus** (B 9).—Brilliant red and yellow striped; 3 for 10 cts.; doz. 25 cts.; 100, \$1.65.
- Canary Bird** (A 8).—Clear, rich golden yellow; excellent for forcing or garden; 3 for 10c.; doz., 30c.; 100, \$1.75.
- Chrysolora** (B 9).—Pure yellow; large showy flower. One of the best of this color for bedding, retaining its color until the petals drop. Each, 5 cts.; 3 for 10 cts.; doz. 25 cts.; 100, \$1.50.
- Couleur Cardinal** (C 10).—Large, bronze-scarlet; distinct and fine. Each, 5 cts.; doz. 50 cts.; 100, \$3.
- Couleur Ponceau** (B 10).—Rosy crimson, large white base; 3 for 10 cts.; doz. 25 cts.; 100, \$1.65.
- Cottage Maid** (B 9).—White, bordered with delicate pink. This variety is worthy of special mention, being a vigorous grower, and one of the best sorts for bedding or forcing; 3 for 10 cts. Doz. 100. \$0.25 \$1.50
- Crimson King** (B 9).—Fine, showy, bright crimson; large flowers; good bedder and easily forced; 3 for 10 cts. .25 1.50
- Duchess of Parma** (B 9).—Red, yellow border; extra large flowers; one of the most vigorous growers and best bedders in our list; 3 for 10 cts. .25 1.50
- Joost Van Vondel** (B 10).—Glossy cherry-red and white; one of the best; each 5 cts. .35 2.00
- Keizerkroon** (B 10).—Deep crimson, with broad orange border; good for forcing; large and effective; each, 5 cts. .30 1.75
- L'Immaculee** (A 9).—Pure white; large flower; fine forcer; 3 for 10 cts. .30 1.75
- La Reine** (A 8).—Good white, tinged rose; fine for pots; 3 for 10 cts. .25 1.50
- Pottebakker, Scarlet** (A 9).—Bright scarlet, large flower; 3 for 10 cts. .35 2.50
- Pottebakker, White** (A 9).—Pure white; large and showy; 3 for 10 cts. .35 2.50
- Proserpine** (A 8).—Rich carmine-rose; large and very effective; can be forced in bloom by Christmas; each, 8 cts. .60 4.60
- Rosa Mundi** (B 8).—Bright pink, feathered white; 3 for 10 cts. .25 1.50
- Thomas Moore** (B 10).—Beautiful yellow, shaded orange; each, 5 cts. .30 2.00
- Vermilion Brilliant** (B 9).—Splendid dazzling vermilion; extra fine for pots or massing in beds; very effective; each, 5 cts. .50 4.00



Keizerkroon Tulip

The finest Single Tulip in cultivation for forcing or outside planting.

- Van der Neer** (B 8).—Finest of violet; 3 for 10 cts. Doz. 100. .40 3.00
- Yellow Prince** (B 9).—Large golden yellow; very showy; 3 for 10 cts. .30 1.50

DOUBLE VARIETIES.

- Agnes** (A 7).—Large, double, bright scarlet; ea. 5c. \$0.35 \$2.50
- Couronne d'Or** (B 10).—Large, double, rich yellow, with small mixture of red; 4 inches in diameter. This is certainly one of the most attractive tulips in cultivation; each, 7 cts. .65 5.00
- Duke of York** (B 10).—White, blood-red center; 4 inches in diameter; each, 5 cts. .30 1.75
- Gloria Solis** (A 9).—Rich bronze-crimson, with yellow edge; large; 3 for 10 cts. .30 1.75
- Imperator Rubrorum** (A 9).—Dark scarlet; large and double; each, 5 cts. .50 3.50
- La Candeur** (B 8).—Pure white; good for bedding, forming a splendid contrast with Rex Rubrorum; 3 for 10 cts. .25 1.75
- Murillo** (B 8).—Magnificent blush white, shaded rose; the surest and best bloomer of any double Tulip; each 6 cts. .40 3.00
- Rex Rubrorum** (B 9).—Bright crimson-scarlet; splendid for bedding; 3 for 10 cts. .35 2.00
- Rose Blanche** (B).—New, white; very large; splendid for pots or bedding; 3 for 10 cts. .25 1.75
- Titian** (B 7).—Red, bordered yellow; 3 for 10 cts. .30 2.00
- Tournesol** (B 9).—Red, with yellow edge; very sweet-scented; easily forced; fine, showy tulip for bedding; 3 for 10 cts. .30 2.50
- Yellow Rose** (C 12).—Large golden yellow flower; late; cannot be forced; 3 for 10 cts. .30 1.75

CHOICE MIXED TULIPS.

If to be sent by mail, add 5 cents per dozen, 40 cents per 100 for postage.

WOOD'S SPECIAL MIXED SINGLE.—An extra fine mixture, composed entirely of named sorts of brightest colors blooming together; 20 cts. per dozen; \$1 per 100; \$9 per 1,000.

Fine Mixed Single.—First quality, 15 cts. per dozen; 80 cts. per 100; \$7 per 1,000.

WOOD'S SPECIAL MIXED DOUBLE.—Composed entirely of named sorts, proper proportion of bright colors all blooming together; an unexcelled mixture; 20 cts. per doz.; \$1 per 100; \$9 per 1,000.

Fine Mixed Double.—First quality; 15 cts. per dozen 85 cts. per 100; \$8 per \$1,000.

Parrot Tulips.

The flowers of the parrot Tulips are very peculiarly formed, the petals are all curiously slashed, while the colors are very brilliant and attractive. Chiefly used for out-door planting, and also desirable for baskets, etc. They will stand a little forcing late in the season. An excellent flower for cutting.

Fine Mixed Colors.—20 cents per dozen; \$1.25 per 100; \$10 per 1,000.

Duc Van Thol Tulips.

The earliest of all Tulips and very valuable, and where Tulips are wanted for early pot culture, these are best. Excellent for bedding in masses. Height from 6 to 7 inches.

Scarlet.—5 cts. for two; 25 cts. per dozen; \$1.75 per 100.

Red and Yellow.—5 cts. for two; 25 cts. per doz.; \$1.50 per 100.

White.—10 cents for three; 35 cts. per dozen; \$2.50 per 100.

Rose.—10 cents for three; 35 cts. per dozen; \$2.50 per 100.

Yellow.—10 cents for three; 35 cts. per dozen; \$2.50 per 100.

LILIES.

The stately grace, magnificent beauty of form and variety in color of Lilies are unsurpassed by any of the class of hardy plants. They begin flowering in May, and the various species continue in uninterrupted succession until autumn. The bulbs increase year by year, and, planted in clumps or set in beds 12 to 15 inches apart, soon multiply, forming masses of marvelous and exquisite flowers.

Culture in Pots.—The bulbs should be planted in rich, light soil, in from 6 to 8-inch pots, according to the size of the bulbs. Place so that the top of the bulb will be about half an inch below the rim of the pot and even with the surface of the soil. Do not pack the earth too firmly underneath the bulb. Water thoroughly after potting, and give same treatment as hyacinths in pots, but be careful not to give too much water till the plant has attained considerable growth. When the buds have formed, give plenty of water, and as much fresh air as possible. The Bermuda Easter Lily and "Lilium candidum" are the best sorts for forcing, and by planting early will flower by Christmas.

Culture Out-of-Doors.—Lilies can be planted in the garden, either in the fall or early spring, but fall planting is better. Select a partially shady situation, and have the ground thoroughly spaded and enriched with well-rotted manure, and shap the beds so as to shed water. Plant the bulbs from 5 to 7 inches deep, placing under each a handful of sand for drainage. Protect the bed thoroughly when cold weather approaches with a heavy coating of leaves or coarse litter, as on this depends the success of Lilies in the garden.

The Bermuda Easter Lily, (*Lilium Harrisii*)

The grandest forcing Lily in cultivation, bearing a profusion of bloom that is marvelous. The flowers are of purest waxy white, and each plant bears from five to fifteen blooms, according to size of the bulb. Very easy to grow, and by bringing to the light at different times a succession can be had from Christmas to Easter. A great favorite both for pots and garden culture.

Mammoth Bulbs.—For exhibition plants; 25 cts. each; \$2.75 per dozen. By mail, \$3.25 per doz.

Large Bulbs.—(Eight to twelve flowers).—15 cents each; \$1.65 per dozen; \$10 per 100. By mail, \$1.90 per dozen.

Ordinary Bulbs.—(Five to eight flowers).—7 cents each; 75 cts. per dozen; \$5 per 100. By mail, 90 cts. per dozen.

Lilium Candidum.

Annunciation, Madonna, or St. Joseph's Lily.

An old favorite garden Lily, with snow-white, fragrant blossoms. It is good for forcing, and blooms in the open ground in May. Large bulbs, 10c. each; \$1 per doz.; \$6 per 100. By mail, 15c. per doz. extra.

Beautiful Japan Lilies.

Ready November 1st.

Auratum.—The magnificent gold-banded Lily of Japan. The flowers are very large, sometimes 12 inches across, of purest white, thickly studded with maroon spots, while through the center of each petal runs a clear golden band. Blooms from June to October. Extra large bulbs, 15 cts. each; \$1.50 per dozen. By mail, \$2.00 per doz.

Speciosum album.—One of the most popular Lilies grown, bearing large, pure white flowers of delicate beauty, on strong stems. Excellent for pots or bedding. Blooms in August. Height, 2 to 4 feet; 20 cts. each; \$2 per dozen. By mail, \$2.50 per dozen.

Speciosum rubrum.—Same habit as the Speciosum album. Color white, shaded with deep rose and spotted crimson. One of the most beautiful of all Lilies; 20 cts. each; \$1.75 per dozen. By mail, \$2.25 per dozen.

Collection of one each of the above—3 beautiful Japan Lilies, 50 cents, by mail, postpaid.


Calla Lilies.

Well-known house plants of great popularity. Of very easy culture; their one necessity being plenty of water. Our bulbs are large California dry roots, which are best for forcing, producing blooms much more abundantly than those usually grown in the house.

Mammoth Roots.—25 cents each; \$2.50 per dozen.

First Size Roots.—15 cents each; \$1.50 per dozen.

Medium Size Roots.—10 cents each; \$1 per dozen.



Lilium Candidum

LILIES

planted out of doors
come up year after
year in constantly in-
creasing growth and
development of flow-
ers.

Narcissus, or Daffodils.



Paper White Grandiflora Narcissus

Grows excellently in bowl of water with gravel

Double Flowering Narcissus.

If by mail, add 8 cents per dozen for postage.

- Alba plena odorata.**—A double, pure white variety, with exquisitely scented flowers. Excellent for outside planting and cutting. Cannot be forced; **2 for 5 cts.** Doz. 100. \$0.20 \$1.00
- Incomparabilis (Eggs and Bacon).**—Full double flowers of rich yellow and orange; excellent for house and outside planting; **2 for 5 cts.** .20 1.00
- Von Sion.**—Rich golden yellow, with double trumpet. One of the best forcing sorts, and used in immense quantities by florists. An excellent garden sort; **3 for 10 cts.** .30 2.00

Jonquils, or Single Trumpet Varieties.

- Empress.**—A magnificent large variety, pure white, with yellow trumpet; bold and erect, and the best of the two-colored trumpets; **each 6 cts.** Doz. 100. \$0.50 \$4.00
- Emperor.**—One of the finest Daffodils in cultivation. Flower of the richest yellow; trumpet of immense size, the petals of the perianth measuring 3½ inches across; **each 6 cts.** .50 4.00
- Golden Spur.**—Splendid large, bold flowers of rich yellow color; excellent for pots or garden; early and free flowering; **each 6 cts.** .50 4.00
- Cynosure.**—Light yellow, with rich, broad, yellow cup. Beautiful large flowers, 3½ inches across; splendid for forcing or outside; **2 for 5 cts.** .20 1.00
- Leedsii.**—A very pretty pure white variety with star-like flowers. It is free-blooming, fine for forcing or outside, and delicately scented; **2 for 5 cts.** .20 1.00
- Poeticus (Pheasant's Eye, or Poet's Narcissus).**—Pure white flowers, with orange cup, edged with deep crimson. Beautiful for outside planting. Splendid cut-flower. Owing to its great beauty this variety has never failed to please; **3 for 5 cts.** .15 .75
- Princeps.**—Deep golden yellow trumpet with sulphur perianth; large, fine flowers. One of the finest winter-flowering varieties; very early; **3 for 10 cts.** .25 1.25
- Trumpet Major.**—The standard single yellow Daffodil; deep golden yellow; splendid forcing sort, and largely used for outside planting; **3 for 10 cts.** .25 1.50

Among early spring flowers these are in the front rank of popularity. Appearing just after winter, they animate our gardens with masses of gold and silver, while their fragrant blossoms in the home are invaluable for decorative purposes.

Culture in Pots.—Treatment same as for tulips in pots. The Polyanthus varieties are the earliest blooming, and can be forced as easily as Roman Hyacinths.


Culture Out-of-Doors.—All varieties of Narcissus should be grown in clumps and patches in every suitable spot, and there is not a spot where grass will grow in which Narcissus will not succeed. In planting, be guided by the size of the bulb, allowing 4 or 5 inches between small sorts, and 6 to 8 inches between large varieties. The bulbs will soon completely fill the spaces, forming a compact mass, and it is then their flowers are produced the most freely. Plant the bulbs about three inches deep, according to the size of the bulb. The Polyanthus varieties require slight protection.

Polyanthus, or Bunch-Flowered Narcissus

If to be sent by mail, add 10 cents per dozen for postage.

These are generally used for forcing, and bear large clusters of delicately scented flowers—white, orange, yellow, etc. They are of easiest culture, succeeding well inside or out. Protect with covering of manure or straw if planted outside.

- Giant White.**—For description and price see page 30.
- Paper White.**—Pure white; splendid for forcing and cut flowers Doz. 100. \$0.25 \$1.25
- Paper White Grandiflora.**—These are excellent for growing in water; larger flowers and clusters than Paper White. Planted any time in September, can be easily brought into flower by Christmas .30 1.75
- Grand Soliel d'Or.**—Rich yellow, with orange cup; a splendid bloomer .35 2.50
- Gloriosa Superba.**—Pure white, with rich orange cup .35 2.60
- Jaune Supreme.**—Yellow, with orange cup; extra .35 2.60
- Double Roman.**—Clusters of white, with double yellow centers. This should be largely used, as it rarely fails to bloom very freely. .25 1.50
- Mixed Polyanthus Narcissus.**—A number of very fine varieties, mixed together, producing very pleasing effects in pots or outof-doors. .25 1.50



Large Trumpet Narcissus, Emperor

Chinese Sacred, or Oriental Narcissus.



Chinese Sacred Narcissus

This variety is grown by the Chinese for celebrating their New Year festivals, and as an emblem of good luck. It is one of the most satisfactory and easily forced of all bulbs, attaining such rapid growth and luxuriant development that you can almost see them grow. The bulbs are of immense size, each producing ten to fifteen flower stalks and bearing a profusion of large, delicately scented blooms; white, with orange cup. They can be grown in pots of earth, but are more novel and ornamental in shallow bowls of water, a few pebbles or small shells being placed around the bulb to keep it from turning over when in flower. The water requires changing occasionally to keep it pure. The bulbs commence to grow in a few days, blooming in about six weeks. A dozen bulbs started at intervals will give a succession of flowers throughout the winter. Our stock is of the very best, carefully picked, largest sized bulbs; inferior bulbs generally fail to flower.

Price (true Chinese-grown, extra large bulbs), each 10 cts.; 3 for 25 cts.; doz., \$1.00. By mail, each 15 cts.; 3 for 40 cts.; dozen, \$1.35.

Hanover County, Va., Dec. 28, 1907.

THE GIANT WHITE NARCISSUS bought of you last Fall are in full bloom now, and they are the prettiest things you have ever seen. Every bulb bloomed and most of them had two or more spikes of flowers. They are the admiration of the whole neighborhood.

Mrs. M. C. Quarles.

Jonquils.

Old-fashioned yellow flowers of the Narcissus family, but smaller and shorter flowers.

Single Sweet-Scented.—Three for 5 cts.; dozen, 15 cts.; 100, 85 cts.

Double Sweet-Scented.—Dozen, 35 cts.; 100, \$2.50.

Campernelle.—Large flowers; an excellent variety for forcing or outside planting; two for 5 cts.; dozen, 20 cts.; 100, \$1.00.

CROCUS.

One of the earliest blooming spring flowers and very effective in lawns and borders. They show off very prettily when planted in the turf of a lawn. When planting in the lawn, make a small hole about 2 inches deep with a dibble or sharp-pointed stick, and then cover with a little extra soil. They can be planted in this way without disturbing the appearance of the lawn. For best effect they should be planted in little groups of three or four bulbs of different colors together. The effect in the spring is beautiful, and the Crocus will be through flowering before it is necessary to cut the grass with the lawn mower. After flowering, the cutting of the grass does not injure the bulbs, and they will reappear year after year, proving an ever-recurring delight in the early spring. They are also very useful to plant in hyacinth or tulip beds, between the rows, thereby giving a succession of early flowers. Set the bulbs 2 inches deep and 2 or 3 inches apart, and plant as early in the fall as possible.

Named Large Flowering Crocus.

Flowers much larger and borne in greater profusion than the mixed sorts. These bloom well in the house, planted 2 inches apart in shallow boxes of loamy soil.


If by mail, add 20 cts. per 100; 5 cts. per dozen.

	Doz.	100.
Albion.—Fine dark purple.....	\$0.15	\$0.65
Mont Blanc.—Pure white15	.65
Sir Walter Scott.—Striped15	.65
Prince of Wales.—Blue15	.65
Mammoth Yellow15	.75
Mammoth Mixed	1,000, \$6.00..	.15 .65

Mixed Crocus.

If by mail, add 15 cts. per 100; dozen sent free.

	Doz.	100.
Yellow.—Large	\$0.10	\$0.50
White,10	.40
Blue and Purple,10	.40
Striped10	.40
Mixed.—All colors.....	1,000, \$3.50..	.10 .40



Large-Flowering Crocus

Miscellaneous Bulbs for Fall Planting.

The following list of bulbs includes varieties both for pots and outdoors. We give the following instructions as to planting, to which reference is made where special cultural instructions are not necessary.

Culture A, for Small Bulbs in Pots.—Plant six to eight bulbs in a 6-inch pot, placing them 1 to 2 inches apart, the top of the bulb to be just under the surface of the soil. Water well, and keep in a dark, cool place about ten days; afterwards set in a sunny window.

Culture B, for Large Bulbs in Pots.—Plant one bulb in a 5 or 6-inch pot, potting so as to leave the top slightly protruding above the soil; treat same as "Culture A."

Culture C, for Small Bulbs Outdoors.—Set the bulbs 1 to 2 inches deep and 2 to 3 inches apart, covering lightly with soil.



Bermuda Buttercup Oxalis

Bermuda Buttercup Oxalis.

One of the finest winter-flowering bulbs grown. A single plant, well grown, will fill a 6-inch pot, throwing up 50 to 70 stems, which bear an immense number of flowers of bright buttercup yellow. They commence blooming in about six weeks, and continue in greatest profusion and uninterruptedly for weeks. Extra large bulbs; two for 5 cts.; doz. 25 cts.; 100, \$2.

VARIOUS OXALIS.

Ready in October.

Pretty little plants for pots, hanging-baskets or rockeries. The foliage of itself is very ornamental, and the bright colored little blossoms are charming.

Culture.—Plant 6 to 12 bulbs in a pot, placing them about 3 inches below the soil. Water well and set in a warm, sunny window.

Prices of the following sorts: Two for 5 cts.; doz. 25 cts.; 100, \$1.75.

Bowell.—Vivid rosy crimson; large, handsome, thick foliage.

Rose.—Fine large pink.

Versicolor.—Crimson and white; the earliest of all to flower and continues flowering about two months.

Multiflora Alba.—Pure white.

Cernua fl. pl.—Double canary yellow.

Mixed.—Three for 5 cts.; doz. 15 cts.; 100, \$1.

Chionodoxa, (*Glory of the snow*)

Beautiful early spring-flowering bulbs, producing flower-stalks bearing ten to fifteen lovely scilla-like flowers. Splendid for clumps or edgings, and, blooming at the same time as snowdrops, form an excellent contrast if planted together. Perfectly hardy outdoors, and fine for winter forcing. Culture A or C.

Luciliae.—Charming bright blue, with large white center; two for 5 cts.; doz. 20 cts.; 100, \$1.50.

Gigantea.—Unusually large flowers of lovely lilac-blue, with white center; two for 5 cts.; doz. 30 cts.; 100, \$2.

Freesia Refracta Alba.

One of the most charming bulbs known for winter-flowering and cut-flowers. The blooms are grown on long, graceful stems, and are white, delicately scented and very pretty. They force very easily, and can be readily brought into bloom by Christmas, if desired, and by having a dozen or more pots started in a cold-frame, a succession of flowers may be had throughout the winter. Our stock is the very best, being largest California-grown roots. Culture A.

Monster Bulbs.—Three for 10 cts.; doz. 25 cts.; 100, \$2.

Large Bulbs.—Three for 5 cts.; doz. 15 cts.; 100, \$1.00.

Allium Grandiflorum.

Splendid for winter flowering in the house. The flowers are pure white, borne in loose clusters, and are excellent for cutting. Height, 15 to 18 inches. Culture A. 3 for 10 cts.; dozen, 20 cts.; 100, \$1.25.

Amaryllis.

Ready November 1st.

We think Amaryllis should be very largely grown, as they rank among the most beautiful house flowers grown. The only thing that has interfered with a more extensive growing of them has been the high price of good bulbs. In order to see them more generally grown, we have reduced the price about one-half. They are as easily grown as hyacinths. Cultivate as per direction B, using 8-inch pots.

Johnsoni (Barbadoes Spice Lily).—This is the largest and best variety; rich crimson with white band in center of each petal. They bloom early in the season, each spike bearing four to eight flowers, which are most beautiful. Each, 30 cts.; doz. \$2.75.

Belladonna.—An autumn-blooming variety of great beauty and fragrance. The spikes grow to 2 or 3 feet high; large clusters of beautiful silvery white flowers, flushed and tipped with rose. Each, 20 cts.; doz. \$1.75.

Anemones

Attractive and ornamental plants, bearing large single and double flowers in spring and early summer. They should be very largely planted in beds. The effect and almost invariable free-blooming qualities of these will certainly give satisfaction. Various colors—white, blue, red, etc. Culture C. (See above.)

Single Mixed.—Doz., 15c.; 100, \$1.00.

Double Mixed.—Doz., 25c.; 100, \$1.75.



Freesia Refracta Alba

Double Chinese Paeonies.

Paeonies have always held an important place among hardy plants, and with the wonderful improvements made during recent years, have established themselves among the leaders for popular favor.

Their requirements are so simple—a good, rich, deep soil and an open, sunny position, if possible—which, however, is not absolutely necessary, as they thrive almost equally as well in a partially shaded position, and a liberal supply of water during their growing season, being sufficient to give an abundance and wealth of flowers, which rival the finest roses in coloring, and produce during their flowering season a gorgeous effect not equaled by any other flower.

They are perfectly hardy, requiring no protection whatever, even in the most severe climate, are not troubled with insect pests or disease of any kind, and once planted take care of themselves, increasing in size and beauty each year.

The roots may be planted at any time during the fall or early spring, but for best results they should be set out in fall

Strong Roots.—Colors, red, pink or white; each, 25 cts.; doz. \$2.50; postage, 5 cts. each extra. Ready middle of November.

Bleeding Heart, (*Dicentra Spectabilis*)

One of the most beautiful spring-flowering plants, bearing long racemes of beautiful pink and white heart-shaped blooms. Perfectly hardy and easily grown. Culture same as for paeonies; each, 20 cts.; dozen, \$1.75. Ready middle of November.

Ranunculus.

A pleasing class of bulbs, succeeding remarkably well in pots or open ground. Vivid colors range through white and crimson to purple. Culture A or C.

Double Turban Mixed.—Paeony-formed flowers; three for 5 cts.; doz. 15 cts.; 100, \$1.25.


Double French Mixed.—Vigorous growers, with immense flowers; 3 for 5 cts.; doz. 15 cts.; 100, \$1.

Iris, (*Fleur de Lis*)—Fine, free-blooming bulbs for beds and borders. Colors vary from white and yellow to purple and black. When once established, continue to bloom each year.

English (Iris Anglica).—Large, handsome flowers, with rich blue, purple and lilac colors predominating. Height, 18 to 20 inches. Culture C. **Mixed colors, 2 for 5 cts.; doz. 25 cts.; 100, \$1.50.** Add 5 cts. per dozen, if by mail.

Spanish (Iris Hispanica).—A beautiful small variety, often called the Orchid Iris, from its delicately formed, beautiful flowers. Excellent for pots and outside. Colors, violet, yellow, blue, white, etc. Culture A or C. **Mixed varieties, 3 for 5 cts.; doz. 15 cts.; 100, \$1.**

Ixias.—Charming little plants for pots, producing slender, graceful spikes of rich, varied and beautiful flowers. The center is always different from other parts of the flower, so that the blossoms opening in the sun's rays present a gorgeous display. Culture A. **Mixed colors, 3 for 5 cts.; doz. 15 cts.; 100, \$1.**



Double Chinese Paeonies

Lily-of-the-Valley.

Beautiful, modest, bell-shaped flowers, of pure chaste white, borne in graceful racemes too well known to need description. They are highly prized for cutting, and can be forced readily in a 7 or 8-inch pot. We handle these in very large quantities, and our stock is the famous Berlin-grown, three years old, and can be depended upon to give the best results. Culture A or C.

Extra-Selected Pips.—Dozen, 30 cts.; 100, \$1.75; by mail, 100, \$2. Ready about December 15.

Scilla Siberica

One of the most beautiful hardy spring bulbs, producing a profusion of exquisite rich blue flowers. If grown in masses their flowers fairly carpet the ground, and if grown with Crocus and Snowdrops, the effect is magnificent. Excellent also for pots. Culture A or C. **Three for 5 cts.; dozen, 15 cts.; 100, \$1.15.**

Snow Drops

These graceful little plants are among the earliest spring flowers, often shooting up their delicate snowy white blossoms before the snow is off the ground. They produce beautiful effects planted in masses or edgings, and can be used with Scilla, Chionodoxa or Crocus for contrast. All of these small bulbs show prettily nestling in the turf, coming up from year to year. They are also used for planting between the rows of hyacinth and tulip beds, blooming just as the larger bulbs are coming up, the foliage afterwards forming a carpet of delicate green, which adds greatly to the effect. Culture C.

Single.—Three for 5 cts.; doz. 15 cts.; 100, 90 cts.

Double.—Two for 5 cts.; doz. 25 cts.; 100, \$2.


Elwesi (Giant Snowdrop).—Two for 5 cts.; doz. 25 cts.; 100, \$1.25.

Sparaxis

A class of bulbs having large, beautiful flowers of various bright colors—crimson, scarlet, white, etc.; mottled and striped in the most pleasing and diverse manner. They are excellent for pots or cold-frames and succeed well outside with protection in cold weather. Culture A or C. **Mixed varieties, 2 for 5 cts.; doz. 20 cts.; 100, \$1.25.**

Spiraea Compacta Multiflora

Splendid shrubby plants, with ornamental green foliage and beautiful feathery flowers. They are largely used for forcing, and make splendid plants for the garden. Ready in November. A new dwarf variety, with large clusters of pure white blossoms. Extremely free-blooming; each, 15 cts.; dozen, \$1.50. Add 10 cts. each, if by mail.



Lily of the Valley

Flower Seeds for Fall Sowing.

In the South, perennials, biennials and hardy annuals may be sown outside in the fall, giving the annuals a slight covering of straw in extreme weather. Fall sowings make finer plants, larger blooms and more brilliant colors; perennials and biennials will bloom the following summer. Tender perennials should be carried through the winter in the house. * **Hardy Perennials.** † **Hardy Annuals.** ‡ **Tender Perennials.**

For Full Descriptions, See Annual Catalog.

- † **ASTER**.—Ostrich Plume, pkt. 10 cts.; $\frac{1}{8}$ oz. 30 cts.
Wood's Superb Mixture, pkt. 10 cts.; $\frac{1}{8}$ oz. 30 cts.; $\frac{1}{4}$ oz. 50 cts.
German Quilled, or China, pkt. 3 cts.; oz. 40 cts.
Peony-Flowered.—Pure White, pkt. 10 cts.; $\frac{1}{8}$ oz. 25 cts.; Mixed Colors, pkt. 7 cts.; $\frac{1}{8}$ oz. 20 cts.
Simple's Branching.—Pure White, pkt. 10 cts.; $\frac{1}{8}$ oz. 25c.; Mixed Colors, pkt. 7 cts.; $\frac{1}{8}$ oz. 20 cts.
Victoria.—Pure White, pkt. 10 cts.; $\frac{1}{8}$ oz. 25 cts.; Mixed Colors, pkt. 7 cts.; $\frac{1}{8}$ oz. 20 cts.
Comet.—Pure White, pkt. 10 cts.; $\frac{1}{8}$ oz. 25 cts.; Mixed Colors, pkt. 7 cts.; $\frac{1}{8}$ oz. 20 cts.
Giant Comet, all colors mixed; pkt. 10 cts.; $\frac{1}{8}$ oz. 25 cts.
Ray and Unicum Asters.—Mixed colors, each, pkt. 10 cts.
- † **ABRONIA**.—For rockeries; pkt. 5 cts.
 ‡ **ABUTILON**.—Bell-flowers of many colors; pkt. 10 cts.
 † **ACROCLINIUM**.—Everlastings; pkt. 3 cts.; oz. 30 cts.
 † **AGERATUM**.—White, pkt. 5 cts.; Mixed Colors, pkt. 3 cts.; oz. 25 cts.
 † **ALONSOA GRANDIFLORA**.—Pkt. 3 cts.; $\frac{1}{2}$ oz. 25 cts.
 † **ALYSSUM**.—Sweet, pkt. 3 cts.; oz. 25 cts.; **Little Gem**, pkt. 5 cts.; oz. 30 cts.; ***Saxatile compactum**, pkt. 5c.; oz. 40c.
 † **AMARANTHUS**.—All varieties mixed; pkt. 3 cts.; oz. 20 cts.
 * **ANTIRRHINUM** (Snapdragon).—Pkt. 3 cts.; oz. 40 cts.
 * **AQUILEGIA**, Double or Single.—Mixed colors; each, pkt. 3c. pkt. 5 cts.; $\frac{1}{2}$ oz. 30 cts.; oz. 50 cts.
 † **BALSAM**.—Pure White, pkt. 7 cts.; oz. 75 cts.; Mixed Colors, pkt. 5 cts.; $\frac{1}{2}$ oz. 30 cts.; oz. 50 cts.
 ‡ **BEGONIA**.—Vernon, pkt. 10 cts.; **Rex hybrida**, pkt. 25 cts.
 † **CACALIA**.—Tassel-shaped flowers of many colors; pkt. 3 cts.
 ‡ **CALCEOLARIA**.—Pkt. 25 cts.
 † **CALENDULA**.—Mixed Varieties, pkt. 3 cts.; oz. 20 cts.
 † **CALLIOPSIS**.—Mixed Colors, pkt. 3 cts.; oz. 20 cts.; **Golden Wave**, pkt. 5 cts.; oz. 25 cts.; ***Lanceolata**, pkt. 5 cts.; oz. 40 cts.
 † **CANDYTUFT**.—Mixed Colors, pkt. 3 cts.; oz. 15 cts.; **Empress**, pkt. 5 cts.; oz. 30 cts.; **White Rocket**, pkt. 5 cts.; oz. 20 cts.; ***White Perennial** pkt. 10 cts.
 * **CANTERBURY BELLS**.—Single, mixed colors, pkt. 3 cts.; $\frac{1}{4}$ oz. 15 cts. Double, mixed colors, pkt. 5 cts.; $\frac{1}{4}$ oz. 20 cts.; **Calycanthema**, pkt. 7 cts.; $\frac{1}{4}$ oz. 25 cts.
 * **CARNATION**.—Mixed Colors, pkt. 5 cts.; oz. 75 cts.; **Finest German Double Mixed**, pkt. 15 cts.; **Marguerite**, pkt. 10 cts.; $\frac{1}{4}$ oz. 30 cts.; **Chabaud's Perpetual**, pkt. 20 cts.
 † **CATCHFLY**.—Pkt. 3 cts.; oz. 20 cts.
 † **CENTAUREA**.—Mixed Colors, pkt. 3 cts.; oz. 20 cts.; **Imperialis**, pkt. 5 cts.; $\frac{1}{4}$ oz. 15 cts.; ***Margarita**, pkt. 7 cts.; $\frac{1}{4}$ oz. 20 cts.
 † **CENTRANTHUS**.—Fine for vases and rockeries, pkt. 3 cts.
 ‡ **CINERARIA**.—All colors in fine mixture; pkt. 25 cts.
 † **CLARKIA**.—Mixed colors; pkt. 3 cts.; oz. 20 cts.
 † **COCKSCOMB**.—Tall, mixed colors, pkt. 5 cts.; $\frac{1}{2}$ oz. 25 cts.; Dwarf, mixed colors, pkt. 5 cts.; $\frac{1}{2}$ oz. 35 cts.; **Plumed Cockscomb or Celosia**, mixed colors; pkt. 5 cts.; $\frac{1}{4}$ oz. 20c.
 * **DIANTHUS or PINKS**.—Wood's Superb Mixture, pkt. 10 cts.; $\frac{1}{4}$ oz. 25 cts.; oz. 75 cts.; **Double China**, pkt. 3 cts.; $\frac{1}{2}$ oz. 15 cts.; **Double Japan**, pkt. 3 cts.; $\frac{1}{2}$ oz. 20 cts.; **Fireball**, pkt. 5 cts.; **Ragged Ranger**, pkt. 10 cts.; **Snowdrift**, pkt. 10 cts.; **Princess Pinks**, pkt. 10 cts.; **Wood's Mixture or Double Pinks**, pkt. 7 cts.; $\frac{1}{4}$ oz. 20 cts.; oz. 60 cts.; **Wood's Mixture of Single Pinks**, pkt. 7 cts.; $\frac{1}{4}$ oz. 15 cts.; oz. 50c.
 * **DAISY DOUBLE**.—Pure White, pkt. 10 cts.; Mixed Colors, pkt. 7 cts.; $\frac{1}{8}$ oz. 50 cts.
 * **DAISY, SHASTA**.—Pkt. 10 cts.
 * **DIGITALIS**.—Mixed colors; pkt. 3 cts.
 † **ESCHOLTZIA**.—Mixed Colors, pkt. 3 cts.; $\frac{1}{2}$ oz. 15 cts.
 ‡ **FERNS**.—Pkt. 15 cts.
 * **FORGET-ME-NOT**.—Mixed Colors, pkt. 3 cts.; oz. 40 cts.; **Eliza Foubert**, pkt. 7 cts.; oz. 60 cts.
 ‡ **FUCHSIA**.—Pkt. 15 cts.
 † **GAILLARDIA**.—Mixed Colors, pkt. 3 cts.; oz. 20 cts.; **Lorenziana**, pkt. 5 cts.; oz. 25 cts.; ***Grandiflora**, pkt. 7 cts.; oz. 35 cts.
- ‡ **GERANIUM**.—Zonale, pkt. 7 cts.; **Apple Scented**, pkt. 20 cts.
 † **GILIA**.—Mixed colors, pkt. 3 cts.; $\frac{1}{2}$ oz. 15 cts.
 † **GLOBE AMARANTH**.—Pkt. 5 cts.; oz. 25 cts.
 ‡ **GLOXINIA**.—Pkt. 25 cts.
 † **GODETIA**.—Mixed colors, pkt. 3 cts.; oz. 25 cts.
 ‡ **HELIOTROPE**.—Mixed Colors, pkt. 5 cts.; $\frac{1}{8}$ oz. 20 cts.; White, pkt. 7 cts.; **Blue**, pkt. 7 cts.; **Lemoine's Giant**, pkt. 10 cts.
 † **HELICHRYSUM**.—Pkt. 3 cts.; oz. 40 cts.
 † **HIBISCUS, Africanus**.—Pkt. 3 cts.; oz. 20 cts.
 * **HOLLYHOCK**.—Mixed Colors, pkt. 5 cts.; $\frac{1}{4}$ oz. 20 cts.; **Allegheny**, pkt. 10 cts.; $\frac{1}{4}$ oz. 40 cts.; **Single Everblooming**, pkt. 10 cts.; **Double Everblooming**, pkt. 15 cts.
 † **LARKSPUR**.—Dwarf German Rocket, pkt. 3 cts.; oz. 25 cts.; ***Perennial**, pkt. 5 cts.; oz. 40 cts.
 * **LYCHNIS**.—Mixed colors, pkt. 3 cts.; oz. 25 cts.
 † **MARIGOLD**.—African Varieties Mixed, pkt. 5 cts.; oz. 20 cts.; French Varieties Mixed, pkt. 5 cts.; oz. 20 cts.; **Miniature**, pkt. 10 cts.
 † **MARVEL OF PERU**.—Pkt. 5 cts.; $\frac{1}{2}$ oz. 10 cts.
 † **MIGNONETTE**.—Sweet, pkt. 3 cts.; oz. 10 cts.; **Goliath**, pkt. 10 cts.; $\frac{1}{4}$ oz. 20 cts.; **Wood's Superb Mixture**, pkt. 10 cts.; oz. 50 cts.; **White Pearl**, pkt. 10 cts.; **Machet, Victoria, Golden Queen, Crimson Giant, and Defiance**, each, pkt. 5 cts.; oz. 30 cts.
 † **NASTURTIUM, Tall and Dwarf**.—Separate colors, pkt. 3 cts.; oz. 10 cts.; $\frac{1}{4}$ lb. 25 cts. Mixed Colors, pkt. 3 cts.; oz. 8 cts.; $\frac{1}{4}$ lb. 20 cts.; lb. 50 cts. **Wood's Peerless Mixtures, Tall and Dwarf**, pkt. 10 cts.; oz. 20 cts.; $\frac{1}{4}$ lb. 50 cts.; lb. \$1.50.
 † **NEMOPHILA** (Love Grove).—Pkt. 3 cts.
 † **NICOTIANA SANDERÆ**.—Mixed colors, pkt. 10 cts.
 † **NIGELLA**.—Mixed colors, pkt. 3 cts.
 ‡ **OXALIS**.—Mixed colors, pkt. 5 cts.
 * **PENTSTEMON**.—Pkt. 5 cts.
 † **PHLOX**.—Silver Leaved Star, pkt. 10 cts.; **Large Flowering Dwarf Mixed**, pkt. 10 cts.; $\frac{1}{8}$ oz. 25 cts.; **Star and Fringed**, pkt. 7 cts.; $\frac{1}{8}$ oz. 20 cts.; **All Colors Mixed**, pkt. 5 cts.; $\frac{1}{4}$ oz. 15 cts.; oz. 50 cts.; ***Perennial**, pkt. 10 cts.; $\frac{1}{4}$ oz. 35 cts.; **Grandiflora Phlox, Separate Colors**, white, scarlet, yellow, dark purple and striped, each, pkt. 10 cts.; $\frac{1}{4}$ oz. 35 cts.; **Grandiflora, Mixed**, pkt. 7 cts.; $\frac{1}{4}$ oz. 25 cts.; oz. 75 cts.
 † **POPPY, Annual Varieties**.—Wood's Superb Mixture, pkt. 10 cts.; $\frac{1}{2}$ oz. 30 cts.; oz. 50 cts.; **Special Single Mixture**, pkt. 7 cts.; $\frac{1}{2}$ oz. 20 cts.; oz. 35 cts.; **Special Double Mixed**, pkt. 7 cts.; $\frac{1}{2}$ oz. 20 cts.; oz. 35 cts.; **The Golden**, pkt. 7 cts.; $\frac{1}{4}$ oz. 25 cts.; **Tulip**, pkt. 5 cts.; oz. 40 cts.; **Shirley**, pkt. 3 cts.; oz. 40 cts.; **Carnation Flowered and Peony Flowered**, each, pkt. 3 cts.; oz. 20 cts.
 * **POPPY, Perennial Varieties**.—Iceland, pkt. 5 cts.; $\frac{1}{4}$ oz. 20 cts.; oz. 65 cts.; **Oriental**, pkt. 10 cts.; $\frac{1}{4}$ oz. 40 cts.
 † **PRIMROSE**.—‡ **Chinese**, pkt. 20 cts.; † **Evening**, pkt. 3 cts.; oz. 25 cts.
 * **PYRETHRUM** (Feverfew).—Pkt. 3 cts.; $\frac{1}{4}$ oz. 20 cts.
 * **ROSE CAMPION**.—Mixed colors, pkt. 3 cts.; oz. 20 cts.
 † **SCABIOSA**.—Mixed colors, pkt. 3 cts.; oz. 25 cts.
 * **STOKESIA cyanea** (Cornflower Aster).—Pkt. 10 cts.
 * **SWEET WILLIAM**.—Single, mixed colors, pkt. 3 cts.; oz. 30 cts.; Double, mixed colors, pkt. 5 cts.; $\frac{1}{4}$ oz. 20 cts.
 ‡ **VINCA**.—Rosea, pkt. 5 cts.; $\frac{1}{4}$ oz. 25 cts.; **Alba**, pkt. 5 cts.; $\frac{1}{4}$ oz. 25 cts.; **Mixed Colors**, pkt. 3 cts.; $\frac{1}{4}$ oz. 20 cts.
 ‡ **VIOLET**.—White, pkt. 10 cts.; **Blue**, pkt. 10 cts.; **Mixed Colors**, pkt. 7 cts.; $\frac{1}{4}$ oz. 40 cts.
 † **VIRGINIAN STOCKS**.—Mixed colors, pkt. 3 cts.; oz. 20 cts.
 ‡ **WALLFLOWER**.—Single, mixed colors, pkt. 3 cts.; $\frac{1}{2}$ oz. 20 cts.; Double, mixed colors, pkt. 10 cts.; $\frac{1}{2}$ oz. 50 cts.; **Tom Thumb**, pkt. 10 cts.; **Annual Wallflower**, pkt. 10 cts.; $\frac{1}{4}$ oz. 20 cts.
 † **ZINNIA**.—Double, mixed colors, pkt. 3 cts.; $\frac{1}{2}$ oz. 15 cts.; oz. 25 cts.; **Crisp and Curly, Tom Thumb and Miniature**, each, pkt. 10 cts.; $\frac{1}{4}$ oz. 25 cts.; **Curled and Crested**, pkt. 7 cts.; $\frac{1}{4}$ oz. 20 cts.; **Grandiflora Mixed and Double Striped or Zebra**, each, pkt. 7 cts.; $\frac{1}{2}$ oz. 20 cts.; oz. 35 cts.
WILD FLOWER GARDEN MIXTURE (for fence corners).—Pkt. 3 cts.; oz. 15 cts.; $\frac{1}{4}$ lb. 50 cts.; lb. \$1.50.

Wood's Royal Pansies, Sow in the Fall for the best and largest bloom.

Saved from plants selected for the beauty and size of their blooms, our aim being to secure variety and brilliancy of colorings, strong marking, abundance of bloom and long keeping qualities. Pansies do best in a rich, moist soil and cool location.

WOOD'S ROYAL MIXTURE.—A magnificent mixture, excelling in an endless variety of the richest colors, which, with the large size and perfect form, make it indeed a "royal mixture." Pkt. 10 cts.; 3 pkts. for 25 cts.; ½ oz. 50 cts.; oz. \$3.00.

WOOD'S EXHIBITION MIXTURE.—The richest and handsomest pansy mixture in existence. It contains seeds saved from the finest specimen plants grown by eminent pansy specialists in Germany and France, making a mixture as near perfect as it is possible to obtain. The blooms will average 2½ to 3 inches across, of every imaginable pansy color and combination of colors, some 5 spotted, others margined, veined, blotched and mottled in endless variety of markings and colors. Pkt. 25 cts.; ½ oz. \$1.00.

WOOD'S SUPERB FRILLED.—Each petal is frilled or curled, giving the appearance of a double pansy. This unusual formation adds greatly to its keeping quality. Our mixture contains all the newest introductions and is very fine. Pkt. 15 cts.; ½ oz. 60 cts.

ODIER, or BLOTCHED.—A magnificent strain, producing extra large, perfectly formed flowers; on each of the petals is a clearly defined blotch. Pkt. 10 cts.; ½ oz. 50 cts.

TRIMARDEAU, LARGE FLOWERED.—A distinct and beautiful strain of the richest and most varied shades. Pkt. 10 cts.; ½ oz. 30 cts.

LARGE FLOWERING MIXED.—All colors and styles of bloom; a first rate mixture. Pkt. 3 cts.; ¼ oz. 25 cts.; oz. 75 cts.

SEPARATE COLORS.

Pkt. 5 cts.; ¼ oz. 30 cts.; one pkt. each of 15 sorts for 50 cts.

CARDINAL.—Brilliant brownish red; very striking.
EMPEROR FREDERICK.—Dark red, with orange scarlet border.
EMPEROR WILLIAM.—Ultramarine-blue, with violet eye.
FAIRY QUEEN.—Sky blue; pure white border.
FAUST, or KING OF THE BLACKS.—Very dark, almost black.
FIRE KING.—Golden yellow, the upper petals reddish brown, margined yellow; very showy.
GOLD-MARGINED.—Mahogany brown, gold border.

LORD BEACONSFIELD.—Violet, shading to white on upper petals.
LIGHT BLUE.—Lovely sky-blue, with dark eye.
METEOR.—Yellow, spotted with brown and margined with gold.
SILVER-EDGED.—Dark purple, with a distinct white edging.
SNOW QUEEN.—Beautiful large pure white.
STRIPED AND BLOTCHED.—Very brilliant; large flower.
WHITE, BLACK CENTER.—Very fine and distinct.
YELLOW.—Bright golden yellow, with dark center.



Wood's Royal Pansy

Sweet Peas, Fall plantings give the best blooms.

In November or December plant 4 to 6 inches deep, giving slight protection, and they will become well rooted and grow off at the first opening of spring and yield an abundance of bloom earlier and longer than if planted in the spring. Use plenty of well-rotted manure and don't gather the blooms grudgingly—the more you pick them, the longer and better they will bloom.

We have discarded from our list all except the very choicest of each color, from pure white to deepest maroon, so as to avoid a long and confusing list. Our prices are low, but were we to charge many times more the stocks could not be better.

SEPARATE COLORS

Price: Pkt. 3 cts.; any 10 pkts. 25 cts.; oz. 8 cts.; ¼ lb. 20 cts.; 1 pkt. each of 25 distinct kinds for 60 cts.; 1 oz. each for \$1.50.

Aurora.—White, flaked with orange-salmon; large flower.
Blanche Ferry.—Standard deep pink, wings nearly pure white.
Captain of the Blues.—Nearly true blue; flowers large.
Coccinea.—Bright rich cherry red.
Countess of Lathom.—A very pretty and delicate cream-pink.
Dainty.—Large, pure white, edges tinted pink.
Dorothy Eckford.—Pure white, extra large.
Duke of Sutherland.—Purple maroon, wings violet-indigo.
Emily Henderson.—Large clear pure white; early.
Flora Norton.—The best clear light blue.
Hon. Mrs. E. Kenyon.—Splendid primrose-yellow; extra large.
Jeanie Gordon.—Large bright rose standard, shaded cream.
King Edward VII.—The best dark red.
Lady Grisel Hamilton.—Best of all lavender varieties.
Lord Roseberry.—Rosy magenta; fine form, very free flowering.
Lottie Eckford.—White, edges of both standard and wings a clear heliotrope-blue.
Lovely.—Beautiful shade of soft shell-pink.
Mont Blanc.—The best forcing sort; pure white, good size, bears profusely.
Miss Wilmot.—Richest orange-pink, delicately shaded rose; very large flower.
Navy Blue.—Standard brilliant royal purple; wings pure violet.
Othello.—Deep maroon. The best dark sort; of fine form.
Prima Donna.—Exquisite soft pink; large flower, profuse bloomer.
Prince of Wales.—Bright deep rose; a grand flower.
Stella Morse.—Deep cream, shading to primrose.
Venus.—Soft buff-pink; standard shaded rosy pink.

Gladys Unwin—The finest pink in existence; large bold flower, with open, round, prettily waved standards. Fully 75 per cent. of the flower stems yield four blooms each. Pkt. 5c.; oz. 15c.; ¼ lb. 40c.

Bush Sweet Peas—A bush or half-dwarf form of sweet peas, midway in growth between the running and Cupid sorts. They are of perfect bush form, 15 to 18 inches high, and produce a mass of bloom at the top of the plant. Require no support when grown in rows, but single plants should be staked. All colors mixed. Pkt. 3 cts.; oz. 8 cts.; ¼ lb. 20 cts.; lb. 65 cts.

Cupid Sweet Peas—Distinct as possible from other sorts; 6 to 9 inches high, spreading out and forming a mass 1½ feet across. Of very neat, compact bushy habit, with flowers as large and fragrant as the tall kinds. Fine for pots, borders and masses.

White Cupid.—Pkt. 3 cts.; oz. 8 cts.; ¼ lb. 20 cts.; lb. 65 cts.

Pink Cupid.—Pkt. 3 cts.; oz. 8 cts.; ¼ lb. 20 cts.; lb. 65 cts.

Cupid, Mixed Colors.—Contains all the known colors and varieties of Cupids, and in many respects is like our Special Mixture of tall varieties. Pkt. 3 cts.; oz. 10 cts.; ¼ lb. 20 cts.; lb. 60 cts.

WOOD'S SPECIAL MIXTURE.—A peerless mixture and absolutely the finest that can be made. It is a blend of the best sweet peas in cultivation, no dull colors, all choice giant flowering varieties of every color and type, the colors being evenly distributed throughout. No matter at what price or under what high-sounding name it may be offered, for diversity of color, size of flowers and beauty of forms, no other mixture can possibly surpass our "Special Mixed." Pkt. 5 cts.; oz. 10 cts.; ¼ lb. 25 cts.; lb. 60 cts.

Large Flowering Mixed.—A very good mixture containing all the older varieties, and will give a good display throughout the season. Pkt. 3 cts.; oz. 7 cts.; ¼ lb. 15 cts.; lb. 40 cts.

Double Sweet Peas.—Have divided or multiplied standards, sometimes three and even four, each as large as a single blossom. About 75 per cent. come double. Pkt. 5 cts.; oz. 10 cts.; ¼ lb. 20 cts.; lb. 60 cts.

Perennial, or Everlasting Sweet Peas.—Once planted, these live year after year, bearing magnificent clusters of flowers early in the spring before the annual kinds begin to flower. Perfectly hardy; 8 to 10 feet high. Mixed colors. Pkt. 5 cts.; oz. 30 cts.

WOOD'S SEEDS AWARDED GOLD MEDAL AT PARIS EXPOSITION 1900.
GRAND PRIZE ST. LOUIS, 1904.
GOLD MEDAL AT JAMESTOWN EXPOSITION 1907.

**PLANT WOOD'S SEEDS
FOR SUPERIOR CROPS**



HYACINTHS

NARCISSUS.

VEGETABLES FOR
FALL PLANTING.



T.W. Wood & Sons,

Richmond, Va.

THE LARGEST SEED HOUSE IN THE SOUTH