

Historic, Archive Document

Do not assume content reflects current scientific knowledge, policies, or practices.

PLEASE READ THIS PAGE CAREFULLY

Our business success has been largely determined by maintaining **QUALITY** and extending fair treatment to our customers.

You will find this **book** to be **unique** in arrangement. We have grouped the illustrations of different vegetables and flowers on full page plates and have numbered each illustration; you will also note that we have numbered the descriptions to correspond with illustrations. Each variety is stored in our packing room under the same number that appears in our Seed Book.

In ordering, if you will kindly enter on order sheet, the number as well as the name of variety wanted, it will facilitate the filling of orders. We believe the number system is a step forward in the policy of our firm to **give better service** to our customers.

EARLY ORDERS—It is important that orders be sent on receipt of this Seed Book, instead of waiting until Spring, when we are so busy that there is sometimes unavoidable delay in filling them, and frequently stocks become broken and are unable to renew them. We will appreciate your later orders also, and will give them as prompt attention as possible.

Some seed firms quote prices on beans, peas, sweet corn and onion sets by the pint and quart. Last season we decided to sell everything in garden seeds by weight, our plan seems to have given general satisfaction to our customers, therefore we shall continue that plan in the future.

One pound of beans or peas is the equivalent of $\frac{3}{4}$ of a liquid measure quart.

DON'T FORGET—To write plainly on Order Blank, your Name, Post Office and Rural Route, County and State (if outside of the United States, the name of Country), also the name of your Express or Freight Office, if different from Post Office. Omissions of this nature cause our customers unnecessary delay and uneasiness. **We receive a number of orders each season without signature and some without post office address. The only thing we can do is to hold these orders awaiting complaints.**

CASH WITH ORDER—Money may be sent by Express or Post Office Money Order, or Draft, if you prefer, **REGISTER THE LETTER**, which can be done at any Post Office.

CORRECTIONS OF ERRORS—Should an error be made in filling your order, we wish to be informed of the fact, and will make satisfactory correction. If our **Seeds please you**, tell your neighbors—if they don't please you, **tell us**.

SEED BOOK—It is possible we may send only a few Seed Books into your neighborhood. **Shall be glad to have you tell your Neighbors to write for it**—a postal card will do.

WARRANTIES—Seeds of the best quality will often fail through improper treatment. A small seed may be sown so deeply that the young plant cannot reach the surface. **More failures result from disregard of the conditions necessary to germination than from inferiority of the seeds used.** These conditions are a proper temperature, sufficient moisture, and free access of air. Besides these, the soil must be in proper condition, and present no physical obstacle to the growth of the young plant. It would not be fair for us to undertake to insure the crop, therefore **Ross Brothers give no warranty, express or implied, as to description, quality, productiveness, or any other matter of any seeds, bulbs or plants they send out, and they will not be in any way responsible for the crop. If the purchaser does not accept the goods on these terms, they are at once to be returned and any money paid will be refunded.**

PACKAGES EXTRA—When it is necessary to use barrels or sacks to protect shipment of seeds they will be charged extra. **Barrels from 20c to 35c each; cotton seamless sacks 25c each; jute sacks 10c each.**

PRICES—The prices named in this Seed Book are net, and do not include free transportation, **except for seeds in packets, $\frac{1}{2}$ ounces, ounces, and $\frac{1}{4}$ pounds.**

SEEDS BY MAIL OR EXPRESS—Add 8 cents per pound for Seeds, Beans, Peas, Sweet Corn, and Onion Sets, if wanted by mail or prepaid express, (except seeds ordered by the $\frac{1}{4}$ pound, $\frac{1}{2}$ ounce, ounce or packet, which we mail free.)

Office and Retail Store 309 E. Douglas Ave.
Warehouses 229-231 S. Santa Fe St.
128-132 Commerce Street.

Ross Brothers

ADDRESS ALL COMMUNICATIONS TO THE FIRM

To Our Friends, Our Customers:

Founded 1884
Our 27th Year

The year 1910 brought us a large increase in business. And we thank each of our customers for the part they have contributed to our business success.

We are earnestly striving to improve the quality of **Acorn Brand Seeds**.


You know that the purchasing of seeds is different from the buying of clothing, implements and other manufactured goods.

You can examine and determine whether the quality of those goods suit you. Seeds of the same family all look alike and it is necessary to take the word of some dealer for the quality.

During the twenty-six years that we have been in business it has been our endeavor to get acquainted with the growers who produce the best types of each variety of seeds and to place your contracts in their hands.

A number of different varieties have shown a vast difference in type and character during the past few years and the growers are using every possible effort to further improve the type.

Every year we try out a large number of new things in vegetables and flowers and the varieties that show good quality and improved crops are cataloged and we arrange for larger supply, those kinds that are inferior in quality or crop we discard.



Vegetable and flower seeds are grown for us in different parts of the world where they mature most nearly to perfection. In addition to the care that has been used in perfecting the different varieties of vegetable and flower seeds, we have also devoted considerable thought, time and money in developing **Kansas grown seed corn**.

It is a well known fact that seed corn grown in southern Kansas will produce a superior crop **the first year** when planted in **Oklahoma** and **Texas** along-side of seed corn grown farther north. The reason of the greater **success** is the **fact** that the **climate** and **soil** conditions in which the corn was grown in Kansas, are more nearly like those in the states farther south.

Each variety (name listed in this Seed Book) is the same as is used by the introducer of the variety. We have always made it our rule to quote **reasonable prices** and to be honest in the use of names. If any grower is fortunate enough to establish a new and improved type of vegetable flower or grain, he is certainly **entitled** to the credit.



ACORN BRAND SEEDS

Stand for honest quality at reasonable prices, and Seeds packed under that Brand contain the essential quality necessary to produce satisfactory crops





If we thought that better seeds could be purchased elsewhere, we would not ask for your business, but we have faith in the seeds that we sell and are certain that they will prove to your satisfaction.

The first four pages of this book are devoted to new things, some of them novelties of 1910, such novelties are the newest types on the market.

Have been assured by different growers that everyone of these new things has shown a good performance during the season of 1910, that the habits are well formed and that each one is a desirable new type.

If we can be of service to you in suggesting certain kinds of seeds, or in selecting certain manufactured articles that we carry in stock, we shall be very glad to correspond with you on the subject, or have you call in person and examine our stock of goods.


It has been our policy to handle only standard made goods, in the manufactured line, something that we give a man 100 cents in value for every dollar he spends with us.

Every article of Poultry Supplies that we offer carries a guarantee of satisfaction or your money back.

You will find in our 1911 Seed Book several pages devoted to the subject of "Scientific Farming" also a few pages to Spraying and Sprayers.

We want to sell you Acorn Brand Seeds—also Garden Implements—Spray Pumps—Spraying Chemicals—Incubators and Poultry Supplies—Bee Hives and Supplies.

We trust that the year 1911 will prove profitable to you.



Sincerely yours,

ROSS BROTHERS

Wichita, Kansas January 2nd, 1911.

Special Premiums

On most vegetable and flower seeds the smallest quantity we quote is 1/4 oz. This quantity for 5c or 10c means that you will receive four to five times as much seed for the 5c or 10c as you would receive by buying 5c packets from other firms, therefore, your money has greater purchasing power if you buy "Acorn Brand" seeds from us.

PREMIUM No. 1

This season we have listed several new varieties of vegetables on page 5, and we shall be glad to give you, free of cost, one 1/2-ounce package of any one variety of the new vegetable seed with each 50c order of Garden Seeds.

- 2 packages of one variety, or 1 package of two varieties with each \$1.00 order.
 - 3 packages of one variety, or 1 package of three varieties with each \$1.50 order.
 - 4 packages of one variety, or 1 package of four varieties with each \$2.00 order.
 - 5 packages of one variety, or 1 package of five varieties with each \$2.50 order.
- If your order totals more than \$2.50 you may select the same proportionate number of packages—one package for each 50c of the order.

Should you prefer to take the premium in Flower Seeds you may select the same number of 1/2 oz. packages of any variety of the Spencer Type Sweet Peas, listed on page 45 instead of the vegetable seeds. This special offer will not apply on farm seeds—only on orders for vegetable and flower seeds.

PREMIUM No. 2


If you order vegetable and flower seeds in packets containing 1/4 oz. and 1/2 oz quantities, to the amount of \$1.00, you may select the same size packets to the additional value of 25 cents without further cost to you. In other words, should your order—for 1/4 oz. and 1/2 oz. packets—total \$1.00 we will give you \$1.25 worth of Seeds.

This premium is not restricted to any particular kind of vegetable or flower seeds, except that each packet in the order must not exceed 1/2 oz. in weight.

The specials in premium No. 1 will not be included in addition to this assortment.

Please be sure to specify the exact seeds you want as premiums, and indicate whether you select premium No. 1 or premium No. 2.

To any farmer sending us an order for flower, vegetable or farm seeds amounting to \$15.00 or more, we will mail one copy of Campbell's Scientific Farmer—free of charge—for one year.



Ethel Roosevelt Sweet Pea

See Description on Page 4



New Varieties for 1911

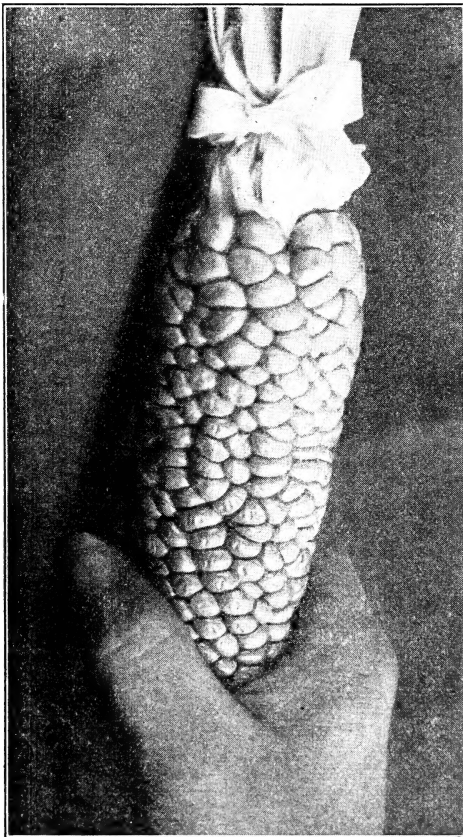
500. Ethel Roosevelt Sweet Pea

(See Page 3)

Our special novelty for 1911. The most distinct sweet pea of the season. It is a true waved variety of the largest and most perfect Spencer form. There is naturally some variation even in the Spencer form, and **Ethel Roosevelt claims the most exclusive Spencer perfection.**

The ground color is a soft pleasing primrose, or straw color over-laid with dainty flakes and splashes of bluish crimson. The crimson is not at all pronounced and simply gives some warmth and golden tinting to the yellowish ground work. It bunches splendidly and will easily lead in this type of coloring for a long time. Price, sealed packets of 10 seeds 15c; 1 doz. packets \$1.50.

461. Morse's Golden Cream Sweet Corn



An early yellow Country Gentleman Sweet Corn. This is an absolutely new thing and was originated and developed in California by Thomas Gould of Ventura.

In 1906 Mr. Gould crossed Golden Bantam on Country Gentleman and after three years' of selection from this cross we now have a true yellow shoe-peg variety.

It is an early variety, fully as early as Burpee's Golden Bantam. The ears are medium in size covered with irregular rows of bright yellow kernels. The color is rather a more pronounced yellow than golden.

Morse's Golden Cream is of most delicious flavor, very sweet and juicy and is without peer in this respect. It bears uniformly two ears to the stalk and the stalks are rather short, of a deep brown color and the leaves and shucks are conspicuously colored with brownish-red.

We believe we not only have a very new thing in Sweet Corn but a very good thing as well. Our stock was grown east and what we offer has been produced by first-class growers. Price, pound 40c, 10 lbs. \$3.50. Postage extra at 8c, per lb.

Beans

455. BLACK VALENTINE—This excellent variety is an improvement over the popular standard sort Early Red Valentine, being about one-third longer than that variety and pods perfectly round and straight, although not quite so early. It has the additional advantage of being suitable for both early and late planting, extremely hardy. It will withstand late frosts better than other varieties. A desirable sort for the market gardener, owing to its heavy yielding quality, large and handsome appearance. Price, per lb., 20c, 10 lbs., \$1.75.

Lettuce

No. 456

MAY KING—A desirable, very early head lettuce has long been sought; this new variety meets the requirements. Growth rapid—so rapid it is ready far ahead of other heading sorts. Heads medium size with outer leaves folding close to the head, thus permitting close

planting for frame work; color fine, outer leaves tinged slightly brown, heart of a beautiful appetizing yellow; quality excellent. Prices, $\frac{1}{2}$ oz. 5c; oz. 10c; $\frac{1}{4}$ lb. 35c; lb. \$1.25.

Squash

457. DELICATA—A small fruited variety suitable for both summer and winter use; orange-yellow color splashed and striped with dark green. Flesh is rich, bright and solid. Extra early, a good cropper and fine producer. Prices, $\frac{1}{2}$ oz. 5c; oz. 10c; $\frac{1}{4}$ lb. 35c; lb. \$1.25.



Water Melons

This illustration shows some of the melons produced for us by one of our seed growers.



458. BIG HEART—This melon is of local origin. In appearance and form resembles Black Boulder or Black Diamond. Grows to very large size—melons weighing from 90 to 100 pounds are not unusual. Dark-green rind, very tough although not thick; flesh red, very thick and of good quality. Quite prolific. Price, $\frac{1}{2}$ oz. 5c; oz. 10c; $\frac{1}{4}$ lb. 35c; lb. \$1.00.

459. SUGAR STICK—A large dark-green or grayish melon of oblong form, combining handsome appearance with the finest flavor and excellent shipping qualities. "Sugar Stick" originated from a cross between the Florida Favorite and the Sweet Heart. The result is a fruit of oblong form having the bright red, melting, sugary flesh of the Florida Favorite with the tough rind and light-green netted skin of the Sweet Heart. The vines are of strong vigorous growth, setting large melons in good numbers. Prices, $\frac{1}{2}$ oz. 10c; oz. 15c; $\frac{1}{4}$ lb. 55c; lb. \$2.00.

460. TOM WATSON—Similar in appearance to Alabama Sweets, color of rind somewhat darker. Tom Watson produces melons 18 to 30 inches long, by 8 to 12 inches in diameter and weighing from 20 to 60 pounds; the dark-green rind is tough but thin and withstands shipment to distant markets. The deep red flesh extends to within three-fourths of an inch of the rind, is crisp, melting and of fine flavor, heart large with no sign of core. Price, $\frac{1}{2}$ oz. 5c; oz. 10c; $\frac{1}{4}$ lb. 35c; lb. \$1.00.

454. YELLOW FLESH ICECREAM—This is a true novelty and when well ripened, flesh is fine grained, sweet, and of excellent flavor, unless allowed to ripen thoroughly the rind is thick and flavor not so good. In addition to being a good table melon it is excellent for preserving and spicing. $\frac{1}{2}$ oz. 10c; oz. 15c; $\frac{1}{4}$ lb. 40c, lb. \$1.50.


Casabas

Casabas are a late variety of Musk Melon to be classed in a family by themselves.

Culture—Casabas should be planted between May 15th and July 15th, then they begin to ripen about the close of the cantaloupe season and continue until frost. At the first sign of frost all melons, even half-grown, should be put in a dry, frost-proof place where they will ripen gradually.


451. WHITE'S FAVORITE—Is one of the best varieties for use in central and southern states. It is a delicious melon and will sell readily along with the late Musk Melon. They should be planted early. $\frac{1}{2}$ oz. 10c, oz. 20c, $\frac{1}{4}$ lb 30c, lb \$1.75.

452. A & M HYBRID CASABA—This excellent Casaba grows to large size; flesh three inches thick and of excellent flavor. It is strong grower and large yielder, and bears up well until killed by frost. The best time to plant the seed is in June and July. Do not market until fruit is well ripened $\frac{1}{2}$ oz 15c, oz. 25c, $\frac{1}{4}$ lb 75c, lb. \$2.50.





Shallu



SHALLU—A non-saccharine sorghum from India where it is extensively cultivated under the name of "Shallu." It is also known under the name of California Rice, California Wheat and Egyptian Wheat. It has been grown for several years in California, in Kansas and Oklahoma for two years. The growers who have been producing this grain crop inform us that it is very valuable for forage and grain.

One grower makes the following statement. "It is more valuable than kafir corn, for the grain as it yields considerable more seed, the plant being of stooling habit, producing all the way from 3 to 6 stalks from a single grain, and it is quite a drouth resister. It is an excellent feed for horses and cattle, and for chicken feed it is unexcelled. It is more of a grain crop than a forage crop. It will form more seed than any of the cane or sorghums will, and almost double kafir corn."

The seed should be sown in rows not less than 3 feet apart and 3 to 5 pounds of seed per acre will give good stand. If wanted for fodder, sow $\frac{1}{2}$ to 1 bushel either broad-cast or in drills.

While this plant has not been generally grown, still we believe it is worth a trial on the upland soils of Kansas, Oklahoma, Texas and New Mexico. Price, 20c per lb. postpaid; 5 lbs. 45c by express.

Sweet Clover

What is sweet clover and what is it good for? are the first questions asked by those not familiar with the plant. Sweet clover is a leguminous plant botanically known as Bokhara Melilotus, or, plant of the Nile. It is a bi-annual, it perpetuates itself indefinitely from seed. There are two varieties, white and yellow blossoms. The white grows from 6 to 8 feet high, the yellow from 3 to 4 feet under same conditions. What it is good for can better be explained by saying what it has done for our section of Kentucky where eight years ago thousands of acres of land was so run down and washed that it was considered almost worthless, in fact, quite a lot of it was abandoned by owners as not worth paying taxes on. Since the introduction of sweet clover this same land has been brought back to a state of fertility and usefulness and is in demand at from 25 to 50 dollars per acre, and is producing fine crops of tobacco, wheat and corn. The yellow variety is preferred for hay, as it does not grow so rank, but for grazing and improving land the white is the best.—Written by a Kentucky Farmer.

Price, lb. 25c. Postage extra 8c per lb.

Japan Clover

JAPAN CLOVER—A low branching clover, thrives on poor land. Has been used with profit on the cut-over pine lands of the south; not desirable for extreme northern climate. Price, 50c per lb. Postage extra 8c per lb. **Write for prices in large quantities.**



GARDEN SEEDS

ACORN BRAND GARDEN SEEDS contain the essential quality necessary to produce profitable crops. We know growers who make their entire income by **gardening for market**, and they are placing larger orders, for Acorn Brand Seeds, each season. The reason they do this is, because the crops suit them.

ASPARAGUS

Culture—Soak the seed in tepid water 24 hours before sowing. Sow the seeds thinly in rows 1 foot apart in March, April or May, (4 or 5 lbs to the acre), and keep down all weeds. To secure strong, healthy plants, thin out the seedlings to 4 inches apart in the rows, saving only the strongest. The one year old plants should be set out in early spring, in a rich sandy loam, dug 18 inches deep, into which has been worked plenty of well-rotted manure. If a stiff clay soil is the only land to be had, add plenty of sand and sifted coal ashes to loosen it up, and also see that it is well underdrained. In planting for private use, set out in beds 5 feet wide, three rows in a bed, the outer being each 1 foot from the edge, and set plants 12 inches apart in the rows; place the plants from 6 to 8 inches below the surface. When planting large acreage for market, make rows 4 feet apart and set plants 1 to 1½ feet apart in the rows, 8 inches deep. Every fall a good dressing of coarse manure should be applied after the tops have been cut, and in the spring forked in. Never cut tops too closely; the roots need the benefit of some foliage during the year, else they will weaken and die.

1. **BARR'S MAMMOTH**—This is a superior variety, the largest and best Asparagus grown. The delicacy of its color distinguishes it from other green varieties. ½ ounce 5c, ounce 10c ¼ pound 20c, pound 60c.

2. **COLUMBIAN MAMMOTH WHITE**—White shoots which stay white. ½ ounce 5c, ounce 10c, ¼ pound 20c, pound 50c.

3. **CONOVER'S COLOSSAL**—A standard sort, green in color. ½ ounce 5c, ounce 10c, ¼ pound 20c, pound 50c.

4. **PALMETTO**—Earlier than Conover's. Of Southern origin, but suitable for the North also; large, productive. ½ ounce 5c, ounce 10c, ¼ pound 20c, pound 50c.

Asparagus Plants

We will have a supply of plants or roots during the month of March. Will appreciate your inquiry for prices. Please mention quantity you wish

BEANS

Culture—Beans like a well drained and rather light soil although they will do well in any garden soil, if not planted too early in the spring. In garden culture, Beans should be planted about two inches deep. In rows 18 inches apart, and two or three inches apart in the row. In field culture in drills 2½ to 3 feet apart, so as to cultivate one way with a horse. A crop cannot be expected from a poorly prepared field, or from one that needs deep stirring, as cutting off the roots is very apt to kill the vines and ruin the crop. Beans are rather tender and should not go into the ground until danger of frost is over. One pound of seed will plant about 150 feet of drill; 90 pounds to the acre, when grown for market purposes. Care should be used in picking the Beans at the exact time they are ready to leave the vines. If pulled too early they wilt, and if too late they are so tough that the consumer will not continue buying. Careful attention to the quality of the green beans will insure more profit to the grower.

Bush Beans—Green Pod

5. **BURPEE'S STRINGLESS GREEN POD**—Pods are stringless and of a beautiful fleshy appearance. Ready to market earlier than Red Valentine. This Bean is of great value, not only

to the market gardener and canner who plant for profit, but also for the amateur who seeks the finest quality for home table. Pound 15c, 10 pounds \$1.25.

6. **GIANT STRINGLESS GREEN POD**—Its round podded meaty bean resembles the Early Red Valentine, only they come in about a week or ten days later. The Pods are of excellent quality, quite stringless and brittle at all stages. Highly recommended. Pound 15c, 10 pounds \$1.25.

7. **IMPROVED EARLY ROUND POD VALENTINE**—The oldest green podded bush bean. An ideal snap short bean and one that always sells well on the market. Pound 15c, 10 pounds \$1.25.

8. **IMPROVED EARLY YELLOW SIX WEEKS**—A standard variety. The pods are green; the seeds when fully ripe are yellow, hence the name. Pound 15c, 10 pounds \$1.15.

9. **BOUNTIFUL**—A prolific and continuous bearer. The first in spring—the last in fall. Absolutely stringless—very tender and delicious flavor. Pound 15c, 10 pounds \$1.25.

The prices named herein are NET cost at WICHITA. If you desire shipment by mail, add postage at the rate of 8 cents per pound. We pay postage on all ounce and ¼ pound orders.



BEANS

CONTINUED

10. REFUGEE—Round pod, very productive and tender; medium early. Pound 15c, 10 lbs, \$1.15

Bush Beans—Wax or Yellow Pod

11. DWARF GERMAN BLACK WAX — The old standard yellow round pod. Pound 15c, 10 pounds \$1.15.

12. CHALLENGE OR BLACK WAX — Of the Dwarf German Black Wax type, pods slightly larger and more saddle-backed. The dry beans are slightly plumper. The bushes grow more uniform, erect, and produce an abundance of fine pods. Pound 15c, 10 pounds \$1.25.

13. ROUND POD ROYAL PURPLE WAX— This new Bean, introduced by us for the first time in 1908, promises to be a great accession to the market gardeners. Plant large, without runners; generally drooping with fruit-laden branches and spreading when fully grown. The season is early; the leaf is large, medium green; wide across leaflets; pods are very round and yellow in color; very brittle, stringless; without fibre and unsurpassed in quality. Being prolific and tender, it will be much in demand by the market gardeners, or those wanting a first-class, round pod, wax bean. Pound 20c, 2 pounds 35c, 10 pounds \$1.35.

14. DAVIS KIDNEY WAX—It is of strong growth and wonderfully prolific. The pods are of a clear, waxy, white color. Pound 15c, 10 pounds \$1.25.

15. GOLDEN WAX—Old style, productive, the well known standard. Pound 15c, 10 pounds \$1.15.

16. IMPROVED GOLDEN WAX—An improvement of the Golden Wax, being rustproof and standing drouth remarkably well. Pods long, nearly straight, broad and flat; golden yellow, fleshy and waxlike. Pound 15c, 10 pounds \$1.25.

17. CURRIE'S RUSTPROOF—One of the earliest of wax varieties. Vines strong, robust, holds the pods well up off the ground. Pods long, almost straight flattened; beautiful golden yellow color. Pound 15c, 10 pounds \$1.15.

18. WARDWELL'S KIDNEY WAX—Pods long, flat, of a delicate waxy yellow, very brittle and entirely stringless. BEST MARKET KIND. Pound 15c, 10 pounds \$1.25.

19. HENDERSON'S BUSH LIMA — Excellent kind. Pound 15c, 10 pounds \$1.25.

20. BURPEE'S BUSH LIMA—Bushes 18 to 20 inches high. Stout growth. Pound 20c, 10 pounds \$1.50.

Pole or Running Beans

Culture—Plant as soon as the soil becomes warm and dry, from the first part of May, (for all except Limas), to the latter part of May, in hills 4 feet each way. Limas should not be planted until warm weather has fairly set in. One pound of Limas will plant about 50 hills, allowing four or five beans to a hill and of the smaller sorts about 100 hills. Poles 8 to 10 feet long should be firmly set in the hills before planting seed.

21. WHITE DUTCH CASE KNIFE—Good either green or dry. Pound 15c, 10 pounds \$1.25.

22. KING OF THE GARDEN LIMA—A vigorous grower, bearing profusely; large pods varying in length from 5 to 8 inches. The beans are large and of rich flavor. Pound 15c, 10 pounds \$1.25.

23. LAZY WIFE—Handsome green pods, 5 to 6 inches long, perfectly round, with creases in the back. Early, exceedingly productive and of good quality. Pound 15c, 10 pounds \$1.25.

24. RED SPECKLED CUTSHORT—A red speckled bean; productive and of good quality. Pound 15c, 10 pounds \$1.25.

25. KENTUCKY WONDER—One of the very best pole beans. Vines vigorous; very productive, bearing its long, green pods in large clusters. Pound 15c, 10 pounds \$1.25.

328. SCARLET RUNNER BEAN—Ornamental and useful. The vine is graceful; flowers are of a brilliant scarlet, and the beans are of an excellent quality, either when shelled or in a dry state. Pound 25c.

You will notice that we are quoting Beans by the pound instead of pints and quarts. One pound of Beans contains almost the same quantity as the liquid quart measure.

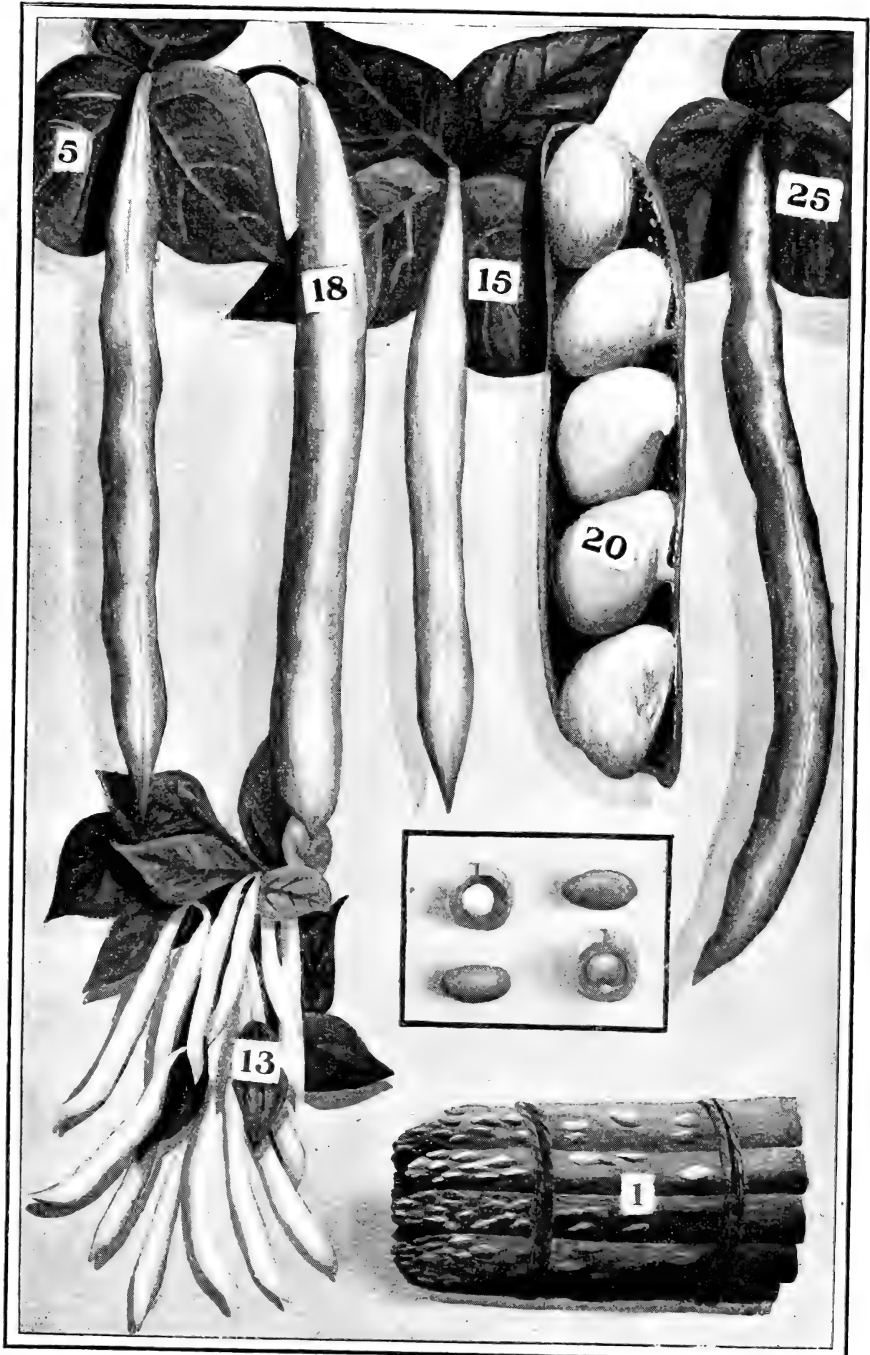
BEETS

Culture—Sow as early in the spring as the ground can be worked, (5 or 6 lbs to the acre), and every two weeks after for a succession up to the first week of June. For general crop, sow about middle of May. The soil should be light, sandy loam, well enriched with stable manure, and plowed and harrowed until very fine. Sow in drills 1 foot to 18 inches apart for garden culture, and when well up thin out plants to from 3 to 4 inches apart. The young beets pulled out to the row are excellent, when used as spinach.

26. DETROIT DARK RED—Tops small and upright, admitting of close planting. Roots medium in size, globular to oval and very smooth, skin a dark blood red, flesh deep bright red, fine grained, crisp, tender and sweet. $\frac{1}{2}$ ounce 5c; ounce 10c, $\frac{1}{4}$ pound 25c, pound 75c.

27. DIRIGO—This variety is a rich blood-red, of fine grain and flavor, and earlier than either the Egyptian or the Eclipse. It is generally uniform in shape and size, and is a variety which we consider desirable. $\frac{1}{2}$ ounce 5c, ounce 10c, $\frac{1}{4}$ pound 25c, pound 75c.

The prices named herein are NET cost at WICHITA. If you desire shipment by mail, add postage at the rate of 8 cents per pound. We pay postage on all ounce and $\frac{1}{4}$ pound orders.





BEETS

CONTINUED

28. EDMAND'S BLOOD TURNIP—High bred, early, good shape and small top. A STANDARD SORT OF WELL ESTABLISHED MERIT. $\frac{1}{2}$ ounce 5c, ounce 10c, $\frac{1}{4}$ pound 20c, pound 65c.

29. ECLIPSE—Early, round, blood red. $\frac{1}{2}$ ounce 5c, ounce 10c, $\frac{1}{4}$ pound 20c, pound 50c.

30. CROSBY'S EGYPTIAN—A distinct improvement on the old forms of Egyptian beets. It is smoother and of better color and quality than the original sort. $\frac{1}{2}$ ounce 5c, ounce 10c, $\frac{1}{4}$ pound 25c, pound 75c.

31. EXTRA EARLY EGYPTIAN—Grows very quickly, producing flat, smooth turnip roots averaging two inches in diameter. $\frac{1}{2}$ ounce 5c, ounce 10c, $\frac{1}{4}$ pound 20c, pound 50c.

32. EARLY BLOOD RED TURNIP—The old standby. $\frac{1}{2}$ ounce 3c, ounce 10c, $\frac{1}{4}$ pound 20c, pound 50c.

33. DEWING'S IMPROVED BLOOD TURNIP—A popular strain, fine quality. $\frac{1}{2}$ ounce 5c, ounce 10c, $\frac{1}{4}$ pound 25c, pound 50c.

34. CRIMSON GLOBE—This is an extremely handsome, second early main crop beet, with richly colored flesh. Skin smooth and form regular. The flesh is a deep purplish crimson, and remarkably sweet and tender. $\frac{1}{2}$ ounce 5c, ounce 10c, $\frac{1}{4}$ pound 25c, pound 75c.

35. EARLY TURNIP BASSANO—Top large, leaf stems light red; leaf light green; root large, round, turnip shaped; flesh pink, zoned with white; very sweet and tender when young. An excellent sort to plant for use as greens. $\frac{1}{2}$ ounce 5c, ounce 10c, $\frac{1}{4}$ pound 20c, pound 50c.

36. LONG DARK BLOOD—A large and excellent variety. $\frac{1}{2}$ ounce 5c, ounce 10c, $\frac{1}{4}$ pound 15c, pound 50c.

37. SWISS CHARD OR SEA KALE BEET—This vegetable, although little known in America, is worthy of a place in every garden. The leaf and the leaf stems are parts used and they are much superior to those of other beets to use as

greens. Later in the season the broad, flat, beautiful, waxlike leaf stems are cooked as a salad or pickled. $\frac{1}{2}$ ounce 5c, ounce 10c, $\frac{1}{4}$ pound 20c, pound 50c.

Mangel Wurzels (Sugar Beets)

Every farmer should grow Mangel Wurzels or Sugar Beets for stock feed. The yield per acre is enormous, thus reducing the cost of winter feeding. All kinds of stock and poultry appreciate the beets.

Culture—Mangels require a deep soil to grow well, plow and subsoil at least a foot to 18 inches and apply plenty of stable manure or complete fertilizer. Sow in May or June, (5 to 6 lbs to the acre), in rows 2 feet apart, and thin out plants to 9 or 10 inches apart in the rows. Young plants may be transplanted to fill up vacancies. The use of complete Fertilizers will prove of great benefit to the crop, if applied when plants are 3 to 5 inches in height. The quantity per acre should be determined by the character and condition of the soil. Dig the crop after the first heavy frost. Store in a well ventilated root cellar, or else pile in a heap 4 or 5 feet high. At first they should have only slight covering, a wagon sheet or piece of canvas, as the cold increases this covering should be replaced by about 5 or 6 inches of straw, cornstalks, or coarse grass. To prevent this covering being displaced by wind use about 2 inches of earth; as soon as surface soil is frozen add 6 inches more of earth, and the roots will keep in perfect condition.

38. KLEIN WANZLEBEN—The best sugar beet, highly recommended as a winter food for milch cows. Ounce 5c, $\frac{1}{4}$ pound 15c, pound 35c, 5 pounds \$1.50, 10 pounds \$2.50.

39. LANE'S IMPERIAL (Sugar)—A white fleshed, handsome and very productive strain; hardy. Ounce 5c, $\frac{1}{4}$ pound 15c, pound 35c.

40. MAMMOTH LONG RED MANGEL—Best Mangel for deep soil. Very large, wonderfully productive and of good quality. Ounce 5c, $\frac{1}{4}$ pound 15c, pound 35c, 5 pounds \$1.50, 10 pounds \$2.50.

41. GOLDEN TANKARD—Highly esteemed for dairy use, flesh solid, yellow. Early, quite hardy, a heavy cropper. Ounce 5c, $\frac{1}{4}$ pound 15c, pound 35c, 5 pounds \$1.50.

CABBAGE


Culture—Soil for Cabbage should be a rich, heavy loam, with good drainage. Such a soil, when supplied with a liberal quantity of stable manure and complete fertilizers, will produce excellent crops. For early spring transplanting, seed should be sown in boxes, in the house, between December 25th and January 25th and should be transplanted into other boxes as soon as plants are 2 inches tall. They should again be transplanted into cold frame and then set in open ground about March 10th to 20th. The two transplantings are necessary to produce strong plants that will grow vigorously after set in the open ground. Second early varieties of Cabbage should be started in boxes about February 1st and transplanted twice and set out in open ground during first half of April. If late varieties are planted they should be ready to set out in open ground during the month of May. The plants of early varieties should be set

in rows 2 feet apart and 18 inches apart in the row; medium and late varieties in rows 3 feet apart, and from 18 to 24 inches apart in row, depending upon growth of the variety.

42. EXTRA EARLY EXPRESS—The earliest heading cabbage in cultivation. It produces pointed heads of fair size, which are ready a week earlier than those of the Jersey Wakefield. $\frac{1}{2}$ ounce 10c, ounce 20c, $\frac{1}{4}$ pound 60c, pound \$2.00.

43. EARLY SPRING—Its great value lies in its being a First Early Flat Cabbage, a type preferred over pointed heads by many people. Has short stem and only four or five outside leaves. Head firmer than any other variety; it has also the peculiarity of heading firmly at an early stage in its growth. Quality unequalled. $\frac{1}{2}$ ounce 10c, ounce 20c, $\frac{1}{4}$ pound 60c, pound \$2.00.

The prices named herein are NET cost at WICHITA. If you desire shipment by mail, add postage at the rate of 8 cents per pound. We pay postage on all ounce and $\frac{1}{4}$ pound orders.





CABBAGE

CONTINUED

44. EARLY JERSEY WAKEFIELD—The very best first early cabbage. The heads are pyramidal shape, uniformly pointed at the end, and remarkably solid. The outside leaves are few and of small size, but unusually thick and heavy, enabling plants to withstand severe weather. $\frac{1}{2}$ ounce 10c, ounce 20c, $\frac{1}{4}$ pound 60c, pound \$2.00.

45. EARLY WINNINGSTADT—The heads are more sharply pointed in form and not so early as Jersey Wakefield. The leaves are rich dark green, slightly glossy, most tightly folded. The heads being very hard. A popular variety, second early. $\frac{1}{2}$ ounce 10c, ounce 15c, $\frac{1}{4}$ pound 50c, pound \$1.75.

46. EARLY ETAMPES—This is an extremely early variety, producing small, quite solid, pointed heads. $\frac{1}{2}$ ounce 10c, ounce 15c, $\frac{1}{4}$ pound 30c, pound \$1.75.

47. EARLY FLAT DUTCH—An excellent second early cabbage. $\frac{1}{2}$ ounce 10c, ounce 20c, $\frac{1}{4}$ pound 50c, pound \$1.75.

48. EARLY YORK—Very early, producing small oval shaped head. $\frac{1}{2}$ ounce 10c, ounce 15c, $\frac{1}{4}$ pound 40c, pound \$1.50.

49. CHARLESTON OR LARGE WAKEFIELD—This sort forms large, solid heads of excellent quality. It is a strain of Wakefield in which the heads are considerably larger and not so pointed; about ten days later. $\frac{1}{2}$ ounce 10c, ounce 20c, $\frac{1}{4}$ pound 60c, pound \$2.00.

50. ALL HEAD EARLY—The largest heading of the second early sorts—earlier and a third larger than Early Summer. Most profitable for the market gardener. It is a rapid grower and very tender, and the deep, flat heads are remarkably solid, uniform in size and of compact growth. Having but a few outer leaves it can be planted very close. $\frac{1}{2}$ ounce 10c, ounce 15c, $\frac{1}{4}$ pound 50c, pound \$1.75.

51. EARLY SUMMER—Is one of the early cabbages; heads of uniformly round, flattened form. Is exceedingly favorable for market gardening, as it has short outer leaves, adapting it to close planting. Later by two weeks than Early Jersey Wakefield. $\frac{1}{2}$ ounce 10c, ounce 15c, $\frac{1}{4}$ pound 50c, pound \$1.50.

52. SUCCESSION—Second early variety, coming in a few days later than Early Summer, but it is nearly double the size of that variety and comes true to its type under most conditions. $\frac{1}{2}$ ounce 10c, ounce 15c, $\frac{1}{4}$ pound 50c, pound \$1.75.

53. FOTTLER'S BRUNSWICK—Of dwarf, compact growth. The solid flat heads rest on the soil, while a few outer leaves grow closely about the heads. The foliage is a light bluish green. Heads are uniform and solid. Good for both intermediate and early use. $\frac{1}{2}$ ounce 10c, ounce 20c, $\frac{1}{4}$ pound 50c, pound \$1.75.

54. ALL SEASONS—The heads are large, nearly round, somewhat flattened, very solid and good quality. $\frac{1}{2}$ ounce 10c, ounce 15c, $\frac{1}{4}$ pound 50c, pound \$1.75.

55. PREMIUM LATE FLAT DUTCH—The well known and popular variety. $\frac{1}{2}$ ounce 10c, ounce 15c, $\frac{1}{4}$ pound 45c, pound \$1.50.

56. DANISH BALL HEAD OR HOLLAND-EE—Heads small and firm. $\frac{1}{2}$ ounce 10c, ounce 20c, $\frac{1}{4}$ pound 60c, pound \$2.00.

57. LARGE LATE DRUMHEAD—Short stem. Sureness in heading and regularity in growth has placed this variety at head of list. $\frac{1}{2}$ ounce 10c, ounce 15c, $\frac{1}{4}$ pound 45c, pound \$1.50.

58. SUREHEAD—Produces large, round, flattened heads. The heads are remarkably uniform, very hard, firm and fine in texture; sweet flavor and has but few loose leaves. Keeps well. $\frac{1}{2}$ ounce 10c, ounce 20c, $\frac{1}{4}$ pound 60c, pound \$2.00.

59. THE LUPTON—This splendid cabbage is equal in quality to any other late kind. $\frac{1}{2}$ ounce 10c, ounce 15c, $\frac{1}{4}$ pound 50c, pound \$1.75.

60. MAMMOTH RED ROCK—The hardest and largest heading red cabbage in cultivation. A sure cropper. $\frac{1}{2}$ ounce 10c, ounce 20c, $\frac{1}{4}$ pound 60c, pound \$2.00.

Species of the Cabbage Family

61. BRUSSEL'S SPROUTS—A variety of cabbage producing small heads or knobs along the stem. $\frac{1}{2}$ ounce 10c, ounce 15c, $\frac{1}{4}$ pound 50c, pound \$1.75.

Collards

Culture—This is a variety of cabbage largely grown in the South, where it is extensively used for man and beast. It forms a large, loose, open head, or mass of leaves. Freezing does not injure the crop. Sow seed in the South from January to May, August to September.

62. TRUE GEORGIA— $\frac{1}{2}$ ounce 5c, ounce 10c, $\frac{1}{4}$ pound 25c, pound 85c.

Kohlrabi

Culture—This is an excellent vegetable, and should be grown in every garden. Sow in spring, in rows 18 inches apart, afterwards thinning the plants to 8 or 10 inches apart. Keep the weeds down, and when the thickened stems above the ground are 2 inches through they are fit to eat, and should be used at once, being tough when old. They should be cooked the same as turnips, and when used at the proper stage, are tender and palatable.

63. KOHLRABI—A vegetable of the cabbage tribe, with a thick globular stem, sweet and delicate when not too old. $\frac{1}{2}$ ounce 10c, ounce 20c, $\frac{1}{4}$ pound 50c, pound \$1.75.






Broccoli

64. WHITE CAPE—Resembles Cauliflower, but more easily grown. $\frac{1}{2}$ ounce 20c, ounce 35c, $\frac{1}{4}$ pound \$1.00, pound \$3.25.

Cress or Pepper Grass

65. EXTRA CURLED—An annual; makes a good salad. Has pungent flavor. $\frac{1}{2}$ ounce 5c, ounce 10c, $\frac{1}{4}$ pound 20c, pound 50c.

104. WATER CRESS—The plant is started by sowing the seed in shallow streams of running water or near springs. The leaves are used as an early and wholesome salad in the spring. $\frac{1}{2}$ ounce 10c, $\frac{1}{2}$ ounce 20c, ounce 30c, pound \$3.00.





CARROTS

Culture—Carrots may be sown in hot-beds in February for early use. In open ground from March to first of July; however, main crop will produce best results if sown from first of May to first of July. Thin out early plantings to 5 inches apart in the row and main crop 6 to 8 inches apart. The rows should be 10 inches apart for early crop and 15 to 18 inches for main crop. Cultivation should be carefully performed to keep down the weeds, and deep hoeing between the rows will give a large increase in the crop. Sow from 2 to 3 pounds to the acre. Carrot tops, cut from young plants, may be used for garnishing.

66. GUERANDE OR OXHEART—Very thick and short. $\frac{1}{2}$ ounce 5c, ounce 10c, $\frac{1}{4}$ pound 25c, pound 75c.

67. CHANTENAY—Very productive, stump rooted. $\frac{1}{2}$ ounce 5c, ounce 10c, $\frac{1}{4}$ pound 25c, pound 75c.

68. DANVER'S HALF LONG—Flesh dark orange; sweet, crisp and tender. Very productive. $\frac{1}{2}$ ounce 5c, ounce 10c, $\frac{1}{4}$ pound 25c, pound 75c.

69. HALF LONG NANTES—Stump rooted; Very tender and sweet. $\frac{1}{2}$ ounce 5c, ounce 10c, $\frac{1}{4}$ pound 25c, pound 75c.

70. INTERMEDIATE RED—The core is small and tender, flesh a rich orange, of fine flavor. Enormously productive. $\frac{1}{2}$ ounce 5c, ounce 10c, $\frac{1}{4}$ pound 25c, pound 75c.

71. IMPROVED LONG ORANGE—The best variety for feeding stock. $\frac{1}{2}$ ounce 5c, ounce 10c, $\frac{1}{4}$ pound 20c, pound 60c.

72. LONG WHITE BELGIAN—Very large for stock. $\frac{1}{2}$ ounce 5c, ounce 10c, $\frac{1}{4}$ pound 20c, pound 50c.

CELERY

Culture—The conditions necessary for successful Celery cultivation are good seed, plenty of manure and complete fertilizers, moisture, and cultivation. The most suitable soil is rich loam, finely pulverized and highly enriched with 30 to 40 loads to the acre of good stable manure. Sow seed in boxes for early planting; later plants may be produced from seeds sown in frames or open ground. Transplant 4 inches apart, when three inches high, water and protect until well rooted, then transplant into rows for garden culture 18 inches inches to 2 feet apart, for field culture in rows 4 to 6 feet apart; set the plants from 8 to 12 inches apart, supply plenty of moisture and see that the plants receive thorough cultivation. They may be set either on the surface or in well manured trenches 1 foot in depth. To blanch draw earth around the plants, being careful not to cover the tops of the center shoots.

73. WHITE PLUME—The earliest variety grown, can be blanched for the table in September. It is a self blanching variety, easily grown by anyone, stalks and inner leaves white, crisp and delicious. $\frac{1}{2}$ ounce 10c, ounce 15c, $\frac{1}{4}$ pound 50c, pound \$1.75.

74. GOLDEN SELF-BLANCHING—Valuable early variety; compact stocky, thick, solid, brittle. The large, hard, stalks and inner leaves are beautiful golden-yellow. Rich flavor. $\frac{1}{2}$ ounce 15c, ounce 25c, $\frac{1}{4}$ pound 75c, pound \$2.75.

75. GIANT PASCAL—This choice celery is of a sweet nutty flavor; stalks thick, solid, stringless, almost brittle as glass; blanches with slight earthing; very satisfactory for all purposes. $\frac{1}{2}$ ounce 10c, ounce 20c, $\frac{1}{4}$ pound 50c, pound \$1.50.

CAULIFLOWER

Culture—The same as cabbage. In some localities an extra quantity of manure and plenty of water prove profitable. If the soil used for Cauliflower is unusually dry, water frequently, and in some soils it would be beneficial to use a heavy mulching of straw or hay so as to keep the soil moist. Plants should be vigorous when planted in open ground, not later than April. Fin or

tie the leaves together as soon as the flower-head has begun to form.

76. EARLY SNOWBALL—Beyond question the best cauliflower for either family or market gardens, either for forcing, cold frame or open ground culture. It heads where others fail. $\frac{1}{2}$ ounce 60c, ounce \$2.00.

SWEET CORN

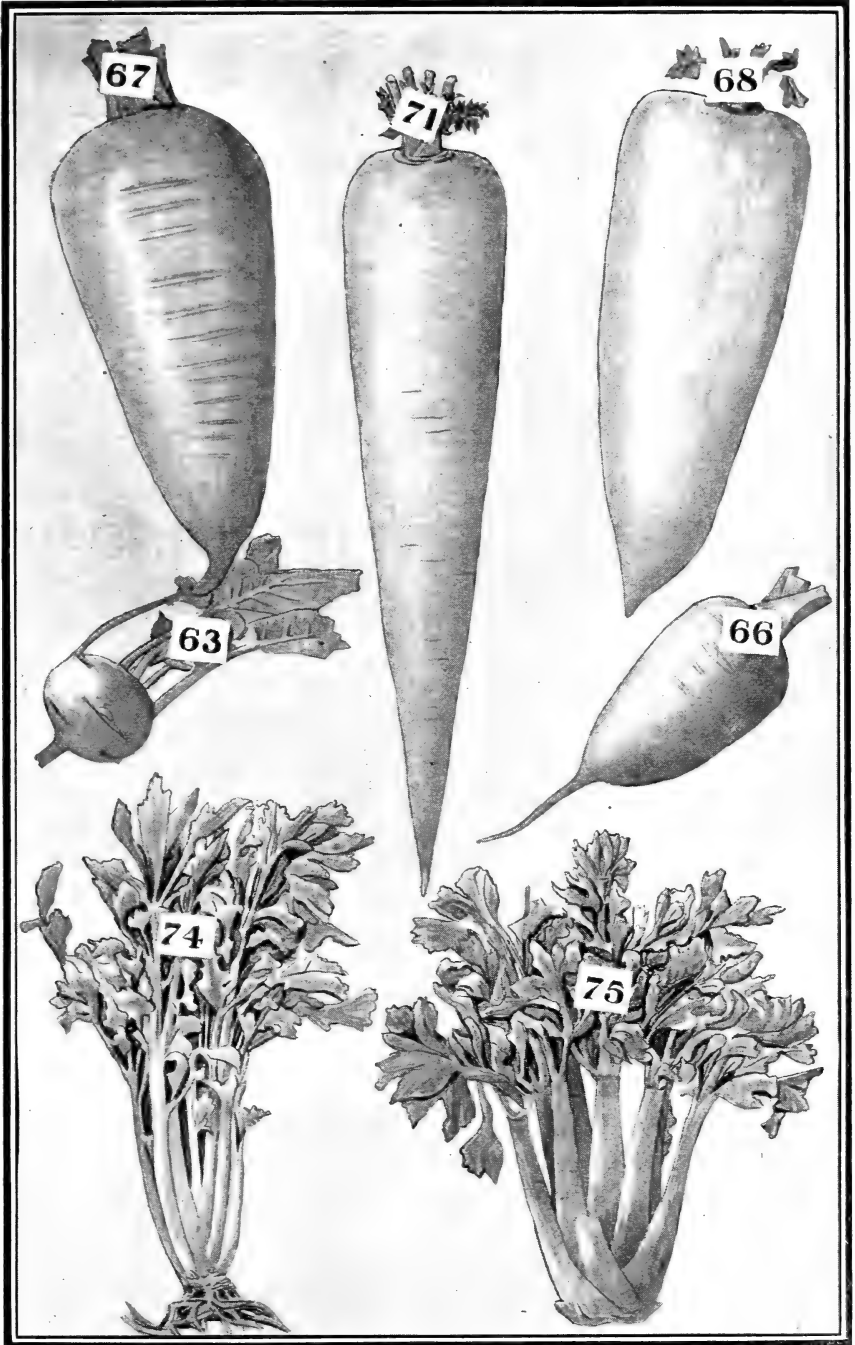
Culture—Sweet Corn should not be planted very early in the season; the soil must be warm and should be a rich loam. If planted too early the seed is apt to rot. Sweet Corn will not make any progress until the weather is warm. If possible select a sheltered location for the very early kinds. A succession can be continued with the later kinds by planting at regular intervals from June to middle of August, thus insuring a continuous supply of table corn throughout the summer and fall months. Plant the small early varieties in drills $2\frac{1}{2}$ feet apart and 10 inches apart in the rows. The taller varieties should be

planted in drills 3 feet apart and 12 to 14 inches apart in the rows. Rich manure worked into the soil will increase the crop.

77. EXTRA EARLY ADAMS—Not sweet but the earliest table corn; ears small, well filled. Meets an early market demand. Valuable. Pound 10c, 10 pounds 75c.

78. EARLY ADAMS—Same quality as Extra Early Adams; about one week later. Pound 10c, 10 pounds 75c.

The prices named herein are NET cost at WICHITA. If you desire shipment by mail, add postage at the rate of 8 cents per pound. We pay postage on all ounce and $\frac{1}{4}$ pound orders.





Sweet Corn

CONTINUED

79. GOLDEN BANTAM—Extra Early; Yellow, very tender and sweet. Pound 15c, 10 pounds \$1.25.

80. PEEP-O'-DAY—One of the earliest; very sweet and of delicate flavor. Pound 15c, 10 pounds \$1.25.

81. WHITE MEXICAN—This is a new variety of recent introduction; early, the sweetest of all the sweet corns. It is a grand acquisition for the market gardener, as well as for family use. Pound 15c, 10 pounds \$1.25.

82. EARLY MINNESOTA—A standard early variety of dwarf growth, maturing early; ears of fair size and good quality. Pound 10c, 10 pounds 85c.

83. STOWELL'S EVERGREEN—This variety is in favor with every market gardener. Is largely used for main or late crops, and finds ready market at profitable figures. The very best kind to plant. Pound 10c, 10 pounds 85c.

Corn Salad, Egg Plant and Endive

Corn Salad

Culture—Sow during August and September in drills $\frac{1}{4}$ inch deep and 6 inches apart. If the weather is dry when the seed is sown, firm soil to insure germination. Keep weeds down. Just before winter cover thinly with leaves or straw.

102. LARGE ROUND LEAVED—Matures in four or five weeks. Sow two ounces to 100 feet of drill. $\frac{1}{2}$ ounce 5c, ounce 10c, $\frac{1}{4}$ lb 20c lb 60c.

Egg Plant

Culture—Sow seed in hot-bed in March or April, when 2 inches high transplant into a cold frame or small pots so that the plants may become stocky and be readily planted in the open ground. When the weather becomes sufficiently warm, transplant into thoroughly worked and well enriched soil about 3 feet apart each way, draw soil up to stems when about 1 foot high. Egg plant seed will not germinate freely unless plenty of heat is supplied, and if the plants get chilled in the early stage of their growth they seldom recover. Repeated plantings are sometimes necessary. A good plan is to keep some plants in the hot-bed and cold frames for a second planting in case an unexpected cold spell should cut off the first planting in open ground.

CUCUMBERS

Culture—For very early use, sow seeds in hot-bed upon pieces of sod, or in small pots and they can be readily transplanted to cold frames or open ground with an advanced growth of about six weeks, because the roots are well developed and by transplanting the pieces of sod or earth contained in the pots they are not disturbed. If planted in open ground before danger of frost is over they should be protected by glass or paper coverings. Cucumbers may be planted in open

84. PINK EVERGREEN—A new type of the Evergreen family. Desirable. Pound 15c, 10 pounds \$1.25.

85. WHITE EVERGREEN—Kernels are very white; plant is robust with heavy foliage. Pound 15c, 10 pounds \$1.25.

86. COUNTRY GENTLEMAN—The finest of all sweet corns for table use. Ears 7 to 9 inches long, cob small, and ear irregularly crowded with pearly white kernels of great depth. Quality very sweet and tender; quite productive. Pound 15c, 10 pounds \$1.25.

87. MAMMOTH LATE SUGAR—This tall growing sort is one of the whitest of all late kinds; it matures about ten days later than Stowell's Evergreen. Is of exceptionally good quality. Pound 10c, 10 pounds 85c.

88. EGYPTIAN—This is the latest sweet corn two week's later than Stowell's Evergreen. It is large in both stalk and ear, and of good quality. Pound 10c, 10 pounds 85c.

You will notice that we are quoting Sweet Corn by the pound instead of pints and quarts. One pound of Sweet Corn contains about the same quantity as the liquid quart

103. NEW YORK IMPROVED PURPLE—Fruit large, fine and free from thorns, and produces until frost; skin rich purple. $\frac{1}{2}$ ounce 20c ounce 35c, $\frac{1}{4}$ pound \$1.25, pound \$4.50.

Endive

Culture—Sow in June, July and August; cover lightly, when well up thin out the plants to 8 inches apart, and water well if dry weather. When the leaves are 6 or 7 inches long, blanch by gathering and tying together near the top with yarn or soft twine. This must be done when plants are quite dry, or they will rot. At the approach of winter, take up carefully, with a ball of earth around the roots of each plant, and place close together in frame or cellar for winter use. They must be kept dry and have plenty of air, or they will rot.


105. GREEN CURLED—A popular sort, with finely cut, parsley-like leaves. $\frac{1}{2}$ ounce 10c, ounce 15c, $\frac{1}{4}$ pound 40c, pound \$1.25.

106. WHITE CURLED—Finely cut leaves, almost white with yellow mid-ribs. Can be used without blanching when young. $\frac{1}{2}$ ounce 10c, ounce 15c, $\frac{1}{4}$ pound 40c, pound \$1.25.

107. BROAD LEAVED BATAVIAN—Large thick, broad leaves, which form large hearts; one of the best winter salads when blanched. $\frac{1}{2}$ ounce 10c, ounce 15c, $\frac{1}{4}$ pound 40c, pound \$1.25.

ground from May 1st to middle of July. For general crops sow seed in open ground, at the rate of 2 pounds per acre, in hills 4 feet apart each way, putting a shovel of well-rotted manure in each hill. Plant 7 or 8 seeds in each hill and after danger of lice is past, thin to 3 or 4 vines in each hill. If pickles are wanted, the seed should be planted in hills between the middle of June and middle of July. A rich sandy loam well manured is most suitable for Cucumbers.

The prices named herein are NET cost at WICHITA. If you desire shipment by mail, add postage at the rate of 8 cents per pound. We pay postage on all ounce and $\frac{1}{4}$ pound orders.





Cucumbers

CONTINUED

89. THE DAVIS PERFECT—In shape it is slim and symmetrical, with an average length of 10 to 12 inches; its color is dark glossy green, which is held until ripe, when the fruit turns white without a sign of a yellow streak on it. It is a very strong grower, and this fact, combined with its fine table quality and great productiveness, make it valuable for market or the home gardener. $\frac{1}{2}$ ounce 10c, ounce 15c, $\frac{1}{4}$ pound 40c, lb \$1.25.

90. KLONDYKE—A new variety; very similar to the White Spine. Has proven highly satisfactory. Many Market Gardeners insist that it is the best of all. $\frac{1}{2}$ ounce 5c, ounce 10c, $\frac{1}{4}$ pound 30c, pound \$1.00.

91. EARLY RUSSIAN—The earliest cucumber in cultivation. It is hardy and very prolific; solid with but few seeds. $\frac{1}{2}$ ounce 5c, ounce 10c, $\frac{1}{4}$ pound 30c, pound 85c.

92. EARLY CLUSTER—Pale green; the fruit is borne in clusters near the root; quite productive. $\frac{1}{2}$ ounce 5c, ounce 10c, $\frac{1}{4}$ lb 30c, lb 85c.

93. EARLY FRAME—Excellent sort; fruit straight and smooth; good for table, also for pickling. $\frac{1}{2}$ ounce 5c, ounce 10c, $\frac{1}{4}$ lb 30c, lb \$1.00.

94. COOL AND CRISP—The fruit is straight, long, even and slim, of a very dark green color. A fine table variety. $\frac{1}{2}$ ounce 5c, ounce 10c, $\frac{1}{4}$ pound 30c, pound \$1.00.

95. THORBURN'S EVERBEARING—A good sort for pickling and table use. $\frac{1}{2}$ ounce 5c, ounce 10c, $\frac{1}{4}$ pound 30c, pound \$1.00.

96. NICHOL'S MEDIUM GREEN—Useful for forcing. Color dark green; flesh crisp and tender, size medium. $\frac{1}{2}$ ounce 5c, ounce 10c, $\frac{1}{4}$ pound 30c, pound \$1.00.

97. EARLY WHITE SPINE—This cucumber cannot be praised too highly. Color a light green; a table and market sort. $\frac{1}{2}$ ounce 5c, ounce 10c, $\frac{1}{4}$ pound 25c, pound 85c.

98. ABLINGTON WHITE SPINE—Uniform in size, and of a rich dark green color; flesh white, crisp and solid. $\frac{1}{2}$ ounce 5c, ounce 10c, $\frac{1}{4}$ pound 30c, pound \$1.00.

99. CHICAGO PICKLING—A choice strain, crisp and brittle. Are slender and from three to five inches in length when of a proper age for pickling. The fruits are of an unusually dark green color. $\frac{1}{2}$ ounce 5c, ounce 10c, $\frac{1}{4}$ pound 30c, pound \$1.00.

100. IMPROVED LONG GREEN—Long and crisp. Is perhaps the best all around cucumber. $\frac{1}{2}$ ounce 5c, ounce 10c, $\frac{1}{4}$ lb 30c, pound \$1.00.

101. BOSTON PICKLING—A favorite with pickle growers and commercial market gardeners; good for table use, very productive. Fruit small and uniform in size. $\frac{1}{2}$ ounce 5c, ounce 10c, $\frac{1}{4}$ pound 30c, pound \$1.00.

LETTUCE

Culture—Sow in hot-bed or boxes in February and March and in the open ground as soon as it can be worked; transplant to rows 8 inches apart both ways. Extra rich, mellow soil, high cultivation and moisture are demanded by Lettuce to secure best results. Lettuce is hardy and makes better growth when mercury is below 60 degrees, when above 75 degrees the plant is soon drawn out of shape. A succession of plantings at intervals of two weeks, after first out-doors planting is desirable. In August any of the varieties can be sown either outdoors or in frames. In October Grand Rapids and Denver market may be planted in frames to head in winter. Always sow seed thin and then thin out plants to stand from 6 to 8 inches apart in row. Lettuce requires good soil, carefully enriched with well-rotted manure and well pulverized, to secure the best results. For hot-bed and very early sowing, we specially recommend Big Boston, Grand Rapids, Early Curled Simpson and Black Seeded Simpson.

Cabbage or Headed Varieties

108. DEACON—A large, firm-heading variety, for early summer or late fall use; light-green outside, creamy-yellow inside, of fine quality. $\frac{1}{2}$ ounce 5c, ounce 10c, $\frac{1}{4}$ pound 30c, pound \$1.00.

109. BIG BOSTON—A fine, large-heading forcing sort, and succeeds well in cold frames; the plants are very hardy and vigorous. When well grown, the heads are beautifully blanched and tender. $\frac{1}{2}$ ounce 5c, ounce 10c, $\frac{1}{4}$ lb 30c, lb \$1.00.

110. BLACK SEEDED TENNISBALL—One of the earliest heading sorts; quality excellent. $\frac{1}{2}$ ounce 5c, ounce 10c, $\frac{1}{4}$ pound 25c, lb 85c.

111. DENVER MARKET—An early lettuce with beautiful Savoy-like leaves. Heads large and solid, of light-green color, and slow to run to seed. It is in large demand for market purposes. The leaves are curled and crimped in a manner peculiar to this variety. $\frac{1}{2}$ ounce 5c, ounce 10c, $\frac{1}{4}$ pound 25c, pound 85c.



112. EARLY PRIZE HEAD—This lettuce forms a large, tender and crisp head of superior flavor, long remaining sweet, and slow to run to seed. It is well adapted to forcing and to open ground culture, being hardy. $\frac{1}{2}$ ounce 5c, ounce 10c, $\frac{1}{4}$ pound 25c, pound 85c.

113. IMPROVED HANSON—A white seeded lettuce of American origin, especially adapted to open air culture. The leaves are crumpled, the head proper is hard, tender and crisp, with white blanched appearance at the center. The average size is quite large. In table quality this lettuce is free from bitter taste, having sweet, rich flavor, even to the outer leaves. Resists heat and drouth well, and is slow to run to seed. $\frac{1}{2}$ ounce 5c, ounce 10c, $\frac{1}{4}$ pound 30c, pound \$1.00.

114. CALIFORNIA CREAM BUTTER—This variety forms large, solid, round compact heads; light-green outside and creamy-yellow within. It is medium early, and strongly recommended as a summer variety. $\frac{1}{2}$ ounce 5c, ounce 10c, $\frac{1}{4}$ pound 30c, pound \$1.00.

115. NEW YORK MARKET—Large heads, solid, blanches beautifully, crisp and tender; $\frac{1}{2}$ ounce 5c, ounce 10c, $\frac{1}{4}$ pound 35c, pound \$1.25.

116. MAXIMUM—A strong growing and large heading late summer lettuce of the Butter Head Type. Very fine quality and desirable for growing in the South for Northern Markets. Slow to seed. $\frac{1}{2}$ ounce 5c, ounce 10c, $\frac{1}{4}$ pound 35c, pound \$1.25.





LETTUCE

CONTINUED

117. WHITE SEEDED TENNISBALL—A popular early, small, compact-heading kind, for early outdoor culture; can be planted closely. $\frac{1}{2}$ ounce 5c, ounce 10c, $\frac{1}{4}$ pound 30c, lb \$1.00.

119. PARIS WHITE COS—The Cos lettuces are quite distinct and are popular on account of the very tender, crisp leaves and delicious flavor. The leaves are long and narrow and need to be tied up, when they soon form solid heads, and blanch white. $\frac{1}{2}$ ounce 5c, ounce 10c, $\frac{1}{4}$ pound 25c, pound \$1.00.

Curled or Loose Leafed

120. EARLY CURLED SILESIA—A leading early sort: fine for table use. $\frac{1}{2}$ ounce 5c, ounce 10c, $\frac{1}{4}$ pound 25c, pound 85c.

121. EARLY CURLED SIMPSON—White seeded. Fine loose heads, tender and very good. $\frac{1}{2}$ ounce 5c, ounce 10c, $\frac{1}{4}$ pound 25c, pound 85c.

Mustard, Nasturtiums and Okra or Gumbo

MUSTARD

Culture—Sow thickly in early spring, in shallow drills, and firm the earth. For fall salad sow in September, and in frames and boxes during the winter.

160. SOUTHERN GIANT CURLED—Large green leaves with extra curled edges. Fine for salad and very effective in garnishing. $\frac{1}{2}$ ounce 5c, ounce 10c, $\frac{1}{4}$ pound 20c, pound 50c.

161. OSTRICH PLUME—Leaves curled and frilled like an ostrich plume. $\frac{1}{2}$ ounce 5c, ounce 10c, $\frac{1}{4}$ pound 20c, pound 60c.

162. BLACK—Small leaves, crisp and pungent. Ounce 5c, $\frac{1}{4}$ pound 10c, pound 25c.

163. WHITE—Usually grown for its large, round, yellow seeds, which are used as a condiment. Ounce 5c, $\frac{1}{4}$ pound 10c, pound 25c.

NASTURTIIUMS

Nasturtiums of all varieties are useful for furnishing seed pods which make delicious pickles. The pods for pickling should be gathered while green and with a portion of the stem attached.

MUSK MELONS

Only selected melons are reserved for seed use. We are thus enabled to supply the very highest grade of seed. You will please note that our prices are reasonable when quality is considered. If you want large quantities, write us for quotations. Always mention the quantity of seed that you require.

Culture—Select a rich soil, and after danger of frost is over, and the ground has become warm and dry, plant in hills 4 to 6 feet apart each way, and 6 to 8 seeds in a hill. When up and all danger of insects has passed, pull out all but 3 plants.

122. GRAND RAPIDS—Desirable for forcing or open air culture in early spring. The growth is compact, and it may be set closely, say 6x6 inches. A quick grower and a fine shipper; free from rot, and after being cut lasts a long time without wilting. $\frac{1}{2}$ ounce 5c, ounce 10c, $\frac{1}{4}$ pound 30c, pound \$1.00.

123. BLACK SEEDED SIMPSON—Loose-head. Good for forcing as well as outside culture. $\frac{1}{2}$ ounce 5c, ounce 10c, $\frac{1}{4}$ pound 30c, pound \$1.00.

124. TILTON'S WHITE STAR—One of the best for forcing or open ground; large, loose head, thick savoyed leaves. $\frac{1}{2}$ ounce 5c, ounce 10c, $\frac{1}{4}$ pound 30c, pound \$1.00.

Kale or Borecole

125. DWARF CURLED SCOTCH—Leaves are bright-green, tender and delicate in flavor. $\frac{1}{2}$ ounce 5c, ounce 10c, $\frac{1}{4}$ pound 25c, pound 85c.

126. TALL GREEN CURLED SCOTCH—This makes a beautiful plant, about 2 $\frac{1}{2}$ ft. high. $\frac{1}{2}$ ounce 5c, ounce 10c, $\frac{1}{4}$ lb 30c, pound \$1.00.

Pick them over and place in a jar until filled, then cover them with cider vinegar that has been brought to boiling temperature and is still warm to keep for winter use.

372. TALL MIXED— $\frac{1}{2}$ ounce 5c, ounce 10c, $\frac{1}{4}$ pound 25c, pound 60c.

362. DWARF— $\frac{1}{2}$ ounce 5c, ounce 10c, $\frac{1}{4}$ pound 25c, pound 60c.




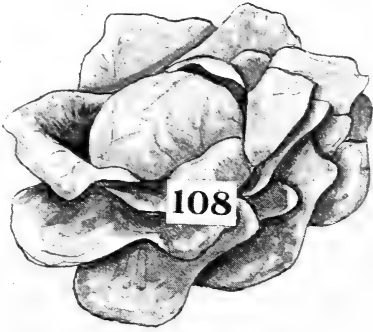
OKRA OR GUMBO

Culture—Sow late in the spring, after the ground has become warm, in drills 3 feet apart, where the plants are to remain. Thin out to from 9 to 12 inches. Soil should be well manured. Plants may also be raised in pots or hotbed, and transplanted.

164. PERFECTED PERKINS LONG POD—The pods are produced in great abundance, and when ready to use are from four to five inches long, of a handsome green color, and of the best quality. $\frac{1}{2}$ ounce 5c, ounce 10c, $\frac{1}{4}$ pound 20c, pound 50c.

165. WHITE VELVET—Of tall growth, pods never prickly to touch, being always round and smooth. $\frac{1}{2}$ oz. 5c, oz. 10c, $\frac{1}{4}$ lb 20c, lb 50c.

Cultivate until the vines cover the ground and pinch off the ends of the growing vines to induce early fruiting. It is quite important that proper soil be selected for growing Musk Melons. Wood ashes, lime, or tobacco dust, sifted over young plants, when the dew is on, is sometimes effective to prevent the attack of insects. A few hills for early use may be had by sowing seed in hot-bed on pieces of sod or in pots and then transplant as soon as weather conditions are favorable. The seed may also be started out of doors in frames or under hand glasses and then transplanted.





MUSK MELONS

CONTINUED

127. BUREL'S GEM—It has a thin, tough rind and is closely netted. The meat is of a reddish orange, very thick, fine-grained and spicy, not containing too much water or acid. The seed cavity is unusually small. All these points combined make it a first-class melon, both for its good eating and fine shipping qualities. $\frac{1}{2}$ ounce 5c, ounce 10c, $\frac{1}{4}$ lb 30c, lb \$1.00.

128. VAN BUSKIRK'S "NETTED ROCK" CANTALOUPE—A prominent Colorado grower has for several years been trying by careful hybridization and selection to produce a cantaloupe which would combine with all the good qualities of "Rocky Ford," the ability to resist the latter's great enemies—rust and blight. In the "Netted Rock" we believe he has succeeded and recommend it as an Improved Rocky Ford. In addition to wonderful rust-resisting qualities, Netted Rock is an excellent shipper, having a tough, densely netted skin and thick, solid, brittle flesh. Never mushy or poor, its flesh is deliciously sweet. You will be satisfied if you give it a trial. $\frac{1}{2}$ ounce 10c, ounce 15c, $\frac{1}{4}$ pound 40c, pound \$1.25, 5 lbs \$5.50.

129. NORFOLK BUTTON—(New) Very early and prolific; thick, sweet, green flesh. $\frac{1}{2}$ ounce 5c, ounce 10c, $\frac{1}{4}$ pound 30c, pound \$1.00

130. DEFENDER—One of the best yellow-fleshed sorts, medium size, oval in shape, flesh very firm and rich. Vigorous and productive. $\frac{1}{2}$ ounce 5c, ounce 10c, $\frac{1}{4}$ pound 30c, pound \$1.00

131. NETTED GEM—Very early; small and of fine flavor; green flesh. $\frac{1}{2}$ ounce 5c, ounce 10c, $\frac{1}{4}$ pound 25c, pound 90c.

132. ROCKY FORD—An improved Netted Gem. Very sweet and fine flavored; oblong. $\frac{1}{2}$ ounce 5c, ounce 10c, $\frac{1}{4}$ pound 25c, pound 90c, 5 pounds \$3.75.

133. EARLY GRAND RAPIDS—(Yellow flesh)—This early musk melon matures about one week earlier than any other sort. $\frac{1}{2}$ ounce 5c, ounce 10c $\frac{1}{4}$ pound 30c, pound \$1.00.

134. GREEN NUTMEG—Considered the best variety in cultivation for family use. Vines vigorous, hardy, productive; fruit round, slightly

flattened at both ends, ribbed, covered with coarse netting; flesh very thick, green and of the highest flavor. $\frac{1}{2}$ ounce 5c, ounce 10c, $\frac{1}{4}$ pound 30c, pound \$1.00.

135. JENNY LIND—The earliest of the green fleshed sorts, and one of the sweetest. It is of flattened form, in size is small. $\frac{1}{2}$ ounce 5c, ounce 10c, $\frac{1}{4}$ pound 25c, pound 85c.

136. EMERALD GEM—Excellent quality; is of medium size, skin ribbed, though perfectly smooth and of deep emerald green color. Flesh thick, very juicy; flavor sweet and luscious. Vines hardy and very prolific; melons mature extremely early. $\frac{1}{2}$ ounce 5c, ounce 10c, $\frac{1}{4}$ pound 30c, pound \$1.00.

137. HACKENSACK—(Green flesh)—A large, round variety, flattened at both ends and well ribbed. $\frac{1}{2}$ ounce 5c, ounce 10c, $\frac{1}{4}$ pound 30c, pound \$1.00.

138. EXTRA EARLY HACKENSACK—(green flesh)—The new form is about ten days earlier than the old Hackensack, of almost equal size. $\frac{1}{2}$ ounce 5c, oz. 10c, $\frac{1}{4}$ lb 30c, lb \$1.00.

139. NEW FORDHOOK—Thick flesh of orange-yellow color, very small seed cavity; about the same size as Jenny Lind. Excellent shipper. $\frac{1}{2}$ ounce 10c, ounce 20c, $\frac{1}{4}$ pound 65c, pound \$2.25.

140. BALTIMORE OR ACME—This melon is large, showy and quite early. It is strongly netted and has thick, green flesh of rich flavor and aroma. $\frac{1}{2}$ ounce 5c, ounce 10c, $\frac{1}{4}$ pound 30c, pound \$1.00.

141. MONTREAL MARKET—Is of large size and delicious melting flavor; the skin is green, and the flesh is light-green in color. A weight of 15 to 20 pounds is not rare. $\frac{1}{2}$ ounce 5c, ounce 10c, $\frac{1}{4}$ pound 35c, pound \$1.25.

142. BAY VIEW.—(Green flesh).—The flesh is light-green the flavor is first-class. Is a very large and productive sort; remains firm a long time after ripening, which adds materially to its market value. $\frac{1}{2}$ ounce 5c, ounce 10c, $\frac{1}{4}$ pound 30c, pound \$1.00.

143. MILLER'S CREAM OR OSAGE—Medium to large, slightly oval, and handsomely netted; flesh rich salmon, deep, firm sweet and melting. $\frac{1}{2}$ ounce 5c, ounce 10c, $\frac{1}{4}$ pound 30c, pound \$1.00.

WATER MELONS

Culture—Watermelons give best results when planted on light, well drained soils. The hills should be 8 feet apart each way and some well-rotted manure in each hill, thoroughly worked into the soil. Plant the seed as soon as weather is warm and settled. 6 to 8 seeds should be planted in each hill and after the plants are well established they should be thinned to 3 or 4 plants in each hill. Cultivation should be kept up until vines cover the ground. A few hills for early use may be grown in same manner as suggested under the heading of Musk Melons.


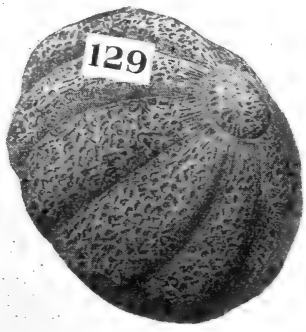


144. HALBERT HONEY—Equals the Kleckley Sweets in superb luscious flavor, and has fruits more even and regular in outline. The melons average 18 to 20 inches long and are full or bluntly rounded at both ends. The skin is a

dark glossy green, the flesh is a beautiful crimson. $\frac{1}{2}$ ounce 5c, oz. 10c, $\frac{1}{4}$ pound 25c, pound 75c.

145. KLECKLEY SWEETS—It is especially desirable for its fine flavor; is a long oval shaped water melon with dark-green rind. The flesh is scarlet, very firm, and of luscious quality and crisp texture. It is a good family melon but the rind is too tender for distant shipping. $\frac{1}{2}$ ounce 5c, ounce 10c, $\frac{1}{4}$ pound 25c, pound 85c.

146. FORDHOOK EARLY—One of the earliest of the extra early varieties. Shape nearly round; color a medium shade of green; flesh bright red and of deliciously sweet flavor. Rind is sufficiently hard to make it a good shipper. $\frac{1}{2}$ ounce 5c, ounce 10c, $\frac{1}{4}$ lb 30c, pound \$1.00.

The prices named herein are NET cost at WICHITA. If you desire shipment by mail, add postage at the rate of 8 cents per pound. We pay postage on all ounce and $\frac{1}{4}$ pound orders.





WATER MELONS

CONTINUED

118. PHINNEY'S EARLY—A very early variety, medium and uniform size. The skin is smooth, with narrow, white-mottled and dark-green stripes. Flesh light red or pink, very sweet and delicious. $\frac{1}{2}$ ounce 5c, ounce 10c, $\frac{1}{4}$ pound 20, pound 60c.

147. CUBAN QUEEN—A favorite water melon for home and market. Exterior beautifully striped and mottled. Rind thin, but firm; flesh bright red, solid, sweet and luscious. One of the best keepers of all watermelons, and a first rate shipper. $\frac{1}{2}$ oz. 5c, oz. 10c, $\frac{1}{4}$ pound 20c, pound 60c.

148. SWEETHEART—A large melon, nearly globular in shape. Skin a bright, beautiful, mottled light-green. Flesh red, firm, crisp, melting and sweet. A good shipper and an excellent keeper. $\frac{1}{2}$ ounce 5c, ounce 10c, $\frac{1}{4}$ pound 20c, pound 60c.

149. FLORIDA FAVORITE—Dark and light green; oblong, flesh bright crimson, crisp and sweet. Ripens 10 days ahead of Kolb Gem; a splendid shipper. $\frac{1}{2}$ oz. 5c, oz. 10c, $\frac{1}{4}$ pound 15c, pound 50c.

150. PEERLESS—Size medium; rind mottled green; flesh bright scarlet fine grained solid to the center, of good flavor; thin rind, productive. $\frac{1}{2}$ oz. 5c, oz. 10c, $\frac{1}{4}$ pound 20c, pound 60c.

151. DIXIE—About one-third longer than thick. Skin dark-green and beautifully striped with light-green. Rind thin but remarkably hard. Flesh a bright-scarlet, sweet and juicy. Large size; 10 days earlier than Kolb Gem; productive. $\frac{1}{2}$ ounce 5c, ounce 10c, $\frac{1}{4}$ lb 20c, lb 60c.

152. KOLB GEM—Round; skin mottled and striped with light and dark-green. The rind though thin is tough, and the melon bears handling and shipping long distances. The flesh is

bright-red, but inclined to coarseness. $\frac{1}{2}$ oz. 5c, oz. 10c, $\frac{1}{4}$ pound 15c, pound 50c.

333. ICE CREAM—One of the best water melons, solid, always of good flavor, rind very thin. $\frac{1}{2}$ oz. 5c, oz. 10c, $\frac{1}{4}$ pound 25c, pound 75c.

153. MAMMOTH IRONCLAD—The flesh is of fine quality, always solid and never mealy. The heart is very large and the flesh next the rind is fully equal in quality to that at the center. Uniformly large. Is one of the best shippers. $\frac{1}{2}$ oz. 5c, oz. 10c, $\frac{1}{4}$ pound 15c, pound 50c.

154. ALABAMA SWEETS—Oblong, large, dark-green; faintly striped, very sweet stringless, prolific. One of the best shippers. $\frac{1}{2}$ ounce 5c, ounce 10c, $\frac{1}{4}$ pound 25c, pound 75c.

155. GEORGIA RATTLESNAKE—Sometimes called Gypsy. Very large, good shipping quality. Oblong, striped and mottled with various shades of green; flesh bright-red; flavor first-class. $\frac{1}{2}$ oz. 5c, oz. 10c, $\frac{1}{4}$ lb. 15c, lb 50c.

156. SEMINOLE—Large and productive. Color gray, sometimes light-green; flesh carmine, of good quality. Rind thin but tough, makes the melon an excellent shipper. Gray and green melons are borne on the same vine. $\frac{1}{2}$ oz. 5c, oz. 10c, $\frac{1}{4}$ pound 15c, pound 50c.

157. BLUE GEM OR ICEBERG—A blue Kolb Gem. Better quality, more desirable for shipping than the old Kolb Gem. $\frac{1}{2}$ oz. 5c, oz. 10c, $\frac{1}{4}$ pound 15c, pound 50c.

158. TRIUMPH—Bluish green skin, red flesh, very large; good shipper. $\frac{1}{2}$ oz. 5c, oz. 10c, $\frac{1}{4}$ pound 15c, pound 50c.

159. BLACK BOULDER—Very productive, reaching a mammoth size with rich, dark-green skin. It cuts equal to any market melon we have eaten, and its shipping qualities are splendid, no other melon equalling it in tough skin. Fast becoming one of the leading melons for market. $\frac{1}{2}$ oz. 5c, oz. 10c, $\frac{1}{4}$ pound 15c, pound 50c.

ONIONS

Culture—Onions must have a clean and very rich soil. A good loam, previously cultivated for two years is the best. The land should be highly fertilized with well-rotted manure and fertilizers. Fresh stable manure has a tendency to produce soft, unsalable onions. One ounce will plant 100 feet of drill or 5 pounds to the acre. Sow in drills 1 foot apart as soon as the ground can be worked in the spring. Thin plants to three or four inches apart, using rake and hoe frequently to keep down the weeds. The finest Onions are produced by sowing seed in hot-beds in February and March and transplanting seedlings to the open ground in rows where they are to mature. Onions require a very high culture, and weeds soon choke them out if permitted to grow. Bottom sets are little Onions, grown the previous year, when set out in the spring they soon form large Onions. If you wish to grow onion sets, use 80 to 90 pounds of seed to the acre, drilled in very thick.

166. LARGE RED WETHERSFIELD—This is the most popular standard variety in many States. It is not an early ripening sort, but continues growing throughout the season and makes


very large onions. [Though well flattened, the solid onions are thick through. The outer skin is a deep, rich, purplish red, smooth and glossy; flesh white, lightly tinged with pinkish rose. Keeps well for late markets. $\frac{1}{2}$ ounce 10c, ounce 20c, $\frac{1}{4}$ pound 50c, pound \$1.65.

167. EXTRA EARLY RED—Smaller than Red Wethersfield, matures in ten days less time. Mild flavor; color a deep, rich red, grain fine and close; the onion is solid and heavy. Well adapted to the early market. $\frac{1}{2}$ ounce 10c, ounce 20c, $\frac{1}{4}$ pound 55c, pound \$1.75.


168. AUSTRALIAN BROWN—Uniform in size and shape, hard and solid. Ripens early, and never makes scallions. Medium size, round, with skin of a deep amber brown; flesh mild and agreeable. $\frac{1}{2}$ ounce 10c, ounce 20c, $\frac{1}{4}$ pound 50c, pound \$1.50.

169. YELLOW DANVERS—Flattened; reliable for bottoming and large yield. Flesh white, fine grained and mild. $\frac{1}{2}$ ounce 10c, ounce 15c, $\frac{1}{4}$ pound 50c, pound \$1.50.

The prices named herein are NET cost at WICHITA. If you desire shipment by mail, add postage at the rate of 8 cents per pound. We pay postage on all ounce and $\frac{1}{4}$ pound orders.




154



155



145



159



ONIONS

CONTINUED

170. YELLOW GLOBE DANVERS — This improved variety is pronounced by onion growers the very best strain of Danvers in cultivation. It is the earliest yellow-globe variety, large in size, uniformly perfect in shape, and one of the largest croppers from seed. $\frac{1}{2}$ ounce 10c, ounce 15c, $\frac{1}{4}$ pound 50c, pound \$1.75.

171. AILSA CRAIG—A splendid English variety of immense size, bulbs frequently weighing two pounds each. They are oval in shape and of a pale straw color, flavor exceedingly mild and delicate. In competition with other varieties at the English shows it has won more prizes than any other variety introduced. $\frac{1}{2}$ ounce 15c, ounce 25c, $\frac{1}{4}$ pound 85c, pound \$3.00.

172. PRIZE TAKER—One of the finest varieties for the American climate; grows to an immense size; of handsome, globe shape; skin pale straw-color; flesh sparkling white, of delicate and mild flavor. $\frac{1}{2}$ ounce 10c, ounce 20c, $\frac{1}{4}$ pound 50c, pound \$1.50.

173. YELLOW DUTCH OR STRAUSBURG—The great set onion. The sets grow round, plump and bright. Large onions flattened; flesh pure white, mild flavor and an excellent keeper; skin bright yellow. $\frac{1}{2}$ ounce 10c, ounce 20c $\frac{1}{4}$ pound 50c, pound \$1.50.

174. SOUTHPORT YELLOW GLOBE—Like the well-known White Globe, except color of skin. This is more perfectly globe-shaped than the Globe Danvers, but not so early; an excellent keeper. A heavy cropper; handsome in appearance and of large size. $\frac{1}{2}$ ounce 10c, ounce 15c, $\frac{1}{4}$ pound 50c, pound \$1.75.

175. EL PASO—Grows to a large size. The skin and flesh are white. It is of mild flavor. $\frac{1}{2}$ ounce 10c, ounce 20c, $\frac{1}{4}$ lb 50c, pound \$1.75.

176. MAMMOTH SILVER KING—The flesh has a particularly mild flavor. No other white onion attains such a mammoth size. Bulbs are of attractive shape, flattened, but thick. $\frac{1}{2}$ ounce 10c, ounce 20c, $\frac{1}{4}$ pound 50c, pound \$1.75

177. WHITE PORTUGAL OR SILVER SKIN—Medium size, flat, very early, good keeper fine grained, mild and delicate. $\frac{1}{2}$ ounce 10c, ounce 20c, $\frac{1}{4}$ pound 60c, pound \$2.00.

178. SOUTHPORT WHITE GLOBE — The large bulb is beautiful and symmetrical with clear, white skin; flesh firm, fine grained and mild to the taste. $\frac{1}{2}$ oz. 15c, oz. 25c, $\frac{1}{4}$ lb 75c, lb \$2.50

LEEK

Culture—A hardy species of onion, sown in drills or broad-cast. When 6 inches high transplant into rows a foot apart, setting the plants 4 or 5 inches deep and about 6 inches apart in the row. Used mostly in soups and stews.

335. LARGE AMERICAN FLAG — Largely grown for fall and winter use. It is of quick, strong growth, producing long stems of uniform shape and size, averaging 2 inches through by 10 inches long, blanching beautifully white and of fine, mild flavor. $\frac{1}{2}$ ounce 10c, ounce 15c, $\frac{1}{4}$ pound 40, pound \$1.25.

ONION SETS

Onion sets should be planted as early as the ground is in condition to work, in rows 12 to 15 inches apart, with the sets 2 inches apart in rows. Green onions for bunching come in very early, while the crop of large bulbs mature very much earlier than if planted from seed.

	Lb.	5 Lbs.
Yellow Bottom Sets	15c	60c
White Bottom Sets	15c	60c
Red Bottom Sets	15c	60c

You will notice that we are quoting Onion Sets by the pound instead of pints and quarts. One pound of Onion Sets contains about the same quantity as the liquid quart.

PARSLEY AND PARSNIPS

PARSLEY

Culture—Soak the seed in warm water for several hours, and sow in border or frame; thin the row or transplant to another bed. If to be carried late into the fall, set eight inches apart both ways, and cover with litter. It will go through the winter with moderate protection. Use one ounce of seed to 150 feet of drill. Make open ground sowing in April.

179. DOUBLE CURLED—Compact, very curly and finely cut; bright-green color. $\frac{1}{2}$ ounce 5c, ounce 10c, $\frac{1}{4}$ pound 20c, pound 60c.

180. EMERALD—Leaves tender, beautifully crimped, handsome green color. $\frac{1}{2}$ ounce 5c, ounce 10c, $\frac{1}{4}$ pound 20c, pound 60c.

181. MOSS CURLED—A choice selected strain with beautifully crimped and curled bright

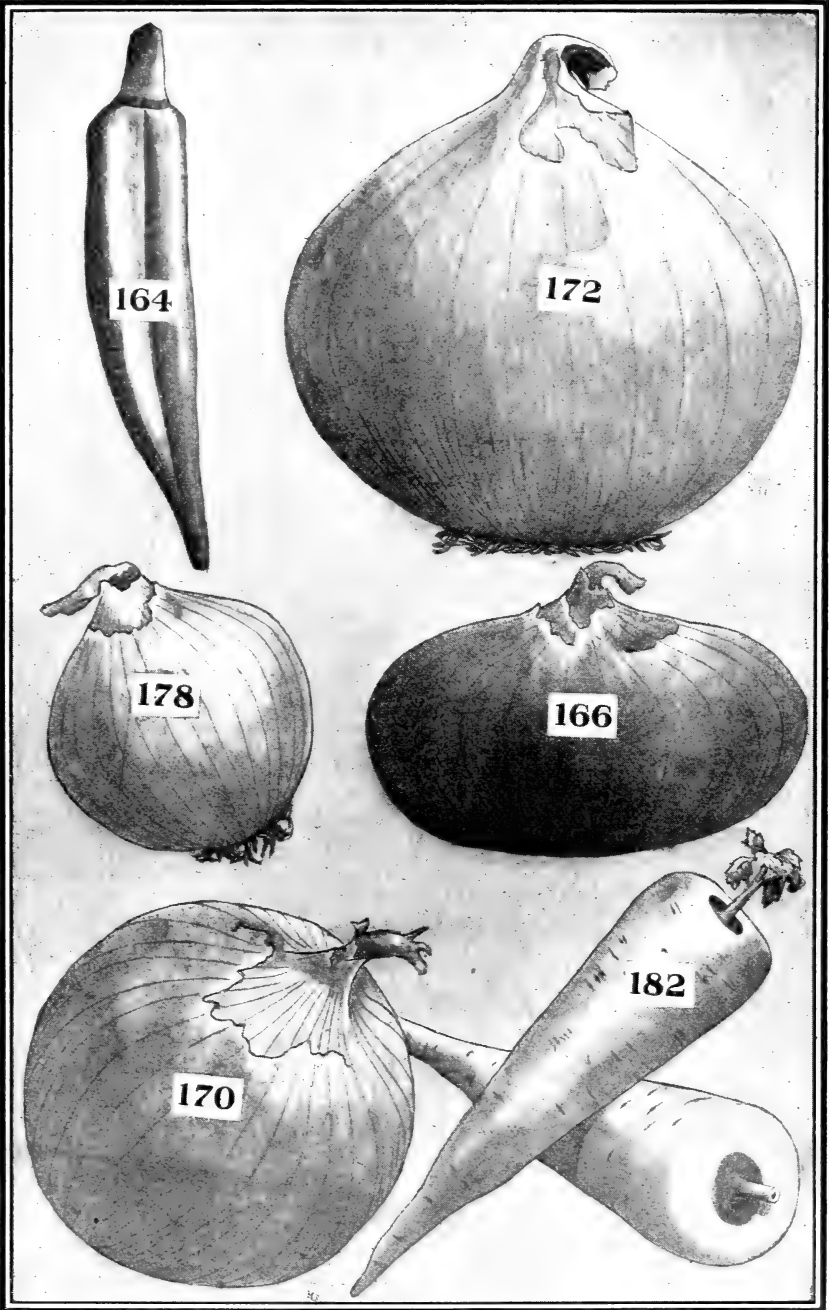
-green leaves. $\frac{1}{2}$ ounce 5c, ounce 10c, $\frac{1}{4}$ pound 20c, pound 60c.

PARSNIPS

Culture—Sow as early in the spring as the ground can be worked, in drills 18 inches apart. Only rich soil should be used and the ground should be thoroughly and deeply cultivated before sowing seed. Thin to 6 or 8 inches apart in the rows. Hoe and cultivate frequently to keep the weeds down.

182. IMPROVED HOLLOW CROWN—A fine strain of Hollow Crown parsnip. The Roots do not grow quite as long as the old variety, are of larger diameter and more easily gathered. Is a heavy cropper; the roots are very smooth, flesh fine grained and excellent quality. The best variety for market or home garden. $\frac{1}{2}$ ounce 5c, ounce 10c, $\frac{1}{4}$ pound 20c, pound 50c.

The prices named herein are NET cost at WICHITA. If you desire shipment by mail, add postage at the rate of 8 cents per pound. We pay postage on all ounce and $\frac{1}{4}$ pound orders.



164

172

178

166

170

182



PEAS

Culture—The Pea is hardy and endures cold well, either in or above the ground. It is best to sow the earliest varieties as soon as possible, in warm, light soil, prepared the previous autumn or winter. The main crop may be sown about two weeks later and on somewhat heavier soil. Sow Peas in drills about 2 to 3 inches deep, in rows $2\frac{1}{2}$ to $3\frac{1}{2}$ feet apart. In garden culture sow in double rows 10 inches apart. 1 pound will sow 40 feet of drill. Avoid fresh manure or very rich soil or too rank vine growth will result.

The crop of peas in 1910 proved to be the smallest yield harvested during the past twenty years. Prices are somewhat higher than usual and it will be impossible to supply some varieties unless orders are received at early date.

Extra Early Sorts

183. ALASKA—The earliest of all the extra early sorts; vines about 2 feet high. The pod is about 3 inches long, well filled with uniform round peas. Very profitable as an early market pea. The seed when matured is of a bluish color. Pound 15c, 10 pounds \$1.25.

184. FIRST AND BEST—Very early and prolific; the standard variety. Height $2\frac{1}{2}$ feet. Pound 15c, 10 pounds \$1.25.

185. RURAL NEW YORKER—Very early, prolific, uniform in ripening. Height $2\frac{1}{2}$ feet. Pound 15c, 10 pounds \$1.25.

186. ROSS BROTHERS EXTRA EARLY—Good cropper and a satisfactory sort for market purpose. Pound 15c, 10 lbs \$1.25.

187. SUTTON'S EXCELSIOR (New)—As early as American Wonder, with much larger pods, and more prolific. Height 1 foot. Pound 25c, 10 pounds \$2.00.

188. GRADUS—This popular, large podded wrinkled pea of the finest quality, matures pods only two or three days later than the small-podded round-seeded extra earlies. The vine has heavy stems with light green leaves, and grows three feet high. Produces uniformly large pods, measuring four to four and a half inches in length, nearly round, well filled with very large handsome peas of the finest flavor. Pound 25c, 10 pounds \$2.25.

189. AMERICAN WONDER—A very fine extra early wrinkled variety for the private garden. Quite productive flavor and quality excellent; height 10 inches. Pound 20c, 10 lbs \$1.75

190. NOTT'S EXCELSIOR—An improvement on American Wonder, being as early, with pods decidedly longer and many more of them to the plant. Height 10 to 12 inches. Pound 20c, 10 pounds \$1.75.

191. McLEAN'S LITTLE GEM—Very early, prolific and of good flavor. Height about 15 inches. Pound 20c, 10 pounds \$1.50.

192. EXTRA EARLY PREMIUM GEM—A fine early wrinkled pea, with vine about 15 inches high; the pods are long and produced in abundance. It is an improvement on Little Gem, wrinkled peas. Pound 20c, 10 pounds \$1.75.

Second Early Sorts

193. IMPROVED STRATAGEM—An excellent wrinkled pea with sturdy vine, growing from 20 to 24 inches high. It is vigorous and productive. The pods are of extra large size, often measuring five inches in length, always well filled. Splendid flavor. Pound 20c, 10 pounds \$1.75.

194. BLISS EVERBEARING—A Splendid wrinkled pea. 2 to $2\frac{1}{2}$ feet high of good quality and flavor. Its season is medium to late. It does not require sticks. Lb. 20c, 10 lbs. \$1.50.

195. BLISS ABUNDANCE—A Splendid pea of sturdy growth reaching a height of only 15 to 18 inches. Remarkable for its tendency to branch at roots, forming a veritable bush; prolific bearer. Lb. 20c, 10 lbs. \$1.50.

196. CARTER'S DAISY OR DWARF TELEPHONE—One of the very best second early sorts; pods frequently five inches in length and contain nine to ten peas. Of splendid flavor; height about 18 inches. Pound 20c, 10 pounds \$1.75.

197. TELEPHONE—This is a fine wrinkled pea, growing about four feet in height. The peas are large and of a pale-green color, and possess a superior sugary flavor. Is a medium late variety, robust in habit of growth, and a great bearer. Pound 20c, 10 pounds \$1.75.

198. McLEAN'S ADVANCER—A fine wrinkled sort, valuable for all purposes. Pound 20c, 10 pounds \$1.50.

Late Varieties

199. CHAMPION OF ENGLAND—A handsome variety, popular everywhere; one of the richest and best flavored green wrinkled peas. About five feet in height. Pound 15c, 10 lbs. \$1.25.

200. DWARF CHAMPION—Improved, very prolific; peas large and of fine flavor. Height about 2 feet. Pound 20c, 10 lbs. \$1.50.

201. BLACK EYE MARROWFAT—An old and still widely popular kind; grown extensively. Height 4 to 5 feet; very hardy and productive. Pound 10c, 10 pounds 85c.

202. WHITE MARROWFAT—A smooth pea, growing 3 to 4 feet high, depending upon soil and weather. An old favorite; very productive. Pound 10c, 10 pounds 85c.


Write for Price on Peas in Larger Quantities

You will notice that we are quoting Peas by the pound instead of pints and quarts. One pound of Peas contains almost the same quantity as the liquid quart measure.

Cow or Field Peas

are a money making crop. Every careful farmer should plant more largely each year, thus insuring increased **SOIL FERTILITY** and larger yields of other grain crops that follow on the same land. Description and Varieties will be found on page 62.


183



189



188



197



190



203



204





PEPPERS

Culture—The Pepper plant is tender and should be started under glass. Warm moist soil is best, with plenty of well-rotted manure plowed under. The plants should be set 1 1/2 feet apart in rows 2 1/2 to 3 feet apart. Sow seed in hot-beds in March, the plants may be transplanted into small pots and then when the ground is warm the Peppers will make rapid growth, after they are set out in open ground.

203. CHINESE GIANT—The mildest and largest red pepper; early and productive of uniformly large fruits; very meaty, having but few seeds. 1/2 oz. 20c, oz. 35c, 1/4 lb \$1.25, lb \$4.50.

204. RUBY KING—Very large, the fruits are fine—5 to 6 inches long by 3 to 4 inches broad. Remarkably mild and pleasant in flavor, having no fiery taste. The most popular variety. 1/2 oz. 10c, ounce 20c, 1/4 pound 65c, pound \$2.25.

205. LARGE BELL OR BULL NOSE—Very large, average nearly 4 inches long and 3 inches in diameter. Bright-red at maturity; entirely mild; heavy producer. 1/2 ounce 10c, ounce 20c, 1/4 pound 65c, pound \$2.25.

Culture—The Pumpkin under good care bears abundantly, and furnishes a great amount of palatable food for cows, pigs, etc. Several of the fine flesh varieties are also used for culinary purposes. They may be grown as a field crop. Plant in hills 8 feet apart each way, and any time after the first of May. Avoid planting near other vine crops, as they will hybridize and damage that crop. One ounce will plant about 25 hills: 4 pounds to the acre.

212. JAPANESE PIE—A high quality pumpkin of Japanese origin. The flesh is very thick, of a rich salmon color, fine grained, dry and sweet. 1/2 oz. 5c, ounce 10c, 1/4 pound 25c, pound 75c.

213. TENNESSEE SWEET POTATO—Medium size pear-shape, slightly ribbed; color creamy-white sometimes slightly striped with green; a good keeper. 1/2 oz. 5c, oz. 10c, 1/4 lb 20c, lb 60c.

214. KING OF THE MAMMOTHS—It frequently attains a diameter of more than four feet. The flesh and skin are golden-yellow, and notwithstanding its enormous size, it makes a good table pumpkin. 1/2 ounce 5c, ounce 10c, 1/4 pound 30c, pound \$1.00.

215. SUGAR—A handsome and productive small pumpkin, averaging about 8 inches in dia-

206. GOLDEN DAWN OR QUEEN—Of a beautiful golden-yellow, with very mild, sweet-flavored flesh. Resembles the Bell in shape. 1/2 ounce 10c, ounce 20, 1/4 pound 65c, pound \$2.25.

207. CELESTIAL—Creamy white to scarlet; ornamental and prolific. 1/2 ounce 10c, ounce 20c, 1/4 pound 65c, pound \$2.25.

208. LONG RED CAYENNE—Pods small, long and tapering; coral red when ripe, very hot and strong, best kind for seasoning pickles; the Cayenne Pepper of Commerce. 1/2 ounce 10c, ounce 20c, 1/4 pound 65c, pound \$2.25.

209. PROCOPP'S GIANT—A mammoth brilliant-red pepper. 1/2 ounce 10c, ounce 20c, 1/4 pound 65c, pound \$2.25.

210. RED CHILI—The conical shaped fruits are three to four inches long, of bright-red color, and borne in great profusion. The flesh in character is very sharp and pungent. A standard household variety of pepper. 1/2 ounce 10c, ounce 20c, 1/4 pound 65c, pound \$2.25.

211. TOBASCO—Excessively hot in flavor. A small pepper about one inch long. 1/2 ounce 25c, ounce 45c 1/4 pound \$1.25, pound \$4.50.

PUMPKINS

meter, round, flattened; skin orange; flesh deep-yellow, fine grained and very sweet. 1/2 ounce 5c, ounce 10c, 1/4 pound 25c, pound 60c.

216. CONNECTICUT FIELD—A productive, large orange-colored, field pumpkin. Usually grown for stock feeding, but it also makes good pies. Ounce 5c, 1/4 pound 15c, pound 40c.

217. BIG TOM—The skin and flesh are of a deep, rich orange color. It is profitable for stock feeding, and suitable for table use. 1/2 ounce 5c, ounce 10c, 1/4 pound 20c, pound 60c.

218. CUSHAW—Also known as Crook-neck. One of the widely popular varieties for table use. 1/2 oz. 5c, oz. 10c, 1/4 pound 20c, pound 60c.

219. LARGE CHEESE—A large, round, flattened pumpkin, with broad ribs; color creamy-buff. The flesh is yellow, thick and tender; good for table use as well as stock. 1/2 ounce 5c, ounce 10c, 1/4 pound 20c, pound 60c.

220. MAMMOTH TOURS OR JUMBO—Of enormous size, often weighing 150 pounds; very productive, flesh salmon color, good keeper, desirable for cooking purposes or for stock feeding. 1/2 oz. 5c, oz. 10c, 1/4 pound 30c, pound \$1.00.



RADISHES

Culture—Good ventilation is necessary when grown under glass. Seed may be sown in hot-beds in January or February, plants should be thinned to 2 or 3 inches apart in the rows. Sow in the open ground in March, April and May in successions 10 days apart, in rows 8 to 12 inches apart. After the middle of June the demand is usually light. Use a light, rich soil, as a crisp Radish cannot be grown in heavy soil. Radishes may also be sown during August and first half of September in open ground and early in October in frames or hot-beds. Sow 8 to 10 pounds of seed to the acre; 1 ounce will plant 100 feet of drill. Radishes will mature in from three to four weeks

and should be eaten when quite small, it is a mistake to let them grow too long and too large, because they become pithy and tough and unfit for table use.

221. NON-PLUS-ULTRA—By far the smallest topped and earliest forcing radish in cultivation. Roots small, round, deep red, with very crisp, tender, white flesh. Is best variety for forcing, as it will mature in 18 to 21 days and the tops are so small that a large number can be grown in a single bed. 1/2 ounce 5c, ounce 10c, 1/4 pound 25c, pound 75c.

The prices named herein are NET cost at WICHITA. If you desire shipment by mail, add postage at the rate of 8 cents per pound. We pay postage on all ounce and 1/4 pound orders.





RADISHES

CONTINUED

222. EARLY SCARLET TURNIP—A good standard scarlet radish for general use. It is of very quick growth and desirable size. $\frac{1}{2}$ ounce 5c, ounce 10c, $\frac{1}{4}$ pound 20c, pound 50c.

223. IMPROVED WHITE BOX—Is of superior quality, being very handsome and early, with few and short leaves; enabling growers to raise at least one-third more in the same space. $\frac{1}{2}$ ounce 5c, oz. 10c, $\frac{1}{4}$ pound 20c, pound 60c.

224. EARLY DARK RED TURNIP—Crisp; very early. $\frac{1}{2}$ oz. 5c, oz. 10c, $\frac{1}{4}$ lb 20c, lb 60c.

225. VICK'S SCARLET GLOBE—Fine for forcing; very dark, scarlet color. $\frac{1}{2}$ ounce 5c, ounce 10c, $\frac{1}{4}$ pound 20c, pound 60c.

226. CRIMSON GIANT GLOBE—Double the size of the above, never grows pithy. Equally suitable for forcing or outdoors; flesh tender and crisp. $\frac{1}{2}$ oz. 5c, oz. 10c, $\frac{1}{4}$ pound 25c, pound 85c.

227. EARLY SCARLET TURNIP, WHITE TIP—Very popular for forcing. A type of Extra Early Scarlet Turnip, of about the same size. $\frac{1}{2}$ ounce 5c, ounce 10c, $\frac{1}{4}$ lb 20c, pound 60c.

228. EARLY WHITE TURNIP—Both skin and flesh of pure white, it does not become pithy. $\frac{1}{2}$ ounce 5c, ounce 10c, $\frac{1}{4}$ pound 20c, pound 60c.

229. WHITE OLIVE SHAPED—Oval, very tender and excellent, 1 $\frac{1}{2}$ inches long; fine for open ground or forcing. $\frac{1}{2}$ ounce 5c, ounce 10c, $\frac{1}{4}$ pound 20c, pound 60c.

230. FRENCH BREAKFAST—A favorite; oval-shaped, bright-scarlet radish, with white tip; fine for either open ground or forcing. $\frac{1}{2}$ ounce 5c, ounce 10c, $\frac{1}{4}$ pound 20c, pound 60c.

231. LONG SCARLET, SHORT TOP—Early very short top, splendid shape and color, fine keeper, best for market. $\frac{1}{2}$ ounce 5c, ounce 10c, $\frac{1}{4}$ pound 20c, pound 50c.

232. LONG BRIGHTEST SCARLET, WHITE TIP—The brightest and handsomest scarlet radish grown. It is fit for use in 25 days from the time of sowing, remains in good condition until fully grown; tops small. $\frac{1}{2}$ ounce 5c, ounce 10c, $\frac{1}{4}$ pound 20c, pound 60c.

233. CINCINNATI MARKET—(Glass)—Of the long scarlet type; brilliant scarlet; flesh crisp, brittle, of very fine quality; tops small. Excellent for market purposes. $\frac{1}{2}$ ounce 5c, ounce 10c, $\frac{1}{4}$ pound 20c, pound 60c.

234. CHARTIER—A distinct variety. Color red at the top, shading to pink in the middle and passing to pure white at the tip. It attains a large size before becoming unfit for use. $\frac{1}{2}$ ounce 5c, ounce 10c, $\frac{1}{4}$ pound 20c, pound 50c.

235. ICICLE—Long, slender, pure-white, the earliest and finest long, white radish. It is ready for use fully as early as the long Scarlet Short Top, with less foliage; most desirable for forcing. $\frac{1}{2}$ oz. 5c, oz. 10c, $\frac{1}{4}$ pound 20c, pound 60c.

236. LADY FINGER OR LONG WHITE VIENNA—Beautiful in shape; skin and flesh snow white; crisp and tender in summer. $\frac{1}{2}$ ounce 5c, ounce 10c, $\frac{1}{4}$ pound 20c pound 60c.

237. WHITE STRASBURG—This variety is one of the popular summer kinds. Both skin and flesh are pure white. Remains tender longer than any other variety. $\frac{1}{2}$ ounce 5c, ounce 10c, $\frac{1}{4}$ pound 20c, pound 60c.

Winter Varieties

238. CHINA ROSE WINTER—One of the very best for fall and winter use; bright-rose color; flesh white and firm, and of superior quality. $\frac{1}{2}$ ounce 5c ounce 10c $\frac{1}{4}$ pound 20c. pound 60c.

239. CALIFORNIA MAMMOTH WHITE WINTER—Is really a Chinese radish. Grown largely in California; 8 to 10 inches long, and from 2 to 3 inches in diameter. Flesh white, solid and of excellent flavor. $\frac{1}{2}$ ounce 5c, ounce 10c, $\frac{1}{4}$ pound 20c, pound 60c.

240. ROUND BLACK SPANISH WINTER—This is a large black-skinned radish, flesh White and firm; a good keeper. $\frac{1}{2}$ ounce 5c, ounce 10c. $\frac{1}{4}$ pound 20c, pound 60c.

241. LONG BLACK SPANISH WINTER—Like the above, but the roots are longer and somewhat milder in flavor. $\frac{1}{2}$ ounce 5c, ounce 10c, $\frac{1}{4}$ pound 20c, pound 60c.

RHUBARB

Culture—Sow seed in a cold frame, in a fine, rich sandy loam, about the first of March, in drills 4 inches apart. Keep the frames covered at nights and cold days so that the soil will not freeze. Use the sprinkler daily, being careful not to apply an excess of water at any time, and in 6 or 8 weeks the plants will be large enough to set in the open ground. Transplant to a rich soil and set in rows 12 inches apart each way. Transplant again early the next spring to permanent location, setting roots 4 or 5 feet apart each way in rich soil. Rhubarb is ready to use the second year from seed. Should a family wish a few plants the best plan to follow is to buy two year old roots. Plant them 4 or 5 feet apart each way, carefully cultivate and keep the weeds down. A crop may be had after one season and it will cost less money and work than by starting with seed. Rhubarb is a gross feeder and will make good use of strong manure, either

fresh or well-rotted. Top-dress liberally in the fall and spade the manure into the ground in the spring. Pull stalks as long as demand continues.

242. VICTORIA—A very large, thick red-stalked late variety of fine quality. $\frac{1}{2}$ ounce 10c, ounce 15c, $\frac{1}{4}$ pound 35c, pound \$1.25.

243. LINNAEUS—An early variety, stalks green, large and tender. $\frac{1}{2}$ ounce 10c, ounce 15c, $\frac{1}{4}$ pound 35c, pound \$1.25.

Rhubarb Plants

We will be in position to supply Rhubarb Roots during the month of March, and will be pleased to quote prices upon receipt of inquiry. Please state quantity you wish to purchase.

The prices named herein are NET cost at WICHITA. If you desire shipment by mail add postage at the rate of 8 cents per pound We pay postage on all ounce and $\frac{1}{4}$ pound orders.



242




244




245



251



262



255



253



SALSIFY AND SPINACH

Salsify or Vegetable Oyster

Culture—Sow as early as the ground can be worked in the spring, in drills 12 inches apart and one inch deep. After plants are up 3 inches high, thin to 6 inches apart in the row. Cultivate about the same as for carrots, being certain to keep the weeds down. The roots may be used from the rows as wanted and will carry through the winter if left standing in rows. This vegetable can be served in a number of different ways, as soup, fried, or mashed like potatoes or turnips, and the flavor is like that of an oyster.

244. MAMMOTH SANDWICH ISLAND—The largest and most profitable Salsify now in cultivation. Roots heavy, of agreeable flavor, white in color and a satisfactory sort in every way. $\frac{1}{2}$ ounce 10c, ounce 15c, $\frac{1}{4}$ lb 40c, lb \$1.25.

SPINACH

Culture—Sow early in spring, in drills 1 foot apart, 8 to 10 pounds to the acre, every two weeks for a succession. Thin so that each plant will have about 4 inches space for developing. If sown broadcast use 12 to 15 pounds per acre; one ounce of seed to 200 feet of drill. If sown in drills, cultivate and keep down weeds. It costs no more to produce Spinach in the winter than in the summer as it is not so liable to shoot to seed in cold weather. For fall use sow in August, and winter crop sow in September, covering that which is left out over winter with straw, if the weather becomes quite cold.

SQUASH

Culture—The culture is about the same as melons. Make the ground very rich; a good sand loam is best. The Squashes are tender and the seed should not be planted until warm weather. Allow 4x4 feet for the hills of the bush sort, and 8x8 feet or more for the running kinds. Thin to three plants to the hill.

Summer Squash

251. EARLY WHITE BUSH OR PATTY PAN—The well known summer variety; grown extensively for shipping. Color white; the flesh is tender and delicate. Of dwarf habits, hardy and productive. $\frac{1}{2}$ ounce 5c, ounce 10c, $\frac{1}{4}$ pound 25c, pound 75c.

252. EARLY YELLOW BUSH—Similar to White Bush in every way except color and markings. $\frac{1}{2}$ ounce 5c, ounce 10c, $\frac{1}{4}$ pound 25c, pound 75c.

253. SUMMER CROOKNECK—A bush variety, early and prolific; surface deep-yellow, densely warted; quality and flavor good. $\frac{1}{2}$ ounce 5c, ounce 10c, $\frac{1}{4}$ pound 25c, pound 75c.

AUTUMN AND WINTER SQUASH

254. HUBBARD—The standard winter squash; no better variety grown. Flesh fine grained, dry, and of excellent flavor. $\frac{1}{2}$ ounce 5c, ounce 10c, $\frac{1}{4}$ pound 30c, pound \$1.00.

245. BLOOMSDALE—The hardiest, large savoy-curlled, crumpled, thick leaves. Ounce 5c, $\frac{1}{4}$ pound 12c, pound 30c.

246. NORFOLK SAVOY LEAVED—Large, fleshy, dark-green leaves, closely crumpled. Ounce 5c, $\frac{1}{4}$ pound 12c, pound 30c.

247. THICK LEAVED—Produces large, thick, broad, green, crumpled leaves of fine quality; very slow in running to seed. One of the best market sorts. Ounce 5c, $\frac{1}{4}$ pound 12c, pound 30c.

248. VICTORIA—Very heavy, broad, deep-green leaves. It stands in prime condition long after other varieties have bolted to seed, rendering it especially valuable for spring sowing and summer use. Ounce 5c, $\frac{1}{4}$ pound 15c, lb 40c.

249. ROUND LEAF—A hardy and good sort, especially desirable for early spring sowing; leaves large, round, thick, fleshy. Ounce 5c, $\frac{1}{4}$ pound 12c, pound 30c.

250. LONG STANDING—Leaves large, thick, and crimped, with a fleshy appearance. Hardy and one of the best kinds for either spring or autumn sowing. Does not run to seed as early as other varieties. Ounce 5c, $\frac{1}{4}$ lb 12c, lb 30c.

363. NEW ZEALAND—This is not a spinach of the ordinary kind, but a plant of branching growth. One single plant will grow to dimensions of six feet across, producing an abundance of thick, fleshy, juicy stems and leaves, which make an excellent Spinach. The flavor is particularly fine, and the fact that it does very well throughout the hottest summer, makes it all the more desirable. $\frac{1}{2}$ ounce 5c, ounce 10c, $\frac{1}{4}$ pound 30c, pound \$1.00.

255. CHICAGO WARTED HUBBARD—This sort has some points not seen in the old Hubbard, the shell having a dark-green almost black color. Is also distinguished by a dense covering of knots (warts). $\frac{1}{2}$ ounce 5c, ounce 10c, $\frac{1}{4}$ pound 35c, pound \$1.25.




256. GOLDEN HUBBARD—It is a distinct sort; of the general shape and character of the Hubbard, but is somewhat smaller, earlier to mature. Skin a rich orange-red color instead of the dark, olive green of the Hubbard. The flesh is deep orange and of splendid quality. $\frac{1}{2}$ ounce 5c, ounce 10c, $\frac{1}{4}$ pound 35c, pound \$1.25.

257. ESSEX HYBRID—Flesh thick and solid, of a yellowish or pinkish color; seed cavity small. Flavor excellent, flesh being fine grained and sweet. $\frac{1}{2}$ oz. 5c, oz. 10c, $\frac{1}{4}$ lb 30 c, lb \$1.00.

258. SIBLEY—Shell very hard, of good keeping and shipping qualities. Flesh is solid and thick, a bright orange color, and of choice quality; flavor rich and sweet. Ripens early. $\frac{1}{2}$ ounce 5c, ounce 10c, $\frac{1}{4}$ pound 30c, pound \$1.00.

259. FORDHOOK—It ripens early, is of splendid quality. Can be stored all through the winter. It is prolific with very hard rind. $\frac{1}{2}$ ounce 5c, ounce 10c, $\frac{1}{4}$ pound 35c, pound \$1.25.

260. BOSTON MARROW—This variety is popular for autumn and winter use; its color is a bright orange; flesh yellow, rich and sweet. $\frac{1}{2}$ ounce 5c, ounce 10c, $\frac{1}{4}$ pound 30c, pound \$1.00.





SQUASH

CONTINUED

261. GIANT CROOKNECK—This strain is equally as early as the common small-fruited variety, and much larger. $\frac{1}{2}$ ounce 5c, ounce 10c, $\frac{1}{4}$ pound 30c, pound \$1.00.

262. MAMMOTH CHILI—The best of all large squashes. Flesh rich and of fine flavor. $\frac{1}{2}$ ounce 5c, ounce 10c, $\frac{1}{4}$ pound 30c, pound \$1.00

263. MAMMOTH WHALE—The skin is of dark-olive green with slight stripes of lighter tinge; flesh firm and solid, of beautiful orange-yellow. Excellent quality. $\frac{1}{2}$ ounce 5c, ounce 10c, $\frac{1}{4}$ pound 35c, pound \$1.25.

TOMATOES

Culture—Sow seed in a box or hot-bed early, and transplant at least once to get a strong root growth. When danger of frost is over set in open ground three to five feet apart each way and cultivate thoroughly. Fruit may be had several days earlier by transplanting into small pots and then setting out the entire contents as soon as ground is warm. The varieties of Tomatoes described in this seed book comprise the very best kinds known to the trade and none are included that do not possess some merit.

In color the fruit is purplish-pink, and it is always round, smooth and symmetrical; size medium; table quality superior; a good shipper $\frac{1}{2}$ ounce 10c, ounce 20c, $\frac{1}{4}$ pound 85c, pound \$3.00.

264. LIVINGSTON'S NEW CORELESS — In shape it is almost round, being of about the same diameter each way as shown in our illustration. The depression at the stem end has been almost eliminated, making it the most profitable variety for canning; owing to a very small amount of waste. A good slicing variety, the seed cells being surrounded by bright-red, heavy, meaty and delicious flesh, which is slightly more acid than the Livingston's Globe. The strong outside and inner walls of flesh of the Livingston's Coreless render it a very firm fruit and one of the best for long distance hauling or shipping. $\frac{1}{2}$ ounce 25c, oz. 45c, $\frac{1}{4}$ lb \$1.25, pound \$4.50.

270. QUARTER CENTURY—Similar to Dwarf Champion, more compact grower; set two feet apart in rows. The fruits are larger and heavier than Dwarf Champion. $\frac{1}{2}$ ounce 15c, ounce 25c, $\frac{1}{4}$ pound 90c, pound \$3.00.

265. EARLIANA—The very earliest large tomato. Is fully a week ahead of all others. The plants are strong and of vigorous growth, sets its fruit freely. The fruit is not only remarkable for earliness, but for its large size, perfect form, bright-red color and delicious flavor. It ripens clear to the stem and does not crack. It is solid, equal in that respect to the best medium and late sorts. $\frac{1}{2}$ ounce 15c, ounce 30c, $\frac{1}{4}$ pound 90c, pound \$3.00.

271. FORDHOOK FIRST—A splendid variety; plants of strong running growth; fruit two to three inches in diameter, very smooth, and free from cracks, quite deep through and richly colored, deep purple. $\frac{1}{2}$ ounce 15c, ounce 25c, $\frac{1}{4}$ pound 85c, pound \$3.00.

266. CHALKS EARLY JEWEL—About ten days later than Sparks Earliana of more robust growth; the foliage does not blight. Fruits of good size, very solid and deep through; color bright-scarlet. Ripens right up to the stem without cracking. The thick flesh is bright-scarlet, very solid, with comparatively few seed and of fine, sweet flavor; skin thin; a good shipper. $\frac{1}{2}$ oz. 15c, oz. 25c. $\frac{1}{4}$ lb 90c, lb \$3.25.

272. KANSAS STANDARD—This tomato belongs to the potato leaved section; makes rapid vigorous growth, with strong, heavy stalks which stand up well. The fruit is a bright, glossy red color and is produced in clusters of four or five tomatoes. In shape the fruit is round slightly flattened; ripens clear to the stem, perfectly smooth, has very few seeds, meat thick and firm, has most excellent flavor, is of good size and very early. Set plants two feet apart in rows three feet apart. $\frac{1}{2}$ ounce 20c, ounce 35c, $\frac{1}{4}$ pound \$1.00, pound \$3.50.

267. FORDHOOK FANCY—A new bush, or erect growing kind, with potato shaped leaves; small, smooth, purplish-red fruit, borne close to stalk. Very early. $\frac{1}{2}$ oz. 15c, oz. 30c, $\frac{1}{4}$ lb \$1.00, lb \$3.75.

273. NEW STONE—This tomato is recognized by market gardeners as one of the best of all the standard sorts; color is a desirable bright-red, the fruit is of large size, perfectly smooth, and the best table quality. It is a famous main crop tomato in many sections, both North and South, and is much used for canning. $\frac{1}{2}$ ounce 10c, ounce 20c, $\frac{1}{4}$ pound 60c, pound \$2.00.

268. DWARF STONE—In habit of vine it resembles Dwarf Champion, but is of stronger growth and more erect. The fruits are produced in clusters of three to five, and as the growth is close jointed, each plant produces a large number. The tomatoes are of large size for dwarf kind; are bright-scarlet, very smooth, firm and solid. The walls of flesh are thick, with a solid meaty center, no hard core. The quality is fine. $\frac{1}{2}$ ounce 15c, ounce 30c, $\frac{1}{4}$ pound 90c, pound \$3.00.

274. IMPROVED ACME—A fine solid, smooth, early variety, medium size; red with purplish tinge. It is quite popular as an all around tomato. Has good shipping qualities. $\frac{1}{2}$ oz. 10c, ounce 20c, $\frac{1}{4}$ pound 60c, pound \$2.00.

269. DWARF CHAMPION—This tomato owes its wide popularity to its stiff, vigorous, up-right growth, with fruit well above the soil, and to the earliness with which it reaches ma-

turity. Very prolific; ripens early and evenly, and does not crack; color rich dark-red; flesh very firm and of good flavor. Has but few seeds; a good shipper. $\frac{1}{2}$ ounce 10c, ounce 20c, $\frac{1}{4}$ pound 60c, pound \$2.00.

276. PERFECTION—Fruit deep-red, of good size, smooth and solid. $\frac{1}{2}$ ounce 10c, ounce 20c, $\frac{1}{4}$ pound 60c, pound \$2.00.

277. CRIMSON CUSHION—Of large size, smooth, almost seedless and solid as beef-steak; a continuous bearer until frost. Color rich, crimson-scarlet; quality meaty and superb. $\frac{1}{2}$ ounce 15c, ounce 30c, $\frac{1}{4}$ pound 90c, pound \$3.25.

278. MAGNUS—Of the same color as Acme, but the fruit is thicker, heavier and more solid. It is medium early, of perfect form, large and attractive. Ripens evenly, does not crack about the stem. A heavy cropper. $\frac{1}{2}$ ounce 15c, ounce 25c, $\frac{1}{4}$ pound 75c, pound \$2.50.

The prices named herein are NET cost at WICHITA. If you desire shipment by mail add postage at the rate of 8 cents per pound. We pay postage on all ounce and $\frac{1}{4}$ pound orders.



TOMATOES

CONTINUED

279. IMPROVED TROPHY—A standard late variety; fruit large flesh deep-red and generally smooth very solid and of excellent flavor. Fine for canning. $\frac{1}{2}$ ounce 10c, ounce 20c, $\frac{1}{4}$ pound 60c, pound \$2.00.

280. MATCHLESS—The color is a rich cardinal red, the skin is tough does not crack. Unsurpassed for market or for table use. The plant is a strong grower and very productive; the fruit free from core, and the seed spaces are small: it is a valuable main crop sort. $\frac{1}{2}$ ounce 15c, ounce 25c, $\frac{1}{4}$ pound 60c, pound \$2.25.

281. BEAUTY—A favorite for either home market or shipping purposes. Hardy, productive, large size, always smooth, glossy crimson with a slight tinge of purple. $\frac{1}{2}$ ounce 10c, ounce 20c, $\frac{1}{4}$ pound 60c, pound \$2.00.

282. IGNOTUM—Smooth, solid, bright-red, uniformly large. $\frac{1}{2}$ ounce 10c, ounce 20c, $\frac{1}{4}$ pound 60c, pound \$2.00.

283. PONDEROSA—The fruit ripens quite early and continues fruiting until late in the season; of immense size; frequently weighing

from two to four pounds: solid, meaty, almost seedless and of sub-acid flavor; particularly desirable for the home garden. $\frac{1}{2}$ ounce 20c, ounce 30c, $\frac{1}{4}$ pound \$1.00, pound \$3.50.

284. GOLDEN QUEEN—Solid, smooth, large in size, and ripens early. Makes a handsome, rich preserve. Its flavor is most delicate, the flesh fine grained and tender: desirable for home use. $\frac{1}{2}$ ounce 10c, ounce 20c, $\frac{1}{4}$ pound 60c, pound \$2.00.

285. PEAR SHAPED YELLOW—True pear-shaped, small, color a beautiful yellow. Used for preserves and for making tomato figs. $\frac{1}{2}$ ounce 15c, ounce 25c, $\frac{1}{4}$ pound 85c, pound \$3.00.

286. PEAR SHAPED RED—Same as above except the color is a bright-red. $\frac{1}{2}$ ounce 15c, ounce 25c, $\frac{1}{4}$ pound 85c, pound \$3.00.

287. YELLOW CHERRY—A small variety, size and shape of a Cherry, desirable for pickling. $\frac{1}{2}$ oz. 15c, ounce 25c, $\frac{1}{4}$ pound 75c, pound \$2.75.

288. GROUND CHERY OE HUSK—This is very fine for preserves. Immensely productive, $\frac{1}{2}$ oz. 15c, ounce 25c, $\frac{1}{4}$ pound 85c, pound \$3.00.

TURNIPS

Culture—The soil for turnips should be rich and mellow. Sow in drills from 12 to 18 inches apart and 1 $\frac{1}{2}$ inches deep, or sow broadcast; much larger crops of turnips can be obtained by drill culture. In this latitude, for main crop, the seed may be sown during August and the first part of September. One ounce will sow 200 feet of drill, 2 pounds to the acre. Turnips are chiefly grown for autumn cropping, because ordinarily they thrive better in cool weather; during the hot months they are apt to run to leaf and make seed rather than bulbs. These hot weather tendencies of the turnip family have been overcome in a very few varieties, and among these the very best are the Extra Early Milans, which are especially suited for spring planting, and should be planted as soon as the ground can be cultivated in the spring.

289. EXTRA EARLY WHITE MILAN — The earliest turnip in cultivation, pure white, excellent flavor, makes rapid growth; a great market favorite. $\frac{1}{2}$ ounce 5c, ounce 10c, $\frac{1}{4}$ pound 25c, pound 75c.

290. EXTRA EARLY PURPLE TOP MILAN—Very early; flat, smooth, medium size, with bright-purple top and few leaves. $\frac{1}{2}$ ounce 5c, ounce 10c, $\frac{1}{4}$ pound 25c, pound 75c.

291. EARLY WHITE DUTCH—Smooth, flat, early, white, makes quick growth, excellent quality. $\frac{1}{2}$ ounce 5c, ounce 10c, $\frac{1}{4}$ pound 15c, pound 50c.

292. PURPLE TOP STRAP LEAF—The best table and stock turnip for fall planting. It is white below, with bright, purple top; flesh white; a good cropper and keeper. $\frac{1}{2}$ ounce 5c, ounce 10c, $\frac{1}{4}$ pound 15c, pound 45c.

293. PURPLE TOP WHITE GLOBE — A large rapid growing sort with globular roots. Flesh white, of high quality; skin is white with purple top. $\frac{1}{2}$ ounce 5c, ounce 10c, $\frac{1}{4}$ pound 15c, pound 50c.

294. GOLDEN BALL—Very fine texture, the sweetest and most delicious of the yellow flesh varieties; is of medium size, and makes rapid growth, matures early and keeps well. A superior table variety. $\frac{1}{2}$ ounce 5c, ounce 10c, $\frac{1}{4}$ pound 15c, pound 50c.

295. AMBER GLOBE—One of the best varieties either for table use or for a field crop for stock. Flesh yellow, fine grained and sweet; color of skin yellow with green top. Hardy, keeps well a good cropper, grows to a very large size. $\frac{1}{2}$ ounce 5c, ounce 10c, $\frac{1}{4}$ pound 15c, pound 50c.

296. YELLOW ABERDEEN—This is a fine turnip for cattle feeding. It attains a large size; is solid, nutritious, a good keeper, and can be recommended in every respect. $\frac{1}{2}$ ounce 5c, ounce 10c, $\frac{1}{4}$ pound 15c, pound 50c.

297. COWHORN—Is an excellent variety, delicate and good flavored sort, and grows in favor both in the market and family garden; a distinct feature is its rapid growth. This variety is pure white, except a dash of green at the crown and in shape is long like the carrot, and generally crooked, hence its name. $\frac{1}{2}$ ounce 5c, ounce 10c, $\frac{1}{4}$ pound 15c, pound 50c.

Rutabagas or Swedes

298. IMPROVED PURPLE TOP—This old standard variety is of fine quality and is largely grown. Keeps perfectly, is hardy, productive, sweet, solid. $\frac{1}{2}$ oz. 5c, oz. 10c, $\frac{1}{4}$ lb 15c, lb 50c.

Turnips are an excellent winter food for stock and poultry.

The prices named herein are NET cost at WICHITA. If you desire shipment by mail, add postage at the rate of 8 cents per pound. We pay postage on all ounce and $\frac{1}{4}$ pound orders.



SEED POTATOES AND VEGETABLE PLANTS

Irish Potatoes

Culture—To secure best results in growing Potatoes it is necessary to plant as early as the ground can be made ready. Use a rich soil and plant in rows 3 feet apart and the sets 1 foot apart in the rows. A complete Potato fertilizer sown into the rows will aid in harvesting the crop at an earlier date, and usually shows an increased yield. Some growers who wish to harvest a very early crop sprout the Potatoes before planting, by cutting the Potatoes into pieces of desirable size and placing them in a warm, light room for three or four weeks before planting in the open ground. If weather is favorable the shoots will start out strong and vigorous and as soon as the plants have sent out roots they grow more rapidly than freshly cut Potatoes. Most growers use from 8 to 9 bushels Potatoes to the acre when planting in 3 foot rows.

On account of market fluctuations we are unable to name exact prices. Will be pleased to have you write during month of February or later, will then quote price for prompt or future shipment.

299 TRIUMPH—Very early. Tubers are of medium size; round and uniform in shape with but few small ones; eyes slightly depressed; color a beautiful light red. Its beauty, productiveness and fine quality make it one of the best extra early market varieties, especially for the South.

300. EARLY OHIO—Our stock of this variety is grown in the Red River Valley of the North. The best variety for the Western States, and its superior has not been introduced to date. Is fit for table use before fully ripe, and can be shipped earlier than any other white potato.

301. EARLY ROSE—Medium early. Skin flesh color, flesh white; upright, strong vines.

SWEET POTATOES

Standard weight of sweet potatoes 50 pounds per bushel.

MULKEY'S GOLDEN—Is a new variety carefully bred up for a number of years, and is now quite thorough-bred. In outward appearance it very much resembles the Yellow Jersey,

but is much larger and a heavier producer, making it more profitable to grow. This fine new sweet potato is very smooth and attractive in appearance, and of very regular shape. In quality it is just as fine as in appearance. Wherever it is put on the market it takes first place. People who have used it invariably call again for "Mulkey's Golden." The shape is quite oval, or somewhat pear shape; outside color very rich yellow; inside color yellow mixed with red, turning golden-yellow when cooked. Very sweet and rich. The favorite of all who have used it.

SOUTHERN QUEEN—Early, improvement on the white yam, very large size.

YELLOW NANSEMOND—Standard variety for main crop, good keeper, fine flavor.

RED NANSEMOND—The best red sweet potato

YELLOW JERSEY—Similar to above shorter and thicker in size

RED BERMUDA—Extra large size, pale red, good yielder, but poor keeper.

BLACK SPANISH—Late variety; of dark red color, good keeper of fine quality.

Prices on above varieties: Pound 5c, 10 pounds 45c, 25 pounds \$1.00. Ask for price in larger quantity

Sweet Potato Plants

Will be in position to furnish plants between April 25th and May 5th. Will be ready to name prices four to five days before time mentioned. In writing be sure and state quantity of plants you wish, also the varieties you prefer.

During the season will have plants of the following named Vegetables and Flowers: prices will be quoted upon receipt of your inquiry, stating kind and quantity of plants you wish to purchase:

**CABBAGE
EGG PLANT
CAULIFLOWER
PEPPER
CELERY
TOMATO**

**PANSY
HARDY PHLOX
GOLDEN GLOW
GERANIUMS
VERBENAS
PETUNIAS, etc.**

Herbs, Jerusalem Artichokes and Peanuts

USEFUL HERBS

A few **POT HERBS** and **SWEET HERBS** should have a place in every vegetable garden. A very small space in the garden will give all the herbs needed by a family. Culture is very simple the best way is to make seed bed in the early spring and set the plants out in beds as soon as large enough. As a general rule it is best to cut the herbs when in flower, tie them up in small bunches and hang in the shade to dry.

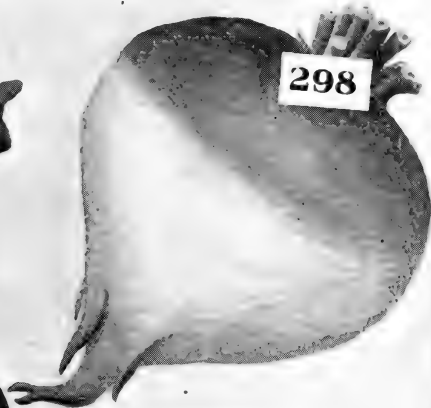
	Oz.	½-oz.	¼-oz.
302. ANISE.....	10c.	5c.	
303. BASIL, SWEET.....	20c.	10c.	
304. CARAWAY.....	10c.	5c.	
305. CATNIP.....	30c.	15c.	10c.
306. CORIANDER.....	10c.	5c.	
307. DILL.....	10c.	5c.	
308. FENNEL, SWEET.....	10c.	5c.	
309. MARJORAM, Sweet.....	20c.	10c.	
310. ROSEMARY.....	40c.	20c.	10c.
311. EUP.....	15c.	10c.	
312. SAGE.....	15c.	10c.	
313. SUMMER SAVORY.....	20c.	10c.	
314. LAVENDER.....	20c.	10c.	
315. THYME.....	20c.	10c.	

JERUSALEM ARTICHOKEs

A well known vegetable produced from tubers like potatoes, which they resemble. Excellent food for hogs. Give best results in light, rich soil. Plant like potatoes and as early as the ground will permit; can remain in ground all winter as freezing does not injure feeding value. Ask for price.

PEANUTS

The Peanut thrives and produces best crops in a light, sandy fertile soil with a good clay sub-soil. It has long tap roots which extend deep into the earth, thus drawing nutriment that is beyond the reach of many of our cultivated crops. The soil should be deep and mellow, and well broken up for planting as soon as frosts are over—April is a good time. They should be shelled and planted two in a hill, with the hills 2 feet apart, rows 3 ¼ feet apart; cover the nuts 2 or 3 inches deep. When they come up thin to two plants in a hill; if some vacant places transplant. Pound 15c, 2 pounds for 25c, postage extra.





FLOWER SEEDS

A large number of our customers have indicated a desire to buy the hardy annual Flower Seeds in bulk quantities. Therefore, we have decided to add the most popular varieties. We have endeavored to list, only, the best sorts of each general family, and feel confident that each kind will prove to your satisfaction. Flowers add to the content of each member of your family and are well worth the outlay of money, time and labor expended on them.

Culture—A common mistake in sowing flower seeds is covering too deep. As a general rule, cover only to a depth of the thickness of the seeds, like Zinnias, etc., half an inch is alright.

Such fine seeds as Portulacas need only to be pressed into the soil with a piece of board. Always press the earth down firmly after sowing all flower seeds, else there is danger of drying up before the roots secure a firm hold of the soil. Seeds of the hardier annuals may be sown where they are to grow; but as a rule it is preferable to transplant, as the plants are generally stronger and stand the drought better. During dry weather, and when the seedlings are first set out, they should be watered frequently. Provide support for such plants as require it. The weeds should be kept down and the ground loosened often, so that the plants will receive the full benefit of the rains and dews, which are not available if the ground is allowed to become hard and baked.

Aster

The Aster is hardy and easily grown, growing into greater favor each year. Plants from seed sown in the open ground in May bloom in August, September and October. For early flowers, sow in March or April in cold-frames, pots or boxes in the house. Cover the seed about $\frac{1}{2}$ inch deep with rich, light soil, and when the plants have three or four leaves transplant about 18 inches apart each way into well prepared beds. Small quantities of unslaked lime, or fresh wood ashes, stirred into the surface of the beds, help to keep disease and insects from the roots.

321. QUEEN OF THE MARKET—The best early Aster. $\frac{1}{4}$ oz. 10c, $\frac{1}{2}$ oz. 20c, oz. 40c.

322. COMET—Very artistic; the outer petals wavy; inner petals curled and twisted; flowers of extraordinary size and beauty. Packet 10c, $\frac{1}{4}$ ounce 25c, $\frac{1}{2}$ ounce 50c, ounce \$1.00.

323. BALL OR JEWEL—Flowers round; desirable for cutting; long stems. Packet 10c, $\frac{1}{4}$ ounce 25c, $\frac{1}{2}$ ounce 50c, ounce \$1.00.

324. BRANCHING—Broad, handsome bushes; long stemmed, large and long petaled flowers. Mixed colors. $\frac{1}{4}$ oz. 10c, $\frac{1}{2}$ oz. 20c, oz. 40c.

325. OSTRICH PLUME—Fine for cutting. Mixed colors. Packet 10c, $\frac{1}{4}$ oz. 25c, $\frac{1}{2}$ oz. 50c, ounce \$1.00.

Ageratum

For strengthening the garden's color forces in blue no annual is so good as the Ageratum, which shows some exquisite shades of this color.

316. MEXICANUM—Flowers blue, $1\frac{1}{2}$ feet high. $\frac{1}{4}$ ounce 10c, $\frac{1}{2}$ ounce 20c, ounce 40c.

317. MEXICANUM—Dwarf Blue—Fine for borders; 9 inches. $\frac{1}{4}$ oz. 15c, $\frac{1}{2}$ oz. 25c, oz. 50c.

318. MEXICANUM—Princess Victoria-Louise—Dwarf light blue, white center. $\frac{1}{4}$ ounce 20c, $\frac{1}{2}$ ounce 40c, ounce 75c.

Alyssum

Fine for borders and edgings and for cutting sow thickly so as to form masses, early in the spring. Cut back after the first flowers fade and others will come.

319. SWEET ALYSSUM—Fragrant white flowers all summer. $\frac{1}{4}$ oz. 5c, $\frac{1}{2}$ oz. 10c, oz. 20c.

320. LITTLE GEM—Grows erect, 6 inches, $\frac{1}{4}$ ounce 10c, $\frac{1}{2}$ ounce 15c, ounce 30c.

Balsam

The Balsam loves hot sun, rich soil and plenty of water. The plants are quick growers and seed sown in the open ground in May soon form handsome bushes, thickly massed with large, rose-like flowers. Transplanting two or three times has a tendency to dwarf the plants into better shape and to make the flowers more double. Balsams need 12 to 18 inches of space each way.

326. DOUBLE FINEST MIXED — $\frac{1}{4}$ ounce 10c, $\frac{1}{2}$ ounce 15c, ounce 30c.

327. CAMELLIA FLOWERED—MIXED — The best colors. $\frac{1}{4}$ oz. 15c, $\frac{1}{2}$ oz. 25c, oz. 50c.

Ornamental Bean

328. SCARLET RUNNER BEAN—Ornamental and useful. The vine is graceful; flowers are of a brilliant scarlet, and the beans are of an excellent quality, either when shelled or in a dry state. Pound 25c.

Calendula


Hardy annuals about a foot high. The seed may be sown in the open ground early in the autumn. The flowers show every shade of yellow, are produced in profusion, and are effective in beds or back-grounds.

329. OFFICINALIS GRANDIFLORA — Double mixed. $\frac{1}{4}$ oz. 5c, $\frac{1}{2}$ oz. 10c, oz. 20c.

The prices named herein are NET CASH at WICHITA. If you desire shipment by mail, add postage at the rate of 8 cents per pound. We pay postage on all ounce and $\frac{1}{4}$ pound orders.



322



324



334



343



340



326



FLOWER SEEDS

CONTINUED

Candytuft

These flowers are among the best for edgings and massing and for cutting. Sow out doors in April, where they are to bloom, and thin well when the plants are about an inch tall. Sow again in a month, and then late in July for fall blooming. Use rich soil and water freely.

330. AMARA—White. 1 foot. $\frac{1}{4}$ oz. 5c, $\frac{1}{2}$ ounce 10c, ounce 20c.

331. CORONARIA—(Rocket Candytuft)—Large flowers. $\frac{1}{4}$ oz. 5c, $\frac{1}{2}$ oz. 10c, oz. 20.

332. DWARF HYBRIDS—Mixed colors; 6 inches. $\frac{1}{4}$ oz. 10c, $\frac{1}{2}$ oz. 20c, oz. 40c.

Celosia

Beautiful foliage plants blooming in late summer and autumn, and producing large, showy plumes, curled and curved, resembling ostrich feathers.

334. TALL—Finest mixed. $\frac{1}{4}$ ounce 10c, $\frac{1}{2}$ ounce 20c, ounce 40c.

Centaurea

C. CYANUS—The popular corn flower, is also known as "Ragged Sailor," "Ragged Robin" and sometimes as "Bachelor's Button." These bright-flowered plants of hardiest nature and simple culture, are esteemed among the most attractive and graceful of all the old-fashioned flowers. When placed in water the flowers increase in size. **PERENNIAL FLOWERING.** Select a dry, sandy soil of moderate fertility.

354. MARGUERITE—Pure white, delightfully scented; forms stocky, well budded little bushes, $1\frac{1}{2}$ feet. $\frac{1}{4}$ ounce 10c, $\frac{1}{2}$ ounce 20c, ounce 40c.

336. CYANUS—(Cornflower)— $\frac{1}{4}$ ounce 5c, $\frac{1}{2}$ ounce 10c, ounce 20c.

337. IMPERIALIS—(Sweet Sultan)— $\frac{1}{4}$ ounce 10c, $\frac{1}{2}$ ounce 20c, ounce 40c.

Clarkia

These are among the prettiest native hardy annuals. They bloom freely and have flowers of such various colors that a bed of them in full bloom is a beautiful sight. They are useful, too, for hanging baskets, and as edging plants. Sow outdoors in early spring and grow in partial shade. They bloom through midsummer to late autumn.

338. DOUBLE MIXED— $\frac{1}{4}$ oz. 5c, $\frac{1}{2}$ oz. 10c, oz. 20c.

Cosmos

A strong, tall-growing annual, its bold flowers have an exquisite daintiness and airiness, heightened in effect by their foliage-setting of feathery green. It is most effective when planted against evergreens or fences. If topped when half-grown the plants will bloom earlier.

339. FINE MIXED— $\frac{1}{4}$ oz. 10c, $\frac{1}{2}$ oz. 15c, ounce 30c.

Delphinium

(Larkspur)—The brilliant flowers are strongly effective in beds or masses, borders, or in combination with white lilies. Ordinarily the tall sorts are planted among shrubbery, or as a background for dwarfs. Some of the species flower both early and late; the season for all can be prolonged by cutting away withered flower stems. All varieties are easily cultivated, but show finest blooms in a soil deeply dug and well enriched with old manure. They must have plenty of room to grow; $1\frac{1}{2}$ to 2 feet each way is about right for the taller sorts.

340. TALL ROCKET—Long, showy spikes, 2 ft. $\frac{1}{4}$ ounce 5c, $\frac{1}{2}$ ounce 10c, ounce 20c.

341. CHINESE MIXED—(Tall)—2 feet. $\frac{1}{4}$ ounce 10c, $\frac{1}{2}$ ounce 15c, ounce 30c.

342. CHINESE MIXED—(Dwarf)— $\frac{1}{4}$ oz. 10c, $\frac{1}{2}$ ounce 15c, ounce 30c.

Eschscholtzia

(California Poppy)—An annual very bright and rich in its pure tints of yellow and orange. The plants average about a foot in height, with silvery foliage, and produce their large poppy-like flowers from early spring until frost. They are most effective when grown in beds of considerable size, over which the seed may be sown broadcast thinly, and lightly raked in. These sowings may be made in early spring, or late in autumn for earlier germination, blooming the next spring.

343. CALIFORNICA—Rich yellow. $\frac{1}{4}$ ounce 5c, $\frac{1}{2}$ ounce 10c, ounce 20c.

344. DOUGLASII—Yellow, very early flowering. $\frac{1}{4}$ ounce 10c, $\frac{1}{2}$ ounce 15c, ounce 30c.

345. MIXED— $\frac{1}{4}$ oz. 5c, $\frac{1}{2}$ oz. 10c, oz. 20c.

Foxglove

(Digitalis)—The tall flower-stems of the Foxgloves are particularly handsome when seen growing among shrubbery, or in bold masses. Used as a background for lower plants they are also fine. Often the spikes are 2 or 3 feet long and thickly strung with scores of showy, thimble-shaped flowers. Seed may be sown outdoors in spring and the seedlings transplanted where they are to grow. Average height 2 to 3 feet. When the center spike begins to fade it should be cut out and the side shoots will grow more vigorously.

346. MIXED— $\frac{1}{4}$ ounce 5c, $\frac{1}{2}$ ounce 10c, ounce 20c.


Godetia

Free-blooming annuals, with widely opened flowers of satiny texture and of the most delicate and lovely colors. Beautiful for solid beds, for pots and to grow in shaded places, where so few really fine flowers will flourish. Sow seed in the open in spring, or in a cold-frame, and transplant seedlings to stand about a foot apart in rather thin soil.

347. TALL—Fine mixed. $\frac{1}{4}$ ounce 5c, $\frac{1}{2}$ ounce 10c, ounce 20c.

348. DWARF—Fine mixed; $\frac{1}{4}$ ounce 10c, $\frac{1}{2}$ ounce 15c, ounce 30c.

The price named herein are NET cost at WICHITA. If you desire shipment by mail, add postage at the rate of 8 cents per pound. We pay postage on all ounce and $\frac{1}{4}$ pound orders.





FLOWER SEEDS

CONTINUED

Marigold

These flowers are valuable because they light the garden with a grand glitter of yellow far into the frosts of autumn. The dwarf varieties make a fine border for taller sorts, and both are effective when planted in groups or in garden borders. Hardy annuals; average height 1½ to 2 feet.

349. AFRICAN DOUBLE—Fine mixed. ¼ ounce 10c, ½ ounce 15c, ounce 30c.

350. AFRICAN DOUBLE—Dwarf. Fine Mixed. ¼ oz. 10c, ½ oz. 15c, oz. 30c.

Mignonette

Every garden should have Mignonette in plentiful supply. The seed can be grown at any time, and if successive sowings are made its fragrant, modest colored flowers may be gathered outdoors until November. Sow in pots or boxes under glass in February or March, and thin or pot off the seedlings to make good plants for bedding out about April 1st. Sow out doors in rows about April first and again regularly at intervals of about three weeks until August, a row or two at a time for succession.

351. RESEDA ODORATA—Sweet Mignonette; ¼ ounce 5c, ½ ounce 10c, ounce 15c.

352. GRANDIFLORA—Large flowers. ¼ ounce 5c, ½ ounce 10c, ounce 15c.

353. MARVEL OF PERU—(Four O'clock)—Is a brilliant and showy annual and when planted in beds or masses, their compact growth, rich, glossy leaves, together with profusion of bloom present a gorgeous sight during the afternoon. ½ ounce 5c, ounce 10c.

Nasturtiums

A marvelous range of new colors has been developed in this favorite flower, which for four or five months of the season makes a better display than almost any other plant. No other annual will produce such a lavish profusion of flowers for so long a time with the same small out-lay of time, labor and money. The maximum of bloom is produced in thin soils, and with never a let-up through the hottest weather. In soils too rich leaves predominate, and the plants are apt to rot off in wet weather, especially if standing too close.

Dwarf or Tom Thumb Nasturtiums

These have a compact habit and attractive foliage, are not disturbed by insects, bloom in two months from sowing in open ground and most profusely the whole season.

355. AURORA—Yellow veined, ½ oz. 10c, oz. 15c.

356. BRONZE—½ oz. 10c, oz. 15c.

357. RUBY KING—Crimson. ½ oz. 10c, ounce 15c.

358. CRYSTAL PALACE GEM—½ oz. 10c, ounce 15c.

359. CLOTH OF GOLD—Golden foliage, brilliant scarlet flowers. ½ oz. 10c, ounce 15c.

360. SPOTTED—½ oz. 10c, oz. 15c.

361. YELLOW—½ oz. 10c, oz. 15c.

362. MIXED COLORS—½ oz. 5c, oz. 10c, ¼ pound 25c, pound 60c.

Tall or Climbing Nasturtiums

Besides their ordinary garden use for trailing over fences, trellises, walls, etc., these can also be grown as pot plants for winter flowering, as screens, or as trailers for hanging baskets and vases.

364. CHAMELEON—Various colored. ½ ounce 10c, ounce 15c.

365. EDWARD OTTO—Brownish lilac. ½ ounce 10c, ounce 15c.

366. DARK CRIMSON—½ ounce 10c, ounce 15c.

367. HEINEMANNI—Silky bronze chocolate ½ ounce 10c, ounce 15c.

368. KING THEODORE—Black. ½ ounce 10c, ounce 15c.

369. REGELIANUM—Ruby violet. ½ oz. 10c, ounce 15c.

370. VESUVIUS—Rich, terra-cotta red. ½ ounce 10c, ounce 15c.

371. VON MOLTKE—Shining bluish-rose. ½ ounce 10c, ounce 15c.

372. MIXED COLORS—½ oz. 5c, ounce 10c, ¼ pound 25c, pound 60c.

Phlox Drummondii

The annual Phloxes are dazzling in effect, particularly so when sown in masses or beds of contrasting colors. Few flowers are so easy to grow from seed, so pretty and compact in habit, so quick to bloom, or give such a brilliant display of color for so little cost and care. If given good soil and plenty of water, they furnish a long supply of delicate flowers for cutting. The first sowings should be made as soon as the frost is out of the ground in spring; later ones in May either where the plants are to bloom, or in a seed-bed, as the Phlox transplants readily. In transplanting, set the taller kinds about a foot apart; if planted too thickly they suffer from mildew. Average height, 1 foot.

373. GRANDIFLORA—Mixed—This section has beautiful, round petaled flowers, larger than the older sorts; showy and constant. Mixed packet 10c, ¼ oz. 20c, ½ oz. 40c, oz. 75c.

374. SMALL-FLOWERED—(Star of Queensland)—Star shaped; many colors. Packet 10c, ¼ ounce 20c, ½ ounce 40c, ounce 75c.

The prices named herein are NET cost at WICHITA. If you desire shipment by mail, add postage at the rate of 8 cents per pound. We pay postage on all ounce and ¼ pound orders.



FLOWER SEEDS

CONTINUED

Pinks

(**Dianthus**)—In this large family are some of our most beautiful and best-loved flowers, unsurpassed for color and fragrance. They are hardy biennials that bloom finely the first season remaining green all winter and blooming the next year also, if lightly protected. Old plants flower the earliest, but as young ones give the largest, finest flowers, sowings are made every year. Seed can be sown under glass in the early spring, or in open sheltered bed. The seedlings are easily transplanted and should stand 8 to 12 inches apart; especially if large, brilliant flowers are desired. Average height 1 foot.

375. BARBATUS—(Sweet William)—Giant flowered, mixed colors. $\frac{1}{4}$ ounce 10c, $\frac{1}{2}$ ounce 20c, ounce 40c.

376. CHINENSIS FL. PL.—(Chinese or Indian Pink)—Mixed choice double. $\frac{1}{4}$ ounce 10c, $\frac{1}{2}$ ounce 15c, ounce 30c.

377. HEDDEWIGI—(Japan Pink)—Extra fine mixed single. $\frac{1}{4}$ ounce 10c, $\frac{1}{2}$ ounce 20c, ounce 40c.

378. IMPERIALIS FL. PL.—(Double Imperial Pink)—Choicest double mixed. $\frac{1}{4}$ ounce 10c, $\frac{1}{2}$ ounce 15c, ounce 30c.

Portulaca

This charming little annual is unrivaled for brilliancy among plants of slow growth. A sandy soil suits it best. Nothing is prettier for beds, edgings and rock work. As an undergrowth for taller plants it is also valuable. Through the driest, hottest seasons it flourishes amazingly, carpeting the ground with a mat of foliage that in the forenoon is hidden by gayest flowers. The seed does not germinate until hot weather, and should be sown late. Beyond the sowing, this plant requires little care. Average height, 6 in.

F 379. GRANDIFLORA—Fine mixed. Packet 5c, $\frac{1}{4}$ ounce 10c, $\frac{1}{2}$ ounce 15c, ounce 30c.

Ricinus

380. (ORNAMENTAL CASTOR BEAN)—Fine mixed. $\frac{1}{2}$ ounce 5c, ounce 10c.

Sweet Peas

This splendid flower is so well known that it is not necessary to enter in detail of description. A deep, rich, moist soil is best suited to Sweet Peas. They are usually grown in double rows, with a wire support between. For each double row make the drills about 5 inches deep, and 10 inches apart. Sow plentifully, covering about 2 inches deep, and by degrees, as the vines grow up, fill the trenches with soil, and thin out to about 6 inches apart. Spring sowing should be made just as early as the ground can be prepared; frost does not hurt the little seedlings. A liberal use of bone meal worked into the soil will give excellent results.

381. ROSS BROTHERS "Splendid Mixture of Sweet Peas" comprises 50 of the very best varieties of Sweet Peas. $\frac{1}{2}$ ounce 5c, ounce 10c, 4 ounces 20c, pound 50c. If wanted by mail, add 8c per pound.

389. ADMIRATION—A most delicate pinkish lavender. $\frac{1}{2}$ oz. 5c, oz. 10c, lb 50c.

390. BLACK KNIGHT—Deep Maroon. $\frac{1}{2}$ ounce 5c, ounce 10c, pound 85c.

388. GLADYS UNWIN—New; pale, rosy pink. $\frac{1}{2}$ oz. 5c, oz. 10c, lb 75c.

391. HELEN PIERCE—New; blue with dark grain markings. $\frac{1}{2}$ oz. 5c, oz. 10c, lb 85c.

392. ROMOLO PIAZANNI—New; true violet blue. $\frac{1}{2}$ oz. 5c, oz. 10c, lb 80c.

393. PRIMA DONNA—A beautiful bright shade of dark pink, flowers of large size and fine form. $\frac{1}{2}$ oz. 5c, oz. 10c, lb 50c.

394. SADIE BURPEE—White-seeded; pure white flowers of large size. $\frac{1}{2}$ oz. 5c, oz. 10c, lb 50c.

395. KATHERINE TRACY—Soft rosy pink, lighter color at edges. Fine large bloom. $\frac{1}{2}$ ounce 5c, ounce 10c, pound 50c.

396. EXTRA EARLY BLANCHE FERRY—Standard bright rose pink, wings crimson, white tinted with rose. $\frac{1}{2}$ oz. 5c, oz. 10c, lb 30c.

397. KING EDWARD VII—The large flowers are almost self colored, standard is of a bright crimson-scarlet, wings of same shade of color. The stems are long. $\frac{1}{2}$ oz. 5c, oz. 10c, lb \$1.00. Postage extra 8 cents per pound.

Spencer Type Sweet Peas "Orchid Flowered"

382. PRIMROSE SPENCER—The flowers are well placed on strong thick stems, 10 to 12 inches long. The waved standard frequently measures $1\frac{3}{4}$ inches across, by about $1\frac{1}{4}$ in. deep. The color is a pronounced Primrose or creamy yellow throughout, both standard and wings. $\frac{1}{2}$ ounce 10c, ounce 20c, $\frac{1}{4}$ pound 60c, pound \$2.00.

383. WHITE SPENCER—It is white-seeded and the flowers extremely beautiful. The standard measures from $1\frac{3}{4}$ to 2 inches across by $1\frac{3}{4}$ inches in depth. The flowers are borne 3 and 4 to the stem and are uniformly well placed. The stems are extra strong and measure from 12 to 15 inches in length. $\frac{1}{2}$ ounce 10c, ounce 20c, $\frac{1}{4}$ pound 60c, pound \$2.00.

384. COUNTESS SPENCER—The coloring is a soft rose-pink, which deepens at the outer edges and becomes still richer in cool weather. The plant is a strong vigorous grower, and the large flowers are borne 3 and 4 upon long stiff stems. $\frac{1}{2}$ ounce 10c, ounce 20c, $\frac{1}{4}$ pound 60c, pound \$2.00.

385. GEORGE HERBERT SPENCER—Bright rose-carmine. Large open and wavy form of the Countess Spencer type. $\frac{1}{2}$ ounce 10c, ounce 20c, $\frac{1}{4}$ pound 60c, pound \$2.00.

386. KING EDWARD VII SPENCER—The standard and wings are a deep, rich carmine-scarlet of glossy effect; large flowers. $\frac{1}{2}$ ounce 15c, ounce 25c, $\frac{1}{4}$ pound 90c, pound \$3.00.

387. MRS. ROUTHAN SPENCER—Buff or apricot ground suffused with delicate pink. The flowers are of largest size thoroughly crimped and waved; of the true Spencer type. $\frac{1}{2}$ ounce 15c, ounce 25c, $\frac{1}{4}$ pound 90c, pound \$3.00. Postage extra 8 cents per pound.

The prices named herein are NET cost at WICHITA. If you desire shipment by mail add postage at the rate of 8 cents per pound. We pay postage on all ounce and $\frac{1}{4}$ pound orders.



FLOWER SEEDS

CONTINUED

Zinnia

Few flowers are so easily grown from seed in the open ground, or bloom so abundantly and continuously through the entire season as this hardy annual. During the month of August, Zinnias are very bright. We recommend a free use of them for groups, beds, borders, and summer hedges. Sow seed in the open ground early in spring. Average height 1½ to 2 feet.

398. SINGLE MIXED—¼ oz. 5c, ½ oz. 10c, 1 oz. 20c.

399. DOUBLE MIXED—¼ oz. 10c, ½ oz. 15c, 1 oz. 30c.

DORMANT BULBS

Caladium

Culture—The ground should be deeply spaded and enriched with well-rotted manure to the depth of 8 or 9 inches. The bulb should be planted about 6 inches below the surface of the ground. Water should be applied regularly but in small quantities until after foliage shows above the ground; then the plant requires plenty of water to produce large leaves. It is not unusual for leaves to measure between 3 and 4 feet long and 14 to 18 inches in width.

ESCULENTUM OR ELEPHANTS EAR—A grand foliage plant, for lawn, or garden.

404. BULBS—Size 6 in. in circumference. Each 10c, 2 for 15c. Postage extra 2c each.

405. BULBS—Size 9 inches in circumference. Each 15c, 2 for 25c. Postage extra 3c each.

406. BULBS—Size 12 inches in circumference. Each 20c, 2 for 35c. Postage extra 5c each.

Begonias

Culture—This beautiful flower gives best results if planted where it will have partial shade from the hot sun during the afternoon. The bulbs should be set about 6 inches apart in well enriched soil. They should be planted about 2 inches deep; requires a minimum amount of water to start off well.

407. SINGLE WHITE—Each 7c, 3 bulbs 20c.

408. SINGLE YELLOW—Each 7c, 3 bulbs 20c.

409. SINGLE SCARLET—Each 7c, 3 bulbs 20c.

410. SINGLE PINK—Each 7c, 3 bulbs 20c, 40c.

411. DOUBLE WHITE—Each 15c, 3 bulbs 40c.

412. DOUBLE SCARLET—Each 15c, 3 bulbs 40c.

413. DOUBLE PINK—Each 15c 3 bulbs 40c.

We pay postage.

Vines

400. MOONFLOWER—Sow in open ground as soon as danger of frost is over. Grows 15 ft. ½ ounce 5c, ounce 10c.

401. MIXED CYPRESS VINE—The Cypress has graceful and beautiful dark-green, leathery foliage. For a trellis or ornamenting the trunks of trees it is unexcelled. ¼ ounce 5c, ½ ounce 10c, ounce 20c.

402. WILD CUCUMBER—This is one of the quickest growing climbers, it often grows 30 feet in one season; is thickly dotted with pretty, white, fragrant flowers. It will quickly cover an old tree or an unsightly building. ½ ounce 5c ½ ounce 10c, ounce 20c.

403. MOMORDICA—(Balsam Apple)—Annual climber with ornamental foliage, makes 10 to 12 feet growth. The large, reddish-yellow fruit is warted and roughened, and is attractive in appearance. ¼ oz. 5c, ½ oz. 10c, oz. 20c.

Gloxinias

414. SCARLET—Each 10c, 3 bulbs 25c.

415. PURE WHITE—Each 10c, 3 bulbs 25c.

416. BLUE WITH WHITE THROAT—Each 10c, 3 bulbs 25c. We pay postage.

Cannas

Culture—It is possible to use Cannas in a great variety of ways to secure different effects. If you want to hide a lattice or fence, they may be planted in rows, and bulbs should be set 6 to 8 inches apart, ground should be enriched and the bulbs set 3 to 4 inches deep, as early as the soil becomes warm in the spring. The Orchid flowered kind of Cannas produce the most beautiful bloom. The flowers are much larger than the ordinary kind. They may be planted in solid beds or used as centers for beds of mixed flowers.

417. CHARLES HENDERSON—A popular crimson of uniform habit, 3½ feet.

418. DAVID HARUM—Dark Bronze foliage. Strong grower and one of the freest blooming Cannas we have ever seen. 3½ feet.

419. QUEEN CHARLOTTE—Rich orange-scarlet with broad gilt edge. 4 feet.


420. SECRETAIRE CHABANNE—Distinct and pleasing salmon; very free; a fine bedder; 3 feet.

421. SOUVENIR D'ANTOINE CROZY—Intense crimson-scarlet, with a broad golden-yellow border, an exceptionally free-flowering variety, and the brightest of the gilt-edged sorts; green foliage; 3½ feet.

422. MILWAUKEE—Flower rich, deep maroon, darker than the Duke of Marlborough. Darkest of all Cannas. 3½ to 4 feet.

423. BETSY ROSS—Compact, bushy habit. Flowers are large and of a beautiful pink. We consider this the only pink variety worth growing. Green foliage; 3½ feet. **Prices on next page.**

The prices named herein are NET cost at WICHITA. If you desire shipment by mail, add postage at the rate of 8 cents per pound. We pay postage on all ounce and ¼ pound orders.



381

383

384

399

446

428

433

423

448



DORMANT BULBS

CONTINUED

Orchid Flowered Cannas

424. ALLEMANIA—Pleasing dark salmon with golden markings.

426. BURBANK—5 foot Orchid, canary-yellow with scarlet spots; beautiful.

The above varieties 10c each, \$1.00 per dozen; postage extra 2c each.

427. KING HUMBERT—It is a cross between the Orchid Flowering and the French or Crozy type, combining the best features of both—the large flowers of one with the free-blooming character of the other; the handsome leathery foliage with broadest leaves. Each 15c; \$1.50 per doz. Postage extra 2c each.

Dahlias

Should be planted the latter part of March or the first of April, just as soon as the frost is all out of the ground. Spade the ground deep, then rake in well-rotted stable manure until the soil is quite mellow; then plant bulbs (stem end up) 3 or 4 inches below the surface of the ground.

Our stock of Dahlia bulbs include the most useful varieties for garden planting and for cut-flowers. We feel certain that you will be well pleased with any selection that you may make from this list.

428. DOUBLE DAHLIAS—Spotted red and white. Lavender and white. Sulphur bronze.

429. CANARY YELLOW—Double mixed colors.

The above kinds, first size bulbs 15c, 2 for 25c, \$1.25 per doz.; second size bulbs 10c each, 3 for 25c, 85c, per dozen; third size 5c each.

430. CACTUS DAHLIAS—Make finer appearance than the original type; the colors are principally dark, some velvety red, others almost black; they come in both single and double kinds.

First size bulbs 15c, each, 2 for 25c, \$1.25 per dozen; second size 10c each, 3 for 25c, 90c per dozen. Postage prepaid on single bulbs. If a large quantity of bulbs are wanted write for special prices.

Gladioli

Gladioli are easily grown. Any good soil suits them. Plant as soon as all danger from frost is past, about 3 inches deep and 7 or 8 inches apart. By planting at intervals up to July first these beautiful flowers can be had in bloom all through the summer and fall.

431. AMERICA—Spikes 2 to 3 feet long, upon which flowers of good size are well arranged; color, soft lavender-pink, almost a tinted white. 10c each. \$7.50 per 100.

432. AUGUSTA—Lovely pure white with blue anthers. Strong, straight spike often having two or three branches. 5c each. \$2.50, per 100.

433. GIANT PINK—Large flowers, dark pink shade, with brilliant throat marking of dark red; tall, strong grower. 10c each. \$8.00 per 100.

434. MADAM MONNERET—Delicate rose; late bloomer. First size 5c each. \$2.50 per 100.

435. MAY—Lovely pure white, finely flaked; bright rosy crimson; strong spike; per 100 for forcing. First size, 5c each. \$2.50 per 100.

436. SNOWBANK—Fine spike of well-formed flowers; white, with a slight stain of red at base of petals. 10c each. \$7.50 per 100.

437. VICTORY—Flowers of medium size, well arranged on a strong straight spike and many open at the same time. Color delicate sulphur-yellow, lower petals shaded a deeper yellow. Without doubt the best yellow variety yet introduced. 15c each. \$12.50 per 100.

437. SILVER TROPHY STRAIN, MIXED—The best new Hybrid Seedlings. The world's commercial strains offer few equal to and none better than these. They should be largely planted. All different shades included in this mixture. 5c each. \$4.00 per 100.

438. GROFF'S HYBRID SEEDLINGS—A choice selection of all different colors. Splendid varieties. First size 3c each. \$1.50 per 100.

439. MEADOWVALE MIXTURE—Including the largest number of the most magnificent varieties of any popular mixture of commerce. First size, 3c each. \$1.50 per 100.

440. WHITE AND LIGHT SHADES—A splendid mixture. 3c each. \$1.50 per 100.

441. PINK AND ROSE SHADES—Choice selection of pink and rose shades. 3c each. \$1.25 per 100.

442. STRIPED AND VARIEGATED—Desirable for bedding. 3c each. \$2.00 per 100.

443. COWEE'S GANDAVENSIS MIXTURE—Embrace hundreds of the more modern colors and many novelties. 3c each. \$1.25 per 100.

Orders for 10 bulbs or more, may be figured at the 100 rate.

Cinnamon Vine

Will make 12 to 15 ft. growth the first season. Bulbs 20c per doz. 2 year roots each 5c, doz. 50c.

Maderia Vine

444. One of the finest garden vines. Bulbs, each 5c, three for 10c, postpaid.

Hardy Lilies

445. AURATUM—8 to 9 inches; each 15c, 2 bulbs 25c, postpaid.

446. RUBRUM—8 to 9 inches; each 25c, 2 bulbs 40c, postpaid.

447. DOUBLE TIGER LILY—Each 10c, postpaid.

Tube Rose

448. ARMSTRONG'S EVER BLOOMING—5c each, 3 bulbs 10c, per dozen 30c. Postage extra 10c per dozen. Single bulbs postpaid.

449. DWARF EXCELSIOR PEARL—5 cents each, 3 for 10 cents, 30 cents per dozen. Postage 1 cent per bulb.

The prices named herein are NET cost at WICHITA. If you desire shipment by mail, add postage at the rate of 8 cents per pound. We pay postage on all ounce and ¼ pound orders.



Scientific Farming

To properly introduce this subject we quote the following from Dean Swift: "He that maketh two ears of corn, or two blades of grass to grow upon a spot of ground where only one grew before, deserves better of mankind, and does more essential service to his country than the whole race of politicians put together."

The more one reads history the more apparent does it become on every hand that the great minds of all ages have given credit to the farmer as the most useful citizen. Thomas Jefferson, writing to John Jay from Paris, said: "Cultivators of the earth are the most valuable citizens. They are the most vigorous and they are tied to their country and wedded to its liberty and interests by the most lasting bonds."

Continued cropping of the soil in past years, without returning any portion of the elements removed therefrom, has greatly reduced fertility in some localities. There is a way to avoid this loss, and "Scientific Farming" in the future must define, analyze, and show the cause of the decreased fertility, and then suggest plans for increasing the crop to maximum yield with the least expense, and at the same time INCREASE the FERTILITY of the soil.

WHY IMPROVED METHODS ARE NECESSARY

The cost of living expenses and labor has advanced with the increased population and the requirements of modern civilization. Farms are becoming smaller and the land more valuable, while the expense of operating them is increasing every year.

It has now become imperative that the production of each acre be increased so that the highest expense may be met without serious inconvenience to the farmer. There is only one way to do it—use improved methods of farming.

To be certain of producing larger yields of grain and grass crops it will be necessary to study the nature and character of the soil of each individual farm, and then determine the methods that can be used to improve it.

Scientific Farming

We have followed with interest the tests and experimental work that have been conducted by Mr. H. W. Campbell. The results secured by following the suggestions contained in Campbell's Soil Culture Manual have so largely increased the crops under unfavorable weather and soil conditions, that we firmly believe that the principle is correct. The farmers of the great Southwest should become better acquainted with this system and apply it on their farms.

Mr. Campbell has generously permitted us to use the following paragraphs from The Campbell Soil Culture Manual:

THE IDEAL FARMER

"One of the principles long followed in educational work is that the man who is well educated with a mind under good discipline, is fitted for almost any sphere in life. In recent years this theory has received some rude shocks, and school men are finding out that the man who is really educated is one who has some specialty

in which he is better than others. Therefore specialization has become the rule in schools and colleges and all walks of life.

So it is in Agriculture—men have found that it pays to learn all about the subject. Just because one is schooled in many books or has been successful in trade or a profession is not sufficient to qualify him for farming. He must know his subject and know it well. And at the basis of his science lies knowledge of the soil and its character and possibilities. The farmer must have a well trained mind, he must be keen of perception and broad-minded. But above all else, he must have adaptability.

Agriculture is a science with new problems every year, and where conditions change the application of the principles must change also. The farmer must meet conditions as he finds them. With the true principles well grounded in him, he must be ready to adapt himself to all conditions that may come up. Farming, for instance, in the lower portions of the Ohio and Mississippi valleys is comparatively easy. The farmer has water to waste, and he does let it go to waste. Of course he would do better farming if he did not waste the water but rather if he had it under perfect control.

As a matter of fact the men who have been making a success of farm operations in the region between the humid belt and the western mountains are men capable of working out hard problems. The early land seekers made the mistake of trying to farm as they did in the states where they formerly lived. The later farmers profited by their experience. As a result ideal homes are springing up all over the western states.

The ideal farmer is first of all a student, then an investigator, and finally a specialist; a man that is familiar with what is going on around him and yet intensely devoted to his own work.

There has been a great deal of tendency in recent years to follow the cry of "back to the farm;" but if the nature of the science were better understood and men were more familiar with what has been accomplished and what lies ahead, I feel sure that public sentiment would change radically and that rural life would be far more popular than it is now.

The men and women of the farm are being awakened to the fact that they are not mere toilers, but important factors in the affairs of the world. It is open to them to make real progress, for if they do all that they should they will discover methods of importance, and by their investigations show the way to better methods for the production of crops.

More and more it is becoming recognized that farming is the one business that all others depend upon. It supplies that from which all other developments proceed. It is not an incidental calling. It is the business of millions of the very best people of the earth. These people have a broader outlook and are facing greater possibilities than ever before.

The small farmer is the one who gets the most out of his work. He is the one who develops. He will follow the more intensive system of farming. He will do the most to develop his state and



country. And the small farmer is the one who makes the farm his home. He seeks comfort for himself and his children. He becomes a permanent fixture in his country. He builds good houses and barns, he gets the best cattle and horses and hogs, he has a garden of flowers and he plants trees. He wants the school-house to be located not far away and he willingly taxes himself for support of the school. He contributes to the erection of a church in the village and he is careful that the rural route and the co-operative telephone do not pass him by

The Ideal farmer makes the ideal farm, and in turn there is compensation quite enough.

SMALL FARMS; BETTER FARMING

Attention is turned properly to the problem of how to get more out of the land already under cultivation. Here is a great corn state and a

The profit of the average western farm is not half what it should be or could be in the farmer would utilize all present available knowledge.

Our farming methods compare unfavorably with those of other countries. Compared with the amount of land under cultivation, we do not use a sufficient number of teams, nor employ enough labor, nor have we the necessary equipment.

The estimated average value per acre of machinery, teams, buildings, and appliances in various countries is as follows:

In the United States.....	\$ 9.00
In England	40.00
In Germany from \$50.00 to	100.00

The total is governed to some extent by the special farming followed.

The returns per acre of land in these three countries show even a wider difference. The



Wheat on Burlington Farm, Holdredge, Nebraska. Yield per acre, 54 1/2 bushels, testing 64 pounds Grown under the Campbell System of "Soil Culture."

group of men conceive the idea that the average yield per acre of corn can be increased from 30 to 40 bushels or perhaps more. Great idea, and the people are delighted with the missionary work thus done. Another learns of a new variety of wheat more productive than another and he is hailed as a great benefactor.

The acres which lie in the so-called semi-arid belt have been utilized for grazing and they are yet our cheapest land. With the westward tide turned back from the coast and mountain, it has become necessary for something to be done to make these cheap acres yield more. The intelligent tilling of the soil on the dry prairies is enabling these farmers to double their crops. Instead of 7 to 10 bushels of wheat to the acre they are getting from 30 to 40, and getting it every year. Grain and hay yield in corresponding amounts. The result is exactly the same as that of opening up new land and increasing the acreage under cultivation. It is all that is left for the American farmer. He must farm better and get larger crops or admit that he has reached the limit of his productive capacity.

United States has soil equally as good, and much of it better, than in the other countries named, yet the wheat crop averaged a little over 14 bushels per acre for the whole country while England produced 32 bushels and Germany 33 1/2 bushels per acre. The difference is largely due to more scientific farming in the old world.

It has been abundantly demonstrated that if farming operations are carried on in the southwest under scientific soil culture, if care is taken to conserve the moisture and not to waste it, if the soil is so treated that its fertility will be made available, if there is plowing and packing and seeding and cultivation suited to the conditions as they exist in the vast region—then crops are large and sure, and farming becomes akin to an exact science. This can be done—is being done—will be done by millions where it is done by only a few to-day.

Better farming means better farms, more comfortable farm homes, happier farm families, better citizenship, more nearly an ideal farm life.



THE DISK HARROW

There is no tool the farmer can own that can be used in as many ways and under as many different conditions, and turn him as much profit, if judiciously operated, as a **disk harrow**. It can be used to good advantage when the plow could not be used.

It is **not**, however, a tool that can **take** the place of the **plow** and secure anything like fair returns, except in exceedingly favorable seasons when rain-fall is ideal and timely.

The great **value** of the disk harrow lies in its adaptability to **protection** of moisture, the preparation of the **surface soil** for the encouragement of rapid percolation of the rain-water, and in thoroughly pulverizing a somewhat cloddy plowed field and getting an **improved** physical or mechanical **condition** of the soil.

It has been used on thousands of acres instead of plowing, when it should have been used to precede the plow.

We most urgently advise the use of the disk early in the spring on all stubble ground or old fields intended for spring crops.

The **value** of this **early work** of the disk is inestimable, and the more arid the condition, the **greater** the **value** of this early use. No time should be lost after the soil has become sufficiently thawed and dry so that it will not stick to the disk.

For best results double disk the ground by **lapping one-half**, the object being to thoroughly pulverize and loosen the surface for the two-fold purpose. To loosen and form a **soil mulch** and **prevent** the loss of moisture by evaporation as well as to **break** the **hard crusted** surface and to promote a more rapid and complete percolation or soaking into the soil below of the early spring rains.

In addition to the subject of conserving and effectually storing the moisture, is another question not commonly considered, but of equal importance—that of the more ready **admission** of the **air** which is in two ways very advantageous, that of more quickly **warming** the **soil**, and promoting a more ready chemical action necessary to the development of fertility.

In still another season of the year we find the disk of equal value, that is immediately after the small grain or any other crop is removed. It is advised whenever possible to **follow** behind the harvester and not **allow** the soil to be exposed a single day to the sun's rays after the crop is gathered.

It is impossible to explain the value and importance of this work in sufficiently strong terms to permit the reader to grasp its full force and meaning in the small space we have available—pages 40-41-42 of Campbell's Soil Culture Manual give very explicit reasons.

PLOWING

The story is told by Count Tolstoy that a priest, seeing a peasant plowing, approached him and said: "If you knew you were to die to-night, how would you spend the rest of the day?" And the peasant promptly answered: "I would plow." It seems the priest thought the man would answer, "In confession," or "In prayer," or "At church." The priest heard the answer in surprise. He thought for a moment and then replied: "My friend, you have given the wisest answer a man can possibly make, for to plow is to pray, since the prayer of honest labor is always answered."

"Many have attempted to fix the time when the plowing should be done—whether early or late, fall or spring, in regard to which we would assert that there can be no fixed rule for time or depth of plowing.

For the purpose of securing the best results the farmer must first take the precaution to prepare the field for plowing as outlined in the chapter headed "The Disk Harrow."

We cannot put too much emphasis upon this part of the proper preparation of the soil. Bearing in mind that the all-important element for the successful growth of our crops is water, we must lose no opportunity of conserving and storing the water from the earliest part of the spring to late in the fall.

With the varied experiences of the average farmer throughout the west there has arisen a great variety of ideas with reference to depths of plowing, and whether it is advisable even to plow more than once in two or three years. Some have resorted to double-listing, each farmer believing he has conceived a very plausible reason why he should plow three or five inches or why he should not plow at all. I fully appreciate the honesty and good intentions of the farmer, but the reason there is such a great variety of opinion is because he does not grasp the importance of having a certain physical condition of the soil, one that is favorable to holding the largest amount of moisture to the square inch; one that is favorable to the most rapid movement of moisture by capillary attraction; one that is most favorable to the development of the greatest amount of available fertility, and one that is favorable to the most prolific growth and development of the lateral roots, with their thousands of little feeders. This condition cannot be secured at its best and the largest productive results obtained without thoroughly plowing, pulverizing and packing the soil each and every year.

All the above mentioned conditions are gained by plowing at a sufficient depth to stir the soil which will later contain the major part of feeding roots.

In further discussing the question of what is the **proper physical condition of the soil** when plowing is done. We would call your attention to the furrow as it is turned over by the plow, when the soil is simply moist—neither very wet nor very dry. How nicely each little particle of soil seems to separate one from the other, when, if too dry, a cloddy condition is observed; and the same is true when the soil is too wet. We should try to secure the most uniform, fine condition of our soil for the four-fold purpose above referred to. By close observation and careful attention to these important points, we may secure a crop result fully 100 per cent greater than we could obtain if these items were disregarded.

The proper depth of plowing, as we have previously attempted to show, must be governed very largely by the condition of the soil, the time of year that the plowing is done, the time it is to be seeded or planted, and the kind of tools you have for the after work. Take the average prairie soil, especially if level with a sandy loam formation; I advise plowing fully seven inches deep if seeded or planted soon after. But to do this and expect a fair crop, the soil must be moist and not wet. The surface must be thoroughly disked before plowing and the sub-surface packer **must follow close to the plow**. The plowing before noon should be packed before going to dinner, and that done in the afternoon packed before leaving the field at night, and then follow with the harrow to get the surface in good



condition before the clods get too dry. Land should not be plowed when in bad physical condition, good physical conditions are very necessary for an abundance of available plant-food. Refer to

pages 44 to 57 of Campbell's Soil Culture Manual for further information on the subject of plowing.

SUB-SURFACE PACKING

"By **sub-surface packing** we mean the packing and firming of the soil at the bottom of the ordinary furrow by a mechanical process and the elimination of open spaces between large lumps of the earth.

Sub-surface packing is a purely mechanical process, special tools are on the market for this work. Sub-surface packing of the soil is a process

loosened soil of the furrow. It is not compacting the surface layer as by the roller, for that merely invites waste of the land as dust. It has reference solely to that portion of the soil which lies near the bottom of the cultivated upper soil.

The sub-surface packer has a **vital** mission to perform. Its main object is not that of **aiding in storing the moisture in the soil**, but that of **controlling or equalizing the holding capacity of the soil for both air and water.**

It is not the purpose of this tool to simply hold up the present **normal** yield of crops, but to **greatly increase** the present average yield by from 50 to 250 per cent."

Pages 58 to 74 of Campbell's Soil Culture Manual are devoted to results secured by using the **sub-surface packer** and show how to make



Corn on Burlington Farm, Holdrege, Neb., handled by the Campbell System of Soil Culture, work beginning March 1st, 1910. Photographed Sept. 1st, 1910.

On March 1st, this land had no advantages over the field shown by photo No. 2. The general principles of the Campbell System was followed out both in the preparation and in its after cultivation. It had the same dry weather and hot winds, but stood the test due to care in conserving the moisture, and controlling it and the air by tillage. On Aug. 1st, when field No. 2 showed no moisture to a depth of over three feet, moisture was abundant in this field immediately below the loose mulch and to a depth of over two feet. See photograph No. 2.

of following the plow immediately or otherwise with the packer which will crush down the loose soil of the under portion of the furrow slice, breaking up the large lumps, compacting the whole so that the particles of soil lie closer together and form a perfect connection between the unbroken earth near the surface and the



Corn on field across the road and a little east of No. 1. Same level prairie, having the same rainfall and same sunshine. Photographed Sept. 1st, 1910.

This land was in practically the same condition on March 1st, as No. 1, was handled by what would invariably be considered a good farmer, but by the old or more common method. The burned condition and total failure of this field as shown is due to continued drouthy conditions for fully four weeks, in July. On August 1st, boring to a depth of fully three feet, the soil showed practically no moisture, the soil being so dry that it was drawn out of the hole with difficulty. See photograph No. 1.

an **ideal seed-bed, secure quick germination of the seed, and firmly establish a healthy root system.**

THE HARROW

"The harrow should closely follow the sub-



surface packer. So that a fine, loose mulch of 2 or 2½ inches in depth may serve the purpose of holding the moisture in the **seed-bed.** The harrow should again be used after each rain-fall that occurs before seeding, thus the seed-bed would be kept in perfect condition.

CULTIVATION OF THE SOIL

The cultivation of the soil embraces, in a general way, about all of farming that relates to crop growing, but in a more restricted sense relates merely to the treatment of the surface of the soil during the crop growing period. It is absolutely necessary to good farming that the farmer have a clear understanding of the philosophy of soil cultivation. The processes necessary to securing good crops cannot be put on a diagram that all may read. There are two vital points in regard to the successful growing of crops in the western country. The first is the importance of getting all the water possible into the ground, and second, using every possible means to conserve or retain it there.

To be successful the farmer must grasp the full importance of doing all his work just at a time when the condition of the soil is best adapted. The idea that by plowing to-day we may get 10 bushels of wheat to the acre, when if we plowed the ground 4 days later we could get 15 bushels or vice versa seems rather ridiculous. While these statements and the figures used, may in most cases be a little strong, yet it is a fact that the average yield of a field is frequently increased or decreased quite a per cent by a few days variation in the time the work is done. The exact time for the cultivation of a field cannot be fixed by any arbitrary rules. Certain things can be stated, as for instance—

Too moist soil will settle, so that you have accomplished nothing by cultivation.

Too dry soil will break up into clods and the surface mulch will be imperfect.

Too wet soil will when cultivated, form a connection between the surface and the sub-soil, so that moisture will be steadily carried to the surface.

Too dry soil will be left by cultivation so that the air goes down into it and carries away moisture.

But you should always cultivate immediately or as soon after a rain as the soil conditions be-

come suitable. One of these conditions is that the soil does not adhere to the cultivator or tool used. Usually soil sufficiently dried so it will not stick will be such as will form the right kind of a mulch. We do not mean by this that the soil should be absolutely dry on the surface. It is an error to wait for that time for the moment the surface is apparently dry the crust begins to form. It is desirable to catch the ground just before this time when all the soil is simply moist, and there is a free and ready separation of all particles. In this condition the cultivator runs the easiest, the mulch made the finest and lies up loose and light.

The judgment of the farmer must be used with great care at this time. He must bear in mind just what he wants and try his best to get just such conditions of his soil.

It must be borne in mind that every moment's delay after the soil reaches the proper condition causes you to loose water very fast. It is at the rate of a quart or over per square foot per day, providing it is clear sunny weather, and even more in case of heavy south winds. The more intense the heat the more frequent it is necessary to cultivate. A very good rule is to watch the condition of the firm soil just beneath the loose mulch or cultivated portion, and whenever the surface of this firm soil begins to show dryness it is high time to cultivate again.

There is no subject less understood to-day and there is no one branch of agricultural science so vital to the success of the farmer as soil physics.

The man who delves down into the very heart of this subject and follows every line and branch until he ferrets out all the dark secrets of controlling and utilizing nature's great resources now lying dormant in our great prairies, will do more for humanity than any half dozen men have ever yet done."

Campbell's Scientific Farmer is published by Campbell's Soil Culture Co., Lincoln, Nebraska. The subscription price is \$1.00 per year. Campbell's Soil Culture Manual is sold by the same firm, price \$2.50 per copy. One year's subscription to the Scientific Farmer and one copy of the Soil Culture Manual for \$3.00. **You can remit direct to the above named company or send us your remittance and we will place your subscription and order for the Manual.**

Special Offer

One year's subscription to Campbell's Scientific Farmer to anyone sending us an order for Flower, Vegetable or Farm Seeds amounting to \$15.00 or more.

ALFALFA

The word "**ALFALFA**" means **money—money** buys the **articles** each **individual** desires. To old-time Kansans the word "**ALFALFA**" means **mortgages paid—better houses and barns—more live-stock—improved methods of farming—the purchase of more land.**

The real prosperity of Kansas began about 1894 and the increased bank accounts of the farmers in the state grew in proportion as the number of acres seeded to **Alfalfa** increased.

Alfalfa can be grown in practically all the states of the Union, as well as other parts of the American Continent. It is also grown to some extent by **every** nation in Europe and Asia and in some parts of Africa.

More **Alfalfa** means **more money.** Shall be pleased to submit samples and quotations when you are interested.



FARM SEEDS

In this seed book we have named prices on small quantities of Farm and Grass Seeds. Should you require a considerable quantity of any seeds in this department, kindly write us, giving list of your requirements, and we will be pleased to quote you our Lowest Prices for Prompt Delivery. Cotton Seamless Sacks extra at 25c each. Heavy jute sacks, 10c each.

ALFALFA

The habits and character of this valuable plant are favorable to the entire South and West and experiments in the Eastern and Northern States have shown that Alfalfa can be grown if the farmer will study the conditions in his vicinity. Professor Holden, of the Iowa Agricultural College, says: "It is a reflection on the farmer who says that he cannot grow alfalfa on his farm." Alfalfa likes best a loamy, mellow soil, with plenty of warmth; it then extends its roots to under-ground water supply and is not dependent upon surface rainfall to make its profitable yields of hay and seed. Alfalfa sold for hay or fed will return a greater net cash income per acre year by year, than any other forage crop. Alfalfa will produce 1600 pounds of pork per acre if you will pasture your hogs, in addition to this production you can cut at least one crop of hay from the ground the same season. In this part of Kansas, growers secure 4 and frequently 5 cuttings of hay each season when they do not save a seed crop. The ground, on which alfalfa is to be sown, should be plowed and cultivated thoroughly some two months before the seed is sown and after each rainfall harrow again, to store the moisture, just before sowing the seed harrow again, and if sown broadcast a light harrow or brush drag should be used to cover the seed, care must be used not to cover the seed more than one inch. We sell American grown seed. If you sow in the Spring get the seed in the ground before you plant corn. August and September give the best results for Fall sowing. Pound 25c.

Write for prices and samples, state quantity of seed you want. Hon. F. D. Coburn, (the eminent authority on Alfalfa, who has induced more people to grow Alfalfa than any other man) urges growers to use only pure, well cleaned, Alfalfa seed. We are willing to send you samples of our seed and permit you to send them to your Experiment Station for analysis. If the quality suits you, we will appreciate your orders and will fill them with seed from same lot as sample.

CLOVERS

RED CLOVER—The important clover for agricultural purposes. Pound 25c.

MAMMOTH OR SAPLING—When compared with Red Clover, its foliage and stem are of a darker color. Valuable when sown with other grasses for mixed hay. Pound 25c.

ALSIKE OR HYBRID CLOVER—Perennial and very hardy, thriving equally well on wet or dry soils. Stems are slender and much taller than Red Clover, well adapted for growing with grasses to produce a high grade of mixed hay. Pound 25c.

WHITE DUTCH—Thrives in almost every soil and climate, succeeding well on heavy, moist land and dry hillsides. Of low, creeping growth, valuable in pasture mixtures and for green velvety lawns. Pound 35c.

ASK FOR SAMPLES AND PRICES.



Sacks Extra at 25c Each For Cotton Seamless or 10c Each For Heavy Jutes, in Addition to Price of Seeds

SEED CORN



During past years we have urged the planting of early maturing varieties of corn on every farm and ranch, believing that the sure-producing, early kinds would prove profitable, because of the crop being available for feeding purposes late in August or early in September, in this latitude. The success that has attended the planting of our Prairie Queen and Liberty Bell corn has convinced the farmers who planted those kinds that it pays to divide the acreage between early and late varieties. Of course you will not harvest as many bushels per acre of the early kinds, but the certainty of the crop is worth a great deal to every man who feeds stock of any kind.

Corn grown in southern Kansas contains high vitality because the climate is favorable to thorough maturity.

Early varieties of corn mature in the same number of days in this latitude as they do in the more northerly districts, and on account of the autumn weather being more favorable the vitality is much higher than in districts where it is necessary to use artificial heat to complete curing.

The experience of farmers in the states farther south, during past seasons, has clearly demonstrated the fact that Kansas grown Seed Corn has produced larger crops of corn THE FIRST YEAR than was produced from the same varieties of corn grown in the more northern states of the corn belt.

In some localities in the southern states, it is desirable to buy Seed Corn each year. If the farmer buys Kansas grown Seed Corn, when harvest time comes, he will decide that it is at least 50 per cent more valuable to him than corn grown farther north.

On account of the prolonged drouth in this part of Kansas during July and August 1910, some varieties of corn made short crop and we will probably not have enough seed of those kinds to fill all orders. If you can make two selections—and give us permission to ship either variety—it will probably save delay in filling your order.

At this time we anticipate a large trade on all the early maturing varieties and it is possible that our stocks of those kinds will be exhausted rather early in the season. The Blue and White variety that we offer is an extra early kind and will mature a good crop under unfavorable weather conditions. The early ripening and sure maturing habits make it a very valuable kind

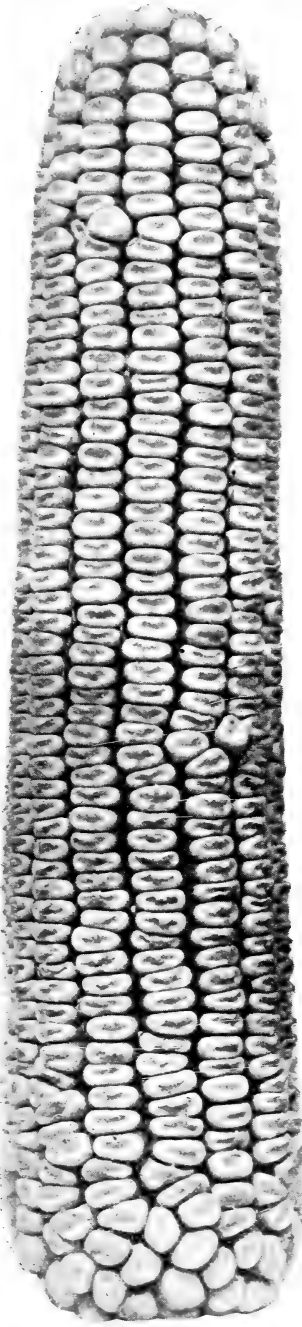
Speckled Beauty has again proven itself strong in vitality and matured good crops last year in districts where other medium and late varieties failed.

PRAIRIE QUEEN—(75 days)—An exceptionally early yellow corn, with very small, red cob. The ears are cylindrical, well filled with 12 to 18 rows of bright yellow kernels, very deep and thick for such an early variety. The ears average 6 to 8 inches long, $5\frac{1}{2}$ to 7 inches in circumference, and weigh, 9 to 12 ounces each. The grains are not flinty. It will prove quite valuable for any farmer or ranchman who wants a corn that is sure to mature, no matter how short the growing season. Shelled, price \$2.50 per bushel of 56 pounds.

LIBERTY BELL—(90 days)—It requires 85 to 90 days from time of planting to maturity. The ears range from $8\frac{1}{2}$ to 11 inches in length and from 6 to 7 inches in circumference and weigh from 12 to 16 ounces. Each ear contains 14 to 20 rows of orange yellow kernels averaging $\frac{1}{2}$ inch in length, quite thick and well formed. The stalks range 8 to 10 feet in height and a desirable feature of this variety, is that one stalk frequently produces two well developed ears. Shelled, price \$2.25 per bushel of 56 pounds.

LONGFELLOW—(90 days)—The ear is quite long, considering the earliness of maturity, ranging from 9 to 12 inches and from $5\frac{1}{2}$ to 7 inches in circumference, the kernels are rather short but broad and thick, of a light yellow color. The cob is medium to small. The grains are not flinty—as soft as some of the late maturing kinds; it is a good corn for stock feeding and the early maturing habit insures a good yield. Shelled, price, \$2.25 per bu. of 56 lbs. 5 bu. lots \$2.00 per bu.

KANSAS SUNFLOWER—(100 days)—A large early, yellow corn, ears range from $8\frac{1}{2}$ to 11 inches long and from 6 to 7 inches in circumference and weigh from 12 to 16 ounces. Ears quite uniform in size and shape, kernels deep and of golden-yellow. Stalks about 8 feet high and furnish large quantities of excellent fodder. **A very desirable variety for early planting.** Shelled, price \$2.25 per bushel of 56 pounds. 5 bu. \$2.00 per bushel.



Liberty Bell

Sacks Extra at 25c Each For Cotton Seamless or 10c Each For Heavy Jutes, in Addition to Price of Seeds.



SEED CORN

CONTINUED

IMPROVED LEAMING—(100 days)—A rich deep golden color; slightly tapering ears well filled at the butt and tip. The ears range from 8 to 10 inches long, and from 7 to 8 inches in circumference, weighing from 12 to 17 ounces each. Each ear has from 16 to 24 rows of kernels which are broad, deep and thick. The kernels are set on a red cob of medium size, with medium large ear shank. The percentage of grain is high—86 to 90 per cent. Shelled, \$2.00 per bushel of 56 pounds.

REID'S YELLOW DENT—(110 days)—This is the standard variety in many of the corn-growing districts of the central West. Ears average 9 to 10 inches long. Tapering slightly toward tip, from 6 to 7½ inches in circumference, contains 16 to 22 rows and are remarkably uniform in size and shape, weigh 12 to 16 ounces. Kernels light-yellow, deeply dented and well placed on a red cob of small to medium size. Usually matures in 110 to 115 days. A heavy yielder with very small percentage of nubbins. Shelled, price \$2.00 per bushel of 56 pounds.

GOLDEN BEAUTY—(110 days)—This distinct variety of corn has red cob. The ears are cylindrical in form; tapering slightly, well filled from butt to tip with 10 to 14 straight rows of bright, golden yellow kernels; remarkable in size, quite deep and almost as wide as they are deep, well set on a red cob. The ears average 9 to 11 inches long, 7 to 7½ inches in circumference, and weigh 12 to 16 ounces each. The grains are not of a hard, flinty nature, neither are they so soft as to shrivel. The stalks range 8 to 10 feet in height, and furnish abundant fodder. Golden Beauty matures early, ripening in about 110 days from planting, and surpasses all other varieties in the size and beauty of the kernel. Shelled, price \$2.00 per bushel of 56 pounds.

IMPROVED YELLOW DENT—(100 days)—The stalks range from 7 to 9 feet in height, well supplied with foliage. One of the earliest yellow dent varieties, ripening in 90 to 100 days; the ears average 7 to 10 inches long, 7 to 7½ inches in circumference, weigh 10 to 14 ounces each. The ears contain 14 to 18 rows of deep kernels, of orange-yellow color, set on a small, red cob. Shelled, price \$2.00 per bushel of 56 pounds.

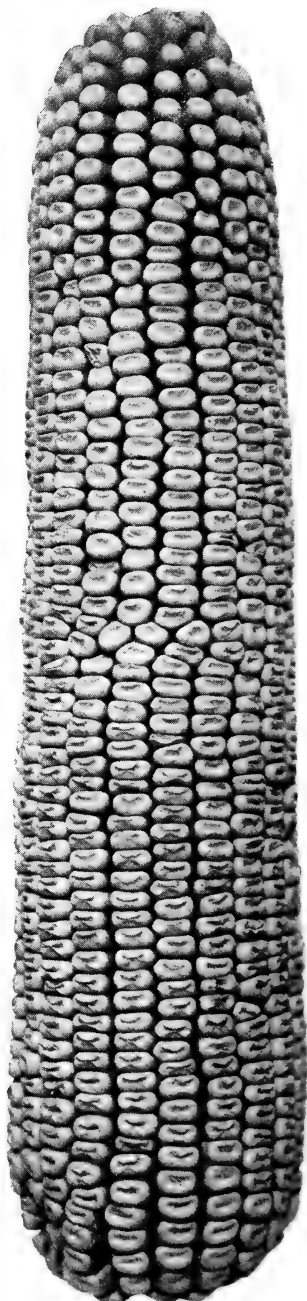
LEGAL TENDER—(110 days)—One of the best main crop yellow dents. Ears 10 to 12 inches long and from 7 to 8 inches in circumference, weighing from 14 to 17 ounces each. Each ear contains from 16 to 22 rows of deep, thick, orange-yellow kernels with a lighter yellow cap. Medium size red cob with medium ear shank, shows 86 to 88 per cent of shelled corn. Shelled, price, \$2.00 per bu. of 56 lbs.

RUSSEL YELLOW DENT—(115 days)—This late maturing variety is a favorite in southern Kansas. Ears range in length from 9 to 12 inches, tapering slightly from butt to tip, from 7 to 8½ inches in circumference, contain 16 to 22 rows of large orange-yellow kernels, medium dented and well placed on a medium to large red cob, usually matures in 115 to 120 days. A heavy yielder. Stalks range in height from 9 to 12 feet and supply fodder. This is one of the best large, late maturing kinds. Shelled, price \$2.00 per bushel of 56 pounds.

White Varieties

JOHNSON COUNTY WHITE DENT—The shape of the ears is cylindrical to within 2 inches of the tip, then slightly tapering; white kernels and cob. Tips of ears filled well, a large per cent being completely covered with grain; butts deeply rounded with medium shank, kernels uniform and wedge-shape ears averaging about 10 inches in length, circumference from 7½ to 8 inches, very little space between rows and makes a very high per cent of shelled corn. It is a medium early corn and will produce excellent results in the Southwest. Shelled, price \$2.75 per bushel of 56 pounds, 5 bushel lots or more \$2.50 per bushel.

SILVER KING—(105 days)—A white corn with white cob. Ears range from 8 to 11 inches long, and from 7 to 8 inches in circumference, weighing from 12 to 16 ounces. Each ear has from 16 to 20 rows of kernels. The kernel is broad and deep, with well developed and vigorous germ, forming a cylindrical ear, with corn all the way around and up and down, shelling 85 to 90 per cent of grain. The stalks are rather short and heavy, averaging from 8 to 11 feet in height, with a large amount of foliage. This corn grows anywhere, and is especially adapted to the extreme southern as well as to northern part of the corn belt, maturing in about 105 days. Shelled, price \$2.00 per bushel of 56 lb.



Improved Yellow Dent

to the extreme southern as well as to northern part of the corn belt, maturing in about 105 days. Shelled, price \$2.00 per bushel of 56 lb.



SEED CORN

CONTINUED

BOONE COUNTY WHITE—(110 days)—A standard variety that has held a high place in the list of white corn ever since its introduction. Matures in 110 to 115 days under ordinary conditions. The ears are cylindrical in form, tapering somewhat, well filled from butt to tip with 12 to 20 rows of deep, thick kernels, white cob. Ears range in length from 9 to 12 inches, average 7 to 8 inches in circumference. The stalks supply abundant fodder. Shelled, price \$2.00 per bushel of 56 pounds.

MEXICAN JUNE CORN—(100 days)—The stalks grow high, from 11 to 15 feet, with considerable foliage on upper half of stalk. The stalk is very heavy, to the ears, which usually grow about 4 feet below the tassel; fully two-thirds of the stalks will produce 2 ears each. The ears average 7 to 11 inches in length, 7 to 8 inches in circumference, with 14 to 18 rows of deep, thick, white kernels, closely set on small white cob. This corn should not be planted before the first of June in this latitude. Shelled, price \$2.25 per bushel of 56 pounds.

SILVER MINE—(105 days)—Stalks grow to height of 8 to 10 feet and set ears about 3 to 5 feet from the ground, quite early, matures in 100 to 110 days. Ears average 8 to 10 inches, tapering slightly towards tip, from 6 to 8 inches in circumference, contain 14 to 22 rows of uniform kernels, white, medium indented, well placed on the cob. Shelled, price \$2.00 per bu. of 56 pounds.

Mixed Varieties

BLUE AND WHITE—(90 days)—This is one of the very early varieties of corn that produce good crops in Kansas and Oklahoma. The farmers on the Western plains have been able to grow yields of this corn when other varieties have failed to produce a crop. The ears will range from 7½ to 10 inches long and measure 6 to 8 inches in circumference. The kernels are medium deep and as indicated by the name are blue, purplish and white. Shelled, price \$2.25 per bu. of 56 lbs.

SPECKLED BEAUTY—(120 days)—An improved strain of the old and favorably known Calico Corn. It has been carefully bred to secure high protein and oil. The color is speckled red and yellow, sometimes a red ear, and frequently a yellow one. The breeding has produced a uniformly large cylindrical ear, well filled at the butt and tip. The ears range from 9 to 11 inches long, and from 7½ to 8 inches in circumference, weighing from 14 to 18 ounces each. Each ear has from 16 to 20 rows of kernels with the minimum of space between the rows, which have broad, very deep, thick kernels. The kernels are set on a red cob of medium size, with rather large ear shank. The stalks range from 9 to 12 feet in height, are rather heavy, furnishing abundant foliage for fodder. It will mature in about 120 days. It can be grown in any latitude south of middle Nebraska and Iowa, and is particularly adapted to Texas, Arkansas, Oklahoma and Kansas. Hot winds and drouth do not effect it as seriously as some other varieties. Shelled, price \$2.25 per bushel of 56 pounds. 5 bushel lots \$2.00 per bushel.

BLOODY BUTCHER—(120 days)—This productive, large kernalled corn matures in about 120 days from planting. The ear tapers slightly, is well formed, and averages 9 to 11 inches long, 7½ to 8 inches in circumference, and weighs 14 to 18 ounces each. The ears contain 14 to 18 rows of beautiful dark-red kernels, capped slightly with yellow, of large size and deep; set closely on a red cob of medium to large size, with a well developed ear shank. It is a good drouth resister. Shelled, price \$2.00 per bu. of 56 lbs.

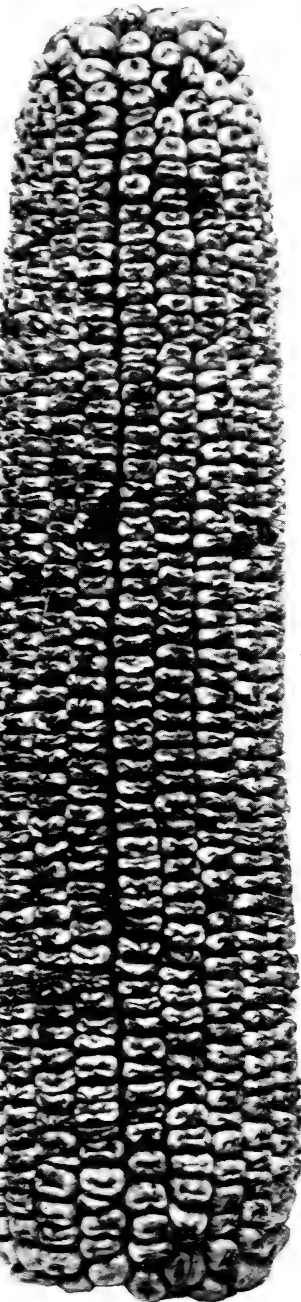
Pop Corn

The demand is increasing each year, and farmers will find it profitable to plant from 5 to 10 acres. It should be planted as early as possible to insure a good yield of marketable corn. Select a field some distance from field corn to keep it from mixing.

MAPLEDALE—The most prolific Pop Corn in cultivation. The ears are often 8 to 10 inches long, well filled with bright, handsome, smooth, white grains. Pound 10c.

WHITE PEARL—The ears are 5 to 6 inches in length, well filled to end with small, round, white grains. Pound 10c.

MONARCH WHITE RICE—This is an improved variety of the old White Rice; more productive, better quality. Pound 10c.



Speckled Beauty

QUEENS GOLDEN—Kernels very large, of a golden-yellow color, pops perfectly white, a single kernel will expand to about ¾ inch in diameter. Price per lb 10c. Ask for price on larger quantity.

Postage extra, 8c per pound.



GRASS SEEDS

Meadow Fescue or English Blue Grass

Grows two to three feet high, but never in large tufts like Orchard Grass. One of the earliest and most nutritious and productive grasses. Is especially suitable for permanent pastures; thrives well in any soil, but to best advantage on a moist soil. Makes good hay. It succeeds well even on poor soil, as its roots penetrate the earth ten to twelve inches. It is not affected except by exceedingly dry weather. It is one of the hardiest of the grasses; yields an abundant crop of seed. Is deserving of more attention than it has received. Sow 20 to 25 pounds per acre. Pound 25c.

Orchard Grass

This grass stands the drouth, and grows well in the shade, does well in wet or poor ground; produces large crops of hay and affords excellent pasture for stock. 14 pounds to the bushel. Sow 20 to 25 pounds per acre. Pound 25c.

Bermuda Grass

Very fine for binding loose and dry soils. The habits of this grass is to set roots at each joint that touches the ground, thereby forming a complete sod. Furnishes excellent pasture as well as hay crop. Is decidedly a summer grass, as it does not start off until the ground is thoroughly warm in the spring, and turns to a buff color after killing frost in the fall. We believe that this grass will help solve the pasture question during the hot, dry summer months. Sow during May, June or July. Also valuable in some sections as a lawn grass. Sow 3 to 5 pounds to the acre. Pound \$1.00, postpaid; 5 pounds by express 75c per pound.

Postage extra on all Seeds at 8c per pound

TREE SEEDS

We carry a few varieties of Tree Seeds in stock. Prices in small quantities are listed herein. Should you require a quantity of 20 pounds or more of one variety, please write for special prices. Cultural directions will be furnished without cost, upon request.

HARDY CATALPA—It is exceedingly rapid in growth. Its adaptation to almost all soils and situations its wide range of latitude extending from Canada to the Gulf of Mexico; its great success on the Western prairies, and the ease and certainty with which it is transplanted, its strong vitality and freedom from disease and insects, the value of its timber, the imperishable nature of the wood, and its use for posts and other purposes, all point to the Catalpa Speciosa as the tree to plant. ½ oz. 10c, oz. 15c, lb \$2.00.

BLACK LOCUST—This variety is noted for its rapid growth of hard, durable timber. It is

Kentucky Blue Grass

The old standard grass for pasture and lawns. Sow 25 to 30 pounds to the acre for meadow; FOR LAWNS 100 TO 140 POUNDS PER ACRE. Lb. 35c.

Timothy

As a crop for hay, Timothy is probably not surpassed by any other grass. It is greatly relished by all kinds of stock, especially horses. Sow 10 to 15 pounds to the acre. Pound 15c.

Red Top

It is a valuable addition to sow with other grasses, Alfalfa or Clover, to form a close sod. For pasturing sow 20 to 30 lbs to the acre. Lb. 20c.

Bromus Inermis

Makes a quick, strong growth, providing good pasturage. It sprouts out into fresh growth very quickly after being mown. It is a good grass for hot, dry regions and dry soils. 14 lbs to the bu. Sow 20 to 30 lbs. to the acre. Pound 15c.

Tall Meadow Oat Grass

A valuable pasture grass on account of its early and luxuriant growth. Is especially adapted for rather dry, light soils. Sow 20 to 30 pounds to the acre. Pound 35c.

As Market Prices on Grass Seeds Fluctuate Will Quote upon Receipt of Inquiry, Please State Quantity you Want.

hardy and succeeds well in the West and Southwest. Ounce 5c, pound 40c.

HONEY LOCUST—A large and handsome tree; trunk and branches are generally beset with long, formidable thorns, on which account it has been employed as a hedge plant. The wood is heavy and affords excellent fuel, but is not considered durable as timber. Ounce 5c, pound 40c.

RUSSIAN MULBERRY—Said to be the most valuable variety for our climate. If kept in dwarf form will make a fine hedge. The tree makes good fence posts after five year growth. ½ ounce 10c, ounce 20c, pound \$2.50.

OSAGE ORANGE—A native of Texas, but has been generally introduced over the country from its extensive employment as a hedge plant. Ounce 5c, pound 40c.


Sacks Extra at 25c Each For Cotton Seamless or 10c Each For Heavy Jutes, in addition to Price of Seeds.



ORCHARD GRASS



KENTUCKY BLUE GRASS



MEADOW FESCUE



TIMOTHY



Kafir Corn

Kafir Corn belongs to the non-saccharine group of Sorghums; the plant is short jointed and leafy. It is the greatest dry weather resisting crop that can be grown. When dry weather comes it does not die, but simply stops growing until rain comes again, and then continues its growth. It will produce a large crop of grain, and the fodder is superior to corn fodder, as it remains green until after the seed is ripe. For grain the seed should be planted in rows cultivated like corn. This will require about 5 pounds per acre. For fodder 1 to 2 bushels should be sown, and the crops cut for hay when the seed is in the dough.

WHITE KAFIR CORN—The stalks grow from 4 to 5 feet high, making a straight upright plant, it has a strong stem with large leaves and the stalks keep green until after the seed has ripened; they make excellent fodder either green or cured, being brittle and tender; they are highly relished by cattle and horses. For grain crop, sow in rows 3 feet apart, about 5 pounds to the acre. Price per pound 5c. Ask for price on larger quantity.

RED KAFIR CORN—The growth is taller than the White, stalks are more slender and juicy. The heads are long, compact and grow erect, frequently measuring from 1½ to 2 feet. The seed is red, somewhat smaller than that of the White, hard and brittle. Produces a good yield on poor land. Ripens a few days earlier than the White variety. Price per pound 5c. Ask for price on larger quantity.

Milo Maize

Grows 8 to 10 feet high. It also sends out shoots from the joints. Seed heads grow to a large size, often weighing ¾ pounds when ripe. On account of its branching habits it should be planted in rows 4 feet or more apart, and 2 feet apart in a the row. Pound 5c. Ask for price on larger quantity.

Sugar Cane or Sorghum

Sorghum as a hay crop, can be grown with less expense, and will yield a larger crop than any other forage plant. It will yield many tons per acre, which, when properly cured makes an excellent feed for cattle and horses. If intended for hay, the seed should be sown thickly; broadcast 1½ to 2 bushels per acre; if in drills 1 to 3 bushels will be required. Cut when the seed is in the dough. When sown as a crop for seed, sow in drills 3 feet apart, 4 to 5 pounds per acre.

EARLY AMBER—It is the earliest variety; rich in sugar. Succeeds well from Texas to Minnesota. Per pound 5c.

EARLY ORANGE—Ten days later than Early Amber, of strong, even growth; popular in the "Corn Belt." Pound 5c. Write for price on larger quantities.

Broom Corn

Has proven to be a profitable crop in the South-west and especially in the Panhandle of Oklahoma and Texas. One acre will produce from 500 to 700 lbs. of brush and from 20 to 35 bu. of seed per acre. It requires about the same kind of soil and same cultivation as Kafir Corn. Plant in drills 3½ feet apart, about 10 to 12 inches apart in the rows.

CALIFORNIA GOLDEN—One of the standard varieties, grows a very fine brush, of good length and is practically free from large center stems. Per pound 10c. Ask for price on larger quantity.

EVERGREEN—This improved Broom Corn grows about 8 to 10 feet high, stands up well, and is free from crooked brush; the fibre is long and fine. Is strictly a green variety of brush. Lb. 10c. Ask for price on larger quantity.

OKLAHOMA DWARF—It is of robust vigorous growth, and early maturity, making an average height of 5 feet. Is a great yielder, several growers reporting 1 ton of fine, long brush from 3 acres of ground. Its earliness, dwarf habit, robust growth, productiveness, long-fibred brush, and its ability to resist drought will particularly recommend it to our Southwestern farmers. Pound 10c. Ask for price on larger quantity.

JAPANESE DWARF—This is the earliest broom corn. Matures in about 75 days when planted late. Can be planted after wheat with good success, thus securing two crops from the same land. Pound 10c. Ask for price on larger quantity.

Shallu

SHALLU—A non-saccharine sorghum from India where it is extensively cultivated under the name of "Shallu." It is also known under the name of California Rice, California Wheat and Egyptian Wheat. It has been grown for several years in California and in Kansas and Oklahoma for two years. The growers who have been producing this grain crop inform us that it is very valuable for forage and grain.

The seed should be sown in rows not less than 3 feet apart and 3 to 5 pounds of seed per acre will give good stand. If wanted for fodder, sow ½ to 1 bushel either broadcast or in drills.

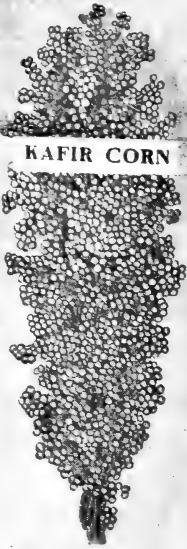
While this plant has not been generally grown, still we believe it is worth a trial on the upland soils of Kansas, Oklahoma, Texas and New Mexico. Price 20c per lb, postpaid, 5 lbs. 45c.

Prices on large quantities will be quoted upon application.

Dwarf Essex Rape

The foliage of this plant resembles Rutabaga tops and is especially valuable for pasturing hogs during the summer months. Also valuable for sheep pasture during the fall months; for hog pasture it is advisable to sow at intervals of 3 or 4 weeks, thus securing pasture throughout the summer and fall months. The seed may be sown at any time from early spring until end of August. Sow 5 to 7 pounds to acre broadcast and harrow lightly. Price 10c per pound. Ask for quantity price.

If wanted by mail add 8c per pound for postage.



KAFIR CORN




MILO MAIZE



OATS



DWARF ESSEX
RAPE



COW PEAS
Whippoorwill



MANSURY SPELTZ



BUCKWHEAT



Sand Vetch

Sand or Winter Vetch succeeds and produces good crops on poor, sandy soil as well as on good land; grows to a height of 3 to 4 feet. It is perfectly hardy, remaining green late into the winter. Can be sown in the spring mixed with Oats or Barley, or during August or September with Rye, which serves as a support for the plants. Every farm should have at least a small field of it. Sow 25 or 30 pounds to the acre, with $\frac{1}{2}$ bushel Rye, or 1 bushel Barley or Oats. Pound 15c. Ask for price in quantity.

Castor Beans

Will do well on good corn land. One bushel will plant 15 acres. Per pound 10c. Price on larger quantities on application.

Flax

Is a profitable crop in some parts of Kansas. Sow three-quarter bushel to the acre. Market price variable. Write us for quotations.

Sunflower Seed

MAMMOTH RUSSIAN—Very large Heads, often 15 to 20 inches in diameter, high feeding value for poultry, as it is cheaply grown and an excellent food to increase egg production. It is being more generally planted where its feeding value is understood. Can be sown any time from early spring until July. Plant 3 pounds of seed per acre in drills the same as corn. Pound 10c.

Buckwheat

JAPANESE—This variety has been grown here with good results. It is early and very productive; the kernels are larger than any other variety of Buckwheat, of a rich, dark-brown color. Sow $\frac{1}{2}$ bushel seed to the acre. Per pound 5c.

All prices subject to market fluctuations. Write for prices when ready to purchase.

Canary Seed

Requires about the same cultivation as Wheat, easily grown; sow 20 to 30 lbs. to the acre. Per pound 10c.

Hemp Seed

This crop should receive more attention. The fibre is in demand on the eastern markets and the seed can be readily marketed. Per lb 10c.

Barley

MANSURY—It is an early six rowed variety with strong, bright straw. Bearing long, well-filled heads of plump grain; ripens medium early. Sow two bushels to the acre. Market price variable.

Speltz or Emmer

The most promising feeding grain for the Western States that has been tried since the introduction of Kafir Corn. It came from Russia, where it has been growing for many years. It is drought resistant, and will make a crop in a wet season. The grain is especially valuable for cattle and horses. Market price variable. Write for prices.

Seed Oats

RED TEXAS—Largely grown in this state; it is a heavy yielder and sure cropper; makes a very heavy grain. Will quote prices upon receipt of inquiry.

Seed Rye

We will be pleased to quote prices during months of July and August.

Winter Wheat

We will have a choice lot of seed wheat to offer during the autumn months. Varieties we will offer are all first-class.

Millet Seed

GERMAN—This is a favorite variety, for planting in good land to produce a large crop of hay or forage during the summer months. 50 pounds to the bushel. Sow 40 to 50 pounds to the acre. Per pound 5c. Per 100 pounds ask for price.

COMMON MILLET—Annual grass. Relished by all kinds of stock. Makes good hay. Sow 30 to 40 lbs to acre. Per pound 5c. Per 100 lbs, ask for price.

SIBERIAN—Very productive forage plant; two weeks ahead of the large German, has finer hay. Requires much less seed to plant an acre. Pound 5c. Per 100 lbs, ask for price.

JAPANESE MILLET OR "BILLION DOLLAR GRASS"—It is of recent introduction and great claims are made of its value as a forage plant. Pound 5c. Per 100 lbs, ask for price.

PEARL MILLET OR PENCILARIA—Sow in drills 4 feet apart and cultivate like corn. The plants attain the height of 8 to 10 feet with slender stalks and long, slender bladed leaves. Pound 20c.

Postage extra on Farm Seeds at 8c per pound.

Cow Peas

Should be sown on every farm to renew the fertility of the soil and increase forage production that is eagerly sought by every animal on the farm.

Preparation and Sowing

The Stock Pea requires a great deal of nourishment while growing, and if not obtained near the surface, will send its roots down until they reach it, hence it is advisable to plow deeply and thoroughly before sowing them.



Cow Peas

CONTINUED

The ground should be well pulverized and level, as then not much soil will be mixed with the hay when cutting. They can be sown broadcast, or drilled 8 to 10 inches apart, using 60 to 90 lbs. to the acre; the thicker they are sown, the finer the hay will be. They should be sown thickly on rich land, and not so thickly on poor land. The hay of Stock Peas is especially rich in that most valuable of all nutritive food substance protein.

Fertilizer Value

The Cow Pea has a power more than any other leguminous crop to extract nitrogen from the air and store it in the vines and roots, so that even when the crop is cut off the land is enriched and its condition improved. The roots extend into the soil about like clover and this furnishes a way for the rain and the atmosphere to penetrate. The Agricultural Department at Washington estimates that an acre of Cow Peas plowed under green will add 37 1/2 pounds of nitrogen to the soil, which, at a valuation of 15 cents a pound, equals \$5.60 per acre, or more than the cost of seed leaving the first crop only costing the labor of gathering. Experiments show that vines plowed under were 8 1/2 times as valuable as manure. Varieties to plant in Western States to secure best results are Whippoorwill and Clay.

WHIPPOORWILL—Very valuable kind, growth medium producing large quantities of well-filled pods, which are very long. The plant makes excellent forage for cattle and hogs. The peas, if ground, are valuable, being rich and nutritious, and easily assimilated by stock. Is one of the best fertilizers when plowed under. Per pound 5c, per 100 lbs market price.

BLACK—This variety, while a little later than Whippoorwill, produces a larger growth of vine. It also produces a heavy yield of peas. Per pound 5c, per 100 lbs market price.

CLAY—A various colored Pea, similar in character to the Whippoorwill, but is of much taller growth, making larger yield of hay. Per pound 5c, per 100 lbs market price.

CANADA FIELD PEA—The foliage and habit of growth is quite similar to the Garden Peas. It is sometimes grown alone, but the most satisfactory results are secured by using with oats, rye or barley. It is a good feed, either green or dry for cattle. Sow 60 to 90 lbs of seed to the acre. Per pound 5c, per 100 lbs. market price.

The price of Farm Seeds fluctuates during the season—will quote prices on receipt of inquiry.

COMMERCIAL FERTILIZERS

Commercial Fertilizer is not a guarantee of the crop nor is it a complete answer to all agricultural problems, but it is a matter for careful experiment, on the basis of an investment. If put on bare rocks, Commercial Fertilizer will produce nothing, and in the same degree when used on badly tilled, poorly drained, or unsuitable soils it is a waste of time and money.

Proper selection of soils, correct rotation of crops, good drainage and good culture are the essential things—without which good results should not be expected. With best of care soils **wear out**. Every bushel of grain or vegetables, and every animal that leaves the farm takes with it a certain portion of the fertility of the soil.

The problem is to replace that loss of fertility.

Manure should be applied on corn ground but no one kind is able to replace the crops that have been sold off. Nitrogen can be restored from the air, by proper rotation with Cow Peas, Clover or Alfalfa, **and this should be done**. Phosphoric Acid and Potash **cannot be recovered** by any manure or green crop—they **must be brought back from outside sources**.

The most reliable and economical way is through the purchase of Commercial Fertilizer—such as slaughter-house refuse—bone meal, dried blood, and tankage mixtures, in some cases acid phosphate and different forms of potash, but with the latter great care must be used in applying, and it is therefore safer to buy mixtures already compounded and offered for sale by reliable concerns, because it is mixed in proper proportion to supply the elements required by the soil or crop for which the particular brand is intended.

We Sell Helmet Brand Fertilizers

Figure with us now for Fertilizers to be used on Oats, Corn, Vegetables, and Grass in the spring, and in June or July correspond with us for Fertilizer to be used on Wheat in the fall.

We believe in the judicious use of barn-yard manure and green crops plowed under to supply humus.



Helmet Brand

LAWN and GARDEN FERTILIZER—Lawn Grass is a heavy feeder; will not thrive and holds its beautiful dark-green color and velvety appearance unless it is suitably fed. Price per pound 5 cents, per 100 pound drum \$3.00.

We also sell Helmet Brand Corn Fertilizers, Wheat Fertilizers, Fertilizers for Potatoes, Cabbage, Tomatoes and other garden crops. Shall be pleased to send you pamphlet giving information, upon receipt of your request.

NITRATE OF SODA—Lb. 10c, 3 lbs. for 25c, 10 lbs. 65c, 100 lbs. \$5.00.


MURIATE OF POTASH—Pound 10c, 3 lbs. for 25c, 10 lbs. 65c, 100 lbs. \$5.00.

SULPHATE OF AMMONIA—Lb. 10c, 3 lbs. for 25c, 10 lbs. 65c, 100 lbs. \$5.50.

Sacks Extra at 25c Each For Cotton Seamless or 10c Each For Heavy Jutes, in addition to Price of Seeds.



Thompson's Wheelbarrow Seeder




For all sections of the country where winds prevail, there is no Grass Seeder that will equal this machine for an even, accurate job of seeding. Any body can use it. The quantity sown per acre can be instantly changed by slipping a pin from one hole to another. It has an index to show the amount of seed the machine sows per acre. This seeder runs very easily, is not complicated, weighs all complete ready for work, 45 to 50 pounds. Seeds can be sown mixed or separate, any quantity per acre desired, 30 to 40 acres per day.

THE NO. 6 SEEDER is made for sowing all small seeds like Alfalfa, Timothy, Hungarian Millet, and Clover. 14-ft. Hopper.....\$ 8 50
 16-ft. Hopper..... 9 00

THE NO. 5 has a double hopper and sows all small seed like Clover, Timothy, Hungarian Millet, Alfalfa, also all chaffy seeds like Red Top, Orchard Grass and Clean Blue Grass. Hopper 14-ft. long.....\$11 00

The Cyclone Seed Sower



Is the greatest labor and seed saving invention of the age. The working principles are a novelty of simplicity, the result of more than twenty-five years of careful study. It is so simple in construction and perfect in operation that even a boy can operate it. It will sow Alfalfa, Timothy, Wheat, Oats, Rye, Buckwheat, Hungarian Redtop, Turnip, Millet, Corn, Cotton, and all other Grains and Seeds perfectly even, any desired amount per acre, and from thirty to sixty acres a day. Full instructions and directions on every machine. Price \$1.50.



THE CYCLONE JR. SEED SOWER—Embodies all the principal features for even distribution of seeds, as found in our time-tested Cyclone Seeder. It is, however, built on slightly different principles. High in Value, Low in price. Each \$1.25.

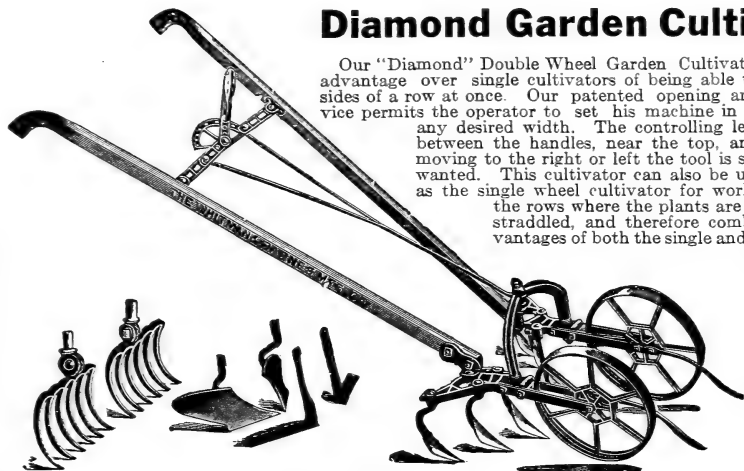
"W & B" Lawn Mowers

Plain bearing from \$4.00 to \$9.50 each. Ball bearing from \$4.50 to \$10.00 each. Will supply Specifications and prices upon receipt of inquiry.



Garden Implements

Diamond Garden Cultivator



Double Wheel Cultivator—W. & B. Mfg. Co.

Our "Diamond" Double Wheel Garden Cultivators have the advantage over single cultivators of being able to work both sides of a row at once. Our patented opening and closing device permits the operator to set his machine in an instant to any desired width. The controlling lever is placed between the handles, near the top, and by simply moving to the right or left the tool is set just where wanted. This cultivator can also be used the same as the single wheel cultivator for working between the rows where the plants are too tall to be straddled, and therefore combines the advantages of both the single and double wheel

It is made with six reversible points, with hoeing attachment or weed cutters, right and left hand plows and leaf guards or vine lifters. In working both sides of the row these

guards are on the inside of the wheels, but can be changed to the outside when working between rows. The handles can easily be adjusted by simply loosening one bolt. With the proper attachments it can be used for hilling, furrowing or covering. It is made of first-class material, in a workmanlike manner, and is the most perfect tool of its kind on the market. Price \$450. Rakes extra 35c.

DIAMOND GARDEN CULTIVATOR—Our "Diamond" Single Wheel Garden Cultivator has an entirely new arrangement of frame, which is neat, strong and compact. This cultivator we are prepared to furnish with five reversible points with hoeing attachments or weed cutters, rakes, and right and left hand plows. The hoeing attachments or weed cutters, can be arranged to hoe in or out, or to and from the plants, and can be set at any angle the operator may desire. In using this tool as a cultivator, one or more teeth may be used as the different work may require. Price \$3.75; Rakes extra 35c.

Western Garden Seed Drill

The Western is different from most drills of its class, being similar to a one-horse corn drill, but reduced in size to suit garden seeds, and so it can be operated by hand. Price \$6.50.



The Whitman &
Barnes Mfg. Co.


Weights 45 Pounds




Planet Jr. Garden and Farm Implements

No. 12 Planet Jr. Double Wheel Hoe—Price, with attachments as in cut, \$7.00. Packed weight 32 pounds.

- 1 pair of 6 inch hoes.
- 2 pair of hollow steel cultivator teeth.
- 1 pair of plows.
- 1 pair of leaf lifters.



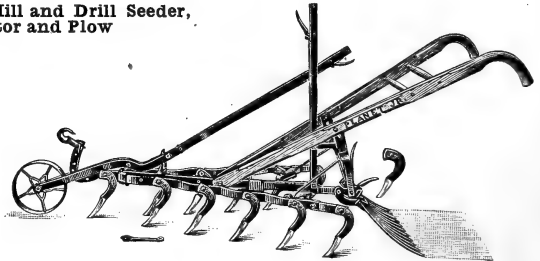
No. 12 Planet Jr. Double Wheel Hoe



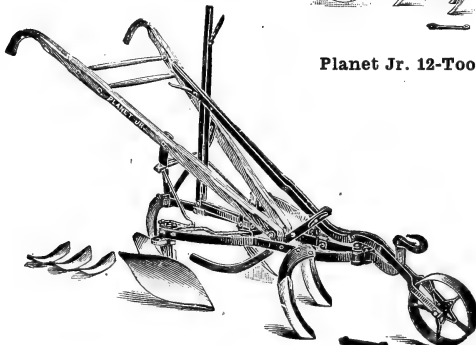
No. 4 Planet Jr. Combined Hill and Drill Seeder, Wheel Hoe, Cultivator and Plow

No. 4 Planet Jr.—Combined Hill and Drill Seeder, Wheel Hoe, Cultivator and Plow. Price, complete, \$11.00. As a Seeder only, \$9.00. Steel Driving Wheel. Weight complete 51 pounds; hopper holds 2½ quarts. Equipment: 1 pair of 4½ in. hoes. 3 cultivator teeth. 1 garden plow 1 leaf guard.

Planet Jr. 12 Tooth Harrow—Cultivator and Pulverizer. Complete (with lever wheel and pulverizer) \$9.00. With lever wheel, \$7.40. Price, plain \$6.20. Packed weight complete 73 pounds.



Planet Jr. 12-Tooth Harrow, Cultivator and Pulverizer



No. 8 Planet Jr. Horse Hoe and Cultivator

No. 8 Planet Jr. Horse Hoe and Cultivator.—Price, with attachments as shown in cut, \$9.00. Packed, weight 82 pounds. Equipment: 4 three inch plows. 1 four inch plow. 2 side hoes. 1 seven inch shovel.

Illustration shows attachments set for plowing towards the row and hilling.

Planet Jr. general catalog will be mailed if wanted.



The Victor Power Sprayer

This outfit has been designed to meet a demand for a first-class gasoline driven sprayer of compact construction, durability, symmetrical design, light weight, high power and reasonable price. We have put forth our best efforts to produce a sprayer that should meet all the requirements of the most exacting user of this kind of machinery. All parts are made low so that branches of trees do not interfere. SPECIAL CIRCULAR OF POWER SPRAYERS ON REQUEST. Showing different equipment and outfits.

SPECIFICATIONS

Pump—Modern design triplex pump, single acting, plunger type, with outside packed brass plungers. Hard rubber valves with brass seats. Shaft and pinion of best quality steel. Machine cut gear and pinion, ratio, 4 to 1. Stroke $1\frac{3}{4}$ in., diameter $1\frac{3}{4}$ in., capacity 10 gal. per min. at 200 pounds pressure—sufficient for 8 Demorel nozzles.

Engine—Special 2-cycle, 3-horse power gasoline engine made especially for us by one of the foremost builders of 2-cycle marine and stationary engines. This engine has a special thermo-syphon cooling system; complete set of oiling devices; special electric-battery ignition system, and governor. The sub-base under engine and pump are made for compactness and strength. The gasoline tank rigidly sets on top of the air chamber.

Equipment—The most thorough agitating is done by running engine exhaust into tank, the agitating pipes being furnished. MECHANICAL AGITATOR EXTRA AS BELOW. A discharge relief valve and a pressure gauge are provided, also two 3-way discharge cocks with strainer.




Fig. 735—The Victor Power Sprayer

and an 8-foot section $1\frac{1}{4}$ -inch wire-lined suction hose

PRICE LIST

Fig. 735—"Victor" power sprayer, as illustrated and described—pump and engine only, with equipment as above (Cypher, KONURRY).....	\$185 00
With Mechanical Agitator, (Cipher, KOZEM) extra list.....	20 00
The "Wizard" magneto (with governor), (Cipher KIBBLE) extra.....	20 00

The Deming Premier Power Sprayer




Fig. 656, Deming Premier Spray

stop-cocks, Fig. 366. Discharge hose and nozzles are extra Shipping weight, Fig. 656, No. 1, about 950 lbs. Fig. 656, No. 2, about 1050 lbs.

Fig. 656 has met with great success wherever used; it is made in two sizes— $2\frac{1}{2}$ and $3\frac{1}{2}$ H. P. air-cooled gasoline engine, and a double acting pump similar to Fig. 64, but stronger, mounted on a rigid sub-base. The engine can also be used for other purposes than spraying. It is disconnected from pump by removing four set screws.

The pump has $2\frac{1}{2} \times 4$ inch cylinder, removable brass liner, brass ball valves, brass piston rod, drain cocks, 8 feet of $1\frac{1}{4}$ inch suction hose and strainer, relief valve, and pressure gauge; also two




Fig. 646—Deming Power Spray

Fig. 656, No. 1, as illustrated ($2\frac{1}{2}$ H. P.) \$235.00. Fig. 656, No. 2, as illustrated ($3\frac{1}{2}$ H. P.) \$255.00.

The Century Barrel Sprayer

Fig. 645—We recommend the Century as the best all-around Barrel Sprayer on the market; it is strong and durable and with proper care will last for years. The pump is only 44 inches high, having the large air chamber located principally within the barrel, leaving no projection to catch in the branches. The Cylinder is submerged in the liquid and is constantly primed.

A special mechanical agitator is provided. The Century No. 2, is made with 2½ inch cylinder, length of stroke 4½ inches. All working parts are brass and the Century is provided with special packing. Shipping weight, pump only, boxed, about 75 pounds.

Fig. 645, Outfit A, with 12½ feet section of ½ inch hose and Demorel nozzle, with pole connection, \$13.50, barrel not included.



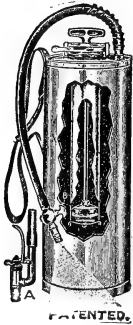
Fig. 645. The Century Sprayer

The "Simplex" Barrel Sprayer

Fig. 550—Is a very easy working pump, which may be used on the side or end of the barrel. A large air chamber insures a constant stream while the mechanical agitator keeps the liquid thoroughly stirred up. All working parts of the pump coming in contact with the liquid are brass, including brass valves. Shipping weight, pump only, crated about 60 pounds.

Fig. 550, Outfit A, with 12½ feet section of ½ inch hose and Demorel nozzle and pole connection, \$10.50, barrel not included.

"Auto-Spray" No. 1



AUTO POP No. 1

The standard of all compressed air sprayers and fully guaranteed. Useful for spraying, trees, crops, whitewashing, disinfectants. The pump is brass and of large capacity, and two pumpings will empty the tank under very high pressure.

Auto Pop No. 1

AUTO-POP No. 1 the only self cleaning nozzle and operates automatically.

Auto-Spray No. 1A brass tank with stop-cock.....	\$6.75
Auto-Spray No. 1B brass tank with Auto-Pop.....	7.75
Auto-Spray No. 1C galvanized tank with stop-cock.....	4.50
Auto-Spray No. 1D galvanized tank with Auto-Pop.....	5.50
2 ft. Brass Extension Rods.....	.50
Strainer.....	.90

SUCCESS BUCKET BRASS SPRAY PUMP, with 3 feet of hose and nozzle, \$4.00.

STANDARD SPRAY PUMP—Made entirely of brass, with two solid brass ball valves. Complete with three feet of hose and strainer, each \$4.00.

The Bonanza Double Acting Spray Pump

Fig. 614, has brass ball valves and seats, cylinder with removable brass liner, guided brass piston rod, indestructible plunger packing; and all working parts easily accessible.

A very large air chamber enables **Fig. 614** to maintain a pressure sufficient to supply four leads of hose. For a pump having so much greater capacity than a barrel sprayer, this outfit works with mechanical ease. The Bonanza Pump is furnished with one double discharge Y hose connection and the other discharge opening is plugged. It has 8 feet of 1¼ inch wire lined suction hose and strainer, with nipple and lock-nut for attaching to barrel or tank.

Fig. 614 is made in two sizes; No. 1, 2-inch cylinder, 3½-inch stroke; No. 2, 2½ inch cylinder, 4½ inch stroke. When ready to ship No. 1 will weigh about 100 lbs., and No. 2 about 150 lbs.

Fig. 614, No. 1, as described, \$27.50.

No. 2, as described, \$32.50. Nozzles, hose and bambo rods extra.

We carry in stock a complete line of nozzles and attachments and high pressure hose for spraying purposes. Shall be pleased to submit illustrated pamphlet and will quote prices upon receipt of inquiry.



SPRAYING



A half bushel of unsprayed apples (123 apples,) and half bushel, same variety, of sprayed apples (58 apples), both from the same orchard. Proof of the value of spraying in general and of Deming Sprayers in particular.

Who will buy speckled Apples and Peaches when he can get beautiful, smooth, clean Fruit? Would you? Who will take a basket of Tomatoes with a patch of black rot here and there? Would you?
 Most Apple buyers now will not touch an apple from an unsprayed orchard.

Spraying is a recognized part of fruit growing and gardening and the more frequently it is done the more profitable the crops produced.


"Target" Brand Scale Destroyer

For San Jose Scale, Oyster Scale and all sucking insects. IT IS EFFECTIVE because it spreads into all cracks and crevices where some other spraying materials will not reach and forms thereby an insoluble coating which kills the insect, but protects the tree and keeps it healthy

IT IS SAFE, because it has no caustic action and is not penetrative like volatile oils. Trees treated with Target Brand Scale Destroyer retain their foliage in the fall longer than any other, thus proving their greater vitality

IT IS ECONOMICAL, because it saves time and labor, never clogs nozzles nor injures men or animals. Its composition makes it always effective, its non-volatile action makes it safe. Easy and economical to apply. Use one gallon Target Brand Scale Destroyer to 20 gallons of water and apply as soon as the leaves have fallen in the autumn or before the buds begin to swell in the spring.

PRICES: Qt. 35c; 2-qts. 65c; Gal. \$1.00; 5-gal. \$3.75; 10-gal. \$7.50; Half Barrels at 55c per gal., Barrels at 50c per gal. Barrels contain 50 to 54 gallons



Lime-Sulphur Wash

Lime-Sulphur Wash is effective in destroying San Jose Scale by reason of its caustic properties Use one gallon Lime-Sulphur Wash to ten gallons water for spraying trees while dormant.

For San Jose Scale spray every part of the trunk and branches after the leaves are off in the fall and the tree is dormant. **Using one part Lime-Sulphur Wash to ten parts of water.** Then again in the spring before the leaf-buds open. It will be profitable to make two sprayings for it if you can spare the time. With proper spraying your trees will be clean and you will secure larger, cleaner and more perfect fruit.

Prices: Gallon 50c. 5 gallon cans \$1.75. 1/2 bbls. containing about 27 gallons at 25c per gallon. Barrels containing about 50 gallons at 24c per gallon.

Arsenate of Lead

Arsenate of Lead mixes easily with water and remains well in suspension. Is a neutral insecticide. It destroys all **leaf-eating insects**, will not be washed off by rains, and will not burn the most delicate foliage. The ingredients of Arsenate of Lead are properly distributed and scientifically correct, therefore, the purchaser can use this product with a feeling of security.

DIRECTIONS—Mix with a small quantity of water, the required amount of lead paste, and pour into spray tank keeping well stirred. Three (3) pounds Arsenate of Lead-Paste to 50 gallons of water should be effective for the destruction of most insects, and should be repeated when spraying is directed against a number of pests, which is generally done. If the consumer is spraying against Grown Canker Worm, which requires a stronger solution, from 5 to 6 pounds of Arsenate of Lead-Paste to 50 gallons of water may be used.

PRICES


2	lb glass jars.....	\$ 50	25	lb wooden pails.....	\$ 3 50
5	lb wooden pails.....	1 00	50	lb wooden pails.....	6 00
12 1/2	lb wooden pails.....	2 00	100	lb wooden keg.....	11 50
	600	lb Barrel (per 100 lbs).....			\$10 50

POISON—Arsenate of Lead is an arsenical poison when taken internally.

ANTIDOTE—Give promptly any emetic; warm salt water or mustard, and large doses of castor oil.



POULTRY SUPPLIES, INCUBATORS



It is the policy of this store to give our customers the **maximum of quality** for the **minimum of price**. Every article that we buy is carefully inspected to be certain that it contains the best quality obtainable at the price. Therefore, if you want to buy dependable Poultry Supplies and Machinery you can secure them at this store and feel certain that your purchase will prove satisfactory.

Every article of Poultry Supplies that we carry in stock is standard in its class and contains the best quality obtainable, anywhere, at the price asked.

Why You Need an Incubator

It is possible to rear 500 chicks with the same amount of labor as you would expend on 50.

It is possible for you to hatch chickens at any time and dispose of them when the market price suits you.

It will hatch chicks at any time that you set fertile eggs, and if you want early laying pullets, the February and March hatches will produce them.

Egg production during the winter months is more profitable than selling pullets as broilers, and if they are saved from early hatches they will begin laying in November and December and if you feed them properly they will continue laying throughout the winter.

Leg Bands



CHAMPION LEG BANDS
—Aluminum—Prices, post paid. 12 for 15c, 25 for 25c, 50 for 45c, 100 for 75c.



CONVENIENT LEG BANDS—This is the newest Leg Band on the market and the name is well applied because it is a very convenient band to use. In ordering use following table of sizes. No. 3, Asiatic Males and small Turkeys. No. 4, American Males, large Asiatic Females. No. 6, Asiatic Females, Minorca Males, etc. No. 7, American Females and Leghorn Males. No. 10, Leghorn and Mediterranean Females.

Prices, postpaid 12 for 25c, 30 for 45c, 60 for 75c, 100 for \$1.00.

CLIMAX LEG BANDS—This is the original wire band, with aluminum tag. They are numbered 1 to 100. Not more than 3 numbers or letters can be stamped on each tag. **They are not made in pigeon sizes. Prices prepaid by mail or express.** 12 for 15c, 25 for 25c, 50 for 40c, 100 for 75c. Use following table of sizes.

Table of Sizes	}	No. 1—For Bantams and small Mediterraneans.
		No. 2—Mediterranean Females.
		No. 3—Mediterranean Males, American Females.
		No. 4—Large American Females, small American Males and Asiatic Females.
		No. 5—American Males, Asiatic Females, small Asiatic Males, Turkeys.
		No. 6—Asiatic Males and Tom Turkeys.

DOUBLE CLINCH LEG BANDS—Is a popular band, which is provided with a strong and secure fastener. It is made in both poultry and pigeon sizes—in aluminum only. **Prices, prepaid by mail or express.** 12 for 15c, 25 for 25c, 50 for 40c, 100 for 75c. Use **above** table of sizes.

SEAMLESS PIGEON BANDS—Are made of pure aluminum. Made in three sizes—Nos. 1, 2, 3. **Prices, postpaid.** 12 for 30c, 25 for 50c, 50 for \$1.00, 100 for \$1.50.




QUEEN INCUBATORS

The results secured from Queen Incubators and Brooders have proven satisfactory to everyone.

In most Incubators equipped with wafer thermostats the wafer holder or bracket is attached to the side of the incubator and the wafer is held in one position only, and when taking the tray of eggs from such a machine, it often happens that some of the shells of the larger eggs are cracked because they strike the wafer holder. **This trouble is avoided in the QUEEN Incubator.** Because the wafer holder in the QUEEN can be adjusted—raised or lowered as the operator of the machine desires—to accommodate different size or kinds of eggs—or for changing position of wafer according to season of the year. You can adjust the wafer in the QUEEN Incubator so that it will do its work right in each and every case.

Much less oil is required for the lamp in operating the QUEEN Incubator because the heater jacket protects the heater from cool air, making it possible for the water to heat quicker and maintain the heat longer. The heater jacket is so constructed that **the heat from the lamp is used twice.**

The lamp flue is long and extends into the heater. By reason of the length of the flue the **lamp always burns a steady flame with no smoke nor odor.** This feature of the QUEEN is an improvement and is worth considering.



PRICES

No. 1, Queen, 70 egg.....	\$ 9 35	No. 3, Queen, 180 egg.....	\$12 75
No. 2, Queen, 130 egg.....	10 50	No. 4, Queen, 240 egg.....	15 75
		No. 5, Queen, 360 egg.....	\$20 75

Delivered to your station in Kansas, Missouri, Iowa or Nebraska at above prices. Add 50 cents for Oklahoma and Arkansas; \$1 for Texas and \$1.50 for New Mexico points.

Queen Fireless Brooders

THE LATEST QUEEN IMPROVEMENT

These brooders are all hot-water heated, but no lamp is used. You make a saving in the purchase price then save the cost of coal oil, and also save the time that would be required to look after the lamp. The QUEEN Outdoor Fireless Brooder is storm and rat proof. You can use it outdoors in all kinds of weather, winter or summer, and your chicks will thrive in it.

The top is hinged at the back, and when raised exposes the entire interior of brooder, thus the brooder can be easily cleaned. The top is covered with galvanized sheet iron that will not rust. If further information is desired, ask for QUEEN catalog.

The QUEEN Indoor Fireless Brooder is provided with the warm hover place only, this style being made for use in any kind of a brooder coop, poultry house or shed. This brooder can be placed out of doors in a run-yard in nice weather but as it is not proof against all kinds of weather it should always be placed under cover at night and on cold or stormy days. It can be used in winter as well as in summer as long as it is under cover.

PRICES

No. 26— 50-chick, Fireless Indoor.....	\$ 4 00	No. 29—200-chick, Fireless Indoor.....	\$ 7 00
No. 27—100-chick, Fireless Indoor.....	5 00	No. 30—100-chick Fireless Outdoor.....	9 00
No. 28—150-chick, Fireless Indoor.....	6 00	No. 31—150-chick, Fireless Outdoor.....	10 50
		No. 32—200-chick, Fireless Outdoor.....	\$12 75

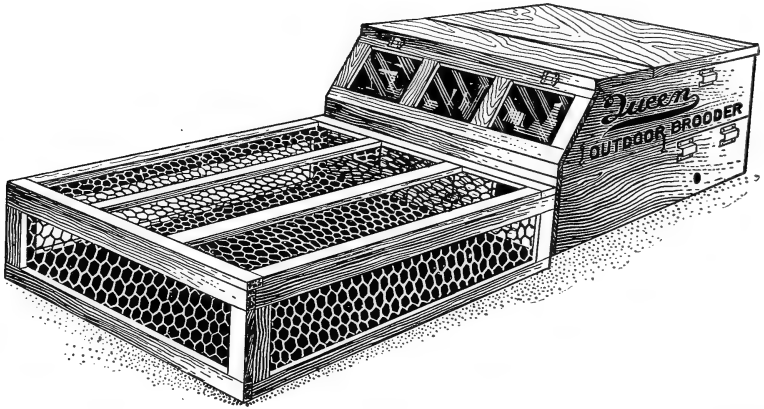
These prices are delivered at any railroad station in Kansas. For Oklahoma add 25c to price of each machine. For Texas add 50c to price of each machine. New Mexico, 75c extra.

The regular QUEEN catalog tells all about QUEEN Incubators and Brooders. Shall be glad to mail same to you.



Queen Brooders

LAMP HEATED



QUEEN Outdoor Brooders are built to work outside without housing of any kind. Six years' use under the most trying conditions has proven that these brooders can be depended upon to work successfully in zero weather, in spite of wind, rain, sleet or snow.

QUEEN Brooders like QUEEN Incubators are shipped complete with all fixtures required to put your machine in operation.

PRICES

No. 7, 100-chick, indoor.....	\$ 7 25	No. 10, 100-chick, outdoor.....	\$11 00
No. 8, 150-chick, indoor.....	8 00	No. 11, 150-chick, outdoor.....	13 00
No. 9, 200-chick, indoor.....	8 50	No. 12, 200-chick, outdoor.....	15 00

Standard Cornell Incubators

The Standard Cornell Incubator is constructed on correct principles and embodies a system of heating, regulation, ventilation, circulation and supplied moisture. Each individual part of this system is sufficient and perfect in itself for the specific purpose intended, but it is essential that each part be inseparably connected one with the other in order to enable the whole to perform mechanically perfectly the act of incubation.

We have a limited number of these incubators for sale and quote the following low prices as long as they are in stock.

PRICES

Cornell, No. 1, 128-egg.....	\$18 50
Cornell, No. 2, 232-egg.....	25 00
Cornell, No. 3, 364-egg.....	32 00

Peep-O'-Day Brooders


A dependable brooder is a necessity to the poultry-man, even more so than an incubator; it is not a question now-a-days as to whether or not a brooder shall be used but rather which brooder to use. The Peep-O'-Day has given satisfaction to a large number of poultrymen. We have a few of these brooders in stock and quote following prices as long as we can fill orders.

PRICES

No. 2, weight crated, 140 lbs., capacity 75 to 85 chicks.....	\$12 00
No. 3, weight crated, 105 lbs., capacity 35 to 50 chicks.....	8 50



Standard Cyphers Incubators



STANDARD
CYPHERS INCUBATOR.
Fire Proofed-Insurable.

What "Standard" means. Cyphers Incubator Company turns out the best goods it knows how to produce. While its incubators are beautiful in design and finish, at the same time not a penny is wasted on fancy trimmings or on useless, complicated contrivances. Goods that are **exactly adapted to the work** is our chief object, but no critic can place his hand anywhere on a Standard Cyphers Incubator and Brooder and truthfully say, "This is inadequate; this is cheaply built." In other words, every cent is spent on these goods that is believed necessary, **but not a penny more.** The result is that capacity, quality of materials and workmanship considered the Standard Cyphers Incubators are **sold at low prices**, and the purchaser gets full value and gets what he wants—a practical, trust-worthy incubator and one that will last.

PRICES

No. 0, 70 hen egg, 55 duck egg.....\$15 00	No. 2, 244 hen egg, 200 duck egg.....\$32 00
No. 1, 144 hen egg, 112 duck egg..... 22 00	No. 3, 390 hen egg, 300 duck egg..... 38 00

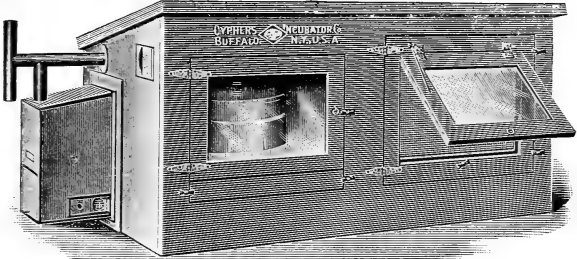
For further information ask for Cyphers catalog.

Cyphers Brooders

Cyphers Adaptable Hover and Standard Fire-Proof Brooder Heater

As the name indicates, this efficient device is "**adaptable**" for use anywhere that chicks can be housed with safety, and it will do its work under widely varying conditions. It is constructed **entirely of non-combustible material.**

The Adaptable Hover is especially recommended for use in continuous brooding houses, containing pens or chick runways side by side. It may also be used separately to excellent advantage as a brooding device in colony coops, in portable houses and in home-made brooders, such as goods boxes, piano boxes or organ cases, and can be adapted to other makes of brooders provided they are 26 inches high and of fairly large dimensions otherwise.



Cyphers Style B Outdoor Brooder

Cyphers Outdoor Brooders

CYPHERS STYLE B OUTDOOR BROODER. This is the most popular "foster mother" made and sold in any country at any price. It is equipped with a Standard Cyphers Fire-Proof Adaptable Hover. The Apartment under the Hover is the warmest at all times when the brooder is in operation, the apartment in which the Hover is located is next warmest, then there is the cool exercising room, with large glass window and double door in which the chicks obtain the necessary exercise in stormy weather and become gradually hardened before they are allowed freedom out of doors during the cold days of early spring. This brooder is well lighted and durably built. The floor is in one piece, and the floors of the hover and exercising apartments are on the same level, avoiding the use of steps or inclined runways for the chicks to climb. All of these special features combine to make this the most popular type of brooder


PRICES

Cyphers Adaptable Hover.....\$ 8 50	Cyphers Style B outdoor brooder.....\$16 50
Cyphers Style A outdoor brooder..... 12 50	Cyphers Style C outdoor brooder..... 18 50

We do not give description of Style A and Style C Outdoor Brooders but will be glad to mail Cyphers catalog upon receipt of your inquiry for same.



The Cycle Hatcher



The Cycle Hatcher

The Cycle Hatcher is designed to take the place of the hen, and to carry out the development of the embryo chick in the egg to a living, healthy bird by a device approaching near to the stage of perfection in construction, operation and control of the moisture. The supply of heat in the Cycle Hatcher comes from the center and is radiated in all directions like the rays of the sun, carrying with it an abundant supply of fresh, heated air that is required to travel only six inches to reach every egg in the extreme portions of the nest. The heat is governed by the double wafer regulator that is placed so close to the eggs that it is sensitive to the natural heat of the growing embryo chick in the egg as well as the supplied heat from the lamp.

The Cycle Hatcher is too simple in construction to require a long description and the pictures of the complete machine and nest show practically all there is to it.

The nest, heater, lamp, thermometer and the automatic appliance to release the surplus heat, make a complete hatcher that can be operated

by any child that can properly care for a lamp—the essential part in the operation of a Cycle Hatcher.

The Cycle Hatcher is made in two styles; one style is simply to hatch the eggs—the other to do the double duty of hatching and brooding. Both styles of hatchers are fire-proof; they are so constructed that it will never cause heat, thus eliminating the danger from fire. There are many features embodied in this new invention that makes it possible to raise fowls in small places, in village and city yards, in boxes, sheds, on porches, or any other out of the way place.

Unlike other machines for hatching eggs and brooding chickens, the lamp is let down from the top of the machine, making it unnecessary to stoop every time you have occasion to handle the lamp.

A dry goods box, well covered with tar paper or other water-proof material, will serve as a safe place to operate the machine, winter or summer, and will enable you to hatch and raise some chickens while your neighbor is waiting for a more convenient season or time.

It is the machine that has made it possible to get such large returns from a few hens in the Philo System plant.



Brooder-Hatcher

PRICES

Cycle Hatchers.....	\$6 50	Galv. Iron Brooders, medium.....	\$2 25
Cycle Brooder Hatchers.....	8 50	Galv. Iron Brooders, large.....	2 75
Galv. Iron Brooders, small.....	1 75	Educator Brooders.....	5 50

Philo System Coops

PRICES

Brooder Coops, complete with troughs.....	\$12 00	Adjustable Coops, complete with troughs	\$17 00
Economy Coops, complete with troughs.....	14 00	Single Winter-Coops comp. with troughs..	22 50
Summer Colony Coops, complete with troughs.....	\$14 00		

Complete descriptive catalog of the above goods will be forwarded upon receipt of inquiry.



Handy Hatcher

Costs only \$3.50—or the price of one good hen and covers twice as many eggs. It is always ready to set and turn out chicks when they are most valuable. The regulation of heat and moisture is automatic. Hatches chickens, turkey, duck or goose eggs equally well. Takes up no more space than a typewriter and weighs but 6 pounds packed for shipment.

The inventor is Mr. H. E. Moss, who has for a number of years been connected in an official capacity with one of the largest incubator, poultry food and poultry supply companies in the world, and has had, in addition, many years of practical experience in the operation of different incubators.

The **Handy Hatcher** is made in one size only, **25 egg** capacity.

The need of a practical and successful incubator of small capacity has long been apparent but never before supplied. The **Handy Hatcher** is now prepared to fill this vacancy.

It is not a toy nor play-thing, neither is it a dream of a theorist or an attempt to either subvert or improve upon nature's laws, but is the condensed result of many years of experience actually spent in this field.


It can be run in the living room or any room in the house and is just as perfect in every detail of its operation as the larger standard machines.

The **Handy Hatcher** is not built to be operated in a woodshed or barn, in zero weather, but must be run in the house in a living room temperature at such times. This does not make necessary a double case, packed with cotton, as would be necessary under severe conditions in larger incubators.

The **Handy Hatcher** is very neatly and substantially made of kiln-dried lumber, finished in mahogany color, with all brass trimmings including the regulator and arm, and is ornamental as well as useful.

Special catalog will be supplied upon request.

Price \$3.50 at Wichita—on account of small weight (6 lbs) we usually ship by express, at buyer's expense.



Egg Boxes



Eyrie Egg Box

The Eyrie

A box that is self-locking, cannot be tampered with, impossible to pilfer after it is filled. Placing the handle in socket locks the box. You can stand on it after locked without damage to contents.

The Anderson

Constructed on same general principles as Eyrie, but seals instead of self-locking.

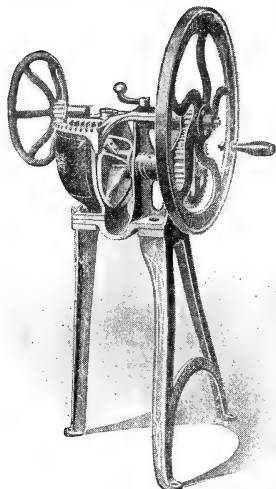
PRICES

	Each	Per dozen
EYRIE		
No. 1, 15-egg size.....	\$ 15	\$1 35
No. 2, 30-egg size.....	25	2 00
ANDERSON		
No. 3, 15-egg size.....	15	1 15
No. 4, 30-egg size.....	20	1 90
No. 5, 50-egg size.....	30	2 75



Humphrey Bone Cutter

By feeding green bone, your hens will fill the egg basket regularly in the winter time. The Humphrey "Open Hopper" Green Bone Cutter is the only mill that you don't have to break the bone into small bits in order to get it into the hopper; takes almost any size piece of bone right off the butchers block. Easiest running, strongest and most durable mill on the market. Low cost large returns on your investment.



Humphrey "Open Hopper"
Green Bone Cutter

PRICES

No. 1 Hand Power.....	\$12 50
No. 2 1/2 Hand and Power.....	15 50
No. 6 Medium Power.....	22 00
No. 3 Direct Power.....	37 00

Humphrey Clover Cutter

Cuts fine, fast and easy, Price, Bench Cutter, \$8.50. Stand Cutter \$10.50.

Humphrey Grit Mortar \$3.75

The Banner Root Cutter

The Banner Root Cutter, cuts beets, cabbage, mangels and all other roots, and vegetables. It cuts fast, fine, and is easy running; leaves the feed in fine ribbon-like strips that make choking impossible. The knives are adjustable and made of the very best of steel. An iron grate in bottom of hopper lets dirt and gravel escape before reaching the knives. Price \$5.00 and upward;

ASK FOR HUMPHREY DESCRIPTIVE PAMPHLET

Tested Thermometers

The best incubator or brooder manufactured is useless unless the thermometer used therein is accurate. Hundreds of hatches in incubators fail because of inferior thermometers, a large number of chickens are killed in brooders owing to defective or worthless thermometers. The thermometers listed herein are manufactured especially for us, and are thoroughly tested before they are shipped. All of our thermometers have been carefully seasoned.

PRICES

- Ross Brothers Incubator Thermometers 60c each; postpaid 65c.
- Ross Brothers Incubator Thermometers, per doz. by express, \$5.50.
- Incubator Thermometers Certified \$1.00 each.**
- Ross Brothers Brooder Thermometers, 40c each; postpaid 45c.
- Ross Brothers Brooder Thermometers, per doz. by express \$4.25.
- Thermometers for general use, tin frame, 50c each.
- High Grade Thermometers for general use, \$1.00 each.
- Hotbed Thermometers \$1.00 each.



Tycos Incubator Hygrometer

A Hygrometer—or moisture gauge—is a good mate for the Thermometer. The thermometer tells the temperature of the egg chamber; the Hygrometer tells the humidity in the egg chamber. The Hygrometer is for incubator users and in order to make sure that the moisture in their machines is exactly right. Price \$1.75 each.



PILLING LANSDOWNE POULTRY MARKER

Look at illustrations and see how easy it is to use. Large or small size sent postpaid, 25 cents.

PETTY'S PERFECT POCKET POULTRY PUNCH

All steel. Nickle plated. Punches clean. Hole right size. Will not bruise the foot. Price 25 cents postpaid.






Conkey's Poultry Remedies



Don't Worry! Conkey Will Cure Me.



		Postpaid	
ROUP REMEDY.....	\$ 50	\$ 50	
ROUP REMEDY.....	1 00	1 00	
BRONCHITIS REMEDY.....	50	55	
CHOLERA REMEDY.....	25	25	
CHOLERA REMEDY.....	50	55	
GAPE REMEDY.....	50	60	
CHICKEN POX REMEDY.....	50	55	
LIMBER NECK REMEDY.....	50	55	
SCALY LEG REMEDY.....	50	55	
RHEUMATIC REMEDY.....	50	55	
HEALING SALVE.....	25	25	
HEALING SALVE.....	50	55	
POULTRY LAXATIVE.....	25	30	
POULTRY TONIC.....	25	30	
SULPHUR CANDLES (3).....		\$ 25	\$ 40
SULPHUR CANDLES (12).....		1 00	1 35
HEAD LICE OINTMENT.....		25	25
LICE POWDER.....		25	40

LICE POWDER.....		50	75
LICE POWDER.....		1 00	1 50
LICE LIQUID.....		35	60
LICE LIQUID.....		60	85
LICE LIQUID.....		1 00	1 30
LAYING TONIC.....		25	50
LAYING TONIC.....		50	85
LAYING TONIC.....		1 00	
LAYING TONIC.....		3 00	
NOX-I-CIDE.....		35	60
NOX-I-CIDE.....		60	90
NOX-I-CIDE.....		90	1 25
NOX-I-CIDE.....		1 50	2 00
FLY KNOCKER.....		35	60
FLY KNOCKER.....		60	90
FLY KNOCKER.....		1 00	1 50
POULTRY WORM REMEDY.....		50	55


Write for book on Poultry, it will be mailed to your address upon receipt of two cent postage stamp.

Poultry Grits and Remedies

We carry in stock a very complete line and will appreciate your orders.



- CRUSHED OYSTER SHELLS, \$1.00 per 100 lb. sack, per lb. 2c.
- MICA CRYSTAL GRIT, \$1.00 per 100 lb. sack, per lb. 2c.
- FINE GROUND BONE, \$3.00 per 100 lb. sack, per lb. 3 1/4c.
- COARSE GROUND BONE, \$3.00 per 100lb. sack per lb. 3 1/2c.
- BLOOD MEAL, \$4.00 per 100 lb. drum, per lb. 5c.
- MEAT MEAL, \$3.50 per 100 lb. sack, per lb. 5c.
- HEMP SEED, per lb. 10c, 3 lbs. for 25c.
- CANARY SEED, per lb. 10c, 3 lbs. for 25c.
- RAPE SEED, per lb. 10c 3 lbs. for 25c.
- SUNFLOWER SEED, per lb. 10c, 3 lbs. for 25c.
- PRATT'S Poultry Food, Gape Cure Roup Cure and Lice Killer.



Ask for special lists.

Hess & Clark Poultry and Stock Foods.



Thoroughbred Poultry

We sell all kinds of **pure bred poultry**. It is not convenient to quote firm prices in this book, therefore we will be glad to have you write us a list of your needs and will quote prices promptly. At this time we have a fine lot of Barred Rocks, White Wyandotte and Buff Orpington Cockerels at reasonable prices. Will have eggs for sale during the season and will quote prices upon request.

Prepared Poultry Foods

ALL CHICK FOODS ARE ON BOARD CARS AT WICHITA

In order to start young chicks off properly and hasten their growth, we recommend the feeding of prepared foods. The Wichita Quality Chick Food and Wichita Quality Scratch Food are manufactured especially for us and have given excellent results to all who have used them.

Wichita Quality Chick Food \$2.75 per 100 lb. sack; small lots 3 1/2¢ per lb.
Wichita Quality Scratch Food \$2.50 per 100 lb. sack; small lots 3¢ per lb.
We also carry other Chick Feeds in stock which are standard makes and will be readily recognized by poultry raisers.

Cyphers Chick Feed \$3.00 per 100 lb. sack; small lots 3 1/2¢ per lb.
Cyphers Developing Food \$2.75 per 100 lb. sack; small lots 3 1/2¢ per lb.
Cyphers Scratch Food \$2.50 per 100 lbs. sack; small lots 3¢ per lb.
Midland Poultry Food No. 2—\$1.90 per 75 lb. sack.
Midland Poultry Food No. 4—\$1.90 per 75 lb. sack.
Otto Weiss Chick Food \$2.50 per 100 lb. sack; small lots 3¢ per lb.
Otto Weiss Hen Feed \$1.80 per 100 lb.; small lots 2 1/2¢ per lb.

Linseed Oil Cake Meal—Keeps animals in healthy condition and greatly aids the assimilation of grain, thereby increasing the percentage of gain in fattening cattle and hogs for market. It is splendid for feeding calves and pigs when fed with skimmed milk. Gives horses a glossy coat and improves their health. 100 lb. sack \$2.25; per lb. 3¢.

The prices of Chick and Poultry Feeds fluctuate, therefore we are only able to quote subject to market changes.

Miscellaneous Poultry Supplies

X-Ray Egg Testers, each 25c, by mail 35c.
Single Wafer Thermostats, each 35c, by mail 45c.
Double Wafer Thermostats, each 75c, by mail 80c.
Brackets and Complete Regulators, will quote prices upon request.
Lamps complete with Flue and No. 2 burner, each \$1.00 to \$1.50.
Lamps complete with Flue and No. 3 burner, each \$1.25 to \$2.00.
Lamp Burners Sun Hinge No. 2, each 25c to 50c.
Lamp Burners Sun Hinge No. 3, each 50c to 75c.
POSTAGE EXTRA WHEN FORWARDED BY MAIL.
Galvanized Dry Feed Hoppers, 2 compartment, each 75c.
Grit and Shell Boxes, each 50c.
Wall Fountains, 1-gal. size, each 50c.
2-Piece Drink Founts, 1-qt. size each 20c; 1/2-gal. size, each 35c; 1-gal. size, each 50c.
Grit and Shell Boxes, Wall Fountains and Drink Founts, are not mailable.
Cyphers Safety Stove each \$1.75.
Ovinaphol Nest Eggs, each 10c; dozen 90c. Postage extra, 5c each.
Porcelain Nest Eggs, each 5c; dozen 40c. Postage extra, 3c each.
Sulphur Fumigating Candles, each 10c. Postpaid 15c each; dozen by express 90c.
Charcoal, 50 pound sacks, each \$1.25.

Square Deal Fence

The proper and secure fastening together of the wires is the most important feature in the making of wire fence.

In Square Deal Fence the stay is one piece from top to bottom of fence. This makes the fence much stronger than if the stays were cut off at each intersection with the line wire.

The one-piece stay gives Square Deal Fence a power for resistance and enables it to stand with less posts, or give better service with the same number of posts than cut stay fences.

If you contemplate building fence this winter or next spring we will appreciate the opportunity to figure on your requirements, and if it is possible for you to call at our store

before buying fence, we feel certain that you will decide that Square Deal Fence is worth buying.

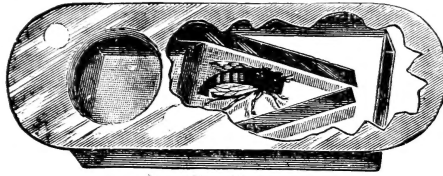
You will find that our Prices are reasonable. Tell us how much fence you want to buy and the height you want.





BEE SUPPLIES

We carry a complete line of Higginsville Hives and Supplies in stock. Will furnish Special Catalog upon request.




Bee Escapes

Honey Plants

CLEOME or ROCKY MOUNTAIN BEE PLANT—One of the best honey-producing plants. It is perfectly hardy, and after once sown, will usually self sow and increase rapidly. Has an attractive flower in shades of pink and crimson. Bees feed heavily on this. Oz. 20c, 1/2 lb. 43c, lb. \$1.25.

SWEET CLOVER—Is a tall plant, growing to the height of 4 to 6 feet, with branches bearing small, white flowers of great fragrance. It may be sown in the spring or fall, 10 lbs. will sow an acre. Unhulled seed, lb. 25c. Ask for price in larger quantities.

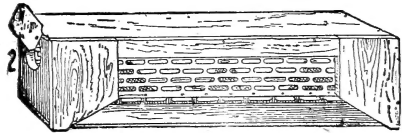
CATNIP—While this is a common herb, it is very much in demand by bee keepers. Oz. 35c. 1/4 lb. \$1.00, lb. \$3.00.



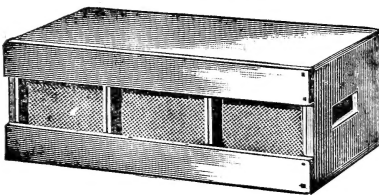
Higginsville Hive



Section



Queen and Drone Trap



Shipping Case




Globe Bee Veil




BINGHAM Original Direct Draft CLEAN Bee Smokers

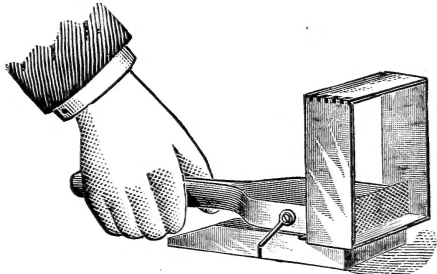
Pat'd 1878, '82, '92 & 1903



Section Holders



Higginsville Cover



Parker Foundation Fasteners

INDEX

GARDEN SEEDS

	Page		Page
Asparagus.....	7	Melons, Water.....	22-24
Artichokes, Jerusalem.....	38	Mustard.....	20
Beans.....	7-8	Nasturtiums.....	20
Beets.....	8-10	Okra.....	20
Broccoli.....	12	Onions.....	24-26
Brussel Sprouts.....	12	Parsley.....	26
Cabbage.....	10-12	Parsnips.....	26
Carrots.....	14	Peas.....	28
Cauliflower.....	14	Peanuts.....	38
Celery.....	14	Peppers.....	30
Collards.....	12	Potatoes, Irish.....	38
Corn Salad.....	16	Potatoes, Sweet.....	38
Corn, Sweet.....	14-16	Plants, Vegetable.....	38
Cress.....	12	Pumpkins.....	30
Cucumbers.....	16-18	Radishes.....	30-32
Egg Plant.....	16	Rhubarb.....	32
Endive.....	16	Rutabagas.....	37
Herbs.....	38	Salsify.....	34
Kohlrabi.....	12	Spinach.....	34
Kale.....	20	Squash.....	34-36
Leek.....	26	Tomatoes.....	36-37
Lettuce.....	18-20	Turnips.....	37
Melons, Musk.....	20-22	New Things in Vegetables.....	4-6

FLOWER SEEDS

Ageratum.....	40	Foxglove.....	42
Alyssum.....	40	Godetia.....	44
Aster.....	40	Larkspur.....	42
Balsam.....	40	Marigold.....	44
Balsam Apple.....	46	Mignonette.....	44
Bean, Ornamental.....	40	Momordica.....	44
Calendula.....	40	Moonflower.....	45
Candytuft.....	42	Nasturtiums.....	44
Celosia.....	42	Peas, Sweet.....	45
Centaurea.....	42	Phlox Drummondii.....	46
Clarkia.....	42	Pinks.....	45
Cosmos.....	42	Poppy, California.....	42
Cypress Vine.....	46	Portulaca.....	45
Delphinium.....	42	Wild Cucumber.....	46
Digitalis.....	42	Zinnia.....	46
Eschscholtzia.....	42	New Sweet Pea.....	4

DORMANT BULBS

Begonias.....	46	Gladiolus.....	48
Caladium.....	46	Gloxinias.....	46
Cannas.....	46-48	Hardy Lilies.....	48
Cinnamon Vine.....	48	Madeira.....	48
Dahlia.....	48	Tube Rose.....	48

INFORMATION

Scientific Farming.....	49-50	Plowing.....	51
Cultivation.....	53	The Harrow.....	51
The Disk Harrow.....	51	Sub-Surface Packing.....	52

FARM SEEDS

Alfalfa.....	54	Flax.....	62
Bermuda Grass.....	58	Hemp.....	62
Bluegrass, Kentucky.....	58	Meadow Fescue, or English Bluegrass.....	58
Bromus Inermis.....	58	Milo Maize.....	60
Beans, Castor.....	62	Millet.....	62
Barley.....	62	Oats, Seed.....	62
Buckwheat.....	62	Orchard Grass.....	58
Canary.....	62	Peas, Cow.....	62-63
Cane or Sorghum.....	60	Rape, Dwarf Essex.....	60
Clover, Alsike.....	54	Red Top.....	58
Clover, Red.....	54	Rye, Seed.....	62
Clover, Mammoth.....	54	Sand Vetch.....	62
Clover, White.....	54	Shallu.....	6-60
Clover, Sweet.....	4	Speltz or Emmer.....	62
Corn, Seed.....	55-56-57	Sunflower.....	62
Corn, Pop.....	57	Tall Meadow Oat Grass.....	58
Corn, Kafir.....	60	Timothy.....	58
Corn, Broom.....	60		

TREE SEEDS

Hardy Catalapa.....	58	Russian Mulberry.....	58
Black Locust.....	58	Osage Orange.....	58
Honey Locust.....	58		

MISCELLANEOUS

Commercial Fertilizers.....	63	Sprayers and Spray Pumps.....	67-68
Garden Implements.....	65-66	Spraying Chemicals.....	69
Seed Sowers.....	64	POULTRY SUPPLIES.....	70-78
Standard Spray Pump.....	68	BEE SUPPLIES.....	79

These Tables are arranged as a Guide to Planting in the latitude of Wichita, and allowances should be made accordingly.

JANUARY	FEBRUARY	MARCH	APRIL	MAY
Buy Acorn Brand Seeds and have them ready for use.	Sow in Hotbed: Early Beets Brussel Sprouts Early Cabbage Cauliflower Carrots Kohlrabi Lettuce Parsley Radish Tomato	Sow in Hotbed: Cabbage Celery Cucumber Egg Plant Lettuce Pepper Tomato Sweet Potatoes	Sow in Hotbed: Celery Cucumber Egg Plant Pepper Sweet Potatoes	Sow in Hotbed: Celery
Prepare the Hotbeds and Cold Frames.		In open ground Asparagus Beans, bush Beets Brussel Sprouts Carrots Collards Cress Kale Kohlrabi Onion Onion Sets Parsley Parsnips Peas, early Potatoes Radish Rhubarb Spinach Early Turnips Cabbage Plants	In open ground Artichokes Beans bush Beets Cabbage Carrots Cauliflower Sweet Corn Cress Cucumber Lettuce Leek Muskmelon Watermelon Onion Onion Sets Okra Parsley Parsnips Peas, medium Potatoes Radish Rhubarb Salsify Spinach Summer Squash	In open ground Sweet Corn Beans, all kinds Broccoli Cabbage Carrots Sweet Corn Cucumber Kale Kohlrabi Melons Okra Onion Peas Radish Salsify Squash Herbs Cabbage Plnts Pepper plants Celery plants Tomato plants Sweet Potato Plants
Sow in Hotbed Early Cabbage Cauliflower.	In open ground Kale Mustard Onion Sets Radish Spinach Early Turnips			
Ross Brothers Alabama Sweets Water-Melons are almost perfect.	Sweet Peas Clovers Grass Seeds Barley Oats Speltz	Sweet Peas Nasturtiums All Grasses] Alfalfa Clover Barley Oats Speltz		
Netted Rock Cantaloupe is rust resistant.	Plant Early Field Corn during month of April so that you will have mature Corn for the hogs in September			
Try Morse Golden Cream, Golden Bantam and Peep-O'-Day Sweet Corn.				

Plant Ross Brothers Acorn Brand Seeds

JUNE	JULY	AUGUST	SEPTEMBER	OCTOBER
In open ground Beans Beets Late Cabbage Carrots Sweet Corn Cucumber Endive Kale Lettuce Okra Early Peas Pumpkin Squash Nasturtiums Sweet Peas Field Corn Cane Cow Peas Kafir Corn Millet Milo Maize Dwarf Essex Rape	In open ground Beans, bush Sweet Corn Corn Salad Cucumber Endive Kohlrabi Lettuce Early Peas Radish Spinach Turnips Early Field Corn Cane Cow Peas Kafir Corn Millet Milo Maize Rape English Blue Grass	In open ground Beans, bush Corn Salad Cucumber Endive Lettuce Early Peas Winter Radish Rutabaga Spinach Turnips Alfalfa Clovers Blue Grass Timothy All other Grasses Dwarf Essex Rape Rye Winter Barley Soft Wheat for Pasture	In open ground Corn Salad Cress Kale Lettuce Winter Radish Spinach Rutabaga Turnips Alfalfa Clovers Blue Grass All other Grasses Rye Wheat Winter Barley Fall bulbs in pots for winter blooming.	In open ground Spinach Winter Onion Sets Rye Wheat Winter Barley Bulbs in pots for winter blooming.
Stock Beets Plow ground for Alfalfa Seeding.	Plow ground for Alfalfa Seeding.			In open ground Bulbs for Spring blooming.

Ross Brothers Seed House, Wichita, Kans.

