

Historic, Archive Document

Do not assume content reflects current scientific knowledge, policies, or practices.

6211
The Simpson Seed & Floral Co.

1551 Champa St. DENVER, COLO.

Seeds, Bulbs
Plants



Poultry Supplies

HOW TO GROW GOOD VEGETABLES

The soil for a vegetable or flower garden should be free from stones or stumps and easily cultivated. Wet land, that cannot be drained, should be avoided, as all crops suffer more from too much water than from drought. Land which has a gentle rolling or undulating surface, with a southern exposure, is the most desirable for general gardening operations, since it receives the full sunlight and allows the most perfect control of the water that falls upon it. It is not absolutely necessary that the exposure should be southern, as good gardens are grown in any exposure, but a southern exposed ground can be worked sooner in the spring and, by so doing, raise 2 crops a year on the same ground. A garden should be cultivated often, as cultivation prevents evaporation and so saves the moisture in it. Water should not be applied unless the crop is suffering for it. Whenever the garden has been irrigated it should be cultivated, as soon as possible, to prevent the soil from baking. The water must be applied enough to nicely moisten the land, but avoid getting it water-soaked. The crops should be rotated to avoid insect enemies, to deepen the soil and to use the plant food in the land to best advantage, since crops vary very much in the amount of different elements which enter into their composition. Some plants feed largely near the surface, while others take their food mostly from a lower level. Root crops should not follow root crops, nor should vines follow vines for many years in succession on the same land. Nitrogen, Phosphorus and Potash are the most important elements in the composition of our cultivated plants, and must be furnished to the ground in a great quantity if good crops are expected.

Rotten stable manure contains the most of them, and must be put on the garden as often as possible. Horse manure, being loose and light, ferments very quickly, and, on this account, is better than other manures for early spring crops or to warm hotbeds.

By the proper cultivation of the gardens we accomplish three things: (1) The weeds are kept out so they do not shade the young plants, neither take away any plant food or moisture. (2) The surface of the soil is brought into best condition to resist drought and to take in all the moisture from rains. (3) The inert plant food in the soil is made soluble by the combined actions of the sun and the air.

In order to secure a good germination of the seeds, they should be sown in mellow soil, and this packed around them just firm enough to bring it in good contact. Unless the seed is carefully and properly placed and covered, the crop cannot get a good start. Seeds will not sprout in the absence of air, and on that account, seeds that are sown too deep fail to come up.

In planning the garden it is important to put all the perennial crops, or all crops maturing about the same time, together, so as to render the work of cultivating easier. Seeds have to be put in the ground at different times in the spring. Some can be sown as soon as the ground can be worked, while others, such as beans, corn and all vines, must not go in till danger of frost is passed and the ground is warm.

Most people sow the seeds too deep, and then blame the **seedsmen** for selling **poor seeds**, when the **fault is theirs**. All small seeds, like cabbage, lettuce, onions, etc., should not be sown deeper than 1/2 inch, and, in good many cases, when the spring is rather wet, 1/4 inch would be better. Beans will do best if sown about 2 inches, while sweet corn ought to be covered 1 to 1 1/2 inches deep. Peas are the only crop that will do well if planted more than 2 inches deep.

GUARANTEE

While we exercise the greatest care to have none but reliable, fresh and genuine seeds and plants, it must be distinctly understood that we send no goods with warranty, expressed or implied in any respect, and will not be in any way responsible for the crop. If the customer does not accept the goods on these terms, they are at once to be returned.

INDEX

A	Page.	D	Page.	Page.	Page.
Alyssum	21	Daisy	22	Leek	8
Aster	21	Endive	8	Lettuce	8-9
Asparagus	1	Egg Plant	8	M	
B		F		Mangels	3
Bachelor's Button	21	Fertilizers	30	Marigold	23
Balsam	21	Flower Seeds	21	Melon, Musk	9-10
Beans	1-2	Forge Plants	26-29	Melon, Water	10
Beets	2-3	Foreign Names	30	Mignonette	23
C		Forget-me-not	22	Millet	29
Cabbages	3-4	Four O'clock	22	Morning Glory	22
California Poppy	22	G		Mushrooms	11
Canary Bird Flower	21	Gourds	23	Mustard	11
Candytuft	21	Grass Seeds	26-29	N	
Canna	21	H		Nasturtium	23
Carnation	21	Hellotrope	23	O	
Carrots	5	Herbs	20	Onion	11-12
Castor Beans	21	Hollyhocks	23	Onion Sets	12
Cauliflower	4	I		Oyster Plant	18
Celery	5	Implements	31-32	P	
Chrysanthemum	22	Insect Destroyers	30	Pansy	24
Corn	6-7	K		Parsley	13
Cosmos	22	Kale	8	Parsnip	13
Coxcomb	22	L		Peas	13-14
Cress	7	Larkspur	23	Pepper	14
Cucumbers	7	Lawn Grass	27	Petunia	23
Cypress Vine	22			Phlox	24
				Pinks	22
				Poppy	24
				Portulaca	24
				Pumpkin	15
				R	
				Rhubarb	16
				Radish	15-16
				Rutabaga	20
				S	
				Salsify	17
				Spinach	17
				Squash	17-18
				Stocks, 10 Weeks	24
				Sweet Peas	25
				Sweet Sultan	25
				Sweet William	24
				T	
				Tomato	18-19
				Turnip	19
				U	
				Useful Tables	33
				V	
				Verbena	25
				W	
				Wild Flower Garden	25
				Wild Cucumber	25
				Z	
				Zinnia	25

Wm. H. Tracy, Jr.

Standard Vegetable Seeds

ASPARAGUS

CULTURE—Sow the seed thinly in rows one foot apart, as soon as the ground is warm, in March or April, covering the seed from $\frac{1}{2}$ to $\frac{3}{4}$ inch deep. Thin out the seedlings to three or four inches in the rows, saving only the strongest. The one-year plants should be set out in the spring, in a good, rich, sandy soil, dug 20 to 24 inches deep, into which has been worked plenty of well-rotted manure, and the plants should be at least six inches below the surface; one foot apart in the row. If it is a stiff clay soil it should be loosened up by mixing plenty of sand, or coal ashes, and be well drained. One ounce of seed produces about 300 plants.

CONOVER'S COLOSSAL. The standard, sending as many as thirty shoots.

Pkt. 5c; oz. 10c; $\frac{1}{4}$ lb. 20c; lb. 60c.

PALMETTO. Bright green and very early. It is of very large size, even and regular in growth and appearance.

Pkt. 5c; oz. 10c; $\frac{1}{4}$ lb. 25c; lb. 75c.

COLUMBIA MAMMOTH WHITE. A choice variety with white stalks.

Pkt. 5c; oz. 10c; $\frac{1}{4}$ lb. 25c; lb. 75c.

BEANS

CULTURE—A succession of sowings can be made from the first week in May until August. Plant in drills about two inches deep and from eighteen inches to three feet apart, according to the richness of the soil; the plants should be about three inches apart. One pound to 100 feet of drill, sixty to eighty pounds to an acre. Ask for prices on large quantity.

Green Podded Varieties

BURPEE'S STRINGLESS. One of the best green podded sorts; extra early, round fleshy pods; very brittle and almost entirely stringless.

Pkt. 5c; $\frac{1}{2}$ lb. 15c; 1 lb. 20c.

GIANT STRINGLESS VALENTINE. Resembles the Valentine, though pods average one-third larger and usually are stringless. Is fully a week earlier than the Improved Valentine.

Pkt. 5c; $\frac{1}{2}$ lb. 15c; 1 lb. 20c.

EARLY YELLOW SIX WEEKS. An early snap short variety, producing edible pods 40 days after germination.

Pkt. 5c; $\frac{1}{2}$ lb. 10c; 1 lb. 15c.



Burpee's Stringless.

Yellow Podded Varieties

DWARF BLACK WAX. Known in many localities as Butter Beans. A very superior snap-short, ripening first among the earliest, and having the best characteristics. Pods round, yellowish white, fine flavor.

Pkt. 5c; $\frac{1}{2}$ lb. 15c; lb. 20c.

IMPROVED GOLDEN WAX. The pods are large, long, brittle and entirely stringless, and of a beautiful rich golden wax color.

Pkt. 5c; $\frac{1}{2}$ lb. 15c; lb. 20c.

WARDWELL'S KIDNEY WAX. It is as early as the Golden Wax; pods very large, long, tender, stringless and of a fine light golden color. It grows taller than Golden Wax, and out-yields it by far. We recommend it highly, both for private and market garden.

Pkt. 5c; $\frac{1}{2}$ lb. 15c; lb. 20c.

Bush Lima Beans

BURPEE'S BUSH LIMA. It is the true bush form of the old Large Lima Pole Beans. It grows vigorously to a height of eighteen to twenty inches, forming a circular bush two to two and a half feet in diameter, yielding from fifty to one hundred pods similar to those grown on the Large White Pole Lima.

Pkt. 5c; $\frac{1}{2}$ lb. 15c; lb. 20c.

HENDERSON'S BUSH LIMA. Grows without the aid of stakes or poles, is compact, bush form, from fifteen to eighteen inches high and produces enormous crops of delicious Lima Beans, which can be as easily gathered as the common bush beans.

Pkt. 5c; $\frac{1}{2}$ lb. 15c; lb. 20c.

Pole or Running Beans

All the following Pole Beans: **Pkt. 5c; ½ lb. 15c; 1 lb. 20c.**

LAZY WIFE. This sort is very popular. As its name indicates, a handful of choice, stringless pods at a single grab. The pods are broad, thick, very fleshy, entirely stringless and possess a rich buttery flavor when cooked. The beans are white and make a very good dry bean for winter use; may be grown either on poles or on corn.

KENTUCKY WONDER. Vine vigorous, climbing well and very productive, bearing its pods in large clusters; pods green, very long, often reaching nine or ten inches, nearly round when young and very crisp, becoming very irregular and spongy as the beans ripen.

LARGE WHITE LIMA OR BUTTER. Rich and finest flavor and estimated to be the best late pole bean.



CULTURE. Sow as early in the spring as the ground can be worked and every two weeks after, up to the middle of July. For general crops sow about the 20th of May. The soil should be deep, rich and mellow, plowed deep and harrowed until very fine. Drop seeds about 1 inch deep in drills twelve to eighteen inches apart, and when well up thin to four or six inches. The tops of the young beets can be used as greens. One ounce will sow 100 feet drill. Six to eight pounds to an acre.

NEW CRIMSON MODEL. This is indeed a model variety and will be highly appreciated both for forcing or growing outside. It is extremely smooth and symmetrical in shape and of a fine rich blood-red color.

Pkt. 5c; oz. 15c; ¼ lb. 50c; lb. \$1.75.

EXTRA EARLY EGYPTIAN. A very extra early turnip-shaped variety. Has small tops and grows quickly. The flesh is in alternate rings of white and deep red.

Pkt. 5c; oz. 15c; ¼ lb. 40c; lb. \$1.50.

EARLY BLOOD RED TURNIP. Here we have the old standby, the turnip beet, with its dark red color, well known to so many homesteads.

Pkt. 5c; oz. 15c; ¼ lb. 40c; lb. \$1.50.

DETROIT DARK RED. A choice strain of dark-red turnip beet; fine shape, smooth roots, small tops, very tender and sweet.

Pkt. 5c; oz. 15c; ¼ lb. 40c; lb. \$1.50.

ECLIPSE. It is nearly as early as Egyptian and much more desirable, owing to its globe shape, great smoothness and regularity.

Pkt. 5c; oz. 15c; ¼ lb. 40c; lb. \$1.50.

LONG BLOOD RED. An old standard variety, used for table and cattle; resists drouth better than any of the other varieties of beets, color deep red, flesh very sweet, grows entirely under ground.

Pkt. 5c; oz. 15c; ¼ lb. 35c; lb. \$1.30.

BEET



SUGAR BEET AND MANGEL WURZEL

For Stock Feeding.

CULTURE. Sugar Beets and Mangels require same soil as garden beets, but plowed deeper. Sow in May or June in rows eighteen to thirty inches apart and thin from fifteen to eighteen inches in rows. Young plants can be transplanted to fill up vacancies. When the plants are three or four inches high a top dressing of 200 to 400 pounds of concentrated fertilizer would help the crop very much. As soon as the frost comes they should be dug up and heaped up at a height of four to six feet, on a dry, well drained place, and covered, at first lightly with loose straw or hay to prevent heating, and when the ground begins to freeze, a layer of five or six inches of soil must be placed over the entire heap. Sow four or five pounds to an acre. If for sugar factory, 15 to 20 pounds.

Prices for all the following Mangels and Sugar Beets:
Oz. 10c; ¼ lb. 20c; lb. 60c.

Ask for prices on large quantity.

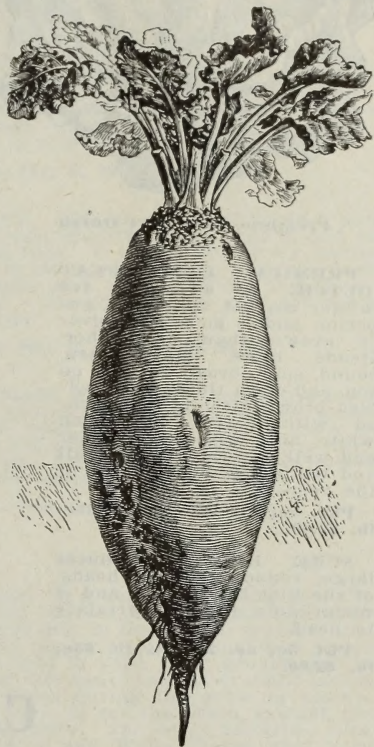
RED TOP SUGAR BEET. It unites capacity for a large yield with an exceedingly rich flesh, making it the best for cattle feeding. Tops medium size, roots above medium size, long top-shaped, growing slightly above the surface; white, washed with red at top; flesh fine grained and very sweet.

WHITE KLEIN WANZLEBEN SUGAR BEET. This variety has proved to be a very valuable sort in Colorado and other sections of this country, where it has long been thoroughly tested. It has a rather long, slender root, very rich in sugar, and grows deeply sunk in the ground, and it is claimed to yield under average conditions about sixteen tons to the acre, containing 15 to 16 per cent. of sugar.

GOLDEN TANKARD MANGEL WURZEL. This is undoubtedly one of the most profitable varieties to grow for stock, as it is an enormous cropper, and is said to be one of the most nutritious Mangels in cultivation. Color bright yellow.

MAMMOTH LONG RED MANGEL WURZEL. A particularly fine stock of Mangel. The roots attain enormous size, smooth and regular in shape.

GIANT FEEDING SUGAR BEET, OR HALF SUGAR MANGEL. This new Sugar Beet gives nearly as large a yield of easily grown and harvested roots as a crop of Mangels, besides being much more succulent than the ordinary Sugar Beet. It grows well above the ground and is easily pulled. Under same cultivation will yield twice more than regular Sugar Beets.



Golden Tankard.

CABBAGE

CULTURE. The ground should be highly manured, deeply dug and thoroughly worked. A heavy, moist and fresh loam is very suitable. For early cabbages the seed should be sown in a hotbed, in March, and transplanted into the field in April, two feet one way and fifteen to eighteen inches the other. For late, or winter crops, the seeds may be sown either in a cold frame or in the open ground, in April or beginning of May, and transplanted when they are four or five inches high, in rows two or three feet apart and from eighteen inches to two feet in the row. To destroy the green worm, so destructive to the leaves, take one ounce of saltpeter and dissolve in three gallons of water, and sprinkle the plants well. Unless it is washed off by rains, one application is sufficient. To destroy the flea, which attacks the young plants, sift fine air-slacked lime or tobacco dust as soon as the fleas appear above the ground. One ounce produces about 2,000 plants.

Early Pointed Head Varieties

EARLY WINNIGSTADT. A well known and very popular early variety, in season very close to the Wakefield; heads large, decidedly conical, leaves bright, glossy green; heads solid and hard, even in summer. This is a very sure-heading variety; valuable not only for early use, but also for winter cabbage.

Pkt. 5c; oz. 25c; ¼ lb. 70c; lb. \$2.00.

TRUE JERSEY WAKEFIELD. This is an admirable sort, and is very good for the family and market garden. The heads begin to mature the latter end of June to the first of July.

Pkt. 5c; oz. 30c; ¼ lb. 75c; lb. \$2.25.



Early Winnigstadt.



Premium Late Flat Dutch.

PREMIUM LATE FLAT DUTCH. As a variety for winter market it has no superior, and is more extensively grown than any other. Heads large, bluish-green, round, solid, broad and flat on top, and often tinted with reddish-brown after being touched with frost; they open white and crisp, are tender and well flavored. It is a fall and winter variety and one of the very best to keep.

Pkt. 5c; oz. 20c; $\frac{1}{4}$ lb. 65c; lb. \$2.00.

SURE HEAD. Produces large, round, flattened heads, of the Flat Dutch type, and is remarkable for its certainty to head.

Pkt. 5c; oz. 20c; $\frac{1}{4}$ lb. 65c; lb. \$2.00.

Early Flat Head Varieties


EARLY DWARF FLAT DUTCH. Has succeeded admirably on account of its ability to resist heat; it never flaws under the severest sun, and produces very fine large heads after the earliest sorts have disappeared. We recommend it highly.

Pkt. 5c; oz. 20c; $\frac{1}{4}$ lb. 65c; lb. \$2.00.

EARLY SUMMER. This variety is about five days later than the Wakefield, but being fully double the size it may be classed as the best Large Early Cabbage; in weight it is equal to most of the late varieties, and its short outer leaves enable it to be planted nearly as close as the Wakefield—about 12,000 to the acre.

Pkt. 5c; oz. 20c; $\frac{1}{4}$ lb. 65c; lb. \$2.00.

Winter Varieties



Hollander.

THE DANISH BALL HEAD OR HOLLANDER CABBAGE. This variety, known as Ball Head, has been selected and brought to perfection for more than fifty years by Danish gardeners, who grow it almost exclusively for winter use. Bears shipping well, and keeps far into the spring. Heads round as a ball, extremely solid and fine-grained, excellent cooking qualities. Our largest cabbage growers have had best returns from the Hollander. Takes full season to make matured heads.

Pkt. 5c; oz. 25c; $\frac{1}{4}$ lb. 75c; lb. \$2.50.

MAMMOTH RED ROCK. The best of the red cabbages.

Pkt. 5c; oz. 20c; $\frac{1}{4}$ lb. 65c; lb. \$2.00.

CAULIFLOWER

CULTURE. It is about the same as for cabbage, but should be more thorough, and the soil made richer. They delight in a rich, moist soil, and in dry seasons should be abundantly watered, especially when heading. For early Cauliflower the seed should be sown in a hotbed, in January or February, and transplanted in another bed as soon as they are big enough to be handled. As soon as it is safe to plant them outside, which is generally between the middle of March to the

middle of April, they should be set in rows, two feet apart, and fifteen inches in the row. If they are hardened before setting in the field, and the growth is not checked, they will head well. When heading tie the outside leaves loosely over the head to protect it from the sun. One ounce produces about 1,500 plants.

EARLY DANISH SNOWBALL. The plants are very dwarf. The outer leaves are erect. The inner ones lap over the head so as to completely shade from the sun, and we consider it a valuable market variety for early and late.


Pkt. 15c; $\frac{1}{4}$ oz. 75c; oz. \$2.25; $\frac{1}{4}$ lb. \$7.00.

EARLY PARIS. A most excellent French variety, and the popular early sort in the Paris markets. Heads large, white, compact and solid, of excellent flavor, tender and delicious. Leaves large, stalk short. Being so early, it must always be a favorite.

Pkt. 5c; $\frac{1}{4}$ oz. 25c; oz. 80c; $\frac{1}{4}$ lb. \$2.25.

BARTELD'S LATE SNOWBALL OR DRY WEATHER. The best Cauliflower for summer use. Grows to a large size, is very white and solid. The large leaves protect the center from the hot sun and allow it to fully develop before going to seed. Stands drouth better than any other Cauliflower.

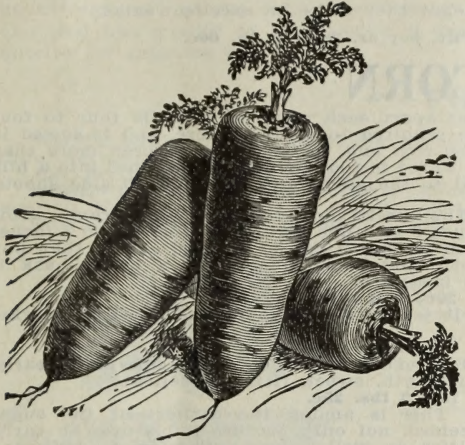
Pkt. 15c; $\frac{1}{4}$ oz. 75c; oz. \$2.25; $\frac{1}{4}$ lb. \$7.00.



Late Snowball.

CARROT

CULTURE. The carrot, like other root crops, delights in a sandy loam, deeply tilled. For early crops, sow in spring, as soon as the ground is in good working order; for late crops they may be sown any time until the middle of June. Sow in rows, about fifteen inches apart, thinning out to three inches between plants. One ounce to 150 feet of drill; three lbs. to an acre.



DANVERS HALF LONG. A decided acquisition of the Half Long type, admirable in color, fixed in habit, a wonderful producer, the best of all for the stock-breeder, and valuable to the market gardener.

Pkt. 5c; oz. 15c; ¼ lb. 50c; lb. \$1.75.

EARLY SCARLET HORN. A very early variety. Recommended for the market and family garden. Texture fine, very delicate in flavor.

Pkt. 5c; oz. 15c; ¼ lb. 50c; lb. \$1.75.

OX-HEART OR GUERANDE. It is an intermediate between the Half Long and Horn varieties, attaining a diameter of three or four inches at the neck, and of a most beautiful shape and rich orange color. It is of extra fine quality and very productive.

Pkt. 5c; oz. 15c; ¼ lb. 50c; lb. \$1.75.

CHANTENAY. One of the most perfect and uniform in shape, smooth, heavy yielding, and of fine table qualities. It grows five or six inches long; is fine in texture and easily dug; the flesh is of a beautiful deep orange, tender and of excellent flavor. One of the very best for table and market use.

Pkt. 5c; oz. 15c; ¼ lb. 50c; lb. \$1.75.

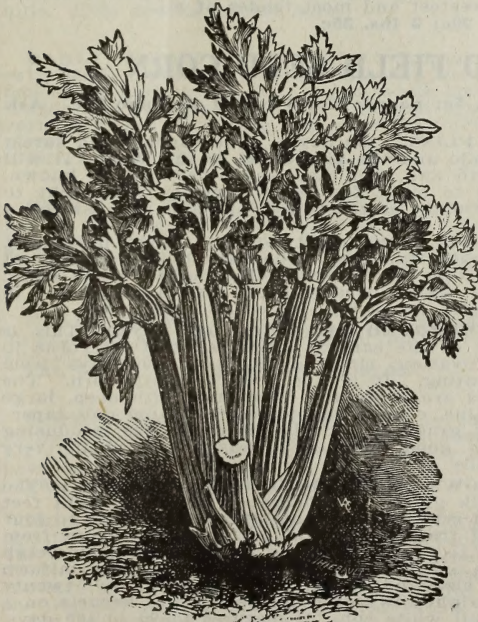
LARGE WHITE BELGIAN. Grows one-third out of the ground. Root pure white, green above ground, with small top. It will grow to a very large size on light, rich soil, and is very easily gathered. Flesh rather coarse. Is raised exclusively for stock.

Pkt. 5c; oz. 15c; ¼ lb. 40c; lb. \$1.40.

CELERY

CULTURE. For early celery seed should be sowed in February in a bed not too hot, as seeds do not germinate well if too warm, in drills six inches apart, and covered about a quarter of an inch deep. When about three inches high they should be thinned out, in the row, or transplanted in another bed, and set out in the field in beginning of May. For late celery, seed should be sowed in a bed in April or beginning of May, and transplanted in the field in July. The ground should be rich and well worked, and the plants set in rows two or four feet apart and six or eight inches in the row. As the plants need to be earthed up three or four times during the growing season,

it is a good plan to set the earth against the plants as they grow. The early varieties, such as Self-Blanching and White Plume, need very little banking to bleach, but late varieties must be put into trenches one foot wide and of a depth of a few inches less than the height of the celery. As soon as the frost sets in the celery is dug up and packed in these trenches, and covered gradually as cold weather comes on. The tops of the trenches must be sloping and trenches well drained, or they will rot. Six to eight weeks after celery has been trenched they have acquired that nutty flavor, which makes winter celery so much praised for, and are entirely bleached. In planting celery, be sure to press the soil firmly against the roots, but be careful not to let the earth get into the heart of the plants. Celery needs plenty of moisture to do well or will get soft if allowed to suffer from want of water. One ounce will produce 4,000 plants, and it takes about 42,000 plants to plant one acre if the rows are two feet apart and celery set six inches in the row.



GOLDEN SELF-BLANCHING. The plant is of a beautiful appearance, of close habit, compact growth and straight, vigorous stalks; the ribs are perfectly solid, crisp, brittle, of delicate flavor surpassed by no other variety, while it has the decided merit of being self-blanching to a very remarkable degree. Our stock of this variety is selected with special care in France. It is the strain for market gardeners, also for family garden.

Pkt. 5c; ½ oz. 70c; oz. \$1.25; ¼ lb. \$4.50.

CELERY--Continued

GIANT PASCAL. One of the best for fall and winter use. It is a selection from the Golden Self-Blanching, and adds to its general good qualities. Stalks are very large, solid, crisp and of a rich nutty flavor; it blanches very easily and quickly. The heart is golden yellow; very attractive.

Pkt. 5c; oz. 30c; ¼ lb. \$1.00; lb. \$3.00.

CELERIAC OR TURNIP-ROOTED. Grown exclusively for its roots, which are turnip-shaped, very smooth, tender, and marrow-like. The roots are cooked and sliced; used with vinegar they make an excellent salad.

Pkt. 5c; oz. 20c; ¼ lb. 60c.

SWEET CORN

CULTURE. Corn can be sowed in hills three feet apart each way, or in drills four to four and a half feet. If sowed in hills 8 to 10 pounds are required to plant an acre, and if sowed in drills, it takes from 15 to 20 pounds. The soil must be rich and the seed not covered more than one inch, and not sowed before the ground is warm. Three to four kernels are dropped into a hill. The young corn must be hoed often, drawing the soil to the stems and breaking off side shoots.

GOLDEN BANTAM. The stalks are vigorous and strong, grow about 4 feet high and produce 3 to 4 fine eight-rowed ears 6 to 8 inches long. On account of its firm texture it can be planted earlier than any other variety of Sweet Corn, and being enclosed in a heavy husk is less apt to be bothered by insects.

Pkt. 5c; ½ lb. 15c; lb. 20c; 2 lbs. 35c.

WHITE COB CORY. It is a strictly early kind for first market and home use.

Pkt. 5c; ½ lb. 15c; lb. 20c; 2 lbs. 35c.

CROSBY'S EARLY. Most excellent variety and remarkably early. Ears of large size, medium length, sweet, rich and delicate.

Pkt. 5c; ½ lb. 10c; lb. 15c; 2 lbs. 25c.

EARLY MINNESOTA. This is among the earliest of the sugar varieties, and is much esteemed, not only because it matures so early, but for its excellent qualities as well. Ears rather small, long and pointed.

Pkt. 5c; ½ lb. 10c; lb. 15c; 2 lbs. 25c.

BLACK MEXICAN. The sweetest and most desirable for family use. When dry the kernels are black. The corn is not equalled in tenderness and sweetness by any sort.

Pkt. 5c; ½ lb. 10c; lb. 15c; 2 lbs. 25c.

STOWELL'S EVERGREEN. This variety is more largely planted than any other, being the general favorite with canners and market gardeners for late use. It is very productive, the ears are of large size, grains deep, exceptionally tender and sugary, and remains for a long time in an edible condition. This variety, with one or two of the early varieties for a succession, is necessary to every garden.

Pkt. 5c; ½ lb. 10c; lb. 15c; 2 lbs. 25c.

COUNTRY GENTLEMAN. The ears are not only of good size, but are produced in great abundance, frequently bearing four good ears, while the average is three to a stalk. The cob is very small, giving great depth to the kernels, which are of pearly whiteness. But the great merit of the Country Gentleman corn is its delicious quality; it is, without doubt, the sweetest and most tender of all.

Pkt. 5c; ½ lb. 15c; lb. 20c; 2 lbs. 35c.

SELECTED FIELD SEED CORN

Prices—Liberal packet, 5c; pound 10c; 3 pound package 25c. Ask prices on large quantity.

AUSTRALIAN WHITE FLINT. (90 days). The earliest and surest variety we have for Colorado and the arid lands of the West. It will actually endure more drouth and cold than any other variety known. Grows to a height of five to eight feet, ears varying from eight to twelve inches long, usually eight or ten rowed, one and two ears on a stalk.

SWADLEY FIELD CORN. (90 days.) Nearly as hardy as White Australian and fully as early, yields more matured corn per acre and stands drouth nearly as well. It is much softer kernel, being a pale yellow dent. The ears will average eight inches long; twelve to sixteen rowed. One-third of the crop will yield two ears on a stalk, maturing in ninety to one hundred days. Six pounds of seed will plant an acre, three feet, eight inch check rows. This is the corn for our short season districts. Give it a trial. You will be pleased.

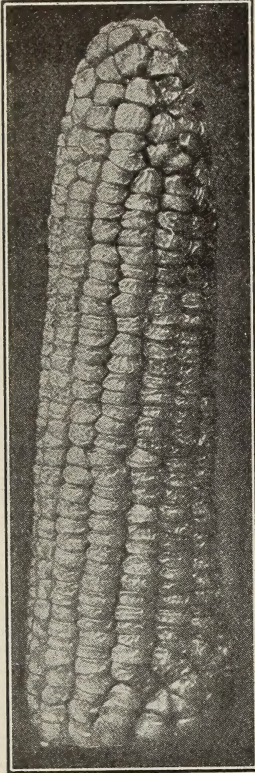
COLORADO YELLOW DENT. (90 days.) An early Dent variety, ripening with the Flint varieties, and can be grown in almost any locality. Stalks large with broad leaves, ears eight to ten inches, sixteen rowed, grain yellow, making a good quality of meal.

PRIDE OF THE NORTH. (90 days.) This variety has smaller ears than the late kind, but is valuable to grow, as it matures earlier. Planted as late as July 4, it has fully matured by October 1. The ears have from fourteen to

sixteen rows, eight to ten inches in length, slightly tapering. The kernels are closely set together on the cob, of a light orange color. The stalks usually grow six to eight feet in height, producing one or two good ears.

IMPROVED LEAMING. (90 days.) This is one of the earliest large yellow Dent corns in cultivation, ripening in 90 to 100 days from planting. It is not a hard, flinty corn. The ears are large and handsome, with deep, large grains, orange yellow color and red cob, tapering gradually. Stalks medium size, producing two good ears each; husks and shells very easily.

IOWA SILVER MINE CORN. (95 days.) The stalk grows to a height of seven or eight feet and set the ears about three and a half to four feet from the ground. The ears measure from ten to twelve inches in length, and often weigh one and a half pounds. They are very uniform in size and shape, with sixteen to twenty straight rows of deep, pure white kernels on a small white cob. It matures in 90 to 100 days.



FIELD CORN--Continued

GOLDEN BEAUTY. (110 days.) The ears are of perfect shape, with from ten to fourteen straight rows of bright golden yellow grains, remarkable in size, and filled out completely to the extreme end of the cob. The richness of color and fine quality of grain make it vastly superior for grinding into meal.

BRAZILIAN STOOING FLOUR CORN. This corn stools like wheat, each kernel producing from five to eight stalks, each stalk bearing two to three ears, five to seven inches in circumference, nine to twelve inches in length, color beautiful white. It is the best variety for ensilage. It yields four times more fodder to the acre than common corn, and more bushels of shelled corn. Four pounds will sow one acre.

POP CORN

WHITE RICE. A very handsome variety; kernels long, pointed and resembling rice; color white; very prolific.

Pkt. 5c; lb. 10c; 3 lbs. for 25c.

QUEEN'S GOLDEN. The stalks grow six feet high, and the large ears are produced in abundance. It pops perfectly white, and a single kernel will expand to a diameter of one inch.

Pkt. 5c; lb. 10c; 3 lbs. for 25c.



Garden Cress.

CRESS

CULTURE. Plant on rich soil, finely pulverized, in drills six or eight inches apart. To be used as salad before the flowers appear.

GARDEN CRESS, CURLED OR PEPPERGRASS. Pkt. 5c; oz. 10c; ¼ lb. 15c; 1 lb. 50c.

True Water Cress

Is quite distinct from the Garden Cress, and only thrives when its roots and stems are submerged in water.

Pkt. 5c; oz. 30c.

CUCUMBER

CULTURE. For early, sow seed in hotbed in small pots and they can be readily transplanted with a gain of six or seven weeks, before they can be sown in the open ground, and plant out when danger of frost is over. For general crops drop in hills four to six feet apart, as soon as the weather is warm, ten to twelve seeds in a hill, cover half an inch deep and pat it down with the hoe. Hoe often, and when out of danger of insects, thin out to three or four plants to a hill. Middle of June to July 15th is the right time to sow for pickles. One ounce will plant about 50 hills. Two pounds to one acre.

EARLY WHITE SPINE. Vines vigorous, fruiting early and abundantly; fruit uniformly straight and handsome, dark green, with a few white spines; flesh tender and of excellent flavor. In this country this variety is used more than any other for forcing under glass.

Pkt. 5c; oz. 10c; ¼ lb. 30c; lb. \$1.00.

EARLY CLUSTER. A very popular cucumber, producing its fruit in clusters near the root of the plant. Its usual length is about five inches; skin prickly; flesh white, seedy, tender and well flavored.

Pkt. 5c; oz. 10c; ¼ lb. 30c; lb. \$1.00.

EARLY FRAME. Productive, vigorous, early; fruit medium size and straight. Popular for both table use and pickling.

Pkt. 5c; oz. 10c; ¼ lb. 30c; lb. \$1.00.

SHORT PROLIFIC PICKLING. A very short variety of the "Frame" type, abundant bearer, highly recommended for pickles, for which it is used extensively in New York state.

Pkt. 5c; oz. 10c; ¼ lb. 30c; lb. \$1.00.

IMPROVED LONG GREEN. Unquestionably this is the most popular general purpose cucumber in the West. When matured is nine to twelve inches long, very solid and crisp, retains its dark green color until nearly ripe. One of the best for small pickles if pickled young.

Pkt. 5c; oz. 10c; ¼ lb. 30c; lb. \$1.00.



Short Prolific Pickling.

BOSTON PICKLING. A distinct variety which has obtained a great degree of popularity in Boston market as a pickle. Medium long, a great producer.

Pkt. 5c; oz. 10c; ¼ lb. 30c; lb. \$1.00.

CHICAGO or WESTERFIELD PICKLING. Very popular with Chicago market gardeners and exclusively grown in that vicinity. Fruit medium length, pointed at the ends with very large and prominent spines; color deep green.

Pkt. 5c; oz. 10c; ¼ lb. 30c; lb. \$1.00.

ENDIVE

CULTURE.

For early use sow as soon as the ground can be worked in the spring, in drills fifteen inches apart, and thin plants to six or eight inches in the row. To blanch the leaves, gather them carefully together when perfectly dry and tie with matting or any soft fibrous material.

GREEN CURLED WINTER. Pkt. 5c; oz. 15c; $\frac{1}{4}$ lb. 40c.



New York Improved.

EGG PLANT

CULTURE. Sow in hotbed very early in spring, and transplant when two inches high in a second bed four inches each way, or in small pots. Do not plant out until nights are getting warm, as cool weather will check them. Set the plants two and a half feet apart and do not water too much, as they do best in a dry, loose soil. If plants fail to set fruit, pinch off the ends, leaving only four or five flowers to a plant. They stand drouth better than ordinary vegetables. One ounce produces 1,500 plants.

NEW YORK IMPROVED LARGE PURPLE. This variety has about superseded all others, both for market and home gardens. It is practically spineless, which is a great advantage in handling. Our stock is the true large purple, direct from the best grower in New Jersey.

Pkt. 5c; $\frac{1}{4}$ oz. 15c; oz. 40c; $\frac{1}{4}$ lb. \$1.25.

KALE OR BORECOLE

DWARF GREEN GERMAN.

Sow in the spring for "sprouts" or "greens." Hardy, prolific, flavor similar to cabbage; desirable in every garden.

Pkt. 5c; oz. 10c; $\frac{1}{4}$ lb. 30c.



LEEK

A hardy species of onion, sown in drills or broadcast. When six inches high transplant into rows a foot apart, setting the plants four or five inches deep and about six inches apart in the row. Used mostly in soups and stews. One ounce produces 2,000 plants.

LARGE LONDON FLAG. Pkt. 5c; oz. 15c; $\frac{1}{4}$ lb. 40c.

LETTUCE

CULTURE. Lettuce is grown under glass, during the winter months, and brings a fair profit. For general crops sow as soon as the ground is open, in drills fifteen to eighteen inches apart, and thin out to four or six inches in the rows. As they do best when

grown quickly, the soil should be rich and well worked. The seed may be sown every two weeks. If wanted as a cut salad, sow thickly in rows, or broadcast, and cut when needed. One ounce produces 3,000 plants.

CURLED OR LOOSE LEAVED VARIETIES

GRAND RAPIDS. As a lettuce for greenhouse forcing, this variety undoubtedly stands at the head of the list, being of quick growth, little liable to rot and standing for some days after being fit to cut. The plant is upright, and forms a loose head or cluster of large, yellowish green leaves, slightly crimped and blistered and rather thin. It will stand shipping long distances better than most sorts.

Pkt. 5c; oz. 10c; $\frac{1}{4}$ lb. 25c; lb. 85c.



LETTUCE—LOOSE LEAVED VARIETIES—Continued

BLACK SEEDED SIMPSON. The leaves of this variety are very large and form a compact mass rather than a distinct head. They have the quality of not wilting quickly, and being of a light green color, the variety is much liked by market gardeners for forcing.

Pkt. 5c; oz. 10c; $\frac{1}{4}$ lb. 25c; lb. 85c.

EARLY CURLED SIMPSON. One of the best early sorts for market or family use. All the leaves tend to produce a large, loose head.

Pkt. 5c; oz. 10c; $\frac{1}{4}$ lb. 25c; lb. 85c.



All Seasons.



Barteldes' Denver Market.

EARLY PRIZE HEAD. It forms a mammoth loose head and remains tender and crisp throughout the season; is prompt to head, but slow to seed; of superior flavor and very hardy. The leaves are very large, crimped, bright green tinged with brownish red on edge.

Pkt. 5c; oz. 10c; $\frac{1}{4}$ lb. 35c; lb. \$1.00.

HEADING VARIETIES

EARLY CABBAGE, or DUTCH BUTTER HEAD. Produces fine, greenish white, large heads of extra quality, remarkably tender and crisp, sure to head; of quick growth. It is one of the best for forcing, and also for summer use, as it is slow to shoot to seed and resists heat well.

Pkt. 5c; oz. 10c; $\frac{1}{4}$ lb. 35c; lb. \$1.00.

BARTEDES' DENVER MARKET. It is an early variety of Head Lettuce either for forcing or open ground. It forms large, solid heads of a good, light green color, and is very slow to seed. The leaves are beautifully marked and blistered, and very crisp and tender and of excellent flavor. By these blistered leaves it distinguishes itself from any other kind of lettuce now grown.

Pkt. 5c; oz. 15c; $\frac{1}{4}$ lb. 40c; lb. \$1.25.

HANSON. The heads are of very large size, deliciously sweet, tender and crisp, even to the outer leaves; heads weigh two and a half to

three pounds, and measures about one and one-fourth feet in diameter. Color green outside and white within; free from any bitter, unpleasant taste.

Pkt. 5c; oz. 10c; $\frac{1}{4}$ lb. 35c; lb. \$1.00.

ALL SEASONS. This new lettuce will become the standard variety where a solid nicely blanched "Butterhead" lettuce is desired. It makes a large and closely folded head with the edges of the outer leaves slightly serrated. The heads are broad and nearly flat at the top, measuring 8 to 10 inches across; very solid and stands for a long time before starting to seed.

Pkt. 5c; oz. 15c; $\frac{1}{4}$ lb. 40c; lb. \$1.25.

MELON--Musk

CULTURE. Musk Melons do best in a warm, sandy soil. In clayey or heavy soils the quality will be poor. Previous to planting, incorporate well, with the soil in the hill, a shovelful of thoroughly rotted manure and drop from ten to fifteen seeds in a hill, covering about one-half inch deep. The hills must be four to six feet apart each way, and when the plants commence to run, thin out to three plants to a hill. As soon as the flowers commence to appear, pinch off the ends of the vines to induce early fruiting. Ashes and air-slacked lime are very good to sift over the young plants when the dew is on, to prevent attacks of insects. Do not sow the seeds until the ground is warm and danger of frost is over. For early use a few plants may be started in pots, in hotbeds, and planted out when nights are getting warm. One ounce plants about 60 hills. Two to three pounds to an acre.

EXTRA EARLY CITRON. A decided acquisition among cantaloupes. Earlier than any other; large, showy, and of fine flavor. A variety which for its early maturity will be found profitable by all market gardeners, and desirable also in the private garden till larger ones come into condition.

Pkt. 5c; oz. 10c; $\frac{1}{4}$ lb. 25c; lb. 90c.

NETTED GEM. This has become one of the most popular of small or basket melons. The fruit is oval, slightly ribbed, densely covered with coarse netting. Flesh thick, green, very sweet and highly flavored.

Pkt. 5c; oz. 10c; $\frac{1}{4}$ lb. 25c; lb. 90c.

OSAGE. The great popularity which this melon has attained is due mainly to its peculiar luscious, spicy flavor, and its perfect shipping qualities. The skin is very thin, of a dark green color, and slightly netted. The flesh is of a salmon color, remarkably sweet, extremely thick, and delicious to the rind. It is also very productive.

Pkt. 5c; oz. 10c; $\frac{1}{4}$ lb. 25c; lb. 90c.



Extra Early Citron.

MUSK MELON--Continued

THE ROCKY FORD CANTALOUPE. It is of the Netted Gem type, oval in shape, averaging from four and one-half to five inches in length, of a delicious flavor, very fine and smooth grained, flesh of light green color throughout when ripe. The seed we offer is grown at Rocky Ford, Colorado, and can be relied on for both purity and vitality. The accompanying cut, made from a photograph, will show the true type of the genuine Rocky Ford Cantaloupe. Be sure and include it in your order.

Pkt. 5c; oz. 10c; ¼ lb. 25c; lb. 90c.

EXTRA EARLY HACKENSACK. By careful selection and improvement carried on for several years, this strain has been so developed that it produces melons with all the good qualities of the well-known Hackensack Melon, but at least ten days earlier.

Pkt. 5c; oz. 10c; ¼ lb. 25c; lb. 90c.



Rocky Ford Cantaloupe.

NETTED NUTMEG. We consider this one of the best variety in cultivation for family use. Vines vigorous, hardy, productive; fruit round, slightly flattened at both ends, ribbed, covered with coarse netting; flesh very thick, green and of the highest flavor.

Pkt. 5c; oz. 10c; ¼ lb. 25c; lb. 90c.

WATER MELON

CULTURE. The same as Musk Melon, except that they should be planted 8 to 10 feet apart.



This melon is considered one of the best for this climate. The skin is dark green, flesh bright scarlet, ripening close to the skin, the rind being only about one-half inch in thickness. Seeds white, lying close to the rind, leaving a large, solid heart which does not crack open when ripe. The scarlet flesh is sweet and sugary, and of such texture that it leaves no strings of pulp when eating.

Pkt. 5c; oz. 10c; ¼ lb. 30c; lb. \$1.00.

KOLB'S GEM. Vines of medium size, but remarkably vigorous and healthy. Fruit of the largest size, round or slightly oval, marked with irregular mottled stripes of dark and very light green in sharp contrast, which gives it a bright and attractive appearance. Flesh bright red, extending to within half an inch of the rind; always solid, very firm, a little coarse, but sweet and tender. An excellent keeper.

Pkt. 5c; oz. 10c; ¼ lb. 25c; lb. 70c.

PHINNEY'S EARLY. A very early variety; medium and uniform size, and of beautiful form. One of the best melons we know of. The skin is smooth with uniform, narrow, white mottled and dark green stripes. Flesh light red or pink, very sweet and delicious.

Pkt. 5c; oz. 10c; ¼ lb. 25c; lb. 70c.

KANSAS STOCK, or COLORADO PRESERVING MELON. This melon is grown extensively in Oklahoma, Western Kansas and Eastern Colorado. It is immensely productive. The melons grow to a large size, some of them weighing as high as sixty or seventy pounds. The flesh is firm and solid, with only very few seeds. The melons will keep all winter, and can be fed to stock same as turnips and beets. They grow on any kind of soil and in dry seasons and climates.

Pkt. 5c; oz. 10c; ¼ lb. 25c; lb. 70c.

KLECKLEY'S SWEET. Large, oblong melon, twenty inches in diameter, somewhat tapering at the ends. The skin is dark green, flesh bright scarlet, ripening close to the skin, the rind being only about one-half inch in thickness. Seeds white, lying close to the rind, leaving a large solid heart which does not crack open when ripe.

Pkt. 5c; oz. 10c; ¼ lb. 30c; lb. \$1.00.

GYPSY or RATTLESNAKE. Long, smooth, distinctly striped with light mottled and wavy, dark green, regular stripes. Flesh bright scarlet and very sugary. Thin-skinned, but bears carriage well, which, together with its large size will make it an exceedingly popular late market variety.

Pkt. 5c; oz. 10c; ¼ lb. 25c; lb. 70c.

MUSHROOM SPAWN



CULTURE. Mushrooms can be grown in any place, where the proper temperature, which is from 50° to 60° F., can be maintained, and where it is moist enough without being very damp or constantly dripping with water. If the temperature is below 50° or above 63° it is not safe to try to raise them. Cellars, caves, abandoned mines, or sheds can be used to grow mushrooms. The beds should be constructed of stable manure, which has been fermented. Obtain fresh manure with some of the litter, which has been well tramped, and pile in heaps about four feet deep when well pressed down with the fork, and wet it thoroughly. In five or six days it should be turned over, mixing the cold and hot manure. In a week a second turning will be necessary, and, if dry, water again. If well pressed down and merely moist there will be no danger of a sour fermentation, and the compost will be ready for use in two or three weeks, according to the weather. As soon as the manure is neither wet or dry, which can be ascertained by squeezing some manure, and if water cannot be squeezed out readily it is in the right condition to be mixed up with one-fourth of good loam. Make your beds about four feet wide, eighteen or twenty inches deep and any length desired. Press down the manure with a fork

and let the beds stand about a week before spawning, as they are too hot. Then cut a brick into 12 pieces, insert them, from one or two inches deep and from 8 to 10 inches apart each way. Do not sprinkle any unless very dry, or too much moisture will retard germination. In two weeks, examine the beds, and if the spawn is running, (which can be known by white, thread-like fibres seen in the manure), it is ready to be cased. Casing consists in applying a layer of loam, neither clayey nor too sandy, from 1 to 1½ inches deep to the surface of the bed. This loam should be carefully worked and screened. Mushrooms should appear from five to ten weeks after spawning, and a good bed will bear from three to four months. In picking the mushrooms, twist them from the soil and fill the hole left with fresh soil. Sprinkle only when real dry, and after the mushrooms have been gathered. Use lukewarm water for best result. The main causes of failure are (1) Spawning at a too high temperature, (2) The use of too much water, and (3) unfavorable temperature during the growing period.

PURE CULTURE SPAWN. Single brick, 40c; 5 bricks, \$1.50.

MUSTARD

Mustard is not only used as a condiment, but the green leaves are used as a salad, or cut and boiled like spinach.

WHITE ENGLISH. Best for salads and medicinal purposes.
Oz. 5c; ¼ lb. 15c; lb. 40c.

GIANT CURLED OR CHINESE. Highly esteemed for salads, particularly in the South. The leaves are twice the size of the ordinary white mustard; flavor sweet and pungent.
Pkt. 5c; oz. 10c; ¼ lb. 25c; lb. 75c.

ONION

CULTURE. Onions thrive best in a rather deep, rich loamy soil and, unlike most vegetables, succeed well when cultivated on the same ground for successive years. The ground should be deeply trenched and manured the previous autumn, and laid up in ridges during the winter to soften. As early in the spring as the ground is in working order, commence the operations by leveling the ground with a rake, and tread it firmly; sow thinly in rows, four pounds to the acre, and a quarter of an inch deep and fourteen inches apart; cover with fine soil and press down with the back of the spade or light roller. When the young plants are strong enough, thin gradually, so that they will stand three or four inches apart. Keep the surface of the ground open and free from weeds by frequent hoeing, taking care not to stir the soil too deeply or collect it about the growing bulb. When ripe, pull and dry thoroughly before storing. One ounce to 100 feet of drill; four to five pounds to an acre.

Yellow Varieties

COLORADO GROWN YELLOW DANVERS. Grown from selected bulbs in Larimer county. It is acclimated and gives best results.

Pkt. 5c; oz. 20c; ¼ lb. 60c; lb. \$1.75.

YELLOW GLOBE DANVERS. A very excellent variety of globular shape; flesh white and mild flavor, skin brownish yellow.

Pkt. 5c; oz. 20c; ¼ lb. 60c; lb. \$1.75.

YELLOW FLAT DANVERS. About two weeks earlier to mature than the Globe.

Pkt. 5c; oz. 15c; ¼ lb. 50c; lb. \$1.60.

OREGON YELLOW DANVERS. It is a cross between the flat and the globe, one of the finest keepers for our Western climate.

Pkt. 5c; oz. 20c; ¼ lb. 50c; lb. \$1.60.



Colorado Grown Yellow Danvers.

ONION--Yellow Varieties--Continued

PRIZETAKER. This new and handsome variety is a splendid type of the celebrated Spanish fancy onions which are annually imported into the United States from Spain. The onions grown here quite rival the imported ones in great

beauty and enormous size, weighing in many cases from three to three and three-fourths pounds each. The outside skin is of a rich yellow color, while the flesh is white, sweet and mild.

Pkt. 5c; oz. 20c; $\frac{1}{4}$ lb. 65c; lb. \$2.00.

Red Varieties



LARGE RED WETHERSFIELD. The old standard sort; best for main crop. Large, deep red, thick, nearly round, fine grained, pleasant flavored and productive. It ripens in September and keeps well.

Pkt. 5c; oz. 20c; $\frac{1}{4}$ lb. 60c; lb. \$1.75.

EXTRA EARLY RED FLAT. This variety ripens about 10 days earlier than the large Wethersfield and is rather smaller in size, but close grained and heavy.

Pkt. 5c; oz. 20c; $\frac{1}{4}$ lb. 60c; lb. \$1.75.

SELECT COLORADO GROWN RED GLOBE. Is grown from selected bulbs in Larimer county and is well acclimated. It is the earliest red globe onion and a very good keeper.

Pkt. 5c; oz. 20c; $\frac{1}{4}$ lb. 65c; lb. \$2.00.

SOUTHPORT RED GLOBE. A large, globe-shaped onion, with small neck, rich red color, a splendid keeper and of extra fine quality. It matures a few days later than the Red Wethersfield.

Pkt. 5c; oz. 20c; $\frac{1}{4}$ lb. 65c; lb. \$2.00.

RED BERMUDA. (Imported Seed.) The bulbs of this variety are similar in form and early ripening to the White Bermuda; very flat, lightly suffused with pink.

Pkt. 5c; oz. 75c; $\frac{1}{4}$ lb. \$2.25.

BROWN AUSTRALIAN. Is of medium size, wonderfully hard and solid, and most attractive for market, both as to form and appearance. They are extremely early in ripening, and never make any stiff necks or scullions. The color of the skin is a clear amber brown; so widely contrasted from any other onion is this color that it will be noticed on the market, and when once bought, purchasers will be likely to return and call again for those "beautiful brown onions."

Pkt. 5c; oz. 20c; $\frac{1}{4}$ lb. 60c; lb. \$1.70.

White Varieties

EXTRA EARLY BARLETTA. It is fully two to three weeks earlier than the Early White Queen, which heretofore has been the earliest variety in cultivation. They are of a pure paper white color, very mild and delicate in flavor, from one inch to one and a half inches in diameter, and three-fourths of an inch in thickness.

Pkt. 5c; oz. 20c; $\frac{1}{4}$ lb. 70c; lb. \$2.00.

EARLY WHITE QUEEN. Succeeds well everywhere. The bulbs are small, flat, beautifully white, and of excellent flavor, but the principal recommendation is the marvelous rapidity of its growth. Sown in February it will produce onions one or two inches in diameter early in summer.

Pkt. 5c; oz. 20c; $\frac{1}{4}$ lb. 65c; lb. \$2.00.

WHITE BERMUDA. (Imported Seed.) This valuable onion is a sport from the Red Bermuda and sometimes "off color" onions are found. It is especially adapted for the South.

Pkt. 5c; oz. 75c; $\frac{1}{4}$ lb. \$2.50.

SILVER SKIN. Sometimes known as the White Portugal. A mild, pleasant flavored variety, admirable for family use; not so good a keeper as the dark-skinned variety.

Pkt. 5c; oz. 30c; $\frac{1}{4}$ lb. 85c; lb. \$2.75.

MAMMOTH SILVER KING. It is of attractive shape with silvery white skin, and flesh of a most agreeable mild flavor. It reaches a larger size than any of the flat white varieties, fre-



quently measuring twenty inches in circumference and weighing three to four pounds.

Pkt. 5c; oz. 25c; $\frac{1}{4}$ lb. 75c; lb. \$2.25.

ONION SETS

Prices are subject to market fluctuations. When you want large quantities ask for market prices. Thirty-two pounds constitute a bushel, except the Top or Button Sets, which are 28 pounds for a bushel.

RED BOTTOM. Qt. 25c; $\frac{1}{4}$ bu. \$1.10.

YELLOW BOTTOM. Qt. 25c; $\frac{1}{4}$ bu. \$1.10.

WHITE BOTTOM. Qt. 25c; $\frac{1}{4}$ bu. \$1.35.

TOP or BUTTON. Qt. 25c; $\frac{1}{4}$ bu. \$1.35.

PARSNIP

CULTURE. They do best in deep, rich, sandy soil, but will make good roots on any soil which is deep, mellow and moderately rich. As the seed is sometimes slow to germinate, it should be sown as early as possible; cover one-half inch deep and press soil firmly over the seed; give frequent cultivation, thin the plants 3 or 4 to the foot. One ounce will sow 150 feet of drill, 5 lbs. to one acre.

GUERNSEY. Roots comparatively short, ending somewhat abruptly with a small tap root; grows with a cavity on the top or crown of the root. Pkt. 5c; oz. 15c; ¼ lb. 30c; lb. \$1.00.

SUGAR or HOLLOW CROWNED. The best for table use; a vegetable of merit easily raised, and of great productiveness. Pkt. 5c; oz. 15c; ¼ lb. 30c; lb. \$1.00.

PARSLEY



CULTURE. Parsley succeeds best in a rich, mellow soil. As the seeds germinate very slowly, three or four weeks elapse sometimes before it makes its appearance. It should be sown early in the spring, previously soaking the seeds for a few hours in tepid water. Sow thickly in rows a

foot apart and half an inch deep. One ounce to 150 feet of drill.

CHAMPION MOSS or TRIPLE CURLED. The leaves are finely cut and curled and of a dark green color. Extra fine for garnishing and culinary purposes.

Pkt. 5c; oz. 15c; ¼ lb. 50c; lb. \$1.50.

PEAS

CULTURE. Sow the early **smooth kind** of peas as early as the ground can be worked, dropping them from two to four inches deep, in drills one and a half to two and a half feet apart, and one or two inches in the row.

The **wrinkled varieties** must not be planted so soon as they are liable to rot in the ground. Hoe often and keep the ground clean and fine. For succession of crops sow every two weeks up to July 1st. A light, warm soil is best adapted for early peas, and heavier soils for late sorts. Some years holes are found in pea seeds, and are caused by the pea weevil, but these holes will not prevent the peas from sprouting as the germ is not killed by the insect. One pound sows 100 feet drill, 90 to 120 pounds to an acre.

Ask for prices on large quantity.

Early Varieties

ALASKA. A variety of remarkable earliness and hardiness. It is a good yielder and produces pods of good size and dark green color, which are well filled with round, smooth peas of splendid flavor. Height two feet. The color of the dried pea is green. It ripens evenly; one picking will nearly clean off the crop.

Pkt. 5c; ½ lb. 15c; lb. 20c.

GRADUS or PROSPERITY. This remarkable wrinkled pea is not only large and of the best quality, but is nearly or quite as early as the small, round, extra sorts. It is hardy and may be planted as soon as the ground is fit to work in spring, along with smooth peas. The pods are of a bright green color, and measure 4 inches or more in length, being as large as a Telephone and equally well filled with luscious peas—8 to 10 in a pod.

Pkt. 5c; ½ lb. 20c; lb. 35c.

AMERICAN WONDER. The vine grows eight to ten inches high, and is very prolific in pods of striking form and size. In maturity it is among the earliest, ripening in about fifty days from germination.

Pkt. 5c; ½ lb. 15c; lb. 25c.

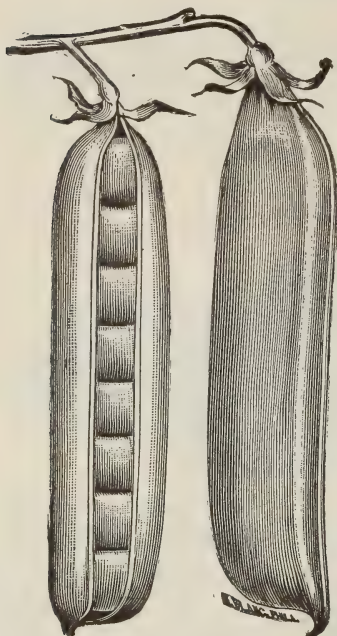
PREMIUM GEM. An improvement on the Little Gem, being larger and more productive. Early in maturing; very luscious in flavor. Highly recommended. Try it.

Pkt. 5c; ½ lb. 15c; lb. 25c.



Alaska.

PEAS--Early Varieties--Continued



Telephone.

FIRST AND BEST. This is a reliable early cropper of the hardy smooth seed variety. Not quite as early as Alaska, but great improvement over its parent, old Philadelphia Extra Early. Pkt. 5c; ½ lb. 15c; lb. 25c.

Second Early Varieties

EVERBEARING. The vines attain a height of from eighteen to thirty inches; foliage large. The pods will average 3 to 4 inches in length, each pod containing six to eight wrinkled peas. For a continuance of bearing this variety is unexcelled, if equalled. Pkt. 5c; ½ lb. 15c; lb. 25c.

STRATAGEM. Seeds green, wrinkled. Middle crop; one of the best peas ever sent out; grows a vigorous and showy vine of branching habit; heavily laden with immense pods containing ten to twelve peas of large size; a marvelous cropper and incomparable eating pea; height two feet.

Pkt. 5c; ½ lb. 15c; lb. 25c.

Telephone. It is immensely productive, of the finest quality and excellent, sugary flavor; vine very strong, averaging eighteen to twenty pods per stalk; the pods are of large size and closely packed with six or eight large, delicious peas; height four and one-half feet.

Pkt. 5c; ½ lb. 15c; lb. 25c.

CHAMPION OF ENGLAND. Superior to the common marrowfat, which it resembles in strength of vine and general habit; wrinkled and very sugary; requires sticking; ripens for table use in seventy days after germination. Height 5 feet.

Pkt. 5c; ½ lb. 15c; lb. 20c.

YORKSHIRE HERO. As a main crop pea it has few if any equals. Long, round pods, closely filled with large, luscious, wrinkled peas; of extra fine quality for table use, and very productive.

Pkt. 5c; ½ lb. 15c; lb. 25c.

BLACK EYE MARROWFAT. A strong, productive, smooth seeded variety, reaching a height of five feet.

Pkt. 5c; lb. 15c.

PEPPER

CULTURE. Peppers should be started in hotbeds and transplanted to the open ground when the weather is real warm. They should be planted in warm, mellow soil, in rows eighteen inches apart. One ounce produces about 1,500 plants.

LARGE SWEET SPANISH. (Bell shaped.) A very large sort, of square form, mild, thick and suitable for filling with cabbage, etc., and for a mixed pickle; less pungent than most other sorts; notwithstanding its size it is one of the earliest varieties.

Pkt. 5c; ½ oz. 15c; oz. 25c; ¼ lb. 75c.

RUBY KING. Fruits are six to seven inches long by about four inches through, of a bright red color. They are remarkably mild and pleasant in flavor, and can be sliced and eaten with vinegar like tomatoes. The best for making mangoes.

Pkt. 5c; ½ oz. 15c; oz. 25c; ¼ lb. 70c.

CHINESE GIANT. One of the very best and largest Mango Peppers ever introduced. Its mammoth size, splendid shape, beautiful rich glossy-red color and mild flavor, all lead us to recommend it very highly.

Pkt. 10c; ¼ oz. 15c; ½ oz. 25c; oz. 40c.

LONG RED CAYENNE. Fruits brilliant coral red, conical, from two to three inches in length, and three-fourths to one inch in diameter. Very pungent.

Pkt. 5c; ½ oz. 15c; oz. 25c; ¼ lb. 70c.

RED CHILL. This is slightly larger in growth than the Red Cayenne, with larger fruits, three inches in length and an inch in diameter. Bright red, very hot and fiery. Ripens early. Makes the famous Mexican Chili.

Pkt. 5c; ½ oz. 15c; oz. 25c; ¼ lb. 70c.



Ruby King.

PUMPKIN

CULTURE. Sow in hills, 8 to 10 feet apart each way, as soon as the weather is settled, drop 6 to 8 seeds to a hill and cover from three-fourths to one inch deep, cultivate often and when danger of insects or bugs is over thin out to 3 plants to a hill. Can be planted in corn and potato fields. One ounce will plant 30 hills, four pounds to one acre.




Sugar Pumpkin.

SMALL SUGAR or PIE PUMPKIN. A handsome, prolific variety; fruits of small size, averaging about ten inches in diameter, of excellent keeping qualities, flattened and slightly ribbed. Skin deep orange yellow, flesh fine grained and sweet.

Pkt. 5c; oz. 10c; ¼ lb. 25c; lb. 80c.

LARGE CHEESE. A popular variety in the South. Fruit flattened, the diameter being two or three times more than the length. Skin mottled light green and yellow, changing to rich cream color as it matures; flesh tender and of excellent quality.

Pkt. 5c; oz. 10c; ¼ lb. 20c; lb. 70c.



Large Cheese.

KING OF MAMMOTH. The flesh and skin are of a bright golden yellow color. Flesh fine grained and of excellent quality. Notwithstanding its enormous size, it is one of the very best pie pumpkins ever grown, and a splendid keeper. This enormous variety has been grown to weigh over 200 pounds.

Pkt. 5c; oz. 10c; ¼ lb. 35c; lb. \$1.25.

COMMON FIELD. The well-known old Connecticut variety. Grows well among corn; varies in shape. Excellent dairy stock feed.

Pkt. 5c; oz. 10c; ¼ lb. 15c; lb. 45c.

RADISH

CULTURE. Sow in the spring as soon as danger of heavy frost is over, in drills eight to twelve inches apart, and cover from one-fourth to one-half inch deep. The soil should be rich, sandy and thoroughly pulverized. Light frost will not kill young radishes, but will check the growth. Sow every ten days for a succession of crops. During the hot months, summer or winter radishes will do better than the early sorts, which get stringy and pithy. Winter radishes can be stored in winter the same as potatoes or other roots and furnish an acceptable relish through the winter months. One ounce will sow 125 feet drill, eight to ten pounds to an acre.

Round Early Varieties

ROSY GEM. It is one of the very earliest in cultivation. The shape is perfectly globular, with rich, deep scarlet top, blending into pure white at the bottom; exceedingly tender, crisp and delicious. Desirable for growing under glass.

Pkt. 5c; oz. 10c; ¼ lb. 20c; lb. 65c.

EARLY SCARLET TURNIP, WHITE TIPPED. A beautiful variety; deep scarlet with white tip. It is very ornamental for table use, and is becoming very popular as a market variety.

Pkt. 5c; oz. 10c; ¼ lb. 20c; lb. 65c.



Rosy Gem.

EARLY SCARLET TURNIP. A small round, red turnip-shaped radish, with a small top, and of very quick growth. A very early variety, deserving general cultivation on account of its crisp and tender qualities.

Pkt. 5c; oz. 10c; ¼ lb. 20c; lb. 65c.

FRENCH BREAKFAST. A medium sized radish, olive-shaped, with small top; of quick growth; very crisp and tender; of a beautiful scarlet color, except near the root, which is pure white.

Pkt. 5c; oz. 10c; ¼ lb. 20c; lb. 65c.

EARLY WHITE TURNIP. Flesh white and semi-transparent. It is a few days later than the scarlet turnip; will bear heat without becoming spongy.

Pkt. 5c; oz. 10c; ¼ lb. 20c; lb. 65c.



Early Scarlet Turnip.

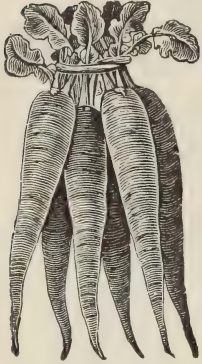
RADISH--Long Red Varieties

CHARTIERS. Color, scarlet at top, shading to pink at center, and white at tip. It is very crisp, tender and of mild flavor.

Pkt. 5c; oz. 10c; $\frac{1}{4}$ lb. 20c; lb. 65c.

BARTEDES' GLASS RADISH. This radish comes from the same gardener in Denver, who originated the Denver Market Lettuce, and is a fine acquisition. It is a long radish of light pink color, white tipped, of uniform size. The flesh is transparent white, always crisp and brittle, even if grown to a large size, and mild flavored. It was named "Glass Radish" on account of the fine transparency of the flesh.

Pkt. 5c; oz. 10c; $\frac{1}{4}$ lb. 25c; lb. 75c.



Barteldes' Glass.

EARLY LONG SCARLET SHORT TOP, IMPROVED. This is undoubtedly one of the best standard variety for private garden and market use. It grows six or seven inches long, half out of the ground. It is very brittle and crisp and of quick growth. Color, bright scarlet.

Pkt. 5c; oz. 10c; $\frac{1}{4}$ lb. 20c; lb. 65c.

Long White Varieties

LONG WHITE VIENNA or LADY FINGER. This is one of the finest long white radishes in cultivation. It is most beautiful in shape; both skin and flesh are pure snow white; crisp, brittle and of rapid growth.

Pkt. 5c; oz. 10c; $\frac{1}{4}$ lb. 20c; lb. 65c.

NEW WHITE ICICLE. Long, slender, pure white. Very early; much the earliest and finest long white. It is ready for use fully as early as Long Scarlet Short Top, with less foliage, rendering it most desirable for forcing. Roots pure snowy white, 4 inches in length and $\frac{1}{2}$ an inch in diameter; they retain their crispness and fresh, mild flavor until fully six inches long and one inch in diameter.

Pkt. 5c; oz. 10c; $\frac{1}{4}$ lb. 25c; lb. 75c.



White Icicle.

Winter Varieties

CHINA ROSE-COLORED. This variety is becoming very popular with the market gardeners. It is of a half long shape, pink color, flesh solid. It has not that strong flavor peculiar to the Black Spanish, and keeps equally well. It should be sown during August.

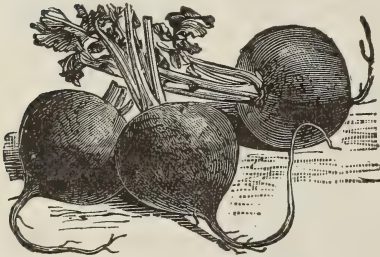
Pkt. 5c; oz. 10c; $\frac{1}{4}$ lb. 25c; lb. 75c.

LONG BLACK SPANISH. This variety is sown the last of summer for fall and winter use. Grows to a large size; oblong shape; quite solid. If stored in pits or packed away in sand, it will keep good until spring.

Pkt. 5c; oz. 10c; $\frac{1}{4}$ lb. 25c; lb. 85c.

ROUND BLACK SPANISH. Roots round, sometimes top-shaped, three or four inches in diameter.

Pkt. 5c; oz. 10c; $\frac{1}{4}$ lb. 25c; lb. 85c.



Round Black Spanish

RHUBARB

Rhubarb succeeds best in deep, somewhat retentive soil. The richer its condition and the deeper it is stirred, the better. Sow in drills an inch deep and thin out the plants to six inches apart. One ounce produces from 700 to 800 plants.

LINNAEUS. The earliest of all and very productive and highly flavored.

Oz. 15c; $\frac{1}{4}$ lb. 45c; lb. \$1.50.

VICTORIA. Very large; later than Linnaeus.

Oz. 15c; $\frac{1}{4}$ lb. 45c; lb. \$1.50.



Rhubarb.

SALSIFY or OYSTER PLANT

CULTURE. Oyster plant succeeds best in light, well-enriched mellow soil, which, previous to sowing the seeds, should be stirred to the depth of eighteen inches. Sow early in the spring, in drills fifteen inches apart; cover the seeds with fine soil, an inch and a half in depth. One ounce to one hundred feet of drill; seven pounds to an acre.

MAMMOTH SANDWICH ISLAND. This new salsify, recently introduced from the Sandwich Islands, grows fully double the size of the common variety, and is superior in quality. It is pure white in color, and is invaluable to market gardeners.

Pkt. 5c; oz. 15c; $\frac{1}{4}$ lb. 40c; lb. \$1.25.

SPINACH

CULTURE. Sow the seeds in drills a foot apart or broadcast, and cover about one-half inch deep. The main crop is sown in September, and it is sometimes covered with straw in exposed places during winter, which prevents it from being cut with frost. For summer use it may be sown at intervals of two or three weeks from March to August. Spinach is best developed and most tender and succulent when grown in rich soil. One ounce to one hundred feet of drill; ten or twelve pounds to an acre.

ROUND SUMMER. This variety is generally preferred for early spring sowing, and is popular with market gardeners. Leaves large, thick and fleshy.

Pkt. 5c; oz. 10c; $\frac{1}{4}$ lb. 15c; lb. 35c.

LARGE ROUND THICK LEAF VIROFLAY.

A variety with very large, thick leaves, making it especially desirable where bulk is wanted.

Pkt. 5c; oz. 10c; $\frac{1}{4}$ lb. 15c; lb. 35c.

LONG STANDING. An improved strain of excellent merit, having all the good qualities of the ordinary sorts. What renders it especially desirable is the fact that it is much later in going to seed than any other variety. This valuable quality will be appreciated.

Pkt. 5c; oz. 10c; $\frac{1}{4}$ lb. 15c; lb. 35c.



SQUASH

CULTURE. Sow about the beginning of May, in hills, the early sorts about four feet apart, and the late varieties six to eight feet. Drop enough seeds to be thinned to three plants in a hill. The hills should be highly manured and prepared in a similar manner as those for cucumbers. One ounce to forty hills for small sorts; large varieties, one ounce to thirty hills. Three to four pounds to an acre.


Summer Varieties

GOLDEN SUMMER CROOKNECK. A small crooknecked summer squash; skin bright yellow, covered with warty excrescences. Very early, productive and excellent flavor.

Pkt. 5c; oz. 10c; $\frac{1}{4}$ lb. 25c; lb. 75c.

EARLY WHITE BUSH. This is the well-known white Patty-pan squash; the earliest to mature; very productive; light cream colored.

Pkt. 5c; oz. 10c;
 $\frac{1}{4}$ lb. 25c; lb. 75c.



White Bush or Patty Pan.



LARGE ROUND THICK LEAF VIROFLAY. A variety with very large, thick leaves, making it especially desirable where bulk is wanted.

Pkt. 5c; oz. 10c; $\frac{1}{4}$ lb. 15c; lb. 35c.

LONG STANDING. An improved strain of excellent merit, having all the good qualities of the ordinary sorts. What renders it especially desirable is the fact that it is much later in going to seed than any other variety. This valuable quality will be appreciated.

Pkt. 5c; oz. 10c; $\frac{1}{4}$ lb. 15c; lb. 35c.



Summer Crookneck.

SQUASH--Winter Varieties



SQUASH. Hubbard.

HUBBARD. The best table squash yet known, good specimens being about equal to the sweet potato; it has a hard shell, and with the same care will keep three months longer than the Marrows; flesh fine grained, dry and of excellent quality.

Pkt. 5c; oz. 15c; $\frac{1}{4}$ lb. 40c; lb. \$1.15.

WARTY HUBBARD. This is one of the best in quality of all winter sorts, is attractive on the market and a ready seller. Very hard shell, which insures long-keeping qualities. It is considered an improvement on the old type of Hubbard on account of its warted skin.

Pkt. 5c; oz. 15c; $\frac{1}{4}$ lb. 40c; lb. \$1.15.

SIBLEY'S. One of the best shippers owing to the hardness of the shell; flesh is solid and thick, a bright orange color, and of choice quality; flavor rich and sweet, and it ripens evenly.

Pkt. 5c; oz. 10c; $\frac{1}{4}$ lb. 30c; lb. 90c.

MAMMOTH CHILI. Size enormous, often weighing 100 to 200 pounds; very profitable for stock feeding, especially where root crops are grown extensively; remarkably productive.

Pkt. 5c; oz. 10c; $\frac{1}{4}$ lb. 30c; lb. \$1.00.

TOMATO

CULTURE. The seed should be sown in March, in a hotbed or greenhouse; or they may be sown in a box and kept inside the window of a room where the night temperature is not less than sixty-five degrees. About the middle of May the plants may be set in the open ground, setting them three or four feet each way. To secure early fruiting pinch off a part of the side shoots, leaving only two or three branches to a plant. **One ounce will produce about 1,500 plants.**

SPARK'S EARLIANA. The earliest large, smooth, red tomato. This tomato is not only remarkable for its earliness, but for its very large size, handsome shape and bright red color. Its solidity and fine quality are quite equal to the best medium and late sorts.

Pkt. 5c; oz. 25c; $\frac{1}{4}$ lb. 75c; lb. \$2.25.

BEAUTY. The color is a very glossy crimson, with a slight tinge of purple. It grows in clusters of four or five large fruits, retaining its large size very late in the season. It is very productive and will yield more pounds of fruit to the acre than any other kind. It ripens very early and evenly, and is perfect in shape.

Pkt. 5c; oz. 20c; $\frac{1}{4}$ lb. 60c; lb. \$2.00.

TRUCKER'S FAVORITE. New. The finest large-fruited purple tomato.

Pkt. 5c; oz. 30c; $\frac{1}{4}$ lb. 90c.

DWARF CHAMPION.

Its close, upright growth enables it to be planted much nearer together than any other of the older sorts, and the yield, therefore, is accordingly much greater. In productiveness it is unsurpassed. It is also very early. It is medium size and attractive in appearance; the skin is tough, and the flesh solid and of fine quality.

Pkt. 5c; oz. 25c; $\frac{1}{4}$ lb. 75c; lb. \$2.25.

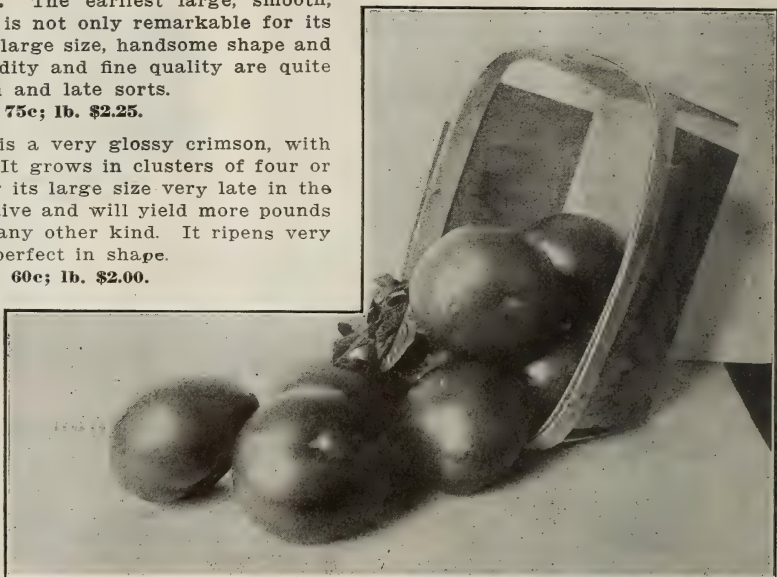
ATLANTIC PRIZE. This is the very largest, smoothest, best flavored and brightest colored extra early tomato. Vine medium size, with few

leaves; very hardy, bearing the fruit low down on the stem and in enormous clusters, which ripen all together.

Pkt. 5c; oz. 20c; $\frac{1}{4}$ lb. 60c; lb. \$2.00.

PERFECTION. It has no green core, is as smooth as an apple, never cracks after ripening. It is a brilliant dark glossy-red color, ripening all over and through evenly. It has not so much early ripe fruit as some varieties, but it bears continuously till frost.

Pkt. 5c; oz. 20c; $\frac{1}{4}$ lb. 60c; lb. \$2.00.



TOMATO-Continued



Stone,

ACME. A tomato of superior quality; size medium; shape slightly oval; color maroon or reddish with slight tinge of purple; flesh deep scarlet and unusually solid. A characteristic of this tomato is its entire freedom from all irregularities, every specimen being as smooth as an apple.

Pkt. 5c; oz. 20c; $\frac{1}{4}$ lb. 60c; lb. \$2.00.

STONE. A main crop variety, very large, has a brilliant dark glossy-red color; ripening evenly to the stem without a crack; exceeding solid and firm-fleshed, as the name indicates; is an excellent shipper; quality the very best; fine for canning; a good keeper, not subject to rot.

Pkt. 5c; oz. 20c; $\frac{1}{4}$ lb. 60c; lb. \$2.00.

YELLOW also **RED PLUM.** Excellent for preserving. Pkt. 5c; $\frac{1}{2}$ oz. 20c; oz. 30c.

YELLOW also **RED PEAR.** Used for preserving. Pkt. 5c; $\frac{1}{2}$ oz. 20c; oz. 30c.

HUSK TOMATO or **GROUND CHERRY.** This is much liked by many for preserves and for eating from the hand; it makes also good pies, and is very fine dried in sugar.

Pkt. 5c; $\frac{1}{2}$ oz. 20c; oz. 30c.

TURNIP



Purple Top Strap Leaved.

will sow 150 feet of drill; one and one-half pounds to an acre.

EARLY WHITE EGG. A quick growing egg-shaped, perfectly smooth, pure white variety, growing half out of the ground, with small top and rough leaves. Its smooth, white skin and quick growth make it particularly desirable for market purposes.

Pkt. 5c; oz. 10c; $\frac{1}{4}$ lb. 20c; lb. 65c.

PURPLE TOP (Strap Leaved.) The standard of this part of the country. Superior for early or late planting. Round, flat, good sized, small top, with but few leaves; flesh very fine grained; flavor good.

Pkt. 5c; oz. 10c; $\frac{1}{4}$ lb. 20c; lb. 60c.

EARLY WHITE FLAT DUTCH (Strap Leaved.) This is a popular early turnip for table use. For autumn and early winter use, this and the Purple-top are highly popular.

Pkt. 5c; oz. 10c; $\frac{1}{4}$ lb. 20c; lb. 60c.

LARGE EARLY RED TOP GLOBE. Large size, rapid growth, unusually attractive, and admired by all who have seen it.

Pkt. 5c; oz. 10c; $\frac{1}{4}$ lb. 20c; lb. 60c.

POMERANIAN WHITE GLOBE (Strap Leaved.) This is a free-growing, rough-leaved sort. Turnip cultivators need not hesitate to sow it for stock, market or family use; it is not quite so rapid in growth as the flat varieties; may be expected to come in as a succession in autumn and is admirable for table use in early winter.

Pkt. 5c; oz. 10c; $\frac{1}{4}$ lb. 20c; lb. 60c.


YELLOW ABERDEEN or **SCOTCH YELLOW.** This is a highly approved cattle turnip attaining a large size. It is solid, nutritious, a good keeper, and is in every respect reliable.

Pkt. 5c; oz. 10c; $\frac{1}{4}$ lb. 20c; lb. 60c.



White Globe.

Rutabagas or Swedish Turnips



Rutabaga—Yellow, Purple Top.

For feeding stock in fall or winter there is nothing superior to Turnips and Rutabagas, as they are much liked by all kinds of stock and serve to keep them in good condition. We cannot too earnestly recommend farmers to increase their sowings largely, for we are sure the crop will prove remunerative.

PURPLE-TOP YELLOW RUTABAGA. The best variety of Swedish turnip in cultivation. Hardy and productive, flesh yellow, of solid texture, sweet and well flavored; shape slightly oblong; terminates abruptly with no side or bottom roots; color deep purple above and bright yellow under the ground; leaves small, light green, with little or no neck; the most perfect in form, the richest in flavor, and the best in every respect.

Pkt. 5c; oz. 10c; ¼ lb. 20c; lb. 60c.

SWEET GERMAN. Flesh white, hard and firm. Must be sown much earlier than the flat turnip. In the autumn and early winter it is apt to be hard, but mellows like an apple by keeping.

Pkt. 5c; oz. 10c; ¼ lb. 20c; lb. 60c.

AROMATIC, MEDICINAL AND POT HERBS

Every Kitchen Garden Should Have a Few of These Useful Herbs.



Sweet Basil.

Sage.

Sweet Marjoram.

Sum. Savory.

Thyme.

Anise. An annual, cultivated for its seeds and its leaves, which have a fragrant, agreeable scent, and a pleasant taste	5c	10c
Borage. Annual; in Germany the leaves are cut and used for cucumber salad. Beautiful blue flowers.....	5c	15c
Caraway. The seeds are used for flavoring	5c	10c
Catnip or Catmint. A great favorite among medicinal herbs	5c	35c
Chervil. Annual; used for soups and salads	5c	15c
Coriander. Annual; its tender leaves are sometimes used for soups and salads	5c	10c
Dandelion. Perennial; cultivated for spring greens; an excellent tonic.....	5c	25c
Dill. Annual; it is cultivated for its seeds which are used medicinally and for flavoring pickles.....	5c	10c
Horhound. Perennial; of strong and aromatic smell; used as a tonic.....	5c	20c
Rosemary. Perennial; the tops only are used for seasoning and as a medicine	5c	40c

Rue. Perennial; a very powerful tonic, It must not be allowed to run to seed..	5c	15c
Sage. Perennial; tea made from the leaves is an excellent means of producing sweat	5c	15c
Saffron. Annual; the dried flowers are used for medicinal purposes.....	5c	20c
Savory. Annual; leaves are used for culinary purposes	5c	10c
Sweet Fennel. Perennial; Tea made from the seeds is an excellent remedy in case of colic and stomach complaints	5c	10c
Sweet Marjoram. Biennial; the leaves are used in soups, the seeds in the manufacture of sausage. An aromatic of sweet flavor	5c	15c
Sweet Thyme. Perennial; thyme tea is an excellent remedy for nervous headache	5c	40c
Wormwood. Perennial; used for medicinal purposes. Beneficial to poultry and should be planted in every poultry yard	5c	20c



Many Other Popular Varieties of Flower Seeds Supplied Promptly

ALYSSUM SWEET.

A favorite flower for bouquets; white, very fragrant, and producing a succession of bloom through the summer and until after severe frosts. Always wanted when a bouquet is made. Height 1 foot. Hardy annual.

Alyssum Maritimum.

Pkt. 5c.

ASTER.

No family of plants bears such distinct marks of progress as the Aster, and none are more eagerly sought. An almost endless variety, always reliable.

For best results sow seed early indoors, then transplant to open ground.

Good Mixed. Many kinds of tall varieties. **Pkt. 5c.**

Comet or Branching. A handsome and very distinct variety, resembling Japanese Chrysanthemums. Half dwarf. Mixed colors. **Pkt. 10c.**

BACHELOR'S BUTTON.

(*Centaurea Cyanus.*)

A showy annual, of easy culture, flowering freely with a great variety of colors. Height, 2 feet. **Pkt. 5c.**

BALSAM.

(*Ladies' Slipper, Touch-me-not.*)

Magnificent plants, producing their gorgeous masses of beautiful, brilliant-colored flowers in the greatest profusion.



Double Balsam.

Balsam, Double Tall. Fine mixed. A particularly fine strain of Balsam. **Pkt. 5c.**



Carnation.

CARNATION.

The carnation has always been one of the most esteemed of the florist's collection, and there is no flower more esteemed for the garden. Sow under glass in greenhouse or hotbed, and when of sufficient size transplant two feet apart each way. **Pkt. 10c.**

CANARY-BIRD FLOWER.

One of the best climbing plants, with graceful foliage of a delicate shade of green, with small yellow flowers, which, when half expanded have a fanciful resemblance in shape of canary birds. Height, 8 feet. Half-hardy annual. **Pkt. 10c.**

CANNA.

Stately plants with foliage of elegant growth, presenting a luxuriant and tropical appearance, and much employed in ornamental planting; when planted in clumps of 4 or 5 contrasting colors are very effective. The seeds should be cut at one of the ends about 1-16 inch and then soaked in warm water for 24 hours. Tender perennial. **Pkt. 5c.**

CANDYTUFT.

One of the most popular hardy annuals, almost equally so as Sweet Alyssum. Like it, it is one of the easiest culture and grown for a variety of purposes almost all the year round.

White.

Pkt. 5c.

Mixed.

Pkt. 5c.

CASTOR BEANS (*Ricinus.*)

Plant of tropical appearance that should have a place in every garden affording the requisite space. The stalks of the plant are of a brownish red; the leaves are very large, palmate, and strikingly elegant. Height, 6 to 10 feet. Tender annual. **Pkt. 5c.**

CONVOLVULUS (Morning Glory.)

All will recognize in this the most popular annual in cultivation, for in this tribe is included the well-known Morning Glory. The minor varieties are largely used and well suited for bedding. Half hardy annuals.

Tall. Very fine mixed.

Pkt. 5c.

Dwarf. Height, 1 foot.

Pkt. 5c.

EARLY ANNUAL CHRYSANTHEMUM.

For early flowering the plants can be raised by sowing the seed early in the house or frame and planting them out when the weather is favorable; or the seeds can be sown in an open seed-bed, or where the plants are to stand, provided the plants are thinned out to 8 or 12 inches apart.

Mixed Colors.

Pkt. 5c.

COSMOS.

Of very rapid growth and make large bushes, fully five feet high, which are a mass of elegant foliage until they bloom in August. From September until November each plant is covered with hundreds of showy blossoms, two inches in diameter, pure white, flesh color, charming light pink and deep rose, each with a brilliant yellow center.

All Colors Mixed.

Pkt. 5c.

COXCOMB (Celosia Cristata.)

A highly ornamental plant, producing crested heads of flowers, somewhat resembling a cock's comb. There are many colors and shapes, but the scarlet and crimson ones are the most brilliant and rich.

Mixed Colors.

Pkt. 10c.

CYPRESS VINE (Ipomoea Quamoclit.)

One of the most beautiful climbers; fine, delicate cut foliage, dotted with small, scarlet, star-shaped flowers. For covering pillars, trellis work, etc., is not surpassed for grace and beauty. Height, 8 feet. Tender annual.

Mixed Colors.

Pkt. 5c.

DAISY.

Sow early in hotbed and, when large enough, transplant to rich, cool, partially shaded situation. Set the plants six inches apart. Roots can be divided at any time. Flowers are most abundant in spring. Tender perennial, six inches high.

Double mixed, very fine.

Pkt. 10c.

DIANTHUS CHINENSIS (Indian Pink.)

This magnificent tribe is one of the most satisfactory that can be raised from seed. Dianthus Chinensis and varieties are known as Indian Pinks, perhaps one of the most beautiful classes of plants existing.

Mixed.

Pkt. 5c.

ESCHSCHOLTZIA (California Poppy.)

Very profuse blooming plants of extremely rich and beautiful colors; height one foot. Hardy annuals.

Very fine Mixed.

Pkt. 5c.

FORGET-ME-NOT (Myosotis Alpestris.)

This beautiful little flower is too well known to require description or recommendation. The delicate blue flowers appear all summer. Height, 6 inches. Hardy perennial.

Pkt. 10c.

FOUR O'CLOCK or MARVEL OF PERU.

Old-fashioned, but none the less beautiful on that account. The plants are large and require four feet space; make a pretty hedge. Some of the varieties have beautifully variegated leaves. Will grow in any common garden soil.

Mixed Colors.

Pkt. 5c.

GOURDS.

A great variety of curiously formed and marked fruits; the vines are of rapid growth and with luxuriant foliage; adapted for covering screens, arbors, etc. Height, 10 to 20 feet. Tender annual.

Fine Mixed.

Pkt. 5c.

HELIOTROPE.

A well-known popular greenhouse plant, fine for bedding, vases or baskets and exquisite for pot culture in winter. Flowers purple, borne in trusses, and exceedingly fragrant. Height, 1 foot. Half-hardy perennial.

Pkt. 10c.



Heliotrope.

Larkspur.

HOLLYHOCK.

A great variety of brilliant colors, combining richness and delicacy in a remarkable degree; flowers large and densely double, remaining a long time in bloom. Is one of the best and most ornamental of the perennials. Height, 5 feet.

Mixed Colors.

Pkt. 10c.


LARKSPUR (Delphinium.)

A fine variety of colors—shades of blue, red and others striped and mottled. The flowers are produced in spikes, which are continually pushing out from the main stem and branches, furnishing an abundance of bloom through the season. When grown in vases makes a fine display. Height, 2 feet. Hardy annual.

Double Mixed.

Pkt. 5c.

MARIGOLD.



The Marigold has been an inhabitant of the flower garden from time immemorial, and where a rich display of bloom is desired, is almost indispensable. Half-hardy annual; bloom till frost.

African Double Tall. Very fine mixed. **Pkt. 5c.**

French Double Dwarf. Very fine mixed. **Pkt. 5c.**

MIGNONETTE (Reseda.)

A well-known hardy annual, producing dense, semi-globular heads of exceedingly fragrant flowers, borne on spikes three to six inches long. It is in bloom nearly the whole season, and the perfume is so fragrant that the whole atmosphere around is perfumed.

Reseda Odorata. Large flowering variety.

Pkt. 5c.

Golden Queen. Golden yellow.

Pkt. 5c.



Mignonette.

NASTURTIUM.

These will always be valuable summer flowering plants. They flower better, however, in a poor, rocky soil, as a rich one has a tendency to make them "run to leaf." The "Tom Thumb" varieties are splendid bedding sorts. Tender annuals.

Dwarf or Tom Thumb. Fine mixed.

Pkt. 5c.

Tall, finest mixed.

Pkt. 5c.

PETUNIA.



Most valuable plants, succeeding well almost anywhere. They are particularly showy in beds or masses, and are universal favorites on account of their richness of colors, fragrance and continued blooming.

Extra Fine Mixed.

Pkt. 5c.

Petunia Hybrida. **Double.** Large flowering striped, mixed; very fine strain, with large, perfect flower.

Pkt. 25c.

PANSY.

These lovely flowers are favorites with all, not only for the brilliancy and variety of their colors, but for the durability of their bloom. Seeds may be sown in open ground in spring or summer, or in hotbeds early in spring. The ground cannot be too rich; coolness and moisture are necessary. Transplant them when an inch high. Hardy biennial; four inches high.



White, with dark center.
 Black, King of Blacks.
 Yellow, a beautiful yellow.
 Blue, azure blue.
 Purple, deep royal purple.
 Bronze, a golden bronze
 Mixed, all colors.
 Trimardeau. Finest mixed.

Pkt. 10c.
 Pkt. 10c.
 Pkt. 10c.
 Pkt. 10c.
 Pkt. 10c.
 Pkt. 10c.
 Pkt. 5c.
 Pkt. 10c.

PHLOX DRUMMONDII.

Phlox Drummondii is one of the very finest of annual plants, and stands almost unrivaled for profusion of color. The seeds can be planted in open ground in autumn or spring, or plants may be started in a hotbed and transplanted. Give good, rich ground, and set plants six inches apart each way. Hardy annual; one foot high.

Fine Mixed.

Pkt. 5c.

POPPY.

Hardy annual of quick growth and producing large, brilliant colored flowers, growing freely in any garden; produces a fine effect in clumps or beds.

Double and Single. Mixed. Pkt. 5c.
 Fairy. Double, fine mixed. Pkt. 5c.

PORTULACA (Moss Rose.)

Beautiful and popular hardy annuals of the easiest culture, luxuriating in an exposed, sunny situation, and producing throughout the summer their flowers of almost every hue in the greatest profusion. The double Portulaca is one of the finest annuals in cultivation. Six inches high.

Single, fine mixed. Pkt. 10c.
 Grandiflora Flora Pleno. Fine double mixed. Pkt. 10c.

STOCKS (Gilliflower.)

To have them bloom early, start in hotbed and transplant when small into pots, and turn out in June to open border. They will blossom late in the season if planted in open ground. Hardy annual; one foot high.

German, Ten Weeks. Double; very fine mixed. Pkt. 10c.



Portulaca.



Sweet William.

SWEET WILLIAM.

The seed can be planted very early in the spring in open ground, and will blossom the following autumn, or it can be sown in August and will make fine blooming plants for spring. The plants will bloom several years, but young plants bloom better, and seeds should be sown every year. Hardy perennial; one and a half feet high.

Double, mixed.
 Single, mixed.

Pkt. 5c.
 Pkt. 5c.

SWEET SULTAN (Centaurea Moschata.)

A handsome annual with fragrant flowers, borne on long, slender stems. Their fragrance and habit of growth adapt them finely for bouquets. In bloom from July till October. Height, 2 feet.

Mixed Colors.

Pkt. 5c.

VERBENA.

Flowers perfectly well from seed sown in spring. If started in the house in pots in winter they will be in bloom sooner, but if sown in open ground in May they will bloom in August. Each plant will require a space of two feet. Tender perennial trailer; one foot high.

Fine Mixed.

Pkt. 5c.

Mammoth Hybrida. Extra choice, mixed.

Pkt. 10c.

"WILD FLOWER GARDEN" (or Mixture of All Kinds of Flower Seeds.)

The seeds we offer for the "Wild Flower Garden" are a mixture of over 100 different varieties, and being mixed can be offered at a much less price than when sold in separate packets. No one, not having such a bed, can form an idea of its beauty, the different seasons of bloom insuring something new almost every day.

Large Pkt. 10c.

WILD CUCUMBER (Eschinocystis Lobata.)

Ornamental climbing cucumbers with curious fruit, remarkable for its luxuriance and rapidity of growth. Height, 15 feet. Half-hardy annual.

Pkt. 5c.

ZINNIA ELEGANS (Youth and Old Age.)

A very showy plant with large double flowers, which, when fully expanded, form hemispherical heads, become densely imbricated, and might easily be mistaken for dwarf Dahlias. Half-hardy annual; one and one-half feet high.

Double, Mixed; saved from selected flowers.

Pkt. 5c.

SWEET PEAS

CULTURE. Sweet Peas can be sown as early, in March, as the ground can be worked. Make a trench about six inches deep, in rich, mellow soil, and sow the seeds, dropping a pea every inch or two. Then cover about two inches deep and put a board over it so as to keep the rain water from staying in the trench. As soon as the young plants appear remove the board and fill in the trench as they grow. Sweet Peas delight in rich soil, and some varieties will run seven feet high. If the soil is too heavy, sticky, put a couple inches of sand or ashes in the bottom of the trench. Pick off the flowers as soon as they are fully expanded or plants will stop blooming as soon as the seed pods are formed and the seed commence to ripen.

Prices for all varieties of named Sweet Pea Seed: Pkt. 5c; oz. 15c.

White, Emily Henderson, Dorothy Eckford.

Pink, Katherine Tracy.

Pink and White, Blanche Ferry.

Rose, Her Majesty, Prince of Wales.

Scarlet, Salopian, King Edward VII.

Yellow, Mrs. Eckford.

Maroon, Black Knight, Othello.

Lavender, New Countess.

Blue, Captain of the Blues, Navy Blue.

Columbine Brand Mixture. Nothing better in mixture of varieties, and should not be compared with ordinary mixtures on the market.

Mixed, Eckford's Hybrids.

Double Mixed.

COUNTESS SPENCER HYBRIDS—Mixed.

The orchid flowered Sweet Peas. Pkt. 5c; oz. 20c.

GRASS SEEDS AND FORAGE PLANTS

Ask for Prices for Large Quantities



Alfalfa.

RED CLOVER. This species is regarded as one of the most important of the whole genus, being valuable not only as a forage plant, but also for its fertilizing properties on the soil. It has very long and powerful tap-roots, and when these roots decay they add largely to the soil. As a forage plant it makes an excellent quality of hay, and can be cut at least twice a year. Sow 12 to 15 lbs. to the acre. **Lb. 30c.**

ORCHARD GRASS. It stands the drouth, grows well in the shade, does well in wet or poor ground, and is splendid to prevent worn-out fields from washing. This grass furnishes excellent pasturage three weeks before any other, and after close grazing, ten days' rest is sufficient for another growth. Cows fed on this will produce more and richer milk than on blue grass.

It is especially adapted for winter grazing, as it remains green all season. It is well suited to sow mixed with alfalfa; an average of 12 lbs. orchard to 8 lbs. alfalfa seed. Sow 20 to 25 pounds per acre if sowed alone. **Lb. 30c.**

BROME GRASS (Bromus Inermis.)

This pre-eminent drouth-resisting grass stands at the head of all, and is destined to lead as the most satisfactory and valuable forage grass in all localities where arid soils demand a plant with ability to withstand drouth. Stands intense cold equally well. May be sown in autumn with winter wheat, or in early spring. In southern states sow in February or March, preparing lands as for other grasses. Blooms in north in June, and earlier in southern states. For hog pastures, a mixture of Bromus Inermis and Alfalfa, where the latter succeeds well, is recommended. Sow thirty pounds per acre. **Lb. 20c.**

ALFALFA (Medicago Sativa.) Alfalfa, or Lucerne, is a deep-rooting, perennial plant, sending up numerous small and clover-like shoots. Leaves pinnately foliate, leaflets ob-ovate-oblong, toothed; the flowers, instead of being in a dense head as in clover, are in erect racemes; the corolla is a violet purple, and the many-seeded pod is spirally coiled. The blossoms are rich in honey food. It does not thrive well in a compact clay soil or in any shallow soil having a clay bottom, but requires a sandy loam, the richer the better, such as abounds in all the valley lands of Colorado. Alfalfa flourishes up to an altitude of 7,500 feet above the level of the sea, but at points higher it is likely to kill out before strong roots are secured. Spring rains, as a rule, answer until within a week of the first cutting, when a thorough irrigation is desirable, though often a first crop is cut without further moisture than the natural rainfall. Irrigate immediately after a crop is removed from the field. The first year, if sown early and a good stand is obtained, one cutting; second year, two, though some have extra good fortune to get three cuttings; third year and thereafter, three and four crops, with a good aftergrowth remaining, making excellent winter pasture. Cut when in full bloom, not later, unless you want stalks instead of hay. Sow from 15 to 25 lbs. to an acre. **Lb. 25c.**

RED TOP. A valuable grass for moist soils. It is a good permanent grass, standing our climate as well as any other, and consequently well adapted to our pastures, in which it should be fed close, for if allowed to grow up to seed, the cattle refuse it. On moist, rich soil it will grow two feet, and on poor, gravelly soil, about half that height. It has been grown successfully even on "alkali" bottom lands, where other grasses failed. Sow 15 to 20 lbs. clean seed to the acre. **Lb. 25c.**

ALSIKE CLOVER. Resembles in growth and duration the Red Clover, but is hardier. It matures early and is recommended for high altitude. Sow 5 to 8 pounds to an acre. **Lb. 30c.**



Red Clover.



Orchard Grass.

TIMOTHY. As a crop for hay, Timothy is one of the best grasses grown. It is greatly relished by all kinds of stock, especially horses. Being an early grass, it is well adapted to spring and summer grazing, and if the fall season is favorable it will grow sufficiently after harvest to furnish good fall grazing, too. Sow ten to twelve pounds to the acre. **Lb. 20c.**

GRASS SEEDS AND FORAGE PLANTS- Continued



Per. Rye Grass.



English Blue Grass.

PERENNIAL ENGLISH RYE GRASS. As a pasture grass it grows quick and withstands drouth reasonably well. In the far west, also Old Mexico, it is used extensively for lawns. For pasture sow in spring 25 to 30 pounds to the acre. For lawns 60 to 70 pounds per acre. 1 lb. 15c.

MEADOW FESCUE or ENGLISH BLUE GRASS. Grows two to three feet high, but never in large tufts like Orchard Grass. One of the earliest, most nutritious and productive grasses. It is especially suitable for permanent pasture; thrives well in all soils, but to best advantage on moist lands. Makes good hay, and cattle thrive well on it, whether dry or in green state. It succeeds well even in poor soil, and as its roots penetrate the earth twelve to fifteen inches, it is not affected except by exceedingly dry weather. It is one of the hardest grasses after a good stand is secure; it will stand more freezing than most other varieties. Sow twenty to twenty-five pounds per acre. Lb. 35c.

Grass Seed Mixtures

FOR MEADOWS AND PASTURES.

It is a well ascertained fact that a thicker and more prolonged growth is produced by a mixture of many sorts of grasses that are especially suitable. Some sorts do best on high ground, and in dry weather; others prefer plenty of moisture. Some mature so early, and others so late, that from the beginning of spring until winter sets in there is no time when one species or another is not at its best.

In the matter of preparing the soil for pastures, it is necessary to put the ground in the best condition possible to get the best results. The soil should be perfectly even after sowing the seed. You will find that cross harrowing will be to your advantage, as it has a tendency to scatter the seed more evenly. The following mixtures will be found desirable to use for permanent pastures, as they are properly proportioned for their different uses.

For Wet Lands use Pasture Mixture No. 1. 1 lb. 25c.

For Light Sandy Soil use Pasture Mixture No. 2. 1 lb. 25c.

For Irrigated Lands use Pasture Mixture No. 3. 1 lb. 25c.

Sow liberally of either of above to get best results, using 30 to 40 pounds per acre. Ask for prices on large quantities.

GRASS SEED FOR THE LAWN

HOW TO MAKE A LAWN

The soil of the proposed lawn should be thoroughly prepared. Let it all be thoroughly dug, harrowed and well pulverized, and finally raked to a smooth, even surface. Scatter over the surface of the ground, after sowing the seeds, if somewhat poor, a coating of rich, well rotted manure, or some good lawn fertilizers. We are always disposed to advocate a liberal quantity of seed, for the simple reason that the seed is but a very small item of the expense of making a lawn, and that it is always desirable to have a thick, close turf as soon as possible. Finish off by rolling with a moderately heavy lawn roller, and patiently await the results. If everything is favorable, a nice green lawn will be the result. Run the mower over it frequently, and remove all obnoxious weeds. The first season the grass may be a little thin, but one season more will make it as thick and velvety as the best of turf. If the grass appears very thin in spots, sow on these a little more seed the following spring. Can be sown at any season of the year. One pound of mixed lawn grass will cover nicely two hundred and fifty square feet.

FANCY MIXED LAWN GRASS.

1 pound package, 30c.

KENTUCKY BLUE GRASS.

The old standard grass for pasture as well as lawns. Every farmer knows it and its good qualities. Sow about twenty-five to thirty pounds to the acre for meadows; for lawns one hundred and twenty to one hundred and fifty pounds per acre. Lb. 30c.

CREEPING BENT GRASS. Especially recommended for lawns at country homes where depending on irrigation. It flourishes where but little moisture. Also good on terraces and sloping ground. Lb. 30c.

WHITE DUTCH CLOVER. This thrives in any reasonably good soil. It is a low creeping growth and is valuable in pasture mixtures. The greater per cent. of demand in the West is for use in lawns. It adds much to the beauty of a velvety green lawn.

¼ lb. pkg. 15c; ½ lb. pkg. 25c; lb. pkg. 45c.

GRASS SEEDS AND FORAGE PLANTS—Continued

SORGHUM or EARLY AMBER CANE. The great fodder crop for dairymen. Dairy farmers say that the Early Amber Cane is the most valuable fodder plant in existence for their use. It is of the very best, tender, nutritious, and greedily eaten by cattle, horses and hogs. Dairymen find that the cows will give more and richer milk from its use, and it is claimed that as high as 20 tons of green fodder have been grown per acre. It can be cut several times during the season if not allowed to get too high, and makes good, sweet hay. Sow 50 to 60 lbs. per acre. **Lb. 10c.**

WHITE KAFFIR CORN. It grows from four to five feet high, making a straight, upright growth. It has a stalky stem, with enormous wide leaves. The stalks keep green and are brittle and juicy, not hardening like other varieties of sorghum, making excellent fodder either green or dried, which is highly relished by cattle and horses. The seed heads form at the top of each stalk, and as soon as these show the grain well, the joints next below the top send up shoots which yield the second seed heads. For the grain sow in rows three feet apart, three to five pounds of seeds to the acre. For fodder sow 25 to 50 pounds, either broadcast or in drills. **Lb. 10c.**

RED KAFFIR CORN. This grows taller than the white; the stalks are slenderer, but more juicy and very leafy. The heads are long, slender, compact and grow erect; they measure from one to two feet. The seed is red, smaller than the white, and rather hard and brittle. It ripens a little earlier than the white variety and yields much heavier. **Lb. 10c.**



Amber Cane.

JERUSALEM CORN. It is pronounced the best and surest grain crop for dry countries and seasons, even better than Kaffir Corn, Dourha and Milo Maize. It grows about 3 feet high, makes one large head on main stalk and several smaller heads on side shoots have been seen as high as 8 heads on one stalk. The grains are pure white and nearly flat. Three pounds will plant one acre. **Lb. 10c.**

YELLOW MILO MAIZE. Stools from the ground, and sends out shoots also from the joints. Seed heads grow to great size, often weighing $\frac{3}{4}$ of a pound, sometimes a full pound after ripe. On account of its branching habit this grain should be planted in rows 4 or 5 feet apart, and 2 to 3 feet in the drill, or 2 plants in a hill, 3 to 5 feet apart. **Lb. 10c.**

DWARF ESSEX RAPE. Main standby of the English farmer in raising choice mutton. Perfectly hardy, and remarkable fattening properties. Easily grown. One acre will pasture thirty-six head two months, and lambs will make a gain of from 8 to 12 lbs. per month. Pigs and cattle are also extremely fond of it. Sown in June, Rape should be fed in August, though if a first crop be cut about four inches from the ground an after-growth would be useful later. Can be sown on wheat stubble, furnishing excellent pasture late in the fall. Broadcast, it takes 8 to 10 lbs. to the acre. In drills, 4 to 5 lbs. to the acre. Per lb. 15c.



Red Kaffir Corn.

MAMMOTH RUSSIAN SUNFLOWER. Single heads measure fifteen to twenty-two inches in diameter, and contain an immense amount of seed, which is highly valued by all farmers and poultry breeders who have tried it as an excellent and cheap food for fowls. Three lbs. of seed will plant one acre. Selected seed, lb. 25c.



FIELD PEAS

FIELD PEAS do not exhaust the soil rapidly like some crops; quite the opposite, the nitrogen taken from the air is stored in the ground through the roots. The growing crop can be plowed under when but partly matured—just in the milk—and makes an excellent fertilizer.

TIME OF SOWING. Being very hardy, the fear of rotting in the ground is not considered. The majority sow in April, although a pea-hay crop can be obtained if sown as late as July. Early sowing is best, giving full season for matured crop.

QUANTITY TO SOW. When early sowing is made, 40 to 50 lbs. of seed per acre makes a crop that covers the ground and produces good tonnage. If late sowing is made, 60 to 80 lbs. per acre is advisable, as the crop does not get to matured growth. Thick sowing will aid in choking out weeds.

HARVESTING. If wanted as pea-hay the growth should be at the period when the supply of nutriment in milk is in the vine just forming the pod, cut and cured like ordinary hay. This makes finest feed for dairy cattle, in fact, lambs, sheep, hogs and cattle relish this hay. If the peas are desired as dry grain, allow crop to mature and handle in shocks, threshing by machine after thoroughly dry. The dry seed can be ground into a meal, or be fed whole. We have the following varieties:

San Luis Valley, or Colorado Stock Pea, re-cleaned stock, **Wisconsin Grown Green Canada,** and **Northern Grown Golden Vine.** Lb. 10c; 3 lbs. for 25c.


SANDVETCH, HAIRY OR WINTER VETCH—*Vicia villosa.*

A forage plant from Europe, highly esteemed there. The Sandvetch prospers in the most barren soils, on those too poor to grow wheat. Six tons per acre of green forage have been harvested in one cut on poor silicious soils, with second cut for seed or for plowing under. Sow end of August alone or with a cereal, rye preferred, as this Vetch reaches a height of 3½ to 5 feet, and must have a support. Sow 30 to 50 lbs. per acre. If good growth before winter it may be cut, and again by March 15. Eaten by all farm stock. Lb. 20c.

SPRING VETCH OR TARES—*Vicia sativa.*

Similar in growth to Sandvetch, though for spring sowing only. Lb. 15c.

MILLETS



GERMAN MILLET. Few other grasses or forage plants have been able to produce the enormous yield of this plant. It has produced four to five tons of hay to the acre, and from seventy to eighty bushels of seed. Sow twenty-five to forty pounds to the acre. Lb. 10c.

MANITOBA or HOG MILLET. A very much prized peculiarity of this millet is that the seed ripens while the stem is yet green, thus if cut promptly can be threshed for the seed, while the hay, after being threshed, will make excellent fodder. Sow same as other millet. Lb. 10c.

COMMON MILLET. It is an annual grass, with tender, juicy and luxuriant leaves, much relished by all kinds of stock; makes good hay. Sow twenty-five to forty pounds to the acre. Lb. 10c.

NEW SIBERIAN or RUSSIAN MILLET. It is from two to three weeks earlier than the German Millet, is a much heavier cropper; the hay is much finer, stalks more elastic and grows much taller; it is rust proof and chinch bugs do not relish it; being of stooling habit it requires much less seed per acre. You should try it. Lb. 10c.

CONCENTRATED FERTILIZERS

Ask for Prices on Large Quantities.

OUR LAWN FERTILIZER. Lawn grass is a voracious feeder, and will not thrive and hold its beautiful dark green color and velvety appearance unless it is suitably fed. The lack of this one requisite causes many poor and rusty looking lawns. Do not use barn manure, as it is apt to contain objectionable grass seed and obnoxious weed seeds, which you will have to fight for years to come. Price, 10 lbs. 60c; 25 lbs. \$1.25.

OUR VEGETABLE GROWER. After several seasons of experimenting with products from several leading fertilizer manufacturers we have settled on this as our ideal fertilizer, for the grower of vegetables, also strawberries and other small fruits. 10 lbs., 60c; 25 lbs. \$1.25.

NITRATE OF SODA. It is one of the strongest fertilizers known, and great care should be exercised in its use. Use 200 lbs. to an acre or one ounce to 2 gallons of water, Price, 1 lb. 15c; 10 lbs. \$1.25.

INSECT DESTROYERS

BORDEAUX MIXTURE. Concentrated liquid. Prevents black rot, mildew and rust. Qt. can size, 60c; gal. cans, \$1.50.

KEROSENE EMULSION. For plant lice of any kind, scales, insects on trees, etc. Ready for use by adding 25 to 50 parts water to 1 part of emulsion. Qt. 60c; gallon, \$1.50.

SULPHO-TOBACCO SOAP. This popular insecticide gives excellent satisfaction. It is cheap, effective, clean and harmless; 3 oz. cake makes 1½ gallons of prepared solution, 10c, by mail, 13c; 8 oz. cake makes 4 gallons, 20c; by mail, 28c.

SLUG SHOT. HAMMOND'S. Recommended to destroy potato bugs and those on tomato and egg plants, currant worms, cabbage lice and worms, fleas, beetles and striped bugs on melons, turnips, beets, onions, etc. 1 lb. carton, 20c; 5 lb. pkg. 60c.

BLUE VITRIOL (Sulphate Copper.) In crystals ready to dissolve. 1 lb. 20c; 3 lbs. for 50c.

ARSENATE OF LEAD. An effective insecticide for leaf-eating insects and particularly suitable for very tender foliage, being perfectly safe to apply in any strength without danger of scorching. Will not wash off by ordinary rains. Use 6 lbs. to 100 gallons of water. 5 lb. cans, \$1.25.

WHITE HELLEBORE—Powder. For currant worms, etc. A solution of one ounce of white hellebore to 3 gallons of water is very effective and not dangerous to apply when fruits are soon ready for eating. ¼ lb. 10c; ½ lb. 15c.

WHALE OIL SOAP. Used in the greenhouse, nursery, and anywhere where insect life exists. Per lb. 20c; 5 lb. can for 85c.

TOBACCO DUST. To drive off green lice in hotbeds. Lb. 15c; 5 lbs. 50c.

TOBACCO STEMS. For fumigating. 10 lbs. for 75c; 25 lbs. for \$1.25.

PURE PARIS GREEN. Sealed pkgs. ¼ lb. 20c; ½ lb. 30c; lb. 50c.

ENGLISH, GERMAN, SPANISH AND ITALIAN NAMES OF VEGETABLES AND HERBS.

English.	German.	Spanish.	Italian.
Anise	Anis, Gruner Anis	Anis Matalahuga	Aniso Anacio
Asparagus	Spargel	Esparrago	Sparagio
Beans	Bohnen	Frijoles	Fagioli
Beet	Rothe Rube	Remolacha	Barbabetola
Cabbage	Weisskraut	Col repollo	Cavolo Cappuccio
Caraway	Feld Kummel	Alcaravea	Carvi
Carrot	Carotten—Möhren	Zanahoria	Carota
Cauliflower	Blumenkohl	Coliflor	Cavolfiore
Celery	Sellerie	Apio	Sedano
Celeriac	Knollen Sellerie	Apio-nabo	Sedano-rapa
Coriander	Coriander	Cilantro	Coriandorlo
Corn	Mais	Maiz	Mais
Cress	Garten-Kresse	Berro	Agretto
Cucumber	Gurken	Pepino	Cetriolo
Dandelion	Löwenzahn	Diente de leon	Dente di leone
Dill	Dill	Eneldo	Aneto
Egg Plant	Eierpflanze	Berengena	Petronciano
Endive	Endivien	Endibia, Escarola	Indivia
Fennel	Fenchel	Hinojo	Finocchio
Kale	Blätterkohl	Breton, Berza	Cavolo verde
Leek	Poree—Lauch	Puerro	Porro
Lettuce	Lattich, Salat	Lechuga	Lattuga
Marjoram	Majoran	Mejorana	Maggiorana
Melon	Melone	Melon	Popone
Melon, Water	Wasser Melone	Sandia	Melone d'Aqua
Mushroom	Champignonbrut	Seta	Fungo protajolo
Nasturtium	Kapucinerkress	Capuchina	Nasturzio
Onion	Zwiebel	Cebolla	Cipollo
Parsley	Petersilie	Perejil	Prezzemolo
Parsnip	Pastinake	Chirivia	Pastinaca
Peas	Erbsen	Guisante	Pisello
Pepper	Pfeffer	Pimiento	Peperone
Pumpkin	Kurbiss	Calabaza	Zucca
Radish	Radieschen	Rabano	Ravanello
Rhubarb	Rhabarber	Ruibarbo	Rabarbaro
Sage	Salbei	Salvia	Salvia
Salsify	Haferwurzel	Salsifí blanco	Sassefrica
Summer Savory	Bohnenkraut	Ajedrea Comun	Santoreggia
Spinach	Spinat	Espinaca	Spinace
Squash	Spesie Kurbiss	Calabacin	Zucca
Thyme	Thymian	Tomillo	Timo
Tomato	Liebesapfel	Tomate	Pomo d'oro
Turnip	Rube	Nabo	Navone
Wormwood	Wermuth	Ajenjo	Assenzio


PLANET JR. GARDEN AND FARM TOOLS

Select the tool you like and write for prices.

No. 3 HILL AND DRILL SEEDER.

It sows evenly in drills, and also drops in hills, at 4, 6, 8, 12 or 24 inches apart. It is thrown out of gear instantly by moving a convenient lever; or the flow of seed is stopped by pushing down the feed rod. No time is lost; no seed is wasted. It is quickly set to sow different kinds of seed in the exact thickness desired. It covers and rolls down light or heavy, and marks the next row clearly. Holds three quarts. Weighs 46 lbs.

No. 4 COMBINED HILL AND DRILL SEEDER, WHEEL HOE AND CULTIVATOR.



Planet Jr. No. 4.

This admirable tool combines in a single convenient implement a grand hill-dropping seeder, a perfect drill seeder, a single wheel hoe, a cultivator and a plow. It holds two quarts and sows in continuous rows or drops in hills at five different distances. The drill can be detached and then becomes a single wheel hoe, cultivator or plow. Weighs 47 lbs.

No. 25 COMBINED HILL AND DRILL SEEDER AND DOUBLE WHEEL HOE, PLOW, ETC.

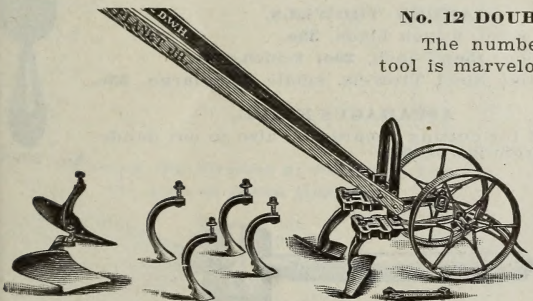
This tool combines the most practical features of No. 3 Drill and No. 12 Double Wheel Hoe. Weighs 59 lbs.

No. 12 DOUBLE WHEEL HOE, CULTIVATOR AND PLOW.

The number of different kinds of work done by this one tool is marvelous, and all are done in the most perfect manner.

The wheels may be set at four different distances apart; the frame at three heights. The handles are adjustable in height to suit man or boy. Weighs 32 lbs.

No. 11 is No. 12 with addition of Rakes and extra pair short Scuffle Hoes. Weighs 37 lbs.



No. 12 Double Wheel Hoe.

SINGLE WHEEL HOE, CULTIVATOR AND PLOW.

These tools have all the latest improvements offered in "Planet Jr." goods. The handles are adjustable in height. The wheel

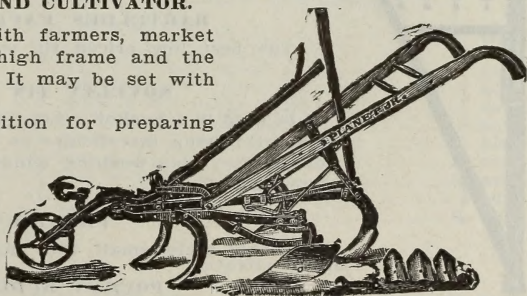
can readily be changed in height and from one side to the other of frame. The cultivator teeth, hoes, plow, etc., are of high carbon steel, finely finished and "work to a charm."

The Nos. 16, 17, 17½ and 18 are all the same model, the only difference is in the working parts sold with each. Weigh from 20 to 29 lbs.

"PLANET JR." TWELVE-TOOTH HARROW AND CULTIVATOR.

This tool has rapidly grown into favor with farmers, market gardeners and strawberry growers. It has a high frame and the chisel shape teeth can cut an inch wide each. It may be set with teeth trailing.

The foot lever pulverizer is a good addition for preparing ground for the seed drill or for plant setting. Hand levers regulate both width and depth while in motion; it contracts to 12 inches, and may be further reduced in width by taking off the outside teeth; it expands to 32 inches. It cultivates deep without throwing earth upon the plants, and the smooth, round-throated teeth turn strawberry runners without injuring them. Weighs 74 lbs.



No. 8 Horse Hoe and Cultivator.

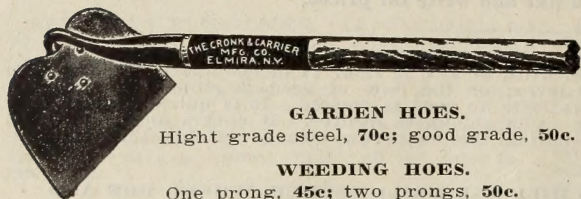
THE "PLANET JR." No. 8 HORSE HOE AND CULTIVATOR.

Probably no other cultivating machine is so widely known as the "Planet Jr." combined Horse Hoe and Cultivator, for it is in use throughout the civilized world. It is so strongly built as to withstand incredible strain, yet it is light and easy to handle. Weighs 82 lbs.

No. 7 is same as illustrated, except no depth regulator. Weighs 77 lbs.

No. 9. The same tool without the depth regulator, and a plain wheel instead of lever wheel. Weighs 72 lbs.

GARDENERS' SMALL TOOLS



GARDEN HOES.
High grade steel, 70c; good grade, 50c.

WEEDING HOES.
One prong, 45c; two prongs, 50c.



CHAMPION GARDEN RAKES.
Very strong, 14 teeth, 60c; 16 teeth, 65c.



Hazeltine Weeder.



Lang's Weeder.



Excelsior Weeder.




Dibber.

HAND WEEDERS.
Excelsior, 15c; Hazeltine, 25c; Lang's, 25c.

PLANT DIBBER.
Used in making holes for setting out plants, 35c.



GARDEN LINES.
Best braided, 100 feet long, 75c.
Reels for same, 65c per set.



Asparagus Knife

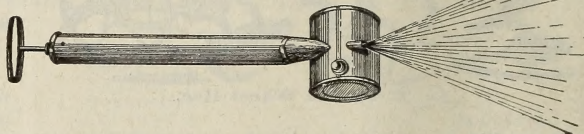
GARDEN TROWELS.
No. 3090, all steel, 6-inch blade, 35c.
Common 6-inch, 15c; 7-inch, 20c; 8-inch, 25c.
Cleve's Angular Steel Trowels, small, 25c; large, 35c.

ASPARAGUS KNIFE.

Used for cutting asparagus; also to cut dandelions from lawns, 50c.



No. 3090.



Faultless Sprayer.


BELLOWS.
For powder insecticides, No. 14 holds 4 oz., \$1.25; No. 19 holds 8 oz., \$1.50.

BARTELDES' FAULTLESS SPRAYER.

The best low priced tin sprayer on the market, 85c.

NOVELTY TIN SPRAY PUMP.

Is used in a bucket. Has four nozzles. Is especially adapted for throwing insecticides on bushes, white-washing chicken houses, etc., also washing windows, buggies, etc. Price, complete, \$1.50.



Novelty.

PRUNING KNIVES.

Pocket style, small, 70c; medium, 90c.

POCKET BUDDING KNIVES.

Polished black horn handle with ivory tip, 80c.



Pruning Shears No. 9.

LONG HANDLE PRUNING SHEARS.

26 inches long, very strong, for cutting off branches, San Jose Pattern, \$1.25. Fresno Pattern, \$2.00.

HAND PRUNING SHEARS.

No. 17 has detachable polished tempered steel blades, 70c.

No. 9 has solid blades and handles, very strong, \$1.20.

If you are in need of garden implements not listed in this catalogue, write or see us and we will get them for you.

USEFUL TABLES

Quantity of Seed Required for a Given Number of Hills.

		Hills.
Pole Beans	1 lb.	to 100
Corn	1 lb.	to 300
Cucumbers	1 oz.	to 50
Watermelons	1 oz.	to 30
Muskmelons	1 oz.	to 60
Okra	1 oz.	to 100
Pumpkins	1 oz.	to 30
Squash	1 oz.	to 30

Quantity of Seed Required for a Given Length of Drill.

		Feet of Drill.
Asparagus	1 oz.	50
Beet	1 oz.	100
Beans—dwarf	1 lb.	100
Carrot	1 oz.	150
Endive	1 oz.	150
Okra	1 oz.	80
Onions	1 oz.	150
Onion Sets	1 oz.	20
Parsley	1 oz.	150
Parsnips	1 oz.	150
Peas	1 lb.	100
Radishes	1 oz.	125
Salsify	1 oz.	100
Spinach	1 oz.	150
Turnip	1 oz.	150

Table Showing the Number of Plants or Trees to the Acre of Given Distance.

Dist. apart.	No. Trees	Dist. apart.	No. Trees
1 foot	43,500	9 feet	537
1½ feet	19,360	12 feet	302
2 feet	10,890	15 feet	193
2½ feet	6,960	18 feet	134
3 feet	4,840	21 feet	98
4 feet	2,722	24 feet	75
5 feet	1,740	27 feet	59
6 feet	1,210	33 feet	30

Quantity of Seed Required for a Given Number of Plants.

		Plants.
Asparagus	1 oz.	600
Cabbage	1 oz.	2,000
Cauliflower	1 oz.	1,500
Celery	1 oz.	4,000
Egg Plant	1 oz.	1,500
Endive	1 oz.	3,000
Leek	1 oz.	2,000
Lettuce	1 oz.	3,000
Marjoram	1 oz.	1,500
Pepper	1 oz.	1,500
Rhubarb	1 oz.	800
Sage	1 oz.	1,000
Savory	1 oz.	2,000
Tomato	1 oz.	1,500
Thyme	1 oz.	4,000

Weight of Different Manures to Apply to Different Crops per Acre.

Potatoes	Stable	15 to 20 tons
Mangel Wurzel	Stable	20 to 30 tons
Carrots	Stable	12 to 20 tons
Beans	Stable	12 to 20 tons
Onions	Stable	25 to 40 tons
Nitrate of Soda and Potash		250 lbs.
Salt		250 to 500 lbs.
Soot		1,000 to 1,500 lbs.
Concentrated Fertilizers for garden or field cultures		500 to 800 lbs.

Weights Per Bushel and Amounts of Seed Sown to the Acre.

	Lbs. per bu.	No. Lbs. to Acre.
Alfalfa Clover	60	20 to 30
Red Clover	60	12 to 15
White Clover	60	6 to 8
Alsike Clover	60	5 to 8
Timothy	45	10 to 12
Blue Grass (standard weight)	14	25 to 30
Red Top (hulled seed)	38	15 to 20
Mixed Grasses	14	30 to 40
English Rye Grass	20	25 to 30
Oats	32	32 to 64
Barley	48	60 to 90
Corn	56	8 to 10
Orchard Grass	14	20 to 25
Hungarian Millet	48	25 to 35
Common Millet	50	25 to 40
German Millet	50	25 to 40
Hemp	44	35 to 55
Flax	56	30 to 40
Buckwheat	52	30 to 50
Rye	56	60 to 80
Wheat	60	60 to 80
Sugar Cane for Fodder	50	50 to 60
Peas, Field	60	40 to 80
Top Onion Sets	28	250 to 300

Vegetables in Drills.

Dwarf Beans	60 to 80
Early Peas	90 to 120
Marrowfat Peas	60 to 80
Beets	6 to 8
Mangel Wurzel	4 to 6
Carrots	2 to 3
Corn	15 to 20
Onions	4 to 5
Onions for Sets	20 to 30
Onion Sets	300 to 350
Parsnips	4 to 5
Radishes	8 to 10
Rutabagas	1 to 1½
Spinach	10 to 12
Salsify	6 to 7

Table to assist farmers and gardeners in making an accurate estimate of the amount of land in different fields under cultivation.

10 rods x 16 rods equal	1 acre
8 rods x 20 rods equal	1 acre
5 rods x 32 rods equal	1 acre
4 rods x 40 rods equal	1 acre
5 yards x 968 yards equal	1 acre
10 yards x 484 yards equal	1 acre
40 yards x 121 yards equal	1 acre
209 feet x 209 feet equal	1 acre
200 feet x 108.9 feet equal	¼ acre
100 feet x 145.2 feet equal	1-3 acre
100 feet x 108.9 feet equal	¼ acre

Maturity Table.

Beans, table use	40 to 50 days
Beets, table use	50 to 70 days
Cabbages, for cutting	80 to 120 days
Carrots, table use	60 to 70 days
Celery, table use	120 to 140 days
Sweet Corn, table use	65 to 80 days
Cucumbers, table use	50 to 60 days
Lettuce, table use	40 to 65 days
Melons, table use	80 to 100 days
Onions, for storage	120 to 160 days
Peas, table use	50 to 80 days
Radishes, table use	25 to 45 days
Tomatoes, table use	90 to 100 days
Turnips	45 to 90 days

