


Historic, Archive Document

Do not assume content reflects current scientific knowledge, policies, or practices.


62.33

TWELFTH ANNUAL

SPRING CATALOG, 1911




White Globe



Purple Globe


U.S. Department of Agriculture
Washington, D. C.

Tusten's
Challenge
Brand
Turnip
Seed
Is the Best




Mammoth Red Top Globe

Comes
Direct
From
Grower
to
You



Purple Top Strap Leaf



Early White Flat Dutch

TUSTEN SEED & PRODUCE CO.

LIMITED

SHREVEPORT, LOUISIANA

BUY Tusten Seed & Produce Co.'s SEED

THEY ARE SUCCESSFUL SEED FOR SOUTHERN GROWERS

AMOUNT OF SEED TO PLANT AN ACRE.

Asparagus roots 1000 to 7250.
Barley 2 1-2 bushels.
Beans, dwarf, 1 pint to 100 ft. drill, 1 bushel.
Beans, pole, 1 pint to 100 hills, 1-2 bushel.
Beet, garden, 1 oz. to 100 ft. drill, 7 lbs.
Beet, mangel, 1 oz. to 100 ft. of drill, 5 lbs.
Broccoli, 1 oz. to 5000 plants, 2 oz.
Brussels sprouts, 1 oz. to 5000 plants, 2 oz.
Cabbage, 1 oz. to 3000 plants, 2 oz.
Carrot, 1-4 oz. to 100 ft. of drill, 2 1-2 lbs.
Cauliflower, 1 oz. to 3000 plants, 2 1-2 oz.
Celery, 1 oz. to 15,000 plants, 2 oz.
Chicory, 4 pounds.
Clover, white, Dutch and Alsike, 6 lbs.
Clover, Lucerne, 15 to 25 pounds.
Clover, crimson trefoil, 10 to 15 lbs.
Clover, large red and medium, 8 to 12 lbs.
Collards, 1 oz. to 5000 plants, 2 oz.
Corn, rice, shelled, 2 quarts.
Corn, sweet, 1-4 to 100 hills, 6 qts.
Cress, 3-4 oz. to 100 ft. of drill, 12 lbs.
Cucumber 1 oz. to 100 hills, 1 to 3 lbs.
Egg Plant 1 oz. to 200 plants, 4 oz.
Endive 1-4 oz. to 100 ft. of drill, 4 1-2 lbs.
Garlic bulbs, 1 lb. to 10 ft. of drill.
Gourd 2 oz. to 100 hills.
Grass, Kentucky blue, 2 bushels.
Grass, English blue, 1 bushel.
Grass, Hungarian and millet, 1-2 bushel.
Grass, red top, fancy, 8 to 20 lbs.
Grass, red top, chaff seed, 20 to 28 lbs.
Grass, timothy, 1-4 bushel.
Grass, orchard, perennial rye, fowl meadow and wood meadow, 2 bushels.
Horse Radish roots 10,000 to 15,000.
Kale 1 oz. to 5000 plants, 2 oz.
Kohl Rabi 1-3 oz. to 100 ft. of drill, 4 lbs.
Leek 1-3 oz. to 100 ft. of drill, 4 lbs.
Lettuce 1-4 oz. to 100 ft. of drill, 3 lbs.
Melon, musk, 1 oz. to 100 hills, 1 to 3 lbs.
Melon, water, 4 oz. to 100 hills, 1 1-2 to 4 lbs.
Nasturtium 2 oz. to 100 ft. of drill, 15 lbs.
Okra 1 oz. to 100 ft. of drill, 8 lbs.
Onion seed 1-3 oz. to 100 ft. of drill, 4 to 5 lbs.
Onion sets for sets 40 to 80 lbs.
Onion sets 1 qt. to 40 ft. of drill, 8 bushels.
Parsnip, 1-4 oz. to 100 ft. of drill, 3 lbs.
Parsley, 1-4 oz. to 100 ft. of drill, 3 lbs.
Peas, garden, 1 pint to 100 ft. of drill, 1 to 3 bu.
Peas, field, 2 bushels.
Pepper 1 oz. to 1500 plants, 3 oz.
Pumpkin 1-3 qt. to 100 hills, 3 to 4 lbs.
Radish 2-3 oz. to 100 ft. of drill, 10 to 12 lbs.
Rye 1 1-2 bushels.
Salsify 3-4 oz. to 100 ft. of drill, 8 lbs.
Spinach 1-2 oz. to 100 ft. of drill, 8 lbs.
Summer savory 3-4 lbs.
Sunflower 8 lbs.
Squash, summer, 4 oz. to 100 hills, 2 lbs.
Squash, winter, 8 oz. to 100 hills, 2 lbs.
Tomato, 1 oz. to 4500 plants, 1 oz.
Tobacco, 1 oz. to 5000 plants, 2 oz.
Turnip 1 oz. to 250 ft. of drill, 1 to 3 lbs.
Vetches 2 bushels.

STANDARD WEIGHT OF SEED.

Alfalfa clover, per bushel, 60 lbs.
Alsike clover 60 lbs.
Barley 48 pounds.
Beans 60 pounds.
Broom Corn 46 pounds.
Buckwheat 48 pounds.
Canary seed 60 pounds.
Castor beans 46 pounds.
Clover seed, red, 60 pounds.
Clover seed, white, 60 pounds.
Clover seed, crimson, 60 pounds.
Clover seed, Japan, 25 pounds.
Clover seed, burr, measured, 8 lbs
Corn shelled, Adams, 50 lbs.
Corn shelled, sugar, 46 pounds.
Corn shelled, field, 56 pounds.
Corn on ear, 70 pounds.
Flax seed 56 pounds.
Grass seed, Italian Rye, 20 pounds.
Grass seed, English Rye, 20 pounds.
Grass seed, meadow, rescue, 15 lbs.
Grass seed, orchard, 14 pounds.
Grass seed, Kentucky blue, 14 lbs.
Grass seed, timothy, 45 pounds.
Grass seed, Hungarian, 48 pounds.
Grass seed, Johnson, 25 pounds.
Grass seed, meadow oats, 14 lbs.
Hemp seed, 44 pounds.
Irish potatoes, heaped measure, 60 lbs.
Millet, German and Italian, 50 lbs.
Mustard 58 pounds.
Oats 32 pounds.
Osage orange 33 pounds.
Onions 57 pounds.
Onion sets 32 pounds.
Peas, cow, 60 pounds
Peas, English wrinkled, 56 pounds.
Rape seed 50 pounds
Rye 56 pounds.
Radish seed 50 pounds.
Sweet potatoes 56 pounds.
Sorghum seed 50 pounds.
Sunflower, Russian, 24 pounds.
Teosinte 50 pounds.
Turnip seed 58 pounds.
Vetch seed 60 pounds.
Wheat 60 pounds.

Unless you have an established credit send cash with order; this will save time and annoyance.

Tusten Seed & Produce Co.'s Annual Catalogue of Reliable Seeds



SHREVEPORT, LA., JANUARY 1, 1911

In presenting this, our Twelfth Annual Catalogue, we desire to thank our customers for the largely increased patronage we have enjoyed during the past year.

The constantly increasing trade which it has been our good fortune to enjoy is the best evidence of the fact that our efforts to make Tusten's "Challenge Brand" Seeds stand for all that is pure and reliable is appreciated by the Agriculturist.

Eight first premiums taken over all competitors at the Louisiana State Fair on vegetables raised from Tusten's "Challenge Brand" Seeds proves that they are the best seeds for this climate.

If you did not procure Tusten's "Challenge Brand" Seed last season, we want you to have them this year and add your name to our list of satisfied customers.

TUSTEN SEED & PRODUCE CO. LTD.

By F. A. Tusten, President.

ABOUT WARRANTING SEED—While we use great care, both for our own and our customer's interests, to supply and furnish the best seeds that it is possible to obtain, there are so many conditions—weather and other causes—affecting the growth of seeds and the out-turn of crops, that it must be distinctly understood that all of our seeds are sold under the conditions in regard to non-warranty of seeds which have been generally adopted by the seed trade, which are as follows:

• "We give no warranty, express or implied, as to description, quality, productiveness or any other matter of seeds, bulbs or plants we send out, and will not be in any way responsible for the crop. If the purchaser does not accept the goods on these terms, they are at once to be returned," and all money paid will be promptly refunded.

SIGN YOUR NAME—Name and address should be written as plainly as possible and care exercised to have postoffice, county and State in full. If your express office or freight depot has a different name from your postoffice, give that also. This is very important, as we can not send goods if we do not know where to send them.

We pay postage or expressage on all seeds quoted by the packet, ounce, quarter pound and pound; also on pints and quarts of Peas, Beans and Sweet Corn, and on plants and bulbs except where noted otherwise; and upon all goods quoted in our catalogue where it says: Prepaid by mail or express.

NOTICE CAREFULLY THE PRICES—Be sure to know whether we or you are to pay the freight or express and bear in mind that we do not pay express or freight charges on pecks or bushels, nor on any tools or plants, nor on potatoes, grass seeds, field seeds or fertilizers, except where we so state on the pages where the goods are priced.

ARTICHOKES

There are two distinct kinds as offered below. The Large Globe produces undeveloped flower heads which are cooked like Asparagus, being very delicious, and is fast becoming an important crop for the South, to which it is particularly suitable. The Jerusalem produces tubers which are excellent for stocks and quite often used for table, being boiled like potatoes. Also excellent for mixed pickles.

Large Globe—Half an ounce produces 300 plants sufficient for a good sized garden. Six ounces per acre. Pkt. 5c; oz. 25c; lb. \$3.00.

CULTURE—Seed sown in hot beds is transplanted in May. If in the open ground, sow in April in rows 15 inches apart and one inch deep, thinning out to four inches, and transplanting the following spring to rows three feet apart and two feet between the plants. Should be given slight protection in winter with little or manure.

Jerusalem (Tubers) — Besides table

purposes, the principal use is for stock feeding, being especially valuable for hogs, preventing cholera, and are exceedingly nutritious. They produce an enormous crop, and when once planted, come up for years afterwards; hence for a field crop, select some land to be devoted to artichokes exclusively, and they will continue to produce for years. A good yield is 200 to 300 bushels per acre. One quart cut plants 60 to 75 feet, 6 bushels per acre. Plant and cultivate like potatoes. Per qt. 20c, by mail 35c; peck 65c; bushels \$2.00.

ASPARAGUS

CULTURE—Sow in the fall or early spring in shallow drills 15 to 18 inches apart, thin out seedlings to 3 or 4 inches in rows, saving only the strongest, transplant when two years old into permanent beds, the soil of which should have been thoroughly mixed with well rotted manure.

Conover's Colossal—A standard variety of good quality. Pkt. 5c; oz. 10c; 1-4 lb. 25c.

Palmetto—A great yielder, earliest and larger than Conover's Colossal. Pkt. 5c. oz. 10c; 1-4 lb. 25c.

ASPARAGUS ROOTS—We carry a large stock of the above named varieties in stock from 2 to 3 years old. Price \$1.00 per 100.

BUSH, OR SNAP BEANS

CULTURE.—For the earliest crop, plant just as soon as the weather gets warm—in this section about the 20th of March. To have a succession, plant every two weeks throughout the summer. Late snaps make a very satisfactory crop, and should be much more grown. For field culture plant in rows 2 1/2 to 3 feet apart, and about 3 inches between the beans, covering about 2 inches. If to be cultivated by hand in small gardens, the rows may be 2 feet apart. Up to the time of blooming cultivate often, but never when the vines are wet, as the pods and leaves would become discolored. One quart will plant 100 feet of drill; 1 1/2 bushels to an acre.

Early Mohawk—Is a long flat podded variety withstanding a greater degree of frost and cold than any other variety. Pkg. 5c; pt. 15c; qt. 25c; peck \$1.50; bushel \$4.50.

Early Six Weeks—Long flat podded variety, very productive. Pt. 15c; qt. 25c; peck \$1.50; bushel \$4.25.

Improved Valentine—A round podded variety, very productive, stringless, can be picked six weeks from time of planting. Pt. 15c; qt. 25c; peck \$2.00; bushel \$4.75.

Improved Golden Wax (Rust Proof)—A rich golden yellow round podded variety, very prolific. Pt. 20c; qt. 25c; peck \$2.00; bushel \$5.25.

Dwarf German Wax—A great favorite with market gardeners on account of its fine quality of tender yellow waxy pods. Pt. 20c; qt. 30c; peck \$1.75; bushel \$5.00.

Burpee's Stringless Green Pod—A large round podded variety, very brittle



and entirely stringless, considered the best for canning purposes. Pt. 25c; qt. 40c; peck \$2.00; bushel \$5.50.

Dwarf or Bush Lima—A very productive variety; they grow from 15 to 18 inches high and continue bearing until frost. Pt. 20c; qt. 30c; peck \$1.75; bushel \$5.50.

POLE BEANS

CULTURE—Pole Beans are more sensitive to cold and wet than the Snap Beans, and should not be planted before April. Set poles eight feet long firmly in the ground, four feet apart each way, and put five or six beans, eye downward, in each hill.



Small Lima or Siva—This is the standard variety of Pole Lima. Pt. 15c; qt. 25c; peck \$1.75; bushel \$5.75.

Kentucky Wonder—We regard this variety as one of the best and most desirable Pole Beans. Pt. 15c; qt. 25c; peck \$1.50; bushel \$5.00.

Corn Field or Cut Short, Fat Horse or Crease Back—Standard well known varieties of Pole Beans, all useful for "snaps" during the summer and for shell beans during the winter. Every garden should have a few. Packet 10c; 1-2 pt. 15c; pint 25c; quart 45c; peck \$1.50; bushel \$5.00.

GARDEN BEETS

CULTURE—For earliest use, sow in hotbeds and transplant, cutting off the outer leaves when setting out. For early outdoor crop sow as soon as the ground can be worked, the main sowing in March or early April. Beets thrive best in light, loose, fresh, clean, deeply worked soil, that has been well manured for the previous crop. Winter beets and mangels should be sown in April or May, or as late as June, although at this late date there is some risk, and the seed should be carefully soaked before sowing. For field culture, sow in drills 2 to 2 1-2 feet apart, and cover about one inch. Thin out to 4 inches apart. One ounce will sow 50 feet of drill; six to eight pounds one acre. For a small garden, the drills need not be more than fifteen inches apart. Garden beets can be sown in June and July for use during the fall and early winter.


Philadelphia Early Turnip Beet—A handsome, uniform, round turnip beet, very smooth, good size, flesh red, good quality. Oz. 10c; 1-4 lb. 15c; lb. 50c.

Blood Turnip—Very popular everywhere, roots fine, symmetrical in shape, tender and sweet. Oz. 10c; 1-4 lb. 15c; lb. 50c.

Early Eclipse—A choice early variety, shape globular, quality good, color light. Oz. 10c; 1-4 lb. 15c; lb. 50c.

Early Egyptian—The well known early variety, color is dark red, flat shape, excellent quality, Oz. 10c; 1-4 lb. 15c; lb. 50c.

Long Smooth Red—A good cropper, shape long, Oz. 10c; 1-4 lb. 15c; lb. 50c.



Swiss or Chard—Sometimes called Spinach Beet, only valuable for the tops, which make delicious greens; the tops should be cut occasionally to let tender sprouts come from the roots, in this way they last from spring until frost comes in the fall. Oz. 10c; 1-4 lb. 15c; lb. 50c.

CABBAGE

One ounce makes 1,500 good plants; 6 ounces sown will set an acre. For early use sow in frames in December, January, or February. For summer and early fall, sow out of doors in March. For late use sow in April, May, or June, according to the period of maturity. An acre of cabbage usually sells from \$150 to \$200.

FEW RULES FOR PLANTING AND GROWING CABBAGE SUCCESSFULLY.

Don't have the soil in the seed bed as rich as the field to which the cabbage is transplanted, or the plants will be starved after transplantation.

Don't seed too thickly or force the growth too rapidly, or the plants will grow too tall, slim, and slender, and the growth be more seriously checked by adverse conditions.

Root deeply to resist drouth. When setting out, plant up to the first leaf stems. Supply plenty of moisture and manure or our High Grade Vegetable Fertilizer.

Don't sow the seed for a whole crop at one time, for plants of different age are differently affected by adverse circumstances, and by division a planter will have a better chance to profit, at least from a part of the crop.

Give high fertilization, work frequently and deeply.

INSECT REMEDIES—For flea beetles in seed bed dust the plants with tobacco dust or *Slur Shot*. For cabbage worms dust with *Slug Shot*, or *Paris Green* diluted with flour or land plaster 1 to 60. For terrapin or harlequin bugs hand-pick them. Where troublesome each year, sow Spring Kale or Mustard as "catch crops" in between every tenth row, then destroy plants and bugs with coal oil.


CHALLENGE EARLY DRUMHEAD

This is the best of all the early Drumhead Cabbages for the South, just the right sort to plant if you want an early crop of Cabbages. It is a good grower and is especially valuable for the lighter soils of the South where many of the pointed cabbages fail to make good heads. It is not only hardy to resist winter cold, but it is unexcelled to stand burning sun without scalding or blistering. Pkt. 5c; oz. 20c; 1-4 lb. 50c; lb. \$1.50; postpaid.



CHALLENGE LATE FLAT DUTCH.

The best of our late Flat Dutch varieties. For July, August and September planting, to mature in winter and spring, it has no superior, as it resists frosts and freezes to a remarkable degree. It is particularly valuable for spring planting as it appears to stand heat as well as cold. Pkt, 5c; oz. 15c; 1-4 lb. 50c; 1 lb. \$1.50; postpaid.





One of many that we receive from satisfied customers:

Converse, La., Jan. 12, 1911.

Tusten Seed & Produce Co.,
Shreveport, La.

Dear Sirs—Please send me your seed catalogue.

I can not afford to use any other seed if I can help it. I will do all I can to introduce them, as I know they are the best in the market. Yours truly,

REV. J. D. WILSON.

CHALLENGE LATE DRUMHEAD.

Very similar to our Improved Early Drumhead except that it is some three weeks later and nearly double the size. For those wanting a very large late cabbage there is none better among the Drumheads. It is two or three weeks later, and on rich soil in favorable seasons it will often attain a weight of 25 or 30 pounds. Packet 5c; oz. 15c; 1-4 lb. 50c; lb. \$1.50; postpaid.

Challenge Allhead Early—This is the earliest of all the large heading summer varieties, and can not be too highly recommended for private growing or for the market gardener.

This variety is equally as popular as the Early Drumhead. In fact, the only distinction between them is the form of the head, which, although equally as solid and as large in size, is almost flat. It is a sure header and very extensively planted, Oz. 15c; 1-4 lb. 50c; lb. \$1.50.

CHALLENGE

WAKEFIELD.

This famous variety has all the fine qualities of the Early Jersey Wakefield; it produces heads of a much larger size. It has become a leading market variety in all sections of our country where the cabbage is grown extensively for market. Oz. 15c; 1-4 lb. 50c; lb. \$1.50.



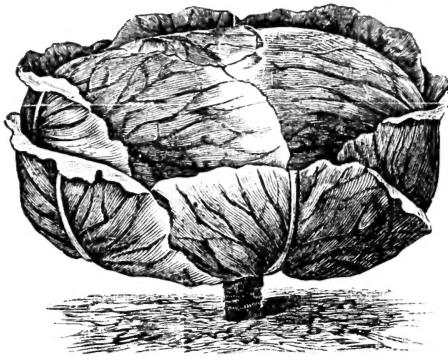
CHALLENGE EARLY YORK.

Challenge Early York—The earliest of standard pointed varieties. Oz. 15c; 1-4 lb. 45c; lb. \$1.50.

Challenge Sure Head—Our Surehead is the finest strictly main crop cabbage on our list. It never fails to make fine large solid heads with few outer leaves. It is a strong vigorous grower, and is very regular in size, shape and color. It is a splendid variety for both spring and summer planting. It resists scalding sun and rains and is a good keeper, staying in good condition long after maturity. Invaluable for both home and market garden, and no Southern garden or truck farm should be without Surehead. Pkt. 5c; 1-2 oz. 15c; oz. 25c; 1-4 lb. 60c; lb. \$2.00; postpaid.

Cabbage seed is our leading specialty. All varieties that we list in this catalogue will do well in this climate.

There is nothing better for use on cabbage than kerosene emulsion.



CHALLENGE EARLY SUMMER.

This is a very valuable variety not only for the market gardener, but also the private grower, as its heading season is between Jersey Wakefield and Early Drumhead, producing heads of double the size of the former and almost equal to the latter, frequently weighing from 12 to 20 pounds each; of round-flattened form, very compact, solid, and of excellent quality, leaves turn into the heads almost as soon as formed which permits of close planting, about 900 plants to the acre. Per oz. 15c; 1-4 lb. 50c; lb. \$1.50

CARROT

Every garden should have a plentiful supply of Carrots. They are useful for soups, boiling, and splendid for pickles, and if any are left over, make the best food for horses, live stock, and hogs.

One ounce sows 100 feet of drill; 3 lbs. to the acre. Ready for the table in 40 to 70 days from germination. Sow from March till June.

CULTURE—Carrots do best on a light, well manured, deeply worked soil. Sow in drills twelve inches apart and half an inch deep, and afterwards thin out to three to six inches apart. To keep for winter, pack the roots in moderately dry earth or sand in the cellar, or they can be pitted out of doors.

Half Long—Is the best for general use. Pa. 5c; oz. 10c; 4 oz. 25c; lb. 75c.

Long Orange—Is quite a favorite for late planting. Pa. 5c; oz. 10c; 1-4 lb. 25c; lb. 75c.



CAULIFLOWER

One-quarter ounce produces about 500 plants; 3 ounces make enough to set out an acre. Mature heads in 90 to 100 days from planting.



CULTURE—For early forcing, sow in December or January, or for spring planting in January or February in gentle hot beds or cold frames. For field culture sow and give the same treatment as for early or late cabbage. They require plenty of manure, moisture and good culture. After they begin to head, fasten the leaves together over the top to protect from the sun and keep white.

Early Snow Ball—This variety gives more plants to the ounce and more heads to the plants than any other. Oz. 75c; 2 oz. \$1.25; 1-4 lb. \$2.25.

Extra Early Dwarf Erfurt—A standard and excellent variety. It forms good, solid, pure white heads of fine quality. Pkt. 15c; 1-4 oz. 50c; oz. \$1.75; 1-4 lb. \$6.00.

CELERY

One ounce sows about 100 feet and produces about 8,000 good plants; 4 ounces to set one acre. Matures in 120 to 150 days, according to season and location.

CULTURE—For early transplanting sow seed in May or June; for later crops, in July and August and even later further south. Plants should stand in seed beds until 6 inches high. Celery ground should be rich and moist with deep soil. Plant in rows 3 feet apart, and 6 to 8 inches apart in the row. In our section keep the earth well drawn up as the plants grow to blanch them properly. In the lower parts of the south blanching by boards is necessary, as drawing up the earth causes "rusted" celery, which is unsaleable. Celery is a heavy feeder and you can not expect satisfactory celery unless you use plenty of manure or commercial fertilizer. Seed beds should be partly shaded. Matures in from 120 to 150 days, according to seasons and location.

Golden Self Blanching—Valuable early variety; compact, stocky, thick, solid, brittle. The large, hard stalks and inner leaves are beautiful golden-yellow. Rich flavor. 1-2 oz. 20c; oz. 35c; 1-4 lb. \$1.00; lb. \$3.50.

Giant Pascal—This choice celery is of a sweet nutty flavor. Stalks thick, solid, stringless, almost as brittle as glass. Blanches with slight earthing. Very satisfactory for all purposes. 1-2 oz. 10c; oz. 20c; 1-4 lb. 50c; lb. \$1.50.

CUCUMBER

CULTURE—Cucumbers are very tender and should not be planted until danger of frost is past and ground becomes a little warm. If planted earlier than this they should be protected. Plant in hills 4 feet apart each way, 8 to 10 seeds in a hill. When rough leaves have formed thin out to 4 plants in each hill. One ounce of seed plants 80 hills; 1 1-4 lbs. per acre.

INSECT REMEDIES—For spotted and striped beetles the remedy is tobacco dust sprinkled liberally on the vines and hills while the dew is on. For the cucumber borer, which bores into the cucumbers, hand picking and destroying infested cucumbers is the only remedy.



Early Frame—Is an excellent early variety. Pa. 5c; oz. 10c; 1-4 lb. 40c; lb. 70c.

Early White Spine—Is a very popular early variety. Pkt. 5c; oz. 15c; 1-4 lb. 40c; lb. 70c.

Tusten's Evergreen—Is the best variety for market; it is strictly an evergreen, retaining its color till fully ripe. Pa. 5c; oz. 15c; 1-4 lb. 40c; lb. 70c.

Long Green—A general favorite for last planting. Packet 5c; oz. 15c; 1-4 lb. 40c; lb. 70c.

COLLARDS

CULTURE—Same as cabbage. We have the true Georgia Collard seed, the only variety of any value in this climate. Oz. 10c; 1-4 lb. 25c; lb. 75c.

True Long Georgia—The old time Southern favorite collard. It stands all kinds of hard treatment and neglect with little injury, and is a sure croper in the South. Can be grown on land so poor that cabbage won't head on it, and furnish a plentiful supply of leaves of good quality. Makes quite a head in cool winters. Pkt. 5c; oz. 10c; 1-4 lb. 25c; lb. 75c.

Improved White Georgia—Also called cabbage collard on account of its close bunching growth and light green leaves resembling the cabbage—combining the hardness of the collard with the whiteness and crispness of cabbage. You will never know how good collards can be until you try our Improved White Georgia. Pkt. 10c; oz. 15c; 1-4 lb. 40; lb. \$1.25.

Our reputation has been built up by furnishing seeds of the best quality as to purity and germination, and we shall always endeavor to furnish the best seeds that can be procured, and makes prices as reasonable as possible.

SOME ODDS AND ENDS OF SEEDS

There are some kinds of vegetables not known or not cared for by the great majority of gardeners. We have them, however, odds and ends of the vegetable garden, and list them below.

BROCCOLI.

Very similar to cauliflower, but much easier grown by the inexperienced. Cultivate same as cabbage, giving as rich soil as possible.

Early Market—Largest and earliest variety making pure white heads. Pkt. 10c; ounce 35c.

Early Purple Cape—Heads very light purple color. Pkt. 5c; oz. 25c.

BRUSSELS SPROUTS.

Highly esteemed plant of the cabbage family, valuable for summer and fall planting in the south. Hardy in most parts of the south in winter. Plants grow two feet high and a very small head forms at each leaf joint on the stock. Flavor very fine. Pkt. 5c; oz. 20c; 1-4 lb. 50c.

CELERIAC, OR TURNIP-ROOTED CELERY.

Sow seed the same way as for celery. Transplant into rows two feet apart and nine inches in the row. Thorough cultivation is necessary to secure good roots. Earthing up is not necessary. The roots may be cooked or used as salad.

Giant Smooth Prague—A large and smooth variety. Desirable for market, an excellent keeper. Pkt. 5c; oz. 10c; 1-4 lb. 35c; lb. \$1.25.

CHERVIL.

An aromatic plant, used for seasoning; can also be cut up with lettuce when served as salad. Is sown in drills or broadcast in February for summer use. Pkt. 5c; oz. 15c; 1-4 lb. 40c; lb. \$1.00.

ENDIVE.

Fine salad plant used like lettuce.

Early Green Curled—Leaves are dark green, broad and curly, tender and crisp in quality. Packet 5c; oz. 15c; 1-4 lb. 40c.

CORN SALAD OR FETTICUS.

A vegetable used as a salad. Sow in September, cover with straw or hay as soon as cold weather sets in. Can be grown in cold frames covered with straw mats or shutters.

Large Leaved—Oz. 5c; 1-4 lb. 15s; lb. 50c.

WATER AND UPLAND CRESS.

Sow upland cress in shallow drills. Make succession plantings, as it runs to seed quickly.

Upland Cress—Thrives in any good garden soil. Pkt. 5c; oz. 10c; 1-4 lb. 25c.

Water Cress—Deliciously flavored, grows best in shallow running water. Pkt. 10c; 1-2 oz. 25c; oz. 40c.

DANDELION.


Sow seed in any good garden soil in February and March in drills, thinning out afterwards to 6 inches apart.

Improved Large Leaved—Packet 10c; 1-2 oz. 30c; oz. 50c.

CANTALOUPE

The growing of Cantaloupes, especially the netted varieties, should receive special attention, because when properly grown are a very profitable crop. Absolutely pure seed is necessary. Like begets like. Buy your seed only from reliable seed houses. Two pounds of seed is ample to plant an acre. The soil should be a deep sandy loam and must be well drained. The fertilizers we recommend are stable manure mixed with ashes. Plant in hills six feet apart each way.

INSECT REMEDIES—The yellowish green and spotted melon bug is the principal enemy to the melons, not only eating the leaves of the vines, but also eating holes in the melons. The liberal use of tobacco dust in and upon the hills and vines is one of the best remedies for this and other insects that prey upon the melons and vines.



Early Nutmeg—A standard variety; flesh green and of fine flavor. Price Pa. 5c; oz. 10c; 1-4 lb. 30c; lb. 75c.

Rocky Ford—A popular variety for early market. Pa. 5c; oz. 10c; 1-4 lb. 30c; lb. 75c.

Early Hackensack—A large deeply netted melon of excellent flavor. Pkt. 5c; oz. 10c; 1-4 lb. 30c; lb. 75c.

Extra Early Hanover—The earliest of all. Pkt. 5c; oz. 10c; 1-4 lb. 30c; lb. 75c.

New Orleans Market—An excellent melon for market gardeners. Pkt. 5c; oz. 30c; 1-4 lb. 30c; lb. \$1.00.

EGG PLANT

No seed is more difficult to germinate than the Egg Plant. It always requires the strongest heat. Sow in hot bed, keep well watered until the plants appear; when large enough transplant in rows 20 inches apart. Egg Plants succeed best on a rich, loose, loam soil which should be carefully spaded or plowed up early in the spring.



New York Improved—Very large and smooth, fine color. Pkt. 5c; oz. 25c; 1-4 lb. \$1.00.

Black Beauty—A splendid new early variety, some ten days earlier than the New York Improved. The "eggs" are large and broad, of attractive form and fine flavor. Color is rich, lustrous purplish black, uniform over the whole fruit. Free from thorns or spines, A heavy bearer and a most attractive market variety. Pkt. 10c; 1-4 oz. 20c; oz. 35c; 1-4 lb. \$1.25; lb. \$4.50.

KOHL RABI

Also known as Turnip Rooted Cabbage. Sow in rows 18 to 20 inches apart, thinning out to 8 inches apart in rows when well up. Use when the bulb becomes 2 to 3 inches in diameter.

Large White Goliath—The best variety. Bulbs about the size of an apple when ready for use. Pale whitish green color. Pkt. 5c; oz. 20c; 1-4 lb. 50; lb. \$1.75.

KALE

Or BORECOLE—Very hardy member of the cabbage family, withstanding any southern winter. Sow in drills.

Dwarf German Green—An extra

hardy variety of Kale, very popular with market gardeners. Pkt. 5c; oz. 10c; 1-4 lb. 20c; lb. 60c.

Dwarf Curled Scotch—Pkt. 5c; oz. 10c; 1-4 lb. 20c; lb. 60c.

LEEK

Culture of Leek is about the same as for onions. Sow either in late fall or early spring. Sow in beds or drills, and when 6 inches high transplant in rows, setting as deep as possible without covering center leaves.

Giant Musselberg—Our best variety and very popular. Hardy through winter in our section. Pkt. 5c; oz. 15c; 1-4 lb. 40c; lb. \$1.25.

LETTUCE

From early spring to early summer sow in drills every two weeks; when up thin to six inches apart. To form good heads they must have rich soil. Sow early quite thick in light dry soil well fertilized.

Boston Market—A very early variety. Pkt. 5c; oz. 15c; 1-4 lb. 30c; lb. 75c.

Early Curled Simpson—A very early curled variety but does not produce solid heads. Pkt. 5c; oz. 10c; 1-4 lb. 30c; lb. 75c.

Large Salamander—A valuable variety for summer and fall planting. Pkt. 5c; oz. 10c; 1-4 lb. 30c; lb. 75c.

Passion Lettuce—Most valuable for early market gardeners, can not be too highly recommended for either market or private gardening. Oz. 10c; 1-4 lb. 30c; lb. 75c.

May King—A very early variety, large white heads, crisp and of excellent flavor, without doubt the best variety for spring planting. Oz. 20c; 1-4 lb. 50c; lb. \$1.00.



Early Cabbage—Is a very popular variety. Oz. 10c; 1-4 lb. 30c; lb. 75c.

Tennis Ball—This is a celebrated train of Boston Market. Pa. 5c; oz. 15c; 1-4 lb. 30c; lb. 75c.

WATERMELONS

Care should be used in the selection of seed. The soil should be light and deep and well drained. Fertilize with stable manure mixed with ashes.

Kleckley Sweet—One of the best varieties for this section. Pkt. 5c; oz. 10c; 1-4 lb. 30c; lb. 75c.


Georgia Rattlesnake—An old standby for the Southern States. Pa. 5c; oz. 10c; 1-4 lb. 30c; lb. 75c.

Premium Triumph—One of the largest varieties. Pa. 5c; oz. 10c; 1-4 lb. 30c; lb. 75c.

Kolb Gem—Is considered the best for shipping but not for the table, as many other varieties surpass it. Pa. 5c; oz. 10c; 1-4 lb. 30c; lb. 75c.

Arkansas Traveler—An excellent variety for home use. Pa. 5c; oz. 10c; 1-4 lb. 30c; lb. \$1.00.

Jordan's Gray Monarch—Is one of the largest and sweetest varieties known. Pa. 5c; oz. 10c; 1-4 lb. 30c; lb. 75c.



Tom Watson—A famous big, sweet watermelon, dark green in color. Melons are long, average large size, splendid shippers, and one of the best table quality melons on the market. It is rapidly superseding other sorts for Southern growing, and is highly recommended for nearby markets or family gardens. Pkt. 5c; oz. 10c; 1-4 lb. 35c; lb. \$1.00.

Alabama Sweet—The best market melon, very early. Pt. 5c; oz. 10c; 1-4 lb. 30c; lb. 75c.

Florida Favorite—Very early variety. Pkt. 5c; oz. 10c; 1-4 lb. 30c; lb. 75c.

MUSTARD

Southern Giant Curled—A beautiful curled variety. Oz. 10c; 1-4 lb. 25c; lb. 50c.

Bloomsdale—A large broad leaved variety. Oz. 10c; 1-4 lb. 35c; lb. \$1.25.

OKRA

Sow the seeds very late in the spring in rich soil. The earth must be warm or the seed will not germinate.


White Velvet—A round pod variety. We regard it as one of the best. Oz. 10c; 1-4 lb. 20c; lb. 40c.

Dwarf—A very early large pod variety. Oz. 10c; 1-4 lb. 20c; lb. 40c.



ONIONS

Onions should be planted in loose soil well fertilized with rich well rotted manure. Cover the seed lightly. Sow in drills three pounds to the acre. Cultivate very shallow to force the onions to grow on top of the ground.



Prize Taker—A very large yellow globe onion. Pa. 5c; oz. 20c; 1-4 lb 75c; lb. \$2.50.

Australian Brown—Is the best for this climate, elegant flavor, good keeper. Pa. 5c; oz. 20c; 1-4 lb. 60c; lb. \$2.00.

Large Red Weatherfield—A large flat onion, yields enormous crops, a good keeper. Pa. 5c; oz. 20c; 1-4 lb. 75c; lb. \$2.50.

White Silver Skin—A abundant cropper, very delicate flavor, highly prized by housewives. Pa. 5c; oz. 20c; 1-4 lb. 75c; lb. \$2.50.

Creole—Is one of the best varieties and one of the best keepers. Pa. 5c; oz. 20c; 1-4 lb. 60c; lb. \$2.00.

Denvers Yellow Globe—A fine early variety, large size. Pa. 5c; oz. 20c; 1-4 lb. 75c; lb. \$2.50.

Red Globe—One of the best varieties of red onion. Pa. 5c; oz. 20c; 1-4 lb. 75c; lb. \$2.50.

PEAS

Select light, dry soil that has been well manured the previous year. If you wish to have peas before your neighbors, sow our Extra Early.

McLean's Little Gem (wrinkled)—A dwarf variety, early, very productive. Pkt. 5c; pt. 15c; qt. 25c; gal. \$1.00; peck \$2.00.

Alaska—An early blue variety, very popular for shipping. Pt. 15c; qt. 25c; gal. \$1.00; peck \$2.00; bushel \$6.50.

Shropshire Hero (wrinkled)—This is a famous variety of English Pea which was awarded a first class certificate by the Royal Horticultural Society of England. Pt. 15c; qt. 25c; gal. \$1.00; peck \$2.00; bushel \$7.00.

Champion of England (wrinkled)—A Pole Pea famous for its exquisite flavor. Pt. 15c; qt. 25c; gal. \$1.10; peck \$2.00; bushel \$6.50.

Black Eye Marrowfat Pole—This variety is very popular in all parts of the country for its productiveness. Pt. 15c; qt. 25c; gal. 75c; peck \$1.10; bu. \$4.00.

Large White Marrowfat Pole—Similar to the Black Eye Marrowfat. Pt. 15c; qt. 25c; gal. 50c; peck \$1.20; bushel \$4.00.

Eugenia Pole (wrinkled)—It is two weeks earlier than the Champion of England and very productive. Pt. 15c; qt. 25c; gal. \$1.25; pk. \$2.00; bu. \$7.00.




First Best—A choice variety of early pea, very productive. Pt. 15c; qt. 25c; gal. 75c; peck \$1.25; bushel \$4.50.

Extra Early—An early variety, very hardy, will continue bearing longer than any other early pea. Pt. 15c; qt. 25c; gal. 75c; peck \$1.40; bu. \$5.00.

PARSLEY

Sow in rows early in the spring in good rich soil. The seeds are very slow to vegetate, often requiring four to six weeks to germinate.



Moss Curled—One of the best curled varieties. Pa. 5c; oz. 10c; 1-4 lb. 30c; lb. \$1.00.

Plain or Single—This is the hardiest variety, it has a very strong flavor. Pa. 5c; oz. 10c; 1-4 lb. 30c; lb. \$1.00.

PARSNIP

Hollow Crown—One of the best for this climate. Pkt. 5c; oz. 10c; 1-4 lb. 30; lb. \$1.00.

PEPPER

Sow early in the spring in hot bed in shallow drills; transplant when about 6 inches high. The peppers delight in a deep, rich soil. It should be well cultivated.



Large Sweet Bell—A very large pepper with fine flavor. Pa. 5c; oz. 25c; 1-4 lb. 50c; lb. \$1.50.

Chinese Giant—This is the largest pepper known; color brilliant scarlet, mild flavor. Pa. 5c; oz. 25c; 1-4 lb. \$1.00; lb. \$3.25.

Ruby King—Large and handsome pepper. Pa. 5c; oz. 25c; 1-4 lb. 50c; lb. \$1.75.

Long Red Cayenne—A long red variety, very hot. Oz. 25c; 1-4 lb. 50c; lb. \$1.50.


Red Cherry—Oz. 25c; 1-4 lb. 75c; lb. \$2.50.

Don't be afraid to send us orders for 25c to 50c. They are just what we want, for next year you will order \$2.00 to \$3.00 worth. We want your trade, and will strive to please you when you favor us with it.


PUMPKIN

Large Cheese—The best variety for this climate. Oz. 5c; 1-4 lb. 15c; lb. 25c.

Striped Cashaw—Very prolific. Oz. 10c; 1-4 lb. 30c; lb. 50c.



RADISH



Early Scarlet White Tipped Turnip Radish—A very beautiful early variety. Oz. 10c; 1-4 lb. 20c; lb. 50c.

Chartier—A distinct variety of half long radish with white tip. Oz. 10c; 1-4 lb. 20c; lb. 50c.

Celestial—A long white variety, grows very large. Oz. 10c; 1-4 lb. 20c; lb. 50c.

White Turnip Radish—Oz. 10c; 1-4 lb. 20c; lb. 60c.

French Breakfast—A very popular variety of olive shaded radish. Oz. 10c; 1-4 lb. 20c; lb. 50c.

Chinese Rose Winter—This is a very popular variety with our market gardeners. Oz. 10c; 1-4 lb. 20c; lb. 50c.

Black Spanish—A hardy winter variety. Oz. 10c; 1-4 lb. 20c; lb. 50c.

—*Early Scarlet Turnip*—Earliest variety in the world. Oz. 10c, 1-4 lb. 20c, lb. 50c.

Early Long Scarlet—This beautiful variety was introduced from France and is the earliest variety of the long scarlet class. Oz. 10c; 1-4 lb. 20c; lb. 60c.

SALSIFY

The long tapering root of salify resembles a small parsnip, and when cooked is a very good substitute for oysters, having a very similar flavor. Package 5c; oz. 20c; 1-4 lb. 30c; lb. \$1.00.

SPINACH

Sow early in very rich ground in drills one foot apart.



Savoy Leaved—A very early best variety for home gardens. Oz. 5c; 1-4 lb. 15c; lb. 25c.

Broad Leaved Flanders—One of the most vigorous and strong growing varieties. Oz. 5c; 1-4 lb. 15c; lb. 25c.

Long Standing—A very hardy variety. Oz. 5c; 1-4 lb. 15c; lb. 25c.


SQUASH

Early White Bush—One of the best for this climate. Pa. 5c; oz. 10c; 1-4 lb. 25c; lb. 50c.

Early Crookneck—Pa. 5c; oz. 10c; 1-4 lb. 30c; lb. 75c.



TOMATO



Dwarf Stone—Largest of all dwarf growing self-supporting tomatoes. Very prolific, fruits being produced in clusters of three to five. Bright scarlet color, smooth, firm and solid. Fine flavor. Pkt. 10c; 1-2 oz. 20c; oz. 30c; 1-4 lb. 75c; lb. \$2.00.

Livingston's Beauty—A large smooth tomato, red in color with a purple shade. Pa. 5c; oz. 20c; 1-4 lb. 60c; lb. \$2.00.

Acme—One of the best for market or home garden. Pa. 5c; oz. 20c; 1-4 lb. 60c; lb. \$2.00.

Perfection—An early tomato and very productive. Pa. 5c; oz. 20c; 1-4 lb. 60c; lb. \$2.00.

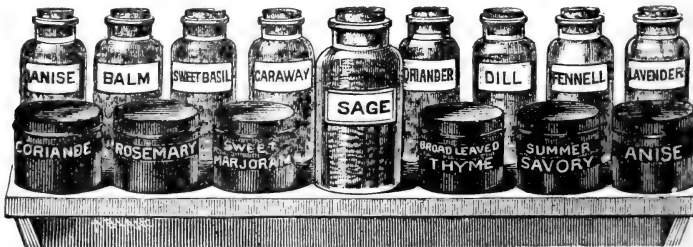
Ponderosa—A monster in size but rough and irregular in form. Oz. 35c; 1-4 lb. \$1.00; lb. \$3.50.

Early Jewel—Is the earliest tomato known, gardeners should plant no other for early crop. Pa. 5c; oz. 35c; 1-4 lb. \$1.00; lb. \$3.50.

Spark's Earliana—The most famous of the extreme earlies. Plants are of open growth, letting sunlight in to the fruits. Fruits form in clusters of 5 to 8, medium size and of deep scarlet color. This tomato is being sold under a dozen different names. We have the genuine. Pkt. 10c; 1-2 oz. 15c; oz. 25c; 1-4 lb. 75c; lb. \$2.50.

HERBS

Soil for herbs should be light, rich and finely pulverized. Always sow in shallow drills and cover lightly.




Coriander, Dill, Sweet Fennel, Caraway, Hysop, Marjoram, Marigold, Sage, Summer Savory, Thyme. Package 5c; oz. 25c.

TURNIP

The cultivation of the Turnip is greatly on the increase. It is very easy to cultivate, but requires a deep rich soil. Sow Purple Top, Strap Leaf and Early Flat Dutch for early crop. For general crop sow Tusten Seed & Produce Co's Red Top Globe. Prices named are postpaid. Sow 2 lbs. broadcast to the acre.

Large White Globe—A vigorous grower; the tops or leaves are inclined to make a strong growth. Oz. 5c; 1-4 lb. 10c; lb. 40c.

Early White Flat Dutch—This is the earliest variety of turnip. Oz. 5c; 1-4 lb. 10c; lb. 40c.



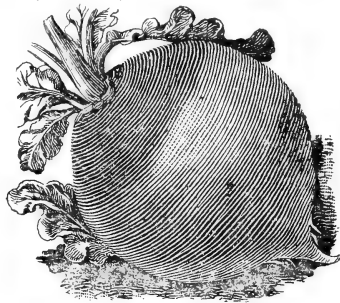
Purple Top Flat Strap Leaf—A very earliest variety of the easiest culture. Oz. 5c; 1-4 lb. 10c; lb. 40c.

Golden Ball—This is the best of the yellow varieties for fall crop for table use. Oz. 5c; 1-4 lb. 10c; lb. 40c.

Long White Cowhorn—Oz. 5c; 1-4 lb. 10c; lb. 40c.

Southern Prize—This variety is valuable for greens; it also produces large turnips. Oz. 10c; 1-4 lb. 20c; lb. 60c.

Seven Top—Used only for greens. Is a valuable variety for fall planting. Oz. 5c; 1-4 lb. 10c; lb. 40c.



Large Amber, or Yellow Globe—Produces fine shaped roots, large and solid; keeps well. Lb. 40c postpaid; pkt. 5c; 1-2 lb. 10c.

Our Red Top Globe—This is one of the most valuable and most saleable varieties grown. Oz. 5c; 1-4 lb. 10c; lb. 40c.

Improved Purple Top Rutabaga—This variety has gained a great reputation throughout the entire country. Oz. 5c; 1-4 lb. 10c; lb. 40c.

TOBACCO SEED

Our Tobacco Seed is grown for us by the largest and most careful growers of Virginia. None better at any price. One ounce sows a seed bed 50 feet square.


Sweet Oronoko—Finest variety in lower and central South for chewing. If you like to chew natural leaf, grow Oronoko and sun-cure it. Packet 10c; ounce 25c.

Hester—A fine and very superior yellow variety largely grown for home use as a smoking tobacco. Packet 10c; oz. 25c; 1-4 lb. 75c.

BROOM CORN

Broom Corn is a very profitable crop and can be grown in Louisiana. The price ranges from \$80.00 to \$100.00 per ton. It is comparatively easily cultivated, will grow on any land that is suitable for corn. It usually produces a ton to three or four acres of land. The seed is useful for feeding stock, being very nutritious. Sow the seed in drills 3 feet apart, about 5 lbs. to the acre, thin the plants out to 3 inches apart, cultivate same as corn. Should be cut when the seed is in the milk. If allowed to ripen it changes from a bright green color to a reddish tinge and will not bring as good prices. For marketing the brush should not exceed 16 inches in length, and be packed in bales for shipment.

Improved Evergreen—An excellent variety of good length; has fine, straight straws and of greenish appearance after being cut. This variety commands the highest market price. Pkt. 10c, postpaid; lb. 10c; 5 lbs. 45c; bushel (49 lbs.) \$2.00.



Another year has rolled around and crops are harvested. Those who planted Tusten's Challenge Brand Seed Corn are not worrying over the prospect of having corn, it's right there in the crib. We are in a better position this year to furnish you the best selected and graded seed corn, and we know that you will never regret it if you try it.

WHITE CORN

Our Challenge Brand of St. Charles White Corn is what you need for a general crop. Medium ear, well filled, with very long well developed kernels, and is a variety which is attacked least by the weevils. Matures in 110 days. Price per bushel \$1.25; 1-2 bushel 65c; peck 40c; quart 25c; pint 15c; packet 10c.

Iowa Silver Mine, Challenge Brand, is an all-round good corn for general crop, preferred by some farmers to any other variety. Matures in 110 days. Bushel \$1.25; 1-2 bu. 65c; pk. 40c; qt. 25c; pt. 15c; packet 10c.

Champion White Pearl, Challenge Brand, is the corn you should plant for early feed and roasting ears; will yield from 25 to 40 bushels to the acre, and matures in 90 days. Bushel \$1.25; 1-2 bu. 65c; pk. 40c; qt. 25c; pt. 15c; packet 10c.

Champion, Challenge Brand, this is the variety to plant for roasting ears. You can pick roasting ears from this variety as soon as you can from Adams Early; will yield 20 to 50 bushels per acre. Matures in 70 days. Bu. \$1.35; 1-2 bu. 70c; pk. 40c; qt. 25c; pint 15c.

Adams Early, Challenge Brand, a white early variety, an old standby, in great favor with market gardeners. Matures in 60 days. Bushel \$2.00; 1-2 bushel \$1.10; peck 60c; quart 25c; pint 15c.

Adams Extra Early, Challenge Brand, the earliest variety, matures in 50 days if planted in rich soil; will make fairly good sized ears, of no value for light soil. Bushel \$3.00; 1-2 bushel \$1.60; peck \$1.00; quart 25c; pint 15c.

YELLOW CORN

St. Charles Yellow, Challenge Brand, is the best yellow variety you can get for this climate, is a sure cropper, and heavy yielder. Ears and kernels about the same as St. Charles White. Matures in 110 days. Bushel \$1.25; 1-2 bu. 75c; pk. 40c; qt. 25c; pint 15c.

Iowa Gold Mine, Challenge Brand, a great favorite for a general crop, matures in 110 days. Bu. \$1.25; 1-2 bu. 75c; pk. 40c; quart 25c; pint 15c.

Early Leaming, Challenge Brand, a very early yellow variety, matures in 80 days, yields from 20 to 35 bushels to the acre. Bushel \$1.25; 1-2 bushel 75c; peck 40c; quart 25c; pint 15c; packet 10c.

Pride of the North, Challenge Brand, the earliest yellow variety, possessing good sized ears, yields from 25 to 40 bushels, matures in 60 days.

SUGAR CORN

Country Gentleman, without doubt the most luscious of all varieties. The plump, pearly-white kernels are of great depth, most delicious, and the flavor will delight an epicure. Size of ear attractive, has small cob, and retains its tenderness a long time. Quart 20c; 4 quarts 55c; peck 95c; bushel \$3.50.

Stowell's Evergreen—A favorite with market gardeners for late use and especially for the kitchen garden. Ears large, kernels very deep, tender and of most delicious sweetness; very productive. Pkt. 5c; qt. 20c; 1-2 pk. 55c; pk. 95c; bu. \$3.50.

N. B.—The above prices are for our Challenge Brand, all selected seed, hand shelled; we carry a large stock of the above varieties of corn for seed, machine shelled for planting general crops, raised by our growers the same as our Challenge Brand, on which we can make a very low price in quantities. Do not buy your seed corn until you write us and get prices.



Manufactured from stock yards manure, highly concentrated through patented process. One 125-lb. sack is equal to one ton of the highest unleached manure—being properly balanced for different crops. No filler used; all plant food. No strong chemicals to burn and wear out your land. These are actual soil builders and root feeders. Put up by scientists and agronomists who have made a study of the requirements of the various crops.

Special booklet pertaining to scientific fertilization of all crops free, postpaid, upon request.


	ANALYSIS			PURPOSE
	Am- monia	Phos. acid	Pot- ash	
Kaw Special Fertilizer.....	2.0	4.0	5.0	Berries, fruit\$26.40
Kaw Trucker.....	3.0	6.0	4.0	Truck 29.40
Kaw Grain Grower.....	2.0	10.0	2.0	Corn, small grain... 28.20
Kaw Potato Grower.....	1.25	6.0	7.0	Tubers, all root crops 29.40
Kaw Sheep Guano.....	2.0	1.5	1.0	Lawn and greenhouse 19.80
Kaw Pure Raw Bone Meal.....	4.0	22.0	0.0	General 37.80
Kaw Pure Raw Bone Meal and Manure Potash.....	2.0	13.0	3.0	Orchards, grain 30.60
Grass Grower.....	4.75	2.5	2.5	Lawns, pastures 28.80
Kaw Hog Tankage, pure protein 60 per cent.....				\$48.00

IRISH POTATOES

CULTURE—To secure best results in growing potatoes it is necessary to plant as early as the ground can be made ready. Use a rich soil and plant in rows 3 feet apart and the sets one foot apart in the rows. A complete Potato fertilizer sown into the rows will aid in harvesting the crop at an earlier date, and usually shows an increased yield. Some growers who wish to harvest a very early crop sprout the potatoes before planting, by cutting the potatoes into pieces of desirable size and placing them in a warm light room for three or four weeks before planting in the open ground. If weather is favorable the shoots will start out strong and vigorous and as soon as the plants have sent out roots they grow more rapidly than freshly cut potatoe. Most growers use from 8 to 9 bushels of potatoes to the acre when planting in 3 foot rows.

On account of market fluctuations we are unable to name exact prices. Will be pleased to have you write during month of January or later, will then quote price for prompt or future shipment.

INSECT DESTROYERS



HAMMOND'S SLUG SHOT—Destroys all insects injurious to Potatoes, Cabbage, Squash, Melons, Cucumbers, Beets, etc., also lice on rose bushes and other flowering plants. This preparation, though death to insects, does not injure the plants; in fact, it is a fertilizer to them. Thoroughly dust the powder over the infected plants. Price, 5 lbs. 35c; 10 lbs. 65c.

DUSTERS—For applying "Slug Shot," two sizes. One-half gallon 35c; gallon 45c.

THE COMPLETE GARDEN BELOLWS—You can get under and over the leaves with it; very successful. Price \$1.50.

TOBACCO DUST—Good for killing garden pests on flowering or vegetable plants; finest quality 100 per lb; \$5.00 per 100 lbs.

MISCELLANEOUS AND FARM SEEDS

A WORD ABOUT YOUR FORAGE CROPS.

The forage, hay and grain question is always with us and it is the lack of a sufficient quantity of them that makes us contribute millions upon millions of our cotton money every year to Northern and Western States for what we can grow as well and cheaper here at home.

WHITE KAFFIR CORN.

Rapidly becoming a favorite in the South for its drought resisting qualities. Plant stock and erect with wide foliage which makes the finest kind of forage. Two to four heads of grain produced by each stalk. If cut just before heading, shoots spring from the roots, producing a second crop of forage and a grain crop. Plant in 3-foot rows and cultivate same as corn. Plant 8 pounds of seed per acre, sowing it in the rows like other sorghums. Packet 10c; lb. 25c; 5 lbs. \$1.00, postpaid. By express or freight, not prepaid, 6c per lb.

EARLY AMBER SORGHUM.

The earliest and favorite Southern variety for forage crops, either grown alone or broadcasted with peas. Plant in drills 8 pounds per acre or 1-2 bushel (24 lbs) if broadcasted alone. If with peas use one bushel of peas and one peck (12 lbs.) of sorghum. It pays to fertilize this crop heavily. Pound. 20c; 4 lbs. 75c, postpaid. Peck (12 lbs.), not prepaid, 50c; bushel, about \$1.75. Write for market prices when ready to buy. Bushel prices change frequently.

EARLY ORANGE SORGHUM.

Larger and 10 days later than Amber and more largely grown for the syrup, which is of fine quality and clear golden yellow color. Desirable for either syrup or forage. Pound 20c; 4 lbs. 75c, postpaid. Peck 50c, bushel, about \$1.75, not prepaid. Write for market prices when ready to buy in quantity.

MILO MAIZE.

Immense producer of fine quality forage. Grows 8 to 12 feet high, stooling heavily. Can be cut 3 or 4 times during season and at any stage of growth. Large seed heads, furnishing large grain crops almost equal to corn in feeding value. Plant in 4-foot rows, 8 pounds seed per acre. Pound 25c, postpaid; 4 lbs. 90c; 10-lb. lots or over, not prepaid, 8c per lb.

PEARL OR CAT-TAIL MILLET.

Best known and most valuable of all green forage plants for the South. Sold recently under the name of "Pencilaria" and sold at enormous prices. Continues to grow and produce green forage all through the season. It has a record of producing 95 tons of green forage from one acre in 135 days. Valuable for green

feed only, as it makes poor dry fodder. Sow April to June in rows 4 feet apart, using 10 pounds of seed per acre. Cultivates same as for corn. Pound 25c; 4 lbs. 90c, postpaid. 10-lb. lots or over, not prepaid, about 10c per lb.

GERMAN MILLET.

In this we handle none but Tennessee grown seed, the only stock fit to plant in the South. Beware of cheap Western seed offered at low prices. 1 bushel per acre. Lb. 20c; 6 lbs \$1.00 prepaid. Bushel prices on application.

SPANISH PEANUTS.

Earliest, a fine bearer, bushy, erect growth, easily cultivated, the plow doing all the work. Planted in April they mature in August. Can be planted as late as August 1. Heavy yielders of small, very sweet, well-filled out nuts. Pound 25c; 4 lbs. 75c, postpaid. Peck, not prepaid, 50c; bushel, about \$1.25. Write for prices.

JAPANESE BUCKWHEAT.

The best variety and valuable in bloom as a bee food and in grain for poultry. Can be sown in early spring or late summer. Matures in 60 to 70 days. Does well in almost all soils and resists heat and drought. Pound 25c, postpaid. Peck, not prepaid, 60c; bushel \$2.00.

UPLAND RICE.

Best strain. Pound, postpaid, 25c; 5 lbs. \$1.00, postpaid. Not prepaid, peck 75c; bushel \$2.50.

BERMUDA GRASS.

The most valuable of all summer pasture grasses in the South. Grows luxuriantly in the hottest sun and furnishes nutritious grazing for 9 months in the year. Grows well on all soils from the stiffest clay to the lightest sands. Sow seed broadcast, 6 pounds per acre, from March to June. Seed germinates in 20 to 30 days when ground is warm. One-quarter pound package 25c; pound 75c, postpaid. Special prices on 5-lb. lots or over.

We have also a large quantity of the following grains and grasses for pastures. Write for prices on any quantity.

Kentucky Blue Grass—30 to 40 pounds per acre.

Red Top Grass—20 pounds to acre, does best on wet ground.

Orchard Grass—30 to 40 pounds to acre. Very early, one of the earliest to start in spring; grows rapidly.

Evergreen Lawn Mixture—2 pounds to every 100 square feet, produces fine green lawn.

Red Clover—15 pounds to acre, fine for hogs and good to mix with other grasses.

Alsike Clover—6 pounds to the acre. Good for permanent pasture. Does best on wet ground.

Crimson Clover—15 pounds to acre. Hardy annual. Sow in September and October. Excellent for winter pastures.

Hairy or Winter Vetch—40 pounds to acre. Good for winter or to mix with rye or oats for winter pasture; twenty pounds vetch to bushel.

ALFALFA SEED.

We carry a large stock of Utah seed, which is beyond doubt the best for this climate, as it stands the dry hot weather much better than the imported seed. The prices range from 16c to 22 1-2c per lb. Sow 20 lbs. of the best, and 35 lbs. of the lower grades to the acre. Write for samples and let us submit you prices.

SEEDS FOR PERMANENT PASTURE.

From our experience and observation we can recommend only three varieties for this climate, viz: *White Clover*, *Lespedeza Clover*, and *Bermuda Grass*. These three will stay with you, and if mixed will give you a good winter and summer pasture.

Spotted Burr Clover is gaining favor. Mr. W. W. Stinson of Plain Dealing, La., has a field of this variety of clover growing. He speaks highly of it and says, for hog pasturage, there is nothing like it.

FOR WINTER PASTURES.

We recommend: *First*, Oats, sowing 2 1-2 bushels to the acre. *Second*, Rye, sowing 1 1-2 bushels to the acre. *Third*, Barley, sowing 2 1-2 bushels to the acre. *Fourth*, Wheat, sowing 1 1-2 bushels to the acre.

Any one of these is good for winter pasturage and will mature early enough in the spring to give plenty of time to prepare the land for corn.

We carry a full stock of fresh seed of all the above. As prices are changing constantly, will ask you to let us know your wants, will make you special prices and mail you samples.

Chufas—The nuts grow near the surface and are easily harvested by hogs and chickens. Plant in April and May in 3-foot rows, dripping 2 or 3 Chufas every 10 or 12 inches. Give level culture. They mature in September and will lie in the ground until wanted. They are the best fattening crop. Pkt. 10c; lb. 35c; postpaid. Peck, not prepaid, \$1.25; bushel, \$4.50.

Teosinte—A remarkable mammoth forage plant from Central America, one of the most valuable forage plants to be used in a green state. The yield is enormous and can be cut till frost. One

Florida grower writes that it grew 5 inches per day by actual measurement. Plant in hills like corn after danger of frost is past. Seed is very hard and should be soaked a day or so before planting. Plant 3 pounds per acre. Oz. 10c; 1-4 lb. 25c; lb. 75c; postpaid.

Mammoth Sunflower—Every farm in the South should grow Mammoth Russian Sunflower for the seed for a poultry food. There is nothing like it. Poultry fed on it grow rapidly and take on fine glossy plumage. A heavy yielder and easily grown on good land. Plant 4 quarts per acre. Pkt. 10c; quart 25c; postpaid.

Soja or Soy Beans—Splendid forage plant and soil enricher. Easily grown, stands drought well and is very productivity. Plants grow 3 feet high. Stock like it. Has higher feeding value than cow peas. Pkt. 10c; qt. 30c; postpaid. Peck, not prepaid, 85c; bushel \$3.00.


Japan Clover (Lespedeza Striata).—An annual which reseeds itself where once established. Starts in early Spring, is ready for grazing by June and continues until frost. All stock like it. Does well in central and lower South. Sow 15 pounds per acre in spring. Lb., postpaid 45c; 10-lb. lots or over, not prepaid, 25c per pound.

Evergreen Lawn Mixture—Our own mixture, the only satisfactory lawn grass mixture for the South that will produce an "Evergreen" lawn. Sow in earliest spring. Lb., postpaid, 25c; 3 lbs. (sufficient for 1000 square feet), 70c, postpaid. Not prepaid, bushel (15 pounds) \$1.50.

Velvet Beans, The South's Greatest Soil Enricher. Makes Poor Land Rich. The South's strongest growing forage plant and soil enricher. They make poor land rich and good land more productive. Makes fine green forage or hay crop, enriching the soil even when the hay crop is cut off. The Florida Experiment Station reported a yield of over 18,000 pounds of dry forage (9 tons) per acre. The yield is enormous, being the greatest producer of either green or dried forage in the world. It produces at least three times as much grain and forage as the strongest varieties of cow peas and should be planted on every Southern farm. Sow seed at rate of one peck per acre, making rows 5 to 6 feet apart, dropping a bean every 6 inches. Cultivate until the vines begin to run. Best result comes from April and May planted seed. They also make a fine shade for porches and arbors. Pkt. 10c; pint 20c; quart 35c; postpaid. Peck, not prepaid, 85c; bushel about \$4.00.

PLANET JR. GARDEN TOOLS

We are agents for Planet Jr. Garden and Agricultural Implements, which we furnish at factory prices. Every farmer should own one. If you do not find what you want in this stock, write for our implement catalogue.



No. 17 Planet Jr. Single Wheel Hoe

Price as in cut. \$6.25
One pair 6-inch hoes, 3 cultivator teeth and a large garden plow.


Packed weight 26 lbs.

No. 12 Planet Jr. Double Wheel Hoe


Price, with attachments as in cut \$8.50

One pair of 6-inch hoes, 2 pairs of hollow steel cultivator teeth; 1 pair of plows, and 1 pair of leaf lifters.

Packed weight 35 lbs.



No. 8 Planet Jr. Horse Hoe and Cultivator



Price, with attachments as shown in cut. \$9.00
Packed weight 82 lbs.

Tusten Seed & Produce Co.

ROTATION OF CROPS.

There should always be a rotation of crops; that is, no two crops of similar nature such as beet, carrot and parsnip, should be grown two years in succession on the same ground; it is not only very exhausting to the soil, but the crops thus grown are less productive. To facilitate this rotation, the garden should be divided into squares of nearly uniform size; say into six or eight squares, with cross-walk of from three to four feet wide. Constant stirring of the soil, destroying all weeds, and manuring freely, is one of the secrets of the gardener's success.

VEGETABLE TIME TABLE

Length of Time Required to Cook Garden Vegetables.

Young fresh garden products require less time for cooking than older ones. One important rule should be followed, namely, when vegetables have been cooked tender remove them from the fire as soon as possible, and remove the water, where there is an excess, as in potatoes or beets. An experienced housewife gives the following time table for the preparation of vegetables:

- Bake potatoes 30 to 45 minutes.
- Steam potatoes 20 to 40 minutes.
- Boil potatoes (in their skins) 20 to 30 minutes.
- Boil potatoes (pared) 25 to 45 minutes.
- Asparagus (young) 15 to 30 minutes.
- Beets (young) 45 minutes.
- Corn (green) 12 to 20 minutes.
- Cauliflower 20 to 40 minutes.
- Lima or shell beans 45 to 75 minutes.
- Onions 30 to 60 minutes.
- Oyster plant 45 to 60 minutes.
- Peas 20 to 60 minutes.
- Parsnips (young) 30 to 45 minutes.
- String beans 30 to 60 minutes.
- Turnips (young) 45 minutes.
- Tomatoes (stewed) 45 to 60 minutes.

Whenever vegetables are served with boiled salt meat, they must be cooked in the liquor from the meat after it has been removed.

GOOD SEED.

It is essential to the success of truck growing to use only pure seed. It is a fact beyond dispute that the bulk of the seeds sold to Southern growers are unreliable and in a good many instances dead seeds. Buy your seeds only from reliable seed houses, who have a reputation to lose. Do not buy seeds because they are offered to you cheap. It is safer to buy the high priced seeds.

Following is a list showing the life of seeds; if they are older they are worthless:

- Beans, one year.
- Cabbage, three years.
- Carrots, one year.
- Cucumbers, four years.
- Watermelons, eight years.
- Onions, one year.
- Spinach, one year.
- Lettuce, one year.
- Cantaloupe, three years.

Seeds do not keep so well in the South as in the North, and it is not safe to rely on seed older than the above limits.

SIGN YOUR NAME.

Name and address should be written as plainly as possible and care exercised to have postoffice, county and state in full. If your express office or freight depot has a different name from your postoffice, give that also. This is very important, as we can not send goods if we do not know where to send them.

OUR PRICES.

Our constant aim is to make the highest quality the first consideration, and next to put our prices as low as good reliable seed can be sold.

Be careful to give name and address plainly, also state by what road you prefer goods shipped.

We give no warranty, express or implied, as to description, purity, productiveness or any other matter of any seeds we send out, and we will not be in any way responsible for the crop.

Hoping to be favored with your orders, we are,
Yours truly,

TUSTEN SEED & PRODUCE CO

TUSTEN'S Celebrated STRAIN

St. Charles White Corn

Is the Corn you want
if you are looking for
Perfection in Prolific
Corn for Your Crop.

It is a Splendid Corn
which will give you perfect
satisfaction.

It is the greatest pro-
ducer of both grain and
forage of any Southern
Corn. Note the illustration
taken from a photo of this
corn growing in a field.

It is easily capable of
making 100 bushels of corn
to the acre on good land
and with good cultivation.

Each stalk makes two
good ears, grains are hard
and deep, making it a good
keeper in weevil infested
sections.

It matures in from 100
to 110 days.

Its root system is superb,
enabling it to stand severe
storms without blowing
down. It is the best and
most profitable variety you
can plant. It is the right
Corn for the market gar-
den and for the home gar-
den, good on any kind of
land and suffers less from
drouth than any other.

Price, postpaid: Packet
10c; pint 20c; quart 30c.

Price, not prepaid: Peck
40c; bushel \$1.25.



Tusten Seed & Produce Co. Ltd.

Shreveport

Louisiana