

## **Historic, Archive Document**

Do not assume content reflects current scientific knowledge, policies, or practices.



# YOUNKERMAN SEED CO.




COUNCIL BLUFFS, IOWA

ESTABLISHED 1891

INCORPORATED 1901

Garden, Field and Flower

## SEEDS



1911

Catalogue

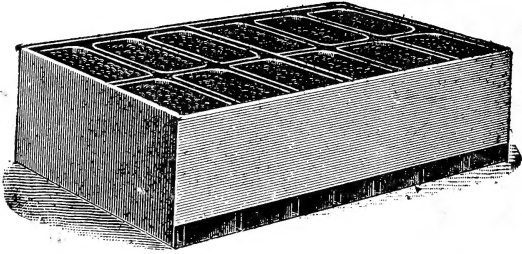
Fruit Packages, Bee Keepers' and Poultry  
Keepers' Supplies

Office and Salesroom 164 Broadway  
Warehouse 1218 to 1226 So. 6th St.

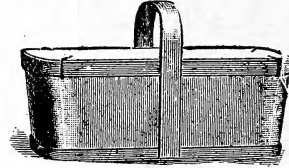
COUNCIL BLUFFS, IOWA

*Will H. Tracy, Jr.*

# FRUIT PACKAGES



Leslie Berry Box.



8-lb. Climax Grape Basket.

Leslie (long box) quarts, per 1000.....	\$2.50
Leslie (long box) pints, per 1000; poplar.....	2.40
Hallock (square box) quarts, per 1000; poplar.....	2.75
Hallock Crates, 24 quarts, per 100.....	8.00
Leslie Crates, 24 quarts, per 100.....	8.00
Leslie Crates, 24 pints, per 100.....	6.75
Leslie 24 quart Crates, filled with boxes made up complete, per 100.....	Prices on application
Grape and Cherry Baskets, 4, 6, 7 and 8 lbs., complete, per 1000.....	Prices on application
8-lb. Peach Baskets, raised slat covers, per 1000.....	Prices on application
Four-Basket Peach Crates, per 100.....	\$12.00
No. 1 Market Basket.....	.75
Diamond Market Baskets, per dozen.....	.40
Drop Handle Market.....	.40
Half-Bushel Stave Drop Handle.....	1.35

One-Bushel Elm Stave Baskets, per dozen.....	\$1.35
One-Bushel Elm Stave Wide Band Baskets.....	1.75
One and One-Half Bushel Baskets, Elm Stave, narrow band.....	2.00
One and One-Half Bushel Baskets, Elm Stave, wide band.....	2.25
One-Bushel Basket Covers, per dozen.....	.45
One and One-Half Bushel Basket Covers, per dozen.....	.50
Apple Boxes, One-Bushel.....	\$0.10 and .11
Peach Boxes, one-third bushel, per 100.....	4.50
1½-oz. Tacks, for making Berry Boxes, per lb.....	.30
Magnet Tack Hammer.....	.15
Barbed Crate Nails, per lb.....	.06
Tree Protectors, per 1000, write for prices.	

**These prices are subject to change. If they decline we will meet them, and bill out at lowest price. Ask for prices on large lots.**

## BROADCAST SEEDERS

Improved Cahoon.....	\$3.50	Little Wonder.....	\$1.25
The Cyclone.....	1.50	Rotary Hand Corn Planters.....	1.25

## POULTRY SUPPLIES

Prepared Hen Foods, 100 lbs. Prices on application	
Prepared Chick Food, 100 lbs. Prices on application	
Ground Bone, per 100 lbs.....	\$2.50
Clam Shells, per 100 lbs.....	.75
Beef Scraps, per 100 lbs.....	3.00
Blood Meal, per 100 lbs.....	4.00

Liquid and Dry Lice Killer.	
Uncle Ben Nest Eggs, per dozen.....	\$0.60
Germozone, per bottle.....	.50
(Sure cure for Roup, Cholera, all Bowel Troubles.)	
Drinking Fountains, galvanized iron and earthen.....	35c to 75c

## VALUABLE TABLES

### QUANTITY OF SEED USUALLY SOWN PER ACRE

	Quantity per acre.
Asparagus Roots.....	1000 to 7250
Barley.....	2½ bu.
Beans, Dwarf, 1 pint to 100 ft. of drill.....	1 bu.
Beans, Pole, 1 pint to 100 hills.....	½ bu.
Beet, garden, 1 oz. to 100 ft. of drill.....	7 lbs.
Beet, Mangel, 1 oz. to 100 ft. of drill.....	5 lbs.
Buckwheat.....	½ bu.
Cabbage, 1 oz. to 5,000 plants.....	2 bu.
Carrot, ¼ oz. to 100 ft. of drill.....	2½ lbs.
Cauliflower, 1 oz. to 5,000 plants.....	2½ oz.
Celery, 1 oz. to 15,000 plants.....	2 oz.
Clover, Alsike and White.....	8 to 10 lbs.
Lucerne, Alfalfa.....	15 to 25 lbs.
Clover, large Red and medium.....	10 to 14 lbs.
Corn, Rice (shelled).....	2 qts.
Corn, Sweet, ¼ pint to 100 hills.....	6 qts.
Cucumber, 1 oz. to 100 hills.....	1 to 3 lbs.
Egg Plant, 1 oz. to 2,000 plants.....	4 oz.
Flax, broadcast.....	40 to 50 lbs.
Grass, Blue, Kentucky.....	2 bu.
Grass, Blue, English.....	1 bu.
Grass, Hungarian and Millet.....	½ to 1 bu.

	Quantity per acre.
Grass, Mixed Lawn.....	3 to 5 bu.
Grass, Red Top, fancy, clean.....	8 to 10 lbs.
Grass, Timothy.....	12 to 15 lbs.
Bromus.....	40 to 50 lbs.
Grass, Orchard, Perennial Rye, Red Top.....	2 lbs.
Lettuce, ¼ oz. to 100 ft. of drill.....	3 lbs.
Melon, Musk, 1 oz. to 100 hills.....	1 to 3 lbs.
Melon, Water, 4 oz. to 100 hills.....	1½ to 4 lbs.
Onion Seed, 1 to 3 oz. to 100 ft. of drill.....	4 to 5 lbs.
Onion Seed, for sets.....	40 to 80 lbs.
Onion Sets, 1 qt. to 40 ft. of drill.....	8 lbs.
Parsnips, ¼ oz. to 100 ft. of drill.....	3 lbs.
Peas, garden, 1 pint to 100 ft. of drill.....	1 to 3 bu.
Peas, field.....	2 bu.
Pumpkin, 1-3 qt. to 100 hills.....	2 to 4 lbs.
Radish, 2-3 oz. for 100 ft. of drill.....	10 to 12 lbs.
Rye.....	1½ bu.
Spinach, ½ oz. to 100 ft. of drill.....	8 lbs.
Squash, Summer, 4 oz. to 100 hills.....	2 lbs.
Squash, Winter, 8 oz. to 100 hills.....	2 lbs.
Tomato, 1 oz. to 4,500 plants.....	1 oz.
Turnip, 1 oz. to 250 ft. of drill.....	1 to 3 lbs.



# SOME REASONS WHY SEEDS DON'T GROW

**READ CAREFULLY**—From time immemorial there has been more or less complaint of garden and flower seeds not growing. We are aware of the fact that there are some poor seeds sold, but we are absolutely certain that very much of the complaint about seeds not growing is not due to poor seeds nearly so much as it is to the seasons and more particularly, the very careless manner in which seeds are planted. The writer of this has been planting seeds from seed boxes for the last forty years, and he wants to testify here that he has had very few failures from the seed not growing and he attributes it very largely to the very great care taken in planting. We cannot make it too emphatic here, that if seeds are planted in season, soil well prepared and tenderly cared for when they are small and tender, that three-fourths of all the complaints of seed failures would be done away with.

## PREPARATION OF SOIL

Of course the first thing to do is to get good seeds. **Our Seeds** may be depended on; as every variety and kind that we put on the market are tested very carefully. The second thing to do and which is of very great importance, is to put the soil in proper condition. If the soil be wet and heavy it should be thoroughly drained. There is more danger of too much water than too little. Every man who wants a good garden should prepare the soil in the fall, any time before it is frozen up. Clean off all the rubbish and burn, thoroughly manure the surface and spade under. The freezing of the winter will put the soil in prime condition.

**COMMON SENSE**—We are certain that if gardeners and farmers will exercise just good, ordinary common horse sense, put their ground in thorough condition, drain well, be careful not to plant too early or too late, putting in those seeds that should go in early, first, and waiting until the season warms up for the other varieties; keep the crust broken after hard beating rains, then two-thirds of the failure in seed planting will be overcome.

**TOO DEEP**—As a rule nearly all garden seeds, sweet corn, and especially flower seeds, are planted too deep. As a rule, seeds should not be covered more than three or four times their thickness with soil.

**FLOWER SEEDS**—Flower seeds, as a rule, should not be planted (except Sweet Peas, which should be planted as soon as possible), until the ground is thoroughly warmed and the heavy beating rains of spring are over. Take the utmost pains and thoroughly pulverize and make exceedingly fine the soil. As a rule, sow the smaller seeds on top of the ground and not in little furrows. Take a box of very fine soil and sift the soil over them with the hand. It will require but very little soil to do this.


**EARLY PLANTING**—This is another fruitful source of seeds not coming up. There are some seed that can be planted as early as you can get them in the ground, in the spring, with perfect safety, while others must be planted much later. Smooth Peas, Radish, Lettuce, Beet and Onion Seed, may be planted quite early, while Wrinkled Peas, Beans, all kinds of Vine Seed and Sweet Corn should not be planted until the danger of freezing is past, and when the ground has become well warmed up. Vine seeds should not be planted until almost the 1st of May in this Northern latitude. Beans not much before the 20th of April.

## Don't Plant Sweet Corn Over 1½ Inches Deep

**SWEET CORN**—Possibly there are more failures with Sweet Corn than any other one kind of seed and for two very important reasons. First, the Corn is planted too early, when the ground is cold and wet. Sweet Corn will not stand the rough treatment and the dampness that Field Corn will stand, because they are soft and spongy, absorb the moisture and rot. Second, Sweet Corn is almost universally planted **too deep**. It should not be planted, in such seasons as we have been having for two or three years, over an inch, or 1½ inches deep. Three or four inches, as is often planted, is entirely too deep. Of course if the ground be dry, thoroughly drained and warm, it may be planted some deeper. The early varieties, such as Corys, White Mexican and Minnesota, may be planted earlier than the later varieties, such as Stowell's Evergreen and Country Gentleman, for they are flintier and hardier and absorb less moisture than the later varieties. **Sweet Corn** should be planted closer in hills than **Field Corn**—and rows closer together, especially the Early varieties—fodder is smaller. We have increased our yield over former years fully 5 per cent by so doing.

# VEGETABLE SEEDS

## ASPARAGUS



	pkt.	oz.	¼ lb.	1 lb.
<b>Harr Mammoth</b> —Has very large tender stalks of very light color	\$ 05	\$ 10	\$ 20	\$ 60
<b>Conover Colossal</b> —The most approved and standard sort; large	05	10	15	50
<b>Columbian Mammoth White</b> —A choice variety; stalks white; good quality	05	10	25	75
<b>Roots</b> —2-year-old, 75c per 100; \$5.00 per 1,000.				

## ARTICHOKE

**CULTURE**—Deep rich sandy loam with plenty of well-rotted manure. Sow seeds in April and May, and when large enough, transplant into rows three to four feet apart and two feet in the rows. They reach maturity the second year. Cover with litter when cold weather commences, first tying up the leaves so that they will occupy less space, and in spring fork in a dressing of manure. It is an excellent vegetable and easily grown, thriving in any situation, providing the heads are cut off and used as they get ready.


	pkt.	oz.	¼ lb.	1 lb.
<b>French Globe</b> —The standard and best variety	\$ 05	\$ 25	\$ 75	\$ 3 00
<b>Jerusalem Artichoke</b> —Tubers only; used for pickling and stock		60	1 00	2 00

## BEET

Ready for Table Use in 40 to 60 Days.

### GARDEN BEETS FOR TABLE USE

**CULTURE**—Sow as early in the spring as the ground can be worked, and every two weeks after for a succession up to the first weeks of July. For general crop sow about the middle of May. The soil should be light sandy loam, well enriched with stable manure and plowed and harrowed until very fine. Sow in drills one foot to fifteen inches apart, and when well up, thin to from four to six inches. The young beets pulled out of the rows are excellent used as Spinach.



	pkt.	oz.	¼ lb.	½ lb.
<b>Early Model</b> —Extremely early; perfect globe, deepest blood red	\$ 05	\$ 08	\$ 15	\$ 50
<b>Bastian</b> —A very early light colored turnip beet; fine market variety	05	08	15	50
<b>Crosby's Egyptian</b> —An extra early dark blood, round, not flat	05	08	15	50
<b>Crimson Globe</b> —Fine shape, smooth, dark red skin, rich deep crimson flesh	05	08	15	50
<b>Detroit Dark Red</b> —Very choice deep red; fine shaped beet; see cut	05	08	15	50
<b>Dewing Early</b> —Of fine form, flavor and good for market	05	08	15	50
<b>Early Turnip Bassano</b> —Grows to a large size, tops large, flesh pink, zoned with white; very sweet	05	08	15	50
<b>Early Blood Turnip</b> —Dark red and of fine flavor; productive, standard sort	05	08	15	50
<b>Edmand Blood Turnip</b> —A market gardener's strain of great regularity in shape; deep blood skin and very dark flesh of best quality	05	08	15	50
<b>Extra Early Egyptian</b> —Very early and dark blood color, rather flat	05	08	15	50
<b>Extra Early Eclipse</b> —Very early; round rooted and dark red; one of the very best	05	08	15	50
<b>Half Long Blood</b> —Fine dark strain; distinct variety; smooth and handsome	05	08	15	50
<b>Lentz Extra Early Turnip</b> —A large small top, round beet, fine strain	05	08	15	50
<b>Long Smooth Blood</b> —A good late variety; dark red; tender and sweet	05	08	15	50
<b>Swiss Chard or Silver</b> —Cultivated for its leaves; mid rib, stewed and served as asparagus, the rest served as spinach	05	08	15	50

# BEET—Mangel, Wurzel, Sugar, Etc.




**MAMMOTH  
LONG RED  
MANGEL**

**CULTURE**—As all Mangels require a deep soil in order to grow well, plow and sub-soil at least a foot to eighteen inches, and apply plenty of rich stable manure. Sow in May or June, in rows eighteen inches to two feet apart, and thin to eighteen inches in rows. Young plants may be transplanted to fill up vacancies. Sow in addition, when the plants are three to four inches high, at the rate of 200 pounds. Complete manure, 200 pounds bone flour and 400 pounds salt per acre. As soon as frost occurs, dig the crop. But in order to be well preserved for gradual consumption during the winter, Mangel-Wurzel should be heaped to a height of perhaps six feet on a dry, sloping situation; cover at first with a piece of canvas, and as the cold increases should be replaced by about

six inches of either salt, hay, straw, sea weed, or even corn stalks. Lest this covering be displaced by the wind, a light layer of earth is necessary. So soon as this surface soil becomes frozen about six or eight inches more of earth should be placed over the entire heap. By following up this gradual process of covering, all danger of heating will be obviated, and the roots will keep in perfect order. Sow from four to five pounds per acre.

Prices for large quantities on application.



**Giant Feeding Sugar**

	pkt.	oz.	¼ lb.	1 lb.
<b>Mammoth Long Red Mangel-Wurzel</b> —Very large, selected strain, the largest and finest roots. The standard .....	\$ 05	\$ 05	\$ 10	\$ 30
<b>Long Yellow Mangel-Wurzel</b> —Good main crop sort .....	05	05	10	30
<b>Orange Globe Mangel-Wurzel</b> —Of distinct shape; one of the most productive; hardy, vigorous .....	05	05	10	30
<b>Golden Tankard Mangel-Wurzel</b> —A bright yellow; handsome and sweet, and very productive; tops small, roots large.....	05	05	10	30
<b>Red Globe Mangel-Wurzel</b> —Similar to the Yellow Globe; productive .....	05	05	10	30
<b>Lane's Sugar</b> —For sugar making or stock feed .....	05	05	10	30
<b>White Sugar Beet</b> —Grows to a large size, and is useful for making sugar, as well as for stock feeding .....	05	05	10	30
<b>Vilmorin Improved Sugar</b> —A much improved strain of the preceding; very valuable as a sugar-producing beet .....	05	05	10	30
<b>Klein Wanzleben</b> —Larger than Vilmorin; good sugar beet; very hardy .....	05	05	10	30
<b>Giant Feeding Sugar</b> —This unites the large size of the Mangel with the greater feeding value of the Sugar Beet. The roots are always regular and uniform, broad at the top with a full and slightly tapering shoulder .....	05	05	10	30

05 05 10 30



**Golden Wax**

## BEANS DWARF WAX BEANS

Ready for Use in 35 to 40 Days.

	pkt.	pt.	qt.	pk.	bu.
<b>Davis White Wax</b> —Very hardy, productive, long pods, very handsome, rustless, fine shipper, best canner; in all points the best Wax .....	\$ 05	\$ 15	\$ 25	\$ 2 00	\$ 7 00
<b>Golden Wax</b> —Best known Wax bean; very early, fine podded .....	05	15	25	1 75	6 00
<b>German Black Wax</b> —Has great merit, very tender and best quality .....	05	15	25	1 75	6 00
<b>Black-Eyed Wax</b> —A cross between Golden and Black Wax; very early and very productive; yellow pods .....	05	15	25	1 75	6 00

# BEANS—Continued

	pkt.	pt.	qt.	pk.	bu.
<b>Improved Prolific Black Wax</b> —Very early and prolific. The pods are round, full, stringless, and of fine quality.....	\$ 05	\$ 15	\$ 25	\$ 1 75	\$ 6 00
<b>Challenge Black Wax</b> —An extra early strain of the Dwarf Black Wax	05	15	25	1 75	6 00
<b>Detroit Wax</b> —Very much like Golden Wax, but less liable to rust.....	05	15	25	1 75	6 00
<b>Flageolet Wax</b> —Flat, yellow, stringless pods of great length and breadth; exceedingly productive .....	05	15	25	1 75	6 00
<b>Grinnell's Improved Golden Wax</b> —Very early; round, golden pods.....	05	15	25	1 75	6 00
<b>Golden-Eyed Wax</b> —Very hardy and prolific, with flat, yellow pods; very early and exceptionally free from rust; a very desirable and popular sort .....	05	15	25	1 75	6 00
<b>Pink-Eyed Wax</b> —Very fine variety, resembles Golden Wax .....	05	15	25	1 75	6 00
<b>Currie's Rust-Proof Wax</b> —Vigorous and hardy; productive .....	05	15	25	1 75	6 00
<b>Refugee Wax</b> —A perfect Refugee with long, round yellow wax pods; suitable for early or late sowing, and an immense yielder .....	05	15	25	1 75	6 00
<b>Wardwell Kidney Wax</b> —Extra early; purely wax, pods long, flat and remarkably free from rust .....	05	15	25	2 00	6 50
<b>White Wax</b> —Flat, yellow pods; very handsome, vines small .....	05	15	25	1 75	6 00
<b>Yosemite Mammoth Wax</b> —The largest pods of all the wax sorts; productive and of good quality .....	05	15	25	2 00	7 00
<b>Valentine Wax</b> —One of the earliest; pods thick and fleshy, absolutely stringless .....	05	15	25	2 00	7 00

## ROYAL ROUND POD PURPLE WAX BEAN

This new bean, introduced by us for the first time in 1908, promises to be a great accession to the market gardeners.

**Description**—Plant large, without runners; generally drooping with fruit-laden branches, and spreading when fully grown. The season is early; the leaf is large, medium green; wide across leaflets; pods are very round and yellow in color; very brittle; stringless; without fibre and unsurpassed in quality. Owing to its being a prolific Bean and as tender as the Crystal White Wax, it will be much in demand by the market gardeners, or those wanting a first-class, round pod, wax bean. In twenty-five years of experience as growers, we have never found anything to compare with it.

Price ..... \$ 05 \$ 15 \$ 30 \$ 2 00 \$ 7 00

Sioux City, Iowa.

Gents: I planted this spring a row of your new Royal Purple Wax Beans. I consider it the best bean I ever ate; quality is unsurpassed; perfectly stringless; round pod, very early.

Respectfully,

MRS. EVA R. CUMMINGS.

Oct. 1, 1908.


Sioux City Seed Co., Sioux City, Iowa.

Dear Sirs: I have had your new wax bean, The Royal Purple Round Pod Wax, growing on my trial ground this season and I have been very much pleased with it. It is of very high quality and has the much desired round, straight fleshy pod. I believe that it will fill the same place among Wax Beans that Burpee's Stringless does among the Green Pods. You certainly have a good thing in your bean and I hope you will push it extensively.

Yours truly,

HENRY FIELD SEED CO.,

By Henry Field, Pres.



Royal Round Pod Purple Wax

## DWARF, OR SNAP BEAN

Green Podded—Ready for Use in 30 to 40 Days.

	pkt.	pt.	qt.	pk.	bu.
<b>Best of All</b> —Early and superior round, green, fleshy pods .....	\$ 05	\$ 15	\$ 25	\$ 1 50	\$ 4 50
<b>Boston Favorite</b> —(Large Goddard)—Red podded Dwarf Horticultural	05	15	25	1 50	5 00
<b>Boston Small Pea</b> —Small, round and handsome .....	05	15	25	1 00	3 00
<b>Burpee's Stringless Green Pod</b> —This new bean produces a vine similar to Red Valentine, but develops pods to edible condition two to three days earlier than Valentine. This advances the Stringless Green Pod to the first rank among table beans. Pods are stringless—absolutely so—the pods breaking as short and free as pipe stems; enormously productive .....	05	15	25	1 75	6 00
<b>Dwarf Horticultural</b> —Late and productive; fine either shelled or green .....	05	15	25	1 75	6 00
<b>Early Mohawk</b> —Long, flat and straight pods; very hardy .....	05	15	25	1 75	6 00
<b>Burpee's Stringless Green Pod</b>					
<b>Extra Early Red Valentine</b> —Early strain of this popular round pod bean, nothing superior to this in Snaps among the green podded sorts; many prefer to Wax varieties .....	05	15	25	1 75	6 00
<b>Early China Red Eye</b> —Early and continues long in bearing .....	05	15	25	1 50	5 00



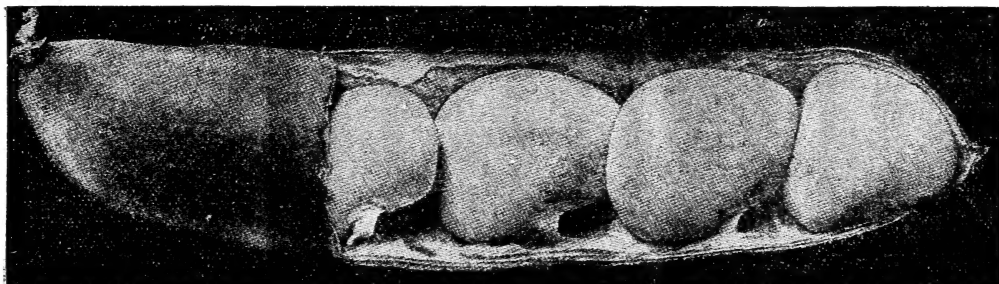


# BEANS—Continued

	pkt.	pt.	qt.	pk.	bu.
<b>Round, Early Yellow Six Weeks</b> —Resembles the Mohawk, save in color; flat pods; a popular one .....	\$ 05	\$ 15	\$ 25	\$ 1 50	\$ 4 50
<b>Long Yellow Six Weeks</b> —Early; the leading market sort; full, flat, green pods; good quality .....	05	15	25	1 50	4 50
<b>Low's Champion</b> —A very productive variety, with perfectly stringless, large, green, flat pods .....	05	15	25	1 50	4 50
<b>Refugee, or 1,000-to-1</b> —Medium to late; very productive and tender, and largely grown for main crop; round pod .....	05	15	25	1 50	4 00
<b>Prolific Tree</b> —(Navy)—The most prolific bean known, bean not large, but fine shape; cooks easy .....	05	15	25	1 50	4 00
<b>White Navy or Pea Bean</b> —Seed white; nearly round .....	05	15	25	1 50	3 00
<b>White Kidney or Royal Dwarf</b> —Fine winter shell bean .....	05	15	25	1 50	3 50
<b>White Valentine</b> —Very early; tender, entirely stringless .....	05	15	25	1 50	5 00

## DWARF LIMAS

Ready for Use in 30 to 75 Days.



### Burpee's Bush Lima.

	pkt.	pt.	qt.	pk.	bu.
<b>Burpee Bush Lima</b> —A bush form of the large Pole Lima, the beans being large and flat, like those of that variety. It is very productive and its dwarf character is well established .....	\$ 05	\$ 15	\$ 35	\$ 1 75	\$ 6 50
<b>Henderson's Bush Lima or Sieva</b> —Productive; a very early bean .....	05	20	35	1 75	6 50
<b>Dreer's Bush</b> —Immensely productive; may be used as a shell bean or snap bean; broad, flat pods .....	05	20	35	1 75	6 50



Dutch Case Knife

## POLE, OR RUNNING LIMA

Ready for Use in 70 to 90 Days.

<b>Golden Carmine Podded Horticultural</b> —In this new strain we have a wonderful, robust grower. The pods are large, stringless, bright golden color when very young. As they approach full size, they are mottled and streaked with an unusually bright carmine color on the golden, which gives the pods (when ready for market) a beautiful and attractive appearance .....	\$ 05	\$ 20	\$ 35	\$ 2 25	\$ 8 00
<b>Large White Lima</b> —Largely grown and highly esteemed .....	05	20	30	2 00	7 00
<b>King of the Garden Lima</b> —Large in pod and bean; productive .....	05	20	30	2 00	7 00
<b>Dreer Lima</b> —Thick and of fine quality; early variety .....	05	20	30	2 00	7 00
<b>Early Jersey Lima</b> —A few days earlier than the large Lima .....	05	20	30	2 00	7 00
<b>Horticultural Lima</b> —A cross between the Horticultural and Dreer Lima, it matures much earlier than the Lima .....	05	20	30	2 00	7 00
<b>Horticultural or Speckled Cranberry</b> —Showy, excellent either as a snap or shell bean .....	05	20	30	2 00	7 00
<b>Speckled Cut-Short or Corn Hill</b> —Used for planting among corn, one of the best .....	05	20	30	2 00	7 00
<b>Dutch Case Knife</b> —Pods long, green and flat; can be either snapped or shelled .....	05	20	30	2 00	7 00
<b>Scarlet Runner</b> —A popular English Pole Bean; very ornamental .....	05	20	30	2 00	7 00
<b>White Crease Back</b> —Long, round, stringless pod; fleshy and tender .....	05	20	30	2 00	7 00

# BEANS—Continued

	pkt.	pt.	qt.	pk.	bu.
<b>White Dutch Runner</b> —Same habit as the Scarlet Runner; flowers and beans being white	\$ 05	\$ 20	\$ 30	\$ 2 00	\$ 7 00
<b>Kentucky Wonder</b> (Old Homestead)—Pods green, very long, very prolific	05	20	30	2 00	7 00
<b>Golden Andalusia</b> (New)—Most productive of all the pole varieties; beans pure white, round	05	20	30	2 00	7 00
<b>Mont d'Or or Golden Cluster</b> —Early, productive; golden wax pods six to eight inches long	05	20	30	2 00	7 00
<b>Lazy White</b> —Great favorite; pod from four to six inches long, stringless, rich, buttery flavor; beans are white and make a fine shell bean; pods remain green and tender long	05	20	30	2 00	7 00

## Borage

The young leaves of this annual, which smell somewhat like a cucumber, are used as a salad or boiled like spinach. Should be sown at intervals, as the leaves are palatable only when young. Sow in the spring in light soil and transplant in shallow drills, a foot apart, when of about six weeks' growth.

	pkt.	oz.	¼ lb.	1 lb.
<b>Borage</b>	\$ 05	\$ 15	\$ 35	\$ 1 25

## Broccoli

**CULTURE**—Sow early sorts as soon as the ground can be worked in the spring, in shallow drills, drawn three or four inches apart. Plant out two feet apart each way when the plants are about four inches high. Cultivate the same as cabbage, in rich soil. Use the same remedy for insect attacks as are recommended for cabbage. The following are sorts best adapted to this climate, and the only ones which succeed generally; they are excellent and deserve much wider culture than is usual in this country.

	pkt.	oz.	¼ lb.	1 lb.
<b>Early White Cape</b> —Best flavor; very hardy; small	\$ 05	\$ 30	\$ 1 00	\$ 3 50
<b>Early Walcheren</b> —Late variety	05	40	1 25	4 00
<b>Early Purple Cape</b> —The very best; large	05	30	1 00	3 50

## Brussels Sprouts

**CULTURE**—Sow in May in the same manner as Cauliflower and transplant in July, one foot apart, in the rows, which should be one and one-half feet apart. In gardens, both large and small, Brussels Sprouts are, without exception, the very best winter vegetable that can be grown. The real sprout is not much larger than a marble, and as firm and hard almost as the stalk itself. These are the sort which cooks prefer. They strip off the outer covering, cook them whole, and serve them up artistically in that fashion. When cooked through and no more, such Sprouts melt in the mouth like the tenderest Cauliflower, and are equally as good.

	pkt.	oz.	¼ lb.	1 lb.
<b>Improved Half Dwarf</b> —The very best and surest strains	\$ 05	\$ 20	\$ 60	\$ 2 00
<b>Improved Dwarf</b> —Compact heads of fine quality	05	20	60	2 00

## Chervil

**CULTURE**—Cultivate and use the curled variety of Chervil, like Parsley. Sow at any time in the spring, in shallow drills, one foot apart, in well prepared ground. The seed of the Tuberos Chervil should be sown in August or September, and treated like the Carrot.

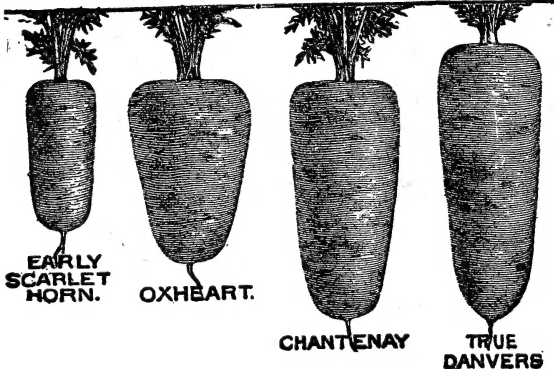
	pkt.	oz.	¼ lb.	1 lb.
<b>Curled</b> —The leaves of this are used for flavoring soups and stews and for garnishing, same as Parsley	\$ 05	\$ 15	\$ 80	\$ 1 00

## Chicory

Chicory is cultivated chiefly for its roots, which are dried and used as a substitute or flavoring ingredient for coffee. The leaves, when blanched, are also esteemed as a salad. Cultivate as recommended for Carrots.

	pkt.	oz.	¼ lb.	1 lb.
<b>Long Rooted Madgeburg</b> —Roots are the Chicory	\$ 05	\$ 10	\$ 25	\$ 75

## Garden Carrots



Ready for Table in 60 to 80 Days

	pkt.	oz.	¼ lb.	1 lb.
<b>Early Horn</b> —Very early variety, small root; excellent flavor	\$ 05	\$ 10	\$ 20	\$ 50
<b>French Early Forcing</b> —Tender and fine; best for early and late crops and frames	05	10	20	50
<b>Half-Long Stump Rooted, Chantenay Strain</b> —Style of Nantes; has broader shoulder	05	10	20	50
<b>Half-Long Stump Rooted Carentan</b> —Coreless; flesh red, of fine quality	05	10	20	50
<b>Half-Long Danvers</b> —Thick, of good quality and exceedingly productive	05	10	20	50
<b>Large White Belgian</b> —Very large; excellent stock Carrot	05	10	20	50
<b>Large Yellow Belgian</b> —Very large; excellent stock Carrot	05	10	20	50
<b>Oxheart or Half-Long Guerande</b> —This is one of the most valuable of recent introduction either for family or market; most beautiful shape and rich orange color	05	10	20	50
<b>Saint Vallery</b> —Very choice, good flavored	05	10	20	50


# CABBAGE

Ready for Use in 75 to 210 Days.




**Hollander**

<b>Express</b> —The earliest of all; small, solid heads; fine quality; fine for forcing .....	05	\$ 15	\$ 40	\$ 1 30
<b>Etampes</b> —A fine extra early small French sort, with pointed heads; very solid .....	05	15	40	1 30
<b>All Head</b> —The very best second early, fine flat heads, very hard, solid .....	05	15	40	1 40
<b>Early Jersey Wakefield</b> —Well-known and most valuable for early .....	05	15	40	1 40
<b>Early Wittingstadt</b> —A standard second-early variety; pointed heads .....	05	15	40	1 40
<b>Early Dwarf Savoy</b> —The earliest Savoy variety; distinct and good .....	05	15	40	1 40
<b>Early Flat Dutch</b> —A remarkably fine strain; a sure header; the head weighing from ten to twelve pounds, most valuable for market .....	05	15	40	1 40
<b>Henderson's Early Summer</b> —A superior second-early sort, produces large and solid heads of fine quality .....	05	15	40	1 50
<b>Selected All Seasons</b> —One of the finest for second-early or late, growing to a large size, quickly and surely; the true <b>sure header</b> .....	05	15	40	1 50
<b>Henderson Succession</b> —An excellent second early or late sort on the style of All Seasons .....	05	15	40	1 50
<b>Fottler Brunswick</b> —Good, solid heads, either for second-early or late .....	05	15	40	1 50
<b>Filder Kraut</b> —Pointed head, fine for kraut .....	05	15	40	1 50
<b>Premium Late Flat Dutch</b> —Also a valuable main crop .....	05	15	40	1 50
<b>Mam. Rock Red</b> —Very large, solid, red heads, the finest strain of red .....	05	15	40	1 50



**Premium Late Flat Dutch**



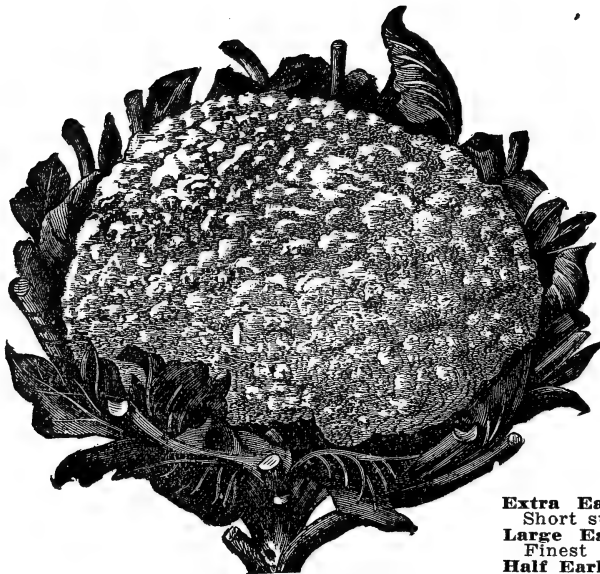
**Early Jersey Wakefield**

<b>Stonemason Drumhead</b> —A standard winter cabbage for main crop .....	05	15	40	1 50
<b>Red Dutch</b> —For pickling; hard, oblong heads; dark purple .....	05	15	40	1 50
<b>Hollander</b> —One of the hardiest in cultivation; quite a distinct variety; medium size, round, very solid, extra keeper, best of quality—our seed is from a very reliable Danish grower .....	05	15	40	1 75
<b>Marblehead Mammoth Drumhead</b> —The largest Cabbage known, weighing in some instances over fifty pounds; under good cultivation acres have been grown where the heads would average thirty pounds each .....	05	15	40	1 50
<b>Genuine Sure-Head</b> —Never fails to make a large, fine head, with few outer leaves; fine grower; flat Drumhead .....	05	15	40	1 40
<b>St. Louis Late Market Garden</b> —A very fine late first cabbage; a very sure header, especially fine for Southern trade .....	05	15	50	1 75

# CAULIFLOWER

Ready for Use in 90 to 120 Days.

**CULTURE**—This is the same as for Cabbage, except that extra manure and plenty of water will pay upon this. If the soil be dry, water frequently, and if the plants could have a heavy mulch of hay or straw, it would keep the soil moist, and the plants would not suffer from drouth. The early kinds should be strong enough to plant out not later than the middle of April; the late kinds may be planted out same time as for Cabbage. To destroy the Cauliflower maggot, it is recommended to take one ounce of sulphuret of potassium and dissolve it in one gallon of water. Heat the liquid to about 100 degrees, take a large spoon, or something that will hold the 100th part of a gallon, and pour the liquid against the stalk of the plant just above the ground.




**Henderson's Early Snowball**  
**Henderson's Early Snowball**—Without doubt the is of the very finest strain; grown specially to make a fine solid head; don't buy cheap seed in which quality counts so much.

	pkt.	¼ oz.	1 oz.
<b>Extra Early Dwarf Erfurt</b> — Short stem; very fine .....	15	\$ 60	\$ 2 00
<b>Large Early Dwarf Erfurt</b> — Finest strain .....	15	60	2 00
<b>Half Early Paris or Nonpareil</b> —Popluar early white .....	15	60	2 00
best of Cauliflowers; our seed for us in Denmark, and sure Cauliflower seed; there is no .....	15	70	2 50

# CELERY

**CULTURE**—Sow the seed in a light, rich dry border as early as the ground can be worked, in drills eight or ten inches apart, and cover the seeds about a quarter of an inch deep, rolling or treading them in if the ground be dry. When fairly out of the seed leaf they may be transplanted to another bed, or they may be thinned out in beds or trenches. The bed should be kept well weeded, and an occasional soaking with water in dry weather will do the plants good. Early in July at the north, a month or six weeks later in the southern states, is the proper time to set the plants out in beds or trenches. Press the soil firmly against the roots. In the garden the better way is to set the plants in shallow trenches—we say shallow, for it is obviously a bad plan to remove all the good soil (as must be done in a deep trench) and put the plants in that which is poor. The plants may be set in a single row in a narrow trench, or the trench may be made into a bed wide enough to hold two, three or four rows, and in case the plants are in a compact form, to be covered for the winter where they grow. When grown in beds this way, the rows should be one foot apart, and the plants about eight inches apart in the rows. The bed should be made very rich with thoroughly decomposed manure. The plants will need to be earthed up two or three times, and in doing this care should be taken not to let the earth get into the heart of the plant. In field culture the plants are set on the surface in rows four feet apart when the celery is to be earthed up in the field for early use, and two feet apart when the plants are to be taken up and blanched in the cellar for winter use. The plants are set six inches apart in rows. If not grown in beds the best way to store is to dig trenches in a well-drained spot in the open ground, one foot wide and of a depth a few inches less than the height of the celery. The plants are then lifted and set close together until the whole quantity is stored. The edges of the trench should be made sloping from the tops of the plants. When severe cold weather comes on, cover gradually with leaves, hay or straw and place boards on top. In such a trench the stalks will blanch perfectly, and may be taken out any time during the winter for use or sale as required.



Golden Self-Blanching



# CELERY—Continued

	pkt.	oz.	¼ lb.	1 lb.
<b>Improved White Plume</b> —Naturally white or light foliage; requires but little banking up to blanch; very early and extensively grown for market .....	\$ 05	\$ 20	\$ 50	\$ 1 75
<b>Golden Self-Blanching</b> —A grand solid variety, on the style of the White Plume, except that it is golden yellow where the Plume is white....	05	25	60	2 00
<b>Giant Pascal</b> —An easily blanched and fine keeping large sort, of excellent flavor; superior for late use .....	05	20	50	1 50
<b>Pink Plume</b> —A strong, healthy, compact grower, with no tendency to rust; very solid, crisp, extra early and a long keeper .....	05	20	50	1 75
<b>Giant White Solid</b> —Large, round, crisp and solid; the old well-known variety .....	05	20	50	1 50
<b>Celeriac or Large Smooth Prague</b> —An improved form of the rooted celery, roots smooth and round .....	05	15	35	1 25
<b>Golden Heart Dwarf</b> —A very popular and distinct variety; in habit of growth it resembles the Half Dwarf white sorts, except that when blanched, the heart, which is large and full, is of a waxy golden yellow .....	05	20	50	1 75
<b>Celery for Flavor</b> —Per pound, 20c; per five pounds, 75c.				

## Corn Salad, or Fetticus

**CULTURE**—Sow during August or early in September, in drills a quarter of an inch deep and six inches apart. If the weather is dry when the seed is sown, tread it in slightly to insure germination. Keep down weeds with hoe. Just before winter cover thinly with straw or leaves.

	pkt.	oz.	¼ lb.	1 lb.
<b>Large Seeded</b> —The best variety for family use; makes delicious salad; used during the winter as substitute for Lettuce .....	\$ 05	\$ 10	\$ 20	\$ 60

## Collards

**CULTURE**—Sow seed as for Cabbage in June, July and August for succession; transplant when one month old in rows a foot apart each way and hoe often.

<b>Georgia Grown or Southern</b> .....	\$ 05	\$ 10	\$ 30	\$ 85
--	-------	-------	-------	-------

## Cress

**CULTURE**—Sow thickly in shallow drills every two or three weeks. It is useful not only for salad, but for the breakfast table and for garnishing. Water Cress should be sown in damp soil, or if a stream of water can be utilized, it would be much finer. It will also thrive in damp hot-beds. Rightly managed its culture is very profitable. To obtain early salad, it is a good plan to sow with the Water Cress seed a strip four inches wide on the outer margin of a hot-bed, inside the frame (where it is always cool). This will be found a satisfactory method of obtaining it early.

	pkt.	oz.	¼ lb.	1 lb.
<b>Curled or Pepper Grass</b> .....	\$ 05	\$ 10	\$ 15	\$ 50
<b>Broad Leaved</b> .....	05	10	15	50
<b>Broad Leaved Winter</b> .....	05	10	15	75
<b>True Water Cress</b> .....	25	40	1 25	4 00

# CORN, SWEET AND FIELD

## Pedigreed Seed Corn vs. Elevator Seed Corn

In Seed Corn, as in everything good, there is much hypocrisy and deceit—in other words, plain lying, so that the farmer hardly knows whom to trust or where to get good seed. Many seedsmen, **mushroom fellows**, making high claims, hoping to get rich in a year or two, are sending out only scoop shovel or elevator corn. This has a tendency to bring the whole seed corn business into disrepute. We don't ask you to take our word for what we say of our method of growing, handling and caring for seed corn, but we do ask you in **good faith to come and see us**, go through our corn drying cribs, look our corn over, watch us closely butt and tip the ears, see that in many cases we reject one-third to one-half the corn, examine the whole process from the field to the bag or crate, and if you are not satisfied that our seed corn is all, even more, than we claim for it, we will pay all your expenses coming and going and at the city. Possibly you cannot come yourself. Have you not a friend whom you can send—someone living in or near our city? Send him; we will stand or fall by his report.

## Ear Seed Corn

For the past two or three seasons there has been quite a large demand made upon us for seed corn in the ear. We have selected from our 6,000-acre plant some very choice stocks of all the varieties we catalogue, and we shall be prepared to fill orders in 70-pound crates. We have selected these ears from our stock that show high vitality and pure breeding, and any farmer desiring to buy corn on the ear can get no better stocks from any part of the United States for the territory we cover. It is recommended by some of the expert corn growers that the butt and tip of the corn should be shelled off and rejected. These ears will be found so perfect that there will be but little loss on that account, and while we recognize the impossibility to furnish to our trade every ear an ideal ear, we have undertaken to put up a stock that, used by the farmer, will bring to us additional trade in the years that are to come. In the olden times it was the custom of the family to card the wool, to spin the yarn, to weave the fabric, to make the garment, all in the same family, and all done by one and the same person. That time is past, and today is a day of specialists. One man can breed high types of corn to better advantage and at a very great saving of expense for the community than each member of the community can do for himself. It shall be our honest endeavor, as long as we are permitted to continue the seed business here, to make this department of our work a benefit to the agricultural district surrounding us. We realize what it will mean if by honest endeavor we can help to add ten or twenty per cent to the average yield of the corn crop of the Northwest. We urge upon our farmers not to plant too late varieties of corn. The market reports for the last four years indicate that the corn in our latitude has failed to make grade, and this is due largely to importing seed stocks from the South.

# Sweet or Sugar Corn

Market gardeners and private planters will do well to consider that our Northern grown seed will give them earlier corn than will seed of the same varieties grown farther south. Our seed is thoroughly tested before it leaves our hands.

## Don't Plant Sweet Corn Deep

Sweet Corn should not be planted over one inch deep; most people plant two or three inches deep—most sure to rot. Also do not plant too early. Not as early as field corn.

**WHITE MEXICAN** Do you know the marvelous sweetness of the old Black Mexican? You like its taste, but dislike its color. Well, we have something finer in every way, superior in sweetness, a pure ivory white color, large as the Minnesota, earlier than the Cory. It was ready for table use this year in 55 days. Originated in Ft. Dodge, Ia. Was placed in our hands for trial and development. We know of nothing its equal for the market gardener. If you want the finest market gardener's corn known, plant White Mexican. We control the entire stock. You cannot get it from anyone but us or our dealers.

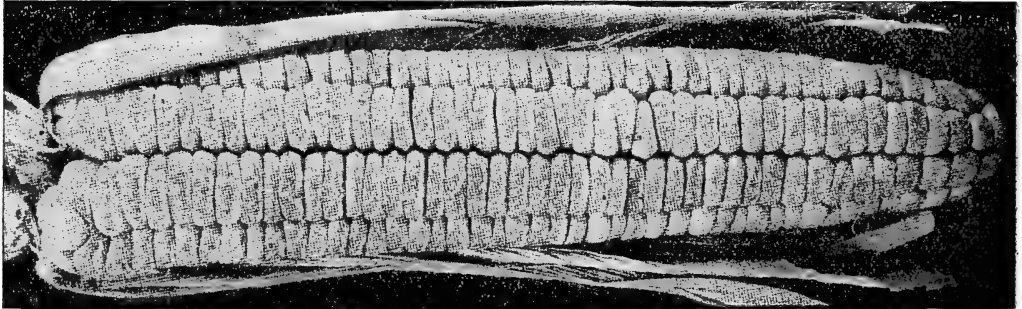
"I planted the White Mexican Sweet Corn you sent me. I have been planting sweet corn for 25 to 30 years. This White Mexican is superior to any extra early sweet corn I ever saw. Was ready to eat in 58 days from planting." H. B. Smith, Odebolt, Iowa.

"I planted your White Mexican this season, at the same time I planted extra early sweet corn from an eastern seed house. I found the White Mexican earlier and superior in every way. It's the finest early corn I ever had." Desing Bros., Marshalltown, Ia.

"Gents: We began selling your celebrated White Mexican Sweet Corn some three years ago in a small way for trial. Now our market gardeners want nothing else for their early and extra early crop. It's the earliest of all; fine looking ear and as sweet as Evergreen. Book us for 14 bu." Darling & Beahan, Petoskey, Mich.

## EXTRA EARLY VARIETIES

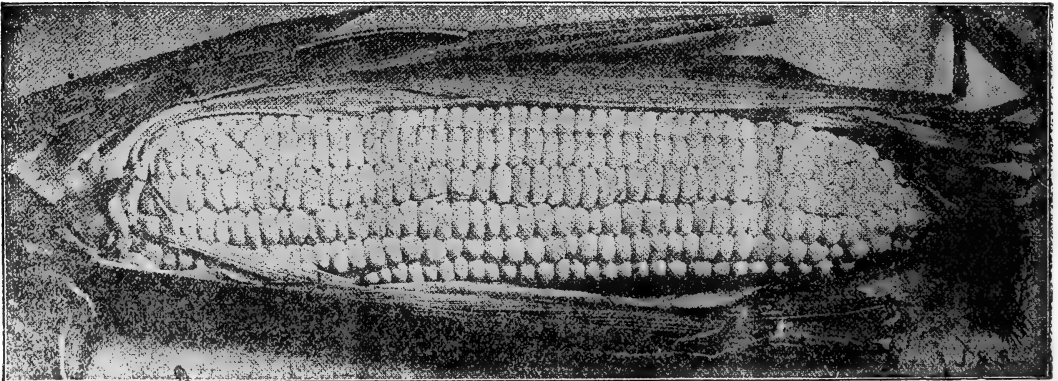
From 55 to 65 Days.



Golden Bantam

Golden Bantam—Of extreme hardness, can be planted earlier than any other true sweet corn, and will then produce the earliest supply of ears for the table. Extra fine in quality.....

	pkt.	pt.	qt.	pk.	bu.
	\$ 05	\$ 10	\$ 15	\$ 1 25	\$ 4 50



White Mexican

**WHITE MEXICAN**—(See description above)..... 05 10 15 1 10 350

**Premo**—An extremely early variety, usually fit to use in fifty days from time of planting. It is not only very early, but is one of the sweetest and best. This variety combines all the good qualities of the later sorts, is much hardier, and may be planted some days earlier without danger of rotting. It is a vigorous grower, stalks about 5 feet high ..... 05 10 15 1 25 4 00

# CORN—Continued

	pkt.	pt.	qt.	pk.	bu.
<b>Peep of Day</b> —This most valuable sort is of Minnesota origin, and is not only early, but one of the best. The stalks grow from three to four feet high. Ears average from five to six inches in length and are of perfect form.....	\$ 05	\$ 10	\$ 15	\$ 1 25	\$ 4 00
<b>Early Cory, Red Cob</b> —A new early variety, with good sized ears and large grains; excellent for market.....	05	10	15	80	3 00
<b>White Cob Cory</b> —Resembles the ordinary Cory in size and earliness, but with white cobs; very much better quality.....	05	10	15	80	3 00
<b>Mammoth White Cory</b> —Largest extra early corn known, fine quality, 12-rowed compact ears.....	05	10	15	80	3 00
<b>Marblehead</b> —One of the earliest; dwarf, with short, thick ears; of good quality for an early sort.....	05	10	15	80	3 00
<b>Extra Early Adams</b> —Not a sugar corn, but largely grown for early use.....	05	10	15	80	3 00

## SECOND EARLY OR INTERMEDIATE

From 65 to 80 Days.

	pkt.	pt.	qt.	pk.	bu.
<b>Minnesota</b> —Nearly as early as Marblehead; dwarf growth, standard.....	\$ 05	\$ 10	\$ 15	\$ 80	\$ 3 00
<b>Perry Hybrid</b> —Very early and of large size; most valuable for market.....	05	10	15	80	3 00
<b>Shaker Early</b> —Very large, white grain and quite early.....	05	10	15	80	3 00
<b>Early Crosby</b> —Matures after the Minnesota; fair sized ears of good quality.....	05	10	15	80	3 00
<b>Moore Concord</b> —Of strong growth, ears large and well filled.....	05	10	15	80	3 00
<b>Early Adams</b> —Not a sugar corn, but grown extensively all over the country for market purposes.....	05	10	15	90	2 50
<b>Early Champion</b> —A new and very desirable sort; ears nearly as large as Evergreen; pure white; only a few days later than Minnesota; very fine for market gardeners.....	05	10	15	80	3 00
<b>Early Evergreen</b> —By careful selection for a series of years we have produced an early strain of this corn, earlier by six to eight days.....	05	10	15	80	3 00
<b>Early Mammoth</b> —Very large and not very late.....	05	10	15	80	3 25
<b>Black Mexicani</b> —Very sweet, and of superior flavor; grains black.....	05	10	15	80	3 25
<b>Hickox</b> —Earlier than Stowell; large ear; fine quality; plant with Stowell and it will come in 10 days earlier.....	05	10	15	80	3 25
<b>Kendel's Early Giant</b> —Early, yet the ears grow to a good size. It has a white cob and pure white kernels, which are sweet and tender.....	05	10	15	80	3 25

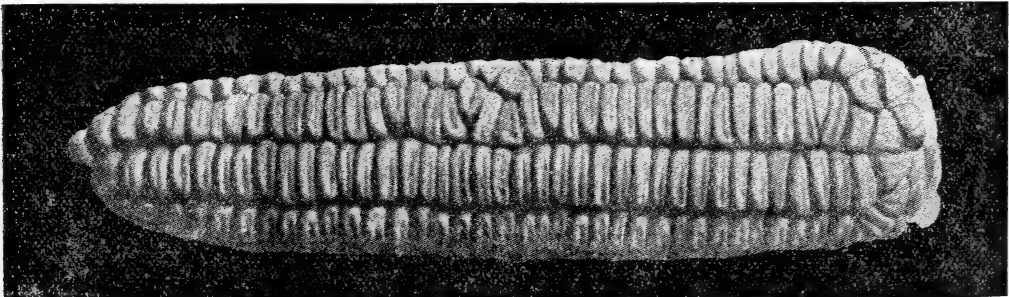
## GENERAL CROP OR LATE VARIETIES

From 85 to 90 Days.

	pkt.	pt.	qt.	pk.	bu.
<b>Old Colony</b> —A good late variety of rich, sweet flavor; ears bear 16 to 20 rows of kernels, and are very heavy and solid.....	\$ 05	\$ 10	\$ 15	\$ 90	\$ 3 25
<b>Stowell Evergreen</b> —Remains a long time, and is highly prized; one of the most popular varieties.....	05	10	15	90	3 25
<b>Improved White Evergreen</b> —The cobs and kernels are at all stages of edibility beautifully white. The getting rid of the amber tint so prominent in many strains of sweet corn passing for Stowell's Evergreen is a great gain, as it fits this variety for extensive use in canneries.....	05	10	15	90	3 25
<b>Zigzag Evergreen</b> —A cross between Country Gent and Evergreen. It has the high quality of the Country Gent with almost the size of the Evergreen. A little earlier than either parent.....	05	10	15	1 25	4 00
<b>Ne Plus Ultra</b> —Small, but one of the sweetest sorts grown.....	05	10	15	1 00	3 50
<b>Late Mammoth</b> —Rank in growth, large ears, rich and sweet.....	05	10	15	1 00	3 50
<b>Egyptian</b> —Large and of superior quality; largely used for canning.....	05	10	15	1 00	3 50
<b>Country Gentleman</b> —Same as Ne Plus Ultra, but with large ears of delicious quality.....	05	10	15	1 25	4 00
<b>Sweet Fodder Corn</b> —For soiling and ensilage.....	05	10	15	75	2 25

## FIELD CORN, EARLY VARIETIES

	qt.	pk.	½ bu.	bu.
<b>Minnesota King</b> —Ears 7 to 8 inches, 85 days. A famous half Dent, eight rowed corn, a very choice variety for Minnesota and Dakota.....	\$ 10	\$ 50	\$ 1 00	\$ 1 90
<b>Squaw Corn</b> —Ears 10 to 12 inches; 75 days. Has as many colors of kernels as Jacob's coat—white, yellow, red and black; a very fine flint variety.....	10	50	1 00	1 90
<b>Smut Nose</b> —12 to 14 inches long; 75 days. A peculiar yellow flint. One side of the end of the ear has a peculiar red place. Fine variety....	10	50	1 00	1 90



Minnesota King

**Triple Income**—Ears 6 to 8 inches; 80 to 85 days. A white capped yellow Dent corn. Positively the very best extra early corn in existence. Will shell 64 to 74 pounds of cob. The corn for Minnesota and Dakota


10	50	1 00	1 90
----	----	------	------

# CORN—Continued

	qt.	pk.	½ bu.	bu.
<b>Improved Yellow Flint</b> —Eighty-five days corn; a very good corn for the far North; small cob, good yielder .....	\$ 10	\$ 50	\$ 1 00	\$ 1 90
<b>Wisconsin White Dent</b> —Ears 8 to 9 inches; 90 days. Resembles the Silver Mine; beautiful clear dented corn, long kernel, small cob; finest white for north of Sioux City .....	10	50	1 00	1 90
<b>White Flint (Old Hominy)</b> —Has large silver white kernels, a very large ear, small cob .....	10	50	1 00	1 90
<b>White Flint</b> —Ears 12 to 15 inches; 75 days. A very long eared flint corn, adapted to the far North, and for early feed .....	10	50	1 00	1 90
<b>Mercer</b> —(Extra early yellow flint)—Prolific, good sized ear and small cob. Has been grown in Northern Minnesota and North Dakota for the past 10 years with great success and complete satisfaction .....	10	50	1 00	1 90
<b>Early Murdock</b> —This is the first season we have offered this corn. (See last page of cover).....	10	50	1 00	2 00
<b>Pride of the North</b> —Ripens in about 85 days; yellow dent; one of the best corns for the Dakotas and for replanting .....	10	50	1 00	2 00
<b>Duly's Hybrid</b> —Ripens in 90 days; (see fuller description on next page)	10	50	1 00	1 90
<b>Improved Calico</b> —The old-fashioned striped calico corn has always been popular as a feeding corn and we have had so much inquiry for a good strain of it that we grew a field of it this year and will offer it for sale. The ears run 10 to 11 inches long, that is the best ones, very deep grains and heavy. Color a combination of red and yellow in stripes. The grain is very rich and is preferred by stock to most other corn .....	10	50	1 00	1 90
<b>Early Longfellow Dent</b> —There is no telling when we will have a short season and early killing frost in the fall, and in such a case farmers who have their fields planted with an early maturing variety are truly fortunate. The trouble with most extra early sorts, however, is that they are too small and "nubbiny," but this new variety is of unusual length, 12 to 15 inches. Its peculiar shape, which is different from any other sort, suggests the name. It matures fully as early as Pride of the North; is double the size and yields a far larger crop, which is ripe and hard before there is a thought of frost, thus making a variety that it will pay to "tie to." Grain is not as deep as some of our other varieties, but it is the corn of corns for selling on the market, as a wagon load of it is as pretty as a picture. We recommend it highly to customers in Northern Iowa, Minnesota, the Dakotas and other Northern states .....	10	50	1 00	1 90

## LATE VARIETIES

	qt.	pk.	½ bu.	bu.
<b>Pride of Nishna</b> —Ears 10 to 12 inches; about 100 days. A very beautiful golden yellow, deepkerneled sort. The best we have for territory south of Sioux City .....	\$ 10	\$ 50	\$ 1 00	\$ 1 90
<b>Iowa Gold Mine</b> —Now a well-known standard corn and still one of the very best; ripens in about 100 days; grain deep rich yellow dent; very small cob, 70 lbs. of ears will shell out.....	10	50	1 00	1 90



**Early Murdock**

**Legal Tender**—This is now one of the most prominent late varieties of yellow dent corn in the country. It is the result of about 10 years selection by a seed corn specialist in Iowa, and has taken first premiums at many state and county fairs. The corn is productive and of uniform pure yellow color, ear very large and long; a deep grain on a small cob, while the stalk does not grow too large. The introducer says: "Our ideal ear is an ear two-thirds as large around as it is long, containing 16 to 20 rows, and small shank. The kernels are deep, the cob is small at butt and the ear holds its bigness toward the point, until near tapering off. It matures in about 115 days, but we do not recommend it for the northern portion of this state. Our stock of this is extra select, grown from the originator's stock seed, but improved in earliness by being grown in a more northern latitude .....

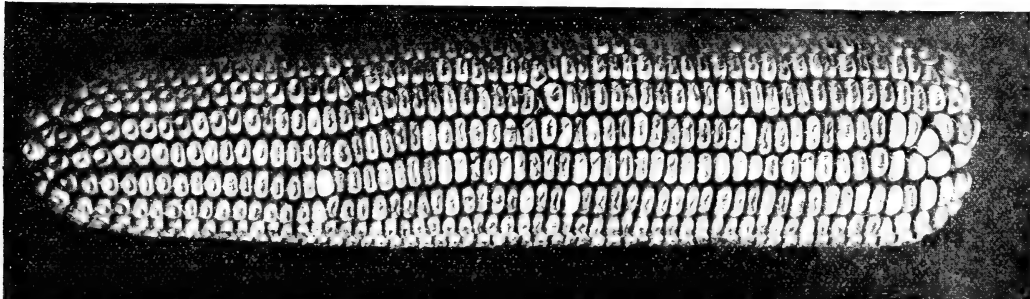
<b>Iowa Silver Mine</b> —One of the very choicest white corns for the Northwest; large, beautiful ears; good sheller, about 100 days .....	10	50	1 00	1 90
<b>Leaming</b> —Yellow dent, red cob, deep plump grains, rich golden color; yields 80 to 100 bushels per acre; about 100 days .....	10	50	1 00	1 90
<b>Early Rose</b> —Fine yielder, beautiful yellow dent.....	10	50	1 00	1 90

# The Best Varieties of Pop Corn

	qt.	pk.	½ bu.	bu.
<b>Rice</b> —A very productive variety. Ears short, kernels long and pointed. A splendid popping sort; the most salable among the retail dealers	\$ 10	\$ 20	\$ 75	\$ 1 25
<b>White Pearl</b> —Smooth, small grain, ears 4 or 5 inches long, seven-eighths to one and one-eighth inches in diameter	10	20	75	1 25
<b>Golden Queen</b> —Ears of large size, and the kernels pop to over an inch in diameter. One of the best and most prolific varieties grown	10	20	75	1 25

## Duly's Hybrid

We wish we could thoroughly impress upon the farmers of Iowa, Nebraska, Southern South Dakota and Minnesota the great value and safety in planting our **Duly's Hybrid**. We will place it alongside of any corn of any name by any seedsman and show conclusively that there is no corn for this latitude equal to it in merits. Let us give you a little of its history: Some ten years ago we found this corn in the hands of a Mr. Duly, of Dakota City, Nebraska, a thorough, practical, hard-headed farmer, who made great claims for it. We purchased some of the corn for seed and have given it a thorough test in these years and have had reports from thousands of farmers as to its value. It has even proven a greater corn than we anticipated. When we first found the corn it was rather too light a yellow and the ears too slender and long and kernels too short, but in these ten years, by very careful breeding, we have brought it to a much higher state of perfection. The color is much deeper, the ears not quite so long



Corn 9 to 11 inches

Silver Mine

100 Day Corn

and of a greater circumference, and the kernels are deeper. In all of our experience we have never had a corn with such potency. In all kinds of weather, soil, and under all conditions, it comes up smiling with strong, vigorous stalks, large, beautiful ears and plenty of them. At first it is apt to be condemned, but we have yet to find the first planter who, after having planted and grown it, condemned it, but all of one accord sing its praises. **Duly's Hybrid** will stand more rough treatment than any corn we ever saw—cold, wet, drought, light frosts, etc. It will give a good stand in cold, wet weather when other corns will not. It belongs in the 90 day class of corn and is as heavy a yielder as the best, running 70 to 80 bushels to the acre.

## Farmers, Dairymen, Stock Raisers

### TRY THE EVERGREEN SWEET FODDER CORN


The necessity for green fodder is becoming more apparent each year to all dairymen and stock raisers, and the demand for it is increasing in proportion as the ability of our overtaxed lands to supply sufficient pasturage grows less. The best thing for the purpose is our

### EVERGREEN SWEET FODDER CORN

This variety is generally acknowledged by our best farmers, dairymen and stock growers, as being better and far superior to what is known as either the brand of ensilage corn, Red Cob Ensilage, or Southern White Ensilage, from the fact that it grows to an immense size, making a large, juicy stalk, that is so very sweet and nutritious that cattle will eat every part of the stalk and leaves with a relish, clean to the butt.

**Evergreen Sweet Fodder Corn** also yields an enormous quantity of leaves, and the stalks are rich in saccharine matter—more so than any other variety we are acquainted with. For prices, see page 11.

## CUCUMBER



Arlington White Spine

Ready for Use in 40 to 60 Days.


**Arlington White Spine**—A selection from the White Spine, being more pointed at each end, the young fruits are usually crisp and tender, and are of very dark green color, so that the variety is considered by name to be the best for small pickles.

	pkt.	oz.	¼ lb.	1 lb.
Price	\$ 05	\$ 10	\$ 30	\$ 1 00



# CUCUMBER—Continued

	pkt.	oz.	¼ lb.	1 lb.
<b>New Cumberland</b> —A variety of the hardy White Spine type. The pickles being thickly set with fine spines. During the whole period of growth, from the time they first set until full grown, the form is exceptionally straight and symmetrical, making them as choice for a slicing variety as for pickles.	\$ 05	\$ 10	\$ 30	\$ 1 00
<b>Cool and Crisp</b> —Straight, long, slim, dark green, fine for pickling	05	10	25	80
<b>Fordhook Famous</b> —Long, straight, vigorous grower; very productive	05	10	25	80
<b>Early Cyclone</b> —A short variety. The earliest by two weeks of any cucumber in cultivation; holds its color well and is very prolific, growing its fruit in bunches of three and fours and sometimes producing 10 to 12 specimens to the plant	05	10	25	80
<b>The Davis Perfect Cucumber</b> —An excellent cucumber for both outdoor use and forcing. It is a carefully selected strain of the extra long White Spine type made by a veteran outdoor and greenhouse grower of cucumbers. Its valuable points are length, slimness and its dark green color. It is a very vigorous sort and resists blight longer than most long sorts	05	10	25	90
<b>Boston Pickling</b> —A favorite eastern sort of fine quality	05	10	20	75
<b>Chicago Pickling</b> —Very popular in Chicago market. Color deep green, medium size, prominent spines	05	10	20	75



The Davis Perfect Cucumber

<b>Early Russian</b> —Very early, short, is a valuable variety for small pickles, for which it is often much in demand	05	10	20	75
<b>Early Short Green</b> —(Or Early Frame)—Good for pickling, productive	05	10	25	80
<b>Early Green Cluster</b> —Fruit small and in clusters; very prolific	05	10	25	80
<b>Early White Spine</b> —Early, and good for pickling or table use	05	10	25	80
<b>Evergreen</b> —Very early and prolific; retains its fine deep green color in all stages of growth	05	10	25	80
<b>Giant Pera</b> —Very long and one of the best for table use	05	10	30	1 00
<b>Green Prolific Pickling</b> —One of the best for pickling, dark green, very productive and of uniform small size	05	10	25	80
<b>Japan Climbing</b> —Can be grown on trellis	05	10	25	80
<b>Jersey Pickling</b> —Medium length, skin thin, pure white	05	10	25	80
<b>Improved White Spine</b> —Well flavored and of medium size	05	10	25	80
<b>Long Green</b> —Long and crisp, a popular and reliable variety for pickles	05	10	25	90
<b>Long Green Turkey</b> —Fruit very long and rather slim	05	10	30	90
<b>Nichol's Medium Green</b> —Most symmetrical and a very fine table sort	05	10	25	90
<b>Small Gherkin</b> —Very small bur, used for pickles	05	10	30	1 00
<b>Serpent or Snake</b> —Cucumbers grow curled up like snakes, 4 to 5 feet long; quality fair	05	10	30	1 00

# ENDIVE

**CULTURE**—Sow in June, July and August, cover lightly, when up thin out to eight inches apart and water well afterward, if dry. When the leaves are six to eight inches long, blanch by gathering in the hand and tying together near the top with yarn or bast. This must be done when quite dry, or they will rot. At the approach of winter take up carefully, with a ball of earth to each plant, and place close together in frame or cellar for use. They must be kept dry and have plenty of air, or they will rot.

<b>Green Curled Winter</b> —Standard sort for fall and winter crop	pkt. \$ 05	oz. \$ 15	¼ lb. \$ 40	1 lb. \$ 1 40
<b>Broad Leaved</b> —A sweet variety, fall and winter	05	15	40	1 40

# EGG PLANT


**CULTURE**—Sow in hot beds, very early in spring, and transplant when two inches high into a second bed or into small pots. If that is not done, thin to four inches apart. Do not plant out until the weather becomes perfectly settled and warm. Cool nights or wet weather will check them.



Improved New York Purple

	pkt.	oz.	¼ lb.	1 lb.
<b>Early Long Purple</b> —Of distinct shade and fine quality	\$ 05	\$ 20	\$ 50	\$ 1 75
<b>Round Purple</b> —Medium, pear-shaped, pale purple, good	05	25	75	2 25
<b>Improved New York Purple</b> —The best large oval, deep purple, grown more extensively than any other sort	05	35	1 00	3 50
<b>Black Beauty</b> —Fruit broad and thick, rich deep black, spineless, very early	05	35	1 00	3 50
<b>Florida High Bush</b> —Bush grows high and stiff, fruit about like N. Y. Purple, fine shipper, one of the very best egg plants	05	15	1 00	3 50

# Useful Gourds



	pkt.	oz.	¼ lb.
<b>Nest-Egg</b> —Resemble in color, form and size, the eggs of hens; do not crack, and are uninjured by cold or wet. They make the very best nest-eggs. Do not plant in very rich soil, or the fruits will grow too large.....	\$ 10	\$ 15	\$ 50
<b>Sugar Trough</b> —By sawing off the upper portion large dishes or buckets may be made, which are useful for many household purposes. The shell when dried is thick and hard, light but very durable.....	10	15	50
<b>Dipper</b> —When grown on the ground the stems will be curved; as a climbing vine the weight of the blossom end will cause the stem to grow straight.....	10	15	50
<b>Dishcloth or Luffa</b> —A natural dishcloth, and a most admirable one, is furnished by the peculiar lining of this fruit, which is sponge-like and durable.....	10	15	50


# Kale or Borecole

**CULTURE**—Cultivated and grown exactly like cabbage. Sow early in the spring in a hot bed and when from one to two inches high, transplant into a bed or border that has been highly manured and deeply dug. The plants should stand two feet apart, in rows three feet apart. The soil should be kept mellow and free from weeds. Cover with litter or leaves during the winter. Plants started grown this way should be fit to blanch the following spring. The seed may also be sown early, in the open border, and transplanted in rows (as directed above) as soon as out of the seed leaf; but they will need to be a year older than the hot bed plants before being fit to blanch.

	pkt.	oz.	¼ lb.	1 lb.
<b>Ex. Curled Dwarf German Greens</b> —Very dwarf and spreading; best strain.....	\$ 05	\$ 10	\$ 25	\$ 80
<b>Curled Tall Green Scotch</b> —A taller growth of the above; late variety.....	05	10	20	75
<b>Siberian</b> —A fine dwarf variety.....	05	10	20	75

# Kohlrabi

**CULTURE**—This is an excellent vegetable and should be grown in every garden. Sow in the spring, in rows eighteen inches apart, afterwards thinning the plants to eight or ten inches. If the weather is suitable, the thinnings may be planted, but it is considered difficult to transplant. Keep the weeds down and when the thickened stem above ground is two or three inches through, they are fit to eat, and should be used at once, being tough when old. They are cooked the same as turnips, and when well grown and used at the proper stage, are tender and palatable.



	pkt.	oz.	¼ lb.	1 lb.
<b>Early White Vienna</b> Handsome and delicate, white ball.....	\$ 05	\$ 20	\$ 60	\$ 2 00
<b>Early Purple Vienna</b> Very good sort.....	05	25	75	2 50

Kohlrabi

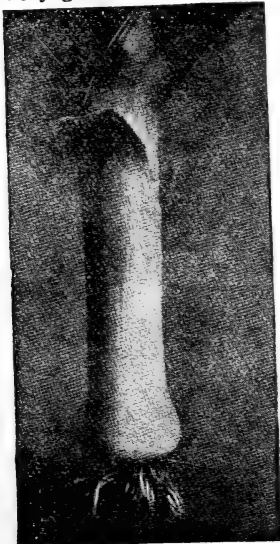
# LEEK

	pkt.	oz.	¼ lb.	1 lb.
<b>Best Large Flag Winter</b> —Hardy and productive.....	\$ 05	\$ 20	\$ 50	\$ 1 50
<b>Musselburg</b> —Large standard sort; remains long in good condition.....	05	20	50	1 50
<b>Large Carentan</b> —A superior variety with distinct and dark colored leaves; stout in habit and hardy.....	05	20	50	1 00

# LETTUCE

Ready for Use in 40 to 60 Days.

	pkt.	oz.	¼ lb.	1 lb.
<b>California Cream Butter</b> —Round, solid heads, medium green, good size, compact, rich buttery taste.....	\$ 05	\$ 10	\$ 25	\$ 80
<b>Deacon</b> —A large, solid cabbage-lettuce for summer.....	05	10	25	80
<b>Denver Market</b> —An early variety for forcing on open ground; large solid head; leaves beautifully marked and blistered; very crisp.....	05	10	25	80
<b>Early Curled Simpson</b> —A leading early sort; very tender.....	05	10	25	80



Large Flag Leek

# LETTUCE—Continued


	pkt.	oz.	¼ lb.	1 lb.
<b>Black Seeded Simpson</b> —A superior variety; large and of light color .....	\$ 05	\$ 10	\$ 25	\$ 80
<b>Early Prize Head</b> —Bright green, tinged with brownish red, tender, crisp	05	10	25	80
<b>Big Boston</b> —The best large heading early variety. Most popular variety for the Southern gardener who ships North. Also very valuable as first early in the North. Plants are large, vigorous; leaves bright, light green, very tender. Our strain is unsurpassed. Many gardeners in the South will plant only Vaughan's Big Boston .....	05	10	25	80
<b>Early Curled Silesia</b> —An early, erect growing, clustering variety, which may be sown very thick and cut while the plants are very young, at which time they are exceedingly tender, sweet and well flavored; color light green .....	05	10	25	80
<b>Grand Rapids Forcing</b> —Large, tender heads, one of the best for early forcing .....	05	10	25	80
<b>Iceberg</b> —Fine compact heads which resist summer heat admirably, is very popular; leaves curled and light green; crisp, tender .....	05	10	25	80
<b>Improved Hanson</b> —Very large and solid, sweet, crisp and tender.....	05	10	25	80
<b>Paris White Cos</b> —Fine if sown very early, requires tying up to blanch .....	05	10	25	80
<b>Tennisball White Seed</b> —A well-known forcing variety .....	05	10	25	80
<b>Tennisball Black Seed</b> —Forms close hard heads; good for forcing .....	05	10	25	80
<b>White Summer Cabbage</b> —Close heads of good size; fine for summer.....	05	10	25	80




**Big Boston—Head Lettuce**

# MELON—MUSK

**BURRELL'S GEM**—New Salmon-Fleshed Musk Melon—Grown in a comparatively cool location or at a considerable elevation, the Burrell Gem comes close to perfection, having fruits of good size, handsome appearance, and of fine flavor, but when grown in light, warm soils, the melons come with softer flesh and are liable to split or crack open at the blossom end. The melons are six to seven inches long by four and a half to five inches in diameter, rather sharply sloping at the ends. They are quite well ribbed and covered with a fine grayish netting. The skin is a rich dark green, contrasting finely with the deep orange-salmon colored flesh, sweet and tender. The flesh is thick and firm, ripening close to the skin, leaving only a thin rind.



	pkt.	oz.	¼ lb.	1 lb.
<b>Price of Burrell's Gem</b> .....	\$ 05	\$ 10	\$ 25	\$ 90
<b>Bay View</b> —Very prolific and of great size; oblong; green flesh, late .....	\$ 05	\$ 10	\$ 25	\$ 90
<b>Baltimore Market</b> —Oblong; orange flesh, fine quality .....	05	10	25	90
<b>Banaan</b> —Cucumber-shaped, highly perfumed, of indifferent quality; late.....	05	10	25	90
<b>Emerald Gem</b> —Small, extra early; smooth ribbed, dark green skin and orange flesh; quality first rate, very sweet.....	05	10	25	90
<b>ROCKY FORD</b> —This is the most popular of the basket melons; oval, light ribbed, densely covered with coarse green netting, flesh thick, green and sweet, highly flavored .....	05	10	25	90
<b>Tip Top</b> —Melons are round in form, well-ribbed; light green skin; flesh is thick, bright salmon in color, of luscious melting character; firm for shipping purposes .....	05	10	35	1 00
<b>Extra Early Hackensack</b> —Ripens ten days earlier than the Hackensack .....	05	10	25	90
<b>Green Nutmeg</b> —Named from its shape, green flesh, good for main crop.....	05	10	25	90




**Extra Early Hackensack**

<b>Green Montreal</b> —Large, round, netted, flesh thick and light green; late .....	05	10	25	90
<b>Golden Netted Gem</b> —Very early; is small and of fine flavor; green flesh .....	05	10	25	90
<b>Jenny Lind</b> —Small, but very early and of good quality; green flesh.....	05	10	25	90
<b>Long Yellow Canteloup</b> —Yellow flesh, well adapted for the North; late .....	05	10	25	90
<b>Late Hackensack</b> —Large, round, and of good quality; a popular variety .....	05	10	25	90
<b>Defender</b> —One of the best yellow fleshed; fine grained .....	05	10	25	1 00



# MELON—MUSK—Continued

	pkt.	oz.	¼ lb.	1 lb.
<b>Mango Melon or "Vine Orange"</b> —(Also called "Vegetable Peach")—Size, shape and color of an orange; thick, meaty flesh; besides its use for preserving or pickling, it can be fried like Egg Plant when partly ripe	\$ 05	\$ 10	\$ 25	\$ 90
<b>Netted Beauty</b> —Extra early, densely netted; flesh pale green	05	15	25	90
<b>Osage</b> —Cocoanut shaped, yellow flesh, light green, netted skin; good quality, intermediate	05	10	25	90
<b>Pineapple</b> —Medium sized, oval shaped, tapering to stem; flesh green, very thick; delicate and exceedingly high flavored; intermediate	05	10	25	90
<b>Paul Rose or Tetofsy</b> —Unsurpassed in quality, unexcelled for shipping; flesh firm, rich orange color, covered with dense netting not ribbed	05	10	25	90
<b>Princess</b> —Salmon fleshed, very distinct, nearly round, dark green, netted, sweet and luscious	05	10	25	90
<b>Shumway's Giant</b> —Very large, cream yellow, very distinct, salmon colored flesh, sweet and luscious	05	10	25	90
<b>The Banquet</b> —Beautifully netted medium sized, flesh rich salmon	05	10	25	90
<b>The Surprise</b> —Early, oblong, with rich orange flesh of good quality	05	10	25	90
<b>Emerald Gem</b>	05	10	25	90
<b>White Japan</b> —Early, with light green flesh and white skin	05	10	25	90
<b>Texas Cannon Ball</b> —Round, finely netted, green flesh	05	10	25	90



## Mustard


**CULTURE**—Sow thickly during early spring in shallow drills, and press the earth well down. For fall salad, sow in September or in frames or boxes during the winter.

	pkt.	oz.	¼ lb.	1 lb.
<b>Black</b> —These seeds form the mustard of commerce	\$ 05	\$ 10	\$ 15	\$ 35
<b>White London</b> —Leaves used for salad while young; grows very rapidly	05	10	15	35
<b>Giant Southern Curled</b> —Very large leaves	05	10	15	35
<b>Chinese Curled</b> —Fine leaf, excellent for salad	05	10	15	35

# MELON—WATER

Ready for Use in 60 to 90 Days.

	pkt.	oz.	¼ lb.	1 lb.
<b>Black Boulder</b> —Nearly round, very large; black green, fine shipper	\$ 05	\$ 10	\$ 20	\$ 50
<b>Black Diamond</b> —Very fine color, good shipper	05	10	20	50
<b>Black Spanish</b> —Large, roundish, nearly black, dark red flesh; early	05	10	20	50
<b>Citron</b> —Round and handsome, for preserving; late	05	10	20	50
<b>Cole's Early</b> —Very early, very sweet; fine home melon	05	10	20	50




**Halbert Honey**

<b>Cuban Queen</b> —Solid and heavy, skin marked regularly; excellent quality early	05	10	20	50
<b>Dark Iceing</b> —Solid, with dark thin green skin; of superior quality; white seed, early	05	10	20	50
<b>Dixie</b> —A new melon of excellent quality; very large and solid, flesh red; intermediate	05	10	20	50
<b>Duke Jones</b> —Early, large round, fine flavor, fine shipper	05	10	20	50
<b>Florida Favorite</b> —A superior strain; improvement on Rattlesnake; intermediate	05	10	20	50
<b>Fordhook Early</b> —An extra early, of extra fine flavor, and large size, color a uniform green; average weight from 30 to 40 pounds	05	10	20	50
<b>Georgia Rattlesnake</b> —Oblong, dark and striped; bright red flesh; late	05	10	20	50
<b>Gray Monarch or Long Light Iceing</b> —Largest melon grown; crimson flesh; fine; late	05	10	20	50
<b>Halbert Honey</b> —Brought out by Burpee a couple of years ago as the sweetest of all melons, and I am inclined to believe that he is right about it. They are much like Kleckley, but longer in shape; dark green, very sweet and very tender. Break easily in handling. Large size and fine for home use or nearby market.	05	10	25	60

# MELON-WATER-Continued

	pkt.	oz.	¼ lb.	1 lb.
<b>Iceberg (Blue Gem)</b> —Large, thick oval form, rich dark green, fine shipper	\$ 05	\$ 10	\$ 20	\$ 50
<b>Hungarian Honey</b> —A very early sort from Hungary; fine for northern latitudes; perfectly round, flesh brilliant red, seeds very small	05	10	20	50
<b>Kentucky Wonder</b> —Oblong, dark green skin, scarlet flesh	05	10	20	50
<b>Kleckley's Sweet or Monte Christo</b> —Oblong, rich dark green, flesh bright scarlet; very sweet	05	10	25	60
<b>Jones' Jumbo</b> —Very large, fine green color, meat deep red, fine shipper	05	10	20	50
<b>Kolb Gem</b> —Large, bright red flesh, of fine quality and a good shipper, intermediate	05	10	20	50
<b>Light Ising</b> —Round, pink flesh, of fine quality	05	10	20	50
<b>Mountain Sweet</b> —Large oval variety, green rind, flesh scarlet, sweet and delicious; fine for home garden	05	10	20	50
<b>Melver's Sugar</b> —Resembles the Rattlesnake, but is very much superior, fine shipper	05	10	20	50
<b>Mammoth Ironclad</b> —Long, very late, red flesh, good shipper	05	10	20	50
<b>Peerless or Ice Cream</b> —Very early; red flesh, good home melon	05	10	20	50
<b>Phinney's Early</b> —Early and of fine quality; red flesh, fine for the North	05	10	20	50
<b>Sweet Mountain</b> —An old and reliable sort; flesh red, late	05	10	20	50
<b>Seminole</b> —Very large; quality first rate; intermediate	05	10	20	50
<b>Stoke's Extra Early</b> —A distinct melon, earliest of all, nearly round, dark green skinned, delicious sugar flavor, seed small, one of the best for the North	05	10	20	50
<b>Sweetheart</b> —One of the best early shipping melons; fruit large, oval, mottled, light green, flesh bright red, firm, melting and sweet	05	10	20	50
<b>Alabama Sweets</b> —Long, dark green, fine flavor, fine shipper	05	10	25	60



Cuban Queen

## MARTYNIA

### FOR PICKLES

**CULTURE**—Sow in May in the open ground, three feet apart in each direction, where the plants are to remain; or the seed may be sown in a hot bed and seedling afterward transplanted. Both varieties are productive and fine for pickles. Pick when small and tender, and preserve the same as cucumbers.

**Proboscidea**—

pkt.	oz.	¼ lb.	1 lb.
\$ 05	\$ 25	\$ 75	\$ 2 50

## Nasturtiums


**CULTURE**—Sow as soon as all danger of frost is past, in drills about an inch deep. The tall kinds require fences or poles on which to climb. The seeds are used for flavoring pickles or as a substitute for capers.

**Tall Mixed**—

pkt.	oz.	¼ lb.	1 lb.
\$ 05	\$ 15	\$ 30	\$ 1.00

**Dwarf Mixed**—

pkt.	oz.	¼ lb.	1 lb.
\$ 05	\$ 15	\$ 30	\$ 1.00




Nasturtium Dwarf

## Okra or Gumbo

**CULTURE**—Sow late in the spring, after the ground has become warm, in drills three feet apart, where the plants are to remain. Thin out from nine to twelve inches. They should be well manured. They may also be raised in pots or a hot bed and transplanted.

<b>Dwarf</b> .....	\$ 05	\$ 10	\$ 15	\$ 60
<b>Long Green</b> .....	05	10	25	60
<b>Early Dwarf</b> .....	05	10	25	60
<b>White Velvet</b> —Long pods; fine flavor; very tender	05	10	25	60



Okra or Gumbo


# ONION

Ripens in 65 to 120 Days.

**AUSTRALIAN BROWN—The Great Set Onion**—A grand new onion from Australia. This is a truly remarkable variety, remarkable in three ways: 1st, they ripen extremely early; 2nd, they keep almost indefinitely, much longer than will any other onion; 3rd, they never make any thick necks or scullions.

pkt.	oz.	1/4 lb.	1 lb.
\$ 05	\$ 20	\$ 50	\$ 1 50
pkt.	oz.	1/4 lb.	1 lb.

<b>Large Red Wethersfield</b> —Half early, and a good keeper; standard sort .....	\$ 05	\$ 20	\$ 50	\$ 1 75
<b>Globe Wethersfield</b> —Cross between Red Wethersfield and Large Red Globe, beautiful onion, fine keeper, fine for the market gardener .....	05	20	50	1 75
<b>Large Red Globe</b> —Southport strain, one of the best reds, good keeper .....	05	20	50	1 75
<b>White Barletta</b> —Small white sort; earliest of all, fine for pickling .....	05	20	50	1 50
<b>New Queen</b> —Very early small white sort, the best for pickling .....	05	20	50	1 50



Southport White Globe

<b>Large White Portugal</b> —Standard sort, flat .....	05	20	50	1 50
<b>Large White Globe</b> —Large Southport strain .....	05	20	60	2 00
<b>Giant White Tripoli</b> —Very large white .....	05	20	75	2 25
<b>Early Red Flat</b> —Color of Wethersfield, early .....	05	20	50	1 75
<b>Yellow Danvers (Flat)</b> —A standard sort, rather oval, early, good keeper .....	05	20	40	1 50
<b>Yellow Globe Danvers</b> —Of more globular shape; keeps well .....	05	20	40	1 50
<b>Large Yellow Globe</b> —Southport strain, large, firm, mild, good keeper .....	05	20	50	1 75
<b>Yellow Strasburg</b> —Fine keeper, the great set onion .....	05	20	40	1 50
<b>Maul's Prizetaker</b> —Very large, beautiful onion, white flesh, skin straw color; sweet, mild, tender; keeps medium .....	05	20	50	1 75
<b>Early Red Globe</b> —Fine onion, mild and tender; not good keeper .....	05	20	50	2 00
<b>Australian Yellow Globe</b> —Most handsome globe onion with a brownish-yellow skin and crisp fine-grained white flesh. They average from 2 to 2 1/2 inches in diameter and ripen a little earlier than the Red Globe .....	05	20	50	1 75
<b>Mammoth Silver King</b> —Very large, white skin and flesh, mild flavor, flat shape; frequently weigh three lbs. ....	05	25	50	1 75
<b>New Crystal White (Teneriffe Seed)</b> —Large pure white, finest slicing onion for the home garden. True seed is very scarce .....	05	25	70	2 50
<b>White Bermuda (Teneriffe Seed)</b> —The Bermudas are the earliest onions in the market, and are grown extensively in the South. Outer skin straw color, flesh pure white .....	05	25	60	2 25
<b>Red Bermuda (Teneriffe Seed)</b> —Similar to the white, but with red skin .....	05	25	60	2 25



## Onion Sets, Top, Etc.

PRICES ON APPLICATION

Yellow Onion Sets, Bottom .....	Yellow Potato Onions
Red Onion Sets, Bottom .....	White Potato Onions
White Onion Sets, Bottom .....	Top or Button Onions

## PEAS

Ready for the Table in 50 to 70 Days.


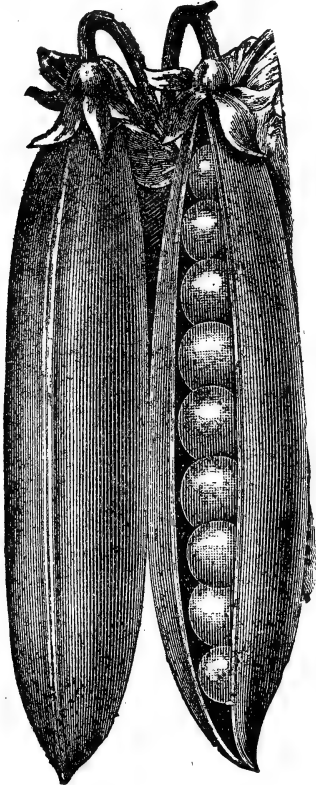
**CULTURE**—A week may be gained in earliness by sowing a quantity in moist sand, placed in a box in the cellar, planting outside when well sprouted. Light dry soil, not over rich, suits the pea. Sow as early as the ground can be worked, and again every ten days, for succession, up to the first of June, after which there is danger from mildew. Sow in single or double rows, from four to six feet apart, according to the different heights, about an inch apart in rows (except such sorts as we note to sow thin) and four inches deep. Hoe often and keep the ground clean and fine. The tall sorts can be made to bear more freely by pinching-in. The dwarf varieties may be grown in beds like Bush Beans, with rows about the same distance apart. The notes which are sometimes found in peas are caused by the Pea Weevil, (Bruchus pisi.) This insect is a native of this country, but, as usual with such pests, has spread rapidly and is now found nearly all over the world. The beetles lay their eggs on the young pods

# PEAS—Continued

and the larvae, as soon as hatched, make their way through the pods into the nearest peas. They do not, as is sometimes supposed, destroy the germ, for peas will grow if they are infested, but the plant is likely to be more feeble, and for this reason will not produce as large a crop as if free from the weevil.

Peas marked thus (\*) are wrinkled.

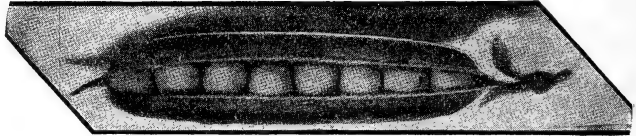
\***GRADUS**—A new English variety of the wrinkled peas; it is very hardy, so much so that, unlike most of its type, it can be planted extremely early; the vine grows about 2½ feet high, is vigorous and very productive; the pods are large and well-filled with good sized peas, seven to nine usually in a pod. The Gradus is the earliest wrinkled pea in cultivation and one of the most delicious in quality.



**Nott's Excelsior—The Best Early Wrinkled Pea Sold.**

\***NOTT'S EXCELSIOR**—The Finest Dwarf Wrinkled Extra Early Variety—It is the best of recent introductions; vines are larger and more vigorous than the American Wonder, while the pods are fully one-third larger, containing six to eight fine large peas, packed so closely together in the pods that the peas are always more square than round. The pods are always well filled with peas, which in sweetness and quality have no equal, being superior to any other wrinkled sort.

\***THOS. LAXTON**—The only rival to the famous Gradus—as a long-podded extreme-early wrinkled pea—and in some respects even better. The growth is identical, but the pods are a deeper, richer green and square at the end. In the judgment of experts, Thos. Laxton is even sweeter and finer in flavor, while as the large peas are of a deeper green they present a more attractive appearance on the table.



**Alaska**

**SURPRISE or ECLIPSE**—One of the best of the new wrinkled peas. The vine grows 20 to 24 inches high, requiring no sticks. One of the most profitable sorts for the gardener to grow. Same price as Gems.

## EXTRA EARLY PEAS


	Height in ft.	pkt.	pt.	qt.	pk.	bu.
*Nott's Excelsior	2½	05	20	30	2 00	7 00
*Gradus	2½	05	25	40	2 00	7 00
*Thos. Laxton	2½	05	25	40	2 00	7 00
Rural New Yorker—Very early; prolific and uniform in ripening	2½	05	15	25	1 75	6 00
First and Best—Early, resembling Early New Yorker	2½	05	15	25	1 75	6 00
Alaska—One of the very earliest blue peas; quite productive	2½	05	15	25	1 60	6 00
*Alpha—An extra early wrinkled pea; sow thick	3	05	15	30	1 75	6 00
*American Wonder—Nearly as early as Alaska, a good yielder, extra quality	¾	05	20	30	2 00	7 00
*Little Gem—McLean's very desirable early pea, great producer, good quality	1¼	05	15	25	1 75	6 00
*Premium Gem—Earlier than Little Gem, better quality	1	05	15	25	1 75	6 00
Extra Early Tom Thumb—Well known old variety	¾	05	15	25	1 75	6 00

## EARLY AND MEDIUM PEAS

*McLain Advancer—A fine standard sort of excellent quality	2½	05	15	25	1 75	6 00
*Horseford Market Garden—On the style of Advancer; very prolific	2½	05	15	25	1 75	6 00
*Everbearing—Long pods and large peas; sow thin	2½	05	15	25	1 60	6 00
*Abundance Bliss—Medium early; vine fine	1½	05	15	25	1 75	6 00
*Telephone—Very valuable, vigorous grower, pods large, sweet	4	05	15	25	1 60	6 00
Pride of the Market—Pods large	3	05	15	25	1 60	6 00
Dwarf Telephone or Daisy—A medium late pea that needs no brushing. It is of dwarf, stock habit, healthy, vigorous growth, and productive, bearing large, handsome pods and peas of highest quality	05	15	30	2 00	7 50	

## LATE PEAS

*Champion of England—A well-known standard pea; sow thick	5	05	15	25	1 60	5 00
*Herolite—Large, full pods, enormously productive	2½	05	15	25	1 60	5 00
*Yorkshire Hero—A spreading variety, very productive; sow thin	2½	05	15	25	1 50	5 00
Melting Sugar—One of the best edible pod sorts	4	05	25	30	1 60	5 00
Mammoth Sugar—Gray seed, immense edible pods	5	05	25	30	1 75	6 00
Tall Sugar—White seed, edible pod	5	05	25	30	1 75	6 00
*Dwarf Wrinkled Sugar—Large, well filled pods, very productive	1½	05	25	35	1 75	6 00
*Stratagem—The finest second early, vigorous and productive; eight to ten large peas in pod, unsurpassed in quality	2 to 3	05	15	25	1 55	6 00
Marrowfat, Black-Eyed—The best Marrowfat	4 to 5	05	15	25	80	4 00
Marrowfat, White—An old standard sort, quality inferior, great yielder	4 to 5	05	15	25	80	4 00



Chinese Giant

## PEPPER

**CULTURE**—Sow in hot beds in March, and when the soil has become warm, set in rows two feet apart and eighteen inches in the rows, hoe frequently and keep down all weeds. The plants may also be forwarded in pots.

	pkt.	oz.	¼ lb.	1 lb.
<b>Sweet Golden Queen</b> —Very handsome and distinct, and of mild flavor....	\$ 05	\$ 20	\$ 60	\$ 1 75
<b>Ruby King</b> —Beautiful bright red, large fruit, mild, one of the best; fine for pickles .....	05	20	60	1 75
<b>Large Squash</b> —Productive, much used for pickling .....	05	20	60	1 75
<b>Long Red Cayenne</b> —Bright red, very productive .....	05	20	60	1 75
<b>Large Bell or Bull Nose</b> —Large and mild, excellent for pickling .....	05	20	60	1 75
<b>Procopp Giant</b> —Very large size and brightly colored, fine flavor .....	05	20	60	1 75
<b>Red Cherry</b> —Cherry shaped; for pickles, for which they are largely used .....	05	20	60	1 75
<b>Red Cluster</b> —A new type of Chili, with upright bright red fruits .....	05	20	60	2 00
<b>Sweet Mountain</b> —Large, regular and of mild flavor, one of the best for pickling .....	05	20	60	2 00
<b>Celestial</b> —A Chinese Pepper; at first fruit is yellow, and when fully matured becomes a deep scarlet .....	05	20	60	2 00
<b>Chinese Giant</b> —(See Cut)—A very large, fine, mild red pepper. Not only is it immensely productive for so large a pepper, but its enormous size and magnificent appearance make it sell most readily. The plants are vigorous in growth, well branched and thickly set with enormous fruits. Fruits blocky, 4 to 5 inches broad, color brilliant scarlet .....	05	25	75	3 00



Parsnip

## Parsnip

	pkt.	oz.	¼ lb.	1 lb.
<b>Hollow Crown</b> —A market gardener's strain .....	\$ 05	\$ 10	\$ 20	\$ 50
<b>Long Smooth White</b> —Long white, smooth, no side roots; tender and excellently flavored .....	05	10	20	50
<b>Student</b> —A half long variety of delicious flavor....	05	10	20	50

## Parsley


**CULTURE**—Soak the seeds a few hours in luke warm water, and sow early in the spring until the middle of July, in drills one foot apart. Thin out the plants to four inches. To preserve in winter transplant to a light cellar or cold frame.

	pkt.	oz.	¼ lb.	1 lb.
<b>Double Curled</b> —Superior .....	\$ 05	\$ 10	\$ 20	\$ 50
<b>Champion Moss Curled</b> —Very pretty and one of the very best .....	05	10	20	50
<b>Fern-Leaved</b> —Fine curled .....	05	10	20	50
<b>Hamburg or Rooted</b> —Edible roots, much like parsnips .....	05	10	20	50




# PUMPKIN

**CULTURE**—May be planted middle of spring, among corn or in the field or garden, in hills 3 or 10 feet apart each way, 4 seeds in a hill. In other respects are cultivated in the same manner as melons and cucumbers. Avoid planting near other vines.



Connecticut Field



Large Cheese

	pkt.	oz.	¼ lb.	1 lb.
Large Cheese—Flat; one of the best varieties for family use; good keeper	\$ 05	\$ 10	\$ 15	\$ 40
Sweet or Sugar—Fine grained, sweet and prolific; small yellow, best for pies	05	10	15	40
Quaker Pie—Fine for pies, very prolific and a good keeper	05	10	20	60
Striped Cushaw—Medium size, crookneck, very productive	05	10	20	60
Golden Cushaw—Fine golden color	05	10	20	60
White Cushaw—Fine white color	05	10	20	60
Red Etampes—Medium size, flat, fine for cooking	05	10	20	60
Mammoth Potiron—Grows to an enormous size, 150 to 275 pounds; fine for exhibition	05	10	20	60
Mammoth Tours—A very large French variety	05	10	20	60
Tennessee Sweet Potato—Bell shaped; thick, white flesh, fine for pies	05	10	20	60
Connecticut Field—Grown for stock; very productive	05	10	10	25

## RAPE

### DWARF ESSEX



A most profitable forage plant. We can think of no simple change which would do more to increase the profitableness of American farming than a more general use of Dwarf Essex Rape. It is an inexpensive crop, costing but little for seed or for cultivation, is very hardy, can be made to take the place of some crop that has failed, and will yield an enormous crop of forage, or it can be sown after harvest as a cover crop, and, when fed off by stock, particularly sheep, will rapidly restore the fertility of exhausted soils. It is important that the true biennial Dwarf Essex Rape should be used, and not the annual sort, which is not only much less valuable as a crop, but which when once introduced, becomes a pernicious weed very difficult to eradicate.

MANY FARMERS are sowing Dwarf Essex Rape with their wheat or other spring sowing crops, putting it right in the drills with the grains sown. The Rape plants do not develop sufficiently to interfere with the growing grain, but after harvest comes on rapidly. It does well to sow after the corn has been laid by and when the corn has been husked it furnishes the very best pasture, in connection with the stalks.

One pound, 15 cents; five pounds, 50 cents; twelve pounds, \$1. 25 lbs. and over, 8 cents per pound. For larger lots, write for special prices.

## Rhubarb


	pkt.	oz.	¼ lb.	1 lb.
Mammoth—Very large, but good quality	\$ 05	\$ 15	\$ 40	\$ 1 25
Linnaeus—The earliest	05	15	40	1 25
Victoria—Very fine in quality, but small	05	15	40	1 25
Roots—Per dozen, 60 cents; per 100, \$4.00.				

# RADISH

Ready for Use from  
18 to 25 Days.



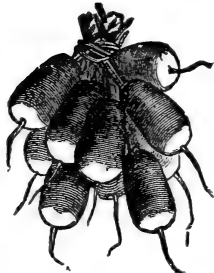
Icicle



**CRIMSON GIANT**—This we consider the greatest new radish in the last ten years. It is of German origin. It is an early radish, looking much like the old Early Scarlet Globe, but more perfect in shape and color. It comes as early as any radish, but the amazing thing about it is that it keeps on growing and remains tender, solid and sweet, till it gets as large as a teacup or larger. Just imagine the nicest Scarlet Globe Radish you ever saw, deep red outside and pure white inside, fine flavor, and as large as a teacup and you will have a good idea of it.

## Early Scarlet Turnip White Tipped

	pkt.	oz.	¼ lb.	1 lb.
<b>Crimson Giant</b> .....	\$ 05	\$ 10	20	\$ 50
<b>Turnip Early Scarlet</b> —Very early, crisp; good forcing .....	05	10	20	50
<b>Turnip Early Deep Scarlet</b> —Very early; used for forcing .....	05	10	20	50
<b>Turnip Early Scarlet White Tipped</b> —Very early, for frames or outdoors.				
This is one of the best for market gardeners .....	05	10	20	50
<b>French Breakfast</b> —Earliest, most handsome, tender and crisp. Deep, glossy crimson with white tips .....	05	10	20	50
<b>*Rosy Gem</b> —One of the very best for market gardeners; very early, tender, beautiful scarlet, shading off into a white tip .....	05	10	20	50
<b>*Turnip Early Ne Plus Ultra</b> —Extra early scarlet forcing, short leaved .....	05	10	20	50
* <b>Turnip Early Deep Blood Red</b> —Extra early forcing sort .....	05	10	20	50
* <b>Turnip Early White or Box</b> —Suitable for forcing, fresh, pure white and sweet .....	05	10	20	50
<b>Turnip Yellow Summer</b> —Dull yellow, fine flesh .....	05	10	20	50
<b>Turnip Golden Summer</b> —Smooth and bright skin .....	05	10	20	50
<b>Turnip Gray Summer</b> —Good solid summer sort .....	05	10	20	50
* <b>Olive-Shaped French Breakfast</b> —Pink and white, early; standard sort .....	05	10	20	50
<b>Olive-Shaped White</b> —Mild and fine for summer .....	05	10	20	50
* <b>Long Scarlet Short Top</b> —Very long and crisp, for frames and open ground .....	05	10	20	50
* <b>Long Brightest Scarlet</b> —White tipped, very bright and beautiful .....	05	10	20	50
* <b>Long Scarlet Chartier White Tipped</b> —Shades from crimson to white; tender .....	05	10	20	50
* <b>Long Wood Early Frame</b> —Long, red, crisp, and good for forcing .....	05	10	20	50
<b>Long White Vienna or Lady Finger</b> —Crisp and tender in summer; one of the best .....	05	10	20	50
<b>*The Icicle</b> —A new introduction of the Long White; beautiful ivory white color; fine slender form, quality excellent; very early; fine for market .....	05	10	20	50
<b>*White Starsburg Summer</b> —Very large; the German's favorite; quality fine .....	05	10	20	50
<b>White Stuttgart Summer</b> —Very early and very large .....	05	10	20	50
<b>*Winter Rose China</b> —Very handsome and distinct, and keeps well .....	05	10	20	50
<b>Winter Round Black Spanish</b> —Fine for winter .....	05	10	20	50
<b>Winter Long Black Spanish</b> —The popular winter sort .....	05	10	20	50
<b>Winter California White Mammoth</b> —A very large white winter variety .....	05	10	20	50



French Breakfast

# Salsify, or Vegetable Oyster

	pkt.	oz.	¼ lb.	1 lb.
<b>Long White French</b> .....	05	\$ 10	\$ 30	\$ 1 00
<b>Mammoth Sandwich Island</b> —Large and superior .....	05	15	40	1 50


# SPINACH

<b>Viroflay Thick Leaved</b> —Has very large and thick leaves .....	\$ 05	\$ 10	\$ 15	\$ 25
<b>Curled-Leaved Savoy or Bloomsdale</b> —Large, tender leaves, fine .....	05	05	10	25
<b>Long-Standing Round Thick Leaved</b> —Dark green, very long standing before running to seed .....	05	05	10	25
<b>Prickly</b> —Vigorous and hardy .....	05	05	10	25
<b>New Zealand</b> —Entirely different from the tree Spinach in type and in that it thrives during hot weather and in any soil, rich or poor. The tender shoots are of good quality and may be cut throughout the summer. Plant three or four seeds in hills two feet apart each way. This Spinach can be used in August or September or up till frost. By using only the leaves it will sprout out again .....	05	10	30	1 00

# Squash


	pkt.	oz.	¼ lb.	1 lb.
<b>Early Golden Bush Scallop</b> —Fine for summer use, not as early as the White	\$ 05	\$ 10	\$ 20	\$ 60
<b>Early White Scallop Bush</b> —A good early shipping variety, best scallop	05	10	20	60
<b>Golden Summer Crookneck</b> —One of the very best summer squashes	05	10	20	30
<b>Egg Plant Bush Squash</b> —A white fleshed bush variety, oval in shape; suitable for frying like Egg Plant	05	10	20	60
<b>Early Orange Marrow</b> —An improved Boston Marrow; quite distinct, very early and of most delicious flavor; suitable for fall or winter	05	10	20	60

## THE FAXON SQUASH



<b>Boston Marrow</b> —Oval, bright orange, flesh yellow and fine	05	10	20	60
<b>Hubbard</b> —Well known and liked for late use; of superior quality	05	10	20	80
<b>Warty Hubbard</b> —More warty, harder shell, better keeper, true stock	05	10	20	80
<b>Red or Golden Hubbard</b> —Fine reddish or golden color, large size, fine quality	05	10	20	80
<b>The Faxon</b> —Medium size, very early, productive; orange flesh of fine quality	05	10	20	75
<b>Turban</b> —Orange yellow flesh of good flavor	05	10	20	60
<b>Bay State</b> —With hard, blue shell; for fall and winter	05	10	20	60
<b>Pike's Peak or Sibley</b> —Thick, bright orange flesh, fine winter sort	05	10	20	75
<b>Essex Hybrid</b> —A good fall and winter sort	05	10	20	75
<b>Marblehead</b> —Resembling the Hubbard, but has gray skin	05	10	20	75
<b>Perfect Gem</b> —Round, white, fine quality, productive, good for fall or winter	05	10	20	75
<b>Fordhook</b> —One of the best winter squashes; fine quality, bright yellow	05	10	20	75
<b>Pine Apple</b> —Peculiar shape, white skin and flesh; fine late sort	05	10	20	75
<b>Canada Crookneck</b> —Small, well-known winter sort, green skin	05	10	20	75
<b>Mammoth Chili</b> —Grows to an enormous size; rich, orange yellow	05	10	20	75

# Tomato



Earliana

	pkt.	oz.	¼ lb.	1 lb.
<b>Chalk's Early Jewell</b> —An extremely early variety of brightest scarlet color, deep fruited and solid. Very few seeds and of excellent flavor	\$ 05	\$ 30	\$ 80	\$ 2 00
<b>Earliana</b> —It is a full week ahead of all others. Plants of strong growth and very productive. Fruits large, deep red, and of superior quality. Smooth and free from cracks	05	20	50	1 75
<b>Matchless</b> —Extra large, smooth and handsome; bright red, very solid	05	20	50	1 75
<b>Ponderosa</b> —The largest variety in cultivation	05	35	1 00	3 00
<b>Atlantic Prize</b> —The earliest of all; smooth, bright red and solid	05	20	50	1 75
<b>Dwarf Champion</b> —Quite distinct in foliage and habit of growth, being compact and upright; fruits early and resembles Acme in appearance	05	20	50	1 75





# TOMATO—Continued

	pkt.	oz.	¼ lb.	1 lb.
<b>Ignotum</b> —Very prolific, earliest of the large, deep red, smooth varieties....	\$ 05	\$ 20	\$ 60	\$ 2 00
<b>Perfection (Livingston)</b> —Early, regular and productive, red, heavy cropper.	05	20	50	1 75
<b>Favorite (Livingston)</b> —Large, smooth, productive and good shipper	05	20	50	1 75
<b>Beauty (Livingston)</b> —Large, smooth, pinkish-red, thick flesh, regular form	05	20	50	1 75
<b>Stone (Livingston)</b> —Very large, perfectly smooth, fine bright scarlet; best main crop	05	20	50	1 75
<b>Acme</b> —Medium, red, smooth and good; one of the best earlies	05	20	50	1 75
<b>Early Advance</b> —Bright red, medium sized, smooth, solid, very early	05	20	60	2 00
<b>Royal Red</b> —A first class main crop variety; skin and flesh intense red	05	20	60	2 25
<b>Trophy, Large</b> —Very solid, standard late sort, grown extensively for canning	05	20	50	1 75
<b>Conqueror</b> —Very early, fruit of medium size	05	20	60	2 25
<b>Yellow Plum</b> —Round and regular, bright yellow; used for pickles	05	20	60	2 25
<b>Peach</b> —Resembles a peach, for preserves, pickles and exhibition; quality excellent	05	20	60	2 25
<b>Yellow Peach</b> —Very handsome in form, and of a beautiful clear yellow color, is useful to contrast with other sorts	05	25	75	2 50
<b>Red Cherry</b> —Fruit about an inch in diameter, in bunches; used for pickles	05	25	75	2 50
<b>Yellow Cherry</b> —Similar to preceding, save in color	05	25	75	2 50
<b>Red Pear-Shaped</b> —Fruit of peculiar shape, handsome and solid	05	25	75	2 50
<b>Upright Station Tree</b> —The earliest of all to ripen a small part of its fruit; it grows in a compact manner; and is well adapted to pots	05	25	80	3 00
<b>Ground Cherry (Husk Tomato)</b> —Small and ornamental fruit used for preserves	05	25	60	2 25
<b>Golden Queen</b> —Large size, handsome, very smooth, good quality	05	20	60	2 25
<b>Golden Trophy</b> —Similar to the Red Trophy	05	20	60	2 25
<b>Tree Tomato</b>	05	30	80	2 50

# TURNIP

	pkt.	oz.	¼ lb.	1 lb.
<b>Early Milan White</b> —Very early, white top	\$ 05	\$ 10	\$ 20	\$ 60
<b>Early Milan Purple</b> —Earliest of all; with purple top	05	10	20	60
<b>Purple Top Munich</b> —One of the earliest	05	10	20	60
<b>White Egg</b> —Oval, handsome and sweet	05	10	20	45
<b>Early Dutch</b> —Rather flat; good white early sort	05	10	20	45
<b>Cow Horn</b> —Early and good; shaped like a Nantes carrot	05	10	20	45
<b>Red or Purple Top Strap Leaf</b> —The popular flat fall sort; sweet, firm and mild	05	10	20	45



<b>Pomeranian White Globe</b> —Large, good for both table and stock	05	10	20	45
<b>Purple Top White Globe</b> —A standard sort in the New York market; nothing better	05	10	20	45
<b>White Norfolk</b> —Globular, late, solid, very large, fine for stock	05	10	20	45
<b>White Strap Leaf Flat</b> —A good early white flat sort	05	10	20	45
<b>White Globe</b> —Good either for table or stock; one of the best	05	10	25	45
<b>Yellow Globe</b> —Good and sweet; keeps fairly well	05	10	20	40
<b>Yellow Stone</b> —Fine hard winter sort	05	10	20	40
<b>Golden Ball or Orange Jelly</b> —Very handsome; keeps fairly well	05	10	20	40
<b>Snowball or Six Weeks</b> —A very rapid growing, small variety that will mature in forty days from sowing of seed. Flesh sweet and tender	05	10	20	40
<b>Sweet German</b> —White, hard, firm, sweet; must be sown early; partakes of the nature of Ruta Baga	05	10	20	40
<b>Yellow Aberdeen</b> —Hardy, productive and a good keeper	05	10	20	40

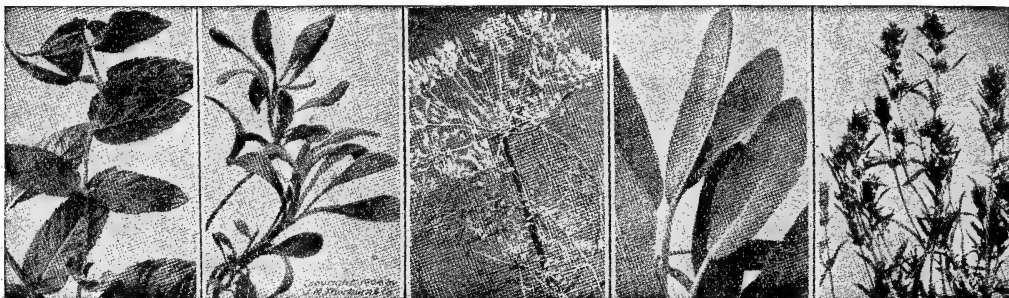
# Rutabaga, or Swedish Turnip

	pkt.	oz.	¼ lb.	1 lb.
<b>Monarch</b> —Distinct in form; a grand, good variety; very large yielder; grown mostly above the ground; flesh rich yellow	\$ 05	\$ 10	\$ 20	\$ 45
<b>Improved American Purple Top</b> —Very hardy variety; flesh yellow, sweet and well flavored; deep purple; has but little neck	05	15	20	45
<b>Carter's Imperial Hardy</b> —A purple topped variety, growing to a large size, single to root; good flavor	05	15	20	45
<b>White Sweed or Russian</b> —Excellent variety for either table or stock; white flesh, fine flavor, good keeper	05	10	20	45

# Aromatic, Medicinal and Pot Herbs

## GENERAL CULTURE DIRECTIONS

Most of the varieties thrive best on rich sandy soil, which should be carefully prepared and well cultivated, as the young plants are for the most part delicate and easily choked out by weeds. Sow as early as the ground can be made ready, in drills sixteen to eighteen inches apart, taking pains that the soil is fine and pressed firmly over the seed, or they may be planted as a second crop, the seeds sown in beds in April and the plants set out in June. Most of them should be cut when in bloom, wilted in the sun and thoroughly dried in the shade.



Peppermint

Lavender

Fennel

Sage

Summer Savory

**Anise**—A well known annual herb whose seeds, which have an agreeable aromatic odor and taste, are used for dyspepsia and colic and as a corrective of griping and unpleasant medicines. Sow early and thin to three inches apart in the row. Oz., 10c; ¼ lb., 30c; lb., \$1.00.

**Balm**—A perennial herb, easily propagated by division of the root or from seed. The leaves have a fragrant odor, similar to lemons, and are used for making balm tea for use in fevers and a pleasant beverage called balm wine. Plant early and thin to ten inches apart. Oz., 25c; ¼ lb., 75c; lb., \$2.50.

**Basil, Sweet**—A hardy annual from the East Indies. The seeds and stems have the flavor of cloves and are used for flavoring soups and sauces. Oz., 15c; ¼ lb., 40c; lb., \$1.50.

**Caraway**—Cultivated for its seed, which is used in confectionery, cakes, etc. The leaves are sometimes used in soups. If sown early in August, the plants will give a fair crop of seed the next season, but when sown in the spring will not seed until the next year. Plant in drills two or three feet apart and thin to six inches apart in the row. Oz., 10c; ¼ lb., 25c; lb., 75c.

**Caraway for Flavoring**—Oz., 10c; 2 ozs., 15c; ¼ lb., 20c; lb., 50c.


**Cat Mint or Catnip**—A hardy perennial, well known as a valuable mild nervine for infants. The plants should be pulled up by the roots when in full flower and dried in the shade. The seed may be sown either in the fall or early spring, in drills, twenty inches apart. Oz., 30c; ¼ lb., \$1.00; lb., \$3.00.

**Coriander**—A hardy annual, cultivated for its seed, which has an agreeable taste, and is used in confectionery and to disguise the taste of medicine. Sow early in the spring and gather on a dry day, bruising the stems and leaves as little as possible. Oz., 10c; ¼ lb., 25c; lb., 75c.

**Coriander for Flavoring**—Oz., 10c; 2 ozs., 15c; ¼ lb., 20c; lb., 75c.

**Dill**—An annual, cultivated for its seed, which has an aromatic odor and a warm, pungent taste. It is good for flatulence and colic in infants and is sometimes added to pickled cucumbers to heighten the flavor. Sow early in spring and keep clear of weeds. Oz., 10c; ¼ lb., 20c; lb., 60c.

**Marjoram, Sweet**—A perennial plant, but not hardy enough to endure the winters of the North. The young tender tops are used green for flavoring or they may be dried for winter use. Sow in drills as early as possible, and thin out the plants to ten inches apart. Oz., 15c; ¼ lb., 40c; lb., \$1.25.



**Rosemary**—A hardy perennial, with fragrant odor, and a warm, bitter, aromatic taste. May easily be raised from seed, but does not reach a size fit for use until the second season. The dry leaves deteriorate rapidly with age. Oz., 40c; ¼ lb., \$1.25; lb., \$4.00.

**Rue**—A hardy perennial with a peculiar smell. The leaves are bitter and so acrid as to blister the skin. It is a stimulant and anti-spasmodic, but must be used with great caution, as its use sometimes results in serious injury. It must not be suffered to run to seed, and does best on poor soil. Oz., 15c; ¼ lb., 40c; lb., \$1.50.

**Sage**—A hardy perennial, possessing some medicinal properties, but cultivated principally for use as a condiment, it being used more extensively than any other herb for flavoring and dressing. Sow early in spring (four to five pounds per acre in drills) on very rich ground; cultivate often and thin the plants to sixteen inches apart. Oz., 15c; ¼ lb., 40c; lb., \$1.25.

**Summer Savory**—A hardy annual, the dried stems, leaves and flowers of which are extensively used for flavoring, particularly in dressings and soups. Cultivate the same as Sweet Marjoram. Oz., 10c; ¼ lb., 30c; lb., \$1.00.

**Thyme**—This herb is perennial and is both a medicinal and culinary plant. The young leaves and tops are used for soups, dressing and sauce; a tea is made from the leaves, which is a great remedy in nervous headache. Sow as early as the ground will permit. Oz., 20c; ¼ lb., 60c; lb., \$2.00.

# SWEET PEAS

OUR SWEET PEAS ARE UNSURPASSED FOR PURITY OF STRAIN. NOTHING BETTER IN THE U. S. THEY HAVE GIVEN WONDERFUL SATISFACTION THE PAST YEAR. IF YOU BUY OURS YOU BUY THE BEST.

The following varieties are selected with a view to please the most critical, and we think the Cream of the List of Sweet Peas:

## LIGHT SHADES OF PINK

**Duchess of York**—Standard and wings large and of fine form. White overlaid with a lacing of exceedingly delicate pale pink.

**Eliza Eckford**—Large flower of rosy pink over white, giving an exceedingly delicate and beautiful effect.

**Katherine Tracy**—The color is soft but brilliant pink, of the same shade in wings.

**Lovely**—A delicate shell pink tinged with yellow, producing a very warm, soft color of exceeding beauty.

**Prima Donna**—The stems bear three or four very large, perfect flowers, of brilliant, yet soft shade of pink.

**Ramona**—Large, finely formed flower; standard and wings white, but nearly covered with a very warm pink in small dots and shades.

**Venus**—Standard large, of fine form and substance; a brilliant but delicate and soft shade of warm rose-pink and buff.

## DARKER SHADES OF PINK

**Apple Blossom**—Standard rose-pink, lighter at the edges; wings lighter than standard.

**Her Majesty**—The flowers are very large, a delicate rose-pink color.

**Lady Mary Currie**—A large, well-formed flower of brilliant orange-pink color.

**Ovid**—A good-sized, hooded flower of bright pink, overlaid with a darker shade.

**Lady Penzance**—A large and striking flower of a peculiar and beautiful shade of rose-pink, with a slight tinge of orange.

**Peach Blossom**—A very large flower, having a warm yellowish-pink standard and wings of a lighter, softer shade.

**Royal Rose**—One of the largest and finest formed flowers yet produced. Standard a deep rose-pink.

Red or rose standards with lighter wings.

## SHADES OF RED

**Blanch Ferry**—Standard medium-sized, but of fine form and bright pink color; wings large, rounded and nearly white.

**Brilliant**—Flower of good size and substance, color very brilliant rich red.

**Firefly**—Very bright, and intense crimson scarlet of good size and form.

**Mrs. Dugdale**—A large finely formed flower of a peculiar shade of primrose overlaid with crimson rose.

**Salopian**—One of the most brilliant and most richly colored sorts yet introduced.

## CLARET AND MAROON

**Duke of Clarence**—A fine flower with large standard and wings of uniform shade of dark claret.

**Monarch**—Standard large, fine form, violet maroon, wings very large and expanded.

**Shahzada**—This has a very rich, dark maroon standard and deep violet wings; one of the finest dark sorts.



Sweet Peas

## LAVENDER AND LIGHT BLUE

**Countess of Radnor**—Self-colored in a very distinct and beautiful shade of lavender.

**Dorothy Tennant**—Flowers warm violet or mauve, very large and finely formed.

**Lady Grisel Hamilton**—A large flower similar in color to the Countess of Radnor, but is nearly blue.

**Lottie Eckford**—Standard a peculiar and delicate shade of magenta blue.

**Maid of Honor**—Medium sized flower, nearly white, having a distinct edging of blue.

## BLUE AND PURPLE

**Black Knight**—The darkest variety.

**Countess of Cadogan**—A variety having very long stems, each bearing three or four flowers.

**Captain of the Blues**—Standard large, broad, bright purple blue; wings expanded, lighter and brighter blue than standard.

**Navy Blue**—A true blue, quite distinct.

## WHITE

**Blanche Burpee**—A splendid pure white variety. While not so profuse a bloomer or as hardy a plant as the Emily Henderson, the individual flowers are so fine as to make it a most desirable sort.

**Emily Henderson**—A bold, well-formed, clear white flower. Wings broad and well expanded. An early and wonderfully free and persistent bloomer.

**The Bride**—The flowers are practically the same as the Blanche Burpee, but the stems are more slender.

# SWEET PEAS—Continued

## LIGHT YELLOW

**Primrose**—Standard medium sized, rather long, yellowish white in front, and pronounced primrose-yellow on the back.

**Stella Morse**—The large flowers of this variety are of the finest form and a peculiar warm salmon-pink.

**Coquette**—Large, finely formed flower. Standard warm primrose with a shade of purple.

**Oriental**—The large, finely formed flowers are a distinct bright orange of a very brilliant and striking shade.

## STRIPED OR VARIEGATED

**America**—White, nearly covered with splashes, stripes and dots of exceedingly bright carmine; the most brilliant of the red striped sorts.

**Aurora**—The standard and wings are striped and flaked with delicate orange-salmon, pink over white.

**Gray Friar**—Very large, finely shaped flowers of delicate heliotrope color, peculiarly tinged, marbled and dotted with darker shades.

**Juanita**—Large and splendidly formed; white, with stripes and dashes of delicate lavender.

**Mrs. Joseph Chamberlain**—Very large and perfect shaped flowers; white, striped with bright rose carmine.

**Princess of Wales**—Standard broad, flat, striped purple on nearly white ground; wings very large and lighter than standard.

## MIXTURES OF SWEET PEAS

**CHOICE MIXED**—One of the most satisfactory ways of growing sweet peas is in a mixed row. Many new combinations are obtained by cross-fertilization, and if good varieties are planted, the result is sure to be satisfactory. Our Choice Mixture has no superior; it is not composed of refuse stocks, but contains the finest known American kinds.

**Eckford's Hybrids, Mixed**—This is made up of the best of Eckford's large flowering sorts, carefully proportioned. As only Eckford's varieties are used in this mixture, some of our very best sorts are necessarily excluded; but it will give large, finely formed flowers in a great variety of beautiful colors.

## PRICES ON SWEET PEAS

	pkt.	oz.	¼ lb.	1 lb.
Named Varieties—As above .....	\$ 05	\$ 10	20	\$ 60
Fancy Mixed—Made up by us from the above fifty-three varieties .....	05	10	20	60
Finest Mixed—As grown in the field.....	05	10	15	50
Eckford's Hybrids, Mixed .....	05	10	20	60

The Fancy Mixed that we make up from the fifty-three varieties, as described above, is something superb and charming, and will please the most fastidious.

# Grass and Field Seed Dept.

OUR SEEDS ARE UP TO STANDARD OF THE PURE SEED LAW OF THE STATE OF IOWA.

We do not deem it necessary to enter into an extended description of this branch of our business. In brief we only wish to say that at all seasons of the year we are prepared to furnish as choice a line of **GRASS SEEDS** and **FIELD SEEDS** as any market in the West. With our superior milling facilities we are prepared to reclean and grade all classes of seeds and put them on the market in the very best shape.

THERE ARE NO SEEDS OFFERED THAT ARE FREER FROM FOUL SEED THAN OURS.

OUR PRICES WILL BE FOUND AS LOW AS ANY IN THE NORTHWEST.

Anything in the above line you have to offer, send us a good sized sample by mail and we will make you highest market price.

WE CARRY ALFALFA, ALSYKE, BUCKWHEAT, KENTUCKY BLUE GRASS, ENGLISH BLUE GRASS, BROMUS INERMIS, CLOVER, DWARF ESSEX RAPE, LAWN GRASS, ORCHARD GRASS, RED TOP, RYE GRASS, SUN FLOWER, SPELTZ or EMMER.

We Want to Buy anything in the above line you have to offer. Send us a good sized sample by mail and we will make you the highest market price.

## CLOVERS AND GRASSES

The Clover and Grass Seed we handle are clean and free of all foul and obnoxious weed seed. We invite every one interested to call and inspect our stocks before buying elsewhere.

**ALFALFA CLOVER**—This grand Clover forage plant is now a success everywhere. Every farmer has either heard of or knows its worth and merit. The plant grows, thrives and does well on any of our rolling prairies or well-drained bottom lands. The vigorous roots searching for moisture sink deep into the ground, bringing to the surface the fertilizing materials stored in the earth for ages, leaving the land richer and better for succeeding crops than when it was first sown. Three crops are often cut in one season, and from ten to twelve tons of excellent hay is the annual reward. One bushel of 60 lbs. will sow three acres. It should not be cropped or pastured the first year. Can be planted with a light nurse crop of barley, speltz or wheat. The stock we handle is the very best of hardy Northern-grown seed. We offer at present some choice Western-grown seed and Imported seed at prices ranging from \$8 to \$9 per bushel, subject to market changes.

**MEDIUM RED CLOVER**—This is by far the most important of all the varieties for practical purposes. Sow in spring or fall, and if no other grasses are used, at the rate of 15 pounds per acre; more is used on old soil than on new.

**ALSIKE, or Swedish Clover**—The most hardy of all clovers. On rich, moist soil it yields an enormous quantity of hay or pasturage, but its greatest value is for sowing with other clovers and grasses, as it forms a thick bottom and greatly increases the yield. The heads are globular, fragrant and much liked by bees, which obtain a large amount of honey from them. Sow in spring or fall, at the rate of 10 pounds per acre, when used alone.

**WHITE CLOVER**—A small perennial variety, valuable for pasturage and for lawns. It accommodates itself to a variety of soils, and can be grown anywhere. Can be used to great advantage in pasturing mixtures. Sow in spring, at the rate of eight to ten pounds per acre, or when used with other grasses, half that amount.

**BROMUS INERMIS (Awnless Brome Grass)**—A hardy perennial, standing extremes of heat, cold and drouth better than any other of our cultivated grasses. Is especially adapted to the Northwest. It grows with great rapidity and produces heavy hay crops and luxuriant pastures. All kinds of stock eat it greedily, and the analysis made shows that it is exceedingly rich in flesh-forming ingredients. Sow about 15 to 20 pounds to the acre.

**KENTUCKY BLUE GRASS**—The universal pasture grass of America and the finest lawn grass in the world is our own Kentucky Blue Grass. It starts like magic with the first smile of spring, and is a velvet of green until winter comes again. It can be sown on the wild prairie and will catch, but the best results are to be had by getting the seed well covered. The seed we offer comes directly from Kentucky in car lots and is fresh, clean and pure.

**ENGLISH BLUE GRASS (Meadow Fescue)**—In just a few years this grass has come to the front like magic. This is due to the fact that it is a success everywhere on all kinds of land and never freezes out. It comes early in the spring, is green all summer and lasts until late autumn. It's a nutritious pasture and a valuable hay crop, too. It's a perennial. 2 to 3 feet high, and heads out in June.

**ITALIAN RYE GRASS**—This grass, though but an annual in this climate, produces such great results that in a very short time after the seed is sown it makes as fine a pasture as other grasses of long standing. It grows about 2 to 3 feet high. The leaves are very dark green with a rich tint to the blade. It makes a pasture quick as oats, wheat, barley or rye would, and being a grass is of far greater value. It makes a splendid winter pasture if left to cure on the ground.


**ORCHARD GRASS**—This grass does well every where, and for hay can be cut much earlier than timothy. Succeeds the best of all grasses in timbered lands or orchards. Sow one to two bushels per acre.

**TIMOTHY**—This well-known grass is the best of all grasses for hay. Succeeds very well on all kinds of soil, but is well adapted to moderately moist land.

**RED TOP**—This grass is especially suited to low, wet spouty lands; is in fact the only grass which is a real success on such soil. It stands our northern winters, can be sown on wet land without cultivation, and will catch. Into the wet soil it spreads its network of roots, tames the land and in a few years makes a deep substantial sod.

**GERMAN MILLET**—Of all the different kinds of grass and forage plants raised for either hay or pasture, Millet is the most widely known and extensively used. If drouths wither or rain and floods drown out and destroy the early planted fields of grain, Millet is the farmer's next resort. The Pure German Millet, of all the well-known kinds, is by far the most valuable. This well-known sort reaches the acme of perfection in the more southern states and it is a fact that when the southern grown seed is planted in the north it produces a taller stalk and heavier growth of foliage than can possibly be raised from our own northern grown seed. It is the judgment of those who have tried the seed from both sections side by side, the planter had better pay \$2.00 per bushel for pure, southern grown German Millet than to have the other as a gift.

**SORGHUM (Sugar Cane for Fodder)**—The greatest of all forage and fodder plants. It will yield two crops of fodder and a good fall pasture in one season. Roots deep into the subsoil and stands the drouths that often destroy other crops. As a rough provender it is unsurpassed. Sow 1 to 2 bushels per acre.




Kentucky Blue Grass




Bromus Inermis Grass



Italian Rye Grass




Red Top



English Blue Grass



Timothy



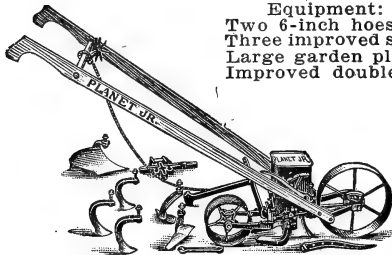
Sorghum—Sugar Cane



# DRILLS AND SEEDERS

## No. 6 Planet Jr.

HILL AND DRILL SEEDER, WHEEL HOE, CULTIVATOR AND PLOW COMBINED



No. 6—Planet Jr.

Equipment:  
Two 6-inch hoes.  
Three improved steel cultivator teeth.  
Large garden plow.  
Improved double leaf guard.

Price, complete .....\$13.50  
As a Seeder Only .....\$11.00  
Packed Weight .....58 lbs.

This is our latest Planet Jr. Combined Hill and Drill Seeder and Wheel Hoe and after two years' gratifying use in the field, every detail has been perfected.

The No. 6 Wheel is 16½ inches high, making an easy running tool. The spokes and rim are steel, and the construction is substantial.

The Feed. This is the most accurate that we have ever sent out; the part of the hopper in which the feed wheel revolves is machine-turned and the feed wheel is also turned to fit the hopper. The outside of the feeding cylinder is also machined, so that the cut-off works accurately, leaving no seed in the hopper.

The seed falls in full view, the rear of spout is open and has a white lining.


## Planet Jr. No. 4

Combined Seed Drill, Single Wheel Hoe, Cultivator and Plow. Price, \$11.00. Seeder Only, \$9.00.


The Extension Piece is used for hoeing both sides of the row at one passage while plants are small.

The Leaf Lifter is invaluable for late cultivation, making it quite easy to work crops close, without additional labor, when otherwise it would be impossible.

Rakes. We can supply three rakes with this machine, with three, five and seven teeth, respectively; valuable for fining and leveling the surface, and for rapid cultivation. Price, with these rakes, \$12.25.



Planet Junior No. 4



Planet Junior No. 25

## Planet Jr. No. 25

Combined Hill and Drill Seeder, Double Wheel Hoe, Cultivator and Plow. Price, \$13.50.

This new Combined Garden Planter, No. 25, is the latest improved and most complete tool of its kind. It is wholly without a rival in its line. It is thoroughly substantial and accurate in planting all kinds of seeds, either in hills or drilling. By detaching planting apparatus it makes a double wheel hoe, a cultivator or plow.

11¼ inch wheels. Holds 2½ quarts. Weight, packed, 59 lbs. It combines in a most practical way the Planet Jr. No. 4 Drill and No. 12 Double Wheel Hoe.

Equipment: One pair of six-inch hoes. Two pair of cultivator teeth. Two plows. Two leaf guards.


## Planet Jr.

12-Tooth Harrow, Cultivator and Pulverizer.


The farmer or gardener is most likely to cultivate best who has the tool best adapted to his purposes. With the Twelve-Tooth Harrow here shown you go as deep or shallow as you like, come up close to row without injuring plants, cut out all the weeds, stir the soil and mellow and fine it as with a garden rake. You widen and narrow as you please between 12 and 32 inches. It's a special favorite with strawberry growers, market gardeners and truckers.

Complete, with Lever Wheel and Pulverizer \$9.00  
With Lever Wheel ..... 7.40  
Price, Plain ..... 6.20

Packed weight, complete, 74 lbs.



Planet Junior



No. 12 Planet Jr. Double Wheel Hoe.

## No. 12 Planet Jr. Double Wheel Hoe

Price, with Attachments, as in cut, \$7.00.

Packed weight, 32 lbs.


One pair of 6-inch hoes.  
Two pairs of hollow steel cultivator teeth.  
One pair of plows. One pair of leaf lifters

## No. 18 Planet Jr. Single Wheel Hoe

Price, as in cut, \$3.50.

Packed weight, 20 lbs.

This is the same style as our other single wheel hoes, and the plow, cultivator teeth or rakes, may any of them be added to the equipment, although it is better and cheaper to select and secure what you need with the original purchase.



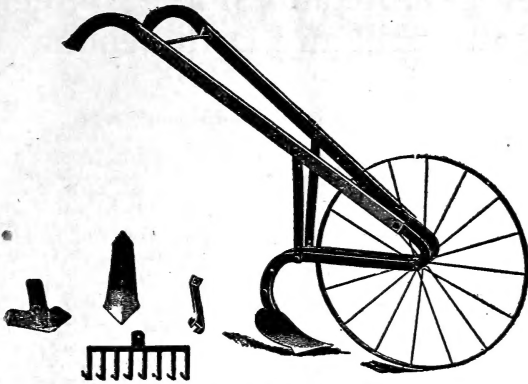
No. 18 Planet Jr. Single Wheel Hoe

## THE "ORACLE" GARDEN PLOW

Price, \$2.00.

A HIGH GRADE TOOL MADE FOR SERVICE.  
MAKES GARDENING A PLEASURE.

The Oracle is fitted with a perfectly shaped mold-board 5½ in. high, cutting 5½ inches wide; a sweep or weed cutter, cutting 9 inches wide; a taper shovel 4 in. wide at one end and 2 in. wide at the other and 12 in. long; a rake, and a wrench that will fit any nut on the plow—all as shown in the cut.

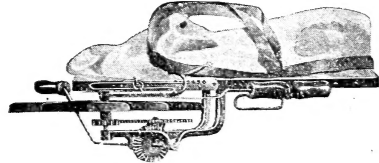


The "Oracle" Garden Plow.

## SEEDERS

### Columbia Broadcast

Price, \$1.25.



Awarded Prize Medal St. Louis Fair Over All Competitors.

This Seeder is practical, neat and mechanically correct in construction. Distributes seeds evenly. Has an automatic cut off. Iron distributing wheel gives great momentum. Each Seeder packed separately.



### CYCLONE SEEDER

It is especially designed for distributing evenly, all kinds of grain, as well as every variety of grass seed.

The construction is simple, strong and practical.

Price, \$1.25.

# "Standard" Garden Tools


WE HAVE SOLD THESE STANDARD GARDEN TOOLS FOR TWO YEARS WITH GREAT SATISFACTION

## No. 4 "Standard" Double and Single Wheel Hoe, Cultivators, Rake and Plow

### No. 2 "STANDARD"

Spring Beam, Adjustable Arch, Double Wheel Hoe, Cultivator, Plow and Rake; No. 2, as shown with all attachments. List Price .....\$6.00

This Spring Beam, Double Wheel Tool is a great favorite with all who use it, owing to the fact that the attachments when in use are entirely under the operator's control. The handles being bolted to the spring beams allow the attachments to be moved to and from each other very easily.



No. 2 "Standard"

### No. 4 "STANDARD"


With all Attachments as shown, \$7.00.

This tool may be changed to a single wheel cultivator in a few seconds.

All castings are malleable, making it unbreakable.


The plows and hoes are of crucible steel.

All attachments are the best shapes, sizes and weights for the purpose. Just the thing for large or small gardens.



No. 4 "Standard"

# No. 9 "Standard" Combined Double and Single Wheel Cultivator, Hoe, Plow, Rake, Hill and Drill Seeder



PRICE, COMPLETE, \$12.00.

Will plant the seed in hills 4, 6, 8, 12 and 24 inches apart or drill in a continuous row. Both sides of the row may be plowed at once until the plants are too high, then the tool may be changed to a single wheel tool and used between the rows.

The attachments that go with this tool are, 1 hill and drill seeder, 1 set of four cultivating teeth, 1 pair hoes, 1 pair plows, 1 pair rakes and 1 wrench. Each part is made of the best material for the purpose and works very accurately.

Wire wheels 16 inches high. Handles bent oak. Weight, packed ready to ship, 50 pounds. Every tool fully guaranteed.

## The New "Standard" No. 20



PRICE, \$3.25.

This single-wheel plow has a 24-inch wheel which will make it the leader of its class.

The frame is the double pattern of very stiff steel, holding the wheel true to its place.

The adjustment is the handiest and most perfect ever put on a tool of this kind and is adjusted up and down by loosening a thumb nut.

The handles are also adjusted by the same thumb nut without interfering with the plow adjustment.



## No. 54 "Standard" Reversible Plow

LIST PRICE WITH ATTACHMENTS SHOWN, \$3.00.


Shipping Weight, 15 lbs.

A very satisfactory tool.  
Double steel frame.  
Adjustable for depth.  
Sixteen inch wheel.  
Two tools always ready.  
Mouldboard has landside.  
Double point shovel.  
Ten inch sweep.

## "Standard" No. 22

List Price with Attachments Shown, \$5.90.


This cultivator has every known advantage in single wheel tools. Having a 16-inch wheel with wide tire. A new pattern frame which will allow the tool to be used astride the row, as well as between and is adjustable for depth of cultivation by loosening one bolt.





# BEE SUPPLIES

We Carry a Large Stock of Supplies, Which Include an Assortment of Articles Necessary for Handling Bees in an Up-to-Date Manner.




## PRICES OF DOVETAILED AND LANGSTROTH HIVES

	TEN-FRAME HIVES.					TEN-FRAME HIVES.						
	N'd P't'd	1	In flat in lots of	5	10	25	N'd P't'd	1	In flat in lots of	5	10	25
1-story hive, no super, No. 0.....	\$1.80	\$1.35	\$	6.25	\$11.50	\$27.00	\$1.90	\$1.45	\$	6.75	\$12.60	\$29.50
1½-story (1 super) hive for extracted honey, No. 8E.....	2.45	1.85	8.50	15.50	36.25	2.60	2.00	9.25	17.00	40.00		
2-full-story hive for extracted honey, No. 5E.....	2.80	2.15	10.00	18.50	43.25	2.95	2.30	10.75	20.00	47.00		
1½-story (1 super) hive for comb honey, without sections for starters, No. 1E, No. 3E, No. 10E.....	2.45	1.85	8.50	15.50	36.25	2.60	2.00	9.25	17.00	40.00		
1½-story (1 super) hive for comb honey, with sections and starters for secs. No. 1, No. 3, No. 10.....	2.75	2.05	9.50	17.50	40.75	2.90	2.15	10.25	19.00	44.50		
2-story (2 super) hive for comb honey, with- out sections and starters.....	3.10	2.35	10.75	19.50	40.00	3.30	2.55	11.75	21.50	50.50		
2-story (2 super) hive for comb honey, with sections and starters for secs.....	3.70	2.75	12.75	23.50	54.50	3.90	2.90	13.75	25.50	59.50		

## COMB FOUNDATION

Name, grade.	Size	Sheets per lb.	In lots of	1 lb.	5 lb.	10 lb.	25 lb.
Medium Brood	8x16½	7 to 8	\$0.58	\$0.55	\$0.53	\$0.51	
Light Brood	8x16½	9 to 10	.60	.57	.55	.53	
Thin Super	3¾x16½	27	.65	.62	.60	.58	
Extra Thin	3¾x16½	31	.70	.65	.63	.61	
Carlin Foundation Cutter.....						\$0.15	
Parker Foundation Fastener, 4¼ in. size.....						.25	
Daisy Foundation Fastener and Lamp.....						1.00	
Manum Swarm Catcher, no pole.....						.85	



## PRICE OF SECTIONS.


Scalloped, open top and bottom—4¼x4¼, and 1¾, 7-a-foot and 1½ wide.

Ferguson section 4¼x4¼, 3¾x5x1½ and 4-5.

	Retail	
	No. 1.	No. 2.
100 .....	\$ .75	\$ .65
250 .....	1.50	1.25
500 .....	2.50	2.25
1000 .....	5.00	4.50
2000 .....	9.75	8.75
4000 .....	14.25	12.75
5000 .....	18.50	16.50
Section Press .....	22.50	20.00
Section Press .....	.50	

Plain or "no-bee-way" sections, 4¼x4¼x1½; 3¾x5 and 4x5x1½, cost 25 cents per 1000 less than above prices.

## PORTER'S BEE ESCAPE



Bee Escapes, Porter's .....each, 20c; doz. \$2.25  
Porter's Escape, with board.....one, 35c; ten, \$3.20  
Porter's Escape, board only.....one, 15c; ten, \$1.40  
Uncapping Knife, Bingham's.....each, 70c

## SMOKERS

### PRICE LIST OF KRETCHMER'S SMOKERS

Name.	Postage	1	3
Jumbo, curved nozzle, 4 in. barrel	25c	\$1.25	\$3.30
Champion, c'vred nozzle, 3½ in. bbl.	25c	.85	2.25
Dollar Smoker, 3 in. barrel.....	25c	.75	2.00
Clark's Cold-Blast Smokers.....	20c	.55	1.50

### PRICE LIST OF BINGHAM SMOKERS

Name.	Postage	1	3
Smoke Engine, 4 in. barrel.....	25c	\$1.25	\$3.45
Doctor, 3½ in. barrel.....	25c	.85	2.40
Conqueror, 3 in. barrel.....	25c	.75	1.95
Large, 2½ in. barrel.....	20c	.70	1.65

### BROOD FRAMES—IN FLAT

	100	500
Hoffman Frame .....	\$2.75	\$12.50
Thick-Top Frames .....	2.50	11.50
Triangular or V-Top Frames.....	2.50	11.50
Shallow Frames .....	2.00	9.00
Alternating Frames .....	2.00	9.50
Pierced and wire included.....	10c per 100 extra	

Division Boards, Bee Veils, Bee Feeders, Rubber Gloves, Shipping Cases, Swarm Catchers, Swarm Guards, etc.

Complete Bee Supply Catalogue, free on request. Every bee-keeper should have one.

# North Bend Nurseries

NORTH BEND, DODGE CO., NEBRASKA

Have a full line of Nursery Stock of the best varieties for the West. We sell direct to our customers, saving them agent's commission and expense. Send at once for our free catalogue.


*1911*  
**1911**

BUY YOUR SEED OF

# Youнкerman Seed Co.

**OUR** SERVICE IS PROMPT  
PRICES ARE RIGHT  
SEED GOOD

## Garden and Farm Implements



THE Standard Seed Tester has the endorsement of Agricultural Colleges everywhere, and up-to-date farmers will test their seeds, not only corn, but all others. This is the machine we test our seeds with. The farmer can increase his crop by knowing what he is planting and his profits will be doubled 🌾 🌾

Farmer's Size No. 2 \$25.00

Farmer's Junior No. 1 \$15.00

Buy a Standard Seed Tester—  
We can supply you